THE
WHITMAN
COMPANIES, INC.

Setting the Standard in
Environmental Engineering & Management

INVESTIGATION WORKPLAN:

RESULTS OF REMEDIAL INVESTIGATION AT "AREA I", REMEDIAL INVESTIGATION WORKPLAN, AND WORKPLAN FOR PILOT TEST AT "AREA A"

FOR

DEXTER CHEMICAL, LLC
845 EDGEWATER ROAD
BRONX, NEW YORK
SITE #: V00186-2
INDEX #: W2-0864-03-08

SUBMITTED TO:

NEW YORK STATE DEPARTMENT OF ENVIRONMENTAL CONSERVATION
DIVISION OF ENVIRONMENTAL REMEDIATION, REGION 2
LONG ISLAND CITY, NY

VOLUME 1
TEXT, TABLES, FIGURES AND ATTACHMENTS

PERFORMED BY

THE WHITMAN COMPANIES, INC.

FEBRUARY 2004

RECEIVED
FEB 20 2004

116 Tices Lane, Unit B-1, East Brunswick, NJ 08816
www.whitmanco.com

THE WHITMAN COMPANIES, INC.

Corporate Headquarters
116 Tices Lane, Unit B-1
East Brunswick, NJ 08816

Tel: 732.390.5858 • Fax: 732.390.9496
Email: whitman@whitmanco.com
Internet: www.whitmanco.com

February 17, 2004

Hari O. Agrawal, P.E.
New York Sate Department of Conservation
Division of Environmental Remediation, Region 2
47-40 21st Street
Long Island City, NY 11101

RE: Dexter Chemical, LLC
819-845 Edgewater Road
810-842 Whittier Street
Bronx, New York
Site # V00186-2
Index # W2-0864-03-08
Whitman Project #97-09-10

Dear Mr. Agrawal:

Enclosed are one original and three copies (one unbound) of a report entitled, "*INVESTIGATION WORKPLAN: Results of Remedial Investigation at Area I, Remedial Investigation Workplan, and Workplan for Pilot Test At Area A.*"

This workplan represents the first report to be submitted under the Voluntary Cleanup Agreement recently executed between Dexter Chemical, LLC and the New York State Department of Conservation (NYSDEC).

This report summarizes the July 17, 2003 onsite meeting between NYSDEC and Dexter, and details the recent investigation activities conducted at Area I. This report also presents a proposal and schedule for air sparging which is the recommended remediation approach for Areas A and I on the property. This report concludes with responses to comments received from the NYSDEC in a letter dated January 29, 2004.

Dexter is eager to move forward with activities at the site and requests an expedited review and response to this report. Please contact Richard Britton P.G., or me should you have any questions regarding the contents of this investigation workplan or the status of our investigation.

Sincerely, for ILW

Ira L. Whitman, P.E.
Principal

ILW/dr

cc: Leonard Sitver, Dexter Chemical, LLC
Kenneth Ballan, Dexter Chemical, LLC
Richard Conway, Esq., Schenck, Price, Smith & King, LLP
Rosalie K. Rusinko, Esq., NYSDEC
Dennis C. Walsh, Ph.D., NYSDEC
Gary Litwin, NYSDOH
Richard Britton P.G., The Whitman Companies, Inc.
Michael Percelay, The Whitman,Companies, Inc.
Michael Kneucker P.E., Environmental Management Associates, Inc.

INVESTIGATION WORKPLAN:

RESULTS OF REMEDIAL INVESTIGATION AT "AREA I", REMEDIAL INVESTIGATION WORKPLAN, AND WORKPLAN FOR PILOT TEST AT "AREA A"

DEXTER CHEMICAL, LLC
BRONX, NEW YORK

Table of Contents

1.0 INTRODUCTION 1
1.1 Data Evaluation 1

2.0 JULY 2003 NYSDEC-DEXTER SITE MEETING 2

3.0 AREA B 3

4.0 SUMMARY OF AREA I SOIL INVESTIGATION AND PROPOSED ADDITIONAL SAMPLING 3
4.1 August 2003 Sampling Event 3
4.2 October 2003 Sampling Event 4
4.3 Evaluation of Area I Results 5
4.4 Workplan for Additional Area I Sampling 5

5.0 AIR-SPARGING PILOT TEST WORKPLAN 6
5.1 Preliminary Well Installation 6
5.2 Air Sparging/SVE Testing 7
5.3 Evaluation of Pilot Test Results and Reporting 7

6.0 REMEDIATION SCHEDULE 8
6.1 Monthly Progress Reports 8

7.0 NYSDEC/NYSDOH COMMENTS ON JUNE 2003 SUMMARY INVESTIGATION REPORT 8

TABLES

1. Historic Summary of Volatile Organic Results for Soil
2A. Summary of Volatile Organic Results for Soil – August 14, 2003
2B. Summary of Volatile Organic Results for Soil – October 9, 2003
3. Area B – Summary of Volatile Organic Results for Soil
4. Area B – Summary of Base Neutral Organic Results for Soil
5. Area B – Summary of Volatile Organic Results for Ground Water
6. Area B – Summary of Base Neutral Organic Results for Ground Water

FIGURES

1. Site Map
2. Area I Soil Boring Locations and Analytical Results
3. Area I Soil Contamination Limits and Cross Section Lines
4. Cross Section A to A'
5. Cross Section B to B"
6. Proposed Additional Investigation of Area I
7. Proposed Location of Air Sparging/Soil Vapor Extraction Points
8. Former UST Locations
9. Area B Sampling Results

ATTACHMENTS

1. Soil Boring Logs
2. Method 8260 Acceptable Compound List
3. Laboratory Data Summary Sheets – August 14, 2003
4. Laboratory Data Summary Sheets – October 9, 2003
5. Pressure Test Results – 5000 Gallon #4 Heating Oil Tank
6. Receipt from A. L. Eastmond & Sons, Inc.
7. Enviro-Sciences UST Figure
8. Federal Express Delivery Confirmation Receipts
9. Soil Boring Log – SB-200
10. Laboratory Analysis of SB-200 TICs

VOLUMES

Volume 1 – Text, Tables, Figures and Attachments
Volume 2A-B – Laboratory QA/QC Data Packages

INVESTIGATION WORKPLAN:
RESULTS OF REMEDIAL INVESTIGATION AT "AREA I", REMEDIAL INVESTIGATION WORKPLAN, AND WORKPLAN FOR PILOT TEST AT "AREA A"

DEXTER CHEMICAL, LLC
BRONX, NEW YORK

1.0 INTRODUCTION

Dexter Chemical, LLC (Dexter) is submitting this report under the recently executed (December 4, 2003) Voluntary Cleanup Program Agreement (VCA) between Dexter and the New York State Department of Conservation (NYSDEC).

This report summarizes the July 17, 2003 onsite meeting between NYSDEC and Dexter, details the recent investigation activities conducted at Area I, provides a Remedial Investigation Workplan to complete delineation activities at Area I, provides a workplan to conduct an air sparging/soil vapor extraction pilot test at Area A, as discussed at our July 2003 meeting, and concludes with responses to comments received from the NYSDEC in a letter dated January 29, 2004.

1.1 Data Evaluation

All sample analysis was performed by Integrated Analytical Laboratories LLC, of Randolph New Jersey (IAL) a NYS Department of Health certified laboratory (ELAP# 11402). The laboratory QA/QC analytical data packages (Volume 2) were evaluated to provide an interpretation of data usability and reliability based upon adherence to quality control parameters. The evaluation was performed using the case narrative summaries provided by IAL, which were included with the analytical results of the August 14, 2003 and October 9, 2003 soil sampling events performed by The Whitman Companies, Inc. (Whitman). The soil samples collected were analyzed for VOC+10 using EPA Method 8260, modified to include quantification for 1,3-Dichlorobenzene, 1,4-Dichlorobenzene, 1,2-Dichlorobenzene, 1,2,4-Trichlorobenzene, and Naphthalene.

There were no data deficiencies, analytical protocol deviations and quality control problems identified during the review of the laboratory QA/QC analytical data packages.

2.0 JULY 2003 NYSDEC-DEXTER SITE MEETING

On July 17, 2003, a site meeting was held at the Dexter facility between Dexter and NYSDEC. Both parties viewed the meeting as part of a transition from the site investigation phase towards the development and implementation of a site remediation program. In attendance at this meeting were:

- Dennis C. Walsh, Ph.D., NYSDEC
- Amarinderjit S. Nagi, P.E., NYSDEC
- Hari O. Agrawal, P.E., NYSDEC
- Leonard Sitver, Dexter Chemical, LLC
- Kenneth Ballan, Dexter Chemical, LLC
- Bob Nanes, Dexter Chemical, LLC
- Ira Whitman, P.E., The Whitman Companies, Inc.
- Richard Britton, P.G., The Whitman Companies, Inc.

Dr. Walsh's synopsis of the VCA agreement was very helpful, particularly with regard to the following aspects that clearly have a potential impact on Dexter's remediation program:

- NYSDEC has discretionary authority under the VCA with regard to the extent of the cleanup required.

- Under the VCA, NYSDEC can approve a remediation program that will allow some residual contamination to be contained in place, rather than be remediated to fully meet the applicable soil cleanup standards.

- While the State views source removal as the preferred alternative wherever feasible, in-situ remediation methodologies are acceptable and are likely to be approved by NYSDEC in this case.

At the July 17, 2003 site meeting, Dexter agreed to investigate the feasibility of installing and operating an in-situ program of air sparging/soil vapor extraction to remediate soil contamination in Area A.

3.0 AREA B

The status of Area B (Figure 1) as an area not requiring remediation has been questioned during recent conversation with NYSDEC Case Manager, Hari Agrawal, P.E. As detailed in Section 4.3 of Whitman's June 2003 report entitled, "Summary of Site Investigation and Proposed Remedial Actions," all exceedances of Polynuclear Aromatic Hydrocarbons (PAHs) and Priority Pollutant Metals (PPM) identified in Area B are clearly associated with the historic fill and cinder materials used to raise the topographic elevation of the site prior to development and are not associated with current or past manufacturing operations. Boring logs provided in the June 2003 report document the prevalence of black cinder and coal-like fill material that characterizes subsurface materials in the vicinity of Area B. No further investigation regarding the presence of hydrocarbons is warranted for Area B.

Reponses to Area B questions posed by NYSDEC Case Manager, Hari Agrawal via letter on January 29, 2004 are presented in Section 7.0 of this report.

4.0 SUMMARY OF AREA I SOIL INVESTIGATION AND PROPOSED ADDITIONAL SAMPLING

In order to delineate the extent of soil contamination in Area I, Whitman advanced soil borings and collected soil samples in Area I on August 14, 2003 and October 9, 2003. The soil boring logs are presented in Attachment 1. The soil borings were installed by Environmental Probing Investigations (EPI) of Cream Ridge, New Jersey, under Whitman supervision. The sample analysis was performed by Integrated Analytical Laboratories LLC, of Randolph New Jersey (IAL) a NYS Department of Health certified laboratory (ELAP# 11402).

Based on review of historic results (Table 1), the samples collected were analyzed for VOC+10 using EPA Method 8260, modified to include quantification for 1,3-Dichlorobenzene, 1,4-Dichlorobenzene, 1,2-Dichlorobenzene, 1,2,4-Trichlorobenzene, and Naphthalene. As shown in Attachment 2, it is acceptable to analyze 1,3-Dichlorobenzene, 1,4-Dichlorobenzene, 1,2-Dichlorobenzene, 1,2,4-Trichlorobenzene, and Naphthalene via EPA Method 8260.

4.1 August 2003 Sampling Event

On August 14, 2003, Whitman supervised the installation of eight (8) soil borings, AISB-1 through AISB-8 (Figure 2). Samples were collected from each boring at various depths to

evaluate subsurface contamination. A total of nineteen (19) samples were collected for laboratory analysis. The samples collected were analyzed for VOC+10 using EPA Method 8260 modified to include quantification for 1,3-Dichlorobenzene, 1,4-Dichlorobenzene, 1,2-Dichlorobenzene, 1,2,4-Trichlorobenzene, and Naphthalene. The sample analysis was performed by IAL.

The analytical results of the samples collected August 14, 2003 are summarized in Table 2A. Historic analytical results for Area I are summarized in Table 1. Laboratory analytical summary data sheets are presented in Attachment 3. A complete laboratory QA/QC data package is included as Volume 2.

Examination of Figure 2 and Table 2A indicate soil samples AISB-1B, AISB-3B, AISB-3C and AISB-4C exceed the NYSDEC TAGM Recommended Soil Cleanup Objective and that additional soil sampling would be required to delineate the full extent of contamination in Area I. Concentrations of Total Xylenes and 1,2,4-Trichlorobenzene were identified above the NYSDEC TAGM Recommended Soil Cleanup Objectives consistent with historical results.

4.2 October 2003 Sampling Event

On October 9, 2003, Whitman supervised the installation of seven (7) additional soil borings, AISB-9 through AISB-13, AISB-4R and AISB-5R in Area I (Figure 2). Samples were collected from each boring at various depths to delineate the extent subsurface contamination. A total of eighteen (18) samples were collected for laboratory analysis. The samples collected were analyzed for VOC+10 using EPA Method 8260 modified to include quantification for 1,3-Dichlorobenzene, 1,4-Dichlorobenzene, 1,2-Dichlorobenzene, 1,2,4-Trichlorobenzene, and Naphthalene. The sample analysis was performed by IAL.

The analytical results of the samples collected on October 9, 2003 are summarized in Table 2B. Historic analytical results for Area I are summarized in Table 1. Laboratory analytical summary data sheets are presented in Attachment 4. A complete laboratory QA/QC data package is included as Volume 2.

Examination of Figure 2 and Table 2B indicates soil samples AISB-9A, AISB-10A, and AISB-10B exceed the NYSDEC TAGM Recommended Soil Cleanup Objectives. Concentrations of Total Xylenes, 1,2,4-Trichlorobenzene, and Naphthalene were identified above the NYSDEC TAGM Recommended Soil Cleanup Objectives, consistent with historical results.

4.3 Evaluation of Area I Results

In order to evaluate if soil contamination identified in Area I has been fully delineated, the limits of soil exceeding the NYSDEC Recommended Soil Cleanup Objectives were plotted on Figure 3. In addition, two cross-sections showing the vertical extent of contamination were prepared to estimate the volume of contaminated soil in Area I (Figures 4 and 5).

Examination of Figures 3-5 shows that soil contamination in Area I covers an area approximately 50 feet wide by 75 feet long and extends to a depth of 15 feet. Delineation in Area I is complete except north of boring locations AISB-9 and AISB-10.

Elevated concentrations of Xylene, 1,2,4-Trichlorobenzene, and Naphthalene have also been identified at Area A, although Area I contaminant concentrations are an order of magnitude lower than those found at Area A.

As discussed at our July 17, 2003 site meeting, Dexter agreed to investigate the feasibility of installing and operating an in-situ program of air sparging/soil vapor extraction to remediate soil contamination in Area A. As a first step in this process, Dexter is proposing to conduct an air sparging/soil vapor extraction pilot test. Implementation details of this pilot test are included in Section 5.0 of this report. If the pilot test is deemed successful at Area A, the air sparging/soil vapor extraction remedial technology will also be applied to contaminant concentrations identified in Area I.

4.4 Workplan for Additional Area I Sampling

In order to fully delineate Area I, Whitman proposes to advance three additional borings in the vicinity of AISB-9 and AISB-10 as shown by Figure 6. Elevated soil concentrations were identified in these borings in the 7 to 11 foot interval. Using geoprobe-type drilling equipment, a continuous core will be advanced to the meadow mat, or to a depth of 18 feet, which ever occurs first. The soil type of the entire core will be recorded and screened with a Photovac TIP. Based on visual observations and TIP readings, samples for laboratory analysis will be selected. The samples collected for laboratory analysis will be analyzed for VOC+10 using EPA Method 8260 modified to include quantification for 1,3-Dichlorobenzene, 1,4-Dichlorobenzene, 1,2-Dichlorobenzene, 1,2,4-Trichlorobenzene, and Naphthalene. Upon completion of the additional soil sampling, Whitman will submit the findings in a progress report as per the VCA agreement.

5.0 AIR-SPARGING PILOT TEST WORKPLAN

As discussed at our July 17, 2003 site meeting, Dexter agreed to investigate the feasibility of installing and operating an in-situ program of air sparging (AS)/soil vapor extraction (SVE) to remediate soil contamination in Area A. If the pilot test is deemed successful at Area A, the AS/SVE system will also be applied to contaminant concentrations identified in Area I. As a first step in this process, Dexter is proposing to conduct an air sparging/soil vapor extraction pilot test. Implementation details of this pilot test are discussed below.

5.1 Preliminary Well Installation

One SVE well (SVE-1) and one air AS well (AS-1) will be installed within the known zone of contamination at Area A. A total of five (5) monitoring points will also be installed within this AOC. The proposed approximate location of each point is illustrated on Figure 7. The exact location and construction of these wells will be field determined based upon site-specific observations and conditions. The wells and/or monitoring points will be installed using a combination of direct-push and hollow stem auger drilling equipment. Prior to the placement of a well or monitoring point at any given location, a preliminary soil boring will be performed to log lithology and to obtain "baseline" soil samples.

Upon verifying site lithology, the appropriate well/monitoring point will be installed. The air sparging point (AS-1) will be installed to a depth of approximately 18-20 feet (corresponding with the top of the previously identified meadow mat layer). It is anticipated that AS-1 will consist of approximately 15-17 feet of solid PVC casing and 2.5 feet of perforated well screen. The air sparging well annulus will be sealed from 1 foot above the screened/sand interval up to grade level using a Portland cement/bentonite grout and completed at grade level with a traffic rated manhole. SVE-1 will also be installed using 2-inch diameter PVC well screen and casing combination. However, in the case of SVE-1, the screened interval will extend from approximately 2.5 -12.5 feet below ground surface. The construction of SVE-1 will be akin to a standard monitoring well, and will also be completed with a traffic rated manhole.

Monitoring points MP-1 through MP-5 will be installed using a Geoprobe® dual tube sampling system. These points will be constructed using one-inch diameter PVC well screen and casing. It is anticipated that the wells will be installed to a depth of approximately 15 feet below ground surface with a screened interval of 12.5 to 15 feet with corresponding sand gravel pack and Portland cement/bentonite grout seal and flush mounted manhole. These monitoring points

will permit the collection of soil gas and groundwater samples as needed during the course of the pilot test.

5.2 Air Sparging/SVE Testing

An eight (8) hour air sparging/SVE feasibility pilot test will be conducted within Area A. The SVE test will be initiated with extraction of soil gas from SVE-1 using a regenerative blower as a vacuum source. Approximately 2 hours after the start of the SVE pilot test, air will be introduced to AS-1 using an air compressor. The combination of air sparging and soil vapor extraction will continue for 2-3 hours or until readings stabilize. The SVE system will then be turned off for up to 1 hour to ascertain the affect of air sparging alone. After this period, the SVE system will be re-started for the final hour(s) of the test to recover vapors liberated during the "sparge-only" portion of the test. During the AS/SVE test, airflows, induced pressure, vacuum readings and PID readings will be monitored. Tedlar air bag samples will be collected from the SVE discharge at three (3) times during the SVE test. The Tedlar air bag sample with the highest recorded PID response will be laboratory analyzed for Volatile Organic Compounds plus a library search (VOC+10). The results of the Tedlar air bag samples and data collected during the SVE test will be used to determine hydrocarbon recovery rates and the need for off-gas control if a full-scale system is installed. Soil gas extracted during the course of the pilot test will be routed through a 55-gallon (200 lb) granular activated carbon treatment for hydrocarbon removal prior to discharge. The influent and effluent from the carbon drum will be monitored using a PID. No additional analysis or monitoring is proposed.

5.3 Evaluation of Pilot Test Results

Whitman will evaluate the data collected and determine if air sparging soil vapor extraction is a feasible remediation alternative for the mitigating contamination identified in Area A. Mass removal rates will be estimated and the need for off-gas control will be determined based upon NYSDEC requirements. If air sparging and soil vapor extraction is found to be feasible, Whitman will prepare a Remedial Action Workplan for the installation, operation and maintenance of a full-scale air sparging and soil vapor extraction to remediate contaminant concentrations identified at Area A. Data gathered from Area A will utilized to extrapolate a remediation design for Area I based upon the relatively lower contaminant concentrations in Area I compared to Area A. The feasibility of combining the recovery and treatment systems for areas A and I will also be investigated.

6.0 REMEDIATION SCHEDULE

The anticipated schedule to complete the proposed work is provided below.

Milestone	Weeks from NYSDEC Approval *
1. Complete Area I Investigation and Sampling	3
2. Conduct Area A SVE Pilot Test	6
3. Evaluate Area I Sampling Results	6
4. Evaluate Area A SVE Pilot Test Results	10
5. Final Report: Submit Area I Sampling Results and Area A SVE Pilot Test Results	15

* Dexter requests an expedited review and response.

6.1 Monthly Progress Reports

As part of the VCA (VCA Paragraph III) between Dexter and the NYDEC, monthly progress reports shall be submitted commencing with the 10th day of each month subsequent to the approval of the first work plan and then every month thereafter. Monthly progress reports for this phase of work will end with the submission of the Final Report. The NYDEC shall be notified of any field activities seven (7) days in advance of scheduled event.

7.0 NYSDEC/NYSDOH COMMENTS ON JUNE 2003 SUMMARY INVESTIGATION REPORT

On June 23, 2003, Whitman submitted a report to the NYSDEC entitled, "Summary of Site Investigation and Proposed Remedial Action." This report summarized environmental data collected during November 1997, March 1998, December 2001, and November 2002, and concluded by presenting remedial actions for soil and ground water.

On January 16, 2004, comments to the June 2003 report were submitted by NYSDEC to Whitman via email by Case Manager, Hari Agrawal. Formal comments to the June 2003 report

were provided by NYSDEC and the New York State Department of Health (NYSDOH) in a letter dated January 29, 2004. These comments and Whitman's responses are listed below.

NYSDEC/NYSDOH Comment #1:

Dexter needs to collect soil gas samples to assess soil gas as an individual media. Please submit a proposal to do this work together with any other work that you feel is necessary to resolve our concerns in Area B. This work can be done ahead of or included in the remedial action work plan. Depending upon the results, additional remedial work may be necessary.

Whitman's Response #1:

As detailed in Section 5.2 of this report, Tedlar air bag samples will be collected from the SVE discharge at three (3) intervals during the SVE pilot test in Area A. The Tedlar air bag sample with the highest recorded PID response will be laboratory analyzed for Volatile Organic Compounds plus a library search (VOC+10). The results of the Tedlar air bag samples and data collected during the SVE test will be used to determine hydrocarbon recovery rates and the need for off-gas control if a full-scale system is installed. Soil gas extracted during the course of the pilot test will be routed through a 55-gallon (200 lb) granular activated carbon treatment for hydrocarbon removal prior to discharge. The influent and effluent from the carbon drum will be monitored using a PID.

As detailed in Whitman Response #6 and Section 3.0 of this report, no further investigation is warranted in Area B.

NYSDEC/NYSDOH Comment #2:

The Report does not provide a full accounting of all tank closures. According to the Phase I Report, after the January 1993 and May 1995 tank closures, eight (8) ASTs and two (2) USTs were still in service as of September 1997. Some tanks have probably been closed since then. According to our records, at least one tank, a 5000 gallon #4 heating oil tank located in Area B was closed in 1998. Please provide the closure report for this tank and any others that have been closed since September 1997.

Whitman's Response #2:

On July 27, 1998, the 5000-gallon #4 heating oil tank located in Area B passed a pressure test conducted by A. L. Eastmond & Sons, Inc., fuel oil tank specialists located in the Bronx,

N.Y., confirming that the integrity of the tank to be abandoned in place was sound (Attachment 5).

In preparation for the in-place abandonment of the 5,000-gallon #4 heating oil tank, a new above ground storage tank was installed in Area B on January 28, 1999.

As part of the in-place abandonment of the 5000-gallon #4 heating oil tank, 2000 gallons of useable heating oil was transferred to the newly installed above ground storage tank by A. L. Eastmond & Sons, Inc. on January 28, 1999. On this same date, 991 gallons of sludge from the 5000-gallon #4 heating oil tank was removed by Eastmond & Sons, Inc. and properly disposed (Attachment 6).

No other tanks have been closed since September 1997.

NYSDEC/NYSDOH Comment #3:

The 1993 Closure Report does not identify the locations of the two tanks that were closed in 1993. Please provide Figure 1 again, as the one included in the Report was copied in a folded position.

Whitman's Response #3:

Figure 1, which identifies the locations of the two tanks that were closed in 1993 is included as Attachment 7.

NYSDEC/NYSDOH Comment #4:

Six tanks were removed in 1995. These were: one 2500 g Methanol UST: one 1500 varsol UST: one 2000 g Isopropanol UST; two 550 g gasoline USTs; one 550 g diesel UST. Where were these located? Please provide a location map.

Whitman's Response #4:

The former locations of the six USTs removed in 1995 are provided by Figure 8. Please note that Dexter Chemical LLC does not own the 849, 851 or 855 Edgewater Road properties, nor are these properties defined as the "site" under the Voluntary Cleanup Agreement.

NYSDEC/NYSDOH Comment #5:

Please provide Volume 2, both Part A and Part B, QA/QC data packages for the July 2000 soil and groundwater sampling data. These were referenced in the Report, but not provided. Please note that all data packages (ASP Category B deliverables) should accompany a Data Usability Summary Report.

Whitman's Response #5:

The laboratory QA\QC data packages for the July 2000 soil and groundwater sampling data were sent on June 25, 2003 as Volume 2, Parts A and B of the June 2003 report entitled, "Summary of Site Investigation and Proposed Remedial Actions." Federal Express tracking sheets confirming receipt of this report by Marie D. Ronano on June 27, 2003 of NYSDEC are included as Attachment 8.

NYSDEC/NYSDOH Comment #6:

The NYSDEC does not fully agree with the Report conclusions as to the nature and extent of soil contamination on site.

A) As discussed at the July 17, 2003 meeting both petroleum and non-petroleum contamination is present in onsite soils (in all three areas, Area A, Area B, and Alleyway I) and in ground water. Contrary to the Report conclusion, Area B also appears to have some petroleum impact on subsurface soils. Petroleum presence was noted down to 12 ft bgs in March 1998 (borings B1 and B3). Some petroleum SVOCs were found in soil samples in 1998 and again in 2000.

B) The Report states that, on July 21, 2000, samples were collected from three soil borings in Area B. We find that only two borings (B100 and B101) were done in Area B in July 2000. A third sample from boring SB-200 wasn't done until September 2000. If it is the same boring, please let us know why was it delayed until September and provide its boring log. Further, the lab raw data shows high concentrations (Dilution Factor 5.0) of several unknown TICs, which as indicated by their retention times could be petroleum compounds. Further, did the lab provide a narrative explanation for the high concentrations of TICs found in this sample?

Whitman's Response to Comment #6, Part A:

Identification of odors is very subjective and varies from person to person. Based on the information provided below, the odor of wet cinders, coal and fill material identified in Borings

B-1 and B-3 was mistakenly identified as "petroleum odor" in the borings collected on March 10, 1998.

1. As discussed in Whitman Response #1, the #4 heating oil tank located in Area B passed a pressure test on July 27, 1998 and all petroleum product was removed from this tank on January 28, 1999. There is no information to suggest that there were ever any discharges from this tank.

2. Twelve soil samples were collected to characterize soil conditions in Area B (Figure 9 and Tables 3 and 4). **No petroleum-related exceedances of the NYSDEC Recommended Soil Cleanup Objective were identified in any Area B soil samples.** Exceedances of PAH compounds were identified in Area B, but as stated in Section 3.0 of this report, these exceedances are related to cinder and ash material that dominate the subsurface materials in Area B.

3. Significantly, neither free-phase product nor sheen was ever identified in the two monitoring wells (MW-5, and MW-8) and the temporary well point (WP-B-100) installed in Area B to monitor ground water quality. **In addition, ground water monitored by these same points has never exhibited a petroleum-related exceedance of the NYSDEC Ground Water Criteria (Tables 5 and 6).**

Whitman's Response to Comment #6, Part B:

Borings B100 and B101 were advanced in Area B during July 2000; one soil sample was collected from each. After review of the laboratory analytical results, Whitman decided to advance a third boring and collect a third sample, SB-200, from Area B. This third soil boring was completed during the monitoring well installation of MW-7 and MW-8 during September 2000. The soil boring log for SB-200 can be found in Attachment 9.

Whitman spoke to Severn Trent/STL Edison Laboratory Manager Mike Urban regarding the unknown TICs identified in soil sample SB-200. Mr. Urban concludes that the unknown TICs are not petroleum compounds (Attachment 10).

NYSDEC/NYSDOH Comment #7:

As discussed at the July 17, 2002 meeting, remedial steps are needed site-wide to address soil and groundwater contamination present at the Dexter site. We understand that since this

meeting Dexter has under taken further investigation in areas A and I to further define the extent of contamination. Please provide these results as soon as possible. For the reasons discussed above, Area B may also need further investigation.

Whitman's Response #7:

Since the July 17, 2002 meeting, Dexter has conducted additional investigation of Area I during August and October 2003. These soil delineation events and results for Area I are discussed in Section 4.0 of this report, along with a workplan for additional delineation sampling.

As detailed in Whitman Response #5 and Section 3.0 of this report, no further investigation regarding the presence of hydrocarbons is warranted for Area B. No further investigation has taken place in Area A.

NYSDEC/NYSDOH Comment #8:

Due to significant groundwater contamination leaving the site, off-site impacts would also need to be addressed.

Whitman's Response#8:

As detailed in the Whitman/Dexter June 2003 report entitled, "Summary of Site Investigation and Proposed Remedial Action," ground water contamination at Dexter is limited to a localized area immediately downgradient of Area A in the vicinity of PZ-4 and MW-6 (Figure 1). Monitoring wells MW-9 and MW-10 were installed downgradient of PZ-4 and MW-6. The placement of these downgradient wells was selected and approved by the NYSDEC. Elevated concentrations of organic contaminants have not been identified in monitoring wells MW-9 and MW-10.

As referenced by previous reports, there are no downgradient water uses nor are there any downgradient wells other than Dexter's monitoring wells MW-9 and MW-10. Sampling results from MW-9 and MW-10 demonstrate that ground water contaminates from Dexter cannot be migrating to the nearest surface water body, The Bronx River.

meeting Dexter has under taken further investigation in areas A and I to further define the extent of contamination. Please provide these results as soon as possible. For the reasons discussed above, Area B may also need further investigation.

Whitman's Response #7:

Since the July 17, 2002 meeting, Dexter has conducted additional investigation of Area I during August and October 2003. These soil delineation events and results for Area I are discussed in Section 4.0 of this report, along with a workplan for additional delineation sampling.

As detailed in Whitman Response #5 and Section 3.0 of this report, no further investigation regarding the presence of hydrocarbons is warranted for Area B. No further investigation has taken place in Area A.

NYSDEC/NYSDOH Comment #8:

Due to significant groundwater contamination leaving the site, off-site impacts would also need to be addressed.

Whitman's Response#8:

As detailed in the Whitman/Dexter June 2003 report entitled, "Summary of Site Investigation and Proposed Remedial Action," ground water contamination at Dexter is limited to a localized area immediately downgradient of Area A in the vicinity of PZ-4 and MW-6 (Figure 1). Monitoring wells MW-9 and MW-10 were installed downgradient of PZ-4 and MW-6. The placement of these downgradient wells was selected and approved by the NYSDEC. Elevated concentrations of organic contaminants have not been identified in monitoring wells MW-9 and MW-10.

As referenced by previous reports, there are no downgradient water uses nor are there any downgradient wells other than Dexter's monitoring wells MW-9 and MW-10. Sampling results from MW-9 and MW-10 demonstrate that ground water contaminates from Dexter cannot be migrating to the nearest surface water body, The Bronx River.

TABLES

TABLES

TABLE 1

Dexter Chemical, L.L.C.
Historic Summary of Volatile Organic Results for Soil
AEC-I

Sample ID Lab Sample Number Sampling Date Sample Depth (feet) Units	1994 NYSDEC Rec. Soil Cleanup Objective ug/kg	E-2 1.5-2 48939 03/11/98 1.5-2 ug/kg	E-2 2.5-3 48940 03/11/98 2.5-3 ug/kg	E-4 3-3.5 48941 03/11/98 3-3.5 ug/kg	I-1 3.5-4 48946 03/11/98 3.5-4 ug/kg	I-1 7.5-8 48947 03/11/98 7.5-8 ug/kg	I-2 7.5-8 48949 03/11/98 7.5-8 ug/kg	I-2 9.5-10 48950 03/11/98 9.5-10 ug/kg	I-100 218839 07/20/00 7-8 ug/kg	I-101 218840 07/20/00 5-6 ug/kg	I-102 218841 07/20/00 7-8 ug/kg	I-103 218862 07/21/00 7-8 ug/kg	I-104 218863 07/21/00 7-8 ug/kg
VOLATILE COMPOUNDS													
Chloromethane	1900	ND	ND	ND	ND	ND	ND	ND	ND	ND	ND	ND	ND
Bromomethane	NS	ND	ND	ND	ND	ND	ND	ND	ND	ND	ND	ND	ND
Vinyl Chloride	200	ND	ND	ND	ND	ND	ND	ND	96 J	ND	ND	ND	ND
Chloroethane	1900	ND	ND	ND	ND	ND	ND	ND	ND	ND	ND	ND	ND
Methylene Chloride	6000	14	ND	ND	2.8	ND	2.3	2.5	ND	1.0 J	1.0 J	0.9 J	ND
Trichlorofluoromethane	NS	ND	ND	ND	ND	ND	ND	ND	ND	ND	ND	ND	ND
1,1-Dichloroethene	400	ND	ND	ND	ND	ND	ND	ND	ND	ND	ND	ND	ND
1,1-Dichloroethane	200	ND	ND	ND	ND	ND	ND	ND	ND	ND	ND	ND	ND
trans-1,2-Dichloroethene	NS	ND	ND	ND	ND	ND	ND	ND	76 J	ND	ND	ND	ND
cis-1,2-Dichloroethene	NS	ND	ND	ND	0.7	ND	ND	1	1,300	0.5 J	ND	1.3 J	ND
Chloroform	300	ND	ND	ND	ND	ND	ND	ND	ND	ND	ND	ND	ND
1,2-Dichloroethane	100	ND	ND	ND	ND	ND	ND	ND	ND	ND	ND	ND	ND
1,1,1-Trichloroethane	800	ND	ND	ND	ND	ND	ND	ND	ND	ND	ND	ND	ND
Carbon Tetrachloride	600	ND	ND	ND	ND	ND	ND	ND	ND	ND	ND	ND	ND
Bromodichloromethane	NS	ND	ND	ND	ND	ND	ND	ND	ND	ND	ND	ND	ND
1,2-Dichloropropane	NS	ND	ND	ND	ND	ND	ND	ND	ND	ND	ND	ND	ND
cis-1,3-Dichloropropene	NS	ND	ND	ND	ND	ND	ND	ND	ND	ND	ND	ND	ND
Trichloroethene	700	ND	ND	ND	ND	ND	ND	ND	280	ND	ND	ND	ND
Dibromochloromethane	NA	ND	ND	ND	ND	ND	ND	ND	ND	ND	ND	ND	ND
1,1,2-Trichloroethane	NS	ND	ND	ND	ND	ND	ND	ND	ND	ND	ND	ND	ND
Benzene	60	ND	ND	ND	ND	ND	ND	ND	54 J	ND	ND	ND	ND
trans-1,3-Dichloropropene	NS	ND	ND	ND	ND	ND	ND	ND	ND	ND	ND	ND	ND
2-Chloroethyl Vinyl Ether	NS	ND	ND	ND	ND	ND	ND	ND	ND	ND	ND	ND	ND
Bromoform	NS	ND	ND	ND	ND	ND	ND	ND	ND	ND	ND	ND	ND
Tetrachloroethene	1400	ND	ND	ND	ND	ND	ND	ND	ND	ND	ND	ND	ND
1,1,2,2-Tetrachloroethane	600	ND	ND	ND	ND	ND	ND	ND	ND	ND	ND	ND	ND
Toluene	1500	ND	ND	0.6	0.7	ND	1	0.8	180 J	1.3 J	ND	0.7 J	ND
Chlorobenzene	1700	ND	ND	ND	ND	ND	9.6	6.1	480 J	2.5 J	2.6 J	2.2 J	ND
Ethylbenzene	5500	64	ND	3.4	ND	**8400**	3.4	2.2	800	10	5.0	ND	1,100
Xylene (Total)	1200	680	4.5	24	0.7	**45000**	11	11	**5,100**	55	47	2.4 J	**6,800**
1,3-Dichlorobenzene	1600	ND	ND	73	63	**1900**	ND	64	180 J	ND	92 J	88 J	ND
1,4-Dichlorobenzene	8500	ND	ND	300	320	**14000**	87	270	800	410 J	610	500 J	1,200 J
1,2-Dichlorobenzene	7900	ND	ND	ND	34	6800	ND	23	ND	ND	ND	ND	ND
1,2,4-Trichlorobenzene	3400	66	ND	120	180	**110000**	220	99	120	ND	63	**4,300**	**18,000**
Naphthalene	13000	1200	30	160	37	**18000**	310	520	150 J	670 J	160 J	ND	2,400 J
Total Confident Conc.		758	4.5	28	4.9	53400	27.3	23.6	8366	70.3	55.6	7.5	7900
Total Estimated Conc. VOA TICs		23200	350	221	7.8	497000	730	310	47,200	901	623	30	80,600

bold - Exceeds NYSDEC Soil Cleanup Criteria
NS - No Standard for Individual Contaminant
ND - None Detected
TICs - Tentatively Identified Compounds
J - The result is less than detection limit, but greater than zero

TABLE 2A

Dexter Chemical, L.L.C.
Summary of Volatile Organic Results for Soil - AEC-I
August 14, 2003

Sample ID Lab Sample Number Sampling Depth (feet) Sample Date Units	1994 NYSDEC Recommended Soil Cleanup Objective ug/kg	AISB-1A 07190-001 08/14/2003 7.5 - 8 ug/kg	AISB-1B 07190-002 08/14/2003 10.5 - 11 ug/kg	AISB-1C 07190-003 08/14/2003 14.5 - 15 ug/kg	AISB-2A 07190-004 08/14/2003 8.5 - 9 ug/kg	AISB-2B 07190-005 08/14/2003 14.5 - 15 ug/kg	AISB-3A 07190-006 08/14/2003 7.5 - 8 ug/kg	AISB-3B 07190-007 08/14/2003 9 - 9.5 ug/kg	AISB-3C 07190-008 08/14/2003 13 - 13.5 ug/kg	AISB-4A 07190-009 08/14/2003 7.5 - 8 ug/kg	AISB-4B 07190-010 08/14/2003 10.5 - 11 ug/kg	AISB-4C 07190-011 08/14/2003 13.5 - 14 ug/kg	AISB-5A 07190-012 08/14/2003 7.5 - 8 ug/kg	AISB-5B 07190-013 08/14/2003 11.5 - 12 ug/kg	AISB-6A 07190-014 08/14/2003 7.5 - 8 ug/kg	AISB-6B 07190-015 08/14/2003 11.5 - 12 ug/kg	AISB-7A 07190-016 08/14/2003 7.5 - 8 ug/kg	AISB-7B 07190-017 08/14/2003 11.5 - 12 ug/kg	AISB-8A 07190-018 08/14/2003 9.5 - 10 ug/kg	AISB-8B 07190-019 08/14/2003 12.5 - 13 ug/kg
VOLATILE COMPOUNDS																				
Chloromethane	1,900	ND	ND	ND	ND	ND	ND	ND	ND	ND	ND	ND	ND	ND	ND	ND	ND	ND	ND	ND
Vinyl Chloride	200	ND	ND	ND	ND	ND	ND	ND	ND	ND	ND	ND	ND	ND	ND	ND	ND	ND	ND	ND
Bromomethane	NS	ND	ND	ND	ND	ND	ND	ND	ND	ND	ND	ND	ND	ND	ND	ND	ND	ND	ND	ND
Chloroethane	1,900	ND	ND	ND	ND	ND	ND	ND	ND	ND	ND	ND	ND	ND	ND	ND	ND	ND	ND	ND
Trichlorofluoromethane	NS	ND	ND	ND	ND	ND	ND	ND	ND	ND	ND	ND	ND	ND	ND	ND	ND	ND	ND	ND
Acrolein	NS	ND	ND	ND	ND	ND	ND	ND	ND	ND	ND	ND	ND	ND	ND	ND	ND	ND	ND	ND
1,1-Dichloroethene	400	ND	ND	ND	ND	ND	ND	ND	ND	ND	ND	ND	ND	ND	ND	ND	ND	ND	ND	ND
Methylene Chloride	6,000	ND	ND	ND	ND	ND	ND	ND	ND	ND	ND	ND	ND	ND	ND	ND	ND	ND	ND	ND
Acrylonitrile	NS	ND	ND	ND	ND	ND	ND	ND	ND	ND	ND	ND	ND	ND	ND	ND	ND	ND	ND	ND
trans-1,2-Dichloroethene	NS	ND	ND	ND	ND	ND	ND	ND	ND	ND	ND	ND	ND	ND	ND	ND	ND	ND	ND	ND
1,1-Dichloroethane	200	ND	ND	ND	ND	ND	ND	ND	ND	ND	ND	ND	ND	ND	ND	ND	ND	ND	ND	ND
cis-1,2-Dichloroethene	NS	ND	ND	ND	ND	ND	ND	ND	ND	ND	ND	ND	ND	ND	ND	ND	ND	ND	ND	ND
Chloroform	300	ND	ND	ND	ND	ND	ND	ND	ND	ND	ND	ND	ND	ND	ND	ND	ND	ND	ND	ND
1,1,1-Trichloroethane	800	ND	ND	ND	ND	ND	ND	ND	ND	ND	ND	ND	ND	ND	ND	ND	ND	ND	ND	ND
Carbon Tetrachloride	600	ND	ND	ND	ND	ND	ND	ND	ND	ND	ND	ND	ND	ND	ND	ND	ND	ND	ND	ND
1,2-Dichloroethane(EDC)	100	ND	ND	ND	ND	ND	ND	ND	ND	ND	ND	ND	ND	ND	ND	ND	ND	ND	ND	ND
Benzene	60	ND	ND	ND	ND	ND	ND	ND	ND	ND	ND	ND	ND	ND	ND	ND	ND	ND	ND	ND
Trichloroethene	700	ND	ND	ND	ND	ND	ND	ND	ND	ND	ND	ND	ND	ND	ND	ND	ND	ND	ND	ND
1,2-Dichloropropane	NS	ND	ND	ND	ND	ND	ND	ND	ND	ND	ND	ND	ND	ND	ND	ND	ND	ND	ND	ND
Bromodichloromethane	NS	ND	ND	ND	ND	ND	ND	ND	ND	ND	ND	ND	ND	ND	ND	ND	ND	ND	ND	ND
2-Chloroethylvinyl Ether	NS	ND	ND	ND	ND	ND	ND	ND	ND	ND	ND	ND	ND	ND	ND	ND	ND	ND	ND	ND
cis-1,3-Dichloropropene	NS	ND	ND	ND	ND	ND	ND	ND	ND	ND	ND	ND	ND	ND	ND	ND	ND	ND	ND	ND
Toluene	1,500	ND	ND	ND	ND	ND	ND	ND	ND	ND	ND	ND	ND	ND	ND	ND	ND	ND	ND	ND
trans-1,3-Dichloropropene	NS	ND	ND	ND	ND	ND	ND	ND	ND	ND	ND	ND	ND	ND	ND	ND	ND	ND	ND	ND
1,1,2-Trichloroethane	NS	ND	ND	ND	ND	ND	ND	ND	ND	ND	ND	ND	ND	ND	ND	ND	ND	ND	ND	ND
Tetrachloroethene	1,400	ND	ND	ND	ND	ND	ND	ND	ND	ND	ND	ND	ND	ND	ND	ND	ND	ND	ND	ND
Dibromochloromethane	NA	ND	ND	ND	ND	ND	ND	ND	ND	ND	ND	ND	ND	ND	ND	ND	ND	ND	ND	ND
Chlorobenzene	1,700	ND	ND	ND	ND	ND	ND	ND	ND	ND	ND	ND	ND	ND	ND	ND	ND	ND	ND	ND
Ethylbenzene	5,500	ND	1,390	ND	ND	ND	7.12	559 J	514 J	ND	ND	231 J	ND	ND	ND	ND	ND	ND	ND	ND
Total Xylenes	1,200	ND	**10,500**	ND	ND	ND	36.6	**3,570**	**3,140**	ND	ND	**1,390**	261 J	ND	ND	ND	ND	ND	ND	ND
Bromoform	NS	ND	ND	ND	ND	ND	ND	ND	ND	ND	ND	ND	ND	ND	ND	ND	ND	ND	ND	ND
1,1,2,2-Tetrachloroethane	600	ND	ND	ND	ND	ND	ND	ND	ND	ND	ND	ND	ND	ND	ND	ND	ND	ND	ND	ND
1,3-Dichlorobenzene	1,600	ND	323 J	183 J	1,570	ND	2.03	215 J	234 J	ND	ND	329 J	ND	ND	ND	ND	ND	1.93 J	23 J	ND
1,4-Dichlorobenzene	8,500	ND	1,770	430 J	3,590	ND	12.1	1,560	1,330	1,040	ND	1,000	ND	ND	3.72 J	155	344 J	15	153	726
1,2-Dichlorobenzene	7,900	ND	2,110	ND	ND	ND	6.65	329 J	269 J	ND	ND	ND	ND	ND	ND	125 J	ND	ND	94	213 J
1,2,4-Trichlorobenzene	3,400	ND	**23,400**	1,280	2,580	ND	ND	1,720	2,500	1,350	ND	3,110	ND	ND	14	2,250	1,840	ND	1,790	3,360
Naphthalene	13,000	223 J	5,390	1,560	ND	ND	7.85	413 J	536 J	ND	ND	924	ND	ND	4.82 J	2,070	ND	12	171	ND
Total Confident Conc.		223 J	44,900 J	3,450 J	7,740	ND	72.4	8,370 J	8,520 J	2,390	ND	6,980 J	261 J	ND	23 J	4,600 J	2,180 J	29 J	2,230 J	4,300 J
Total Estimated Conc. VOA TICs (s)		4,250	56,400	6,810	26,400	13,100	210	11,300	11,200	9,420	1,780	43,300	1,240	ND	ND	9,060	5,620	10	1,500	22,000

- Detected above NYSDEC Soil Cleanup Criteria - TAGAM Memo #4046
NS - No Standard for Individual Contaminant
ND - None Detected
~ - Not Analyzed
NA - Standard Not Available

G:\Project\970910Dexter\AEC-I\VOA081403

THE WHITMAN COMPANIES, INC.

TABLE 2B

Dexter Chemical, L.L.C.
Summary of Volatile Organic Results for Soil - AEC-I
October 9, 2003

Sample ID Lab Sample Number Sampling Depth (feet) Sample Date Units	1994 NYSDEC Recommended Soil Cleanup Objective ug/kg	AISB-9A 09114-001 10/09/2003 7 - 7.5 ug/kg	AISB-9B 09114-002 10/09/2003 9.5 - 10 ug/kg	AISB-9C 09114-003 10/09/2003 14.5 - 15 ug/kg	AISB-10A 09114-004 10/09/2003 7 - 7.5 ug/kg	AISB-10B 09114-005 10/09/2003 10.5 - 11 ug/kg	AISB-10C 09114-006 10/09/2003 14.5 - 15 ug/kg	AISB-11A 09114-007 10/09/2003 7.5 - 8 ug/kg	AISB-11B 09114-008 10/09/2003 10.5 - 11 ug/kg	AISB-11C 09114-009 10/09/2003 14.5 - 15 ug/kg	AISB-12A 09114-010 10/09/2003 7.5 - 8 ug/kg	AISB-12B 09114-011 10/09/2003 10.5 - 11 ug/kg	AISB-12C 09114-012 10/09/2003 14.5 - 15 ug/kg	AISB-13A 09114-013 10/09/2003 7.5 - 8 ug/kg	AISB-13B 09114-014 10/09/2003 10.5 - 11 ug/kg	AISB-13C 09114-015 10/09/2003 14.5 - 15 ug/kg	AISB-4D 09114-016 10/09/2003 15.5 - 16 ug/kg	AISB-5D 09114-017 10/09/2003 13 - 13.5 ug/kg	AISB-5E 09114-018 10/09/2003 14.5 - 15 ug/kg
VOLATILE COMPOUNDS																			
Chloromethane	1,900	ND	ND	ND	ND	ND	ND	ND	ND	ND	ND	ND	ND	ND	ND	ND	ND	ND	ND
Vinyl Chloride	200	ND	ND	ND	ND	ND	ND	ND	ND	ND	ND	ND	ND	ND	ND	ND	ND	ND	ND
Bromomethane	NS	ND	ND	ND	ND	ND	ND	ND	ND	ND	ND	ND	ND	ND	ND	ND	ND	ND	ND
Chloroethane	1,900	ND	ND	ND	ND	ND	ND	ND	ND	ND	ND	ND	ND	ND	ND	ND	ND	ND	ND
Trichlorofluoromethane	NS	ND	ND	ND	ND	ND	ND	ND	ND	ND	ND	ND	ND	ND	ND	ND	ND	ND	ND
Acrolein	NS	ND	ND	ND	ND	ND	ND	ND	ND	ND	ND	ND	ND	ND	ND	ND	ND	ND	ND
1,1-Dichloroethene	400	ND	ND	ND	ND	ND	ND	ND	ND	ND	ND	ND	ND	ND	ND	ND	ND	ND	ND
Methylene Chloride	6,000	ND	ND	ND	ND	ND	ND	ND	ND	ND	ND	ND	ND	ND	ND	ND	ND	ND	ND
Acrylonitrile	NS	ND	ND	ND	ND	ND	ND	ND	ND	ND	ND	ND	ND	ND	ND	ND	ND	ND	ND
trans-1,2-Dichloroethene	NS	ND	ND	ND	ND	ND	ND	ND	ND	ND	ND	ND	ND	ND	ND	ND	ND	ND	ND
1,1-Dichloroethane	200	ND	ND	ND	ND	ND	ND	ND	ND	ND	ND	ND	ND	ND	ND	ND	ND	ND	ND
cis-1,2-Dichloroethene	NS	ND	ND	ND	ND	ND	30	ND	ND	ND	ND	ND	ND	ND	ND	ND	ND	ND	ND
Chloroform	300	ND	ND	ND	ND	ND	ND	ND	ND	ND	ND	ND	ND	ND	ND	ND	ND	ND	ND
1,1,1-Trichloroethane	800	ND	ND	ND	ND	ND	ND	ND	ND	ND	ND	ND	ND	ND	ND	ND	ND	ND	ND
Carbon Tetrachloride	600	ND	ND	ND	ND	ND	ND	ND	ND	ND	ND	ND	ND	ND	ND	ND	ND	ND	ND
1,2-Dichloroethane(EDC)	100	ND	ND	ND	ND	ND	ND	ND	ND	ND	ND	ND	ND	ND	ND	ND	ND	ND	ND
Benzene	60	ND	ND	ND	ND	ND	ND	ND	ND	ND	ND	ND	ND	ND	ND	ND	ND	ND	ND
Trichloroethene	700	ND	ND	ND	ND	ND	ND	ND	ND	ND	ND	ND	ND	ND	ND	ND	ND	ND	ND
1,2-Dichloropropane	NS	ND	ND	ND	ND	ND	ND	ND	ND	ND	ND	ND	ND	ND	ND	ND	ND	ND	ND
Bromodichloromethane	NS	ND	ND	ND	ND	ND	ND	ND	ND	ND	ND	ND	ND	ND	ND	ND	ND	ND	ND
2-Chloroethylvinyl Ether	NS	ND	ND	ND	ND	ND	ND	ND	ND	ND	ND	ND	ND	ND	ND	ND	ND	ND	ND
cis-1,3-Dichloropropene	NS	ND	ND	ND	ND	ND	ND	ND	ND	ND	ND	ND	ND	ND	ND	ND	ND	ND	ND
Toluene	1,500	ND	ND	ND	ND	ND	ND	ND	ND	ND	ND	ND	ND	ND	ND	ND	ND	ND	ND
trans-1,3-Dichloropropene	NS	ND	ND	ND	ND	ND	ND	ND	ND	ND	ND	ND	ND	ND	ND	ND	ND	ND	ND
1,1,2-Trichloroethane	NS	ND	ND	ND	ND	ND	ND	ND	ND	ND	ND	ND	ND	ND	ND	ND	ND	ND	ND
Tetrachloroethene	1,400	ND	ND	ND	ND	ND	ND	ND	ND	ND	ND	ND	ND	ND	ND	ND	ND	ND	ND
Dibromochloromethane	NA	ND	ND	ND	ND	ND	ND	ND	ND	ND	ND	ND	ND	ND	ND	ND	ND	ND	ND
Chlorobenzene	1,700	ND	ND	ND	ND	ND	ND	ND	ND	ND	ND	ND	ND	ND	9.9	ND	ND	ND	ND
Ethylbenzene	5,500	173	48	ND	588 J	ND	ND	ND	ND	ND	ND	ND	ND	ND	ND	ND	ND	ND	ND
Total Xylenes	1,200	**1,370**	460	41	**5,170**	**2,930**	42	ND	ND	ND	ND	ND	ND	ND	ND	2.2 J	ND	ND	ND
Bromoform	NS	ND	ND	ND	ND	ND	ND	ND	ND	ND	ND	ND	ND	ND	ND	ND	ND	ND	ND
1,1,2,2-Tetrachloroethane	600	ND	ND	ND	ND	ND	ND	ND	ND	ND	ND	ND	ND	ND	ND	ND	ND	ND	ND
1,3-Dichlorobenzene	1,600	75	220	14 J	454 J	ND	9 J	ND	ND	ND	ND	ND	ND	ND	3.2 J	ND	ND	ND	ND
1,4-Dichlorobenzene	8,500	287	366	20 J	1,300	1,220	52	ND	ND	ND	ND	ND	ND	ND	2.6 J	ND	ND	ND	ND
1,2-Dichlorobenzene	7,900	363	277	ND	2,610	2,310	139	ND	ND	ND	ND	ND	ND	ND	ND	ND	ND	ND	ND
1,2,4-Trichlorobenzene	3,400	2,080	707	22 J	**21,900**	**32,200**	1,140	ND	ND	ND	ND	ND	ND	ND	ND	ND	ND	ND	ND
Naphthalene	13,000	1,860	880	738	**14,200**	5,710	627	ND	3.6 J	ND	ND	ND	ND	ND	ND	ND	ND	ND	ND
Total Confident Conc.		6,210	2,960	834 J	46,200 J	44,400	2,040 J	ND	3.6 J	ND	ND	ND	ND	ND	16 J	2.2 J	ND	ND	ND
Total Estimated Conc. VOA TICs (s)		12,800	3,970	5,190	181,000	79,900	3,430	ND	36	ND	ND	114	ND	ND	319	135	18	ND	ND

bold - Detected above NYSDEC Soil Cleanup Criteria - TAGAM Memo #4046
NS - No Standard for Individual Contaminant
ND - None Detected
~ - Not Analyzed
NA - Standard Not Available

G:\Project\970910Dexter\AEC-I\WOA100903

THE WHITMAN COMPANIES, INC.

TABLE 3

Dexter Chemical, L.L.C.
Historic Summary of Volatile Organic Results for Soil
AEC - B

Sample ID Lab Sample Number Sampling Date Sample Depth (feet) Units	1994 NYSDEC Rec. Soil Cleanup Objective ug/kg	B-1 4-6 48926 03/10/98 4-6 ug/kg	B-1 16-18 48927 03/10/98 16-18 ug/kg	B-2 1-2 48928 03/10/98 1-2 ug/kg	B-2 3-4 48929 03/10/98 3-4 ug/kg	B-3 1-2 48931 03/10/98 1-2 ug/kg	B-3 15-16 48932 03/10/98 15-16 ug/kg	B-4 3.5-4 48934 03/10/98 3.5-4 ug/kg	B-100 218842 07/20/00 4-5 ug/kg	B-101 218845 07/21/00 4-5 ug/kg	SB-200 227193 09/06/00 4-5 ug/kg
VOLATILE COMPOUNDS											
Chloromethane	1900	ND	ND	ND	ND	ND	ND	ND	ND	ND	ND
Bromomethane	NS	ND	ND	ND	ND	ND	ND	ND	ND	ND	ND
Vinyl Chloride	200	ND	ND	ND	ND	ND	ND	ND	160 J	ND	4 J
Chloroethane	1900	ND	ND	ND	ND	ND	ND	ND	ND	ND	ND
Methylene Chloride	6000	ND	ND	0.7	0.7	ND	3.4	1.2	ND	ND	ND
Trichlorofluoromethane	NS	ND	ND	ND	ND	ND	ND	ND	ND	ND	ND
1,1-Dichloroethene	400	ND	ND	ND	ND	ND	ND	ND	ND	ND	ND
1,1-Dichloroethane	200	ND	ND	ND	ND	ND	ND	ND	ND	ND	ND
trans-1,2-Dichloroethene	NS	ND	ND	ND	ND	ND	ND	ND	ND	ND	1 J
cis-1,2-Dichloroethene	NS	ND	ND	ND	ND	ND	ND	ND	890	ND	4.9 J
Chloroform	300	ND	ND	ND	ND	ND	ND	ND	ND	ND	ND
1,2-Dichloroethane	100	ND	ND	ND	ND	ND	ND	ND	ND	ND	5.7
1,1,1-Trichloroethane	800	ND	ND	ND	ND	ND	ND	ND	ND	ND	ND
Carbon Tetrachloride	600	ND	ND	ND	ND	ND	ND	ND	ND	ND	ND
Bromodichloromethane	NS	ND	ND	ND	ND	ND	ND	ND	ND	ND	ND
1,2-Dichloropropane	NS	ND	ND	ND	ND	ND	20	ND	ND	ND	6.3
cis-1,3-Dichloropropene	NS	ND	ND	ND	ND	ND	ND	ND	ND	ND	ND
Trichloroethene	700	ND	ND	ND	ND	ND	ND	ND	**770**	ND	5.1
Dibromochloromethane	NA	ND	ND	ND	ND	ND	ND	ND	ND	ND	ND
1,1,2-Trichloroethane	NS	ND	ND	ND	ND	ND	ND	ND	ND	ND	ND
Benzene	60	ND	ND	ND	ND	ND	7.9	ND	ND	ND	1.4
trans-1,3-Dichloropropene	NS	ND	ND	ND	ND	ND	ND	ND	ND	ND	ND
2-Chloroethyl Vinyl Ether	NS	ND	ND	ND	ND	ND	ND	ND	ND	ND	ND
Bromoform	NS	ND	ND	ND	ND	ND	ND	ND	ND	ND	ND
Tetrachloroethene	1400	ND	ND	ND	ND	ND	6	ND	200	ND	ND
1,1,2,2-Tetrachloroethane	600	ND	ND	ND	ND	ND	ND	ND	ND	ND	ND
Toluene	1500	ND	160	0.6	ND	0.7	57	1	ND	ND	1.9 J
Chlorobenzene	1700	ND	ND	ND	ND	ND	ND	ND	ND	ND	ND
Ethylbenzene	5500	99	4.7	ND	ND	ND	170	ND	490	210 J	6.2
Xylene (Total)	1200	140	4.4	ND	ND	ND	940	ND	1000	350 J	29
Total Confident Conc.		239	169.1	1.3	0.7	0.7	1204.3	2.2	3510	560	65.5
Total Estimated Conc. VOA TICs		467000	1600	0	0	12	4388	0	19,070	361,000	805

- Exceeds NYSDEC Soil Cleanup Criteria
NS - No Standard for Individual Contaminant
ND - None Detected
TICs - Tentatively Identified Compounds
J - The result is less than detection limit, but greater than zero

TABLE 4

Dexter Chemical, L.L.C.
Historic Summary of Base Neutral Organic Results for Soil
AEC-B

Sample ID Lab Sample Number Sampling Date Sample Depth (feet) Units	1994 NYSDEC Rec. Soil Cleanup Objective ug/kg	HO-1 33216 11/18/97 3-4' ug/kg	HO-2 32217 11/18/97 4-6' ug/kg	HO-3 32218 11/18/97 4-6' ug/kg	B-1 16-18 48927 03/10/98 16-18 ug/kg	B-2 1-2 48928 03/10/98 1-2 ug/kg	B-2 3-4 48929 03/10/98 3-4 ug/kg	B-3 1-2 48931 03/10/98 1-2 ug/kg	B-3 15-16 48932 03/10/98 15-16 ug/kg	B-4 3.5-4 48934 03/10/98 3.5-4 ug/kg	B-100 218842 07/20/00 4-5 ug/kg	B-101 218845 07/21/00 4-5 ug/kg	SB-200 227193 09/06/00 4-5 ug/kg
BASE NEUTRAL COMPOUNDS													
N-Nitrosodimethylamine	NS	ND	ND	ND	ND	ND	ND	ND	ND	ND	ND	ND	ND
bis(2-Chloroethyl) ether	NS	ND	ND	ND	ND	ND	ND	ND	ND	ND	ND	ND	ND
1,3-Dichlorobenzene	1,600	ND	ND	ND	ND	ND	ND	ND	ND	ND	ND	ND	ND
1,4-Dichlorobenzene	8,500	ND	ND	ND	ND	ND	ND	ND	ND	ND	21 J	ND	ND
1,2-Dichlorobenzene	7,900	ND	ND	ND	ND	ND	ND	ND	150	ND	180 J	ND	ND
bis(2-chloroisopropyl) ether	NS	ND	ND	ND	ND	ND	ND	ND	ND	ND	ND	ND	ND
N-Nitroso-di-n-propylamine	NS	ND	ND	ND	ND	ND	ND	ND	ND	ND	ND	ND	ND
Hexachloroethane	NS	ND	ND	ND	ND	ND	ND	ND	ND	ND	ND	ND	ND
Nitrobenzene	200	ND	ND	ND	ND	ND	ND	ND	ND	ND	ND	ND	ND
Isophorone	4,400	ND	ND	ND	ND	ND	ND	ND	ND	ND	ND	ND	ND
bis(2-Chloroethoxy)methane	NS	ND	ND	ND	ND	ND	ND	ND	ND	ND	ND	ND	ND
1,2,4-Trichlorobenzene	3,400	ND	ND	ND	ND	ND	ND	ND	700	ND	ND	ND	ND
Naphthalene	13,000	5600	510	620	36	26	60	110	240	ND	300 J	420 J	260 J
Hexachlorobutadiene	NS	ND	ND	ND	ND	ND	ND	ND	ND	ND	ND	ND	ND
Hexachlorocyclopentadiene	NS	ND	ND	ND	ND	ND	ND	ND	ND	ND	ND	ND	ND
2-Chloronaphthalene	NS	ND	ND	ND	ND	ND	ND	ND	ND	ND	ND	ND	ND
Dimethylphthalate	2,000	ND	ND	ND	ND	ND	ND	ND	ND	ND	ND	ND	ND
Acenaphthylene	41,000	ND	ND	ND	26	74	440	120	54	ND	84 J	ND	ND
2,6-Dinitrotoluene	1,000	ND	ND	ND	ND	ND	ND	ND	ND	ND	ND	ND	ND
Acenaphthene	50,000	270	ND	90J	ND	42	ND	34	280	ND	170 J	1,600 J	120 J
2,4-Dinitrotoluene	NS	ND	ND	ND	ND	ND	ND	ND	ND	ND	ND	ND	ND
Diethylphthalate	7,100	ND	ND	ND	ND	ND	ND	ND	ND	ND	ND	ND	ND
4-Chlorophenyl-phenylether	NS	ND	ND	ND	ND	ND	ND	ND	ND	ND	ND	ND	ND
Fluorene	50,000	220	ND	190	29	66	230	44	ND	ND	120 J	490 J	150 J
N-Nitrosodiphenylamine	NS	ND	ND	ND	ND	ND	ND	ND	ND	ND	ND	ND	ND
4-Bromophenyl-phenylether	NS	ND	ND	ND	ND	ND	ND	ND	ND	ND	ND	ND	ND
Hexachlorobenzene	410	ND	ND	ND	ND	ND	ND	ND	ND	ND	ND	ND	ND
Phenanthrene	50,000	600	150	1100	150	770	640	410	160	83	360 J	220 J	470 J
Anthracene	50,000	ND	ND	81J	43	230	120	120	ND	ND	80 J	ND	130 J
Di-n-butylphthalate	8,100	ND	ND	ND	ND	ND	ND	ND	ND	ND	ND	ND	ND
Fluoranthene	50,000	110J	190	660	130	1500	170	720	200	110	600 J	ND	840 J
Pyrene	50,000	140J	220	520	110	1200	310	800	230	130	730 J	85 J	850 J
Benzidine	NS	ND	ND	ND	ND	ND	ND	ND	ND	ND	ND	ND	ND
Butylbenzylphthalate	50,000	ND	ND	ND	ND	ND	ND	ND	ND	ND	ND	ND	ND
3,3'-Dichlorobenzidine	NS	ND	ND	ND	ND	ND	ND	ND	ND	ND	ND	ND	ND
Benzo(a)anthracene	224	ND	160	380	73	700	89	450	130	60	290	ND	ND
Chrysene	400	ND	120	870	55	790	120	520	130	66	340 J	ND	ND
bis(2-Ethylhexyl)phthalate	50,000	ND	ND	ND	ND	80	ND	ND	ND	ND	ND	ND	ND
Di-n-octylphthalate	50,000	ND	ND	ND	ND	ND	ND	ND	ND	ND	ND	ND	ND
Benzo(b)fluoranthene	1,100	ND	140	ND	42	780	75	640	100	75	480	ND	ND
Benzo(k)fluoranthene	1,100	ND	66J	ND	ND	350	ND	300	ND	31	170	ND	ND
Benzo(a)pyrene	61	ND	100	180	31	640	71	450	120	40	320	ND	310 J
Indeno(1,2,3-cd)pyrene	3200	ND	57J	150J	ND	260	30	170	ND	ND	150	ND	ND
Dibenz(a,h)anthracene	14	ND	ND	ND	ND	63	ND	ND	ND	ND	ND	ND	ND
Benzo(g,h,i)perylene	50,000	ND	51J	150J	ND	210	38	170	ND	ND	120 J	ND	ND
Total Confident Conc.		6690	1590	4520	725	7781	2393	5058	2494	595	4515	2815	3130
Total Estimated BN TICs		369000	226000	336000	302400	1870	8030	12910	484400	2940	71,600	552,000	1313

- Exceeds NYSDEC Soil Cleanup Criteria
ND - None Detected
NS - No Standard for Individual Contaminant
TICs - Tentatively Identified Compounds
J - The result is less than detection limit, but greater than zero

TABLE 5

Dexter Chemical, L.L.C.
Summary of Volatile Organic Compound Results For Ground Water
September 27, 2000

Sample ID Lab Sample Number Sampling Date Units	1994 NYSDEC Ground Water Criteria ug/L	WP-B-100 218843 07/20/00 ug/L	MW-1 231797 09/27/00 ug/L	MW-2 281798 09/27/00 ug/L	MW-3 231799 09/27/00 ug/L	MW-4 231800 09/27/00 ug/L	MW-5 231801 09/27/00 ug/L	MW-6 231802 09/27/00 ug/L	MW-7 231803 09/27/00 ug/L	MW-8 231804 09/27/00 ug/L
VOLATILE COMPOUNDS										
Chloromethane	NS	ND	ND	ND	ND	ND	ND	ND	ND	ND
Bromomethane	NS	ND	ND	ND	ND	ND	ND	ND	ND	ND
Vinyl Chloride	2	ND	ND	ND	ND	ND	ND	ND	ND	ND
Chloroethane	50	ND	ND	ND	ND	ND	ND	ND	ND	ND
Methylene Chloride	5	ND	ND	ND	ND	ND	ND	ND	ND	ND
Trichlorofluoromethane	NS	ND	ND	ND	ND	ND	ND	ND	ND	ND
1,1-Dichloroethene	5	ND	ND	ND	ND	ND	ND	ND	ND	ND
1,1-Dichloroethane	5	ND	ND	ND	ND	ND	ND	ND	ND	ND
trans-1,2-Dichloroethene	5	ND	ND	ND	ND	ND	ND	ND	ND	ND
cis-1,2-Dichloroethene	NS	ND	ND	2.1	0.6	ND	ND	18	3.5	ND
Chloroform	7	ND	ND	ND	ND	ND	ND	ND	ND	ND
1,2-Dichloroethane	5	ND	ND	ND	ND	ND	ND	ND	ND	ND
1,1,1-Trichloroethane	5	ND	ND	ND	ND	ND	ND	ND	ND	ND
Carbon Tetrachloride	5	ND	ND	ND	ND	ND	ND	ND	ND	ND
Bromodichloromethane	NS	ND	ND	ND	ND	ND	ND	ND	ND	ND
1,2-Dichloropropane	NS	ND	ND	ND	ND	ND	ND	65	ND	ND
cis-1,3-Dichloropropene	5	ND	ND	ND	ND	ND	ND	ND	ND	ND
Trichloroethene	5	ND	ND	ND	ND	ND	ND	1.8	ND	ND
Dibromochloromethane	50	ND	ND	ND	ND	ND	ND	ND	ND	ND
1,1,2-Trichloroethane	NS	ND	ND	ND	ND	ND	ND	ND	ND	ND
Benzene	0.7	ND	ND	0.4	0.3	ND	ND	**31**	**1.7**	0.6
trans-1,3-Dichloropropene	NS	ND	ND	ND	ND	ND	ND	ND	ND	ND
2-Chloroethyl Vinyl Ether	NS	ND	ND	ND	ND	ND	ND	ND	ND	ND
Bromoform	NS	ND	ND	ND	ND	ND	ND	ND	ND	ND
Tetrachloroethene	5	ND	ND	ND	ND	ND	ND	0.4	ND	ND
1,1,2,2-Tetrachloroethane	5	ND	ND	ND	ND	ND	ND	ND	ND	ND
Toluene	5	ND	ND	ND	0.4	ND	ND	**34**	0.5	ND
Chlorobenzene	5	ND	ND	3.3	0.4	ND	ND	ND	**35**	ND
Ethylbenzene	5	ND	ND	ND	1.6	ND	ND	**39**	0.8	ND
Xylene (Total)	5	ND	ND	0.8	**16**	ND	ND	**180**	**15**	1.4
Total Confident Conc. VOAs (s)		0	0	6.6	19.3	0	0	369.2	56.5	2.0
Total Estimated Conc. VOA TICs (s)		21	0	26	90	12	21	1047	128	36

- Exceeds NYSDEC Ground Water Criteria
ND - None Detected
NS - No Standard

THE WHITMAN COMPANIES, INC.

G:\Project\970910Dexter\2000 Invest\vo gw 092700

TABLE 6

Dexter Chemical, L.L.C.
Summary of Base Neutral Compound Results For Ground Water
September 27, 2000

Sample ID Lab Sample Number Sampling Date Units	1994 NYSDEC Ground Water Quality Criteria ug/L	WP-B-100 218843 7/20/00 ug/L	MW-1 231797 9/27/00 ug/L	MW-2 231978 9/27/00 ug/L	MW-3 231799 9/27/00 ug/L	MW-4 231800 9/27/00 ug/L	MW-5 231801 9/27/00 ug/L	MW-6 231802 9/27/00 ug/L	MW-7 231803 9/27/00 ug/L	MW-8 231804 9/27/00 ug/L
BASE NEUTRALS										
N-Nitrosodimethylamine	NS	ND	ND	ND	ND	ND	ND	ND	ND	ND
bis(2-Chloroethyl) ether	NS	ND	ND	ND	ND	ND	ND	ND	ND	ND
1,3-Dichlorobenzene	5	ND	ND	ND	ND	ND	ND	1.6	1.4	ND
1,4-Dichlorobenzene	5	ND	ND	ND	1.4	ND	ND	4.4	2.9	ND
1,2-Dichlorobenzene	5	ND	ND	ND	ND	ND	ND	7.6	ND	ND
bis(2-chloroisopropyl) ether	NS	ND	ND	ND	ND	ND	ND	ND	ND	ND
N-Nitroso-di-n-propylamine	NS	ND	ND	ND	ND	ND	ND	ND	ND	ND
Hexachloroethane	NS	ND	ND	ND	ND	ND	ND	ND	ND	ND
Nitrobenzene	5	ND	ND	ND	ND	ND	ND	ND	ND	ND
Isophorone	50	ND	ND	ND	ND	ND	ND	ND	ND	ND
bis(2-Chloroethoxy)methane	NS	ND	ND	ND	ND	ND	ND	ND	ND	ND
1,2,4-Trichlorobenzene	5	ND	ND	ND	3.0	ND	ND	14	ND	ND
Naphthalene	10	ND	ND	ND	ND	ND	ND	30	1.1	ND
Hexachlorobutadiene	NS	ND	ND	ND	ND	ND	ND	ND	ND	ND
Hexachlorocyclopentadiene	NS	ND	ND	ND	ND	ND	ND	ND	ND	ND
2-Chloronaphthalene	NS	ND	ND	ND	ND	ND	ND	ND	ND	ND
Dimethylphthalate	50	ND	ND	ND	ND	ND	ND	ND	ND	ND
Acenaphthylene	20	ND	ND	ND	ND	ND	ND	ND	ND	ND
2,6-Dinitrotoluene	5	ND	ND	ND	ND	ND	ND	ND	ND	ND
Acenaphthene	20	ND	ND	ND	0.9	ND	ND	ND	ND	ND
2,4-Dinitrotoluene	NS	ND	ND	ND	ND	ND	ND	ND	ND	ND
Diethylphthalate	50	ND	ND	ND	ND	ND	ND	39	ND	0.8
4-Chlorophenyl-phenylether	NS	ND	ND	ND	ND	ND	ND	ND	ND	ND
Fluorene	50	ND	ND	ND	ND	ND	ND	ND	ND	ND
N-Nitrosodiphenylamine	NS	ND	ND	ND	ND	ND	ND	ND	ND	ND
4-Bromophenyl-phenylether	NS	ND	ND	ND	ND	ND	ND	ND	ND	ND
Hexachlorobenzene	0.35	ND	ND	ND	ND	ND	ND	ND	ND	ND
Phenanthrene	50	ND	ND	ND	ND	ND	ND	ND	ND	ND
Anthracene	50	ND	ND	ND	ND	ND	ND	ND	ND	ND
Di-n-butylphthalate	50	ND	ND	ND	ND	ND	ND	ND	ND	ND
Fluoranthene	50	ND	ND	ND	0.5	ND	ND	ND	ND	ND
Pyrene	50	ND	ND	ND	0.9	ND	ND	ND	ND	ND
Benzidine	NS	ND	ND	ND	ND	ND	ND	ND	ND	ND
Butylbenzylphthalate	50	ND	ND	ND	ND	ND	ND	ND	ND	ND
3,3'-Dichlorobenzidine	NS	ND	ND	ND	ND	ND	ND	ND	ND	ND
Benzo(a)anthracene	0.002	ND	ND	ND	ND	ND	ND	ND	ND	ND
Chrysene	0.002	ND	ND	ND	ND	ND	ND	ND	ND	ND
bis(2-Ethylhexyl)phthalate	50	ND	ND	ND	7.7	ND	ND	9.7	ND	ND
Di-n-octylphthalate	50	ND	ND	ND	ND	ND	ND	ND	ND	ND
Benzo(b)fluoranthene	0.002	ND	ND	ND	ND	ND	ND	ND	ND	ND
Benzo(k)fluoranthene	0.002	ND	ND	ND	ND	ND	ND	ND	ND	ND
Benzo(a)pyrene	0.002	ND	ND	ND	ND	ND	ND	ND	ND	ND
Indeno(1,2,3-cd)pyrene	0.002	ND	ND	ND	ND	ND	ND	ND	ND	ND
Dibenz(a,h)anthracene	50	ND	ND	ND	ND	ND	ND	ND	ND	ND
Benzo(g,h,i)perylene	5	ND	ND	ND	ND	ND	ND	ND	ND	ND
Total Confident Conc. BN (s)		0	0	0	14.4	0	0	106.3	5.4	0.8
Total Estimated Conc. BN TICs (s)		0	0	306	690	0	0	2331	597	0

- Exceeds NYSDEC Ground Water Quality Criteria
ND - None Detected
NS - No Standard
J - Compounds present below laboratory quantitation limits

THE WHITMAN COMPANIES, INC.

G:\Projects\970910dexter\2000 Invest\bn gw 092700

FIGURES

FIGURES

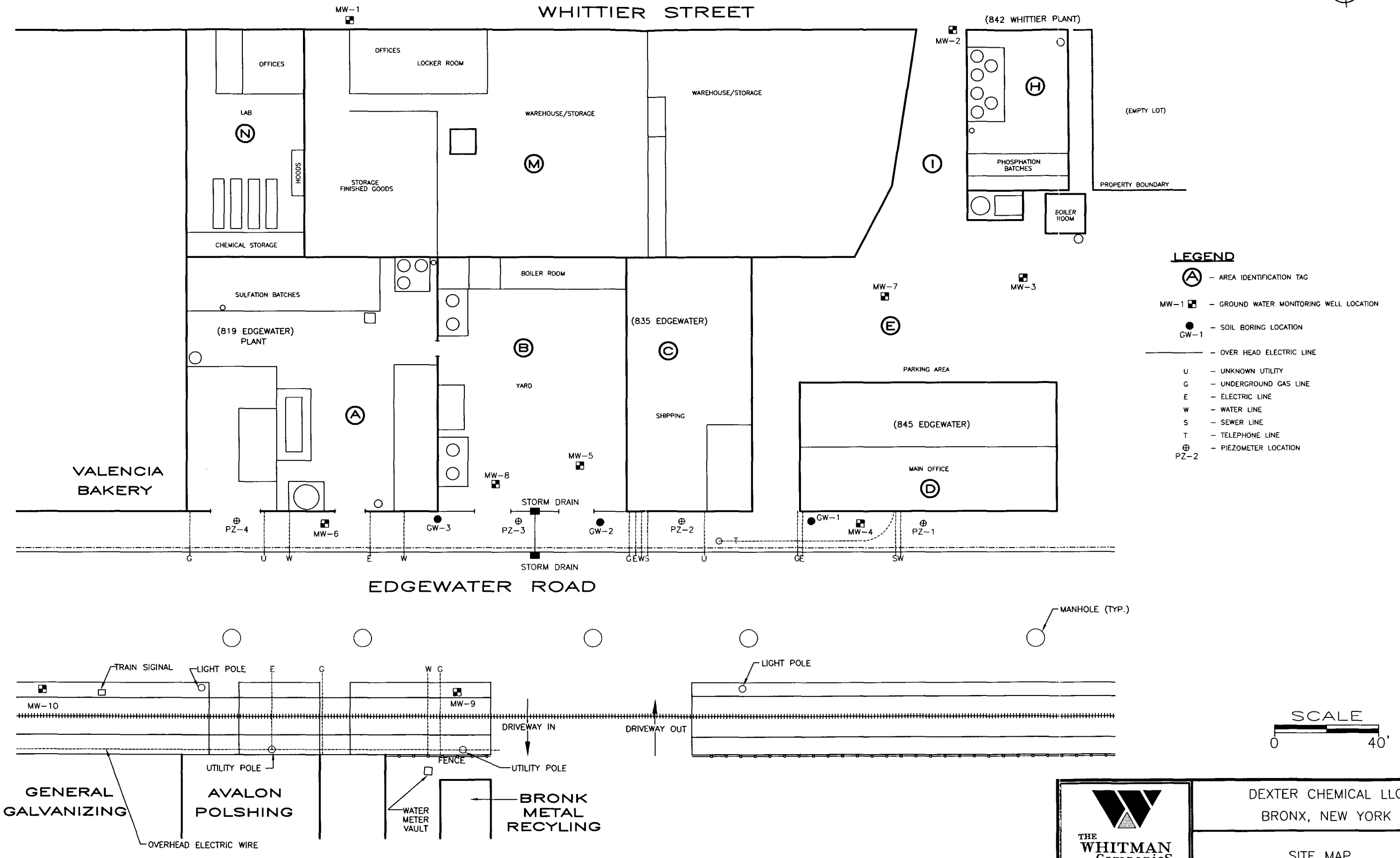

LEGEND

- (A) – AREA IDENTIFICATION TAG
- MW-1 – GROUND WATER MONITORING WELL LOCATION
- GW-1 – SOIL BORING LOCATION
- ——— – OVER HEAD ELECTRIC LINE
- U – UNKNOWN UTILITY
- G – UNDERGROUND GAS LINE
- E – ELECTRIC LINE
- W – WATER LINE
- S – SEWER LINE
- T – TELEPHONE LINE
- PZ-2 – PIEZOMETER LOCATION

SCALE
0 40'

THE WHITMAN CompanieS, INC.

DEXTER CHEMICAL LLC
BRONX, NEW YORK

SITE MAP

ORIGINAL BY:	DRAWN BY:	DRAWING NO:
M.P.	D.L.	970910Z4
CHECKED BY:	DATE:	FIGURE NO:
M.P.	OCT. 2003	1

I–2(7.5–8')
VO– B
I–2(9.5–10')
VO– B

I–104 (7–8')
XYLENE– 6,800
1,2,4–TRICHLOROBENZENE– 18,000

AISB–2 (ALL DEPTHS)
VO– B

AISB–1A(7.5–8')
VO– B
AISB–1B(10.5–11')
XYLENE– 10,500
1,2,4 TRICHLOROBENZENE – 23,400
AISB–1C(14.5–15')
VO– B

AISB–6 (ALL DEPTHS)
VO– B

AISB–8 (ALL DEPTHS)
VO– B

AISB–7 (ALL DEPTHS)
VO– B

I–103 (7–8')
1,2,4–TRICHLOROBENZENE–4,300

I–100 (7–8')
XYLENE– 5,000

I–102 (7–8')
VO–B

E–4 (3–3.5')
VO– B

AISB–3A(7.5–8')
VO– B
AISB–3B(9–9.5')
XYLENE– 3,570
AISB–3C(13–13.5')
XYLENE– 3,140

AISB–5 (ALL DEPTHS)
VO– B

AISB–11 (ALL DEPTHS)
VO– B

I–101 (5–6')
VO– B

AISB–9A(7–7.5')
XYLENE– 1,370
AISB–9B(9.5–10')
VO– B
AISB–9C(14.5–15')
VO– B

AISB–10A(7–7.5')
XYLENE– 5,170
1,2,4–TRICHLOROBENZENE– 21,900
NAPHTHALENE– 14,200
AISB–10B(10.5–11')
XYLENE– 2,930
1,2,4–TRICHLOROBENZENE– 32,200
AISB–10C(14.5–15')
VO– B

I–1(3.5–4')
VO– B
I–1(7.5–8')
ETHYLBENZENE– 8,400
XYLENE– 45,000
1,3–DICHLOROBENZENE– 1,900
1,4–DICHLOROBENZENE– 14,000
1,2,4–TRICHLOROBENZENE– 110,000
NAPHTHALENE– 18,000

E–2(1.5–2')
VO– B
E–2(2.5–3')
VO– B

AISB–13 (ALL DEPTHS)
VO– B

AISB–4A(7.5–8')
VO – B
AISB–4B(10.5–11')
VO – B
AISB–4C(13.5–14')
XYLENE – 1,390
AISB–4D(15.5–16')
XYLENE – B

AISB–12 (ALL DEPTHS)
VO– B

MW–2
MW–3
AISB–1
AISB–2
AISB–3
AISB–4
AISB–4R
AISB–5
AISB–5R
AISB–6
AISB–7
AISB–8
AISB–9
AISB–10
AISB–11
AISB–12
AISB–13

DRUM STORAGE
BURIED CONCRETE DRIVE PATH
AST
AST
BOILER ROOM
UST – APPROXIMATE LOCATION AND SIZE
UST – APPROXIMATE LOCATION AND SIZE

LEGEND
(1) – AREA IDENTIFICATION TAG
B–3 – SOIL BORING LOCATION (MARCH 1998)
– SOIL BORING LOCATION (JULY 2000)
AISB–5 – SOIL BORING LOCATION (AUGUST 2003 & OCTOBER 2003)
MW–1 – GROUNDWATER MONITORING WELL LOCATION (JULY 2000)

B – CONCENTRATIONS ARE BELOW TAGM
VO – VOLATILE ORGANIC COMPOUNDS
(7–8') – DEPTH OF SAMPLE COLLECTION BELOW GROUND SURFACE
* ALL SOIL RESULTS REPORTED IN MICROGRAMS PER KILOGRAM (ppb.)
** ONLY COMPOUND CONCENTRATIONS EXCEEDING NYSDEC TAGM RECOMMEND SOIL CLEANUP OBJECTIVES ARE SHOWN

0 15 30
SCALE IN FEET

THE WHITMAN Companies, INC.

DEXTER CHEMICAL LLC
BRONX, NEW YORK

AREA I SITE INVESTIGATION
SOIL SAMPLING RESULTS

ORIG. BY: M.P.	DWG. BY: B.L.	CHK. BY: D.L.
DWG.#: 970910B35	DATE: OCT. 2003	FIGURE: 2

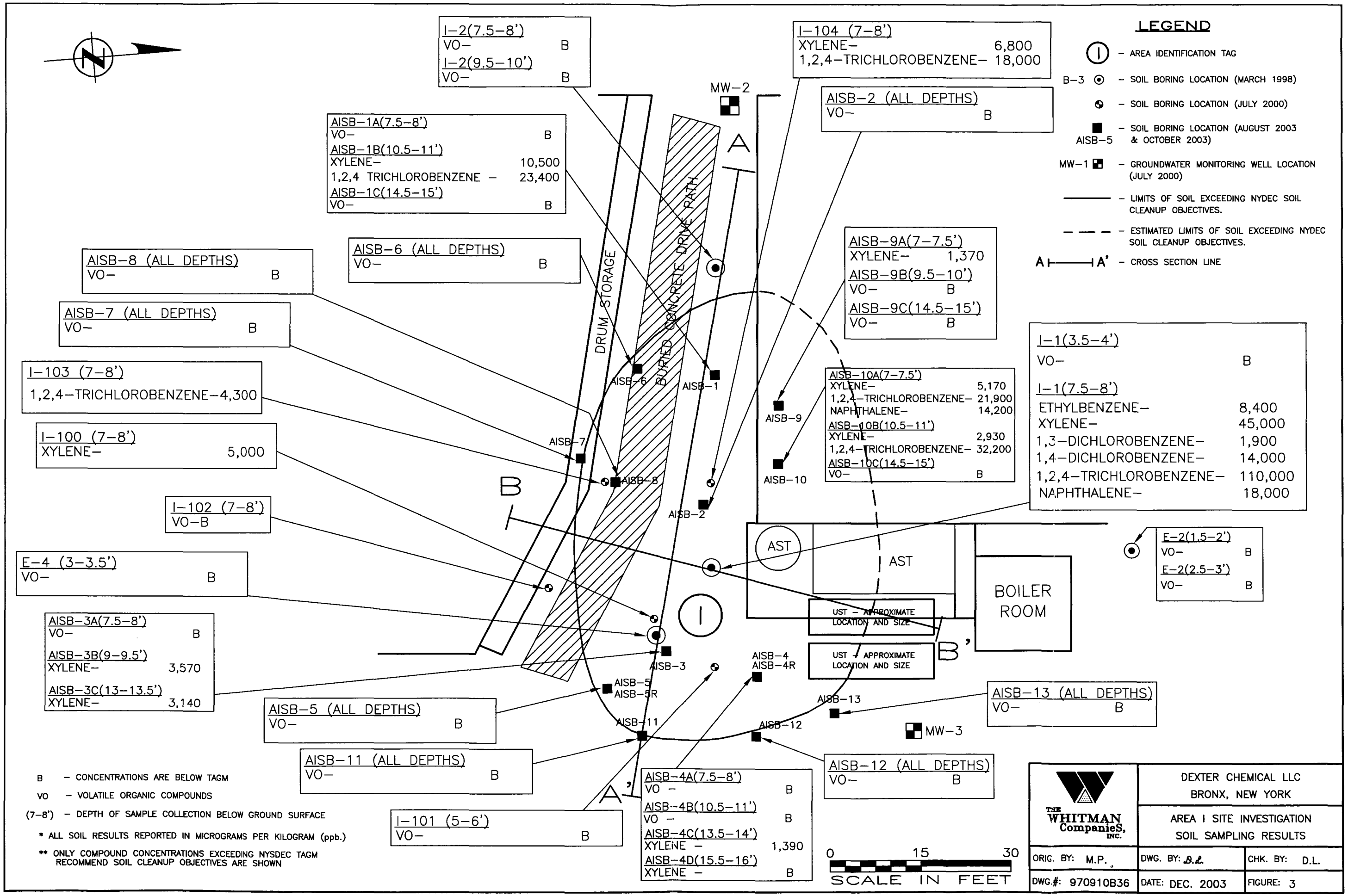
I-2(7.5-8')
VO- B
I-2(9.5-10')
VO- B
I-104 (7-8')
XYLENE- 6,800
1,2,4-TRICHLOROBENZENE- 18,000
AISB-2 (ALL DEPTHS)
VO- B
MW-2
AISB-1A(7.5-8')
VO- B
AISB-1B(10.5-11')
XYLENE- 10,500
1,2,4 TRICHLOROBENZENE - 23,400
AISB-1C(14.5-15')
VO- B
AISB-6 (ALL DEPTHS)
VO- B
AISB-8 (ALL DEPTHS)
VO- B
AISB-7 (ALL DEPTHS)
VO- B
I-103 (7-8')
1,2,4-TRICHLOROBENZENE-4,300
I-100 (7-8')
XYLENE- 5,000
I-102 (7-8')
VO-B
E-4 (3-3.5')
VO- B
AISB-3A(7.5-8')
VO- B
AISB-3B(9-9.5')
XYLENE- 3,570
AISB-3C(13-13.5')
XYLENE- 3,140
AISB-5 (ALL DEPTHS)
VO- B
AISB-11 (ALL DEPTHS)
VO- B
I-101 (5-6')
VO- B
DRUM STORAGE
BURIED CONCRETE DRIVE PATH
AISB-6
AISB-1
AISB-7
AISB-8
AISB-2
AISB-3
AISB-5
AISB-5R
AISB-11
AISB-4
AISB-4R
AISB-12
AISB-13
AISB-9
AISB-10
MW-3
A
A'
B
B'
I
AST
AST
BOILER ROOM
UST - APPROXIMATE LOCATION AND SIZE
UST - APPROXIMATE LOCATION AND SIZE
AISB-9A(7-7.5')
XYLENE- 1,370
AISB-9B(9.5-10')
VO- B
AISB-9C(14.5-15')
VO- B
AISB-10A(7-7.5')
XYLENE- 5,170
1,2,4-TRICHLOROBENZENE- 21,900
NAPHTHALENE- 14,200
AISB-10B(10.5-11')
XYLENE- 2,930
1,2,4-TRICHLOROBENZENE- 32,200
AISB-10C(14.5-15')
VO- B
I-1(3.5-4')
VO- B
I-1(7.5-8')
ETHYLBENZENE- 8,400
XYLENE- 45,000
1,3-DICHLOROBENZENE- 1,900
1,4-DICHLOROBENZENE- 14,000
1,2,4-TRICHLOROBENZENE- 110,000
NAPHTHALENE- 18,000
E-2(1.5-2')
VO- B
E-2(2.5-3')
VO- B
AISB-13 (ALL DEPTHS)
VO- B
AISB-12 (ALL DEPTHS)
VO- B
AISB-4A(7.5-8')
VO - B
AISB--4B(10.5-11')
VO - B
AISB-4C(13.5-14')
XYLENE - 1,390
AISB-4D(15.5-16')
XYLENE - B
LEGEND
I - AREA IDENTIFICATION TAG
B-3 - SOIL BORING LOCATION (MARCH 1998)
- SOIL BORING LOCATION (JULY 2000)
AISB-5 - SOIL BORING LOCATION (AUGUST 2003 & OCTOBER 2003)
MW-1 - GROUNDWATER MONITORING WELL LOCATION (JULY 2000)
- LIMITS OF SOIL EXCEEDING NYDEC SOIL CLEANUP OBJECTIVES.
- ESTIMATED LIMITS OF SOIL EXCEEDING NYDEC SOIL CLEANUP OBJECTIVES.
A A' - CROSS SECTION LINE
B - CONCENTRATIONS ARE BELOW TAGM
VO - VOLATILE ORGANIC COMPOUNDS
(7-8') - DEPTH OF SAMPLE COLLECTION BELOW GROUND SURFACE
* ALL SOIL RESULTS REPORTED IN MICROGRAMS PER KILOGRAM (ppb.)
** ONLY COMPOUND CONCENTRATIONS EXCEEDING NYSDEC TAGM RECOMMEND SOIL CLEANUP OBJECTIVES ARE SHOWN
0 15 30
SCALE IN FEET
THE WHITMAN CompanieS, INC.
DEXTER CHEMICAL LLC
BRONX, NEW YORK
AREA I SITE INVESTIGATION
SOIL SAMPLING RESULTS
ORIG. BY: M.P.
DWG. BY: D.L.
CHK. BY: D.L.
DWG.#: 970910B36
DATE: DEC. 2003
FIGURE: 3

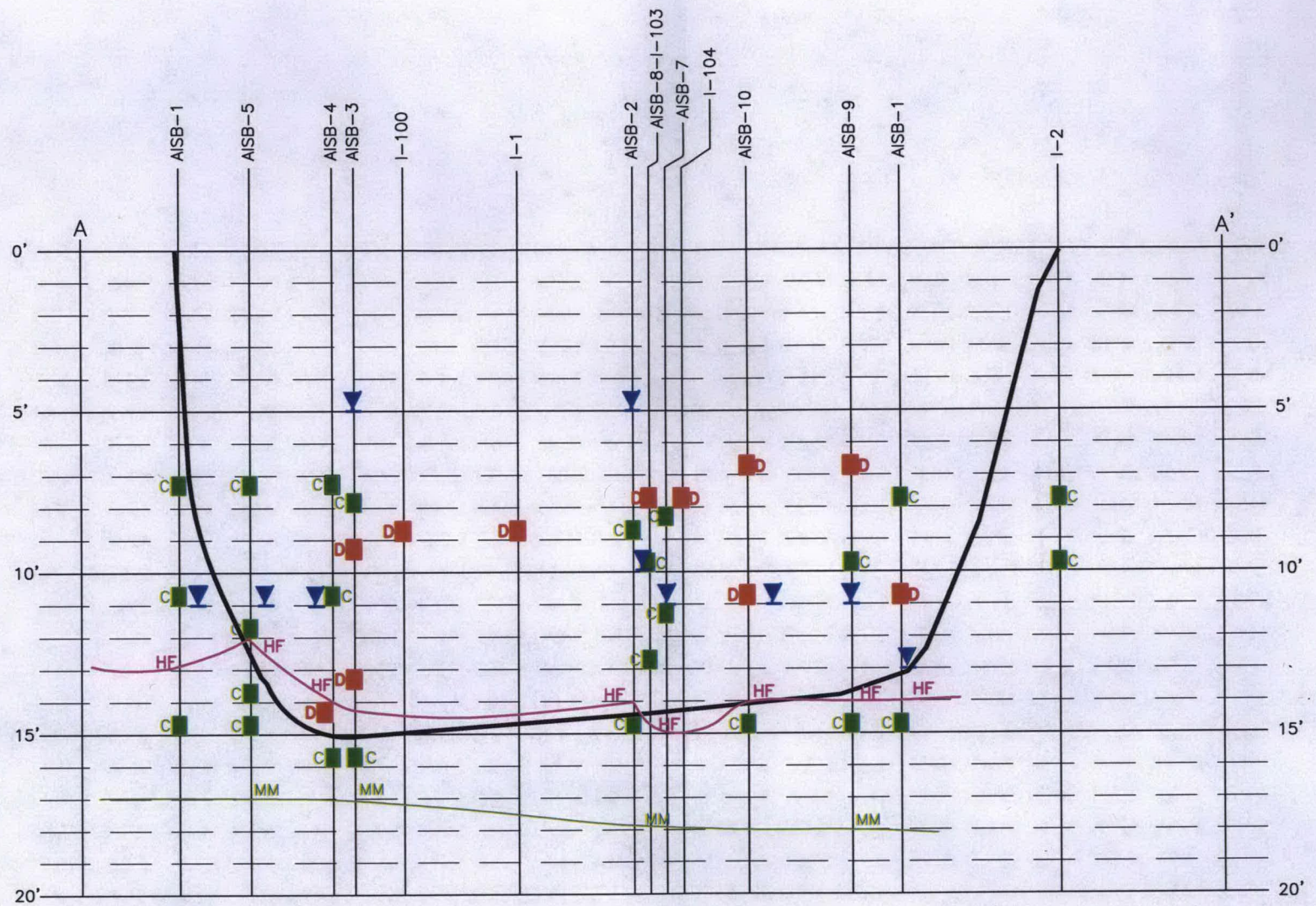

C – CLEAN SAMPLE

D – DIRTY SAMPLE

– MEADOW MAT (MM)

– HISTORIC FILL (HF)

– WATER

– LIMITS OF SOIL EXCEEDING NYSDEC SOIL CLEANUP OBJECTIVE

HORZ. SCALE

0 30'

VERTICAL. SCALE

0 5'

THE WHITMAN COMPANIES, INC.

DEXTER CHEMICAL LLC

BRONX, NEW YORK

AREA I
CROSS SECTION
A–A'

ORIGINAL BY:	DRAWN BY:	DRAWING NO:
M.P.	D.L.	970910CROSSAA
CHECKED BY:	DATE:	FIGURE NO:
M.P.	JAN. 2004	4

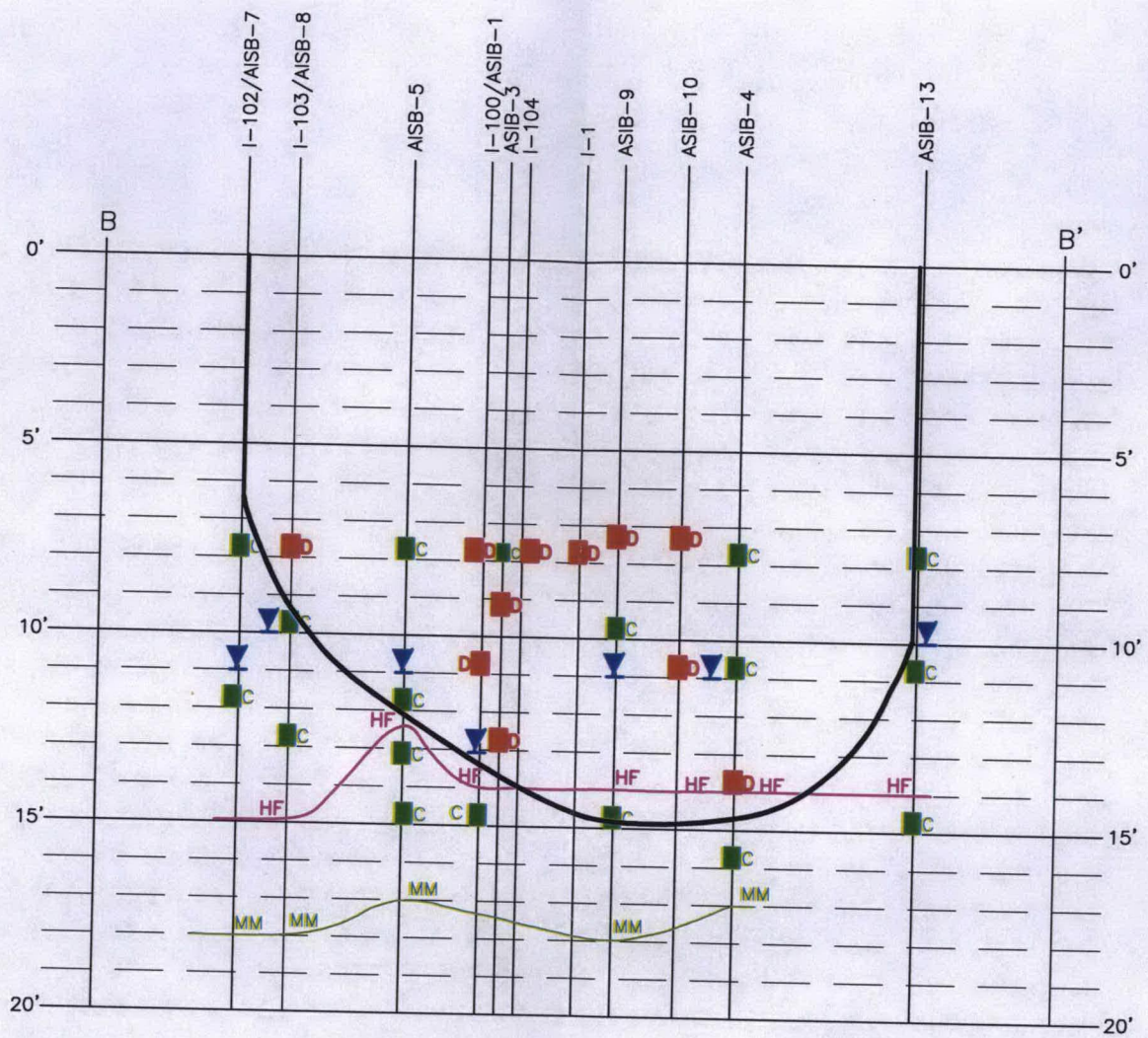

C■ – CLEAN SAMPLE

D■ – DIRTY SAMPLE

——— – MEADOW MAT (MM)

^ – HISTORIC FILL (HF)

▼ – WATER

⌒ – LIMITS OF SOIL EXCEEDING NYSDEC SOIL CLEANUP OBJECTIVE

HORZ. SCALE

0 30'

VERTICAL. SCALE

0 5'

THE WHITMAN COMPANIES, INC.

DEXTER CHEMICAL LLC

BRONX, NEW YORK

AREA I
CROSS SECTION
B–B'

ORIGINAL BY:	DRAWN BY:	DRAWING NO:
M.P.	D.L.	970910CROSSBB
CHECKED BY: M.P.	DATE: JAN. 2004	FIGURE NO: 5

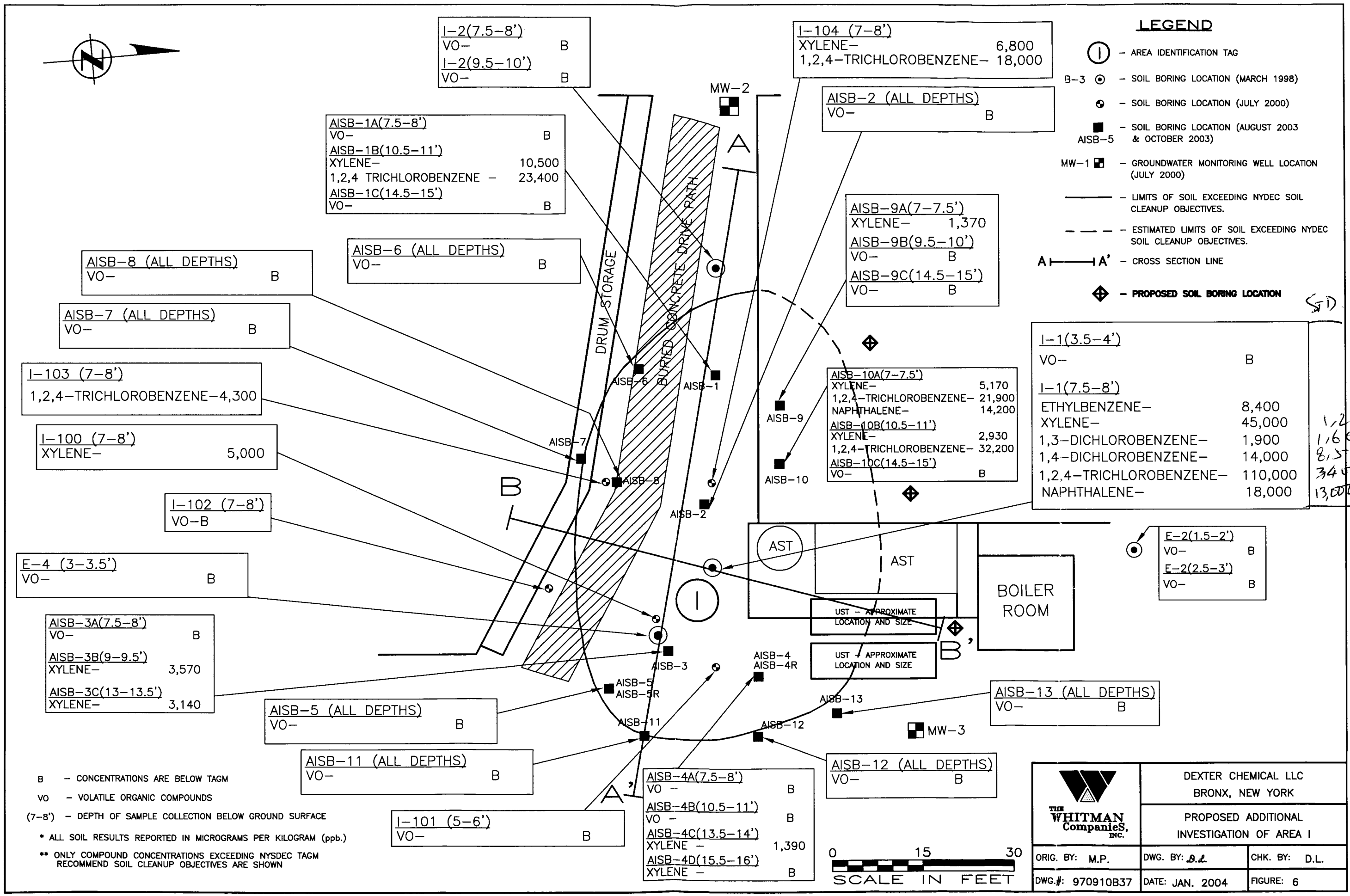
I-2(7.5-8')
VO- B
I-2(9.5-10')
VO- B
I-104 (7-8')
XYLENE- 6,800
1,2,4-TRICHLOROBENZENE- 18,000
AISB-2 (ALL DEPTHS)
VO- B
AISB-1A(7.5-8')
VO- B
AISB-1B(10.5-11')
XYLENE- 10,500
1,2,4 TRICHLOROBENZENE - 23,400
AISB-1C(14.5-15')
VO- B
AISB-9A(7-7.5')
XYLENE- 1,370
AISB-9B(9.5-10')
VO- B
AISB-9C(14.5-15')
VO- B
AISB-6 (ALL DEPTHS)
VO- B
AISB-8 (ALL DEPTHS)
VO- B
AISB-7 (ALL DEPTHS)
VO- B
I-103 (7-8')
1,2,4-TRICHLOROBENZENE-4,300
I-100 (7-8')
XYLENE- 5,000
I-102 (7-8')
VO-B
E-4 (3-3.5')
VO- B
AISB-3A(7.5-8')
VO- B
AISB-3B(9-9.5')
XYLENE- 3,570
AISB-3C(13-13.5')
XYLENE- 3,140
AISB-5 (ALL DEPTHS)
VO- B
AISB-11 (ALL DEPTHS)
VO- B
I-101 (5-6')
VO- B
AISB-10A(7-7.5')
XYLENE- 5,170
1,2,4-TRICHLOROBENZENE- 21,900
NAPHTHALENE- 14,200
AISB-10B(10.5-11')
XYLENE- 2,930
1,2,4-TRICHLOROBENZENE- 32,200
AISB-10C(14.5-15')
VO- B
AISB-13 (ALL DEPTHS)
VO- B
AISB-12 (ALL DEPTHS)
VO- B
AISB-4A(7.5-8')
VO - B
AISB-4B(10.5-11')
VO - B
AISB-4C(13.5-14')
XYLENE - 1,390
AISB-4D(15.5-16')
XYLENE - B
I-1(3.5-4')
VO- B
I-1(7.5-8')
ETHYLBENZENE- 8,400
XYLENE- 45,000
1,3-DICHLOROBENZENE- 1,900
1,4-DICHLOROBENZENE- 14,000
1,2,4-TRICHLOROBENZENE- 110,000
NAPHTHALENE- 18,000
E-2(1.5-2')
VO- B
E-2(2.5-3')
VO- B
MW-1
MW-2
MW-3
AISB-1
AISB-2
AISB-3
AISB-4
AISB-4R
AISB-5
AISB-5R
AISB-6
AISB-7
AISB-8
AISB-9
AISB-10
AISB-11
AISB-12
AISB-13
DRUM STORAGE
BURIED CONCRETE DRIVE PATH
AST
AST
BOILER ROOM
UST - APPROXIMATE LOCATION AND SIZE
UST - APPROXIMATE LOCATION AND SIZE
A
A'
B
B'
1
LEGEND
- AREA IDENTIFICATION TAG
B-3 - SOIL BORING LOCATION (MARCH 1998)
- SOIL BORING LOCATION (JULY 2000)
AISB-5 - SOIL BORING LOCATION (AUGUST 2003 & OCTOBER 2003)
MW-1 - GROUNDWATER MONITORING WELL LOCATION (JULY 2000)
- LIMITS OF SOIL EXCEEDING NYDEC SOIL CLEANUP OBJECTIVES.
- ESTIMATED LIMITS OF SOIL EXCEEDING NYDEC SOIL CLEANUP OBJECTIVES.
A A' - CROSS SECTION LINE
- PROPOSED SOIL BORING LOCATION
B - CONCENTRATIONS ARE BELOW TAGM
VO - VOLATILE ORGANIC COMPOUNDS
(7-8') - DEPTH OF SAMPLE COLLECTION BELOW GROUND SURFACE
* ALL SOIL RESULTS REPORTED IN MICROGRAMS PER KILOGRAM (ppb.)
** ONLY COMPOUND CONCENTRATIONS EXCEEDING NYSDEC TAGM RECOMMEND SOIL CLEANUP OBJECTIVES ARE SHOWN
0 15 30
SCALE IN FEET
THE WHITMAN COMPANIES, INC.
DEXTER CHEMICAL LLC
BRONX, NEW YORK
PROPOSED ADDITIONAL INVESTIGATION OF AREA I
ORIG. BY: M.P.
DWG. BY: B.L
CHK. BY: D.L.
DWG.#: 970910B37
DATE: JAN. 2004
FIGURE: 6

1SB-2 (7-8')	
VO-B	B
BN-	B
ARSENIC-	B
BERYLLIUM-	0.52
CADMIUM-	B
CHROMIUM-	19.0
COPPER-	B
MERCURY-	B
NICKEL-	17.2
ZINC-	49.3

A-104 (7-8')	
XYLENE-	17,000
1,3-DICHLOROBENZENE-	2,200
1,2-DICHLOROBENZENE-	14,000
1,4-DICHLOROBENZENE-	7,500
NAPHTHALENE-	32,000
1,2,4-TRICHLOROBENZENE-	110,000
MERCURY-	290
A-104B (14-15')	
BENZO(a)ANTHRACENE-	5,000
CHRYSENE-	5,800
BENZO(b)FLUORANTHENE-	6,100
BENZO(k)FLUORANTHENE-	2,500
BENZO(a)PYRENE-	5,000
DIBENZ(a,h)ANTHRACENE-	710
VO-	B
MERCURY-	160
A-104C (19-20')	
VO-	B
BN-	B
MERCURY-	B

MIXING KETTLES

ISB-3 (7-8')	
CHLOROBENZENE	260,000
ETHYLBENZENE-	19,000
XYLENE-	79,000
1,2,4-TRICHLOROBENZENE-	6,100
ARSENIC-	B
BERYLLIUM-	0.47
CADMIUM-	B
CHROMIUM-	16.1
COPPER-	26
MERCURY-	0.19
NICKEL-	14.2
ZINC-	72.9

A-100 (4-5')	
VO-	B
BN-	B
MERCURY-	B

A-101 (7-8')	
TOLUENE-	28,000
ETHYLBENZENE-	49,000
XYLENE-	450,000
MERCURY-	1,100

MP-5
MP-4
MP-3
MP-2
MP-1
SVE-1
AS-1
LYE TANK
SURFACE ACID

A-102A (7-8')	
ETHYLBENZENE-	5,900
XYLENE-	29,000
NAPHTHALENE-	43,000
MERCURY-	B
A-102B (14-15')	
XYLENE-	2,700
1,3-DICHLOROBENZENE-	2,300
1,4-DICHLOROBENZENE-	11,000
MERCURY-	160
A-102C-NA	
A-102D (19-20')	
VO-	B
BN-	B
MERCURY-	B

A-105A (7-8')	
TOLUENE-	15,000
ETHYLBENZENE-	58,000
XYLENE-	410,000
NAPHTHELENE-	37,000
MERCURY-	130
A-105B (14-15')	
XYLENE-	3,000
BN-	B
MERCURY-	200
A-105C (19-20')	
VO-	B
BN-	B
MERCURY-	B

A-103A (6-7')	
XYLENE-	12,000
BN-	B
MERCURY-	370

A-1 (4-6')	
CHLOROBENZENE-	7,200
XYLENE-	25,000
BENZENE-	430
A-1 (20-21')	
VO-	B
BN-	B
ARSENIC-	7.9
BERYLLIUM-	0.89
CADMIUM-	B
CHROMIUM-	36.4
COPPER-	B
MERCURY-	B
NICKEL-	26.4
ZINC-	76.4

MW-6 (7-8')	
VO-	B
BN-	B
ARSENIC-	B
BERYLLIUM-	0.46
CADMIUM-	B
CHROMIUM-	24.0
COPPER-	38.1
MERCURY-	B
NICKEL-	17.7
ZINC-	56.4

1SB-1 (7-9')	
XYLENE-	26,000
1,2,4-TRICHLOROBENZENE-	18,000
NAPHTHALENE-	28,000
ARSENIC-	B
BERYLLIUM-	0.23
CADMIUM-	0.44
CHROMIUM-	18.6
COPPER-	194
MERCURY-	0.64
NICKEL-	14.2
ZINC-	111

LEGEND

- AS-1 ⊕ – AIR SPARGING POINT
- SVE-1 ⊕ – SOIL VAPOR EXTRACTION POINT
- MP-1 ▽ – MONITORING POINT
- A-102 ⊙ – SOIL BORING LOCATION (JULY 2000)
- ISB-3 ⊗ – SOIL BORING TAKEN ON 11/97
- A-1 ⊗ – SOIL BORING TAKEN ON 3/98
- (7-8') – DEPTH OF SAMPLE COLLECTION BELOW GRADE
- VO – VOLATILE ORGANIC COMPOUNDS
- BN – BASE NEUTRAL COMPOUNDS
- B – CONCENTRATIONS ARE BELOW TAGM
- NA – NOT ANALYZED

* ALL RESULTS REPORTED IN MICROGRAMS PER KILOGRAM (ppb.)

** ONLY COMPOUND CONCENTRATIONS EXCEEDING NYSDEC TAGM RECOMMEND SOIL CLEANUP OBJECTIVES ARE SHOWN

0 20 40
SCALE IN FEET

THE WHITMAN Companies, INC.

DEXTER CHEMICAL LLC
BRONX, NEW YORK

PROPOSED LOCATION OF AIR SPARGING AND SOIL VAPOR EXTRACTION POINTS

ORIG. BY: R.B.	DWG. BY: B.L.	CHK. BY: R.B.
DWG.#: 970910B12	DATE: JAN. 2004	FIGURE: 7

VACANT LOT

WHITTIER STREET

(842 WHITTIER)

OFFICES

LAB

HOODS

CHEMICAL STORAGE

OFFICES

LOCKER ROOM

STORAGE FINISHED GOODS

WAREHOUSE

2,500-GALLON METHANOL UST

WAREHOUSE

PLANT

PHOSPHATION BATCHES

BOILER ROOM

(EMPTY LOT)

SULFATION BATCHES

BOILER ROOM

PROPERTY BOUNDARY

YARD

2,000-GALLON ISOPROPANOL UST
1,500-GALLON VARSOL UST

SHIPPING

PARKING AREA

FORMER LAB

MAIN OFFICE

(819 EDGEWATER)

(835 EDGEWATER)

(845 EDGEWATER)

(849 EDGEWATER)

(851 EDGEWATER)

(855 EDGEWATER)

TWO (2) 550-GALLON GASOLINE UST

550-GALLON DIESEL UST

EDGEWATER ROAD

LEGEND

(A) – IDENTIFICATION TAG

● – UNDERGROUND STORAGE TANK LOCATION

0 40 80

SCALE IN FEET

THE WHITMAN Companies, INC.

DEXTER CHEMICAL LLC
BRONX, NEW YORK

LOCATION OF UNDERGROUND STORAGE TANKS REMOVED IN MAY 1995

ORIG. BY: R.B.	DWG. BY: D.L.	CHK. BY: R.B.
DWG.#: 970910D3	DATE: FEB. 2004	FIGURE: 8

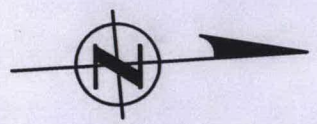

B-4 (3.5-4')	
VO-	B
BN-	B
ARSENIC-	B
BERYLLIUM-	1.1
CADMIUM-	B
CHROMIUM-	51.8
COPPER-	105
MERCURY-	B
NICKEL-	34.7
ZINC-	137

B-100 (4-5')	
TRICHLOROETHENE-	770
BENZO(a)ANTHRACENE-	290
BENZO(a)PYRENE-	320

B-3 (1-2')	
VO-	B
BENZO(A)ANTHRACENE-	450
CHRYSENE-	520
BENZO(A)PYRENE-	450
ARSENIC-	B
BERYLLIUM-	0.34
CADMIUM-	B
CHROMIUM-	11.1
COPPER-	110
MERCURY-	B
NICKEL-	13.3
ZINC-	207

B-3 (15-16')	
VO-	B
BENZO(A)PYRENE-	120
ARSENIC-	B
BERYLLIUM-	0.42
CADMIUM-	B
CHROMIUM-	33.7
COPPER-	B
MERCURY-	B
NICKEL-	23.5
ZINC-	125

HO-1 (3-4')
BN-B

B-1

HO-3

B-4

WP-B-100
VO-B
BN-B

B-101 (4-5)
VO-B
BN-B

B

B-3

MW-5

MW-8

YARD

B-2

B-1 (4-6')	
VO-	B
BN-	B
ARSENIC-	B
BERYLLIUM-	0.17
CADMIUM-	B
CHROMIUM-	B
COPPER-	103
MERCURY-	B
NICKEL-	B
ZINC-	214

B-1 (16-18')	
VO-	B
BN-	B
ARSENIC-	8.3
BERYLLIUM-	0.63
CADMIUM-	B
CHROMIUM-	28.9
COPPER-	B
MERCURY-	B
NICKEL-	18.6
ZINC-	50.9

HO-2 (4-6')
BENZO(A)PYRENE-100

HO-3 (4-6')
BENZO(A)ANTHRACENE-380
CHRYSENE-870
BENZO(A)PYRENE-180

SB-200 (4-5')
VO-B
BENZO(a)PYRENE-310

B-2 (1-2')	
VO-	B
BENZO(A)ANTHRACENE-	700
CHRYSENE-	790
BENZO(A)PYRENE-	640
DIBENZ(A)ANTHRACENE-	63
ARSENIC-	B
BERYLLIUM-	0.7
CADMIUM-	B
CHROMIUM-	19.4
COPPER-	B
MERCURY-	B
NICKEL-	B
ZINC-	78.6

B-2 (3-4')	
VO-	B
BENZO(A)PYRENE-	71
ARSENIC-	B
BERYLLIUM-	0.51
CADMIUM-	B
CHROMIUM-	23.1
COPPER-	B
MERCURY-	B
NICKEL-	15.7
ZINC-	232

LEGEND

- (B) - AREA IDENTIFICATION TAG
- B-3 ⊙ - SOIL BORING LOCATION (MARCH 1998)
- HO-3 • - HEATING OIL TANK SOIL BORING LOCATION (NOV. 1997)
- ■ - GRAB GROUND WATER SAMPLE LOCATON
- MW-5 ▪ - GROUNDWATER MONITORING WELL LOCATION (MARCH 1998)
- ◉ - SOIL BORING LOCATION (JULY & SEPTEMBER 2000)
- (7-8') - DEPTH OF SAMPLE COLLECTION BELOW GROUND SURFACE
- VO - VOLATILE ORGANIC COMPOUNDS

- B - CONCENTRATIONS ARE BELOW TAGM
- BN - BASE NEUTRAL COMPOUNDS
- HG - MERCURY

- * ALL SOIL RESULTS REPORTED IN MICROGRAMS PER KILOGRAM (ppb.)
- ** ONLY COMPOUND CONCENTRATIONS EXCEEDING NYSDEC TAGM RECOMMENDED SOIL CLEANUP OBJECTIVES ARE SHOWN
- *** GROUND WATER RESULTS REPORTED IN MICROGRAMS PER LITER (ppb.)

0 15 30
SCALE IN FEET

THE WHITMAN Companies, INC.

DEXTER CHEMICAL LLC
BRONX, NEW YORK

AREA B SITE INVESTIGATION
SOIL AND GRAB
GROUND WATER SAMPLING RESULTS

ORIG. BY: R.B.	DWG. BY: B.L.	CHK. BY: R.B.
DWG.#: 970910-B21	DATE: JULY 2001	FIGURE: 9

ATTACHMENTS

ATTACHMENT 1

SOIL BORING LOGS

Client : DEXTER CHEMICAL

Project No. : 97-09-10

Site Location : Bronx, New York **Date :** August 14, 2003

Drilling Co. : Environmental Probing Investigations

Method : Geo Probe - Direct Push

Geologist/Sampler : Michael Percelay

Total Depth : 20 feet Water Depth: 13 feet

THE WHITMAN COMPANIES, INC.

Log of Boring

AISB-1

Sheet

Depth ft.	PID	Recovery	SAMPLE ID	Soil Classification	Remarks
0					
				0' - 0.5' Asphalt and gravel base.	
1	0				No Staining
				0.5' - 4' Black coarse to fine sand and silt some fill,	
2	6.7			gravel and brick pieces.	
3	8.4				
4	9.4				
				4' - 7.5' Grey/green medium to fine sand and silt with minor	
5	9.2			fill, gravel and brick pieces.	
6	10.1				
7	9.9				
8	50.3		AISB-1A	7.5' - 8' Black fine sand and silt, wood and organics/peat.	Sample AISB-1A at 7.5' - 8'.
				8' - 14' Grey/green medium to fine sand and silt with minor	Slight odors.
9	50.2			fill, gravel and brick pieces.	
10	80.7				
	160				
11	343		AISB-1B		Sample AISB-1B at 10.5' - 11'.
	220				
12	152				
13	99.4				
					Water @ 13 feet.
14	141				
				14' - 20' Light grey coarse to fine sand and silt,	
15	220		AISB-1C	historic fill - cinders, coal, glass and brick	Sample AISB-1C at 14.5' - 15'.
16	88.7				
17	0				
18	0				
19	0				
20	0				
				20' End of boring.	
21					

Client : DEXTER CHEMICAL

Project No. : 97-09-10

Site Location : Bronx, New York **Date :** August 14, 2003

Drilling Co. : Environmental Probing Investigations

Method : Geo Probe - Direct Push

Geologist/Sampler : Michael Percelay

Total Depth : 20 feet Water Depth: 5 feet

THE WHITMAN COMPANIES, INC.

Log of Boring

AISB-2

Sheet

Depth ft.	PID	Recovery	SAMPLE ID	Soil Classification	Remarks
0				0' - 0.5' Asphalt and gravel base.	
1	0			0.5' - 4' Grey/brown coarse to fine sand and silt some fill, gravel and brick pieces.	No Staining
2	8				
3	9.4				
4	10.2			4' - 7' Brown coarse sand and gravel.	
5	13.4				
6	22.4				Water @ 5 feet.
7	25.6			7' - 12' Black/brown coarse to fine sand and silt some fill, gravel and brick pieces.	
8	68.9				
9	315				Slight odors.
	676		AISB-2A		Sample AISB-2A at 8.5' - 9'.
	449				
10	220				
11	191				
12	169			12' - 14' Grey/green medium to fine sand and silt with minor fill, gravel and brick pieces.	
13	38.9				
14	22.9				
	155			14' - 20' Light grey coarse to fine sand and silt, historic fill - cinders, coal, glass and brick	
15	386		AISB-2B		Sample AISB-2B at 14.5' - 15'.
	380				
16	181				
17	8.5				
18	3.4				
19	10.1				
20	1.7				
				20' End of boring.	
21					

Client : DEXTER CHEMICAL

Project No. : 97-09-10

Site Location : Bronx, New York **Date :** August 14, 2003

Drilling Co. : Environmental Probing Investigations

Method : Geo Probe - Direct Push

Geologist/Sampler : Michael Percelay

Total Depth : 14 feet Water Depth: 5 feet

THE WHITMAN COMPANIES, INC.

Log of Boring

AISB-3

Sheet

Depth ft.	PID	Recovery	SAMPLE ID	Soil Classification	Remarks
0				0' - 0.5' Asphalt and gravel base.	
1	0			0.5' - 14' Black coarse to fine sand and silt some fill, gravel and brick pieces.	No Staining
2	11.3				
3	13.6				
4	15.9				
5	11.2				Water @ 5 feet.
6	10.6				
7	32				
8	36.2 46.7		AISB-3A		Sample AISB-3A at 7.5' - 8'. Slight odors.
9	44.7 50.4				
10	80.7 71.3		AISB-3B		Sample AISB-3B at 9' - 9.5'.
11	17.7 8.4				
12	6.8				
13	0		AISB-3C		Sample AISB-3C at 13' - 13.5'.
14	0			14' Refusal - wood. End of boring.	
15					
16					
17					
18					
19					
20					
21					

Client : DEXTER CHEMICAL

Project No. : 97-09-10

Site Location : Bronx, New York **Date :** August 14, 2003

Drilling Co. : Environmental Probing Investigations

Method : Geo Probe - Direct Push

Geologist/Sampler : Michael Percelay

Total Depth : 20 feet Water Depth: 11 feet

THE WHITMAN COMPANIES, INC.

Log of Boring

AISB-4

Sheet

Depth ft.	PID	Recovery	SAMPLE ID	Soil Classification	Remarks
0					
				0' - 0.5' Asphalt and gravel base.	
1	0				No Staining
				0.5' - 4' Black coarse to fine sand and silt some fill,	
2	0			gravel and brick pieces.	
3	3.9				
4	11.7				
				4' - 14' Dark grey/green medium to fine sand and silt with	
5	6.2			minor fill, gravel and brick pieces.	
6	4.3				
7	3.6				
8	0.7		AISB-4A		Sample AISB-4A at 7.5' - 8'.
					Slight odors.
9	42.7				
	908				
10	1054				
	1500				
11	2000		AISB-4B		Sample AISB-4B at 10.5' - 11'.
	156				Water @ 11 feet.
12	100				
13	76.4				
					Sample AISB-4C at 13.5' - 14'.
14	46.2		AISB-4C		
				14' - 17' Light grey coarse to fine sand and silt,	
15	2.6			historic fill - cinders, coal, glass and brick	
16	2.4				
17	0				
				17' - 20' Grey fine silt and clay with organic matter - roots.	
18	0			Meadow mat.	
19	0				
20	0				
				20' End of boring.	
21					

Client : DEXTER CHEMICAL

Project No. : 97-09-10

Site Location : Bronx, New York **Date :** October 9, 2003

Drilling Co. : Environmental Probing Investigations

Method : Geo Probe - Direct Push

Geologist/Sampler : Michael Percelay

Total Depth : 16 feet Water Depth: _____

THE WHITMAN COMPANIES, INC.

Log of Boring

AISB-4R

Sheet

Depth ft.	PID	Recovery	SAMPLE ID	Soil Classification	Remarks
0				0' - 12' Discrete sampling - No Recovery (See Log AISB-4 for details.)	
1					
2					
3					
4					
5					
6					
7					
8					
9					
10					
11					
12				12' - 14' Dark grey/green medium to fine sand and silt with minor fill, gravel and brick pieces.	
13	106				
14	15.6			14' - 16' Light grey coarse to fine sand and silt, historic fill - cinders, coal, glass and brick	
15	0				
16	0		AISB-4D	16' End of boring.	Sample AISB-4D at 15.5' - 16'.
17					
18					
19					
20					
21					

Client : DEXTER CHEMICAL

Project No. : 97-09-10

Site Location : Bronx, New York **Date :** August 14, 2003

Drilling Co. : Environmental Probing Investigations

Method : Geo Probe - Direct Push

Geologist/Sampler : Michael Percelay

Total Depth : 20 feet Water Depth: 11 feet

THE WHITMAN COMPANIES, INC.

Log of Boring

AISB-5

Sheet

Depth ft.	PID	Recovery	SAMPLE ID	Soil Classification	Remarks
0					
				0' - 0.5' Asphalt and gravel base.	
1	0				No Staining
				0.5' - 12' Black coarse to fine sand and silt some fill,	No Odors
2	0			gravel and brick pieces.	
3	0				
4	0				
5	0				
6	0				
7	0				
8	0		AISB-5A		Sample AISB-5A at 7.5' - 8'.
9	0				
10	0				
11	15				
					Water @ 11 feet.
12	47.9		AISB-5B		Sample AISB-5B at 11.5' - 12'.
				12' - 17' Light grey coarse to fine sand and silt,	
13	0			historic fill - cinders, coal, glass and brick	
14	0				
15	0				
16	0				
17	0				
				17' - 20' Grey fine silt and clay with organic matter - roots.	
18	0			Meadow mat.	
19	0				
20	0				
				20' End of boring.	
21					

Client : DEXTER CHEMICAL

Project No. : 97-09-10

Site Location : Bronx, New York **Date :** October 9, 2003

Drilling Co. : Environmental Probing Investigations

Method : Geo Probe - Direct Push

Geologist/Sampler : Michael Percelay

Total Depth : 16 feet Water Depth: _____

THE WHITMAN COMPANIES, INC.

Log of Boring

AISB-5R

Sheet

Depth ft.	PID	Recovery	SAMPLE ID	Soil Classification	Remarks
0				0' - 12' Discrete sampling - No Recovery (See Log AISB-5 for details.)	
1					
2					
3					
4					
5					
6					
7					
8					
9					
10					
11					
12				12' - 13' Black coarse to fine sand and silt some fill, gravel and brick pieces.	
13	0		AISB-5D	13' - 16' Light grey coarse to fine sand and silt, historic fill - cinders, coal, glass and brick	Sample AISB-5D at 13' - 13.5'.
14	0				
15	0		AISB-5E		Sample AISB-5E at 14.5' - 15'.
16	0			16' End of boring.	
17					
18					
19					
20					
21					

Client : DEXTER CHEMICAL

Project No. : 97-09-10

Site Location : Bronx, New York **Date :** August 14, 2003

Drilling Co. : Environmental Probing Investigations

Method : Geo Probe - Direct Push

Geologist/Sampler : Michael Percelay

Total Depth : 17 feet Water Depth: 11 feet

THE WHITMAN COMPANIES, INC.

Log of Boring

AISB-6

Sheet

Depth ft.	PID	Recovery	SAMPLE ID	Soil Classification	Remarks
0					
1	0			0' - 0.5' Asphalt and gravel base.	
2	0			0.5' - 6' Black coarse to fine sand and silt some fill, gravel and brick pieces.	No Staining No Odors
3	0				
4	0				
5	0				
6	0				
7	0			6' - 9' Grey/green medium to fine sand and silt with minor fill, gravel and brick pieces.	
8	0		AISB-6A		Sample AISB-6A at 7.5' - 8'.
9	0				
10	0			9' - 17' Black coarse to fine sand and silt some fill, gravel and brick pieces.	
11	0				
12	0		AISB-6B		Water @ 11 feet. Sample AISB-6B at 11.5' - 12'.
13	0				
14	0				
15	0				
16	0				
17	0			17' Refusal - Concrete or rock. End of boring.	
18					
19					
20					
21					

Client : DEXTER CHEMICAL

Project No. : 97-09-10

Site Location : Bronx, New York **Date :** August 14, 2003

Drilling Co. : Environmental Probing Investigations

Method : Geo Probe - Direct Push

Geologist/Sampler : Michael Percelay

Total Depth : 20 feet Water Depth: 11 feet

THE WHITMAN COMPANIES, INC.

Log of Boring

AISB-7

Sheet

Depth ft.	PID	Recovery	SAMPLE ID	Soil Classification	Remarks
0					
				0' - 0.5' Asphalt and gravel base.	
1	0				No Staining
				0.5' - 4' Black coarse to fine sand and silt some fill,	No Odors
2	0			gravel and brick pieces.	
3	0				
4	0				
				4' - 10' Orange/brown coarse to fine sand and silt some fill,	
5	0			gravel and brick pieces.	
6	0				
7	0				
8	0		AISB-7A		Sample AISB-7A at 7.5' - 8'.
9	0				
10	0				
				10' - 18' Black/grey medium to fine sand and silt with minor	
11	0			fill, gravel and brick pieces.	
12	0		AISB-7B		Water @ 11 feet. Sample AISB-7B at 11.5' - 12'.
13	0				
14	0				
15	0				
16	0				
17	0				
18	0				
				18' - 20' Grey fine silt and clay with organic matter - roots.	
19	0			Meadow mat.	
20	0				
				20' End of boring.	
21					

Client : DEXTER CHEMICAL

Project No. : 97-09-10

Site Location : Bronx, New York **Date :** August 14, 2003

Drilling Co. : Environmental Probing Investigations

Method : Geo Probe - Direct Push

Geologist/Sampler : Michael Percelay

Total Depth : 20 feet Water Depth: 10 feet

THE WHITMAN COMPANIES, INC.

Log of Boring

AISB-8

Sheet

Depth ft.	PID	Recovery	SAMPLE ID	Soil Classification	Remarks
0					
1	0			0' - 0.5' Asphalt and gravel base.	
2	0			0.5' - 4' Black coarse to fine sand and silt some fill, gravel and brick pieces.	No Staining No Odors
3	0				
4	0				
5	0			4' - 12' Orange/brown coarse to fine sand and silt some fill, gravel and brick pieces.	
6	0				
7	26.2				
8	47.8				
9	60.5				
10	102		AISB-8A		Sample AISB-8A at 9.5' - 10'. Water @ 10 feet.
11	96.8				
12	47.8			12' - 15' Grey/green medium to fine sand and silt with minor fill, gravel and brick pieces.	
13	10.6		AISB-8B		Sample AISB-8B at 12.5' - 13'.
14	0				
15	0			15' - 18' Light grey coarse to fine sand and silt, historic fill - cinders, coal, glass and brick	
16	0				
17	0				
18	0			18' - 20' Grey fine silt and clay with organic matter - roots. Meadow mat.	
19	0				
20	0			20' End of boring.	
21					

Client : DEXTER CHEMICAL

Project No. : 97-09-10

Site Location : Bronx, New York **Date :** October 9, 2003

Drilling Co. : Environmental Probing Investigations

Method : Geo Probe - Direct Push

Geologist/Sampler : Michael Percelay

Total Depth : 20 feet Water Depth: 11 feet

THE WHITMAN COMPANIES, INC.

Log of Boring

AISB-9

Sheet

Depth ft.	PID	Recovery	SAMPLE ID	Soil Classification	Remarks
0				0' - 1' Concrete floor and gravel base.	
1	0			1' - 6' Green\black medium to fine sands and silt some gravel.	No Staining No Odors
2	0				
3	0				
4	0				
5	62.5				
6	157				
7	196			6' - 7.5' Dark brown coarse to fine sand and silt with gravel.	
	226		AISB-9A		Sample AISB-9A at 7' - 7.5'.
8	51.2			7.5' - 14' Green\black medium to fine sands and silt some gravel.	
9	60.2				
10	114		AISB-9B		Sample AISB-9B at 9.5' - 10'.
11	30.2				Water @ 11 feet.
12	9.8				
13	7.6				
14	31.2			14' - 18' Light grey coarse to fine sand and silt, historic fill - cinders, coal, glass and brick	
15	51.4		AISB-9C		Sample AISB-9C at 14.5' - 15'.
16	8				
17	5.6				
18	13.2			18' - 20' Grey fine silt and clay with organic matter - roots. Meadow mat.	
19	4.5				
20	2.8			20' End of boring.	
21					

Client : DEXTER CHEMICAL

Project No. : 97-09-10

Site Location : Bronx, New York **Date :** October 9, 2003

Drilling Co. : Environmental Probing Investigations

Method : Geo Probe - Direct Push

Geologist/Sampler : Michael Percelay

Total Depth : 16 feet Water Depth: 11 feet

THE WHITMAN COMPANIES, INC.

Log of Boring

AISB-10

Sheet

Depth ft.	PID	Recovery	SAMPLE ID	Soil Classification	Remarks
0					
				0' - 1' Concrete floor and gravel base.	
1	14.8				No Staining
				1' - 14' Green\black medium to fine sands and silt	No Odors
2	32.7			some gravel.	
3	31.7				
4	60.7				
5	77.4				
6	88				
7	139				
	303		AISB-10A		Sample AISB-10A at 7' - 7.5'.
8	214				
9	110				
10	195				
	179				
11	253		AISB-10B		Sample AISB-10B at 10.5' - 11'.
	117				Water @ 11 feet.
12	107				
13	95.3				
14	131				
				14' - 16' Light grey coarse to fine sand and silt,	
15	135		AISB-10C	historic fill - cinders, coal, glass and brick	Sample AISB-10C at 14.5' - 15'.
16	45				
				16' End of boring.	
17					
18					
19					
20					
21					

Client : DEXTER CHEMICAL

Project No. : 97-09-10

Site Location : Bronx, New York **Date :** October 9, 2003

Drilling Co. : Environmental Probing Investigations

Method : Geo Probe - Direct Push

Geologist/Sampler : Michael Percelay

Total Depth : 16 feet Water Depth: 11 feet

THE WHITMAN COMPANIES, INC.

Log of Boring

AISB-11

Sheet

Depth ft.	PID	Recovery	SAMPLE ID	Soil Classification	Remarks
0					
				0' - 0.5' Asphalt and gravel base.	
1	0				No Staining
				0.5' - 4' Brown\black coarse to fine sands and silt	No Odors
2	0			with gravel some concrete.	
3	0				
4	0				
				4' - 12' Brown\black medium to fine sands and silt	
5	0			some gravel.	
6	0				
7	0				
8	0		AISB-11A		Sample AISB-11A at 7.5' - 8'.
9	0				
10	0				
11	0		AISB-11B		Sample AISB-11B at 10.5' - 11'.
					Water @ 11 feet.
12	0				
				12' - 13' Black coarse to fine sand and silt with gravel.	
13	0				
				13' - 16' Light grey coarse to fine sand and silt,	
14	0			historic fill - cinders, coal, glass and brick	
15	0		AISB-11C		Sample AISB-11C at 14.5' - 15'.
16	0				
				16' End of boring.	
17					
18					
19					
20					
21					

Client : DEXTER CHEMICAL

Project No. : 97-09-10

Site Location : Bronx, New York **Date :** October 9, 2003

Drilling Co. : Environmental Probing Investigations

Method : Geo Probe - Direct Push

Geologist/Sampler : Michael Percelay

Total Depth : 16 feet Water Depth: 10 feet

THE WHITMAN COMPANIES, INC.

Log of Boring

AISB-12

Sheet

Depth ft.	PID	Recovery	SAMPLE ID	Soil Classification	Remarks
0				0' - 0.5' Asphalt and gravel base.	
1	0			0.5' - 10' Brown\black medium to fine sands and silt some gravel.	No Staining No Odors
2	0				
3	0				
4	0				
5	0				
6	0				
7	0				
8	0		AISB-12A		Sample AISB-12A at 7.5' - 8'.
9	0				
10	8.3				Water @ 10 feet.
11	14.3		AISB-12B		Sample AISB-12B at 10.5' - 11'.
12	0			10' - 14' Black coarse to fine sand and silt with gravel.	
13	0				
14	0				
15	0		AISB-12C	14' - 16' Light grey coarse to fine sand and silt, historic fill - cinders, coal, glass and brick	Sample AISB-12C at 14.5' - 15'.
16	0			16' End of boring.	
17					
18					
19					
20					
21					

Client : DEXTER CHEMICAL

Project No. : 97-09-10

Site Location : Bronx, New York **Date :** October 9, 2003

Drilling Co. : Environmental Probing Investigations

Method : Geo Probe - Direct Push

Geologist/Sampler : Michael Percelay

Total Depth : 16 feet Water Depth: 10 feet

THE WHITMAN COMPANIES, INC.

Log of Boring

AISB-13

Sheet

Depth ft.	PID	Recovery	SAMPLE ID	Soil Classification	Remarks
0					
				0' - 0.5' Asphalt and gravel base.	
1	0				No Staining
				0.5' - 4' Brown\black coarse to fine sands and silt	No Odors
2	0			and gravel.	
3	0				
4	0				
				4' - 10' Brown\green medium to fine sands and silt	
5	0			with minor gravel.	
6	0				
7	0				
8	0		AISB-13A		Sample AISB-13A at 7.5' - 8'.
9	0				
10	0				
					Water @ 10 feet.
11	0		AISB-13B		Sample AISB-13B at 10.5' - 11'.
12	0				
				10' - 14' Green\brown coarse to fine sands and silt with gravel.	
13	0				
14	0				
				14' - 16' Light grey coarse to fine sand and silt,	
15	0		AISB-13C	historic fill - cinders, coal, glass and brick	Sample AISB-13C at 14.5' - 15'.
16	0				
				16' End of boring.	
17					
18					
19					
20					
21					

ATTACHMENT 2

METHOD 8260 ACCEPTABLE COMPOUND LIST

METHOD 8260B
VOLATILE ORGANIC COMPOUNDS BY GAS CHROMATOGRAPHY/ MASS SPECTROMETRY (GC/MS)

1.0 SCOPE AND APPLICATION

1.1 Method 8260 is used to determine volatile organic compounds in a variety of solid waste matrices. This method is applicable to nearly all types of samples, regardless of water content, including various air sampling trapping media, ground and surface water, aqueous sludges, caustic liquors, acid liquors, waste solvents, oily wastes, mousses, tars, fibrous wastes, polymeric emulsions, filter cakes, spent carbons, spent catalysts, soils, and sediments. The following compounds can be determined by this method:

		Appropriate Preparation Technique[a]					
Compound	CAS No.[b]	5030/ 5035	5031	5032	5021	5041	Direct Inject.
Acetone	67-64-1	pp	c	c	nd	c	c
Acetonitrile	75-05-8	pp	c	nd	nd	nd	c
Acrolein (Propenal)	107-02-8	pp	c	c	nd	nd	c
Acrylonitrile	107-13-1	pp	c	c	nd	c	c
Allyl alcohol	107-18-6	ht	c	nd	nd	nd	c
Allyl chloride	107-05-1	c	nd	nd	nd	nd	c
Benzene	71-43-2	c	nd	c	c	c	c
Benzyl chloride	100-44-7	c	nd	nd	nd	nd	c
Bis(2-chloroethyl)sulfide	505-60-2	pp	nd	nd	nd	nd	c
Bromoacetone	598-31-2	pp	nd	nd	nd	nd	c
Bromochloromethane	74-97-5	c	nd	c	c	c	c
Bromodichloromethane	75-27-4	c	nd	c	c	c	c
4-Bromofluorobenzene (surr)	460-00-4	c	nd	c	c	c	c
Bromoform	75-25-2	c	nd	c	c	c	c
Bromomethane	74-83-9	c	nd	c	c	c	c
n-Butanol	71-36-3	ht	c	nd	nd	nd	c
2-Butanone (MEK)	78-93-3	pp	c	c	nd	nd	c
t-Butyl alcohol	75-65-0	pp	c	nd	nd	nd	c
Carbon disulfide	75-15-0	pp	nd	c	nd	c	c
Carbon tetrachloride	56-23-5	c	nd	c	c	c	c
Chloral hydrate	302-17-0	pp	nd	nd	nd	nd	c
Chlorobenzene	108-90-7	c	nd	c	c	c	c
Chlorobenzene-d_5 (IS)		c	nd	c	c	c	c
Chlorodibromomethane	124-48-1	c	nd	c	nd	c	c
Chloroethane	75-00-3	c	nd	c	c	c	c
2-Chloroethanol	107-07-3	pp	nd	nd	nd	nd	c
2-Chloroethyl vinyl ether	110-75-8	c	nd	c	nd	nd	c
Chloroform	67-66-3	c	nd	c	c	c	c
Chloromethane	74-87-3	c	nd	c	c	c	c
Chloroprene	126-99-8	c	nd	nd	nd	nd	c
3-Chloropropionitrile	542-76-7	l	nd	nd	nd	nd	pc

(continued)

Compound	CAS No.[b]	Appropriate Preparation Technique[a] 5030/ 5035	5031	5032	5021	5041	Direct Inject.
Crotonaldehyde	4170-30-3	pp	c	nd	nd	nd	c
1,2-Dibromo-3-chloropropane	96-12-8	pp	nd	nd	c	nd	c
1,2-Dibromoethane	106-93-4	c	nd	nd	c	nd	c
Dibromomethane	74-95-3	c	nd	c	c	c	c
1,2-Dichlorobenzene	95-50-1	c	nd	nd	c	nd	c
1,3-Dichlorobenzene	541-73-1	c	nd	nd	c	nd	c
1,4-Dichlorobenzene	106-46-7	c	nd	nd	c	nd	c
1,4-Dichlorobenzene-d_4 (IS)		c	nd	nd	c	nd	c
cis-1,4-Dichloro-2-butene	1476-11-5	c	nd	c	nd	nd	c
trans-1,4-Dichloro-2-butene	110-57-6	pp	nd	c	nd	nd	c
Dichlorodifluoromethane	75-71-8	c	nd	c	c	nd	c
1,1-Dichloroethane	75-34-3	c	nd	c	c	c	c
1,2-Dichloroethane	107-06-2	c	nd	c	c	c	c
1,2-Dichloroethane-d_4 (surr)		c	nd	c	c	c	c
1,1-Dichloroethene	75-35-4	c	nd	c	c	c	c
trans-1,2-Dichloroethene	156-60-5	c	nd	c	c	c	c
1,2-Dichloropropane	78-87-5	c	nd	c	c	c	c
1,3-Dichloro-2-propanol	96-23-1	pp	nd	nd	nd	nd	c
cis-1,3-Dichloropropene	10061-01-5	c	nd	c	nd	c	c
trans-1,3-Dichloropropene	10061-02-6	c	nd	c	nd	c	c
1,2,3,4-Diepoxybutane	1464-53-5	c	nd	nd	nd	nd	c
Diethyl ether	60-29-7	c	nd	nd	nd	nd	c
1,4-Difluorobenzene (IS)	540-36-3	nd	nd	nd	nd	c	nd
1,4-Dioxane	123-91-1	pp	c	c	nd	nd	c
Epichlorohydrin	106-89-8	l	nd	nd	nd	nd	c
Ethanol	64-17-5	l	c	c	nd	nd	c
Ethyl acetate	141-78-6	l	c	nd	nd	nd	c
Ethylbenzene	100-41-4	c	nd	c	c	c	c
Ethylene oxide	75-21-8	pp	c	nd	nd	nd	c
Ethyl methacrylate	97-63-2	c	nd	c	nd	nd	c
Fluorobenzene (IS)	462-06-6	c	nd	nd	nd	nd	nd
Hexachlorobutadiene	87-68-3	c	nd	nd	c	nd	c
Hexachloroethane	67-72-1	l	nd	nd	nd	nd	c
2-Hexanone	591-78-6	pp	nd	c	nd	nd	c
2-Hydroxypropionitrile	78-97-7	l	nd	nd	nd	nd	pc
Iodomethane	74-88-4	c	nd	c	nd	c	c
Isobutyl alcohol	78-83-1	pp	c	nd	nd	nd	c
Isopropylbenzene	98-82-8	c	nd	nd	c	nd	c
Malononitrile	109-77-3	pp	nd	nd	nd	nd	c
Methacrylonitrile	126-98-7	pp	l	nd	nd	nd	c
Methanol	67-56-1	l	c	nd	nd	nd	c
Methylene chloride	75-09-2	c	nd	c	c	c	c
Methyl methacrylate	80-62-6	c	nd	nd	nd	nd	c
4-Methyl-2-pentanone (MIBK)	108-10-1	pp	c	c	nd	nd	c
Naphthalene	91-20-3	c	nd	nd	c	nd	c

(continued)

Compound	CAS No.[b]	Appropriate Preparation Technique[a] 5030/ 5035	5031	5032	5021	5041	Direct Inject.
Nitrobenzene	98-95-3	c	nd	nd	nd	nd	c
2-Nitropropane	79-46-9	c	nd	nd	nd	nd	c
N-Nitroso-di-n-butylamine	924-16-3	pp	c	nd	nd	nd	c
Paraldehyde	123-63-7	pp	c	nd	nd	nd	c
Pentachloroethane	76-01-7	I	nd	nd	nd	nd	c
2-Pentanone	107-87-9	pp	c	nd	nd	nd	c
2-Picoline	109-06-8	pp	c	nd	nd	nd	c
1-Propanol	71-23-8	pp	c	nd	nd	nd	c
2-Propanol	67-63-0	pp	c	nd	nd	nd	c
Propargyl alcohol	107-19-7	pp	I	nd	nd	nd	c
β-Propiolactone	57-57-8	pp	nd	nd	nd	nd	c
Propionitrile (ethyl cyanide)	107-12-0	ht	c	nd	nd	nd	pc
n-Propylamine	107-10-8	c	nd	nd	nd	nd	c
Pyridine	110-86-1	I	c	nd	nd	nd	c
Styrene	100-42-5	c	nd	c	c	c	c
1,1,1,2-Tetrachloroethane	630-20-6	c	nd	nd	c	c	c
1,1,2,2-Tetrachloroethane	79-34-5	c	nd	c	c	c	c
Tetrachloroethene	127-18-4	c	nd	c	c	c	c
Toluene	108-88-3	c	nd	c	c	c	c
Toluene-d_8 (surr)	2037-26-5	c	nd	c	c	c	c
o-Toluidine	95-53-4	pp	c	nd	nd	nd	c
1,2,4-Trichlorobenzene	120-82-1	c	nd	nd	c	nd	c
1,1,1-Trichloroethane	71-55-6	c	nd	c	c	c	c
1,1,2-Trichloroethane	79-00-5	c	nd	c	c	c	c
Trichloroethene	79-01-6	c	nd	c	c	c	c
Trichlorofluoromethane	75-69-4	c	nd	c	c	c	c
1,2,3-Trichloropropane	96-18-4	c	nd	c	c	c	c
Vinyl acetate	108-05-4	c	nd	c	nd	nd	c
Vinyl chloride	75-01-4	c	nd	c	c	c	c
o-Xylene	95-47-6	c	nd	c	c	c	c
m-Xylene	108-38-3	c	nd	c	c	c	c
p-Xylene	106-42-3	c	nd	c	c	c	c

[a] See Sec. 1.2 for other appropriate sample preparation techniques
[b] Chemical Abstract Service Registry Number

c = Adequate response by this technique
ht = Method analyte only when purged at 80°C
nd = Not determined
I = Inappropriate technique for this analyte
pc = Poor chromatographic behavior
pp = Poor purging efficiency resulting in high Estimated Quantitation Limits
surr = Surrogate
IS = Internal Standard

ATTACHMENT 3

LABORATORY DATA SUMMARY SHEETS - AUGUST 14, 2003

IAL
Integrated Analytical Laboratories LLC

ANALYTICAL DATA REPORT

The Whitman Companies, Inc.
116 Tices Lane
Unit B-1
East Brunswick, NJ 08816

Project Name: **DEXTER CHEMICAL - 97-09-10**
IAL Case Number: **E03-07190**

These data have been reviewed and accepted by:

Michael H. Leftin, Ph.D.
Laboratory Director

273 Franklin Road
Randolph, NJ 07869
Phone: 973 361 4252
Fax: 973 989 5288

IAL is a NELAC New Jersey Certified Lab (14751) and maintain certification in Connecticut (PH-0698), New York (11422), Rhode Island (00126), Florida (E87670) and in the Department of Navy IR QA Program

Sample Summary

Case No. E03-07190
Project Name DEXTER CHEMICAL - 97-09-10
Customer The Whitman Companies, Inc.
Received On 8/18/2003@08:00

Lab ID	Client Sample ID	Depth Top / Bottom	Sampling Time	Matrix	# of Cont.
07190-001	AISB-1A	7.5 / 8	8/14/2003@08:00	Soil	1
07190-002	AISB-1B	10.5 / 11	8/14/2003@08:10	Soil	1
07190-003	AISB-1C	14.5 / 15	8/14/2003@08:20	Soil	1
07190-004	AISB-2A	8.5 / 9	8/14/2003@08:35	Soil	1
07190-005	AISB-2B	14.5 / 15	8/14/2003@08:45	Soil	1
07190-006	AISB-3A	7.5 / 8	8/14/2003@09:30	Soil	1
07190-007	AISB-3B	9 / 9.5	8/14/2003@09:45	Soil	1
07190-008	AISB-3C	13 / 13.5	8/14/2003@10:00	Soil	1
07190-009	AISB-4A	7.5 / 8	8/14/2003@10:20	Soil	1
07190-010	AISB-4B	10.5 / 11	8/14/2003@10:30	Soil	1
07190-011	AISB-4C	13.5 / 14	8/14/2003@10:40	Soil	1
07190-012	AISB-5A	7.5 / 8	8/14/2003@11:00	Soil	1
07190-013	AISB-5B	11.5 / 12	8/14/2003@11:10	Soil	1
07190-014	AISB-6A	7.5 / 8	8/14/2003@11:30	Soil	1
07190-015	AISB-6B	11.5 / 12	8/14/2003@11:40	Soil	1
07190-016	AISB-7A	7.5 / 8	8/14/2003@12:45	Soil	1
07190-017	AISB-7B	11.5 / 12	8/14/2003@12:55	Soil	1
07190-018	AISB-8A	9.5 / 10	8/14/2003@14:00	Soil	1
07190-019	AISB-8B	12.5 / 13	8/14/2003@14:10	Soil	1

Integrated Analytical Labs ~ 273 Franklin Road, Randolph, NJ 07869 ~ (973) 361-4252 ~ Fax (973) 989-5288

INTEGRATED ANALYTICAL LABORATORIES, LLC.

TABLE OF CONTENTS

	Page
Qualifiers	1
Conformance / NonConformance Summary	2
Laboratory Deliverables Check List	3
GC/MS NonConformance Summary	4
Summary Report	5
Analytical Results	
Volatiles	9
Methodology Summary *	
Quality Control	
Volatiles	47
Tuning Results Summary	
Method Blank Results Summary	
Calibration Summary	
Surrogate Compound Recovery Results Summary	
Matrix Spike/Matrix Spike Duplicate Results Summary	
Internal Standard Summary	
Chromatograms	
Sample Tracking	
Chains of Custody	319
Laboratory Chronicle	325

* Methodology is included in the IAL Project Information Page

INTEGRATED ANALYTICAL LABORATORIES, LLC.

MATRIX QUALIFIERS

A - Indicates the sample is an Aqueous matrix.

O - Indicates the sample is an Oil matrix.

S - Indicates the sample is a Soil, Sludge or Sediment matrix.

X - Indicates the sample is an Other matrix as indicated by Client Chain of Custody.

DATA QUALIFIERS

B - Indicates the analyte was found in the Blank and in the sample. It indicates possible sample contamination and warns the data user to use caution when applying the results of the analyte.

C - Common Laboratory Contaminant.

D - The compound was reported from the Diluted analysis.

D.F. - Dilution Factor.

E - Estimated concentration, reported results are outside the calibrated range of the instrument.

J - Indicates an estimated value. The compound was detected at a value below the method detection limit but greater than zero. For GC/MS procedures, the mass spectral data meets the criteria required to identify the target compound.

MDL - Method Detection Limit.

MI - Indicates compound concentration could not be determined due to Matrix Interferences.

NA - Not Applicable.

ND - Indicates the compound was analyzed for but Not Detected at the MDL.

REPORT QUALIFIERS

All solid sample analyses are reported on a dry weight basis.

All solid sample values are corrected for original sample size and percent solids.

INTEGRATED ANALYTICAL LABORATORIES, LLC.

CONFORMANCE / NONCONFORMANCE SUMMARY

Integrated Analytical Laboratories, LLC. received nineteen (19) soil sample(s) from The Whitman Companies, Inc. (Project: DEXTER CHEMICAL - 97-09-10) on August 18, 2003 for the analysis of:

(19) Special VOA + 10

A review of the QA/QC measures for the analysis of the sample(s) contained in this report has been performed by:

Reviewed by

8/28/03
Date

INTEGRATED ANALYTICAL LABORATORIES, LLC.

LABORATORY DELIVERABLES CHECK LIST

Lab Case Number: E03-07190

		Check If Complete
1.	Cover Page, Title Page listing Lab Certification #, facility name & address and date of report preparation.	✓
2.	Table of Contents.	✓
3.	Summary Sheets listing analytical results for all targeted and non-targeted compounds.	✓
4.	Summary Table cross-referencing Field ID's vs. Lab ID's.	✓
5.	Document bound, paginated and legible.	✓
6.	Chain of Custody.	✓
7.	Methodology Summary.	✓
8.	Laboratory Chronicle and Holding Time Check.	✓
9.	Results submitted on a dry weight basis (if applicable).	✓
10.	Method Detection Limits.	✓
11.	Lab certified by NJDEP for parameters or appropriate category of parameters or a member of the USEPA CLP.	✓
12.	NonConformance Summary.	✓

QC Reviewed by

8/28/03
Date

INTEGRATED ANALYTICAL LABORATORIES
CONFORMANCE/NONCONFORMANCE SUMMARY
GC/MS VOLATILE ANALYSIS

Lab Case Number: E03 - 07190

	No	Yes
1. Chromatograms Labeled/Compounds Identified (Field Samples and Method Blanks).		✓
2. GC/MS Tuning Specifications: a. BFB Passed		✓
3. GC/MS Tuning Frequency - Performed every 24 hours for 600 series, 12 hours for 8000 series and 8 hours for 500 series.		✓
4. GC/MS Calibration - Initial calibration performed within 30 days before sample analysis and continuing calibration performed within 24 hours before sample analysis for 600 series, 12 hours for 8000 series		✓
5. GC/MS Calibration Requirements: a. Calibration Check Compounds		✓
b. System Performance Check Compounds		✓
6. Blank Contamination - If yes, list compounds and concentrations in each blank:	✓	
7. Surrogate Recoveries Meet Criteria (If not met, list those compounds and their recoveries which fall outside the acceptable range)		✓
If not met, were the calculations checked and the results qualified as "estimated"?		na
8. Matrix Spike/Matrix Spike Duplicate meet criteria (if not, list those compounds and their recoveries/% differences which fall outside the acceptable range)		✓
9. Internal Standard Area/Retention Time Shift meet criteria		✓
10. Extraction Holding Time Met If not met, list number of days exceeded for each sample:		N/A
11. Analysis Holding Time Met If not met, list number of days exceeded for each sample:		✓
12. Sample Dilution Performed		✓

High Target Compounds	High Nontarget Compounds	Matrix Interference	Other
✓	✓		

13. Comments:

Organics Manager

8/27/03
Date

INTEGRATED ANALYTICAL LABORATORIES, LLC.

SUMMARY REPORT
Client: The Whitman Companies, Inc.
Project: DEXTER CHEMICAL - 97-09-10
Lab Case No.: E03-07190

Lab ID:	07190-005			07190-006			07190-007			07190-008		
Client ID:	AISB-2B			AISB-3A			AISB-3B			AISB-3C		
Depth:	14.5/15			7.5/8			9/9.5			13/13.5		
Matrix:	Soil			Soil			Soil			Soil		
Sampled Date	8/14/03			8/14/03			8/14/03			8/14/03		
PARAMETER(Units)	Conc	Q	MDL	Conc	Q	MDL	Conc	Q	MDL	Conc	Q	MDL
Volatiles Special List (mg/Kg-ppm)												
Chloromethane	ND		0.755	ND		0.629	ND		0.601	ND		0.561
Vinyl Chloride	ND		0.755	ND		0.629	ND		0.601	ND		0.561
Bromomethane	ND		0.755	ND		0.629	ND		0.601	ND		0.561
Chloroethane	ND		0.755	ND		0.629	ND		0.601	ND		0.561
Trichlorofluoromethane	ND		0.755	ND		0.629	ND		0.601	ND		0.561
Acrolein	ND		1.51	ND		1.26	ND		1.20	ND		1.12
1,1-Dichloroethene	ND		0.755	ND		0.629	ND		0.601	ND		0.561
Methylene Chloride	ND		0.755	ND		0.629	ND		0.601	ND		0.561
Acrylonitrile	ND		1.51	ND		1.26	ND		1.20	ND		1.12
trans-1,2-Dichloroethene	ND		0.755	ND		0.629	ND		0.601	ND		0.561
1,1-Dichloroethane	ND		0.755	ND		0.629	ND		0.601	ND		0.561
cis-1,2-Dichloroethene	ND		0.755	ND		0.629	ND		0.601	ND		0.561
Chloroform	ND		0.755	ND		0.629	ND		0.601	ND		0.561
1,1,1-Trichloroethane	ND		0.755	ND		0.629	ND		0.601	ND		0.561
Carbon Tetrachloride	ND		0.755	ND		0.629	ND		0.601	ND		0.561
1,2-Dichloroethane(EDC)	ND		0.755	ND		0.629	ND		0.601	ND		0.561
Benzene	ND		0.755	ND		0.629	ND		0.601	ND		0.561
Trichloroethene	ND		0.755	ND		0.629	ND		0.601	ND		0.561
1,2-Dichloropropane	ND		0.755	ND		0.629	ND		0.601	ND		0.561
Bromodichloromethane	ND		0.755	ND		0.629	ND		0.601	ND		0.561
2-Chloroethylvinyl Ether	ND		0.755	ND		0.629	ND		0.601	ND		0.561
cis-1,3-Dichloropropene	ND		0.755	ND		0.629	ND		0.601	ND		0.561
Toluene	ND		0.755	ND		0.629	ND		0.601	ND		0.561
trans-1,3-Dichloropropene	ND		0.755	ND		0.629	ND		0.601	ND		0.561
1,1,2-Trichloroethane	ND		0.755	ND		0.629	ND		0.601	ND		0.561
Tetrachloroethene	ND		0.755	ND		0.629	ND		0.601	ND		0.561
Dibromochloromethane	ND		0.755	ND		0.629	ND		0.601	ND		0.561
Chlorobenzene	ND		0.755	ND		0.629	ND		0.601	ND		0.561
Ethylbenzene	ND		0.755	7.12		0.629	0.559	J	0.601	0.514	J	0.561
Total Xylenes	ND		0.755	36.6		0.629	3.57		0.601	3.14		0.561
Bromoform	ND		0.755	ND		0.629	ND		0.601	ND		0.561
1,1,2,2-Tetrachloroethane	ND		0.755	ND		0.629	ND		0.601	ND		0.561
1,3-Dichlorobenzene	ND		0.755	2.03		0.629	0.215	J	0.601	0.234	J	0.561
1,4-Dichlorobenzene	ND		0.755	12.1		0.629	1.56		0.601	1.33		0.561
1,2-Dichlorobenzene	ND		0.755	6.65		0.629	0.329	J	0.601	0.269	J	0.561
1,2,4-Trichlorobenzene	ND		0.755	ND		0.629	1.72		0.601	2.50		0.561
Naphthalene	ND		0.755	7.85		0.629	0.413	J	0.601	0.536	J	0.561
TOTAL VO's:	ND			72.4			8.37	J		8.52	J	
TOTAL TIC's:	13.1			210			11.3			11.2		
TOTAL VO's & TIC's:	13.1			282			19.7	J		19.7	J	

ND = Analyzed for but Not Detected at the MDL
J = The concentration was detected at a value below the MDL
All qualifiers on individual Volatiles & Semivolatiles are carried down through summation.

SUMMARY REPORT
Client: The Whitman Companies, Inc.
Project: DEXTER CHEMICAL - 97-09-10
Lab Case No.: E03-07190

Lab ID:	07190-009			07190-010			07190-011			07190-012		
Client ID:	AISB-4A			AISB-4B			AISB-4C			AISB-5A		
Depth:	7.5/8			10.5/11			13.5/14			7.5/8		
Matrix:	Soil			Soil			Soil			Soil		
Sampled Date	8/14/03			8/14/03			8/14/03			8/14/03		
PARAMETER(Units)	Conc	Q	MDL	Conc	Q	MDL	Conc	Q	MDL	Conc	Q	MDL
Volatiles Special List (mg/Kg-ppm)												
Chloromethane	ND		0.581	ND		0.593	ND		0.618	ND		0.578
Vinyl Chloride	ND		0.581	ND		0.593	ND		0.618	ND		0.578
Bromomethane	ND		0.581	ND		0.593	ND		0.618	ND		0.578
Chloroethane	ND		0.581	ND		0.593	ND		0.618	ND		0.578
Trichlorofluoromethane	ND		0.581	ND		0.593	ND		0.618	ND		0.578
Acrolein	ND		1.16	ND		1.19	ND		1.24	ND		1.16
1,1-Dichloroethene	ND		0.581	ND		0.593	ND		0.618	ND		0.578
Methylene Chloride	ND		0.581	ND		0.593	ND		0.618	ND		0.578
Acrylonitrile	ND		1.16	ND		1.19	ND		1.24	ND		1.16
trans-1,2-Dichloroethene	ND		0.581	ND		0.593	ND		0.618	ND		0.578
1,1-Dichloroethane	ND		0.581	ND		0.593	ND		0.618	ND		0.578
cis-1,2-Dichloroethene	ND		0.581	ND		0.593	ND		0.618	ND		0.578
Chloroform	ND		0.581	ND		0.593	ND		0.618	ND		0.578
1,1,1-Trichloroethane	ND		0.581	ND		0.593	ND		0.618	ND		0.578
Carbon Tetrachloride	ND		0.581	ND		0.593	ND		0.618	ND		0.578
1,2-Dichloroethane(EDC)	ND		0.581	ND		0.593	ND		0.618	ND		0.578
Benzene	ND		0.581	ND		0.593	ND		0.618	ND		0.578
Trichloroethene	ND		0.581	ND		0.593	ND		0.618	ND		0.578
1,2-Dichloropropane	ND		0.581	ND		0.593	ND		0.618	ND		0.578
Bromodichloromethane	ND		0.581	ND		0.593	ND		0.618	ND		0.578
2-Chloroethylvinyl Ether	ND		0.581	ND		0.593	ND		0.618	ND		0.578
cis-1,3-Dichloropropene	ND		0.581	ND		0.593	ND		0.618	ND		0.578
Toluene	ND		0.581	ND		0.593	ND		0.618	ND		0.578
trans-1,3-Dichloropropene	ND		0.581	ND		0.593	ND		0.618	ND		0.578
1,1,2-Trichloroethane	ND		0.581	ND		0.593	ND		0.618	ND		0.578
Tetrachloroethene	ND		0.581	ND		0.593	ND		0.618	ND		0.578
Dibromochloromethane	ND		0.581	ND		0.593	ND		0.618	ND		0.578
Chlorobenzene	ND		0.581	ND		0.593	ND		0.618	ND		0.578
Ethylbenzene	ND		0.581	ND		0.593	0.231	J	0.618	ND		0.578
Total Xylenes	ND		0.581	ND		0.593	1.39		0.618	0.261	J	0.578
Bromoform	ND		0.581	ND		0.593	ND		0.618	ND		0.578
1,1,2,2-Tetrachloroethane	ND		0.581	ND		0.593	ND		0.618	ND		0.578
1,3-Dichlorobenzene	ND		0.581	ND		0.593	0.329	J	0.618	ND		0.578
1,4-Dichlorobenzene	1.04		0.581	ND		0.593	1.00		0.618	ND		0.578
1,2-Dichlorobenzene	ND		0.581	ND		0.593	ND		0.618	ND		0.578
1,2,4-Trichlorobenzene	1.35		0.581	ND		0.593	3.11		0.618	ND		0.578
Naphthalene	ND		0.581	ND		0.593	0.924		0.618	ND		0.578
TOTAL VO's:	2.39			ND			6.98	J		0.261	J	
TOTAL TIC's:	9.42			1.78			43.3			1.24		
TOTAL VO's & TIC's:	11.8			1.78			50.3	J		1.50	J	

ND = Analyzed for but Not Detected at the MDL
J = The concentration was detected at a value below the MDL
All qualifiers on individual Volatiles & Semivolatiles are carried down through summation.

INTEGRATED ANALYTICAL LABORATORIES, LLC.

SUMMARY REPORT
Client: The Whitman Companies, Inc.
Project: DEXTER CHEMICAL - 97-09-10
Lab Case No.: E03-07190

Lab ID:	07190-013			07190-014			07190-015			07190-016		
Client ID:	AISB-5B			AISB-6A			AISB-6B			AISB-7A		
Depth:	11.5/12			7.5/8			11.5/12			7.5/8		
Matrix:	Soil			Soil			Soil			Soil		
Sampled Date	8/14/03			8/14/03			8/14/03			8/14/03		
PARAMETER(Units)	Conc	Q	MDL	Conc	Q	MDL	Conc	Q	MDL	Conc	Q	MDL
Volatiles Special List (mg/Kg-ppm)												
Chloromethane	ND		0.0055	ND		0.0057	ND		0.145	ND		0.570
Vinyl Chloride	ND		0.0055	ND		0.0057	ND		0.145	ND		0.570
Bromomethane	ND		0.0055	ND		0.0057	ND		0.145	ND		0.570
Chloroethane	ND		0.0055	ND		0.0057	ND		0.145	ND		0.570
Trichlorofluoromethane	ND		0.0055	ND		0.0057	ND		0.145	ND		0.570
Acrolein	ND		0.011	ND		0.011	ND		0.291	ND		1.14
1,1-Dichloroethene	ND		0.0055	ND		0.0057	ND		0.145	ND		0.570
Methylene Chloride	ND		0.0055	ND		0.0057	ND		0.145	ND		0.570
Acrylonitrile	ND		0.011	ND		0.011	ND		0.291	ND		1.14
trans-1,2-Dichloroethene	ND		0.0055	ND		0.0057	ND		0.145	ND		0.570
1,1-Dichloroethane	ND		0.0055	ND		0.0057	ND		0.145	ND		0.570
cis-1,2-Dichloroethene	ND		0.0055	ND		0.0057	ND		0.145	ND		0.570
Chloroform	ND		0.0055	ND		0.0057	ND		0.145	ND		0.570
1,1,1-Trichloroethane	ND		0.0055	ND		0.0057	ND		0.145	ND		0.570
Carbon Tetrachloride	ND		0.0055	ND		0.0057	ND		0.145	ND		0.570
1,2-Dichloroethane(EDC)	ND		0.0055	ND		0.0057	ND		0.145	ND		0.570
Benzene	ND		0.0055	ND		0.0057	ND		0.145	ND		0.570
Trichloroethene	ND		0.0055	ND		0.0057	ND		0.145	ND		0.570
1,2-Dichloropropane	ND		0.0055	ND		0.0057	ND		0.145	ND		0.570
Bromodichloromethane	ND		0.0055	ND		0.0057	ND		0.145	ND		0.570
2-Chloroethylvinyl Ether	ND		0.0055	ND		0.0057	ND		0.145	ND		0.570
cis-1,3-Dichloropropene	ND		0.0055	ND		0.0057	ND		0.145	ND		0.570
Toluene	ND		0.0055	ND		0.0057	ND		0.145	ND		0.570
trans-1,3-Dichloropropene	ND		0.0055	ND		0.0057	ND		0.145	ND		0.570
1,1,2-Trichloroethane	ND		0.0055	ND		0.0057	ND		0.145	ND		0.570
Tetrachloroethene	ND		0.0055	ND		0.0057	ND		0.145	ND		0.570
Dibromochloromethane	ND		0.0055	ND		0.0057	ND		0.145	ND		0.570
Chlorobenzene	ND		0.0055	ND		0.0057	ND		0.145	ND		0.570
Ethylbenzene	ND		0.0055	ND		0.0057	ND		0.145	ND		0.570
Total Xylenes	ND		0.0055	ND		0.0057	ND		0.145	ND		0.570
Bromoform	ND		0.0055	ND		0.0057	ND		0.145	ND		0.570
1,1,2,2-Tetrachloroethane	ND		0.0055	ND		0.0057	ND		0.145	ND		0.570
1,3-Dichlorobenzene	ND		0.0055	ND		0.0057	ND		0.145	ND		0.570
1,4-Dichlorobenzene	ND		0.0055	0.00372	J	0.0057	0.155		0.145	0.344	J	0.570
1,2-Dichlorobenzene	ND		0.0055	ND		0.0057	0.125	J	0.145	ND		0.570
1,2,4-Trichlorobenzene	ND		0.0055	0.014		0.0057	2.25		0.145	1.84		0.570
Naphthalene	ND		0.0055	0.00482	J	0.0057	2.07		0.145	ND		0.570
TOTAL VO's:	ND			0.023	J		4.60	J		2.18	J	
TOTAL TIC's:	ND			ND			9.06			5.62		
TOTAL VO's & TIC's:	ND			0.023	J		13.7	J		7.80	J	

ND = Analyzed for but Not Detected at the MDL
J = The concentration was detected at a value below the MDL
All qualifiers on individual Volatiles & Semivolatiles are carried down through summation.

SUMMARY REPORT
Client: The Whitman Companies, Inc.
Project: DEXTER CHEMICAL - 97-09-10
Lab Case No.: E03-07190

Lab ID:	07190-017			07190-018			07190-019		
Client ID:	AISB-7B			AISB-8A			AISB-8B		
Depth:	11.5/12			9.5/10			12.5/13		
Matrix:	Soil			Soil			Soil		
Sampled Date	8/14/03			8/14/03			8/14/03		
PARAMETER(Units)	Conc	Q	MDL	Conc	Q	MDL	Conc	Q	MDL
Volatiles Special List (mg/Kg-ppm)									
Chloromethane	ND		0.0063	ND		0.061	ND		0.571
Vinyl Chloride	ND		0.0063	ND		0.061	ND		0.571
Bromomethane	ND		0.0063	ND		0.061	ND		0.571
Chloroethane	ND		0.0063	ND		0.061	ND		0.571
Trichlorofluoromethane	ND		0.0063	ND		0.061	ND		0.571
Acrolein	ND		0.013	ND		0.122	ND		1.14
1,1-Dichloroethene	ND		0.0063	ND		0.061	ND		0.571
Methylene Chloride	ND		0.0063	ND		0.061	ND		0.571
Acrylonitrile	ND		0.013	ND		0.122	ND		1.14
trans-1,2-Dichloroethene	ND		0.0063	ND		0.061	ND		0.571
1,1-Dichloroethane	ND		0.0063	ND		0.061	ND		0.571
cis-1,2-Dichloroethene	ND		0.0063	ND		0.061	ND		0.571
Chloroform	ND		0.0063	ND		0.061	ND		0.571
1,1,1-Trichloroethane	ND		0.0063	ND		0.061	ND		0.571
Carbon Tetrachloride	ND		0.0063	ND		0.061	ND		0.571
1,2-Dichloroethane(EDC)	ND		0.0063	ND		0.061	ND		0.571
Benzene	ND		0.0063	ND		0.061	ND		0.571
Trichloroethene	ND		0.0063	ND		0.061	ND		0.571
1,2-Dichloropropane	ND		0.0063	ND		0.061	ND		0.571
Bromodichloromethane	ND		0.0063	ND		0.061	ND		0.571
2-Chloroethylvinyl Ether	ND		0.0063	ND		0.061	ND		0.571
cis-1,3-Dichloropropene	ND		0.0063	ND		0.061	ND		0.571
Toluene	ND		0.0063	ND		0.061	ND		0.571
trans-1,3-Dichloropropene	ND		0.0063	ND		0.061	ND		0.571
1,1,2-Trichloroethane	ND		0.0063	ND		0.061	ND		0.571
Tetrachloroethene	ND		0.0063	ND		0.061	ND		0.571
Dibromochloromethane	ND		0.0063	ND		0.061	ND		0.571
Chlorobenzene	ND		0.0063	ND		0.061	ND		0.571
Ethylbenzene	ND		0.0063	ND		0.061	ND		0.571
Total Xylenes	ND		0.0063	ND		0.061	ND		0.571
Bromoform	ND		0.0063	ND		0.061	ND		0.571
1,1,2,2-Tetrachloroethane	ND		0.0063	ND		0.061	ND		0.571
1,3-Dichlorobenzene	0.00193	J	0.0063	0.023	J	0.061	ND		0.571
1,4-Dichlorobenzene	0.015		0.0063	0.153		0.061	0.726		0.571
1,2-Dichlorobenzene	ND		0.0063	0.094		0.061	0.213	J	0.571
1,2,4-Trichlorobenzene	ND		0.0063	1.79		0.061	3.36		0.571
Naphthalene	0.012		0.0063	0.171		0.061	ND		0.571
TOTAL VO's:	0.029	J		2.23	J		4.30	J	
TOTAL TIC's:	0.010			1.50			22.0		
TOTAL VO's & TIC's:	0.039	J		3.73	J		26.3	J	

ND = Analyzed for but Not Detected at the MDL
J = The concentration was detected at a value below the MDL
All qualifiers on individual Volatiles & Semivolatiles are carried down through summation.

INTEGRATED ANALYTICAL LABORATORIES

VOLATILE ORGANICS

Client/Project: WHITMAN/DEXTER CHE

Lab ID: 07190-001
Client ID: AISB-1A/7.5-8
Date Received: 08/18/2003
Date Analyzed: 08/19/2003
Data file: I6161.D

GC/MS Column: DB-624
Sample wt/vol: 0.05g
Matrix-Units: Soil-mg/Kg (ppm)
Dilution Factor: 100
% Moisture: 15.1

Compound	Concentration	Q	MDL
Chloromethane	ND		0.589
Vinyl Chloride	ND		0.589
Bromomethane	ND		0.589
Chloroethane	ND		0.589
Trichlorofluoromethane	ND		0.589
Acrolein	ND		1.18
1,1-Dichloroethene	ND		0.589
Methylene Chloride	ND		0.589
Acrylonitrile	ND		1.18
trans-1,2-Dichloroethene	ND		0.589
1,1-Dichloroethane	ND		0.589
cis-1,2-Dichloroethene	ND		0.589
Chloroform	ND		0.589
1,1,1-Trichloroethane	ND		0.589
Carbon Tetrachloride	ND		0.589
1,2-Dichloroethane(EDC)	ND		0.589
Benzene	ND		0.589
Trichloroethene	ND		0.589
1,2-Dichloropropane	ND		0.589
Bromodichloromethane	ND		0.589
2-Chloroethylvinyl Ether	ND		0.589
cis-1,3-Dichloropropene	ND		0.589
Toluene	ND		0.589
trans-1,3-Dichloropropene	ND		0.589
1,1,2-Trichloroethane	ND		0.589
Tetrachloroethene	ND		0.589
Dibromochloromethane	ND		0.589
Chlorobenzene	ND		0.589
Ethylbenzene	ND		0.589
Total Xylenes	ND		0.589
Bromoform	ND		0.589
1,1,2,2-Tetrachloroethane	ND		0.589
1,3-Dichlorobenzene	ND		0.589
1,4-Dichlorobenzene	ND		0.589
1,2-Dichlorobenzene	ND		0.589
1,2,4-Trichlorobenzene	ND		0.589
Naphthalene	0.223	J	0.589
Total Target Compounds:	0.223	J	

INTEGRATED ANALYTICAL LABORATORIES

VOLATILE ORGANICS
Tentatively Identified Compounds

Client/Project: WHITMAN/DEXTER CHE

Lab ID: 07190-001
Client ID: AISB-1A/7.5-8
Date Received: 08/18/2003
Date Analyzed: 08/19/2003
Date File: I6161.D

GC/MS Column: DB-624
Sample wt/vol: 0.05g
Matrix-Units: Soil-mg/Kg (ppm)
Dilution Factor: 100
% Moisture: 15.1

CAS #	Compound	Estimated Concentration	Retention Time
	Unknown	0.719	12.08
	Unknown alkane	0.777	12.30
	Unknown alkane	1.79	14.45
	Unknown alkane	0.966	14.62

Total TICs = 4.25

INTEGRATED ANALYTICAL LABORATORIES

VOLATILE ORGANICS

Client/Project: WHITMAN/DEXTER CHE

Lab ID: 07190-002
Client ID: AISB-1B/10.5-11
Date Received: 08/18/2003
Date Analyzed: 08/19/2003
Data file: I6162.D

GC/MS Column: DB-624
Sample wt/vol: 0.05g
Matrix-Units: Soil-mg/Kg (ppm)
Dilution Factor: 100
% Moisture: 15.7

Compound	Concentration	Q	MDL
Chloromethane	ND		0.593
Vinyl Chloride	ND		0.593
Bromomethane	ND		0.593
Chloroethane	ND		0.593
Trichlorofluoromethane	ND		0.593
Acrolein	ND		1.19
1,1-Dichloroethene	ND		0.593
Methylene Chloride	ND		0.593
Acrylonitrile	ND		1.19
trans-1,2-Dichloroethene	ND		0.593
1,1-Dichloroethane	ND		0.593
cis-1,2-Dichloroethene	ND		0.593
Chloroform	ND		0.593
1,1,1-Trichloroethane	ND		0.593
Carbon Tetrachloride	ND		0.593
1,2-Dichloroethane(EDC)	ND		0.593
Benzene	ND		0.593
Trichloroethene	ND		0.593
1,2-Dichloropropane	ND		0.593
Bromodichloromethane	ND		0.593
2-Chloroethylvinyl Ether	ND		0.593
cis-1,3-Dichloropropene	ND		0.593
Toluene	ND		0.593
trans-1,3-Dichloropropene	ND		0.593
1,1,2-Trichloroethane	ND		0.593
Tetrachloroethene	ND		0.593
Dibromochloromethane	ND		0.593
Chlorobenzene	ND		0.593
Ethylbenzene	1.39		0.593
Total Xylenes	10.5		0.593
Bromoform	ND		0.593
1,1,2,2-Tetrachloroethane	ND		0.593
1,3-Dichlorobenzene	0.323	J	0.593
1,4-Dichlorobenzene	1.77		0.593
1,2-Dichlorobenzene	2.11		0.593
1,2,4-Trichlorobenzene	23.4		0.593
Naphthalene	5.39		0.593
Total Target Compounds:	44.9	J	

INTEGRATED ANALYTICAL LABORATORIES

VOLATILE ORGANICS
Tentatively Identified Compounds

Client/Project: WHITMAN/DEXTER CHE

Lab ID: 07190-002
Client ID: AISB-1B/10.5-11
Date Received: 08/18/2003
Date Analyzed: 08/19/2003
Date File: I6162.D

GC/MS Column: DB-624
Sample wt/vol: 0.05g
Matrix-Units: Soil-mg/Kg (ppm)
Dilution Factor: 100
% Moisture: 15.7

CAS #	Compound	Estimated Concentration	Retention Time
	Unknown alkane	10.7	17.18
	Unknown alkane	2.63	17.62
	Substituted benzene	3.10	18.62
	Substituted benzene	5.31	18.69
	Unknown alkane	5.72	18.83
	Substituted benzene	3.76	19.10
	Substituted benzene	7.26	19.20
	Substituted benzene	4.84	19.83
	Unknown alkane	9.92	19.95
	Substituted benzene	3.16	20.46

Total TICs = 56.4

INTEGRATED ANALYTICAL LABORATORIES

VOLATILE ORGANICS

Client/Project: WHITMAN/DEXTER CHE

Lab ID: 07190-003
Client ID: AISB-1C/14.5-15
Date Received: 08/18/2003
Date Analyzed: 08/19/2003
Data file: I6163.D

GC/MS Column: DB-624
Sample wt/vol: 0.05g
Matrix-Units: Soil-mg/Kg (ppm)
Dilution Factor: 100
% Moisture: 9.5

Compound	Concentration	Q	MDL
Chloromethane	ND		0.553
Vinyl Chloride	ND		0.553
Bromomethane	ND		0.553
Chloroethane	ND		0.553
Trichlorofluoromethane	ND		0.553
Acrolein	ND		1.11
1,1-Dichloroethene	ND		0.553
Methylene Chloride	ND		0.553
Acrylonitrile	ND		1.11
trans-1,2-Dichloroethene	ND		0.553
1,1-Dichloroethane	ND		0.553
cis-1,2-Dichloroethene	ND		0.553
Chloroform	ND		0.553
1,1,1-Trichloroethane	ND		0.553
Carbon Tetrachloride	ND		0.553
1,2-Dichloroethane(EDC)	ND		0.553
Benzene	ND		0.553
Trichloroethene	ND		0.553
1,2-Dichloropropane	ND		0.553
Bromodichloromethane	ND		0.553
2-Chloroethylvinyl Ether	ND		0.553
cis-1,3-Dichloropropene	ND		0.553
Toluene	ND		0.553
trans-1,3-Dichloropropene	ND		0.553
1,1,2-Trichloroethane	ND		0.553
Tetrachloroethene	ND		0.553
Dibromochloromethane	ND		0.553
Chlorobenzene	ND		0.553
Ethylbenzene	ND		0.553
Total Xylenes	ND		0.553
Bromoform	ND		0.553
1,1,2,2-Tetrachloroethane	ND		0.553
1,3-Dichlorobenzene	0.183	J	0.553
1,4-Dichlorobenzene	0.430	J	0.553
1,2-Dichlorobenzene	ND		0.553
1,2,4-Trichlorobenzene	1.28		0.553
Naphthalene	1.56		0.553
Total Target Compounds:	3.45	J	

INTEGRATED ANALYTICAL LABORATORIES

VOLATILE ORGANICS
Tentatively Identified Compounds

Client/Project: WHITMAN/DEXTER CHE

Lab ID: 07190-003
Client ID: AISB-1C/14.5-15
Date Received: 08/18/2003
Date Analyzed: 08/19/2003
Date File: I6163.D

GC/MS Column: DB-624
Sample wt/vol: 0.05g
Matrix-Units: Soil-mg/Kg (ppm)
Dilution Factor: 100
% Moisture: 9.5

CAS #	Compound	Estimated Concentration	Retention Time
	Substituted benzene	0.597	18.69
	Unknown alkane	0.575	18.85
	Substituted benzene	0.586	19.11
	Substituted benzene	1.11	19.21
	Substituted benzene	0.652	19.78
	Substituted benzene	1.01	19.84
	Unknown alkane	1.59	19.96
	Substituted benzene	0.685	20.47

Total TICs = 6.81

INTEGRATED ANALYTICAL LABORATORIES

VOLATILE ORGANICS

Client/Project: WHITMAN/DEXTER CHE

Lab ID: 07190-004
Client ID: AISB-2A/8.5-9
Date Received: 08/18/2003
Date Analyzed: 08/23/2003
Data file: I6256.D

GC/MS Column: DB-624
Sample wt/vol: 0.05g
Matrix-Units: Soil-mg/Kg (ppm)
Dilution Factor: 100
% Moisture: 14.1

Compound	Concentration	Q	MDL
Chloromethane	ND		0.582
Vinyl Chloride	ND		0.582
Bromomethane	ND		0.582
Chloroethane	ND		0.582
Trichlorofluoromethane	ND		0.582
Acrolein	ND		1.16
1,1-Dichloroethene	ND		0.582
Methylene Chloride	ND		0.582
Acrylonitrile	ND		1.16
trans-1,2-Dichloroethene	ND		0.582
1,1-Dichloroethane	ND		0.582
cis-1,2-Dichloroethene	ND		0.582
Chloroform	ND		0.582
1,1,1-Trichloroethane	ND		0.582
Carbon Tetrachloride	ND		0.582
1,2-Dichloroethane(EDC)	ND		0.582
Benzene	ND		0.582
Trichloroethene	ND		0.582
1,2-Dichloropropane	ND		0.582
Bromodichloromethane	ND		0.582
2-Chloroethylvinyl Ether	ND		0.582
cis-1,3-Dichloropropene	ND		0.582
Toluene	ND		0.582
trans-1,3-Dichloropropene	ND		0.582
1,1,2-Trichloroethane	ND		0.582
Tetrachloroethene	ND		0.582
Dibromochloromethane	ND		0.582
Chlorobenzene	ND		0.582
Ethylbenzene	ND		0.582
Total Xylenes	ND		0.582
Bromoform	ND		0.582
1,1,2,2-Tetrachloroethane	ND		0.582
1,3-Dichlorobenzene	1.57		0.582
1,4-Dichlorobenzene	3.59		0.582
1,2-Dichlorobenzene	ND		0.582
1,2,4-Trichlorobenzene	2.58		0.582
Naphthalene	ND		0.582

Total Target Compounds: 7.74

INTEGRATED ANALYTICAL LABORATORIES

VOLATILE ORGANICS

Tentatively Identified Compounds

Client/Project: WHITMAN/DEXTER CHE

Lab ID: 07190-004
Client ID: AISB-2A/8.5-9
Date Received: 08/18/2003
Date Analyzed: 08/23/2003
Date File: I6256.D

GC/MS Column: DB-624
Sample wt/vol: 0.05g
Matrix-Units: Soil-mg/Kg (ppm)
Dilution Factor: 100
% Moisture: 14.1

CAS #	Compound	Estimated Concentration	Retention Time
000067-64-1	Acetone	3.29	5.91
	Substituted benzene	1.39	18.67
	Substituted benzene	3.04	19.20
	Unknown alkane	1.40	19.52
	Substituted benzene	2.86	19.81
	Unknown alkane	7.33	19.94
	Substituted benzene	1.32	20.44
	Unknown alkane	2.86	21.55
	Unknown alkane	1.29	21.87
	Unknown alkane	1.62	22.97

Total TICs = 26.4

INTEGRATED ANALYTICAL LABORATORIES

VOLATILE ORGANICS

Client/Project: WHITMAN/DEXTER CHE

Lab ID: 07190-005
Client ID: AISB-2B/14.5-15
Date Received: 08/18/2003
Date Analyzed: 08/19/2003
Data file: I6165.D

GC/MS Column: DB-624
Sample wt/vol: 0.05g
Matrix-Units: Soil-mg/Kg (ppm)
Dilution Factor: 100
% Moisture: 33.8

Compound	Concentration	Q	MDL
Chloromethane	ND		0.755
Vinyl Chloride	ND		0.755
Bromomethane	ND		0.755
Chloroethane	ND		0.755
Trichlorofluoromethane	ND		0.755
Acrolein	ND		1.51
1,1-Dichloroethene	ND		0.755
Methylene Chloride	ND		0.755
Acrylonitrile	ND		1.51
trans-1,2-Dichloroethene	ND		0.755
1,1-Dichloroethane	ND		0.755
cis-1,2-Dichloroethene	ND		0.755
Chloroform	ND		0.755
1,1,1-Trichloroethane	ND		0.755
Carbon Tetrachloride	ND		0.755
1,2-Dichloroethane(EDC)	ND		0.755
Benzene	ND		0.755
Trichloroethene	ND		0.755
1,2-Dichloropropane	ND		0.755
Bromodichloromethane	ND		0.755
2-Chloroethylvinyl Ether	ND		0.755
cis-1,3-Dichloropropene	ND		0.755
Toluene	ND		0.755
trans-1,3-Dichloropropene	ND		0.755
1,1,2-Trichloroethane	ND		0.755
Tetrachloroethene	ND		0.755
Dibromochloromethane	ND		0.755
Chlorobenzene	ND		0.755
Ethylbenzene	ND		0.755
Total Xylenes	ND		0.755
Bromoform	ND		0.755
1,1,2,2-Tetrachloroethane	ND		0.755
1,3-Dichlorobenzene	ND		0.755
1,4-Dichlorobenzene	ND		0.755
1,2-Dichlorobenzene	ND		0.755
1,2,4-Trichlorobenzene	ND		0.755
Naphthalene	ND		0.755

Total Target Compounds: 0

INTEGRATED ANALYTICAL LABORATORIES

VOLATILE ORGANICS
Tentatively Identified Compounds

Client/Project: WHITMAN/DEXTER CHE

Lab ID: 07190-005
Client ID: AISB-2B/14.5-15
Date Received: 08/18/2003
Date Analyzed: 08/19/2003
Date File: I6165.D

GC/MS Column: DB-624
Sample wt/vol: 0.05g
Matrix-Units: Soil-mg/Kg (ppm)
Dilution Factor: 100
% Moisture: 33.8

CAS #	Compound	Estimated Concentration	Retention Time
000067-64-1	Acetone	12.1	5.89
	Unknown	1.03	6.30

Total TICs = 13.1

INTEGRATED ANALYTICAL LABORATORIES

VOLATILE ORGANICS

Client/Project: WHITMAN/DEXTER CHE

Lab ID: 07190-006
Client ID: AISB-3A/7.5-8
Date Received: 08/18/2003
Date Analyzed: 08/23/2003
Data file: I6242.D

GC/MS Column: DB-624
Sample wt/vol: 0.05g
Matrix-Units: Soil-mg/Kg (ppm)
Dilution Factor: 100
% Moisture: 20.5

Compound	Concentration	Q	MDL
Chloromethane	ND		0.629
Vinyl Chloride	ND		0.629
Bromomethane	ND		0.629
Chloroethane	ND		0.629
Trichlorofluoromethane	ND		0.629
Acrolein	ND		1.26
1,1-Dichloroethene	ND		0.629
Methylene Chloride	ND		0.629
Acrylonitrile	ND		1.26
trans-1,2-Dichloroethene	ND		0.629
1,1-Dichloroethane	ND		0.629
cis-1,2-Dichloroethene	ND		0.629
Chloroform	ND		0.629
1,1,1-Trichloroethane	ND		0.629
Carbon Tetrachloride	ND		0.629
1,2-Dichloroethane(EDC)	ND		0.629
Benzene	ND		0.629
Trichloroethene	ND		0.629
1,2-Dichloropropane	ND		0.629
Bromodichloromethane	ND		0.629
2-Chloroethylvinyl Ether	ND		0.629
cis-1,3-Dichloropropene	ND		0.629
Toluene	ND		0.629
trans-1,3-Dichloropropene	ND		0.629
1,1,2-Trichloroethane	ND		0.629
Tetrachloroethene	ND		0.629
Dibromochloromethane	ND		0.629
Chlorobenzene	ND		0.629
Ethylbenzene	7.12		0.629
Total Xylenes	36.6		0.629
Bromoform	ND		0.629
1,1,2,2-Tetrachloroethane	ND		0.629
1,3-Dichlorobenzene	2.03		0.629
1,4-Dichlorobenzene	12.1		0.629
1,2-Dichlorobenzene	6.65		0.629
1,2,4-Trichlorobenzene	ND		0.629
Naphthalene	7.85		0.629

Total Target Compounds: 72.4

INTEGRATED ANALYTICAL LABORATORIES

VOLATILE ORGANICS
Tentatively Identified Compounds

Client/Project: WHITMAN/DEXTER CHE

Lab ID: 07190-006
Client ID: AISB-3A/7.5-8
Date Received: 08/18/2003
Date Analyzed: 08/23/2003
Date File: I6242.D

GC/MS Column: DB-624
Sample wt/vol: 0.05g
Matrix-Units: Soil-mg/Kg (ppm)
Dilution Factor: 100
% Moisture: 20.5

CAS #	Compound	Estimated Concentration	Retention Time
	Unknown alkane	50.5	17.15
	Unknown alkane	7.96	18.04
	Substituted benzene	19.2	18.65
	Unknown alkane	16.9	18.80
	Substituted benzene	15.1	19.17
	Unknown alkane	7.25	19.48
	Substituted benzene	13.6	19.78
	Unknown alkane	29.4	19.92
	Substituted benzene	42.0	21.06
	Substituted benzene	8.28	21.88

Total TICs = 210

INTEGRATED ANALYTICAL LABORATORIES

VOLATILE ORGANICS

Client/Project: WHITMAN/DEXTER CHE

Lab ID: 07190-007
Client ID: AISB-3B/9-9.5
Date Received: 08/18/2003
Date Analyzed: 08/26/2003
Data file: I6299.D

GC/MS Column: DB-624
Sample wt/vol: 0.05g
Matrix-Units: Soil-mg/Kg (ppm)
Dilution Factor: 100
% Moisture: 16.8

Compound	Concentration	Q	MDL
Chloromethane	ND		0.601
Vinyl Chloride	ND		0.601
Bromomethane	ND		0.601
Chloroethane	ND		0.601
Trichlorofluoromethane	ND		0.601
Acrolein	ND		1.20
1,1-Dichloroethene	ND		0.601
Methylene Chloride	ND		0.601
Acrylonitrile	ND		1.20
trans-1,2-Dichloroethene	ND		0.601
1,1-Dichloroethane	ND		0.601
cis-1,2-Dichloroethene	ND		0.601
Chloroform	ND		0.601
1,1,1-Trichloroethane	ND		0.601
Carbon Tetrachloride	ND		0.601
1,2-Dichloroethane(EDC)	ND		0.601
Benzene	ND		0.601
Trichloroethene	ND		0.601
1,2-Dichloropropane	ND		0.601
Bromodichloromethane	ND		0.601
2-Chloroethylvinyl Ether	ND		0.601
cis-1,3-Dichloropropene	ND		0.601
Toluene	ND		0.601
trans-1,3-Dichloropropene	ND		0.601
1,1,2-Trichloroethane	ND		0.601
Tetrachloroethene	ND		0.601
Dibromochloromethane	ND		0.601
Chlorobenzene	ND		0.601
Ethylbenzene	0.559	J	0.601
Total Xylenes	3.57		0.601
Bromoform	ND		0.601
1,1,2,2-Tetrachloroethane	ND		0.601
1,3-Dichlorobenzene	0.215	J	0.601
1,4-Dichlorobenzene	1.56		0.601
1,2-Dichlorobenzene	0.329	J	0.601
1,2,4-Trichlorobenzene	1.72		0.601
Naphthalene	0.413	J	0.601
Total Target Compounds:	8.37	J	

INTEGRATED ANALYTICAL LABORATORIES

VOLATILE ORGANICS
Tentatively Identified Compounds

Client/Project: WHITMAN/DEXTER CHE

Lab ID: 07190-007
Client ID: AISB-3B/9-9.5
Date Received: 08/18/2003
Date Analyzed: 08/26/2003
Date File: I6299.D

GC/MS Column: DB-624
Sample wt/vol: 0.05g
Matrix-Units: Soil-mg/Kg (ppm)
Dilution Factor: 100
% Moisture: 16.8

CAS #	Compound	Estimated Concentration	Retention Time
	Unknown alkane	1.15	17.18
	Unknown	0.817	18.38
	Unknown	0.697	18.66
	Unknown alkane	1.35	18.83
	Unknown	1.56	19.23
	Unknown	0.793	19.51
	Unknown	1.26	19.82
	Unknown alkane	2.92	19.94
	Unknown alkane	0.757	20.23

Total TICs = 11.3

INTEGRATED ANALYTICAL LABORATORIES

VOLATILE ORGANICS

Client/Project: WHITMAN/DEXTER CHE

Lab ID: 07190-008
Client ID: AISB-3C/13-13.5
Date Received: 08/18/2003
Date Analyzed: 08/23/2003
Data file: I6244.D

GC/MS Column: DB-624
Sample wt/vol: 0.05g
Matrix-Units: Soil-mg/Kg (ppm)
Dilution Factor: 100
% Moisture: 10.8

Compound	Concentration	Q	MDL
Chloromethane	ND		0.561
Vinyl Chloride	ND		0.561
Bromomethane	ND		0.561
Chloroethane	ND		0.561
Trichlorofluoromethane	ND		0.561
Acrolein	ND		1.12
1,1-Dichloroethene	ND		0.561
Methylene Chloride	ND		0.561
Acrylonitrile	ND		1.12
trans-1,2-Dichloroethene	ND		0.561
1,1-Dichloroethane	ND		0.561
cis-1,2-Dichloroethene	ND		0.561
Chloroform	ND		0.561
1,1,1-Trichloroethane	ND		0.561
Carbon Tetrachloride	ND		0.561
1,2-Dichloroethane(EDC)	ND		0.561
Benzene	ND		0.561
Trichloroethene	ND		0.561
1,2-Dichloropropane	ND		0.561
Bromodichloromethane	ND		0.561
2-Chloroethylvinyl Ether	ND		0.561
cis-1,3-Dichloropropene	ND		0.561
Toluene	ND		0.561
trans-1,3-Dichloropropene	ND		0.561
1,1,2-Trichloroethane	ND		0.561
Tetrachloroethene	ND		0.561
Dibromochloromethane	ND		0.561
Chlorobenzene	ND		0.561
Ethylbenzene	0.514	J	0.561
Total Xylenes	3.14		0.561
Bromoform	ND		0.561
1,1,2,2-Tetrachloroethane	ND		0.561
1,3-Dichlorobenzene	0.234	J	0.561
1,4-Dichlorobenzene	1.33		0.561
1,2-Dichlorobenzene	0.269	J	0.561
1,2,4-Trichlorobenzene	2.50		0.561
Naphthalene	0.536	J	0.561
Total Target Compounds:	8.52	J	

INTEGRATED ANALYTICAL LABORATORIES

VOLATILE ORGANICS
Tentatively Identified Compounds

Client/Project: WHITMAN/DEXTER CHE

Lab ID: 07190-008
Client ID: AISB-3C/13-13.5
Date Received: 08/18/2003
Date Analyzed: 08/23/2003
Date File: I6244.D

GC/MS Column: DB-624
Sample wt/vol: 0.05g
Matrix-Units: Soil-mg/Kg (ppm)
Dilution Factor: 100
% Moisture: 10.8

CAS #	Compound	Estimated Concentration	Retention Time
	Unknown alkane	1.72	17.16
	Unknown alkane	0.841	18.37
	Unknown	0.628	18.65
	Substituted benzene	1.09	19.79
	Unknown alkane	3.20	19.92
	Unknown alkane	0.594	21.85
	Unknown alkane	0.661	22.16
	Unknown alkane	0.785	22.55
	Unknown alkane	0.975	22.93
	Unknown	0.673	23.41

Total TICs = 11.2

INTEGRATED ANALYTICAL LABORATORIES

VOLATILE ORGANICS

Client/Project: WHITMAN/DEXTER CHE

Lab ID: 07190-009
Client ID: AISB-4A/7.5-8
Date Received: 08/18/2003
Date Analyzed: 08/23/2003
Data file: I6245.D

GC/MS Column: DB-624
Sample wt/vol: 0.05g
Matrix-Units: Soil-mg/Kg (ppm)
Dilution Factor: 100
% Moisture: 13.9

Compound	Concentration	Q	MDL
Chloromethane	ND		0.581
Vinyl Chloride	ND		0.581
Bromomethane	ND		0.581
Chloroethane	ND		0.581
Trichlorofluoromethane	ND		0.581
Acrolein	ND		1.16
1,1-Dichloroethene	ND		0.581
Methylene Chloride	ND		0.581
Acrylonitrile	ND		1.16
trans-1,2-Dichloroethene	ND		0.581
1,1-Dichloroethane	ND		0.581
cis-1,2-Dichloroethene	ND		0.581
Chloroform	ND		0.581
1,1,1-Trichloroethane	ND		0.581
Carbon Tetrachloride	ND		0.581
1,2-Dichloroethane(EDC)	ND		0.581
Benzene	ND		0.581
Trichloroethene	ND		0.581
1,2-Dichloropropane	ND		0.581
Bromodichloromethane	ND		0.581
2-Chloroethylvinyl Ether	ND		0.581
cis-1,3-Dichloropropene	ND		0.581
Toluene	ND		0.581
trans-1,3-Dichloropropene	ND		0.581
1,1,2-Trichloroethane	ND		0.581
Tetrachloroethene	ND		0.581
Dibromochloromethane	ND		0.581
Chlorobenzene	ND		0.581
Ethylbenzene	ND		0.581
Total Xylenes	ND		0.581
Bromoform	ND		0.581
1,1,2,2-Tetrachloroethane	ND		0.581
1,3-Dichlorobenzene	ND		0.581
1,4-Dichlorobenzene	1.04		0.581
1,2-Dichlorobenzene	ND		0.581
1,2,4-Trichlorobenzene	1.35		0.581
Naphthalene	ND		0.581

Total Target Compounds: 2.39

INTEGRATED ANALYTICAL LABORATORIES

VOLATILE ORGANICS
Tentatively Identified Compounds

Client/Project: WHITMAN/DEXTER CHE

Lab ID: 07190-009
Client ID: AISB-4A/7.5-8
Date Received: 08/18/2003
Date Analyzed: 08/23/2003
Date File: I6245.D

GC/MS Column: DB-624
Sample wt/vol: 0.05g
Matrix-Units: Soil-mg/Kg (ppm)
Dilution Factor: 100
% Moisture: 13.9

CAS #	Compound	Estimated Concentration	Retention Time
	Unknown alkane	1.03	17.20
	Unknown	0.708	17.63
	Unknown alkane	1.28	18.83
	Unknown alkane	0.650	19.51
	Unknown alkane	0.778	19.82
	Unknown alkane	2.20	19.94
	Unknown alkane	1.07	20.74
	Unknown alkane	0.790	21.56
	Unknown alkane	0.918	21.88

Total TICs = 9.42

INTEGRATED ANALYTICAL LABORATORIES

VOLATILE ORGANICS

Client/Project: WHITMAN/DEXTER CHE

Lab ID: 07190-010
Client ID: AISB-4B/10.5-11
Date Received: 08/18/2003
Date Analyzed: 08/23/2003
Data file: I6246.D

GC/MS Column: DB-624
Sample wt/vol: 0.05g
Matrix-Units: Soil-mg/Kg (ppm)
Dilution Factor: 100
% Moisture: 15.7

Compound	Concentration	Q	MDL
Chloromethane	ND		0.593
Vinyl Chloride	ND		0.593
Bromomethane	ND		0.593
Chloroethane	ND		0.593
Trichlorofluoromethane	ND		0.593
Acrolein	ND		1.19
1,1-Dichloroethene	ND		0.593
Methylene Chloride	ND		0.593
Acrylonitrile	ND		1.19
trans-1,2-Dichloroethene	ND		0.593
1,1-Dichloroethane	ND		0.593
cis-1,2-Dichloroethene	ND		0.593
Chloroform	ND		0.593
1,1,1-Trichloroethane	ND		0.593
Carbon Tetrachloride	ND		0.593
1,2-Dichloroethane(EDC)	ND		0.593
Benzene	ND		0.593
Trichloroethene	ND		0.593
1,2-Dichloropropane	ND		0.593
Bromodichloromethane	ND		0.593
2-Chloroethylvinyl Ether	ND		0.593
cis-1,3-Dichloropropene	ND		0.593
Toluene	ND		0.593
trans-1,3-Dichloropropene	ND		0.593
1,1,2-Trichloroethane	ND		0.593
Tetrachloroethene	ND		0.593
Dibromochloromethane	ND		0.593
Chlorobenzene	ND		0.593
Ethylbenzene	ND		0.593
Total Xylenes	ND		0.593
Bromoform	ND		0.593
1,1,2,2-Tetrachloroethane	ND		0.593
1,3-Dichlorobenzene	ND		0.593
1,4-Dichlorobenzene	ND		0.593
1,2-Dichlorobenzene	ND		0.593
1,2,4-Trichlorobenzene	ND		0.593
Naphthalene	ND		0.593

Total Target Compounds: 0

INTEGRATED ANALYTICAL LABORATORIES

VOLATILE ORGANICS
Tentatively Identified Compounds

Client/Project: WHITMAN/DEXTER CHE

Lab ID: 07190-010
Client ID: AISB-4B/10.5-11
Date Received: 08/18/2003
Date Analyzed: 08/23/2003
Date File: I6246.D

GC/MS Column: DB-624
Sample wt/vol: 0.05g
Matrix-Units: Soil-mg/Kg (ppm)
Dilution Factor: 100
% Moisture: 15.7

CAS #	Compound	Estimated Concentration	Retention Time
	Unknown alkane	1.78	19.92

Total TICs = 1.78

INTEGRATED ANALYTICAL LABORATORIES

VOLATILE ORGANICS

Client/Project: WHITMAN/DEXTER CHE

Lab ID: 07190-011
Client ID: AISB-4C/13.5-14
Date Received: 08/18/2003
Date Analyzed: 08/23/2003
Data file: I6247.D

GC/MS Column: DB-624
Sample wt/vol: 0.05g
Matrix-Units: Soil-mg/Kg (ppm)
Dilution Factor: 100
% Moisture: 19.1

Compound	Concentration	Q	MDL
Chloromethane	ND		0.618
Vinyl Chloride	ND		0.618
Bromomethane	ND		0.618
Chloroethane	ND		0.618
Trichlorofluoromethane	ND		0.618
Acrolein	ND		1.24
1,1-Dichloroethene	ND		0.618
Methylene Chloride	ND		0.618
Acrylonitrile	ND		1.24
trans-1,2-Dichloroethene	ND		0.618
1,1-Dichloroethane	ND		0.618
cis-1,2-Dichloroethene	ND		0.618
Chloroform	ND		0.618
1,1,1-Trichloroethane	ND		0.618
Carbon Tetrachloride	ND		0.618
1,2-Dichloroethane(EDC)	ND		0.618
Benzene	ND		0.618
Trichloroethene	ND		0.618
1,2-Dichloropropane	ND		0.618
Bromodichloromethane	ND		0.618
2-Chloroethylvinyl Ether	ND		0.618
cis-1,3-Dichloropropene	ND		0.618
Toluene	ND		0.618
trans-1,3-Dichloropropene	ND		0.618
1,1,2-Trichloroethane	ND		0.618
Tetrachloroethene	ND		0.618
Dibromochloromethane	ND		0.618
Chlorobenzene	ND		0.618
Ethylbenzene	0.231	J	0.618
Total Xylenes	1.39		0.618
Bromoform	ND		0.618
1,1,2,2-Tetrachloroethane	ND		0.618
1,3-Dichlorobenzene	0.329	J	0.618
1,4-Dichlorobenzene	1.00		0.618
1,2-Dichlorobenzene	ND		0.618
1,2,4-Trichlorobenzene	3.11		0.618
Naphthalene	0.924		0.618
Total Target Compounds:	6.98	J	

INTEGRATED ANALYTICAL LABORATORIES

VOLATILE ORGANICS
Tentatively Identified Compounds

Client/Project: WHITMAN/DEXTER CHE

Lab ID: 07190-011
Client ID: AISB-4C/13.5-14
Date Received: 08/18/2003
Date Analyzed: 08/23/2003
Date File: I6247.D

GC/MS Column: DB-624
Sample wt/vol: 0.05g
Matrix-Units: Soil-mg/Kg (ppm)
Dilution Factor: 100
% Moisture: 19.1

CAS #	Compound	Estimated Concentration	Retention Time
000067-64-1	Acetone	29.4	5.87
000067-63-0	Isopropyl Alcohol	10.5	6.31
	Substituted benzene	0.754	19.20
	Substituted benzene	0.989	19.82
	Unknown	0.915	19.94
	Substituted benzene	0.754	20.47

Total TICs = 43.3

INTEGRATED ANALYTICAL LABORATORIES

VOLATILE ORGANICS

Client/Project: WHITMAN/DEXTER CHE

Lab ID: 07190-012
Client ID: AISB-5A/7.5-8
Date Received: 08/18/2003
Date Analyzed: 08/23/2003
Data file: I6248.D

GC/MS Column: DB-624
Sample wt/vol: 0.05g
Matrix-Units: Soil-mg/Kg (ppm)
Dilution Factor: 100
% Moisture: 13.5

Compound	Concentration	Q	MDL
Chloromethane	ND		0.578
Vinyl Chloride	ND		0.578
Bromomethane	ND		0.578
Chloroethane	ND		0.578
Trichlorofluoromethane	ND		0.578
Acrolein	ND		1.16
1,1-Dichloroethene	ND		0.578
Methylene Chloride	ND		0.578
Acrylonitrile	ND		1.16
trans-1,2-Dichloroethene	ND		0.578
1,1-Dichloroethane	ND		0.578
cis-1,2-Dichloroethene	ND		0.578
Chloroform	ND		0.578
1,1,1-Trichloroethane	ND		0.578
Carbon Tetrachloride	ND		0.578
1,2-Dichloroethane(EDC)	ND		0.578
Benzene	ND		0.578
Trichloroethene	ND		0.578
1,2-Dichloropropane	ND		0.578
Bromodichloromethane	ND		0.578
2-Chloroethylvinyl Ether	ND		0.578
cis-1,3-Dichloropropene	ND		0.578
Toluene	ND		0.578
trans-1,3-Dichloropropene	ND		0.578
1,1,2-Trichloroethane	ND		0.578
Tetrachloroethene	ND		0.578
Dibromochloromethane	ND		0.578
Chlorobenzene	ND		0.578
Ethylbenzene	ND		0.578
Total Xylenes	0.261	J	0.578
Bromoform	ND		0.578
1,1,2,2-Tetrachloroethane	ND		0.578
1,3-Dichlorobenzene	ND		0.578
1,4-Dichlorobenzene	ND		0.578
1,2-Dichlorobenzene	ND		0.578
1,2,4-Trichlorobenzene	ND		0.578
Naphthalene	ND		0.578
Total Target Compounds:	0.261	J	

INTEGRATED ANALYTICAL LABORATORIES

VOLATILE ORGANICS
Tentatively Identified Compounds

Client/Project: WHITMAN/DEXTER CHE

Lab ID: 07190-012
Client ID: AISB-5A/7.5-8
Date Received: 08/18/2003
Date Analyzed: 08/23/2003
Date File: I6248.D

GC/MS Column: DB-624
Sample wt/vol: 0.05g
Matrix-Units: Soil-mg/Kg (ppm)
Dilution Factor: 100
% Moisture: 13.5

CAS #	Compound	Estimated Concentration	Retention Time
000067-64-1	Acetone	1.24	5.85

Total TICs = 1.24

INTEGRATED ANALYTICAL LABORATORIES

VOLATILE ORGANICS

Client/Project: WHITMAN/DEXTER CHE

Lab ID: 07190-013
Client ID: AISB-5B/11.5-12
Date Received: 08/18/2003
Date Analyzed: 08/25/2003
Data file: I6265.D

GC/MS Column: DB-624
Sample wt/vol: 5g
Matrix-Units: Soil-mg/Kg (ppm)
Dilution Factor: 1
% Moisture: 8.7

Compound	Concentration	Q	MDL
Chloromethane	ND		0.0055
Vinyl Chloride	ND		0.0055
Bromomethane	ND		0.0055
Chloroethane	ND		0.0055
Trichlorofluoromethane	ND		0.0055
Acrolein	ND		0.011
1,1-Dichloroethene	ND		0.0055
Methylene Chloride	ND		0.0055
Acrylonitrile	ND		0.011
trans-1,2-Dichloroethene	ND		0.0055
1,1-Dichloroethane	ND		0.0055
cis-1,2-Dichloroethene	ND		0.0055
Chloroform	ND		0.0055
1,1,1-Trichloroethane	ND		0.0055
Carbon Tetrachloride	ND		0.0055
1,2-Dichloroethane(EDC)	ND		0.0055
Benzene	ND		0.0055
Trichloroethene	ND		0.0055
1,2-Dichloropropane	ND		0.0055
Bromodichloromethane	ND		0.0055
2-Chloroethylvinyl Ether	ND		0.0055
cis-1,3-Dichloropropene	ND		0.0055
Toluene	ND		0.0055
trans-1,3-Dichloropropene	ND		0.0055
1,1,2-Trichloroethane	ND		0.0055
Tetrachloroethene	ND		0.0055
Dibromochloromethane	ND		0.0055
Chlorobenzene	ND		0.0055
Ethylbenzene	ND		0.0055
Total Xylenes	ND		0.0055
Bromoform	ND		0.0055
1,1,2,2-Tetrachloroethane	ND		0.0055
1,3-Dichlorobenzene	ND		0.0055
1,4-Dichlorobenzene	ND		0.0055
1,2-Dichlorobenzene	ND		0.0055
1,2,4-Trichlorobenzene	ND		0.0055
Naphthalene	ND		0.0055

Total Target Compounds: 0

INTEGRATED ANALYTICAL LABORATORIES

VOLATILE ORGANICS
Tentatively Identified Compounds

Client/Project: WHITMAN/DEXTER CHE

Lab ID: 07190-013
Client ID: AISB-5B/11.5-12
Date Received: 08/18/2003
Date Analyzed: 08/25/2003
Data file: I6265.D

GC/MS Column: DB-624
Sample wt/vol: 5g
Matrix-Units: Soil-mg/Kg (ppm)
Dilution Factor: 1
% Moisture: 8.7

CAS #	Compound	Estimated Concentration	Retention Time
	No peaks detected		

Total TICs = 0

INTEGRATED ANALYTICAL LABORATORIES

VOLATILE ORGANICS

Client/Project: WHITMAN/DEXTER CHE

Lab ID: 07190-014
Client ID: AISB-6A/7.5-8
Date Received: 08/18/2003
Date Analyzed: 08/25/2003
Data file: I6267.D

GC/MS Column: DB-624
Sample wt/vol: 5g
Matrix-Units: Soil-mg/Kg (ppm)
Dilution Factor: 1
% Moisture: 12.3

Compound	Concentration	Q	MDL
Chloromethane	ND		0.0057
Vinyl Chloride	ND		0.0057
Bromomethane	ND		0.0057
Chloroethane	ND		0.0057
Trichlorofluoromethane	ND		0.0057
Acrolein	ND		0.011
1,1-Dichloroethene	ND		0.0057
Methylene Chloride	ND		0.0057
Acrylonitrile	ND		0.011
trans-1,2-Dichloroethene	ND		0.0057
1,1-Dichloroethane	ND		0.0057
cis-1,2-Dichloroethene	ND		0.0057
Chloroform	ND		0.0057
1,1,1-Trichloroethane	ND		0.0057
Carbon Tetrachloride	ND		0.0057
1,2-Dichloroethane(EDC)	ND		0.0057
Benzene	ND		0.0057
Trichloroethene	ND		0.0057
1,2-Dichloropropane	ND		0.0057
Bromodichloromethane	ND		0.0057
2-Chloroethylvinyl Ether	ND		0.0057
cis-1,3-Dichloropropene	ND		0.0057
Toluene	ND		0.0057
trans-1,3-Dichloropropene	ND		0.0057
1,1,2-Trichloroethane	ND		0.0057
Tetrachloroethene	ND		0.0057
Dibromochloromethane	ND		0.0057
Chlorobenzene	ND		0.0057
Ethylbenzene	ND		0.0057
Total Xylenes	ND		0.0057
Bromoform	ND		0.0057
1,1,2,2-Tetrachloroethane	ND		0.0057
1,3-Dichlorobenzene	ND		0.0057
1,4-Dichlorobenzene	0.00372	J	0.0057
1,2-Dichlorobenzene	ND		0.0057
1,2,4-Trichlorobenzene	0.014		0.0057
Naphthalene	0.00482	J	0.0057
Total Target Compounds:	0.023	J	

INTEGRATED ANALYTICAL LABORATORIES

VOLATILE ORGANICS
Tentatively Identified Compounds

Client/Project: WHITMAN/DEXTER CHE

Lab ID: 07190-014
Client ID: AISB-6A/7.5-8
Date Received: 08/18/2003
Date Analyzed: 08/25/2003
Data file: I6267.D

GC/MS Column: DB-624
Sample wt/vol: 5g
Matrix-Units: Soil-mg/Kg (ppm)
Dilution Factor: 1
% Moisture: 12.3

CAS #	Compound	Estimated Concentration	Retention Time

No peaks detected

Total TICs = 0

INTEGRATED ANALYTICAL LABORATORIES

VOLATILE ORGANICS

Client/Project: WHITMAN/DEXTER CHE

Lab ID: 07190-015
Client ID: AISB-6B/11.5-12
Date Received: 08/18/2003
Date Analyzed: 08/25/2003
Data file: I6270.D

GC/MS Column: DB-624
Sample wt/vol: 0.2g
Matrix-Units: Soil-mg/Kg (ppm)
Dilution Factor: 25
% Moisture: 14

Compound	Concentration	Q	MDL
Chloromethane	ND		0.145
Vinyl Chloride	ND		0.145
Bromomethane	ND		0.145
Chloroethane	ND		0.145
Trichlorofluoromethane	ND		0.145
Acrolein	ND		0.291
1,1-Dichloroethene	ND		0.145
Methylene Chloride	ND		0.145
Acrylonitrile	ND		0.291
trans-1,2-Dichloroethene	ND		0.145
1,1-Dichloroethane	ND		0.145
cis-1,2-Dichloroethene	ND		0.145
Chloroform	ND		0.145
1,1,1-Trichloroethane	ND		0.145
Carbon Tetrachloride	ND		0.145
1,2-Dichloroethane(EDC)	ND		0.145
Benzene	ND		0.145
Trichloroethene	ND		0.145
1,2-Dichloropropane	ND		0.145
Bromodichloromethane	ND		0.145
2-Chloroethylvinyl Ether	ND		0.145
cis-1,3-Dichloropropene	ND		0.145
Toluene	ND		0.145
trans-1,3-Dichloropropene	ND		0.145
1,1,2-Trichloroethane	ND		0.145
Tetrachloroethene	ND		0.145
Dibromochloromethane	ND		0.145
Chlorobenzene	ND		0.145
Ethylbenzene	ND		0.145
Total Xylenes	ND		0.145
Bromoform	ND		0.145
1,1,2,2-Tetrachloroethane	ND		0.145
1,3-Dichlorobenzene	ND		0.145
1,4-Dichlorobenzene	0.155		0.145
1,2-Dichlorobenzene	0.125	J	0.145
1,2,4-Trichlorobenzene	2.25		0.145
Naphthalene	2.07		0.145
Total Target Compounds:	4.60	J	

INTEGRATED ANALYTICAL LABORATORIES

VOLATILE ORGANICS

Tentatively Identified Compounds

Client/Project: WHITMAN/DEXTER CHE

Lab ID: 07190-015
Client ID: AISB-6B/11.5-12
Date Received: 08/18/2003
Date Analyzed: 08/25/2003
Date File: I6270.D

GC/MS Column: DB-624
Sample wt/vol: 0.2g
Matrix-Units: Soil-mg/Kg (ppm)
Dilution Factor: 25
% Moisture: 14

CAS #	Compound	Estimated Concentration	Retention Time
	Substituted benzene	0.340	18.64
	Substituted benzene	0.985	18.74
	Substituted benzene	1.03	19.13
	Substituted benzene	1.34	19.24
	Substituted benzene	0.340	19.65
	Substituted benzene	1.09	19.79
	Substituted benzene	1.50	19.86
	Substituted benzene	1.69	20.49
	Substituted benzene	0.442	20.60
	Substituted benzene	0.305	21.25

Total TICs = 9.06

INTEGRATED ANALYTICAL LABORATORIES

VOLATILE ORGANICS

Client/Project: WHITMAN/DEXTER CHE

Lab ID: 07190-016
Client ID: AISB-7A/7.5-8
Date Received: 08/18/2003
Date Analyzed: 08/23/2003
Data file: I6252.D

GC/MS Column: DB-624
Sample wt/vol: 0.05g
Matrix-Units: Soil-mg/Kg (ppm)
Dilution Factor: 100
% Moisture: 12.3

Compound	Concentration	Q	MDL
Chloromethane	ND		0.570
Vinyl Chloride	ND		0.570
Bromomethane	ND		0.570
Chloroethane	ND		0.570
Trichlorofluoromethane	ND		0.570
Acrolein	ND		1.14
1,1-Dichloroethene	ND		0.570
Methylene Chloride	ND		0.570
Acrylonitrile	ND		1.14
trans-1,2-Dichloroethene	ND		0.570
1,1-Dichloroethane	ND		0.570
cis-1,2-Dichloroethene	ND		0.570
Chloroform	ND		0.570
1,1,1-Trichloroethane	ND		0.570
Carbon Tetrachloride	ND		0.570
1,2-Dichloroethane(EDC)	ND		0.570
Benzene	ND		0.570
Trichloroethene	ND		0.570
1,2-Dichloropropane	ND		0.570
Bromodichloromethane	ND		0.570
2-Chloroethylvinyl Ether	ND		0.570
cis-1,3-Dichloropropene	ND		0.570
Toluene	ND		0.570
trans-1,3-Dichloropropene	ND		0.570
1,1,2-Trichloroethane	ND		0.570
Tetrachloroethene	ND		0.570
Dibromochloromethane	ND		0.570
Chlorobenzene	ND		0.570
Ethylbenzene	ND		0.570
Total Xylenes	ND		0.570
Bromoform	ND		0.570
1,1,2,2-Tetrachloroethane	ND		0.570
1,3-Dichlorobenzene	ND		0.570
1,4-Dichlorobenzene	0.344	J	0.570
1,2-Dichlorobenzene	ND		0.570
1,2,4-Trichlorobenzene	1.84		0.570
Naphthalene	ND		0.570
Total Target Compounds:	2.18	J	

INTEGRATED ANALYTICAL LABORATORIES

VOLATILE ORGANICS
Tentatively Identified Compounds

Client/Project: WHITMAN/DEXTER CHE

Lab ID: 07190-016
Client ID: AISB-7A/7.5-8
Date Received: 08/18/2003
Date Analyzed: 08/23/2003
Date File: I6252.D

GC/MS Column: DB-624
Sample wt/vol: 0.05g
Matrix-Units: Soil-mg/Kg (ppm)
Dilution Factor: 100
% Moisture: 12.3

CAS #	Compound	Estimated Concentration	Retention Time
	Substituted benzene	0.604	18.66
	Substituted benzene	1.12	19.17
	Substituted benzene	1.03	19.73
	Substituted benzene	1.84	19.80
	Substituted benzene	1.03	20.44

Total TICs = 5.62

INTEGRATED ANALYTICAL LABORATORIES

VOLATILE ORGANICS

Client/Project: WHITMAN/DEXTER CHE

Lab ID: 07190-017
Client ID: AISB-7B/11.5-12
Date Received: 08/18/2003
Date Analyzed: 08/25/2003
Data file: I6266.D

GC/MS Column: DB-624
Sample wt/vol: 5g
Matrix-Units: Soil-mg/Kg (ppm)
Dilution Factor: 1
% Moisture: 20.7

Compound	Concentration	Q	MDL
Chloromethane	ND		0.0063
Vinyl Chloride	ND		0.0063
Bromomethane	ND		0.0063
Chloroethane	ND		0.0063
Trichlorofluoromethane	ND		0.0063
Acrolein	ND		0.013
1,1-Dichloroethene	ND		0.0063
Methylene Chloride	ND		0.0063
Acrylonitrile	ND		0.013
trans-1,2-Dichloroethene	ND		0.0063
1,1-Dichloroethane	ND		0.0063
cis-1,2-Dichloroethene	ND		0.0063
Chloroform	ND		0.0063
1,1,1-Trichloroethane	ND		0.0063
Carbon Tetrachloride	ND		0.0063
1,2-Dichloroethane(EDC)	ND		0.0063
Benzene	ND		0.0063
Trichloroethene	ND		0.0063
1,2-Dichloropropane	ND		0.0063
Bromodichloromethane	ND		0.0063
2-Chloroethylvinyl Ether	ND		0.0063
cis-1,3-Dichloropropene	ND		0.0063
Toluene	ND		0.0063
trans-1,3-Dichloropropene	ND		0.0063
1,1,2-Trichloroethane	ND		0.0063
Tetrachloroethene	ND		0.0063
Dibromochloromethane	ND		0.0063
Chlorobenzene	ND		0.0063
Ethylbenzene	ND		0.0063
Total Xylenes	ND		0.0063
Bromoform	ND		0.0063
1,1,2,2-Tetrachloroethane	ND		0.0063
1,3-Dichlorobenzene	0.00193	J	0.0063
1,4-Dichlorobenzene	0.015		0.0063
1,2-Dichlorobenzene	ND		0.0063
1,2,4-Trichlorobenzene	ND		0.0063
Naphthalene	0.012		0.0063
Total Target Compounds:	0.029	J	

INTEGRATED ANALYTICAL LABORATORIES

VOLATILE ORGANICS
Tentatively Identified Compounds

Client/Project: WHITMAN/DEXTER CHE

Lab ID: 07190-017
Client ID: AISB-7B/11.5-12
Date Received: 08/18/2003
Date Analyzed: 08/25/2003
Date File: I6266.D

GC/MS Column: DB-624
Sample wt/vol: 5g
Matrix-Units: Soil-mg/Kg (ppm)
Dilution Factor: 1
% Moisture: 20.7

CAS #	Compound	Estimated Concentration	Retention Time
	Substituted benzene	0.010	19.85

Total TICs = 0.010

INTEGRATED ANALYTICAL LABORATORIES

VOLATILE ORGANICS

Client/Project: WHITMAN/DEXTER CHE

Lab ID: 07190-018
Client ID: AISB-9A/9.5-10
Date Received: 08/18/2003
Date Analyzed: 08/25/2003
Data file: I6271.D

GC/MS Column: DB-624
Sample wt/vol: 0.5g
Matrix-Units: Soil-mg/Kg (ppm)
Dilution Factor: 10
% Moisture: 17.9

Compound	Concentration	Q	MDL
Chloromethane	ND		0.061
Vinyl Chloride	ND		0.061
Bromomethane	ND		0.061
Chloroethane	ND		0.061
Trichlorofluoromethane	ND		0.061
Acrolein	ND		0.122
1,1-Dichloroethene	ND		0.061
Methylene Chloride	ND		0.061
Acrylonitrile	ND		0.122
trans-1,2-Dichloroethene	ND		0.061
1,1-Dichloroethane	ND		0.061
cis-1,2-Dichloroethene	ND		0.061
Chloroform	ND		0.061
1,1,1-Trichloroethane	ND		0.061
Carbon Tetrachloride	ND		0.061
1,2-Dichloroethane(EDC)	ND		0.061
Benzene	ND		0.061
Trichloroethene	ND		0.061
1,2-Dichloropropane	ND		0.061
Bromodichloromethane	ND		0.061
2-Chloroethylvinyl Ether	ND		0.061
cis-1,3-Dichloropropene	ND		0.061
Toluene	ND		0.061
trans-1,3-Dichloropropene	ND		0.061
1,1,2-Trichloroethane	ND		0.061
Tetrachloroethene	ND		0.061
Dibromochloromethane	ND		0.061
Chlorobenzene	ND		0.061
Ethylbenzene	ND		0.061
Total Xylenes	ND		0.061
Bromoform	ND		0.061
1,1,2,2-Tetrachloroethane	ND		0.061
1,3-Dichlorobenzene	0.023	J	0.061
1,4-Dichlorobenzene	0.153		0.061
1,2-Dichlorobenzene	0.094		0.061
1,2,4-Trichlorobenzene	1.79		0.061
Naphthalene	0.171		0.061
Total Target Compounds:	2.23	J	

INTEGRATED ANALYTICAL LABORATORIES

VOLATILE ORGANICS
Tentatively Identified Compounds

Client/Project: WHITMAN/DEXTER CHE

Lab ID: 07190-018
Client ID: AISB-9A/9.5-10
Date Received: 08/18/2003
Date Analyzed: 08/25/2003
Date File: I6271.D

GC/MS Column: DB-624
Sample wt/vol: 0.5g
Matrix-Units: Soil-mg/Kg (ppm)
Dilution Factor: 10
% Moisture: 17.9

CAS #	Compound	Estimated Concentration	Retention Time
	Substituted benzene	0.080	19.11
	Substituted benzene	0.160	19.22
	Substituted benzene	0.067	19.65
	Substituted benzene	0.222	19.78
	Substituted benzene	0.346	19.85
	Unknown aromatic	0.224	19.98
	Substituted benzene	0.262	20.47
	Substituted benzene	0.141	21.94

Total TICs = 1.50

INTEGRATED ANALYTICAL LABORATORIES

VOLATILE ORGANICS

Client/Project: WHITMAN/DEXTER CHE

Lab ID: 07190-019
Client ID: AISB-9B/12.5-13
Date Received: 08/18/2003
Date Analyzed: 08/23/2003
Data file: I6255.D

GC/MS Column: DB-624
Sample wt/vol: 0.05g
Matrix-Units: Soil-mg/Kg (ppm)
Dilution Factor: 100
% Moisture: 12.5

Compound	Concentration	Q	MDL
Chloromethane	ND		0.571
Vinyl Chloride	ND		0.571
Bromomethane	ND		0.571
Chloroethane	ND		0.571
Trichlorofluoromethane	ND		0.571
Acrolein	ND		1.14
1,1-Dichloroethene	ND		0.571
Methylene Chloride	ND		0.571
Acrylonitrile	ND		1.14
trans-1,2-Dichloroethene	ND		0.571
1,1-Dichloroethane	ND		0.571
cis-1,2-Dichloroethene	ND		0.571
Chloroform	ND		0.571
1,1,1-Trichloroethane	ND		0.571
Carbon Tetrachloride	ND		0.571
1,2-Dichloroethane(EDC)	ND		0.571
Benzene	ND		0.571
Trichloroethene	ND		0.571
1,2-Dichloropropane	ND		0.571
Bromodichloromethane	ND		0.571
2-Chloroethylvinyl Ether	ND		0.571
cis-1,3-Dichloropropene	ND		0.571
Toluene	ND		0.571
trans-1,3-Dichloropropene	ND		0.571
1,1,2-Trichloroethane	ND		0.571
Tetrachloroethene	ND		0.571
Dibromochloromethane	ND		0.571
Chlorobenzene	ND		0.571
Ethylbenzene	ND		0.571
Total Xylenes	ND		0.571
Bromoform	ND		0.571
1,1,2,2-Tetrachloroethane	ND		0.571
1,3-Dichlorobenzene	ND		0.571
1,4-Dichlorobenzene	0.726		0.571
1,2-Dichlorobenzene	0.213	J	0.571
1,2,4-Trichlorobenzene	3.36		0.571
Naphthalene	ND		0.571
Total Target Compounds:	4.30	J	

INTEGRATED ANALYTICAL LABORATORIES

VOLATILE ORGANICS
Tentatively Identified Compounds

Client/Project: WHITMAN/DEXTER CHE

Lab ID: 07190-019
Client ID: AISB-9B/12.5-13
Date Received: 08/18/2003
Date Analyzed: 08/23/2003
Date File: I6255.D

GC/MS Column: DB-624
Sample wt/vol: 0.05g
Matrix-Units: Soil-mg/Kg (ppm)
Dilution Factor: 100
% Moisture: 12.5

CAS #	Compound	Estimated Concentration	Retention Time
	Unknown alkane	1.22	17.17
	Unknown alkane	1.65	18.38
	Unknown alkane	1.98	18.82
	Unknown alkane	2.15	19.21
	Unknown alkane	1.92	19.51
	Unknown aromatic	1.97	19.81
	Unknown alkane	6.26	19.94
	Unknown alkane	1.17	21.43
	Unknown alkane	2.45	21.55
000075-83-2	Butane, 2,2-dimethyl-	1.21	22.96

Total TICs = 22.0

7190

The Whitman Companies, Inc.
116 Tices Lane, Unit B-1
East Brunswick, New Jersey 08816
Phone: (732) 390-5858 Fax: (732) 390-9496

CHAIN OF CUSTODY / ANALYSIS REQUEST

PAGE 2 OF 2

Project Manager: Rich BRITTON	Samplers Name (Printed): Michael Percelay	Lab: IAL
Site/Project Identification: Dexter Chemical	Project #: 97-09-10	State (Location of site): NJ: ☐ NY: ☒ Other:
Site Address: BRONX, NY	Analysis Turnaround Time: Standard ☒	Regulatory Program:
Special Instructions:	Rush Charges Authorized For: 2 Week ☐ 1 Week ☐ Other ☐	

Area of Concern	Sample ID	Depth	Date	Time	Matrix	No. of Cont.	10CT10	1,3 Dichloro Benzene	1,4 Dichloro Benzene	1,2 Dichloro Benzene	1,2,4 TRICHLORO BENZENE	Naphthalene	Method 8260					Lab Sample ID No.
AREA I - Soil Borings	AISB-4C	13.5-14	8/14/03	1040	Soil	1	X	X	X	X	X	X						7190-11
	AISB-5A	7.5-8		1100														12
	AISB-5B	11.5-12		1110														13
	AISB-6A	7.5-8		1130														14
	AISB-6B	11.5-12		1140														15
	AISB-7A	7.5-8		1245														16
	AISB-7B	11.5-12		1255														17
	AISB-8A	9.5-10		1400														18
	AISB-8B	12.5-13		1410														19

Preservation Used: 1 = ICE, 2 = HCl, 3 = H_2SO_4, 4 = HNO_3, 5 = NaOH, 6 = MeOH, 7 = Other _____

Soil: 1
Water:

Water Metals Filtered (Yes/No)? _____

Relinquished by	Company	Date / Time	Received by	Company
1) Michael Percelay	Whitman Company	8/15/03 1645	1) Jan Lowell	IAL
Relinquished by	Company	Date / Time	Received by	Company
2) Jan Lowell IAL Fridge	IAL	8/15/03 1950 8/18/03 800	2) IAL Fridge Frank Linder	Kept at 4°C

PUC: PETROLEUM HYDROCARBONS
VOC: VOLATILE ORGANICS BY GC/MS WITH LIBRARY SEARCH
PAH: POLYCYCLIC AROMATIC HYDROCARBONS IN BASE NEUTRAL SCAN WITH LIBRARY SEARCH
BN: BASE NEUTRALS WITH LIBRARY SEARCH
AE: ACID EXTRACTABLES WITH LIBRARY SEARCH
PPM: PRIORITY POLLUTANT METALS
PP+40: PRIORITY POLLUTANT PLUS FORTY PEAKS
PCB: POLYCHLORINATED BIPHENYLS

0320-

ATTACHMENT 4

LABORATORY DATA SUMMARY SHEETS – OCTOBER 9, 2003

IAL
Integrated Analytical Laboratories LLC

ANALYTICAL DATA REPORT

The Whitman Companies, Inc.
116 Tices Lane
Unit B-1
East Brunswick, NJ 08816

Project Name: **DEXTER CHEMICAL - 97-09-10**
IAL Case Number: **E03-09114**

These data have been reviewed and accepted by:

Michael H. Leffin, Ph.D.
Laboratory Director

273 Franklin Road
Randolph, NJ 07869
Phone: 973 361 4252
Fax: 973 989 5288

IAL is a NELAC New Jersey Certified Lab (14751) and maintains certification in Connecticut (PH-0699), New York (11452), Rhode Island (00128), Florida (E87870) and in the Department of Navy IR CA Program

Sample Summary

Case No. E03-09114

Project Name DEXTER CHEMICAL - 97-09-10

Customer The Whitman Companies, Inc.

Received On 10/11/2003@06:30

Lab ID	Client Sample ID	Depth Top / Bottom	Sampling Time	Matrix	# of Cont.
09114-001	AISB-9A	7 / 7.5	10/9/2003@09:00	Soil	1
09114-002	AISB-9B	9.5 / 10	10/9/2003@09:20	Soil	1
09114-003	AISB-9C	14.5 / 15	10/9/2003@09:40	Soil	1
09114-004	AISB-10A	7 / 7.5	10/9/2003@10:25	Soil	1
09114-005	AISB-10B	10.5 / 11	10/9/2003@10:40	Soil	1
09114-006	AISB-10C	14.5 / 15	10/9/2003@11:15	Soil	1
09114-007	AISB-11A	7.5 / 8	10/9/2003@12:40	Soil	1
09114-008	AISB-11B	10.5 / 11	10/9/2003@13:00	Soil	1
09114-009	AISB-11C	14.5 / 15	10/9/2003@13:15	Soil	1
09114-010	AISB-12A	7.5 / 8	10/9/2003@13:45	Soil	1
09114-011	AISB-12B	10.5 / 11	10/9/2003@14:10	Soil	1
09114-012	AISB-12C	14.5 / 15	10/9/2003@14:20	Soil	1
09114-013	AISB-13A	7.5 / 8	10/9/2003@14:45	Soil	1
09114-014	AISB-13B	10.5 / 11	10/9/2003@15:00	Soil	1
09114-015	AISB-13C	14.5 / 15	10/9/2003@15:15	Soil	1
09114-016	AISB-4D	15.5 / 16	10/9/2003@11:40	Soil	1
09114-017	AISB-5D	13 / 13.5	10/9/2003@15:40	Soil	1
09114-018	AISB-5E	14.5 / 15	10/9/2003@15:50	Soil	1

Integrated Analytical Labs ~ 273 Franklin Road, Randolph, NJ 07869 ~ (973) 361-4252 ~ Fax (973) 989-5288

INTEGRATED ANALYTICAL LABORATORIES, LLC.

TABLE OF CONTENTS

	Page
Qualifiers	1
Conformance / NonConformance Summary	2
Laboratory Deliverables Check List	3
GC/MS NonConformance Summary	4
Summary Report	5
Analytical Results	
Volatiles	11
Methodology Summary *	
Quality Control	
Volatiles	47
Tuning Results Summary	
Method Blank Results Summary	
Calibration Summary	
Surrogate Compound Recovery Results Summary	
Matrix Spike/Matrix Spike Duplicate Results Summary	
Internal Standard Summary	
Chromatograms	
Sample Tracking	
Chains of Custody	267
Laboratory Chronicle	273

* Methodology is included in the IAL Project Information Page

INTEGRATED ANALYTICAL LABORATORIES, LLC.

MATRIX QUALIFIERS

A - Indicates the sample is an Aqueous matrix.

O - Indicates the sample is an Oil matrix.

S - Indicates the sample is a Soil, Sludge or Sediment matrix.

X - Indicates the sample is an Other matrix as indicated by Client Chain of Custody.

DATA QUALIFIERS

B - Indicates the analyte was found in the Blank and in the sample. It indicates possible sample contamination and warns the data user to use caution when applying the results of the analyte.

C - Common Laboratory Contaminant.

D - The compound was reported from the Diluted analysis.

D.F. - Dilution Factor.

E - Estimated concentration, reported results are outside the calibrated range of the instrument.

J - Indicates an estimated value. The compound was detected at a value below the method detection limit but greater than zero. For GC/MS procedures, the mass spectral data meets the criteria required to identify the target compound.

MDL - Method Detection Limit.

MI - Indicates compound concentration could not be determined due to Matrix Interferences.

NA - Not Applicable.

ND - Indicates the compound was analyzed for but Not Detected at the MDL.

REPORT QUALIFIERS

All solid sample analyses are reported on a dry weight basis.

All solid sample values are corrected for original sample size and percent solids.

INTEGRATED ANALYTICAL LABORATORIES, LLC.

CONFORMANCE / NONCONFORMANCE SUMMARY

Integrated Analytical Laboratories, LLC. received eighteen (18) soil sample(s) from The Whitman Companies, Inc. (Project: DEXTER CHEMICAL - 97-09-10) on October 11, 2003 for the analysis of:

(18) Special VOA + 10

A review of the QA/QC measures for the analysis of the sample(s) contained in this report has been performed by:

Reviewed by

10/22/03
Date

INTEGRATED ANALYTICAL LABORATORIES, LLC.

LABORATORY DELIVERABLES CHECK LIST

Lab Case Number: E03-09114

		Check If Complete
1.	Cover Page, Title Page listing Lab Certification #, facility name & address and date of report preparation.	✓
2.	Table of Contents.	✓
3.	Summary Sheets listing analytical results for all targeted and non-targeted compounds.	✓
4.	Summary Table cross-referencing Field ID's vs. Lab ID's.	✓
5.	Document bound, paginated and legible.	✓
6.	Chain of Custody.	✓
7.	Methodology Summary.	✓
8.	Laboratory Chronicle and Holding Time Check.	✓
9.	Results submitted on a dry weight basis (if applicable).	✓
10.	Method Detection Limits.	✓
11.	Lab certified by NJDEP for parameters or appropriate category of parameters or a member of the USEPA CLP.	✓
12.	NonConformance Summary.	✓

M Batarci
QC Reviewed by

10/22/03
Date

INTEGRATED ANALYTICAL LABORATORIES
CONFORMANCE/NONCONFORMANCE SUMMARY
GC/MS VOLATILE ANALYSIS

Lab Case Number: E02 - 9114

	No	Yes
1. Chromatograms Labeled/Compounds Identified (Field Samples and Method Blanks).		✓
2. GC/MS Tuning Specifications: a. BFB Passed		✓
3. GC/MS Tuning Frequency - Performed every 24 hours for 600 series, 12 hours for 8000 series and 8 hours for 500 series.		✓
4. GC/MS Calibration - Initial calibration performed within 30 days before sample analysis and continuing calibration performed within 24 hours before sample analysis for 600 series, 12 hours for 8000 series		✓
5. GC/MS Calibration Requirements: a. Calibration Check Compounds		✓
b. System Performance Check Compounds		✓
6. Blank Contamination - If yes, list compounds and concentrations in each blank:	✓	
7. Surrogate Recoveries Meet Criteria (If not met, list those compounds and their recoveries which fall outside the acceptable range)		✓
If not met, were the calculations checked and the results qualified as "estimated"?		N/A
8. Matrix Spike/Matrix Spike Duplicate meet criteria (if not, list those compounds and their recoveries/% differences which fall outside the acceptable range)		✓
9. Internal Standard Area/Retention Time Shift meet criteria		✓
10. Extraction Holding Time Met If not met, list number of days exceeded for each sample:		N/A
11. Analysis Holding Time Met If not met, list number of days exceeded for each sample:		✓
12. Sample Dilution Performed		✓

High Target Compounds	High Nontarget Compounds	Matrix Interference	Other
✓	✓		

13. Comments:

Organics Manager

10/17/03
Date

INTEGRATED ANALYTICAL LABORATORIES
CONFORMANCE/NONCONFORMANCE SUMMARY
GC/MS VOLATILE ANALYSIS

Lab Case Number: E03 - 09114

		No	Yes
1.	Chromatograms Labeled/Compounds Identified (Field Samples and Method Blanks).		✓
2.	GC/MS Tuning Specifications: a. BFB Passed		✓
3.	GC/MS Tuning Frequency - Performed every 24 hours for 600 series, 12 hours for 8000 series and 8 hours for 500 series.		✓
4.	GC/MS Calibration - Initial calibration performed within 30 days before sample analysis and continuing calibration performed within 24 hours before sample analysis for 600 series, 12 hours for 8000 series		✓
5.	GC/MS Calibration Requirements: a. Calibration Check Compounds		✓
	b. System Performance Check Compounds		✓
6.	Blank Contamination - If yes, list compounds and concentrations in each blank:	✓	
7.	Surrogate Recoveries Meet Criteria (If not met, list those compounds and their recoveries which fall outside the acceptable range)		✓
	If not met, were the calculations checked and the results qualified as "estimated"?		na
8.	Matrix Spike/Matrix Spike Duplicate meet criteria (if not, list those compounds and their recoveries/% differences which fall outside the acceptable range)		✓
9.	Internal Standard Area/Retention Time Shift meet criteria		✓
10.	Extraction Holding Time Met If not met, list number of days exceeded for each sample:		N/A
11.	Analysis Holding Time Met If not met, list number of days exceeded for each sample:		✓
12.	Sample Dilution Performed		✓

High Target Compounds	High Nontarget Compounds	Matrix Interference	Other
✓			

13. Comments:

Organics Manager

10-20-03
Date

INTEGRATED ANALYTICAL LABORATORIES, LLC.

SUMMARY REPORT
Client: The Whitman Companies, Inc.
Project: DEXTER CHEMICAL - 97-09-10
Lab Case No.: E03-09114

Lab ID:	09114-001			09114-002			09114-003			09114-004		
Client ID:	AISB-9A			AISB-9B			AISB-9C			AISB-10A		
Depth:	7/7.5			9.5/10			14.5/15			7/7.5		
Matrix:	Soil			Soil			Soil			Soil		
Sampled Date	10/9/03			10/9/03			10/9/03			10/9/03		
PARAMETER(Units)	Conc	Q	MDL	Conc	Q	MDL	Conc	Q	MDL	Conc	Q	MDL
Volatiles Special List (mg/Kg-ppm)												
Chloromethane	ND		0.055	ND		0.029	ND		0.027	ND		0.590
Vinyl Chloride	ND		0.055	ND		0.029	ND		0.027	ND		0.590
Bromomethane	ND		0.055	ND		0.029	ND		0.027	ND		0.590
Chloroethane	ND		0.055	ND		0.029	ND		0.027	ND		0.590
Trichlorofluoromethane	ND		0.055	ND		0.029	ND		0.027	ND		0.590
Acrolein	ND		0.110	ND		0.058	ND		0.054	ND		1.18
1,1-Dichloroethene	ND		0.055	ND		0.029	ND		0.027	ND		0.590
Methylene Chloride	ND		0.055	ND		0.029	ND		0.027	ND		0.590
Acrylonitrile	ND		0.110	ND		0.058	ND		0.054	ND		1.18
trans-1,2-Dichloroethene	ND		0.055	ND		0.029	ND		0.027	ND		0.590
1,1-Dichloroethane	ND		0.055	ND		0.029	ND		0.027	ND		0.590
cis-1,2-Dichloroethene	ND		0.055	ND		0.029	ND		0.027	ND		0.590
Chloroform	ND		0.055	ND		0.029	ND		0.027	ND		0.590
1,1,1-Trichloroethane	ND		0.055	ND		0.029	ND		0.027	ND		0.590
Carbon Tetrachloride	ND		0.055	ND		0.029	ND		0.027	ND		0.590
1,2-Dichloroethane(EDC)	ND		0.055	ND		0.029	ND		0.027	ND		0.590
Benzene	ND		0.055	ND		0.029	ND		0.027	ND		0.590
Trichloroethene	ND		0.055	ND		0.029	ND		0.027	ND		0.590
1,2-Dichloropropane	ND		0.055	ND		0.029	ND		0.027	ND		0.590
Bromodichloromethane	ND		0.055	ND		0.029	ND		0.027	ND		0.590
2-Chloroethylvinyl Ether	ND		0.055	ND		0.029	ND		0.027	ND		0.590
cis-1,3-Dichloropropene	ND		0.055	ND		0.029	ND		0.027	ND		0.590
Toluene	ND		0.055	ND		0.029	ND		0.027	ND		0.590
trans-1,3-Dichloropropene	ND		0.055	ND		0.029	ND		0.027	ND		0.590
1,1,2-Trichloroethane	ND		0.055	ND		0.029	ND		0.027	ND		0.590
Tetrachloroethene	ND		0.055	ND		0.029	ND		0.027	ND		0.590
Dibromochloromethane	ND		0.055	ND		0.029	ND		0.027	ND		0.590
Chlorobenzene	ND		0.055	ND		0.029	ND		0.027	ND		0.590
Ethylbenzene	0.173		0.055	0.048		0.029	ND		0.027	0.588	J	0.590
Total Xylenes	1.37		0.055	0.460		0.029	0.041		0.027	5.17		0.590
Bromoform	ND		0.055	ND		0.029	ND		0.027	ND		0.590
1,1,2,2-Tetrachloroethane	ND		0.055	ND		0.029	ND		0.027	ND		0.590
1,3-Dichlorobenzene	0.075		0.055	0.220		0.029	0.014	J	0.027	0.454	J	0.590
1,4-Dichlorobenzene	0.287		0.055	0.366		0.029	0.020	J	0.027	1.30		0.590
1,2-Dichlorobenzene	0.363		0.055	0.277		0.029	ND		0.027	2.61		0.590
1,2,4-Trichlorobenzene	2.08		0.055	0.707		0.029	0.022	J	0.027	21.9		0.590
Naphthalene	1.86		0.055	0.880		0.029	0.738		0.027	14.2		0.590
TOTAL VO's:	6.21			2.96			0.834	J		46.2	J	
TOTAL TIC's:	12.8			3.97			5.19			181		
TOTAL VO's & TIC's:	19.0			6.93			6.02	J		227	J	

ND = Analyzed for but Not Detected at the MDL
J = The concentration was detected at a value below the MDL
All qualifiers on individual Volatiles & Semivolatiles are carried down through summation.

INTEGRATED ANALYTICAL LABORATORIES, LLC.

SUMMARY REPORT
Client: The Whitman Companies, Inc.
Project: DEXTER CHEMICAL - 97-09-10
Lab Case No.: E03-09114

Lab ID:	09114-005			09114-006			09114-007			09114-008		
Client ID:	AISB-10B			AISB-10C			AISB-11A			AISB-11B		
Depth:	10.5/11			14.5/15			7.5/8			10.5/11		
Matrix:	Soil			Soil			Soil			Soil		
Sampled Date	10/9/03			10/9/03			10/9/03			10/9/03		
PARAMETER(Units)	Conc	Q	MDL	Conc	Q	MDL	Conc	Q	MDL	Conc	Q	MDL
Volatiles Special List (mg/Kg-ppm)												
Chloromethane	ND		0.579	ND		0.029	ND		0.00565	ND		0.00565
Vinyl Chloride	ND		0.579	ND		0.029	ND		0.00565	ND		0.00565
Bromomethane	ND		0.579	ND		0.029	ND		0.00565	ND		0.00565
Chloroethane	ND		0.579	ND		0.029	ND		0.00565	ND		0.00565
Trichlorofluoromethane	ND		0.579	ND		0.029	ND		0.00565	ND		0.00565
Acrolein	ND		2.90	ND		0.058	ND		0.011	ND		0.011
1,1-Dichloroethene	ND		0.579	ND		0.029	ND		0.00565	ND		0.00565
Methylene Chloride	ND		0.579	ND		0.029	ND		0.00565	ND		0.00565
Acrylonitrile	ND		2.90	ND		0.058	ND		0.011	ND		0.011
trans-1,2-Dichloroethene	ND		0.579	ND		0.029	ND		0.00565	ND		0.00565
1,1-Dichloroethane	ND		0.579	ND		0.029	ND		0.00565	ND		0.00565
cis-1,2-Dichloroethene	ND		0.579	0.030		0.029	ND		0.00565	ND		0.00565
Chloroform	ND		0.579	ND		0.029	ND		0.00565	ND		0.00565
1,1,1-Trichloroethane	ND		0.579	ND		0.029	ND		0.00565	ND		0.00565
Carbon Tetrachloride	ND		0.579	ND		0.029	ND		0.00565	ND		0.00565
1,2-Dichloroethane(EDC)	ND		0.579	ND		0.029	ND		0.00565	ND		0.00565
Benzene	ND		0.290	ND		0.029	ND		0.00565	ND		0.00565
Trichloroethene	ND		0.579	ND		0.029	ND		0.00565	ND		0.00565
1,2-Dichloropropane	ND		0.579	ND		0.029	ND		0.00565	ND		0.00565
Bromodichloromethane	ND		0.579	ND		0.029	ND		0.00565	ND		0.00565
2-Chloroethylvinyl Ether	ND		0.579	ND		0.029	ND		0.00565	ND		0.00565
cis-1,3-Dichloropropene	ND		0.579	ND		0.029	ND		0.00565	ND		0.00565
Toluene	ND		0.579	ND		0.029	ND		0.00565	ND		0.00565
trans-1,3-Dichloropropene	ND		0.579	ND		0.029	ND		0.00565	ND		0.00565
1,1,2-Trichloroethane	ND		0.579	ND		0.029	ND		0.00565	ND		0.00565
Tetrachloroethene	ND		0.579	ND		0.029	ND		0.00565	ND		0.00565
Dibromochloromethane	ND		0.579	ND		0.029	ND		0.00565	ND		0.00565
Chlorobenzene	ND		0.579	ND		0.029	ND		0.00565	ND		0.00565
Ethylbenzene	ND		0.579	ND		0.029	ND		0.00565	ND		0.00565
Total Xylenes	2.93		0.579	0.042		0.029	ND		0.00565	ND		0.00565
Bromoform	ND		0.579	ND		0.029	ND		0.00565	ND		0.00565
1,1,2,2-Tetrachloroethane	ND		0.579	ND		0.029	ND		0.00565	ND		0.00565
1,3-Dichlorobenzene	ND		0.579	0.00907	J	0.029	ND		0.00565	ND		0.00565
1,4-Dichlorobenzene	1.22		0.579	0.052		0.029	ND		0.00565	ND		0.00565
1,2-Dichlorobenzene	2.31		0.579	0.139		0.029	ND		0.00565	ND		0.00565
1,2,4-Trichlorobenzene	32.2		0.579	1.14		0.029	ND		0.00565	ND		0.00565
Naphthalene	5.71		0.579	0.627		0.029	ND		0.00565	0.00362	J	0.00565
TOTAL VO's:	44.4			2.04	J		ND			0.00362	J	
TOTAL TIC's:	79.9			3.43			ND			0.036		
TOTAL VO's & TIC's:	124			5.47	J		ND			0.040	J	

ND = Analyzed for but Not Detected at the MDL
J = The concentration was detected at a value below the MDL
All qualifiers on individual Volatiles & Semivolatiles are carried down through summation.

INTEGRATED ANALYTICAL LABORATORIES, LLC.

SUMMARY REPORT
Client: The Whitman Companies, Inc.
Project: DEXTER CHEMICAL - 97-09-10
Lab Case No.: E03-09114

Lab ID:	09114-009			09114-010			09114-011			09114-012		
Client ID:	AISB-11C			AISB-12A			AISB-12B			AISB-12C		
Depth:	14.5/15			7.5/8			10.5/11			14.5/15		
Matrix:	Soil			Soil			Soil			Soil		
Sampled Date	10/9/03			10/9/03			10/9/03			10/9/03		
PARAMETER(Units)	Conc	Q	MDL	Conc	Q	MDL	Conc	Q	MDL	Conc	Q	MDL
Volatiles Special List (mg/Kg-ppm)												
Chloromethane	ND		0.00655	ND		0.00595	ND		0.00585	ND		0.00715
Vinyl Chloride	ND		0.00655	ND		0.00595	ND		0.00585	ND		0.00715
Bromomethane	ND		0.00655	ND		0.00595	ND		0.00585	ND		0.00715
Chloroethane	ND		0.00655	ND		0.00595	ND		0.00585	ND		0.00715
Trichlorofluoromethane	ND		0.00655	ND		0.00595	ND		0.00585	ND		0.00715
Acrolein	ND		0.013	ND		0.012	ND		0.012	ND		0.014
1,1-Dichloroethene	ND		0.00655	ND		0.00595	ND		0.00585	ND		0.00715
Methylene Chloride	ND		0.00655	ND		0.00595	ND		0.00585	ND		0.00715
Acrylonitrile	ND		0.013	ND		0.012	ND		0.012	ND		0.014
trans-1,2-Dichloroethene	ND		0.00655	ND		0.00595	ND		0.00585	ND		0.00715
1,1-Dichloroethane	ND		0.00655	ND		0.00595	ND		0.00585	ND		0.00715
cis-1,2-Dichloroethene	ND		0.00655	ND		0.00595	ND		0.00585	ND		0.00715
Chloroform	ND		0.00655	ND		0.00595	ND		0.00585	ND		0.00715
1,1,1-Trichloroethane	ND		0.00655	ND		0.00595	ND		0.00585	ND		0.00715
Carbon Tetrachloride	ND		0.00655	ND		0.00595	ND		0.00585	ND		0.00715
1,2-Dichloroethane(EDC)	ND		0.00655	ND		0.00595	ND		0.00585	ND		0.00715
Benzene	ND		0.00655	ND		0.00595	ND		0.00585	ND		0.00715
Trichloroethene	ND		0.00655	ND		0.00595	ND		0.00585	ND		0.00715
1,2-Dichloropropane	ND		0.00655	ND		0.00595	ND		0.00585	ND		0.00715
Bromodichloromethane	ND		0.00655	ND		0.00595	ND		0.00585	ND		0.00715
2-Chloroethylvinyl Ether	ND		0.00655	ND		0.00595	ND		0.00585	ND		0.00715
cis-1,3-Dichloropropene	ND		0.00655	ND		0.00595	ND		0.00585	ND		0.00715
Toluene	ND		0.00655	ND		0.00595	ND		0.00585	ND		0.00715
trans-1,3-Dichloropropene	ND		0.00655	ND		0.00595	ND		0.00585	ND		0.00715
1,1,2-Trichloroethane	ND		0.00655	ND		0.00595	ND		0.00585	ND		0.00715
Tetrachloroethene	ND		0.00655	ND		0.00595	ND		0.00585	ND		0.00715
Dibromochloromethane	ND		0.00655	ND		0.00595	ND		0.00585	ND		0.00715
Chlorobenzene	ND		0.00655	ND		0.00595	ND		0.00585	ND		0.00715
Ethylbenzene	ND		0.00655	ND		0.00595	ND		0.00585	ND		0.00715
Total Xylenes	ND		0.00655	ND		0.00595	ND		0.00585	ND		0.00715
Bromoform	ND		0.00655	ND		0.00595	ND		0.00585	ND		0.00715
1,1,2,2-Tetrachloroethane	ND		0.00655	ND		0.00595	ND		0.00585	ND		0.00715
1,3-Dichlorobenzene	ND		0.00655	ND		0.00595	ND		0.00585	ND		0.00715
1,4-Dichlorobenzene	ND		0.00655	ND		0.00595	ND		0.00585	ND		0.00715
1,2-Dichlorobenzene	ND		0.00655	ND		0.00595	ND		0.00585	ND		0.00715
1,2,4-Trichlorobenzene	ND		0.00655	ND		0.00595	ND		0.00585	ND		0.00715
Naphthalene	ND		0.00655	ND		0.00595	ND		0.00585	ND		0.00715
TOTAL VO's:	ND			ND			ND			ND		
TOTAL TIC's:	ND			ND			0.114			ND		
TOTAL VO's & TIC's:	ND			ND			0.114			ND		

ND = Analyzed for but Not Detected at the MDL

INTEGRATED ANALYTICAL LABORATORIES, LLC.

SUMMARY REPORT
Client: The Whitman Companies, Inc.
Project: DEXTER CHEMICAL - 97-09-10
Lab Case No.: E03-09114

	Lab ID:	09114-013			09114-014			09114-015			09114-016		
	Client ID:	AISB-13A			AISB-13B			AISB-13C			AISB-4D		
	Depth:	7.5/8			10.5/11			14.5/15			15.5/16		
	Matrix:	Soil			Soil			Soil			Soil		
	Sampled Date	10/9/03			10/9/03			10/9/03			10/9/03		
PARAMETER(Units)		Conc	Q	MDL	Conc	Q	MDL	Conc	Q	MDL	Conc	Q	MDL
Volatiles Special List (mg/Kg-ppm)													
Chloromethane		ND		0.00555	ND		0.0059	ND		0.0064	ND		0.00605
Vinyl Chloride		ND		0.00555	ND		0.0059	ND		0.0064	ND		0.00605
Bromomethane		ND		0.00555	ND		0.0059	ND		0.0064	ND		0.00605
Chloroethane		ND		0.00555	ND		0.0059	ND		0.0064	ND		0.00605
Trichlorofluoromethane		ND		0.00555	ND		0.0059	ND		0.0064	ND		0.00605
Acrolein		ND		0.011	ND		0.012	ND		0.013	ND		0.012
1,1-Dichloroethene		ND		0.00555	ND		0.0059	ND		0.0064	ND		0.00605
Methylene Chloride		ND		0.00555	ND		0.0059	ND		0.0064	ND		0.00605
Acrylonitrile		ND		0.011	ND		0.012	ND		0.013	ND		0.012
trans-1,2-Dichloroethene		ND		0.00555	ND		0.0059	ND		0.0064	ND		0.00605
1,1-Dichloroethane		ND		0.00555	ND		0.0059	ND		0.0064	ND		0.00605
cis-1,2-Dichloroethene		ND		0.00555	ND		0.0059	ND		0.0064	ND		0.00605
Chloroform		ND		0.00555	ND		0.0059	ND		0.0064	ND		0.00605
1,1,1-Trichloroethane		ND		0.00555	ND		0.0059	ND		0.0064	ND		0.00605
Carbon Tetrachloride		ND		0.00555	ND		0.0059	ND		0.0064	ND		0.00605
1,2-Dichloroethane(EDC)		ND		0.00555	ND		0.0059	ND		0.0064	ND		0.00605
Benzene		ND		0.00555	ND		0.0059	ND		0.0064	ND		0.00605
Trichloroethene		ND		0.00555	ND		0.0059	ND		0.0064	ND		0.00605
1,2-Dichloropropane		ND		0.00555	ND		0.0059	ND		0.0064	ND		0.00605
Bromodichloromethane		ND		0.00555	ND		0.0059	ND		0.0064	ND		0.00605
2-Chloroethylvinyl Ether		ND		0.00555	ND		0.0059	ND		0.0064	ND		0.00605
cis-1,3-Dichloropropene		ND		0.00555	ND		0.0059	ND		0.0064	ND		0.00605
Toluene		ND		0.00555	ND		0.0059	ND		0.0064	ND		0.00605
trans-1,3-Dichloropropene		ND		0.00555	ND		0.0059	ND		0.0064	ND		0.00605
1,1,2-Trichloroethane		ND		0.00555	ND		0.0059	ND		0.0064	ND		0.00605
Tetrachloroethene		ND		0.00555	ND		0.0059	ND		0.0064	ND		0.00605
Dibromochloromethane		ND		0.00555	ND		0.0059	ND		0.0064	ND		0.00605
Chlorobenzene		ND		0.00555	0.00991		0.0059	ND		0.0064	ND		0.00605
Ethylbenzene		ND		0.00555	ND		0.0059	ND		0.0064	ND		0.00605
Total Xylenes		ND		0.00555	ND		0.0059	0.0022	J	0.0064	ND		0.00605
Bromoform		ND		0.00555	ND		0.0059	ND		0.0064	ND		0.00605
1,1,2,2-Tetrachloroethane		ND		0.00555	ND		0.0059	ND		0.0064	ND		0.00605
1,3-Dichlorobenzene		ND		0.00555	0.00321	J	0.0059	ND		0.0064	ND		0.00605
1,4-Dichlorobenzene		ND		0.00555	0.00263	J	0.0059	ND		0.0064	ND		0.00605
1,2-Dichlorobenzene		ND		0.00555	ND		0.0059	ND		0.0064	ND		0.00605
1,2,4-Trichlorobenzene		ND		0.00555	ND		0.0059	ND		0.0064	ND		0.00605
Naphthalene		ND		0.00555	ND		0.0059	ND		0.0064	ND		0.00605
TOTAL VO's:		ND			0.016	J		0.0022	J		ND		
TOTAL TIC's:		ND			0.319			0.135			0.018		
TOTAL VO's & TIC's:		ND			0.335	J		0.137	J		0.018		

ND = Analyzed for but Not Detected at the MDL
J = The concentration was detected at a value below the MDL
All qualifiers on individual Volatiles & Semivolatiles are carried down through summation.

INTEGRATED ANALYTICAL LABORATORIES, LLC.

SUMMARY REPORT
Client: The Whitman Companies, Inc.
Project: DEXTER CHEMICAL - 97-09-10
Lab Case No.: E03-09114

	Lab ID:	09114-017			09114-018		
	Client ID:	AISB-5D			AISB-5E		
	Depth:	13/13.5			14.5/15		
	Matrix:	Soil			Soil		
	Sampled Date	10/9/03			10/9/03		
PARAMETER(Units)		Conc	Q	MDL	Conc	Q	MDL
Volatiles Special List (mg/Kg-ppm)							
Chloromethane		ND		0.0066	ND		0.00595
Vinyl Chloride		ND		0.0066	ND		0.00595
Bromomethane		ND		0.0066	ND		0.00595
Chloroethane		ND		0.0066	ND		0.00595
Trichlorofluoromethane		ND		0.0066	ND		0.00595
Acrolein		ND		0.013	ND		0.012
1,1-Dichloroethene		ND		0.0066	ND		0.00595
Methylene Chloride		ND		0.0066	ND		0.00595
Acrylonitrile		ND		0.013	ND		0.012
trans-1,2-Dichloroethene		ND		0.0066	ND		0.00595
1,1-Dichloroethane		ND		0.0066	ND		0.00595
cis-1,2-Dichloroethene		ND		0.0066	ND		0.00595
Chloroform		ND		0.0066	ND		0.00595
1,1,1-Trichloroethane		ND		0.0066	ND		0.00595
Carbon Tetrachloride		ND		0.0066	ND		0.00595
1,2-Dichloroethane(EDC)		ND		0.0066	ND		0.00595
Benzene		ND		0.0066	ND		0.00595
Trichloroethene		ND		0.0066	ND		0.00595
1,2-Dichloropropane		ND		0.0066	ND		0.00595
Bromodichloromethane		ND		0.0066	ND		0.00595
2-Chloroethylvinyl Ether		ND		0.0066	ND		0.00595
cis-1,3-Dichloropropene		ND		0.0066	ND		0.00595
Toluene		ND		0.0066	ND		0.00595
trans-1,3-Dichloropropene		ND		0.0066	ND		0.00595
1,1,2-Trichloroethane		ND		0.0066	ND		0.00595
Tetrachloroethene		ND		0.0066	ND		0.00595
Dibromochloromethane		ND		0.0066	ND		0.00595
Chlorobenzene		ND		0.0066	ND		0.00595
Ethylbenzene		ND		0.0066	ND		0.00595
Total Xylenes		ND		0.0066	ND		0.00595
Bromoform		ND		0.0066	ND		0.00595
1,1,2,2-Tetrachloroethane		ND		0.0066	ND		0.00595
1,3-Dichlorobenzene		ND		0.0066	ND		0.00595
1,4-Dichlorobenzene		ND		0.0066	ND		0.00595
1,2-Dichlorobenzene		ND		0.0066	ND		0.00595
1,2,4-Trichlorobenzene		ND		0.0066	ND		0.00595
Naphthalene		ND		0.0066	ND		0.00595
TOTAL VO's:		ND			ND		
TOTAL TIC's:		ND			ND		
TOTAL VO's & TIC's:		ND			ND		

ND = Analyzed for but Not Detected at the MDL
J = The concentration was detected at a value below the MDL
All qualifiers on individual Volatiles & Semivolatiles are carried down through summation.

INTEGRATED ANALYTICAL LABORATORIES

VOLATILE ORGANICS

Client/Project: WHITMAN/DEXTER CHE

Lab ID: 09114-001
Client ID: AISB-9A/7-7.5
Date Received: 10/11/2003
Date Analyzed: 10/15/2003
Data file: I7469.D

GC/MS Column: DB-624
Sample wt/vol: 0.5g
Matrix-Units: Soil-mg/Kg (ppm)
Dilution Factor: 10
% Moisture: 9.2

Compound	Concentration	Q	MDL
Chloromethane	ND		0.055
Vinyl Chloride	ND		0.055
Bromomethane	ND		0.055
Chloroethane	ND		0.055
Trichlorofluoromethane	ND		0.055
Acrolein	ND		0.110
1,1-Dichloroethene	ND		0.055
Methylene Chloride	ND		0.055
Acrylonitrile	ND		0.110
trans-1,2-Dichloroethene	ND		0.055
1,1-Dichloroethane	ND		0.055
cis-1,2-Dichloroethene	ND		0.055
Chloroform	ND		0.055
1,1,1-Trichloroethane	ND		0.055
Carbon Tetrachloride	ND		0.055
1,2-Dichloroethane(EDC)	ND		0.055
Benzene	ND		0.055
Trichloroethene	ND		0.055
1,2-Dichloropropane	ND		0.055
Bromodichloromethane	ND		0.055
2-Chloroethylvinyl Ether	ND		0.055
cis-1,3-Dichloropropene	ND		0.055
Toluene	ND		0.055
trans-1,3-Dichloropropene	ND		0.055
1,1,2-Trichloroethane	ND		0.055
Tetrachloroethene	ND		0.055
Dibromochloromethane	ND		0.055
Chlorobenzene	ND		0.055
Ethylbenzene	0.173		0.055
Total Xylenes	1.37		0.055
Bromoform	ND		0.055
1,1,2,2-Tetrachloroethane	ND		0.055
1,3-Dichlorobenzene	0.075		0.055
1,4-Dichlorobenzene	0.287		0.055
1,2-Dichlorobenzene	0.363		0.055
1,2,4-Trichlorobenzene	2.08		0.055
Naphthalene	1.86		0.055

Total Target Compounds: 6.21

INTEGRATED ANALYTICAL LABORATORIES

VOLATILE ORGANICS

Tentatively Identified Compounds

Client/Project: WHITMAN/DEXTER CIIE

Lab ID: 09114-001
Client ID: AISB-9A/7-7.5
Date Received: 10/11/2003
Date Analyzed: 10/15/2003
Date File: I7469.D

GC/MS Column: DB-624
Sample wt/vol: 0.5g
Matrix-Units: Soil-mg/Kg (ppm)
Dilution Factor: 10
% Moisture: 9.2

CAS #	Compound	Estimated Concentration	Retention Time
	Unknown alkane	0.942	16.91
	Unknown alkane	2.46	17.64
	Substituted benzene	0.898	18.05
	Unknown alkane	0.773	18.19
	Unknown alkane	2.42	18.31
	Substituted benzene	1.00	18.80
	Substituted benzene	1.24	18.90
	Substituted benzene	1.28	19.50
	Unknown alkane	0.947	19.63
	Substituted benzene	0.875	20.12

Total TICs = 12.8

INTEGRATED ANALYTICAL LABORATORIES

VOLATILE ORGANICS

Client/Project: WHITMAN/DEXTER CHE

Lab ID: 09114-002
Client ID: AISB-9B/9.5-10
Date Received: 10/11/2003
Date Analyzed: 10/15/2003
Data file: I7466.D

GC/MS Column: DB-624
Sample wt/vol: 1g
Matrix-Units: Soil-mg/Kg (ppm)
Dilution Factor: 5
% Moisture: 14.5

Compound	Concentration	Q	MDL
Chloromethane	ND		0.029
Vinyl Chloride	ND		0.029
Bromomethane	ND		0.029
Chloroethane	ND		0.029
Trichlorofluoromethane	ND		0.029
Acrolein	ND		0.058
1,1-Dichloroethene	ND		0.029
Methylene Chloride	ND		0.029
Acrylonitrile	ND		0.058
trans-1,2-Dichloroethene	ND		0.029
1,1-Dichloroethane	ND		0.029
cis-1,2-Dichloroethene	ND		0.029
Chloroform	ND		0.029
1,1,1-Trichloroethane	ND		0.029
Carbon Tetrachloride	ND		0.029
1,2-Dichloroethane(EDC)	ND		0.029
Benzene	ND		0.029
Trichloroethene	ND		0.029
1,2-Dichloropropane	ND		0.029
Bromodichloromethane	ND		0.029
2-Chloroethylvinyl Ether	ND		0.029
cis-1,3-Dichloropropene	ND		0.029
Toluene	ND		0.029
trans-1,3-Dichloropropene	ND		0.029
1,1,2-Trichloroethane	ND		0.029
Tetrachloroethene	ND		0.029
Dibromochloromethane	ND		0.029
Chlorobenzene	ND		0.029
Ethylbenzene	0.048		0.029
Total Xylenes	0.460		0.029
Bromoform	ND		0.029
1,1,2,2-Tetrachloroethane	ND		0.029
1,3-Dichlorobenzene	0.220		0.029
1,4-Dichlorobenzene	0.366		0.029
1,2-Dichlorobenzene	0.277		0.029
1,2,4-Trichlorobenzene	0.707		0.029
Naphthalene	0.880		0.029

Total Target Compounds: 2.96

INTEGRATED ANALYTICAL LABORATORIES

VOLATILE ORGANICS
Tentatively Identified Compounds

Client/Project: WHITMAN/DEXTER CHE

Lab ID: 09114-002
Client ID: AISB-9B/9.5-10
Date Received: 10/11/2003
Date Analyzed: 10/15/2003
Date File: I7466.D

GC/MS Column: DB-624
Sample wt/vol: 1g
Matrix-Units: Soil-mg/Kg (ppm)
Dilution Factor: 5
% Moisture: 14.5

CAS #	Compound	Estimated Concentration	Retention Time
	Substituted benzene	0.205	17.44
	Substituted benzene	0.291	18.32
	Substituted benzene	0.219	18.39
	Substituted benzene	0.508	18.77
	Substituted benzene	0.592	18.89
	Substituted benzene	0.172	19.30
	Substituted benzene	0.373	19.42
	Substituted benzene	0.917	19.49
	Substituted benzene	0.214	19.87
	Substituted benzene	0.477	20.09

Total TICs = 3.97

INTEGRATED ANALYTICAL LABORATORIES

VOLATILE ORGANICS

Client/Project: WHITMAN/DEXTER CHE

Lab ID: 09114-003
Client ID: AISB-9C/14.5-15
Date Received: 10/11/2003
Date Analyzed: 10/15/2003
Data file: I7467.D

GC/MS Column: DB-624
Sample wt/vol: 1g
Matrix-Units: Soil-mg/Kg (ppm)
Dilution Factor: 5
% Moisture: 8.3

Compound	Concentration	Q	MDL
Chloromethane	ND		0.027
Vinyl Chloride	ND		0.027
Bromomethane	ND		0.027
Chloroethane	ND		0.027
Trichlorofluoromethane	ND		0.027
Acrolein	ND		0.054
1,1-Dichloroethene	ND		0.027
Methylene Chloride	ND		0.027
Acrylonitrile	ND		0.054
trans-1,2-Dichloroethene	ND		0.027
1,1-Dichloroethane	ND		0.027
cis-1,2-Dichloroethene	ND		0.027
Chloroform	ND		0.027
1,1,1-Trichloroethane	ND		0.027
Carbon Tetrachloride	ND		0.027
1,2-Dichloroethane(EDC)	ND		0.027
Benzene	ND		0.027
Trichloroethene	ND		0.027
1,2-Dichloropropane	ND		0.027
Bromodichloromethane	ND		0.027
2-Chloroethylvinyl Ether	ND		0.027
cis-1,3-Dichloropropene	ND		0.027
Toluene	ND		0.027
trans-1,3-Dichloropropene	ND		0.027
1,1,2-Trichloroethane	ND		0.027
Tetrachloroethene	ND		0.027
Dibromochloromethane	ND		0.027
Chlorobenzene	ND		0.027
Ethylbenzene	ND		0.027
Total Xylenes	0.041		0.027
Bromoform	ND		0.027
1,1,2,2-Tetrachloroethane	ND		0.027
1,3-Dichlorobenzene	0.014	J	0.027
1,4-Dichlorobenzene	0.020	J	0.027
1,2-Dichlorobenzene	ND		0.027
1,2,4-Trichlorobenzene	0.022	J	0.027
Naphthalene	0.738		0.027
Total Target Compounds:	0.834	J	

INTEGRATED ANALYTICAL LABORATORIES

VOLATILE ORGANICS

Tentatively Identified Compounds

Client/Project: WHITMAN/DEXTER CHE

Lab ID: 09114-003
Client ID: AISB-9C/14.5-15
Date Received: 10/11/2003
Date Analyzed: 10/15/2003
Date File: I7467.D

GC/MS Column: DB-624
Sample wt/vol: 1g
Matrix-Units: Soil-mg/Kg (ppm)
Dilution Factor: 5
% Moisture: 8.3

CAS #	Compound	Estimated Concentration	Retention Time
	Substituted benzene	0.323	18.32
	Substituted benzene	0.502	18.41
	Substituted benzene	0.629	18.79
	Substituted benzene	0.764	18.90
	Substituted benzene	0.241	19.30
	Substituted benzene	0.419	19.43
	Substituted benzene	0.875	19.50
	Substituted benzene	0.303	19.89
	Substituted benzene	0.743	20.11
	Substituted benzene	0.391	20.65

Total TICs = 5.19

INTEGRATED ANALYTICAL LABORATORIES

VOLATILE ORGANICS

Client/Project: WHITMAN/DEXTER CHE

Lab ID: 09114-004
Client ID: AISB-10A/7-7.5
Date Received: 10/11/2003
Date Analyzed: 10/17/2003
Data file: F6918.D

GC/MS Column: DB-624
Sample wt/vol: 0.025g
Matrix-Units: Soil-mg/Kg (ppm)
Dilution Factor: 200
% Moisture: 15.2

Compound	Concentration	Q	MDL
Chloromethane	ND		0.590
Vinyl Chloride	ND		0.590
Bromomethane	ND		0.590
Chloroethane	ND		0.590
Trichlorofluoromethane	ND		0.590
Acrolein	ND		1.18
1,1-Dichloroethene	ND		0.590
Methylene Chloride	ND		0.590
Acrylonitrile	ND		1.18
trans-1,2-Dichloroethene	ND		0.590
1,1-Dichloroethane	ND		0.590
cis-1,2-Dichloroethene	ND		0.590
Chloroform	ND		0.590
1,1,1-Trichloroethane	ND		0.590
Carbon Tetrachloride	ND		0.590
1,2-Dichloroethane(EDC)	ND		0.590
Benzene	ND		0.590
Trichloroethene	ND		0.590
1,2-Dichloropropane	ND		0.590
Bromodichloromethane	ND		0.590
2-Chloroethylvinyl Ether	ND		0.590
cis-1,3-Dichloropropene	ND		0.590
Toluene	ND		0.590
trans-1,3-Dichloropropene	ND		0.590
1,1,2-Trichloroethane	ND		0.590
Tetrachloroethene	ND		0.590
Dibromochloromethane	ND		0.590
Chlorobenzene	ND		0.590
Ethylbenzene	0.588	J	0.590
Total Xylenes	5.17		0.590
Bromoform	ND		0.590
1,1,2,2-Tetrachloroethane	ND		0.590
1,3-Dichlorobenzene	0.454	J	0.590
1,4-Dichlorobenzene	1.30		0.590
1,2-Dichlorobenzene	2.61		0.590
1,2,4-Trichlorobenzene	21.9		0.590
Naphthalene	14.2		0.590
Total Target Compounds:	46.2	J	

INTEGRATED ANALYTICAL LABORATORIES

VOLATILE ORGANICS

Tentatively Identified Compounds

Client/Project: WHITMAN/DEXTER CHE

Lab ID: 09114-004
Client ID: AISB-10A/7-7.5
Date Received: 10/11/2003
Date Analyzed: 10/17/2003
Date File: F6918.D

GC/MS Column: DB-624
Sample wt/vol: 0.025g
Matrix-Units: Soil-mg/Kg (ppm)
Dilution Factor: 200
% Moisture: 15.2

CAS #	Compound	Estimated Concentration	Retention Time
	Substituted benzene	5.87	18.67
	Unknown alkane	43.4	18.95
	Unknown alkane	42.4	19.88
	Substituted benzene	11.7	20.54
	Substituted benzene	13.4	20.69
	Substituted benzene	10.4	21.42
	Substituted benzene	15.2	21.53
	Unknown alkane	15.1	21.75
	Substituted benzene	6.13	22.01
	Substituted benzene	17.0	22.31

Total TICs = 181

INTEGRATED ANALYTICAL LABORATORIES

VOLATILE ORGANICS

Client/Project: WHITMAN/DEXTER CHE

Lab ID: 09114-005
Client ID: AISB-10B/10.5-11
Date Received: 10/11/2003
Date Analyzed: 10/17/2003
Data file: F6919.D

GC/MS Column: DB-624
Sample wt/vol: 0.01g
Matrix-Units: Soil-mg/Kg (ppm)
Dilution Factor: 500
% Moisture: 13.7

Compound	Concentration	Q	MDL
Chloromethane	ND		0.579
Vinyl Chloride	ND		0.579
Bromomethane	ND		0.579
Chloroethane	ND		0.579
Trichlorofluoromethane	ND		0.579
Acrolein	ND		2.90
1,1-Dichloroethene	ND		0.579
Methylene Chloride	ND		0.579
Acrylonitrile	ND		2.90
trans-1,2-Dichloroethene	ND		0.579
1,1-Dichloroethane	ND		0.579
cis-1,2-Dichloroethene	ND		0.579
Chloroform	ND		0.579
1,1,1-Trichloroethane	ND		0.579
Carbon Tetrachloride	ND		0.579
1,2-Dichloroethane(EDC)	ND		0.579
Benzene	ND		0.290
Trichloroethene	ND		0.579
1,2-Dichloropropane	ND		0.579
Bromodichloromethane	ND		0.579
2-Chloroethylvinyl Ether	ND		0.579
cis-1,3-Dichloropropene	ND		0.579
Toluene	ND		0.579
trans-1,3-Dichloropropene	ND		0.579
1,1,2-Trichloroethane	ND		0.579
Tetrachloroethene	ND		0.579
Dibromochloromethane	ND		0.579
Chlorobenzene	ND		0.579
Ethylbenzene	ND		0.579
Total Xylenes	2.93		0.579
Bromoform	ND		0.579
1,1,2,2-Tetrachloroethane	ND		0.579
1,3-Dichlorobenzene	ND		0.579
1,4-Dichlorobenzene	1.22		0.579
1,2-Dichlorobenzene	2.31		0.579
1,2,4-Trichlorobenzene	32.2		0.579
Naphthalene	5.71		0.579

Total Target Compounds: 44.4

INTEGRATED ANALYTICAL LABORATORIES

VOLATILE ORGANICS

Tentatively Identified Compounds

Client/Project: WHITMAN/DEXTER CHE

Lab ID: 09114-005
Client ID: AISB-10B/10.5-11
Date Received: 10/11/2003
Date Analyzed: 10/17/2003
Date File: F6919.D

GC/MS Column: DB-624
Sample wt/vol: 0.01g
Matrix-Units: Soil-mg/Kg (ppm)
Dilution Factor: 500
% Moisture: 13.7

CAS #	Compound	Estimated Concentration	Retention Time
	Unknown alkane	13.0	18.94
	Unknown alkane	13.4	19.87
	Unknown alkane	5.27	20.24
	Substituted benzene	6.08	20.53
	Substituted benzene	5.45	20.68
	Substituted benzene	5.45	21.22
	Substituted benzene	5.04	21.43
	Substituted benzene	8.40	21.53
	Unknown alkane	9.27	21.75
	Substituted benzene	8.52	22.33

Total TICs = 79.9

INTEGRATED ANALYTICAL LABORATORIES

VOLATILE ORGANICS

Client/Project: WHITMAN/DEXTER CHE

Lab ID: 09114-006
Client ID: AISB-10C/14.5-15
Date Received: 10/11/2003
Date Analyzed: 10/15/2003
Data file: I7468.D

GC/MS Column: DB-624
Sample wt/vol: 1g
Matrix-Units: Soil-mg/Kg (ppm)
Dilution Factor: 5
% Moisture: 14.2

Compound	Concentration	Q	MDL
Chloromethane	ND		0.029
Vinyl Chloride	ND		0.029
Bromomethane	ND		0.029
Chloroethane	ND		0.029
Trichlorofluoromethane	ND		0.029
Acrolein	ND		0.058
1,1-Dichloroethene	ND		0.029
Methylene Chloride	ND		0.029
Acrylonitrile	ND		0.058
trans-1,2-Dichloroethene	ND		0.029
1,1-Dichloroethane	ND		0.029
cis-1,2-Dichloroethene	0.030		0.029
Chloroform	ND		0.029
1,1,1-Trichloroethane	ND		0.029
Carbon Tetrachloride	ND		0.029
1,2-Dichloroethane(EDC)	ND		0.029
Benzene	ND		0.029
Trichloroethene	ND		0.029
1,2-Dichloropropane	ND		0.029
Bromodichloromethane	ND		0.029
2-Chloroethylvinyl Ether	ND		0.029
cis-1,3-Dichloropropene	ND		0.029
Toluene	ND		0.029
trans-1,3-Dichloropropene	ND		0.029
1,1,2-Trichloroethane	ND		0.029
Tetrachloroethene	ND		0.029
Dibromochloromethane	ND		0.029
Chlorobenzene	ND		0.029
Ethylbenzene	ND		0.029
Total Xylenes	0.042		0.029
Bromoform	ND		0.029
1,1,2,2-Tetrachloroethane	ND		0.029
1,3-Dichlorobenzene	0.00907	J	0.029
1,4-Dichlorobenzene	0.052		0.029
1,2-Dichlorobenzene	0.139		0.029
1,2,4-Trichlorobenzene	1.14		0.029
Naphthalene	0.627		0.029
Total Target Compounds:	2.04	J	

INTEGRATED ANALYTICAL LABORATORIES

VOLATILE ORGANICS
Tentatively Identified Compounds

Client/Project: WHITMAN/DEXTER CHE

Lab ID: 09114-006
Client ID: AISB-10C/14.5-15
Date Received: 10/11/2003
Date Analyzed: 10/15/2003
Date File: I7468.D

GC/MS Column: DB-624
Sample wt/vol: 1g
Matrix-Units: Soil-mg/Kg (ppm)
Dilution Factor: 5
% Moisture: 14.2

CAS #	Compound	Estimated Concentration	Retention Time
	Unknown alkane	0.526	17.63
	Substituted benzene	0.187	18.06
	Substituted benzene	0.561	18.32
	Substituted benzene	0.341	18.79
	Substituted benzene	0.418	18.91
	Substituted benzene	0.236	19.44
	Substituted benzene	0.448	19.51
	Substituted benzene	0.171	19.89
	Substituted benzene	0.372	20.11
	Substituted benzene	0.172	21.49

Total TICs = 3.43

INTEGRATED ANALYTICAL LABORATORIES

VOLATILE ORGANICS

Client/Project: WHITMAN/DEXTER CHE

Lab ID: 09114-007
Client ID: AISB-11A/7.5-8
Date Received: 10/11/2003
Date Analyzed: 10/15/2003
Data file: 17453.D

GC/MS Column: DB-624
Sample wt/vol: 5g
Matrix-Units: Soil-mg/Kg (ppm)
Dilution Factor: 1
% Moisture: 11.8

Compound	Concentration	Q	MDL
Chloromethane	ND		0.00565
Vinyl Chloride	ND		0.00565
Bromomethane	ND		0.00565
Chloroethane	ND		0.00565
Trichlorofluoromethane	ND		0.00565
Acrolein	ND		0.011
1,1-Dichloroethene	ND		0.00565
Methylene Chloride	ND		0.00565
Acrylonitrile	ND		0.011
trans-1,2-Dichloroethene	ND		0.00565
1,1-Dichloroethane	ND		0.00565
cis-1,2-Dichloroethene	ND		0.00565
Chloroform	ND		0.00565
1,1,1-Trichloroethane	ND		0.00565
Carbon Tetrachloride	ND		0.00565
1,2-Dichloroethane(EDC)	ND		0.00565
Benzene	ND		0.00565
Trichloroethene	ND		0.00565
1,2-Dichloropropane	ND		0.00565
Bromodichloromethane	ND		0.00565
2-Chloroethylvinyl Ether	ND		0.00565
cis-1,3-Dichloropropene	ND		0.00565
Toluene	ND		0.00565
trans-1,3-Dichloropropene	ND		0.00565
1,1,2-Trichloroethane	ND		0.00565
Tetrachloroethene	ND		0.00565
Dibromochloromethane	ND		0.00565
Chlorobenzene	ND		0.00565
Ethylbenzene	ND		0.00565
Total Xylenes	ND		0.00565
Bromoform	ND		0.00565
1,1,2,2-Tetrachloroethane	ND		0.00565
1,3-Dichlorobenzene	ND		0.00565
1,4-Dichlorobenzene	ND		0.00565
1,2-Dichlorobenzene	ND		0.00565
1,2,4-Trichlorobenzene	ND		0.00565
Naphthalene	ND		0.00565

Total Target Compounds: 0

INTEGRATED ANALYTICAL LABORATORIES

VOLATILE ORGANICS
Tentatively Identified Compounds

Client/Project: WHITMAN/DEXTER CHE

Lab ID: 09114-007
Client ID: AISB-11A/7.5-8
Date Received: 10/11/2003
Date Analyzed: 10/15/2003
Date File: I7453.D

GC/MS Column: DB-624
Sample wt/vol: 5g
Matrix-Units: Soil-mg/Kg (ppm)
Dilution Factor: 1
% Moisture: 11.8

CAS #	Compound	Estimated Concentration	Retention Time
	No peaks detected		

Total TICs = 0

INTEGRATED ANALYTICAL LABORATORIES

VOLATILE ORGANICS

Client/Project: WHITMAN/DEXTER CHE

Lab ID: 09114-008
Client ID: AISB-11B/10.5-11
Date Received: 10/11/2003
Date Analyzed: 10/15/2003
Data file: I7454.D

GC/MS Column: DB-624
Sample wt/vol: 5g
Matrix-Units: Soil-mg/Kg (ppm)
Dilution Factor: 1
% Moisture: 11.4

Compound	Concentration	Q	MDL
Chloromethane	ND		0.00565
Vinyl Chloride	ND		0.00565
Bromomethane	ND		0.00565
Chloroethane	ND		0.00565
Trichlorofluoromethane	ND		0.00565
Acrolein	ND		0.011
1,1-Dichloroethene	ND		0.00565
Methylene Chloride	ND		0.00565
Acrylonitrile	ND		0.011
trans-1,2-Dichloroethene	ND		0.00565
1,1-Dichloroethane	ND		0.00565
cis-1,2-Dichloroethene	ND		0.00565
Chloroform	ND		0.00565
1,1,1-Trichloroethane	ND		0.00565
Carbon Tetrachloride	ND		0.00565
1,2-Dichloroethane(EDC)	ND		0.00565
Benzene	ND		0.00565
Trichloroethene	ND		0.00565
1,2-Dichloropropane	ND		0.00565
Bromodichloromethane	ND		0.00565
2-Chloroethylvinyl Ether	ND		0.00565
cis-1,3-Dichloropropene	ND		0.00565
Toluene	ND		0.00565
trans-1,3-Dichloropropene	ND		0.00565
1,1,2-Trichloroethane	ND		0.00565
Tetrachloroethene	ND		0.00565
Dibromochloromethane	ND		0.00565
Chlorobenzene	ND		0.00565
Ethylbenzene	ND		0.00565
Total Xylenes	ND		0.00565
Bromoform	ND		0.00565
1,1,2,2-Tetrachloroethane	ND		0.00565
1,3-Dichlorobenzene	ND		0.00565
1,4-Dichlorobenzene	ND		0.00565
1,2-Dichlorobenzene	ND		0.00565
1,2,4-Trichlorobenzene	ND		0.00565
Naphthalene	0.00362	J	0.00565
Total Target Compounds:	0.00362	J	

INTEGRATED ANALYTICAL LABORATORIES

VOLATILE ORGANICS

Tentatively Identified Compounds

Client/Project: WHITMAN/DEXTER CHE

Lab ID: 09114-008
Client ID: AISB-11B/10.5-11
Date Received: 10/11/2003
Date Analyzed: 10/15/2003
Date File: I7454.D

GC/MS Column: DB-624
Sample wt/vol: 5g
Matrix-Units: Soil-mg/Kg (ppm)
Dilution Factor: 1
% Moisture: 11.4

CAS #	Compound	Estimated Concentration	Retention Time
000067-64-1	Acetone	0.036	5.92

Total TICs = 0.036

INTEGRATED ANALYTICAL LABORATORIES

VOLATILE ORGANICS

Client/Project: WHITMAN/DEXTER CHE

Lab ID: 09114-009
Client ID: AISB-11C/14.5-15
Date Received: 10/11/2003
Date Analyzed: 10/15/2003
Data file: I7457.D

GC/MS Column: DB-624
Sample wt/vol: 5g
Matrix-Units: Soil-mg/Kg (ppm)
Dilution Factor: 1
% Moisture: 23.6

Compound	Concentration	Q	MDL
Chloromethane	ND		0.00655
Vinyl Chloride	ND		0.00655
Bromomethane	ND		0.00655
Chloroethane	ND		0.00655
Trichlorofluoromethane	ND		0.00655
Acrolein	ND		0.013
1,1-Dichloroethene	ND		0.00655
Methylene Chloride	ND		0.00655
Acrylonitrile	ND		0.013
trans-1,2-Dichloroethene	ND		0.00655
1,1-Dichloroethane	ND		0.00655
cis-1,2-Dichloroethene	ND		0.00655
Chloroform	ND		0.00655
1,1,1-Trichloroethane	ND		0.00655
Carbon Tetrachloride	ND		0.00655
1,2-Dichloroethane(EDC)	ND		0.00655
Benzene	ND		0.00655
Trichloroethene	ND		0.00655
1,2-Dichloropropane	ND		0.00655
Bromodichloromethane	ND		0.00655
2-Chloroethylvinyl Ether	ND		0.00655
cis-1,3-Dichloropropene	ND		0.00655
Toluene	ND		0.00655
trans-1,3-Dichloropropene	ND		0.00655
1,1,2-Trichloroethane	ND		0.00655
Tetrachloroethene	ND		0.00655
Dibromochloromethane	ND		0.00655
Chlorobenzene	ND		0.00655
Ethylbenzene	ND		0.00655
Total Xylenes	ND		0.00655
Bromoform	ND		0.00655
1,1,2,2-Tetrachloroethane	ND		0.00655
1,3-Dichlorobenzene	ND		0.00655
1,4-Dichlorobenzene	ND		0.00655
1,2-Dichlorobenzene	ND		0.00655
1,2,4-Trichlorobenzene	ND		0.00655
Naphthalene	ND		0.00655

Total Target Compounds: 0

INTEGRATED ANALYTICAL LABORATORIES

VOLATILE ORGANICS
Tentatively Identified Compounds

Client/Project: WHITMAN/DEXTER CHE

Lab ID: 09114-009
Client ID: AISB-11C/14.5-15
Date Received: 10/11/2003
Date Analyzed: 10/15/2003
Data file: I7457.D

GC/MS Column: DB-624
Sample wt/vol: 5g
Matrix-Units: Soil-mg/Kg (ppm)
Dilution Factor: 1
% Moisture: 23.6

CAS #	Compound	Estimated Concentration	Retention Time
	No peaks detected		

Total TICs = 0

INTEGRATED ANALYTICAL LABORATORIES

VOLATILE ORGANICS

Client/Project: WHITMAN/DEXTER CHE

Lab ID: 09114-010
Client ID: AISB-12A/7.5-8
Date Received: 10/11/2003
Date Analyzed: 10/15/2003
Data file: I7456.D

GC/MS Column: DB-624
Sample wt/vol: 5g
Matrix-Units: Soil-mg/Kg (ppm)
Dilution Factor: 1
% Moisture: 16.3

Compound	Concentration	Q	MDL
Chloromethane	ND		0.00595
Vinyl Chloride	ND		0.00595
Bromomethane	ND		0.00595
Chloroethane	ND		0.00595
Trichlorofluoromethane	ND		0.00595
Acrolein	ND		0.012
1,1-Dichloroethene	ND		0.00595
Methylene Chloride	ND		0.00595
Acrylonitrile	ND		0.012
trans-1,2-Dichloroethene	ND		0.00595
1,1-Dichloroethane	ND		0.00595
cis-1,2-Dichloroethene	ND		0.00595
Chloroform	ND		0.00595
1,1,1-Trichloroethane	ND		0.00595
Carbon Tetrachloride	ND		0.00595
1,2-Dichloroethane(EDC)	ND		0.00595
Benzene	ND		0.00595
Trichloroethene	ND		0.00595
1,2-Dichloropropane	ND		0.00595
Bromodichloromethane	ND		0.00595
2-Chloroethylvinyl Ether	ND		0.00595
cis-1,3-Dichloropropene	ND		0.00595
Toluene	ND		0.00595
trans-1,3-Dichloropropene	ND		0.00595
1,1,2-Trichloroethane	ND		0.00595
Tetrachloroethene	ND		0.00595
Dibromochloromethane	ND		0.00595
Chlorobenzene	ND		0.00595
Ethylbenzene	ND		0.00595
Total Xylenes	ND		0.00595
Bromoform	ND		0.00595
1,1,2,2-Tetrachloroethane	ND		0.00595
1,3-Dichlorobenzene	ND		0.00595
1,4-Dichlorobenzene	ND		0.00595
1,2-Dichlorobenzene	ND		0.00595
1,2,4-Trichlorobenzene	ND		0.00595
Naphthalene	ND		0.00595

Total Target Compounds: 0

INTEGRATED ANALYTICAL LABORATORIES

VOLATILE ORGANICS
Tentatively Identified Compounds

Client/Project: WHITMAN/DEXTER CHE

Lab ID: 09114-010
Client ID: AISB-12A/7.5-8
Date Received: 10/11/2003
Date Analyzed: 10/15/2003
Data file: I7456.D

GC/MS Column: DB-624
Sample wt/vol: 5g
Matrix-Units: Soil-mg/Kg (ppm)
Dilution Factor: 1
% Moisture: 16.3

CAS #	Compound	Estimated Concentration	Retention Time
	No peaks detected		

Total TICs = 0

INTEGRATED ANALYTICAL LABORATORIES

VOLATILE ORGANICS

Client/Project: WHITMAN/DEXTER CHE

Lab ID: 09114-011
Client ID: AISB-12B/10.5-11
Date Received: 10/11/2003
Date Analyzed: 10/15/2003
Data file: I7458.D

GC/MS Column: DB-624
Sample wt/vol: 5g
Matrix-Units: Soil-mg/Kg (ppm)
Dilution Factor: 1
% Moisture: 14.2

Compound	Concentration	Q	MDL
Chloromethane	ND		0.00585
Vinyl Chloride	ND		0.00585
Bromomethane	ND		0.00585
Chloroethane	ND		0.00585
Trichlorofluoromethane	ND		0.00585
Acrolein	ND		0.012
1,1-Dichloroethene	ND		0.00585
Methylene Chloride	ND		0.00585
Acrylonitrile	ND		0.012
trans-1,2-Dichloroethene	ND		0.00585
1,1-Dichloroethane	ND		0.00585
cis-1,2-Dichloroethene	ND		0.00585
Chloroform	ND		0.00585
1,1,1-Trichloroethane	ND		0.00585
Carbon Tetrachloride	ND		0.00585
1,2-Dichloroethane(EDC)	ND		0.00585
Benzene	ND		0.00585
Trichloroethene	ND		0.00585
1,2-Dichloropropane	ND		0.00585
Bromodichloromethane	ND		0.00585
2-Chloroethylvinyl Ether	ND		0.00585
cis-1,3-Dichloropropene	ND		0.00585
Toluene	ND		0.00585
trans-1,3-Dichloropropene	ND		0.00585
1,1,2-Trichloroethane	ND		0.00585
Tetrachloroethene	ND		0.00585
Dibromochloromethane	ND		0.00585
Chlorobenzene	ND		0.00585
Ethylbenzene	ND		0.00585
Total Xylenes	ND		0.00585
Bromoform	ND		0.00585
1,1,2,2-Tetrachloroethane	ND		0.00585
1,3-Dichlorobenzene	ND		0.00585
1,4-Dichlorobenzene	ND		0.00585
1,2-Dichlorobenzene	ND		0.00585
1,2,4-Trichlorobenzene	ND		0.00585
Naphthalene	ND		0.00585

Total Target Compounds: 0

INTEGRATED ANALYTICAL LABORATORIES

VOLATILE ORGANICS
Tentatively Identified Compounds

Client/Project: WHITMAN/DEXTER CHE

Lab ID: 09114-011
Client ID: AISB-12B/10.5-11
Date Received: 10/11/2003
Date Analyzed: 10/15/2003
Date File: I7458.D

GC/MS Column: DB-624
Sample wt/vol: 5g
Matrix-Units: Soil-mg/Kg (ppm)
Dilution Factor: 1
% Moisture: 14.2

CAS #	Compound	Estimated Concentration	Retention Time
000067-64-1	Acetone	0.106	5.49
	Unknown alkane	0.00784	19.62

Total TICs = 0.114

INTEGRATED ANALYTICAL LABORATORIES

VOLATILE ORGANICS

Client/Project: WHITMAN/DEXTER CHE

Lab ID: 09114-012
Client ID: AISB-12C/14.5-15
Date Received: 10/11/2003
Date Analyzed: 10/15/2003
Data file: I7459.D

GC/MS Column: DB-624
Sample wt/vol: 5g
Matrix-Units: Soil-mg/Kg (ppm)
Dilution Factor: 1
% Moisture: 30.3

Compound	Concentration	Q	MDL
Chloromethane	ND		0.00715
Vinyl Chloride	ND		0.00715
Bromomethane	ND		0.00715
Chloroethane	ND		0.00715
Trichlorofluoromethane	ND		0.00715
Acrolein	ND		0.014
1,1-Dichloroethene	ND		0.00715
Methylene Chloride	ND		0.00715
Acrylonitrile	ND		0.014
trans-1,2-Dichloroethene	ND		0.00715
1,1-Dichloroethane	ND		0.00715
cis-1,2-Dichloroethene	ND		0.00715
Chloroform	ND		0.00715
1,1,1-Trichloroethane	ND		0.00715
Carbon Tetrachloride	ND		0.00715
1,2-Dichloroethane(EDC)	ND		0.00715
Benzene	ND		0.00715
Trichloroethene	ND		0.00715
1,2-Dichloropropane	ND		0.00715
Bromodichloromethane	ND		0.00715
2-Chloroethylvinyl Ether	ND		0.00715
cis-1,3-Dichloropropene	ND		0.00715
Toluene	ND		0.00715
trans-1,3-Dichloropropene	ND		0.00715
1,1,2-Trichloroethane	ND		0.00715
Tetrachloroethene	ND		0.00715
Dibromochloromethane	ND		0.00715
Chlorobenzene	ND		0.00715
Ethylbenzene	ND		0.00715
Total Xylenes	ND		0.00715
Bromoform	ND		0.00715
1,1,2,2-Tetrachloroethane	ND		0.00715
1,3-Dichlorobenzene	ND		0.00715
1,4-Dichlorobenzene	ND		0.00715
1,2-Dichlorobenzene	ND		0.00715
1,2,4-Trichlorobenzene	ND		0.00715
Naphthalene	ND		0.00715

Total Target Compounds: 0

INTEGRATED ANALYTICAL LABORATORIES

VOLATILE ORGANICS
Tentatively Identified Compounds

Client/Project: WHITMAN/DEXTER CHE

Lab ID: 09114-012
Client ID: AISB-12C/14.5-15
Date Received: 10/11/2003
Date Analyzed: 10/15/2003
Data file: I7459.D

GC/MS Column: DB-624
Sample wt/vol: 5g
Matrix-Units: Soil-mg/Kg (ppm)
Dilution Factor: 1
% Moisture: 30.3

CAS #	Compound	Estimated Concentration	Retention Time
	No peaks detected		

Total TICs = 0

INTEGRATED ANALYTICAL LABORATORIES

VOLATILE ORGANICS

Client/Project: WHITMAN/DEXTER CHE

Lab ID: 09114-013
Client ID: AISB-13A/7.5-8
Date Received: 10/11/2003
Date Analyzed: 10/15/2003
Data file: I7460.D

GC/MS Column: DB-624
Sample wt/vol: 5g
Matrix-Units: Soil-mg/Kg (ppm)
Dilution Factor: 1
% Moisture: 10.1

Compound	Concentration	Q	MDL
Chloromethane	ND		0.00555
Vinyl Chloride	ND		0.00555
Bromomethane	ND		0.00555
Chloroethane	ND		0.00555
Trichlorofluoromethane	ND		0.00555
Acrolein	ND		0.011
1,1-Dichloroethene	ND		0.00555
Methylene Chloride	ND		0.00555
Acrylonitrile	ND		0.011
trans-1,2-Dichloroethene	ND		0.00555
1,1-Dichloroethane	ND		0.00555
cis-1,2-Dichloroethene	ND		0.00555
Chloroform	ND		0.00555
1,1,1-Trichloroethane	ND		0.00555
Carbon Tetrachloride	ND		0.00555
1,2-Dichloroethane(EDC)	ND		0.00555
Benzene	ND		0.00555
Trichloroethene	ND		0.00555
1,2-Dichloropropane	ND		0.00555
Bromodichloromethane	ND		0.00555
2-Chloroethylvinyl Ether	ND		0.00555
cis-1,3-Dichloropropene	ND		0.00555
Toluene	ND		0.00555
trans-1,3-Dichloropropene	ND		0.00555
1,1,2-Trichloroethane	ND		0.00555
Tetrachloroethene	ND		0.00555
Dibromochloromethane	ND		0.00555
Chlorobenzene	ND		0.00555
Ethylbenzene	ND		0.00555
Total Xylenes	ND		0.00555
Bromoform	ND		0.00555
1,1,2,2-Tetrachloroethane	ND		0.00555
1,3-Dichlorobenzene	ND		0.00555
1,4-Dichlorobenzene	ND		0.00555
1,2-Dichlorobenzene	ND		0.00555
1,2,4-Trichlorobenzene	ND		0.00555
Naphthalene	ND		0.00555

Total Target Compounds: 0

INTEGRATED ANALYTICAL LABORATORIES

VOLATILE ORGANICS

Tentatively Identified Compounds

Client/Project: WHITMAN/DEXTER CHE

Lab ID: 09114-013
Client ID: AISB-13A/7.5-8
Date Received: 10/11/2003
Date Analyzed: 10/15/2003
Data file: I7460.D

GC/MS Column: DB-624
Sample wt/vol: 5g
Matrix-Units: Soil-mg/Kg (ppm)
Dilution Factor: 1
% Moisture: 10.1

CAS #	Compound	Estimated Concentration	Retention Time
	No peaks detected		

Total TICs = 0

INTEGRATED ANALYTICAL LABORATORIES

VOLATILE ORGANICS

Client/Project: WHITMAN/DEXTER CHE

Lab ID: 09114-014
Client ID: AISB-13B/10.5-11
Date Received: 10/11/2003
Date Analyzed: 10/15/2003
Data file: I7461.D

GC/MS Column: DB-624
Sample wt/vol: 5g
Matrix-Units: Soil-mg/Kg (ppm)
Dilution Factor: 1
% Moisture: 15.4

Compound	Concentration	Q	MDL
Chloromethane	ND		0.0059
Vinyl Chloride	ND		0.0059
Bromomethane	ND		0.0059
Chloroethane	ND		0.0059
Trichlorofluoromethane	ND		0.0059
Acrolein	ND		0.012
1,1-Dichloroethene	ND		0.0059
Methylene Chloride	ND		0.0059
Acrylonitrile	ND		0.012
trans-1,2-Dichloroethene	ND		0.0059
1,1-Dichloroethane	ND		0.0059
cis-1,2-Dichloroethene	ND		0.0059
Chloroform	ND		0.0059
1,1,1-Trichloroethane	ND		0.0059
Carbon Tetrachloride	ND		0.0059
1,2-Dichloroethane(EDC)	ND		0.0059
Benzene	ND		0.0059
Trichloroethene	ND		0.0059
1,2-Dichloropropane	ND		0.0059
Bromodichloromethane	ND		0.0059
2-Chloroethylvinyl Ether	ND		0.0059
cis-1,3-Dichloropropene	ND		0.0059
Toluene	ND		0.0059
trans-1,3-Dichloropropene	ND		0.0059
1,1,2-Trichloroethane	ND		0.0059
Tetrachloroethene	ND		0.0059
Dibromochloromethane	ND		0.0059
Chlorobenzene	0.00991		0.0059
Ethylbenzene	ND		0.0059
Total Xylenes	ND		0.0059
Bromoform	ND		0.0059
1,1,2,2-Tetrachloroethane	ND		0.0059
1,3-Dichlorobenzene	0.00321	J	0.0059
1,4-Dichlorobenzene	0.00263	J	0.0059
1,2-Dichlorobenzene	ND		0.0059
1,2,4-Trichlorobenzene	ND		0.0059
Naphthalene	ND		0.0059
Total Target Compounds:	0.016	J	

INTEGRATED ANALYTICAL LABORATORIES

VOLATILE ORGANICS

Tentatively Identified Compounds

Client/Project: WIIITMAN/DEXTER CHE

Lab ID: 09114-014
Client ID: AISB-13B/10.5-11
Date Received: 10/11/2003
Date Analyzed: 10/15/2003
Date File: I7461.D

GC/MS Column: DB-624
Sample wt/vol: 5g
Matrix-Units: Soil-mg/Kg (ppm)
Dilution Factor: 1
% Moisture: 15.4

CAS #	Compound	Estimated Concentration	Retention Time
	Unknown aromatic	0.014	18.43
	Substituted benzene	0.016	18.66
	Substituted benzene	0.064	18.91
	Substituted benzene	0.016	19.08
	Substituted benzene	0.017	19.31
	Substituted benzene	0.069	19.43
	Substituted benzene	0.059	20.11
	Substituted benzene	0.021	20.24
	Substituted benzene	0.028	20.65
	Substituted benzene	0.015	20.84

Total TICs = 0.319

INTEGRATED ANALYTICAL LABORATORIES

VOLATILE ORGANICS

Client/Project: WHITMAN/DEXTER CHE

Lab ID: 09114-015
Client ID: AISB-13C/14.5-15
Date Received: 10/11/2003
Date Analyzed: 10/15/2003
Data file: I7462.D

GC/MS Column: DB-624
Sample wt/vol: 5g
Matrix-Units: Soil-mg/Kg (ppm)
Dilution Factor: 1
% Moisture: 21.7

Compound	Concentration	Q	MDL
Chloromethane	ND		0.0064
Vinyl Chloride	ND		0.0064
Bromomethane	ND		0.0064
Chloroethane	ND		0.0064
Trichlorofluoromethane	ND		0.0064
Acrolein	ND		0.013
1,1-Dichloroethene	ND		0.0064
Methylene Chloride	ND		0.0064
Acrylonitrile	ND		0.013
trans-1,2-Dichloroethene	ND		0.0064
1,1-Dichloroethane	ND		0.0064
cis-1,2-Dichloroethene	ND		0.0064
Chloroform	ND		0.0064
1,1,1-Trichloroethane	ND		0.0064
Carbon Tetrachloride	ND		0.0064
1,2-Dichloroethane(EDC)	ND		0.0064
Benzene	ND		0.0064
Trichloroethene	ND		0.0064
1,2-Dichloropropane	ND		0.0064
Bromodichloromethane	ND		0.0064
2-Chloroethylvinyl Ether	ND		0.0064
cis-1,3-Dichloropropene	ND		0.0064
Toluene	ND		0.0064
trans-1,3-Dichloropropene	ND		0.0064
1,1,2-Trichloroethane	ND		0.0064
Tetrachloroethene	ND		0.0064
Dibromochloromethane	ND		0.0064
Chlorobenzene	ND		0.0064
Ethylbenzene	ND		0.0064
Total Xylenes	0.0022	J	0.0064
Bromoform	ND		0.0064
1,1,2,2-Tetrachloroethane	ND		0.0064
1,3-Dichlorobenzene	ND		0.0064
1,4-Dichlorobenzene	ND		0.0064
1,2-Dichlorobenzene	ND		0.0064
1,2,4-Trichlorobenzene	ND		0.0064
Naphthalene	ND		0.0064
Total Target Compounds:	0.0022	J	

INTEGRATED ANALYTICAL LABORATORIES

VOLATILE ORGANICS

Tentatively Identified Compounds

Client/Project: WHITMAN/DEXTER CHE

Lab ID: 09114-015
Client ID: AISB-13C/14.5-15
Date Received: 10/11/2003
Date Analyzed: 10/15/2003
Date File: I7462.D

GC/MS Column: DB-624
Sample wt/vol: 5g
Matrix-Units: Soil-mg/Kg (ppm)
Dilution Factor: 1
% Moisture: 21.7

CAS #	Compound	Estimated Concentration	Retention Time
	Substituted benzene	0.023	18.89
	Substituted benzene	0.022	19.44
	Substituted benzene	0.037	19.50
	Substituted benzene	0.031	20.11
	Substituted benzene	0.016	20.66
	Substituted benzene	0.0073	20.83

Total TICs = 0.135

INTEGRATED ANALYTICAL LABORATORIES

VOLATILE ORGANICS

Client/Project: WHITMAN/DEXTER CHE

Lab ID: 09114-016
Client ID: AISB-AD/15.5-16
Date Received: 10/11/2003
Date Analyzed: 10/15/2003
Data file: I7463.D

GC/MS Column: DB-624
Sample wt/vol: 5g
Matrix-Units: Soil-mg/Kg (ppm)
Dilution Factor: 1
% Moisture: 17.5

Compound	Concentration	Q	MDL
Chloromethane	ND		0.00605
Vinyl Chloride	ND		0.00605
Bromomethane	ND		0.00605
Chloroethane	ND		0.00605
Trichlorofluoromethane	ND		0.00605
Acrolein	ND		0.012
1,1-Dichloroethene	ND		0.00605
Methylene Chloride	ND		0.00605
Acrylonitrile	ND		0.012
trans-1,2-Dichloroethene	ND		0.00605
1,1-Dichloroethane	ND		0.00605
cis-1,2-Dichloroethene	ND		0.00605
Chloroform	ND		0.00605
1,1,1-Trichloroethane	ND		0.00605
Carbon Tetrachloride	ND		0.00605
1,2-Dichloroethane(EDC)	ND		0.00605
Benzene	ND		0.00605
Trichloroethene	ND		0.00605
1,2-Dichloropropane	ND		0.00605
Bromodichloromethane	ND		0.00605
2-Chloroethylvinyl Ether	ND		0.00605
cis-1,3-Dichloropropene	ND		0.00605
Toluene	ND		0.00605
trans-1,3-Dichloropropene	ND		0.00605
1,1,2-Trichloroethane	ND		0.00605
Tetrachloroethene	ND		0.00605
Dibromochloromethane	ND		0.00605
Chlorobenzene	ND		0.00605
Ethylbenzene	ND		0.00605
Total Xylenes	ND		0.00605
Bromoform	ND		0.00605
1,1,2,2-Tetrachloroethane	ND		0.00605
1,3-Dichlorobenzene	ND		0.00605
1,4-Dichlorobenzene	ND		0.00605
1,2-Dichlorobenzene	ND		0.00605
1,2,4-Trichlorobenzene	ND		0.00605
Naphthalene	ND		0.00605

Total Target Compounds: 0

INTEGRATED ANALYTICAL LABORATORIES

VOLATILE ORGANICS

Tentatively Identified Compounds

Client/Project: WHITMAN/DEXTER CHE

Lab ID: 09114-016
Client ID: AISB-AD/15.5-16
Date Received: 10/11/2003
Date Analyzed: 10/15/2003
Date File: I7463.D

GC/MS Column: DB-624
Sample wt/vol: 5g
Matrix-Units: Soil-mg/Kg (ppm)
Dilution Factor: 1
% Moisture: 17.5

CAS #	Compound	Estimated Concentration	Retention Time
000067-64-1	Acetone	0.010	5.49
	Substituted benzene	0.00799	19.50

Total TICs = 0.018

INTEGRATED ANALYTICAL LABORATORIES

VOLATILE ORGANICS

Client/Project: WHITMAN/DEXTER CHE

Lab ID: 09114-017
Client ID: AISB-5D/13-13.5
Date Received: 10/11/2003
Date Analyzed: 10/15/2003
Data file: I7464.D

GC/MS Column: DB-624
Sample wt/vol: 5g
Matrix-Units: Soil-mg/Kg (ppm)
Dilution Factor: 1
% Moisture: 24.1

Compound	Concentration	Q	MDL
Chloromethane	ND		0.0066
Vinyl Chloride	ND		0.0066
Bromomethane	ND		0.0066
Chloroethane	ND		0.0066
Trichlorofluoromethane	ND		0.0066
Acrolein	ND		0.013
1,1-Dichloroethene	ND		0.0066
Methylene Chloride	ND		0.0066
Acrylonitrile	ND		0.013
trans-1,2-Dichloroethene	ND		0.0066
1,1-Dichloroethane	ND		0.0066
cis-1,2-Dichloroethene	ND		0.0066
Chloroform	ND		0.0066
1,1,1-Trichloroethane	ND		0.0066
Carbon Tetrachloride	ND		0.0066
1,2-Dichloroethane(EDC)	ND		0.0066
Benzene	ND		0.0066
Trichloroethene	ND		0.0066
1,2-Dichloropropane	ND		0.0066
Bromodichloromethane	ND		0.0066
2-Chloroethylvinyl Ether	ND		0.0066
cis-1,3-Dichloropropene	ND		0.0066
Toluene	ND		0.0066
trans-1,3-Dichloropropene	ND		0.0066
1,1,2-Trichloroethane	ND		0.0066
Tetrachloroethene	ND		0.0066
Dibromochloromethane	ND		0.0066
Chlorobenzene	ND		0.0066
Ethylbenzene	ND		0.0066
Total Xylenes	ND		0.0066
Bromoform	ND		0.0066
1,1,2,2-Tetrachloroethane	ND		0.0066
1,3-Dichlorobenzene	ND		0.0066
1,4-Dichlorobenzene	ND		0.0066
1,2-Dichlorobenzene	ND		0.0066
1,2,4-Trichlorobenzene	ND		0.0066
Naphthalene	ND		0.0066

Total Target Compounds: 0

INTEGRATED ANALYTICAL LABORATORIES

VOLATILE ORGANICS

Tentatively Identified Compounds

Client/Project: WHITMAN/DEXTER CHE

Lab ID: 09114-017
Client ID: AISB-5D/13-13.5
Date Received: 10/11/2003
Date Analyzed: 10/15/2003
Data file: I7464.D

GC/MS Column: DB-624
Sample wt/vol: 5g
Matrix-Units: Soil-mg/Kg (ppm)
Dilution Factor: 1
% Moisture: 24.1

CAS #	Compound	Estimated Concentration	Retention Time
	No peaks detected		

Total TICs = 0

INTEGRATED ANALYTICAL LABORATORIES

VOLATILE ORGANICS

Client/Project: WHITMAN/DEXTER CHE

Lab ID: 09114-018
Client ID: AISB-5E/14.5-15
Date Received: 10/11/2003
Date Analyzed: 10/15/2003
Data file: I7465.D

GC/MS Column: DB-624
Sample wt/vol: 5g
Matrix-Units: Soil-mg/Kg (ppm)
Dilution Factor: 1
% Moisture: 15.9

Compound	Concentration	Q	MDL
Chloromethane	ND		0.00595
Vinyl Chloride	ND		0.00595
Bromomethane	ND		0.00595
Chloroethane	ND		0.00595
Trichlorofluoromethane	ND		0.00595
Acrolein	ND		0.012
1,1-Dichloroethene	ND		0.00595
Methylene Chloride	ND		0.00595
Acrylonitrile	ND		0.012
trans-1,2-Dichloroethene	ND		0.00595
1,1-Dichloroethane	ND		0.00595
cis-1,2-Dichloroethene	ND		0.00595
Chloroform	ND		0.00595
1,1,1-Trichloroethane	ND		0.00595
Carbon Tetrachloride	ND		0.00595
1,2-Dichloroethane(EDC)	ND		0.00595
Benzene	ND		0.00595
Trichloroethene	ND		0.00595
1,2-Dichloropropane	ND		0.00595
Bromodichloromethane	ND		0.00595
2-Chloroethylvinyl Ether	ND		0.00595
cis-1,3-Dichloropropene	ND		0.00595
Toluene	ND		0.00595
trans-1,3-Dichloropropene	ND		0.00595
1,1,2-Trichloroethane	ND		0.00595
Tetrachloroethene	ND		0.00595
Dibromochloromethane	ND		0.00595
Chlorobenzene	ND		0.00595
Ethylbenzene	ND		0.00595
Total Xylenes	ND		0.00595
Bromoform	ND		0.00595
1,1,2,2-Tetrachloroethane	ND		0.00595
1,3-Dichlorobenzene	ND		0.00595
1,4-Dichlorobenzene	ND		0.00595
1,2-Dichlorobenzene	ND		0.00595
1,2,4-Trichlorobenzene	ND		0.00595
Naphthalene	ND		0.00595

Total Target Compounds: 0

INTEGRATED ANALYTICAL LABORATORIES

VOLATILE ORGANICS
Tentatively Identified Compounds

Client/Project: WHITMAN/DEXTER CHE

Lab ID: 09114-018
Client ID: AISB-5E/14.5-15
Date Received: 10/11/2003
Date Analyzed: 10/15/2003
Data file: I7465.D

GC/MS Column: DB-624
Sample wt/vol: 5g
Matrix-Units: Soil-mg/Kg (ppm)
Dilution Factor: 1
% Moisture: 15.9

CAS #	Compound	Estimated Concentration	Retention Time
	No peaks detected		

Total TICs = 0

The Whitman Companies, Inc.
116 Tices Lane, Unit B-1
East Brunswick, New Jersey 08816
Phone: (732) 390-5858 Fax: (732) 390-9496

CHAIN OF CUSTODY / ANALYSIS REQUEST

9114

PAGE 2 OF 2

Project Manager: Rich BRITTON	Samplers Name (Printed): Michael Clerkley	Lab: IAL
Site/Project Identification: Dexter Chemical	Project #: 7-09-10	State (Location of site): NJ: ☐ NY: ☒ Other:
Site Address: BRONX, NY		Regulatory Program:
Special Instructions:	Analysis Turnaround Time: Standard ☒ Rush Charges Authorized For: 2 Week ☐ 1 Week ☐ Other ☐	

Area of Concern	Sample ID	Depth	Date	Time	Matrix	No. of Cont.	VOC+10	1,3 Dichlorobenzene	1,4 Dichlorobenzene	1,2 Dichlorobenzene	1,2,4 Trichlorobenzene	Naphthalene	Method 8260	Project No.
Area I	AISB-12B	10.5-11	10/9/03	1410	Soil	1	X	X	X	X	X	X		9114-11
Soil Delineation	AISB-12C	14.5-15		1420		1								16
	AISB-13A	7.5-8		1445										17
	AISB-13B	10.5-11		1500										14
	AISB-13C	14.5-15		1515										15
	AISB-4D	15.5-16		1140										16
	AISB-5D	13-13.5		1540										17
	AISB-5E	14.5-15		1550										18

Preservation Used: 1 = ICE, 2 = HCl, 3 = H_2SO_4, 4 = HNO_3, 5 = NaOH, 6 = MeOH, 7 = Other _____ Soil: 1 Water:

Water Metals Filtered (Yes/No)? _____

Relinquished by	Company	Date / Time	Received by	Company
1) Michael Clerkley	Whitman Co	10/10/03 1530	1) Jim Lovell	IAL
Relinquished by	Company	Date / Time	Received by	Company
2) Jim Lovell	IAL	10/10/03 1800	2) FEDEX	IAL
FEDEX	IAL	10/11/03 6:30		IAL

PHC: PETROLEUM HYDROCARBONS
VOC: VOLATILE ORGANICS BY GC/MS WITH LIBRARY SEARCH
PAH: POLYCYCLIC AROMATIC HYDROCARBONS IN BASE NEUTRAL SCAN WITH LIBRARY SEARCH
BN: BASE NEUTRALS WITH LIBRARY SEARCH
AE: ACID EXTRACTABLES WITH LIBRARY SEARCH
PPM: PRIORITY POLLUTANT METALS
PP+40: PRIORITY POLLUTANT PLUS FORTY PEAKS
PCB: POLYCHLORINATED BIPHENYLS

0268

5

ATTACHMENT 5

PRESSURE TEST RESULTS – 5000 GALLON #4 HEATING OIL TANK

A.L. Eastmond & Sons, Inc.
1200 Oakpoint Avenue
Bronx, New York 10474
(718) 378-7000
(718) 378-3471

Date: 7/27/98

Owner/Dealer:
Address: 845 Edgewater Rd
City & State: Bronx, New York
Telephone:
Tank: 01 Cap: 5,076 Dia: 72"
Product: # 4 Tank Bottom to Grade: 130"
Total " in Tank: 4,512 Groundwater above Tank bottom: _none_____
Water: __none__ Gal. Water: ____none__
Product: _#4___ Gala. Product gallons: 4,512
Total Cap: 5,076 Dayton
Product Cap: 4,512 TYPE OF PUMP:
Ullage Cap 564

PRESSURE CALCULATIONS

(1.) _____62" Inches pf Product.	X	__.031_____ Weight of Product	= +	__1.922	PSI (1.)
(2.) _____0"_____ Inches of Water in Tank X.036	X			_____0__	PSI (2.)
(3) Total Positive Head Pressure in Tank			= -	__1.922	PSI (3.)
(4.) _____0_____ Inches of Water outside Tank X		.036	=	_____0__	PSI (4.)
(5.) Total Head Pressure after Water comp.			=	__1.922+/-	PSI (5.)
(6.) Required Pressure by Ullage Capacity			+	__1.0	PSI (6)
(7)			=	__2.922	+/- PSI
				.036	
(8.) Minimum Determined Pressure		(*25 or more)	=	__81.1 +/-	WC (8.)
(9.) Add 10 for Diesel, 15 for Gasoline			+	__10	WC (9.)
(10.) Maximum Determined Pressure			=	__91.1	WC(10.)

*If #8 is less than 25, the Minimum Determined Pressure shall be 25. The Maximum Determined Pressure shall be 35 for #2 or heavier and 40 for Gas.

Maximum Determined Pressure91.1WC
Minimum Determined Pressure 81.1WC
Threshold: Gasoline= 10% of Min. Det. Press. = _____1.0_____

WATER SENSOR CALIBRATION (IF NEEDED)

#1. START _____ END _____ DIFF. _____
#2. START _____ END _____ DIFF. _____
#3. START _____ END _____ DIFF. _____ =AVERAGE_____

HORNER EZY 3 TANK TIGHTNESS TEST

DIESEL

PETROLEUM BULK
STORAGE NO.: 2-097276

1. Time Blower ON 9:00AM
2. Time at 50% MAX 9:06
3. Time @ MAX 9:10
4. Maintain 30 minutes
5. Time Blower OFF 9:30
6. Pressure after Blower off 91.1
7. Pressure after 15 minutes 89.6
8. Difference during wait -1.5
9. Time Blower ON: 9:45

Bring to MAX & maintain 15 minutes

9. *Time Blower OFF 10:00
10. Pressure after Blower off 91.1
11. Pressure after 5 minutes 90.7
12. Difference during wait -.4
13. *Time Blower ON 10:05

Bring to MAX & maintain 5 minutes

14. *Time Blower OFF 10:10
15. Pressure after Blower off 91.1

PRESSURE DATA				WATER DATA				
TIME	DATA	+/-	RPH	DATA	+/-	"A"	L/G	RPH
10:15	91.1	0						
10:20	91.0	1						
10:25	91.	0						
10:30	91.	0						
10:35	90.9	1						
10:40	90.9	0						
10:45	90.8	1						
10:50	90.8	0						
10:55	90.8	0						
11:00	90.8	0						
11:05	90.7	1						
11:10	90.6	1						
11:15	90.6	0						

FINAL RESULT: PRESSURE _____
WATER _____
TANK: PASSED .5
FAILED _____

TECHNICIAN Lane Lewis 64-7227
DATE 7/27/98

CERTIFICATION: This is to certify that this tank system was tested on date shown. Those indicated tight meet the criteria established by the Nat. Fire Protection Assoc. Phamplet 329

ATTACHMENT 6

RECEIPT FROM A. L. EASTMOND & SONS, INC.

A. L. EASTMOND & SONS, INC.

FUEL OIL TANK CLEANING
1175 Leggett Avenue • Bronx, N.Y. 10474
(718) 378-3000

JOB TICKET

11 AM
INCLUDE TRAVEL TIME

Nº 30632 TANK SIZE 2000

JULIO MANUEL #2
DRIVER HELPER TRUCK NO.

Date 11/24/03

TIME STARTED TIME FINISHED

Job Site 519 EDY GATES RD

Boro: BX

HELPERS

TIME STARTED TIME FINISHED

TOTAL TOLLS:

The service mentioned below.

1 ☐ DIG UP FUEL STORAGE TANK 2 ☐ CUT MANWAY
3 ☐ PUMP OUT AND SQUEEGEE CLEAN ..... GAL.
FUEL STORAGE TANK BY A VACUUM METHOD
4 ☐ NEW GASKET — RUBBER ☐ FELT ☐
5 ☐ NEW NUTS AND BOLTS
6 ☐ BACK FILL DIRT
7 ☐ PUMP OUT 2000 GAL. TANK BY A STICK LINE METHOD
8 ☐ STEAM CLEAN SUCTION AND RETURN LINES
9 ☐ SPILL CLEAN-UP
10 ☐ OTHER WORK DONE B & T #6 OIL
991 GALLONS A SLUDGE
GOOD OIL PUT BACK
2000 GALLONS
#6 AND 4 OIL
11 ☑ R.D. ☐ NO R.D. AMT. R.D. 2000 SLUDGE 991
12 ☐ IF PRODUCT IS DELIVERED TO ANOTHER BUILDING ADDRESS

ADDRESS

AMOUNT DELIVERED SUPT SIGNATURE

ADDRESS

AMOUNT DELIVERED SUPT SIGNATURE

Ship bill to

Attn.

Tel.

Job ok by

P.O. #

41

INCHES IN TANK BEFORE CLEANING	GALLONS 1986	INCHES IN TANK AFTER CLEANING	GALLONS

FUEL OIL, COMBUSTIBLE LIQUID NA 1993

WATER ☐ GRADE OF OIL: #2 ☐ #4 ☑ #6 ☐
OTHER
AMOUNT OF SLUDGE REMOVED 991 GALS.
GALS. OF GOOD OIL PUT BACK IN TANK 2000 GALS.
DIAMETER OF TANK IN INCHES 2 FT 10 INCHES

DOES TANK HAVE LINING: YES ☐ NO ☐
IS THE TANK GAUGE WORKING: YES ☐ NO ☐
IS THE TANK GAUGE ACCURATE: YES ☐ NO ☐

The signature below should be signed only by the owner, super, engineer, of the building, or by the employee of the above mentioned Oil Company.

This signature will indicate that the tank, or the work that has been done, has been inspected, (and manhole, if worked on) and properly secured, and been left in a complete safe condition

This ticket should only be signed if the work area is completely satisfactory and also; that the product is accurately accounted for

ON HOURLY RATES GIVEN, TRAVELING TIME WILL BE INCLUDED.

RECEIVED AND READ BY X LUIS RUIZ

PHONE NO. OF PERSON ABOVE

THE PERSON WHO SIGNS ABOVE HAS THE OPTION OF INSPECTING VACUUM TRUCK AND PRODUCT IN VACUUM TRUCK BEFORE IT LEAVES PREMISES.

TERMS: Net 10 days, maximum rate of interest allowable by law will be charged after this date in the event this order is not paid in accordance to the terms of sale, and collection action becomes necessary, this order is subject to an Additional 25% collection fee on the unpaid balance

REMARKS OR MATERIAL USED

ATTACHMENT 7

ENVIRO-SCIENCES UST FIGURE

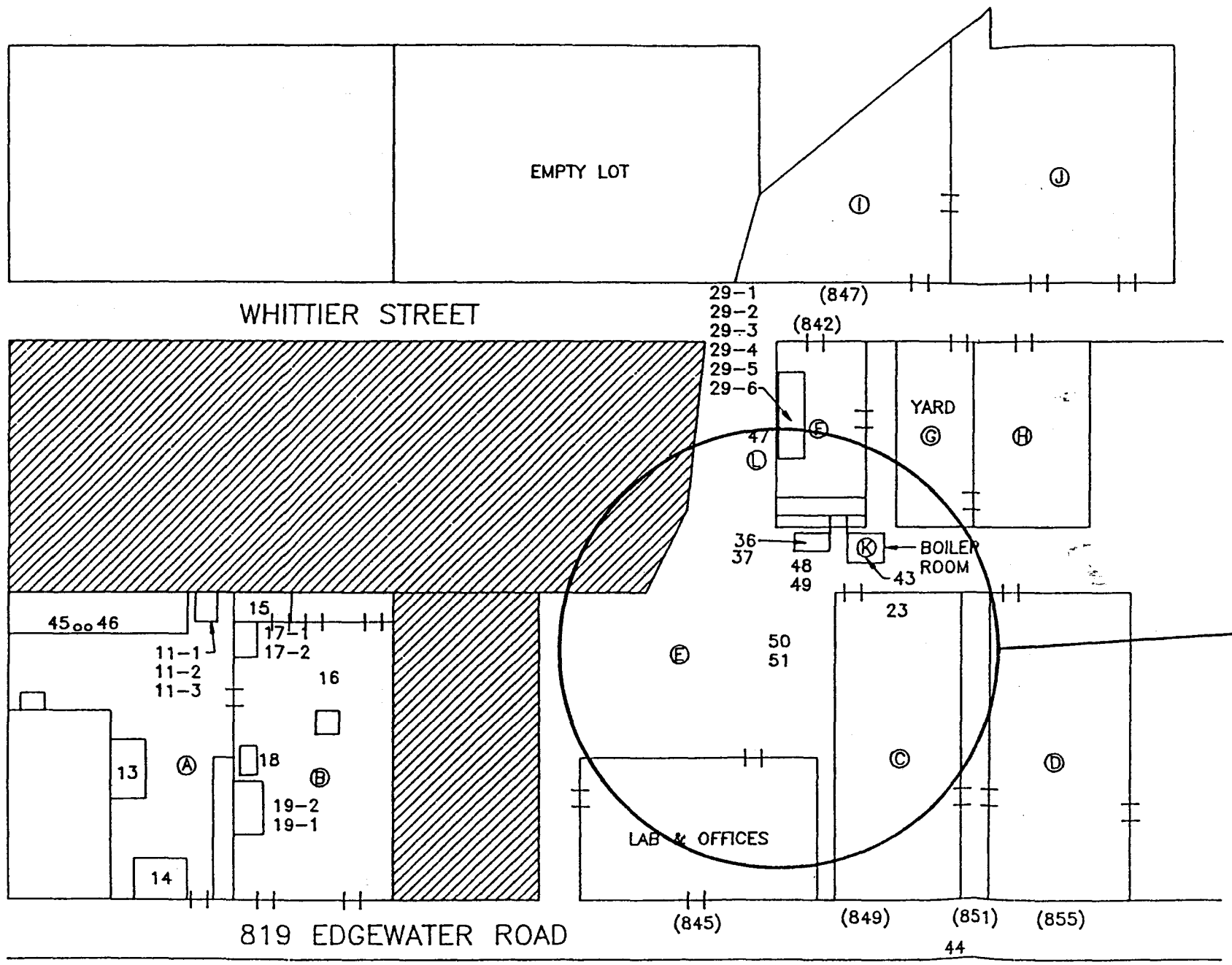

LEGEND

- ● A-SERIES POST-EXCAVATION SAMPLES
- Ⓘ AREAS
- 15 TANK SITE IDENTIFICATION NUMBERS
- (847) BUILDING ADDRESS
- ---- EXCAVATION BOUNDARY

NOTE: SHADED AREA REPRESENTS BUILDING ADJOINING DEXTER CHEMICAL CORPORATION COMPLEX.

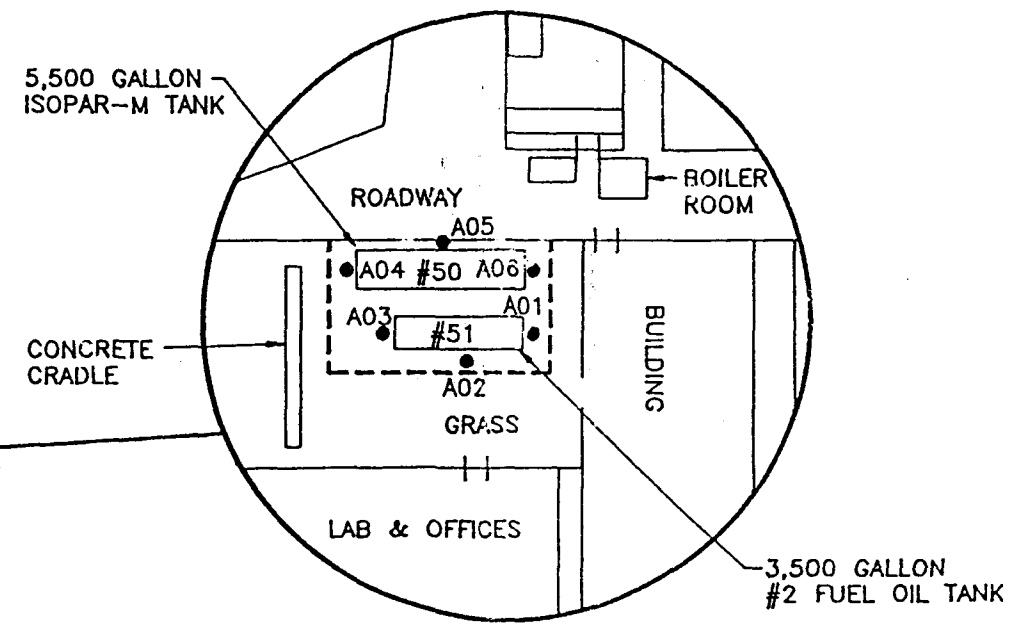

NOT TO SCALE

N

FIGURE 1

DEXTER CHEMICAL CORPORATION

BRONX 845 EDGEWATER ROAD NEW YORK

ENVIRO-SCIENCES, INC.

POST-EXCAVATION SOIL SAMPLE LOCATIONS

DEXTER
DEX92240
03-18-93

ATTACHMENT 8

FEDERAL EXPRESS DELIVERY CONFIRMATION RECEIPTS

FedEx Express **USA Airbill**

FedEx Tracking Number **8407 8194 7321**

Form ID No. 0215 — Sender's Copy

1 From *Please print and press hard.*

Date 6-25-03 Sender's FedEx Account Number 1015-8739-8

Sender's Name Ira L. Whitman Phone (732) 390-5858

Company WHITMAN COMPANIES

Address 116 TICES LN # B1 Dept./Floor/Suite/Room

City EAST BRUNSWICK State NJ ZIP 08816-2014

2 Your Internal Billing Reference First 24 characters will appear on invoice. 97-09-10 OPTIONAL Dexter

3 To

Recipient's Name Hari O. Agrawal Phone (718) 482-4995

Company NYSDEC

Address Division of Environmental Remediation

To "HOLD" at FedEx location, print FedEx address. We cannot deliver to P.O. boxes or P.O. ZIP codes.

Address 47-40 21st Street Dept./Floor/Suite/Room

City Long Island City State NY ZIP 11101

dr modes

Try online shipping at fedex.com

By using this Airbill you agree to the service conditions on the back of this Airbill and in our current Service Guide, including terms that limit our liability.

Questions? Visit our Web site at fedex.com
or call 1.800.Go.FedEx® 800.463.3339.

0244491774

4a Express Package Service *Packages up to 150 lbs.* Delivery commitment may be later in some areas.

- ☐ FedEx Priority Overnight — Next business morning
- ☐ FedEx Standard Overnight — Next business afternoon
- ☐ FedEx First Overnight — Earliest next business morning delivery to select locations
- ☐ FedEx 2Day — Second business day
- ☒ FedEx Express Saver — Third business day

FedEx Envelope rate not available. Minimum charge: One-pound rate

4b Express Freight Service *Packages over 150 lbs.* Delivery commitment may be later in some areas.

- ☐ FedEx 1Day Freight* — Next business day
- ☐ FedEx 2Day Freight — Second business day
- ☐ FedEx 3Day Freight — Third business day

* Call for Confirmation:

5 Packaging * Declared value limit $500

- ☐ FedEx Envelope*
- ☐ FedEx Pak* — Includes FedEx Small Pak, FedEx Large Pak, and FedEx Sturdy Pak
- ☒ Other

6 Special Handling Include FedEx address in Section 3.

- ☐ SATURDAY Delivery — Available ONLY for FedEx Priority Overnight and FedEx 2Day to select ZIP codes
- ☐ HOLD Weekday at FedEx Location — NOT Available for FedEx First Overnight
- ☐ HOLD Saturday at FedEx Location — Available ONLY for FedEx Priority Overnight and FedEx 2Day to select locations

Does this shipment contain dangerous goods? One box must be checked.

- ☐ No
- ☐ Yes — As per attached Shipper's Declaration
- ☐ Yes — Shipper's Declaration not required
- ☐ Dry Ice — Dry Ice, 9, UN 1845 ____ x ____ kg

Dangerous Goods (including Dry Ice) cannot be shipped in FedEx packaging. ☐ Cargo Aircraft Only

7 Payment *Bill to:* Enter FedEx Acct. No. or Credit Card No. below.

- ☒ Sender — Acct. No. in Section 1 will be billed.
- ☐ Recipient
- ☐ Third Party
- ☐ Credit Card
- ☐ Cash/Check

FedEx Acct. No. / Credit Card No. Exp. Date

Total Packages	Total Weight	Total Declared Value†
1	35 lbs	$ .00

†Our liability is limited to $100 unless you declare a higher value. See back for details. FedEx Use Only

8 Release Signature *Sign to authorize delivery without obtaining signature.*

By signing you authorize us to deliver this shipment without obtaining a signature and agree to indemnify and hold us harmless from any resulting claims.

447

SRS • Rev. Date 4/02 • Part #157610S • ©1994–2002 FedEx • PRINTED IN U.S.A.

FedEx Express
Customer Support
Domestic Trace
3875 Airways Boulevard
Module H, 4th Floor
Memphis, TN 38116

U.S. Mail: PO Box 727
Memphis, TN 38194-4643

Telephone 901-369-3600

RECEIVED BY FAX

FedEx. Express

January 20,2004

GLADYS SICKNICK
(732) 390-9496

Dear GLADYS SICKNICK:

Our records reflect the following delivery information for the shipment with the tracking number 840781947321.

Delivery Information:

Signed For By: M.RONANO



Delivered to: 1 HUNTERS POINT PLAZA

Delivery Date: June 27, 2003

Delivery Time: 10:16 AM

Shipping Information:

Shipment Reference Information: 97-09-10 DEXTER

Tracking No: 840781947321

Ship Date: June 25, 2003

Shipper: IRA L WHITMAN
WHITMAN COMPANIES
116 TICES LN # B1
EAS, NJ 088162014
US

Recipient: HARI O AGRAWAL
NYSDEC
47-40 21ST ST DIVISION OF
ENVI
LONG ISLAND CITY, NY 11101
US

Thank you for choosing FedEx Express. We look forward to working with you in the future.

FedEx Worldwide Customer Service
1-800-Go-FedEx (1-800-463-3339)
Reference No: R2004012000108735292

This Information is provided subject to the FedEx Service Guide.

ATTACHMENT 9

SOIL BORING LOG – SB-200

Client : Dexter Chemical LLC

Project No. : 970910

Site Location : Dexter Chemical **Date :** 09/06/00

Drilling Co. : Aquifer Drilling and Testing

Method : Hollow Stem Auger Rig - Split Spoon

Geologist/Sampler : AC

Total Depth : 8' Water Depth: 5'

THE WHITMAN CompanieS, INC.

Log of Boring

SB-200

Sheet 1 of 1

Depth ft.	PID (ppm)	Recovery	SAMPLE ID	Soil Classification	Remarks
0	0			0-0.5' Concrete	
				0.5-1' Fill material	
				1-1.5' Concrete	
1	0			1.5-8' Fill material	
2	0				
3	0				
4	0				
			SB-200		
5	0				Wet
6	0				
7	0				
8	0				
9				End of Boring	
10					
11					
12					
13					
14					
15					
16					

ATTACHMENT 10

LABORATORY ANALYSIS OF SB-200 TICS

SEVERN TRENT | STL

STL Edison
777 New Durham Road
Edison, NJ 08817

Tel: 732 549 3900 Fax: 732 549 3679
www.stl-inc.com

February 16, 2004

Mr. Mike Percelay
The Whitman Companies, Inc.
44 West Ferris Street
East Brunswick, NJ 08816

Dear Mr. Percelay:

Re: Dexter Chemical

As per our conversation regarding sample SB-200 (4-5) received at our laboratory September 6, 2000, the source of tentatively identified compounds (TICs) detected in the volatile organics fraction are petroleum based at a total concentration of 805 ppb. The TICs detected in the semi-volatile fraction at a total of concentration of 1313000 ppb are not petroleum based. The semi-volatile TICs appear to be either synthetically or biogenically derived.

If you have any questions or require additional information please call me at (732) 549-3900.

Sincerely,

Michael J. Urban
Laboratory Manager

THE
WHITMAN
COMPANIES, INC.

Setting the Standard in
Environmental Engineering & Management

INVESTIGATION WORKPLAN:

RESULTS OF REMEDIAL INVESTIGATION AT "AREA I", REMEDIAL INVESTIGATION WORKPLAN, AND WORKPLAN FOR PILOT TEST AT "AREA A"

FOR

DEXTER CHEMICAL, LLC
845 EDGEWATER ROAD
BRONX, NEW YORK
SITE #: V00186-2
INDEX #: W2-0864-03-08



SUBMITTED TO:

NEW YORK STATE DEPARTMENT OF ENVIRONMENTAL CONSERVATION
DIVISION OF ENVIRONMENTAL REMEDIATION, REGION 2
LONG ISLAND CITY, NY

VOLUME 2A
LABORATORY QA/QC DATA PACKAGES

PERFORMED BY

THE WHITMAN COMPANIES, INC.

FEBRUARY 2004

116 Tices Lane, Unit B-1, East Brunswick, NJ 08816
www.whitmanco.com

IAL
Integrated Analytical Laboratories LLC

RECEIVED
SEP 0 4 2003
THE WHITMAN COMPANIES INC.

ANALYTICAL DATA REPORT

The Whitman Companies, Inc.
116 Tices Lane
Unit B-1
East Brunswick, NJ 08816

Project Name: **DEXTER CHEMICAL - 97-09-10**
IAL Case Number: **E03-07190**

These data have been reviewed and accepted by:

Michael H. Leffin, Ph.D.
Laboratory Director

RECEIVED
FEB 20 2004

273 Franklin Road
Randolph, NJ 07869
Phone: 973 361 4252
Fax: 973 989 5288

IAL is a NELAC New Jersey Certified Lab (14751) and maintains certification in Connecticut (PH-0699), New York (11402), Rhode Island (00126), Florida (E87670) and in the Department of Navy IR QA Program

Sample Summary

Case No. E03-07190

Project Name DEXTER CHEMICAL - 97-09-10

Customer The Whitman Companies, Inc.

Received On 8/18/2003@08:00

Lab ID	Client Sample ID	Depth Top / Bottom	Sampling Time	Matrix	# of Cont.
07190-001	AISB-1A	7.5 / 8	8/14/2003@08:00	Soil	1
07190-002	AISB-1B	10.5 / 11	8/14/2003@08:10	Soil	1
07190-003	AISB-1C	14.5 / 15	8/14/2003@08:20	Soil	1
07190-004	AISB-2A	8.5 / 9	8/14/2003@08:35	Soil	1
07190-005	AISB-2B	14.5 / 15	8/14/2003@08:45	Soil	1
07190-006	AISB-3A	7.5 / 8	8/14/2003@09:30	Soil	1
07190-007	AISB-3B	9 / 9.5	8/14/2003@09:45	Soil	1
07190-008	AISB-3C	13 / 13.5	8/14/2003@10:00	Soil	1
07190-009	AISB-4A	7.5 / 8	8/14/2003@10:20	Soil	1
07190-010	AISB-4B	10.5 / 11	8/14/2003@10:30	Soil	1
07190-011	AISB-4C	13.5 / 14	8/14/2003@10:40	Soil	1
07190-012	AISB-5A	7.5 / 8	8/14/2003@11:00	Soil	1
07190-013	AISB-5B	11.5 / 12	8/14/2003@11:10	Soil	1
07190-014	AISB-6A	7.5 / 8	8/14/2003@11:30	Soil	1
07190-015	AISB-6B	11.5 / 12	8/14/2003@11:40	Soil	1
07190-016	AISB-7A	7.5 / 8	8/14/2003@12:45	Soil	1
07190-017	AISB-7B	11.5 / 12	8/14/2003@12:55	Soil	1
07190-018	AISB-8A	9.5 / 10	8/14/2003@14:00	Soil	1
07190-019	AISB-8B	12.5 / 13	8/14/2003@14:10	Soil	1

Integrated Analytical Labs ~ 273 Franklin Road, Randolph, NJ 07869 ~ (973) 361-4252 ~ Fax (973) 989-5288

INTEGRATED ANALYTICAL LABORATORIES, LLC.

TABLE OF CONTENTS

	Page
Qualifiers	1
Conformance / NonConformance Summary	2
Laboratory Deliverables Check List	3
GC/MS NonConformance Summary	4
Summary Report	5
Analytical Results	
Volatiles	9
Methodology Summary *	
Quality Control	
Volatiles	47
Tuning Results Summary	
Method Blank Results Summary	
Calibration Summary	
Surrogate Compound Recovery Results Summary	
Matrix Spike/Matrix Spike Duplicate Results Summary	
Internal Standard Summary	
Chromatograms	
Sample Tracking	
Chains of Custody	319
Laboratory Chronicle	325

* Methodology is included in the IAL Project Information Page

INTEGRATED ANALYTICAL LABORATORIES, LLC.

MATRIX QUALIFIERS

A - Indicates the sample is an Aqueous matrix.

O - Indicates the sample is an Oil matrix.

S - Indicates the sample is a Soil, Sludge or Sediment matrix.

X - Indicates the sample is an Other matrix as indicated by Client Chain of Custody.

DATA QUALIFIERS

B - Indicates the analyte was found in the Blank and in the sample. It indicates possible sample contamination and warns the data user to use caution when applying the results of the analyte.

C - Common Laboratory Contaminant.

D - The compound was reported from the Diluted analysis.

D.F. - Dilution Factor.

E - Estimated concentration, reported results are outside the calibrated range of the instrument.

J - Indicates an estimated value. The compound was detected at a value below the method detection limit but greater than zero. For GC/MS procedures, the mass spectral data meets the criteria required to identify the target compound.

MDL - Method Detection Limit.

MI - Indicates compound concentration could not be determined due to Matrix Interferences.

NA - Not Applicable.

ND - Indicates the compound was analyzed for but Not Detected at the MDL.

REPORT QUALIFIERS

All solid sample analyses are reported on a dry weight basis.

All solid sample values are corrected for original sample size and percent solids.

INTEGRATED ANALYTICAL LABORATORIES, LLC.

CONFORMANCE / NONCONFORMANCE SUMMARY

Integrated Analytical Laboratories, LLC. received nineteen (19) soil sample(s) from The Whitman Companies, Inc. (Project: DEXTER CHEMICAL - 97-09-10) on August 18, 2003 for the analysis of:

(19) Special VOA + 10

A review of the QA/QC measures for the analysis of the sample(s) contained in this report has been performed by:

Reviewed by

8/28/03
Date

INTEGRATED ANALYTICAL LABORATORIES, LLC.

LABORATORY DELIVERABLES CHECK LIST

Lab Case Number: E03-07190

		Check If Complete
1.	Cover Page, Title Page listing Lab Certification #, facility name & address and date of report preparation.	✓
2.	Table of Contents.	✓
3.	Summary Sheets listing analytical results for all targeted and non-targeted compounds.	✓
4.	Summary Table cross-referencing Field ID's vs. Lab ID's.	✓
5.	Document bound, paginated and legible.	✓
6.	Chain of Custody.	✓
7.	Methodology Summary.	✓
8.	Laboratory Chronicle and Holding Time Check.	✓
9.	Results submitted on a dry weight basis (if applicable).	✓
10.	Method Detection Limits.	✓
11.	Lab certified by NJDEP for parameters or appropriate category of parameters or a member of the USEPA CLP.	✓
12.	NonConformance Summary.	✓

A Calabrese — QC Reviewed by

8/28/03 — Date

INTEGRATED ANALYTICAL LABORATORIES
CONFORMANCE/NONCONFORMANCE SUMMARY
GC/MS VOLATILE ANALYSIS

Lab Case Number: E03 - 07190

		No	Yes
1.	Chromatograms Labeled/Compounds Identified (Field Samples and Method Blanks).		✓
2.	GC/MS Tuning Specifications: a. BFB Passed		✓
3.	GC/MS Tuning Frequency - Performed every 24 hours for 600 series, 12 hours for 8000 series and 8 hours for 500 series.		✓
4.	GC/MS Calibration - Initial calibration performed within 30 days before sample analysis and continuing calibration performed within 24 hours before sample analysis for 600 series, 12 hours for 8000 series		✓
5.	GC/MS Calibration Requirements: a. Calibration Check Compounds		✓
	b. System Performance Check Compounds		✓
6.	Blank Contamination - If yes, list compounds and concentrations in each blank:	✓	
7.	Surrogate Recoveries Meet Criteria (If not met, list those compounds and their recoveries which fall outside the acceptable range)		✓
	If not met, were the calculations checked and the results qualified as "estimated"?		na
8.	Matrix Spike/Matrix Spike Duplicate meet criteria (if not, list those compounds and their recoveries/% differences which fall outside the acceptable range)		✓
9.	Internal Standard Area/Retention Time Shift meet criteria		✓
10.	Extraction Holding Time Met If not met, list number of days exceeded for each sample:		N/A
11.	Analysis Holding Time Met If not met, list number of days exceeded for each sample:		✓
12.	Sample Dilution Performed		✓

High Target Compounds	High Nontarget Compounds	Matrix Interference	Other
	✓		

13. Comments:

Organics Manager

8/27/03
Date

0004

INTEGRATED ANALYTICAL LABORATORIES, LLC.

SUMMARY REPORT
Client: The Whitman Companies, Inc.
Project: DEXTER CHEMICAL - 97-09-10
Lab Case No.: E03-07190

Lab ID:	07190-005			07190-006			07190-007			07190-008		
Client ID:	AISB-2B			AISB-3A			AISB-3B			AISB-3C		
Depth:	14.5/15			7.5/8			9/9.5			13/13.5		
Matrix:	Soil			Soil			Soil			Soil		
Sampled Date	8/14/03			8/14/03			8/14/03			8/14/03		
PARAMETER(Units)	Conc	Q	MDL	Conc	Q	MDL	Conc	Q	MDL	Conc	Q	MDL
Volatiles Special List (mg/Kg-ppm)												
Chloromethane	ND		0.755	ND		0.629	ND		0.601	ND		0.561
Vinyl Chloride	ND		0.755	ND		0.629	ND		0.601	ND		0.561
Bromomethane	ND		0.755	ND		0.629	ND		0.601	ND		0.561
Chloroethane	ND		0.755	ND		0.629	ND		0.601	ND		0.561
Trichlorofluoromethane	ND		0.755	ND		0.629	ND		0.601	ND		0.561
Acrolein	ND		1.51	ND		1.26	ND		1.20	ND		1.12
1,1-Dichloroethene	ND		0.755	ND		0.629	ND		0.601	ND		0.561
Methylene Chloride	ND		0.755	ND		0.629	ND		0.601	ND		0.561
Acrylonitrile	ND		1.51	ND		1.26	ND		1.20	ND		1.12
trans-1,2-Dichloroethene	ND		0.755	ND		0.629	ND		0.601	ND		0.561
1,1-Dichloroethane	ND		0.755	ND		0.629	ND		0.601	ND		0.561
cis-1,2-Dichloroethene	ND		0.755	ND		0.629	ND		0.601	ND		0.561
Chloroform	ND		0.755	ND		0.629	ND		0.601	ND		0.561
1,1,1-Trichloroethane	ND		0.755	ND		0.629	ND		0.601	ND		0.561
Carbon Tetrachloride	ND		0.755	ND		0.629	ND		0.601	ND		0.561
1,2-Dichloroethane(EDC)	ND		0.755	ND		0.629	ND		0.601	ND		0.561
Benzene	ND		0.755	ND		0.629	ND		0.601	ND		0.561
Trichloroethene	ND		0.755	ND		0.629	ND		0.601	ND		0.561
1,2-Dichloropropane	ND		0.755	ND		0.629	ND		0.601	ND		0.561
Bromodichloromethane	ND		0.755	ND		0.629	ND		0.601	ND		0.561
2-Chloroethylvinyl Ether	ND		0.755	ND		0.629	ND		0.601	ND		0.561
cis-1,3-Dichloropropene	ND		0.755	ND		0.629	ND		0.601	ND		0.561
Toluene	ND		0.755	ND		0.629	ND		0.601	ND		0.561
trans-1,3-Dichloropropene	ND		0.755	ND		0.629	ND		0.601	ND		0.561
1,1,2-Trichloroethane	ND		0.755	ND		0.629	ND		0.601	ND		0.561
Tetrachloroethene	ND		0.755	ND		0.629	ND		0.601	ND		0.561
Dibromochloromethane	ND		0.755	ND		0.629	ND		0.601	ND		0.561
Chlorobenzene	ND		0.755	ND		0.629	ND		0.601	ND		0.561
Ethylbenzene	ND		0.755	7.12		0.629	0.559	J	0.601	0.514	J	0.561
Total Xylenes	ND		0.755	36.6		0.629	3.57		0.601	3.14		0.561
Bromoform	ND		0.755	ND		0.629	ND		0.601	ND		0.561
1,1,2,2-Tetrachloroethane	ND		0.755	ND		0.629	ND		0.601	ND		0.561
1,3-Dichlorobenzene	ND		0.755	2.03		0.629	0.215	J	0.601	0.234	J	0.561
1,4-Dichlorobenzene	ND		0.755	12.1		0.629	1.56		0.601	1.33		0.561
1,2-Dichlorobenzene	ND		0.755	6.65		0.629	0.329	J	0.601	0.269	J	0.561
1,2,4-Trichlorobenzene	ND		0.755	ND		0.629	1.72		0.601	2.50		0.561
Naphthalene	ND		0.755	7.85		0.629	0.413	J	0.601	0.536	J	0.561
TOTAL VO's:	ND			72.4			8.37	J		8.52	J	
TOTAL TIC's:	13.1			210			11.3			11.2		
TOTAL VO's & TIC's:	13.1			282			19.7	J		19.7	J	

ND = Analyzed for but Not Detected at the MDL
J = The concentration was detected at a value below the MDL
All qualifiers on individual Volatiles & Semivolatiles are carried down through summation.

INTEGRATED ANALYTICAL LABORATORIES, LLC.

SUMMARY REPORT
Client: The Whitman Companies, Inc.
Project: DEXTER CHEMICAL - 97-09-10
Lab Case No.: E03-07190

	Lab ID:	07190-009			07190-010			07190-011			07190-012		
	Client ID:	AISB-4A			AISB-4B			AISB-4C			AISB-5A		
	Depth:	7.5/8			10.5/11			13.5/14			7.5/8		
	Matrix:	Soil			Soil			Soil			Soil		
	Sampled Date	8/14/03			8/14/03			8/14/03			8/14/03		
PARAMETER(Units)		Conc	Q	MDL	Conc	Q	MDL	Conc	Q	MDL	Conc	Q	MDL
Volatiles Special List (mg/Kg-ppm)													
Chloromethane		ND		0.581	ND		0.593	ND		0.618	ND		0.578
Vinyl Chloride		ND		0.581	ND		0.593	ND		0.618	ND		0.578
Bromomethane		ND		0.581	ND		0.593	ND		0.618	ND		0.578
Chloroethane		ND		0.581	ND		0.593	ND		0.618	ND		0.578
Trichlorofluoromethane		ND		0.581	ND		0.593	ND		0.618	ND		0.578
Acrolein		ND		1.16	ND		1.19	ND		1.24	ND		1.16
1,1-Dichloroethene		ND		0.581	ND		0.593	ND		0.618	ND		0.578
Methylene Chloride		ND		0.581	ND		0.593	ND		0.618	ND		0.578
Acrylonitrile		ND		1.16	ND		1.19	ND		1.24	ND		1.16
trans-1,2-Dichloroethene		ND		0.581	ND		0.593	ND		0.618	ND		0.578
1,1-Dichloroethane		ND		0.581	ND		0.593	ND		0.618	ND		0.578
cis-1,2-Dichloroethene		ND		0.581	ND		0.593	ND		0.618	ND		0.578
Chloroform		ND		0.581	ND		0.593	ND		0.618	ND		0.578
1,1,1-Trichloroethane		ND		0.581	ND		0.593	ND		0.618	ND		0.578
Carbon Tetrachloride		ND		0.581	ND		0.593	ND		0.618	ND		0.578
1,2-Dichloroethane(EDC)		ND		0.581	ND		0.593	ND		0.618	ND		0.578
Benzene		ND		0.581	ND		0.593	ND		0.618	ND		0.578
Trichloroethene		ND		0.581	ND		0.593	ND		0.618	ND		0.578
1,2-Dichloropropane		ND		0.581	ND		0.593	ND		0.618	ND		0.578
Bromodichloromethane		ND		0.581	ND		0.593	ND		0.618	ND		0.578
2-Chloroethylvinyl Ether		ND		0.581	ND		0.593	ND		0.618	ND		0.578
cis-1,3-Dichloropropene		ND		0.581	ND		0.593	ND		0.618	ND		0.578
Toluene		ND		0.581	ND		0.593	ND		0.618	ND		0.578
trans-1,3-Dichloropropene		ND		0.581	ND		0.593	ND		0.618	ND		0.578
1,1,2-Trichloroethane		ND		0.581	ND		0.593	ND		0.618	ND		0.578
Tetrachloroethene		ND		0.581	ND		0.593	ND		0.618	ND		0.578
Dibromochloromethane		ND		0.581	ND		0.593	ND		0.618	ND		0.578
Chlorobenzene		ND		0.581	ND		0.593	ND		0.618	ND		0.578
Ethylbenzene		ND		0.581	ND		0.593	0.231	J	0.618	ND		0.578
Total Xylenes		ND		0.581	ND		0.593	1.39		0.618	0.261	J	0.578
Bromoform		ND		0.581	ND		0.593	ND		0.618	ND		0.578
1,1,2,2-Tetrachloroethane		ND		0.581	ND		0.593	ND		0.618	ND		0.578
1,3-Dichlorobenzene		ND		0.581	ND		0.593	0.329	J	0.618	ND		0.578
1,4-Dichlorobenzene		1.04		0.581	ND		0.593	1.00		0.618	ND		0.578
1,2-Dichlorobenzene		ND		0.581	ND		0.593	ND		0.618	ND		0.578
1,2,4-Trichlorobenzene		1.35		0.581	ND		0.593	3.11		0.618	ND		0.578
Naphthalene		ND		0.581	ND		0.593	0.924		0.618	ND		0.578
TOTAL VO's:		2.39			ND			6.98	J		0.261	J	
TOTAL TIC's:		9.42			1.78			43.3			1.24		
TOTAL VO's & TIC's:		11.8			1.78			50.3	J		1.50	J	

ND = Analyzed for but Not Detected at the MDL
J = The concentration was detected at a value below the MDL
All qualifiers on individual Volatiles & Semivolatiles are carried down through summation.

INTEGRATED ANALYTICAL LABORATORIES, LLC.

SUMMARY REPORT
Client: The Whitman Companies, Inc.
Project: DEXTER CHEMICAL - 97-09-10
Lab Case No.: E03-07190

Lab ID:	07190-013			07190-014			07190-015			07190-016		
Client ID:	AISB-5B			AISB-6A			AISB-6B			AISB-7A		
Depth:	11.5/12			7.5/8			11.5/12			7.5/8		
Matrix:	Soil			Soil			Soil			Soil		
Sampled Date	8/14/03			8/14/03			8/14/03			8/14/03		
PARAMETER(Units)	Conc	Q	MDL	Conc	Q	MDL	Conc	Q	MDL	Conc	Q	MDL
Volatiles Special List (mg/Kg-ppm)												
Chloromethane	ND		0.0055	ND		0.0057	ND		0.145	ND		0.570
Vinyl Chloride	ND		0.0055	ND		0.0057	ND		0.145	ND		0.570
Bromomethane	ND		0.0055	ND		0.0057	ND		0.145	ND		0.570
Chloroethane	ND		0.0055	ND		0.0057	ND		0.145	ND		0.570
Trichlorofluoromethane	ND		0.0055	ND		0.0057	ND		0.145	ND		0.570
Acrolein	ND		0.011	ND		0.011	ND		0.291	ND		1.14
1,1-Dichloroethene	ND		0.0055	ND		0.0057	ND		0.145	ND		0.570
Methylene Chloride	ND		0.0055	ND		0.0057	ND		0.145	ND		0.570
Acrylonitrile	ND		0.011	ND		0.011	ND		0.291	ND		1.14
trans-1,2-Dichloroethene	ND		0.0055	ND		0.0057	ND		0.145	ND		0.570
1,1-Dichloroethane	ND		0.0055	ND		0.0057	ND		0.145	ND		0.570
cis-1,2-Dichloroethene	ND		0.0055	ND		0.0057	ND		0.145	ND		0.570
Chloroform	ND		0.0055	ND		0.0057	ND		0.145	ND		0.570
1,1,1-Trichloroethane	ND		0.0055	ND		0.0057	ND		0.145	ND		0.570
Carbon Tetrachloride	ND		0.0055	ND		0.0057	ND		0.145	ND		0.570
1,2-Dichloroethane(EDC)	ND		0.0055	ND		0.0057	ND		0.145	ND		0.570
Benzene	ND		0.0055	ND		0.0057	ND		0.145	ND		0.570
Trichloroethene	ND		0.0055	ND		0.0057	ND		0.145	ND		0.570
1,2-Dichloropropane	ND		0.0055	ND		0.0057	ND		0.145	ND		0.570
Bromodichloromethane	ND		0.0055	ND		0.0057	ND		0.145	ND		0.570
2-Chloroethylvinyl Ether	ND		0.0055	ND		0.0057	ND		0.145	ND		0.570
cis-1,3-Dichloropropene	ND		0.0055	ND		0.0057	ND		0.145	ND		0.570
Toluene	ND		0.0055	ND		0.0057	ND		0.145	ND		0.570
trans-1,3-Dichloropropene	ND		0.0055	ND		0.0057	ND		0.145	ND		0.570
1,1,2-Trichloroethane	ND		0.0055	ND		0.0057	ND		0.145	ND		0.570
Tetrachloroethene	ND		0.0055	ND		0.0057	ND		0.145	ND		0.570
Dibromochloromethane	ND		0.0055	ND		0.0057	ND		0.145	ND		0.570
Chlorobenzene	ND		0.0055	ND		0.0057	ND		0.145	ND		0.570
Ethylbenzene	ND		0.0055	ND		0.0057	ND		0.145	ND		0.570
Total Xylenes	ND		0.0055	ND		0.0057	ND		0.145	ND		0.570
Bromoform	ND		0.0055	ND		0.0057	ND		0.145	ND		0.570
1,1,2,2-Tetrachloroethane	ND		0.0055	ND		0.0057	ND		0.145	ND		0.570
1,3-Dichlorobenzene	ND		0.0055	ND		0.0057	ND		0.145	ND		0.570
1,4-Dichlorobenzene	ND		0.0055	0.00372	J	0.0057	0.155		0.145	0.344	J	0.570
1,2-Dichlorobenzene	ND		0.0055	ND		0.0057	0.125	J	0.145	ND		0.570
1,2,4-Trichlorobenzene	ND		0.0055	0.014		0.0057	2.25		0.145	1.84		0.570
Naphthalene	ND		0.0055	0.00482	J	0.0057	2.07		0.145	ND		0.570
TOTAL VO's:	ND			0.023	J		4.60	J		2.18	J	
TOTAL TIC's:	ND			ND			9.06			5.62		
TOTAL VO's & TIC's:	ND			0.023	J		13.7	J		7.80	J	

ND = Analyzed for but Not Detected at the MDL
J = The concentration was detected at a value below the MDL
All qualifiers on individual Volatiles & Semivolatiles are carried down through summation.

INTEGRATED ANALYTICAL LABORATORIES, LLC.

SUMMARY REPORT
Client: The Whitman Companies, Inc.
Project: DEXTER CHEMICAL - 97-09-10
Lab Case No.: E03-07190

Lab ID:	07190-017			07190-018			07190-019		
Client ID:	AISB-7B			AISB-8A			AISB-8B		
Depth:	11.5/12			9.5/10			12.5/13		
Matrix:	Soil			Soil			Soil		
Sampled Date	8/14/03			8/14/03			8/14/03		
PARAMETER(Units)	Conc	Q	MDL	Conc	Q	MDL	Conc	Q	MDL
Volatiles Special List (mg/Kg-ppm)									
Chloromethane	ND		0.0063	ND		0.061	ND		0.571
Vinyl Chloride	ND		0.0063	ND		0.061	ND		0.571
Bromomethane	ND		0.0063	ND		0.061	ND		0.571
Chloroethane	ND		0.0063	ND		0.061	ND		0.571
Trichlorofluoromethane	ND		0.0063	ND		0.061	ND		0.571
Acrolein	ND		0.013	ND		0.122	ND		1.14
1,1-Dichloroethene	ND		0.0063	ND		0.061	ND		0.571
Methylene Chloride	ND		0.0063	ND		0.061	ND		0.571
Acrylonitrile	ND		0.013	ND		0.122	ND		1.14
trans-1,2-Dichloroethene	ND		0.0063	ND		0.061	ND		0.571
1,1-Dichloroethane	ND		0.0063	ND		0.061	ND		0.571
cis-1,2-Dichloroethene	ND		0.0063	ND		0.061	ND		0.571
Chloroform	ND		0.0063	ND		0.061	ND		0.571
1,1,1-Trichloroethane	ND		0.0063	ND		0.061	ND		0.571
Carbon Tetrachloride	ND		0.0063	ND		0.061	ND		0.571
1,2-Dichloroethane(EDC)	ND		0.0063	ND		0.061	ND		0.571
Benzene	ND		0.0063	ND		0.061	ND		0.571
Trichloroethene	ND		0.0063	ND		0.061	ND		0.571
1,2-Dichloropropane	ND		0.0063	ND		0.061	ND		0.571
Bromodichloromethane	ND		0.0063	ND		0.061	ND		0.571
2-Chloroethylvinyl Ether	ND		0.0063	ND		0.061	ND		0.571
cis-1,3-Dichloropropene	ND		0.0063	ND		0.061	ND		0.571
Toluene	ND		0.0063	ND		0.061	ND		0.571
trans-1,3-Dichloropropene	ND		0.0063	ND		0.061	ND		0.571
1,1,2-Trichloroethane	ND		0.0063	ND		0.061	ND		0.571
Tetrachloroethene	ND		0.0063	ND		0.061	ND		0.571
Dibromochloromethane	ND		0.0063	ND		0.061	ND		0.571
Chlorobenzene	ND		0.0063	ND		0.061	ND		0.571
Ethylbenzene	ND		0.0063	ND		0.061	ND		0.571
Total Xylenes	ND		0.0063	ND		0.061	ND		0.571
Bromoform	ND		0.0063	ND		0.061	ND		0.571
1,1,2,2-Tetrachloroethane	ND		0.0063	ND		0.061	ND		0.571
1,3-Dichlorobenzene	0.00193	J	0.0063	0.023	J	0.061	ND		0.571
1,4-Dichlorobenzene	0.015		0.0063	0.153		0.061	0.726		0.571
1,2-Dichlorobenzene	ND		0.0063	0.094		0.061	0.213	J	0.571
1,2,4-Trichlorobenzene	ND		0.0063	1.79		0.061	3.36		0.571
Naphthalene	0.012		0.0063	0.171		0.061	ND		0.571
TOTAL VO's:	0.029	J		2.23	J		4.30	J	
TOTAL TIC's:	0.010			1.50			22.0		
TOTAL VO's & TIC's:	0.039	J		3.73	J		26.3	J	

ND = Analyzed for but Not Detected at the MDL
J = The concentration was detected at a value below the MDL
All qualifiers on individual Volatiles & Semivolatiles are carried down through summation.

INTEGRATED ANALYTICAL LABORATORIES

VOLATILE ORGANICS

Client/Project: WHITMAN/DEXTER CHE

Lab ID: 07190-001
Client ID: AISB-1A/7.5-8
Date Received: 08/18/2003
Date Analyzed: 08/19/2003
Data file: I6161.D

GC/MS Column: DB-624
Sample wt/vol: 0.05g
Matrix-Units: Soil-mg/Kg (ppm)
Dilution Factor: 100
% Moisture: 15.1

Compound	Concentration	Q	MDL
Chloromethane	ND		0.589
Vinyl Chloride	ND		0.589
Bromomethane	ND		0.589
Chloroethane	ND		0.589
Trichlorofluoromethane	ND		0.589
Acrolein	ND		1.18
1,1-Dichloroethene	ND		0.589
Methylene Chloride	ND		0.589
Acrylonitrile	ND		1.18
trans-1,2-Dichloroethene	ND		0.589
1,1-Dichloroethane	ND		0.589
cis-1,2-Dichloroethene	ND		0.589
Chloroform	ND		0.589
1,1,1-Trichloroethane	ND		0.589
Carbon Tetrachloride	ND		0.589
1,2-Dichloroethane(EDC)	ND		0.589
Benzene	ND		0.589
Trichloroethene	ND		0.589
1,2-Dichloropropane	ND		0.589
Bromodichloromethane	ND		0.589
2-Chloroethylvinyl Ether	ND		0.589
cis-1,3-Dichloropropene	ND		0.589
Toluene	ND		0.589
trans-1,3-Dichloropropene	ND		0.589
1,1,2-Trichloroethane	ND		0.589
Tetrachloroethene	ND		0.589
Dibromochloromethane	ND		0.589
Chlorobenzene	ND		0.589
Ethylbenzene	ND		0.589
Total Xylenes	ND		0.589
Bromoform	ND		0.589
1,1,2,2-Tetrachloroethane	ND		0.589
1,3-Dichlorobenzene	ND		0.589
1,4-Dichlorobenzene	ND		0.589
1,2-Dichlorobenzene	ND		0.589
1,2,4-Trichlorobenzene	ND		0.589
Naphthalene	0.223	J	0.589
Total Target Compounds:	0.223	J	

INTEGRATED ANALYTICAL LABORATORIES

VOLATILE ORGANICS
Tentatively Identified Compounds

Client/Project: WHITMAN/DEXTER CHE

Lab ID: 07190-001
Client ID: AISB-1A/7.5-8
Date Received: 08/18/2003
Date Analyzed: 08/19/2003
Date File: I6161.D

GC/MS Column: DB-624
Sample wt/vol: 0.05g
Matrix-Units: Soil-mg/Kg (ppm)
Dilution Factor: 100
% Moisture: 15.1

CAS #	Compound	Estimated Concentration	Retention Time
	Unknown	0.719	12.08
	Unknown alkane	0.777	12.30
	Unknown alkane	1.79	14.45
	Unknown alkane	0.966	14.62

Total TICs = 4.25

INTEGRATED ANALYTICAL LABORATORIES

VOLATILE ORGANICS

Client/Project: WHITMAN/DEXTER CHE

Lab ID: 07190-002
Client ID: AISB-1B/10.5-11
Date Received: 08/18/2003
Date Analyzed: 08/19/2003
Data file: I6162.D

GC/MS Column: DB-624
Sample wt/vol: 0.05g
Matrix-Units: Soil-mg/Kg (ppm)
Dilution Factor: 100
% Moisture: 15.7

Compound	Concentration	Q	MDL
Chloromethane	ND		0.593
Vinyl Chloride	ND		0.593
Bromomethane	ND		0.593
Chloroethane	ND		0.593
Trichlorofluoromethane	ND		0.593
Acrolein	ND		1.19
1,1-Dichloroethene	ND		0.593
Methylene Chloride	ND		0.593
Acrylonitrile	ND		1.19
trans-1,2-Dichloroethene	ND		0.593
1,1-Dichloroethane	ND		0.593
cis-1,2-Dichloroethene	ND		0.593
Chloroform	ND		0.593
1,1,1-Trichloroethane	ND		0.593
Carbon Tetrachloride	ND		0.593
1,2-Dichloroethane(EDC)	ND		0.593
Benzene	ND		0.593
Trichloroethene	ND		0.593
1,2-Dichloropropane	ND		0.593
Bromodichloromethane	ND		0.593
2-Chloroethylvinyl Ether	ND		0.593
cis-1,3-Dichloropropene	ND		0.593
Toluene	ND		0.593
trans-1,3-Dichloropropene	ND		0.593
1,1,2-Trichloroethane	ND		0.593
Tetrachloroethene	ND		0.593
Dibromochloromethane	ND		0.593
Chlorobenzene	ND		0.593
Ethylbenzene	1.39		0.593
Total Xylenes	10.5		0.593
Bromoform	ND		0.593
1,1,2,2-Tetrachloroethane	ND		0.593
1,3-Dichlorobenzene	0.323	J	0.593
1,4-Dichlorobenzene	1.77		0.593
1,2-Dichlorobenzene	2.11		0.593
1,2,4-Trichlorobenzene	23.4		0.593
Naphthalene	5.39		0.593
Total Target Compounds:	44.9	J	

INTEGRATED ANALYTICAL LABORATORIES

VOLATILE ORGANICS
Tentatively Identified Compounds

Client/Project: WHITMAN/DEXTER CHE

Lab ID: 07190-002
Client ID: AISB-1B/10.5-11
Date Received: 08/18/2003
Date Analyzed: 08/19/2003
Date File: I6162.D

GC/MS Column: DB-624
Sample wt/vol: 0.05g
Matrix-Units: Soil-mg/Kg (ppm)
Dilution Factor: 100
% Moisture: 15.7

CAS #	Compound	Estimated Concentration	Retention Time
	Unknown alkane	10.7	17.18
	Unknown alkane	2.63	17.62
	Substituted benzene	3.10	18.62
	Substituted benzene	5.31	18.69
	Unknown alkane	5.72	18.83
	Substituted benzene	3.76	19.10
	Substituted benzene	7.26	19.20
	Substituted benzene	4.84	19.83
	Unknown alkane	9.92	19.95
	Substituted benzene	3.16	20.46

Total TICs = 56.4

INTEGRATED ANALYTICAL LABORATORIES

VOLATILE ORGANICS

Client/Project: WHITMAN/DEXTER CHE

Lab ID: 07190-003
Client ID: AISB-1C/14.5-15
Date Received: 08/18/2003
Date Analyzed: 08/19/2003
Data file: I6163.D

GC/MS Column: DB-624
Sample wt/vol: 0.05g
Matrix-Units: Soil-mg/Kg (ppm)
Dilution Factor: 100
% Moisture: 9.5

Compound	Concentration	Q	MDL
Chloromethane	ND		0.553
Vinyl Chloride	ND		0.553
Bromomethane	ND		0.553
Chloroethane	ND		0.553
Trichlorofluoromethane	ND		0.553
Acrolein	ND		1.11
1,1-Dichloroethene	ND		0.553
Methylene Chloride	ND		0.553
Acrylonitrile	ND		1.11
trans-1,2-Dichloroethene	ND		0.553
1,1-Dichloroethane	ND		0.553
cis-1,2-Dichloroethene	ND		0.553
Chloroform	ND		0.553
1,1,1-Trichloroethane	ND		0.553
Carbon Tetrachloride	ND		0.553
1,2-Dichloroethane(EDC)	ND		0.553
Benzene	ND		0.553
Trichloroethene	ND		0.553
1,2-Dichloropropane	ND		0.553
Bromodichloromethane	ND		0.553
2-Chloroethylvinyl Ether	ND		0.553
cis-1,3-Dichloropropene	ND		0.553
Toluene	ND		0.553
trans-1,3-Dichloropropene	ND		0.553
1,1,2-Trichloroethane	ND		0.553
Tetrachloroethene	ND		0.553
Dibromochloromethane	ND		0.553
Chlorobenzene	ND		0.553
Ethylbenzene	ND		0.553
Total Xylenes	ND		0.553
Bromoform	ND		0.553
1,1,2,2-Tetrachloroethane	ND		0.553
1,3-Dichlorobenzene	0.183	J	0.553
1,4-Dichlorobenzene	0.430	J	0.553
1,2-Dichlorobenzene	ND		0.553
1,2,4-Trichlorobenzene	1.28		0.553
Naphthalene	1.56		0.553
Total Target Compounds:	3.45	J	

INTEGRATED ANALYTICAL LABORATORIES

VOLATILE ORGANICS
Tentatively Identified Compounds

Client/Project: WHITMAN/DEXTER CHE

Lab ID: 07190-003
Client ID: AISB-1C/14.5-15
Date Received: 08/18/2003
Date Analyzed: 08/19/2003
Date File: I6163.D

GC/MS Column: DB-624
Sample wt/vol: 0.05g
Matrix-Units: Soil-mg/Kg (ppm)
Dilution Factor: 100
% Moisture: 9.5

CAS #	Compound	Estimated Concentration	Retention Time
	Substituted benzene	0.597	18.69
	Unknown alkane	0.575	18.85
	Substituted benzene	0.586	19.11
	Substituted benzene	1.11	19.21
	Substituted benzene	0.652	19.78
	Substituted benzene	1.01	19.84
	Unknown alkane	1.59	19.96
	Substituted benzene	0.685	20.47

Total TICs = 6.81

INTEGRATED ANALYTICAL LABORATORIES

VOLATILE ORGANICS

Client/Project: WHITMAN/DEXTER CHE

Lab ID: 07190-004
Client ID: AISB-2A/8.5-9
Date Received: 08/18/2003
Date Analyzed: 08/23/2003
Data file: I6256.D

GC/MS Column: DB-624
Sample wt/vol: 0.05g
Matrix-Units: Soil-mg/Kg (ppm)
Dilution Factor: 100
% Moisture: 14.1

Compound	Concentration	Q	MDL
Chloromethane	ND		0.582
Vinyl Chloride	ND		0.582
Bromomethane	ND		0.582
Chloroethane	ND		0.582
Trichlorofluoromethane	ND		0.582
Acrolein	ND		1.16
1,1-Dichloroethene	ND		0.582
Methylene Chloride	ND		0.582
Acrylonitrile	ND		1.16
trans-1,2-Dichloroethene	ND		0.582
1,1-Dichloroethane	ND		0.582
cis-1,2-Dichloroethene	ND		0.582
Chloroform	ND		0.582
1,1,1-Trichloroethane	ND		0.582
Carbon Tetrachloride	ND		0.582
1,2-Dichloroethane(EDC)	ND		0.582
Benzene	ND		0.582
Trichloroethene	ND		0.582
1,2-Dichloropropane	ND		0.582
Bromodichloromethane	ND		0.582
2-Chloroethylvinyl Ether	ND		0.582
cis-1,3-Dichloropropene	ND		0.582
Toluene	ND		0.582
trans-1,3-Dichloropropene	ND		0.582
1,1,2-Trichloroethane	ND		0.582
Tetrachloroethene	ND		0.582
Dibromochloromethane	ND		0.582
Chlorobenzene	ND		0.582
Ethylbenzene	ND		0.582
Total Xylenes	ND		0.582
Bromoform	ND		0.582
1,1,2,2-Tetrachloroethane	ND		0.582
1,3-Dichlorobenzene	1.57		0.582
1,4-Dichlorobenzene	3.59		0.582
1,2-Dichlorobenzene	ND		0.582
1,2,4-Trichlorobenzene	2.58		0.582
Naphthalene	ND		0.582

Total Target Compounds: 7.74

INTEGRATED ANALYTICAL LABORATORIES

VOLATILE ORGANICS
Tentatively Identified Compounds

Client/Project: WHITMAN/DEXTER CHE

Lab ID: 07190-004
Client ID: AISB-2A/8.5-9
Date Received: 08/18/2003
Date Analyzed: 08/23/2003
Date File: I6256.D

GC/MS Column: DB-624
Sample wt/vol: 0.05g
Matrix-Units: Soil-mg/Kg (ppm)
Dilution Factor: 100
% Moisture: 14.1

CAS #	Compound	Estimated Concentration	Retention Time
000067-64-1	Acetone	3.29	5.91
	Substituted benzene	1.39	18.67
	Substituted benzene	3.04	19.20
	Unknown alkane	1.40	19.52
	Substituted benzene	2.86	19.81
	Unknown alkane	7.33	19.94
	Substituted benzene	1.32	20.44
	Unknown alkane	2.86	21.55
	Unknown alkane	1.29	21.87
	Unknown alkane	1.62	22.97

Total TICs = 26.4

INTEGRATED ANALYTICAL LABORATORIES

VOLATILE ORGANICS

Client/Project: WHITMAN/DEXTER CHE

Lab ID: 07190-005
Client ID: AISB-2B/14.5-15
Date Received: 08/18/2003
Date Analyzed: 08/19/2003
Data file: I6165.D

GC/MS Column: DB-624
Sample wt/vol: 0.05g
Matrix-Units: Soil-mg/Kg (ppm)
Dilution Factor: 100
% Moisture: 33.8

Compound	Concentration	Q	MDL
Chloromethane	ND		0.755
Vinyl Chloride	ND		0.755
Bromomethane	ND		0.755
Chloroethane	ND		0.755
Trichlorofluoromethane	ND		0.755
Acrolein	ND		1.51
1,1-Dichloroethene	ND		0.755
Methylene Chloride	ND		0.755
Acrylonitrile	ND		1.51
trans-1,2-Dichloroethene	ND		0.755
1,1-Dichloroethane	ND		0.755
cis-1,2-Dichloroethene	ND		0.755
Chloroform	ND		0.755
1,1,1-Trichloroethane	ND		0.755
Carbon Tetrachloride	ND		0.755
1,2-Dichloroethane(EDC)	ND		0.755
Benzene	ND		0.755
Trichloroethene	ND		0.755
1,2-Dichloropropane	ND		0.755
Bromodichloromethane	ND		0.755
2-Chloroethylvinyl Ether	ND		0.755
cis-1,3-Dichloropropene	ND		0.755
Toluene	ND		0.755
trans-1,3-Dichloropropene	ND		0.755
1,1,2-Trichloroethane	ND		0.755
Tetrachloroethene	ND		0.755
Dibromochloromethane	ND		0.755
Chlorobenzene	ND		0.755
Ethylbenzene	ND		0.755
Total Xylenes	ND		0.755
Bromoform	ND		0.755
1,1,2,2-Tetrachloroethane	ND		0.755
1,3-Dichlorobenzene	ND		0.755
1,4-Dichlorobenzene	ND		0.755
1,2-Dichlorobenzene	ND		0.755
1,2,4-Trichlorobenzene	ND		0.755
Naphthalene	ND		0.755

Total Target Compounds: 0

INTEGRATED ANALYTICAL LABORATORIES

VOLATILE ORGANICS
Tentatively Identified Compounds

Client/Project: WHITMAN/DEXTER CHE

Lab ID: 07190-005
Client ID: AISB-2B/14.5-15
Date Received: 08/18/2003
Date Analyzed: 08/19/2003
Date File: I6165.D

GC/MS Column: DB-624
Sample wt/vol: 0.05g
Matrix-Units: Soil-mg/Kg (ppm)
Dilution Factor: 100
% Moisture: 33.8

CAS #	Compound	Estimated Concentration	Retention Time
000067-64-1	Acetone	12.1	5.89
	Unknown	1.03	6.30

Total TICs = 13.1

INTEGRATED ANALYTICAL LABORATORIES

VOLATILE ORGANICS

Client/Project: WHITMAN/DEXTER CHE

Lab ID: 07190-006
Client ID: AISB-3A/7.5-8
Date Received: 08/18/2003
Date Analyzed: 08/23/2003
Data file: I6242.D

GC/MS Column: DB-624
Sample wt/vol: 0.05g
Matrix-Units: Soil-mg/Kg (ppm)
Dilution Factor: 100
% Moisture: 20.5

Compound	Concentration	Q	MDL
Chloromethane	ND		0.629
Vinyl Chloride	ND		0.629
Bromomethane	ND		0.629
Chloroethane	ND		0.629
Trichlorofluoromethane	ND		0.629
Acrolein	ND		1.26
1,1-Dichloroethene	ND		0.629
Methylene Chloride	ND		0.629
Acrylonitrile	ND		1.26
trans-1,2-Dichloroethene	ND		0.629
1,1-Dichloroethane	ND		0.629
cis-1,2-Dichloroethene	ND		0.629
Chloroform	ND		0.629
1,1,1-Trichloroethane	ND		0.629
Carbon Tetrachloride	ND		0.629
1,2-Dichloroethane(EDC)	ND		0.629
Benzene	ND		0.629
Trichloroethene	ND		0.629
1,2-Dichloropropane	ND		0.629
Bromodichloromethane	ND		0.629
2-Chloroethylvinyl Ether	ND		0.629
cis-1,3-Dichloropropene	ND		0.629
Toluene	ND		0.629
trans-1,3-Dichloropropene	ND		0.629
1,1,2-Trichloroethane	ND		0.629
Tetrachloroethene	ND		0.629
Dibromochloromethane	ND		0.629
Chlorobenzene	ND		0.629
Ethylbenzene	7.12		0.629
Total Xylenes	36.6		0.629
Bromoform	ND		0.629
1,1,2,2-Tetrachloroethane	ND		0.629
1,3-Dichlorobenzene	2.03		0.629
1,4-Dichlorobenzene	12.1		0.629
1,2-Dichlorobenzene	6.65		0.629
1,2,4-Trichlorobenzene	ND		0.629
Naphthalene	7.85		0.629

Total Target Compounds: 72.4

INTEGRATED ANALYTICAL LABORATORIES

VOLATILE ORGANICS
Tentatively Identified Compounds

Client/Project: WHITMAN/DEXTER CHE

Lab ID: 07190-006
Client ID: AISB-3A/7.5-8
Date Received: 08/18/2003
Date Analyzed: 08/23/2003
Date File: I6242.D

GC/MS Column: DB-624
Sample wt/vol: 0.05g
Matrix-Units: Soil-mg/Kg (ppm)
Dilution Factor: 100
% Moisture: 20.5

CAS #	Compound	Estimated Concentration	Retention Time
	Unknown alkane	50.5	17.15
	Unknown alkane	7.96	18.04
	Substituted benzene	19.2	18.65
	Unknown alkane	16.9	18.80
	Substituted benzene	15.1	19.17
	Unknown alkane	7.25	19.48
	Substituted benzene	13.6	19.78
	Unknown alkane	29.4	19.92
	Substituted benzene	42.0	21.06
	Substituted benzene	8.28	21.88

Total TICs = 210

INTEGRATED ANALYTICAL LABORATORIES

VOLATILE ORGANICS

Client/Project: WHITMAN/DEXTER CHE

Lab ID: 07190-007
Client ID: AISB-3B/9-9.5
Date Received: 08/18/2003
Date Analyzed: 08/26/2003
Data file: I6299.D

GC/MS Column: DB-624
Sample wt/vol: 0.05g
Matrix-Units: Soil-mg/Kg (ppm)
Dilution Factor: 100
% Moisture: 16.8

Compound	Concentration	Q	MDL
Chloromethane	ND		0.601
Vinyl Chloride	ND		0.601
Bromomethane	ND		0.601
Chloroethane	ND		0.601
Trichlorofluoromethane	ND		0.601
Acrolein	ND		1.20
1,1-Dichloroethene	ND		0.601
Methylene Chloride	ND		0.601
Acrylonitrile	ND		1.20
trans-1,2-Dichloroethene	ND		0.601
1,1-Dichloroethane	ND		0.601
cis-1,2-Dichloroethene	ND		0.601
Chloroform	ND		0.601
1,1,1-Trichloroethane	ND		0.601
Carbon Tetrachloride	ND		0.601
1,2-Dichloroethane(EDC)	ND		0.601
Benzene	ND		0.601
Trichloroethene	ND		0.601
1,2-Dichloropropane	ND		0.601
Bromodichloromethane	ND		0.601
2-Chloroethylvinyl Ether	ND		0.601
cis-1,3-Dichloropropene	ND		0.601
Toluene	ND		0.601
trans-1,3-Dichloropropene	ND		0.601
1,1,2-Trichloroethane	ND		0.601
Tetrachloroethene	ND		0.601
Dibromochloromethane	ND		0.601
Chlorobenzene	ND		0.601
Ethylbenzene	0.559	J	0.601
Total Xylenes	3.57		0.601
Bromoform	ND		0.601
1,1,2,2-Tetrachloroethane	ND		0.601
1,3-Dichlorobenzene	0.215	J	0.601
1,4-Dichlorobenzene	1.56		0.601
1,2-Dichlorobenzene	0.329	J	0.601
1,2,4-Trichlorobenzene	1.72		0.601
Naphthalene	0.413	J	0.601
Total Target Compounds:	8.37	J	

INTEGRATED ANALYTICAL LABORATORIES

VOLATILE ORGANICS
Tentatively Identified Compounds

Client/Project: WHITMAN/DEXTER CHE

Lab ID: 07190-007
Client ID: AISB-3B/9-9.5
Date Received: 08/18/2003
Date Analyzed: 08/26/2003
Date File: I6299.D

GC/MS Column: DB-624
Sample wt/vol: 0.05g
Matrix-Units: Soil-mg/Kg (ppm)
Dilution Factor: 100
% Moisture: 16.8

CAS #	Compound	Estimated Concentration	Retention Time
	Unknown alkane	1.15	17.18
	Unknown	0.817	18.38
	Unknown	0.697	18.66
	Unknown alkane	1.35	18.83
	Unknown	1.56	19.23
	Unknown	0.793	19.51
	Unknown	1.26	19.82
	Unknown alkane	2.92	19.94
	Unknown alkane	0.757	20.23

Total TICs = 11.3

INTEGRATED ANALYTICAL LABORATORIES

VOLATILE ORGANICS

Client/Project: WHITMAN/DEXTER CHE

Lab ID: 07190-008
Client ID: AISB-3C/13-13.5
Date Received: 08/18/2003
Date Analyzed: 08/23/2003
Data file: I6244.D

GC/MS Column: DB-624
Sample wt/vol: 0.05g
Matrix-Units: Soil-mg/Kg (ppm)
Dilution Factor: 100
% Moisture: 10.8

Compound	Concentration	Q	MDL
Chloromethane	ND		0.561
Vinyl Chloride	ND		0.561
Bromomethane	ND		0.561
Chloroethane	ND		0.561
Trichlorofluoromethane	ND		0.561
Acrolein	ND		1.12
1,1-Dichloroethene	ND		0.561
Methylene Chloride	ND		0.561
Acrylonitrile	ND		1.12
trans-1,2-Dichloroethene	ND		0.561
1,1-Dichloroethane	ND		0.561
cis-1,2-Dichloroethene	ND		0.561
Chloroform	ND		0.561
1,1,1-Trichloroethane	ND		0.561
Carbon Tetrachloride	ND		0.561
1,2-Dichloroethane(EDC)	ND		0.561
Benzene	ND		0.561
Trichloroethene	ND		0.561
1,2-Dichloropropane	ND		0.561
Bromodichloromethane	ND		0.561
2-Chloroethylvinyl Ether	ND		0.561
cis-1,3-Dichloropropene	ND		0.561
Toluene	ND		0.561
trans-1,3-Dichloropropene	ND		0.561
1,1,2-Trichloroethane	ND		0.561
Tetrachloroethene	ND		0.561
Dibromochloromethane	ND		0.561
Chlorobenzene	ND		0.561
Ethylbenzene	0.514	J	0.561
Total Xylenes	3.14		0.561
Bromoform	ND		0.561
1,1,2,2-Tetrachloroethane	ND		0.561
1,3-Dichlorobenzene	0.234	J	0.561
1,4-Dichlorobenzene	1.33		0.561
1,2-Dichlorobenzene	0.269	J	0.561
1,2,4-Trichlorobenzene	2.50		0.561
Naphthalene	0.536	J	0.561
Total Target Compounds:	8.52	J	

INTEGRATED ANALYTICAL LABORATORIES

VOLATILE ORGANICS
Tentatively Identified Compounds

Client/Project: WHITMAN/DEXTER CHE

Lab ID: 07190-008
Client ID: AISB-3C/13-13.5
Date Received: 08/18/2003
Date Analyzed: 08/23/2003
Date File: I6244.D

GC/MS Column: DB-624
Sample wt/vol: 0.05g
Matrix-Units: Soil-mg/Kg (ppm)
Dilution Factor: 100
% Moisture: 10.8

CAS #	Compound	Estimated Concentration	Retention Time
	Unknown alkane	1.72	17.16
	Unknown alkane	0.841	18.37
	Unknown	0.628	18.65
	Substituted benzene	1.09	19.79
	Unknown alkane	3.20	19.92
	Unknown alkane	0.594	21.85
	Unknown alkane	0.661	22.16
	Unknown alkane	0.785	22.55
	Unknown alkane	0.975	22.93
	Unknown	0.673	23.41

Total TICs = 11.2

INTEGRATED ANALYTICAL LABORATORIES

VOLATILE ORGANICS

Client/Project: WHITMAN/DEXTER CHE

Lab ID: 07190-009
Client ID: AISB-4A/7.5-8
Date Received: 08/18/2003
Date Analyzed: 08/23/2003
Data file: I6245.D

GC/MS Column: DB-624
Sample wt/vol: 0.05g
Matrix-Units: Soil-mg/Kg (ppm)
Dilution Factor: 100
% Moisture: 13.9

Compound	Concentration	Q	MDL
Chloromethane	ND		0.581
Vinyl Chloride	ND		0.581
Bromomethane	ND		0.581
Chloroethane	ND		0.581
Trichlorofluoromethane	ND		0.581
Acrolein	ND		1.16
1,1-Dichloroethene	ND		0.581
Methylene Chloride	ND		0.581
Acrylonitrile	ND		1.16
trans-1,2-Dichloroethene	ND		0.581
1,1-Dichloroethane	ND		0.581
cis-1,2-Dichloroethene	ND		0.581
Chloroform	ND		0.581
1,1,1-Trichloroethane	ND		0.581
Carbon Tetrachloride	ND		0.581
1,2-Dichloroethane(EDC)	ND		0.581
Benzene	ND		0.581
Trichloroethene	ND		0.581
1,2-Dichloropropane	ND		0.581
Bromodichloromethane	ND		0.581
2-Chloroethylvinyl Ether	ND		0.581
cis-1,3-Dichloropropene	ND		0.581
Toluene	ND		0.581
trans-1,3-Dichloropropene	ND		0.581
1,1,2-Trichloroethane	ND		0.581
Tetrachloroethene	ND		0.581
Dibromochloromethane	ND		0.581
Chlorobenzene	ND		0.581
Ethylbenzene	ND		0.581
Total Xylenes	ND		0.581
Bromoform	ND		0.581
1,1,2,2-Tetrachloroethane	ND		0.581
1,3-Dichlorobenzene	ND		0.581
1,4-Dichlorobenzene	1.04		0.581
1,2-Dichlorobenzene	ND		0.581
1,2,4-Trichlorobenzene	1.35		0.581
Naphthalene	ND		0.581

Total Target Compounds: 2.39

INTEGRATED ANALYTICAL LABORATORIES

VOLATILE ORGANICS
Tentatively Identified Compounds

Client/Project: WHITMAN/DEXTER CHE

Lab ID: 07190-009
Client ID: AISB-4A/7.5-8
Date Received: 08/18/2003
Date Analyzed: 08/23/2003
Date File: I6245.D

GC/MS Column: DB-624
Sample wt/vol: 0.05g
Matrix-Units: Soil-mg/Kg (ppm)
Dilution Factor: 100
% Moisture: 13.9

CAS #	Compound	Estimated Concentration	Retention Time
	Unknown alkane	1.03	17.20
	Unknown	0.708	17.63
	Unknown alkane	1.28	18.83
	Unknown alkane	0.650	19.51
	Unknown alkane	0.778	19.82
	Unknown alkane	2.20	19.94
	Unknown alkane	1.07	20.74
	Unknown alkane	0.790	21.56
	Unknown alkane	0.918	21.88

Total TICs = 9.42

INTEGRATED ANALYTICAL LABORATORIES

VOLATILE ORGANICS

Client/Project: WHITMAN/DEXTER CHE

Lab ID: 07190-010
Client ID: AISB-4B/10.5-11
Date Received: 08/18/2003
Date Analyzed: 08/23/2003
Data file: I6246.D

GC/MS Column: DB-624.
Sample wt/vol: 0.05g
Matrix-Units: Soil-mg/Kg (ppm)
Dilution Factor: 100
% Moisture: 15.7

Compound	Concentration	Q	MDL
Chloromethane	ND		0.593
Vinyl Chloride	ND		0.593
Bromomethane	ND		0.593
Chloroethane	ND		0.593
Trichlorofluoromethane	ND		0.593
Acrolein	ND		0.593
1,1-Dichloroethene	ND		1.19
Methylene Chloride	ND		0.593
Acrylonitrile	ND		0.593
trans-1,2-Dichloroethene	ND		1.19
1,1-Dichloroethane	ND		0.593
cis-1,2-Dichloroethene	ND		0.593
Chloroform	ND		0.593
1,1,1-Trichloroethane	ND		0.593
Carbon Tetrachloride	ND		0.593
1,2-Dichloroethane(EDC)	ND		0.593
Benzene	ND		0.593
Trichloroethene	ND		0.593
1,2-Dichloropropane	ND		0.593
Bromodichloromethane	ND		0.593
2-Chloroethylvinyl Ether	ND		0.593
cis-1,3-Dichloropropene	ND		0.593
Toluene	ND		0.593
trans-1,3-Dichloropropene	ND		0.593
1,1,2-Trichloroethane	ND		0.593
Tetrachloroethene	ND		0.593
Dibromochloromethane	ND		0.593
Chlorobenzene	ND		0.593
Ethylbenzene	ND		0.593
Total Xylenes	ND		0.593
Bromoform	ND		0.593
1,1,2,2-Tetrachloroethane	ND		0.593
1,3-Dichlorobenzene	ND		0.593
1,4-Dichlorobenzene	ND		0.593
1,2-Dichlorobenzene	ND		0.593
1,2,4-Trichlorobenzene	ND		0.593
Naphthalene	ND		0.593

Total Target Compounds: 0

INTEGRATED ANALYTICAL LABORATORIES

VOLATILE ORGANICS
Tentatively Identified Compounds

Client/Project: WHITMAN/DEXTER CHE

Lab ID: 07190-010
Client ID: AISB-4B/10.5-11
Date Received: 08/18/2003
Date Analyzed: 08/23/2003
Date File: I6246.D

GC/MS Column: DB-624
Sample wt/vol: 0.05g
Matrix-Units: Soil-mg/Kg (ppm)
Dilution Factor: 100
% Moisture: 15.7

CAS #	Compound	Estimated Concentration	Retention Time
	Unknown alkane	1.78	19.92

Total TICs = 1.78

INTEGRATED ANALYTICAL LABORATORIES

VOLATILE ORGANICS

Client/Project: WHITMAN/DEXTER CHE

Lab ID: 07190-011
Client ID: AISB-4C/13.5-14
Date Received: 08/18/2003
Date Analyzed: 08/23/2003
Data file: I6247.D

GC/MS Column: DB-624
Sample wt/vol: 0.05g
Matrix-Units: Soil-mg/Kg (ppm)
Dilution Factor: 100
% Moisture: 19.1

Compound	Concentration	Q	MDL
Chloromethane	ND		0.618
Vinyl Chloride	ND		0.618
Bromomethane	ND		0.618
Chloroethane	ND		0.618
Trichlorofluoromethane	ND		0.618
Acrolein	ND		1.24
1,1-Dichloroethene	ND		0.618
Methylene Chloride	ND		0.618
Acrylonitrile	ND		1.24
trans-1,2-Dichloroethene	ND		0.618
1,1-Dichloroethane	ND		0.618
cis-1,2-Dichloroethene	ND		0.618
Chloroform	ND		0.618
1,1,1-Trichloroethane	ND		0.618
Carbon Tetrachloride	ND		0.618
1,2-Dichloroethane(EDC)	ND		0.618
Benzene	ND		0.618
Trichloroethene	ND		0.618
1,2-Dichloropropane	ND		0.618
Bromodichloromethane	ND		0.618
2-Chloroethylvinyl Ether	ND		0.618
cis-1,3-Dichloropropene	ND		0.618
Toluene	ND		0.618
trans-1,3-Dichloropropene	ND		0.618
1,1,2-Trichloroethane	ND		0.618
Tetrachloroethene	ND		0.618
Dibromochloromethane	ND		0.618
Chlorobenzene	ND		0.618
Ethylbenzene	0.231	J	0.618
Total Xylenes	1.39		0.618
Bromoform	ND		0.618
1,1,2,2-Tetrachloroethane	ND		0.618
1,3-Dichlorobenzene	0.329	J	0.618
1,4-Dichlorobenzene	1.00		0.618
1,2-Dichlorobenzene	ND		0.618
1,2,4-Trichlorobenzene	3.11		0.618
Naphthalene	0.924		0.618
Total Target Compounds:	6.98	J	

INTEGRATED ANALYTICAL LABORATORIES

VOLATILE ORGANICS
Tentatively Identified Compounds

Client/Project: WHITMAN/DEXTER CHE

Lab ID: 07190-011
Client ID: AISB-4C/13.5-14
Date Received: 08/18/2003
Date Analyzed: 08/23/2003
Date File: I6247.D

GC/MS Column: DB-624
Sample wt/vol: 0.05g
Matrix-Units: Soil-mg/Kg (ppm)
Dilution Factor: 100
% Moisture: 19.1

CAS #	Compound	Estimated Concentration	Retention Time
000067-64-1	Acetone	29.4	5.87
000067-63-0	Isopropyl Alcohol	10.5	6.31
	Substituted benzene	0.754	19.20
	Substituted benzene	0.989	19.82
	Unknown	0.915	19.94
	Substituted benzene	0.754	20.47

Total TICs = 43.3

INTEGRATED ANALYTICAL LABORATORIES

VOLATILE ORGANICS

Client/Project: WHITMAN/DEXTER CHE

Lab ID: 07190-012
Client ID: AISB-5A/7.5-8
Date Received: 08/18/2003
Date Analyzed: 08/23/2003
Data file: I6248.D

GC/MS Column: DB-624
Sample wt/vol: 0.05g
Matrix-Units: Soil-mg/Kg (ppm)
Dilution Factor: 100
% Moisture: 13.5

Compound	Concentration	Q	MDL
Chloromethane	ND		0.578
Vinyl Chloride	ND		0.578
Bromomethane	ND		0.578
Chloroethane	ND		0.578
Trichlorofluoromethane	ND		0.578
Acrolein	ND		1.16
1,1-Dichloroethene	ND		0.578
Methylene Chloride	ND		0.578
Acrylonitrile	ND		1.16
trans-1,2-Dichloroethene	ND		0.578
1,1-Dichloroethane	ND		0.578
cis-1,2-Dichloroethene	ND		0.578
Chloroform	ND		0.578
1,1,1-Trichloroethane	ND		0.578
Carbon Tetrachloride	ND		0.578
1,2-Dichloroethane(EDC)	ND		0.578
Benzene	ND		0.578
Trichloroethene	ND		0.578
1,2-Dichloropropane	ND		0.578
Bromodichloromethane	ND		0.578
2-Chloroethylvinyl Ether	ND		0.578
cis-1,3-Dichloropropene	ND		0.578
Toluene	ND		0.578
trans-1,3-Dichloropropene	ND		0.578
1,1,2-Trichloroethane	ND		0.578
Tetrachloroethene	ND		0.578
Dibromochloromethane	ND		0.578
Chlorobenzene	ND		0.578
Ethylbenzene	ND		0.578
Total Xylenes	0.261	J	0.578
Bromoform	ND		0.578
1,1,2,2-Tetrachloroethane	ND		0.578
1,3-Dichlorobenzene	ND		0.578
1,4-Dichlorobenzene	ND		0.578
1,2-Dichlorobenzene	ND		0.578
1,2,4-Trichlorobenzene	ND		0.578
Naphthalene	ND		0.578

Total Target Compounds: 0.261 J

INTEGRATED ANALYTICAL LABORATORIES

VOLATILE ORGANICS
Tentatively Identified Compounds

Client/Project: WHITMAN/DEXTER CHE

Lab ID: 07190-012
Client ID: AISB-5A/7.5-8
Date Received: 08/18/2003
Date Analyzed: 08/23/2003
Date File: I6248.D

GC/MS Column: DB-624
Sample wt/vol: 0.05g
Matrix-Units: Soil-mg/Kg (ppm)
Dilution Factor: 100
% Moisture: 13.5

CAS #	Compound	Estimated Concentration	Retention Time
000067-64-1	Acetone	1.24	5.85

Total TICs = 1.24

INTEGRATED ANALYTICAL LABORATORIES

VOLATILE ORGANICS

Client/Project: WHITMAN/DEXTER CHE

Lab ID: 07190-013
Client ID: AISB-5B/11.5-12
Date Received: 08/18/2003
Date Analyzed: 08/25/2003
Data file: I6265.D

GC/MS Column: DB-624
Sample wt/vol: 5g
Matrix-Units: Soil-mg/Kg (ppm)
Dilution Factor: 1
% Moisture: 8.7

Compound	Concentration	Q	MDL
Chloromethane	ND		0.0055
Vinyl Chloride	ND		0.0055
Bromomethane	ND		0.0055
Chloroethane	ND		0.0055
Trichlorofluoromethane	ND		0.0055
Acrolein	ND		0.011
1,1-Dichloroethene	ND		0.0055
Methylene Chloride	ND		0.0055
Acrylonitrile	ND		0.011
trans-1,2-Dichloroethene	ND		0.0055
1,1-Dichloroethane	ND		0.0055
cis-1,2-Dichloroethene	ND		0.0055
Chloroform	ND		0.0055
1,1,1-Trichloroethane	ND		0.0055
Carbon Tetrachloride	ND		0.0055
1,2-Dichloroethane(EDC)	ND		0.0055
Benzene	ND		0.0055
Trichloroethene	ND		0.0055
1,2-Dichloropropane	ND		0.0055
Bromodichloromethane	ND		0.0055
2-Chloroethylvinyl Ether	ND		0.0055
cis-1,3-Dichloropropene	ND		0.0055
Toluene	ND		0.0055
trans-1,3-Dichloropropene	ND		0.0055
1,1,2-Trichloroethane	ND		0.0055
Tetrachloroethene	ND		0.0055
Dibromochloromethane	ND		0.0055
Chlorobenzene	ND		0.0055
Ethylbenzene	ND		0.0055
Total Xylenes	ND		0.0055
Bromoform	ND		0.0055
1,1,2,2-Tetrachloroethane	ND		0.0055
1,3-Dichlorobenzene	ND		0.0055
1,4-Dichlorobenzene	ND		0.0055
1,2-Dichlorobenzene	ND		0.0055
1,2,4-Trichlorobenzene	ND		0.0055
Naphthalene	ND		0.0055

Total Target Compounds: 0

INTEGRATED ANALYTICAL LABORATORIES

VOLATILE ORGANICS
Tentatively Identified Compounds

Client/Project: WHITMAN/DEXTER CHE

Lab ID: 07190-013
Client ID: AISB-5B/11.5-12
Date Received: 08/18/2003
Date Analyzed: 08/25/2003
Data file: I6265.D

GC/MS Column: DB-624
Sample wt/vol: 5g
Matrix-Units: Soil-mg/Kg (ppm)
Dilution Factor: 1
% Moisture: 8.7

CAS #	Compound	Estimated Concentration	Retention Time

No peaks detected

Total TICs = 0

INTEGRATED ANALYTICAL LABORATORIES

VOLATILE ORGANICS

Client/Project: WHITMAN/DEXTER CHE

Lab ID: 07190-014
Client ID: AISB-6A/7.5-8
Date Received: 08/18/2003
Date Analyzed: 08/25/2003
Data file: I6267.D

GC/MS Column: DB-624
Sample wt/vol: 5g
Matrix-Units: Soil-mg/Kg (ppm)
Dilution Factor: 1
% Moisture: 12.3

Compound	Concentration	Q	MDL
Chloromethane	ND		0.0057
Vinyl Chloride	ND		0.0057
Bromomethane	ND		0.0057
Chloroethane	ND		0.0057
Trichlorofluoromethane	ND		0.0057
Acrolein	ND		0.011
1,1-Dichloroethene	ND		0.0057
Methylene Chloride	ND		0.0057
Acrylonitrile	ND		0.011
trans-1,2-Dichloroethene	ND		0.0057
1,1-Dichloroethane	ND		0.0057
cis-1,2-Dichloroethene	ND		0.0057
Chloroform	ND		0.0057
1,1,1-Trichloroethane	ND		0.0057
Carbon Tetrachloride	ND		0.0057
1,2-Dichloroethane(EDC)	ND		0.0057
Benzene	ND		0.0057
Trichloroethene	ND		0.0057
1,2-Dichloropropane	ND		0.0057
Bromodichloromethane	ND		0.0057
2-Chloroethylvinyl Ether	ND		0.0057
cis-1,3-Dichloropropene	ND		0.0057
Toluene	ND		0.0057
trans-1,3-Dichloropropene	ND		0.0057
1,1,2-Trichloroethane	ND		0.0057
Tetrachloroethene	ND		0.0057
Dibromochloromethane	ND		0.0057
Chlorobenzene	ND		0.0057
Ethylbenzene	ND		0.0057
Total Xylenes	ND		0.0057
Bromoform	ND		0.0057
1,1,2,2-Tetrachloroethane	ND		0.0057
1,3-Dichlorobenzene	ND		0.0057
1,4-Dichlorobenzene	0.00372	J	0.0057
1,2-Dichlorobenzene	ND		0.0057
1,2,4-Trichlorobenzene	0.014		0.0057
Naphthalene	0.00482	J	0.0057
Total Target Compounds:	0.023	J	

INTEGRATED ANALYTICAL LABORATORIES

VOLATILE ORGANICS
Tentatively Identified Compounds

Client/Project: WHITMAN/DEXTER CHE

Lab ID: 07190-014
Client ID: AISB-6A/7.5-8
Date Received: 08/18/2003
Date Analyzed: 08/25/2003
Data file: I6267.D

GC/MS Column: DB-624
Sample wt/vol: 5g
Matrix-Units: Soil-mg/Kg (ppm)
Dilution Factor: 1
% Moisture: 12.3

CAS #	Compound	Estimated Concentration	Retention Time

No peaks detected

Total TICs = 0

INTEGRATED ANALYTICAL LABORATORIES

VOLATILE ORGANICS

Client/Project: WHITMAN/DEXTER CHE

Lab ID: 07190-015
Client ID: AISB-6B/11.5-12
Date Received: 08/18/2003
Date Analyzed: 08/25/2003
Data file: I6270.D

GC/MS Column: DB-624
Sample wt/vol: 0.2g
Matrix-Units: Soil-mg/Kg (ppm)
Dilution Factor: 25
% Moisture: 14

Compound	Concentration	Q	MDL
Chloromethane	ND		0.145
Vinyl Chloride	ND		0.145
Bromomethane	ND		0.145
Chloroethane	ND		0.145
Trichlorofluoromethane	ND		0.145
Acrolein	ND		0.291
1,1-Dichloroethene	ND		0.145
Methylene Chloride	ND		0.145
Acrylonitrile	ND		0.291
trans-1,2-Dichloroethene	ND		0.145
1,1-Dichloroethane	ND		0.145
cis-1,2-Dichloroethene	ND		0.145
Chloroform	ND		0.145
1,1,1-Trichloroethane	ND		0.145
Carbon Tetrachloride	ND		0.145
1,2-Dichloroethane(EDC)	ND		0.145
Benzene	ND		0.145
Trichloroethene	ND		0.145
1,2-Dichloropropane	ND		0.145
Bromodichloromethane	ND		0.145
2-Chloroethylvinyl Ether	ND		0.145
cis-1,3-Dichloropropene	ND		0.145
Toluene	ND		0.145
trans-1,3-Dichloropropene	ND		0.145
1,1,2-Trichloroethane	ND		0.145
Tetrachloroethene	ND		0.145
Dibromochloromethane	ND		0.145
Chlorobenzene	ND		0.145
Ethylbenzene	ND		0.145
Total Xylenes	ND		0.145
Bromoform	ND		0.145
1,1,2,2-Tetrachloroethane	ND		0.145
1,3-Dichlorobenzene	ND		0.145
1,4-Dichlorobenzene	0.155		0.145
1,2-Dichlorobenzene	0.125	J	0.145
1,2,4-Trichlorobenzene	2.25		0.145
Naphthalene	2.07		0.145
Total Target Compounds:	4.60	J	

INTEGRATED ANALYTICAL LABORATORIES

VOLATILE ORGANICS
Tentatively Identified Compounds

Client/Project: WHITMAN/DEXTER CHE

Lab ID: 07190-015
Client ID: AISB-6B/11.5-12
Date Received: 08/18/2003
Date Analyzed: 08/25/2003
Date File: I6270.D

GC/MS Column: DB-624
Sample wt/vol: 0.2g
Matrix-Units: Soil-mg/Kg (ppm)
Dilution Factor: 25
% Moisture: 14

CAS #	Compound	Estimated Concentration	Retention Time
	Substituted benzene	0.340	18.64
	Substituted benzene	0.985	18.74
	Substituted benzene	1.03	19.13
	Substituted benzene	1.34	19.24
	Substituted benzene	0.340	19.65
	Substituted benzene	1.09	19.79
	Substituted benzene	1.50	19.86
	Substituted benzene	1.69	20.49
	Substituted benzene	0.442	20.60
	Substituted benzene	0.305	21.25

Total TICs = 9.06

INTEGRATED ANALYTICAL LABORATORIES

VOLATILE ORGANICS

Client/Project: WHITMAN/DEXTER CHE

Lab ID: 07190-016
Client ID: AISB-7A/7.5-8
Date Received: 08/18/2003
Date Analyzed: 08/23/2003
Data file: I6252.D

GC/MS Column: DB-624
Sample wt/vol: 0.05g
Matrix-Units: Soil-mg/Kg (ppm)
Dilution Factor: 100
% Moisture: 12.3

Compound	Concentration	Q	MDL
Chloromethane	ND		0.570
Vinyl Chloride	ND		0.570
Bromomethane	ND		0.570
Chloroethane	ND		0.570
Trichlorofluoromethane	ND		0.570
Acrolein	ND		1.14
1,1-Dichloroethene	ND		0.570
Methylene Chloride	ND		0.570
Acrylonitrile	ND		1.14
trans-1,2-Dichloroethene	ND		0.570
1,1-Dichloroethane	ND		0.570
cis-1,2-Dichloroethene	ND		0.570
Chloroform	ND		0.570
1,1,1-Trichloroethane	ND		0.570
Carbon Tetrachloride	ND		0.570
1,2-Dichloroethane(EDC)	ND		0.570
Benzene	ND		0.570
Trichloroethene	ND		0.570
1,2-Dichloropropane	ND		0.570
Bromodichloromethane	ND		0.570
2-Chloroethylvinyl Ether	ND		0.570
cis-1,3-Dichloropropene	ND		0.570
Toluene	ND		0.570
trans-1,3-Dichloropropene	ND		0.570
1,1,2-Trichloroethane	ND		0.570
Tetrachloroethene	ND		0.570
Dibromochloromethane	ND		0.570
Chlorobenzene	ND		0.570
Ethylbenzene	ND		0.570
Total Xylenes	ND		0.570
Bromoform	ND		0.570
1,1,2,2-Tetrachloroethane	ND		0.570
1,3-Dichlorobenzene	ND		0.570
1,4-Dichlorobenzene	0.344	J	0.570
1,2-Dichlorobenzene	ND		0.570
1,2,4-Trichlorobenzene	1.84		0.570
Naphthalene	ND		0.570
Total Target Compounds:	2.18	J	

INTEGRATED ANALYTICAL LABORATORIES

VOLATILE ORGANICS
Tentatively Identified Compounds

Client/Project: WHITMAN/DEXTER CHE

Lab ID: 07190-016
Client ID: AISB-7A/7.5-8
Date Received: 08/18/2003
Date Analyzed: 08/23/2003
Date File: I6252.D

GC/MS Column: DB-624
Sample wt/vol: 0.05g
Matrix-Units: Soil-mg/Kg (ppm)
Dilution Factor: 100
% Moisture: 12.3

CAS #	Compound	Estimated Concentration	Retention Time
	Substituted benzene	0.604	18.66
	Substituted benzene	1.12	19.17
	Substituted benzene	1.03	19.73
	Substituted benzene	1.84	19.80
	Substituted benzene	1.03	20.44

Total TICs = 5.62

INTEGRATED ANALYTICAL LABORATORIES

VOLATILE ORGANICS

Client/Project: WHITMAN/DEXTER CHE

Lab ID: 07190-017
Client ID: AISB-7B/11.5-12
Date Received: 08/18/2003
Date Analyzed: 08/25/2003
Data file: I6266.D

GC/MS Column: DB-624
Sample wt/vol: 5g
Matrix-Units: Soil-mg/Kg (ppm)
Dilution Factor: 1
% Moisture: 20.7

Compound	Concentration	Q	MDL
Chloromethane	ND		0.0063
Vinyl Chloride	ND		0.0063
Bromomethane	ND		0.0063
Chloroethane	ND		0.0063
Trichlorofluoromethane	ND		0.0063
Acrolein	ND		0.013
1,1-Dichloroethene	ND		0.0063
Methylene Chloride	ND		0.0063
Acrylonitrile	ND		0.013
trans-1,2-Dichloroethene	ND		0.0063
1,1-Dichloroethane	ND		0.0063
cis-1,2-Dichloroethene	ND		0.0063
Chloroform	ND		0.0063
1,1,1-Trichloroethane	ND		0.0063
Carbon Tetrachloride	ND		0.0063
1,2-Dichloroethane(EDC)	ND		0.0063
Benzene	ND		0.0063
Trichloroethene	ND		0.0063
1,2-Dichloropropane	ND		0.0063
Bromodichloromethane	ND		0.0063
2-Chloroethylvinyl Ether	ND		0.0063
cis-1,3-Dichloropropene	ND		0.0063
Toluene	ND		0.0063
trans-1,3-Dichloropropene	ND		0.0063
1,1,2-Trichloroethane	ND		0.0063
Tetrachloroethene	ND		0.0063
Dibromochloromethane	ND		0.0063
Chlorobenzene	ND		0.0063
Ethylbenzene	ND		0.0063
Total Xylenes	ND		0.0063
Bromoform	ND		0.0063
1,1,2,2-Tetrachloroethane	ND		0.0063
1,3-Dichlorobenzene	0.00193	J	0.0063
1,4-Dichlorobenzene	0.015		0.0063
1,2-Dichlorobenzene	ND		0.0063
1,2,4-Trichlorobenzene	ND		0.0063
Naphthalene	0.012		0.0063
Total Target Compounds:	0.029	J	

INTEGRATED ANALYTICAL LABORATORIES

VOLATILE ORGANICS
Tentatively Identified Compounds

Client/Project: WHITMAN/DEXTER CHE

Lab ID: 07190-017
Client ID: AISB-7B/11.5-12
Date Received: 08/18/2003
Date Analyzed: 08/25/2003
Date File: I6266.D

GC/MS Column: DB-624
Sample wt/vol: 5g
Matrix-Units: Soil-mg/Kg (ppm)
Dilution Factor: 1
% Moisture: 20.7

CAS #	Compound	Estimated Concentration	Retention Time
	Substituted benzene	0.010	19.85

Total TICs = 0.010

INTEGRATED ANALYTICAL LABORATORIES

VOLATILE ORGANICS

Client/Project: WHITMAN/DEXTER CHE

Lab ID: 07190-018
Client ID: AISB-9A/9.5-10
Date Received: 08/18/2003
Date Analyzed: 08/25/2003
Data file: I6271.D

GC/MS Column: DB-624
Sample wt/vol: 0.5g
Matrix-Units: Soil-mg/Kg (ppm)
Dilution Factor: 10
% Moisture: 17.9

Compound	Concentration	Q	MDL
Chloromethane	ND		0.061
Vinyl Chloride	ND		0.061
Bromomethane	ND		0.061
Chloroethane	ND		0.061
Trichlorofluoromethane	ND		0.061
Acrolein	ND		0.122
1,1-Dichloroethene	ND		0.061
Methylene Chloride	ND		0.061
Acrylonitrile	ND		0.122
trans-1,2-Dichloroethene	ND		0.061
1,1-Dichloroethane	ND		0.061
cis-1,2-Dichloroethene	ND		0.061
Chloroform	ND		0.061
1,1,1-Trichloroethane	ND		0.061
Carbon Tetrachloride	ND		0.061
1,2-Dichloroethane(EDC)	ND		0.061
Benzene	ND		0.061
Trichloroethene	ND		0.061
1,2-Dichloropropane	ND		0.061
Bromodichloromethane	ND		0.061
2-Chloroethylvinyl Ether	ND		0.061
cis-1,3-Dichloropropene	ND		0.061
Toluene	ND		0.061
trans-1,3-Dichloropropene	ND		0.061
1,1,2-Trichloroethane	ND		0.061
Tetrachloroethene	ND		0.061
Dibromochloromethane	ND		0.061
Chlorobenzene	ND		0.061
Ethylbenzene	ND		0.061
Total Xylenes	ND		0.061
Bromoform	ND		0.061
1,1,2,2-Tetrachloroethane	ND		0.061
1,3-Dichlorobenzene	0.023	J	0.061
1,4-Dichlorobenzene	0.153		0.061
1,2-Dichlorobenzene	0.094		0.061
1,2,4-Trichlorobenzene	1.79		0.061
Naphthalene	0.171		0.061
Total Target Compounds:	2.23	J	

INTEGRATED ANALYTICAL LABORATORIES

VOLATILE ORGANICS
Tentatively Identified Compounds

Client/Project: WHITMAN/DEXTER CHE

Lab ID: 07190-018
Client ID: AISB-9A/9.5-10
Date Received: 08/18/2003
Date Analyzed: 08/25/2003
Date File: I6271.D

GC/MS Column: DB-624
Sample wt/vol: 0.5g
Matrix-Units: Soil-mg/Kg (ppm)
Dilution Factor: 10
% Moisture: 17.9

CAS #	Compound	Estimated Concentration	Retention Time
	Substituted benzene	0.080	19.11
	Substituted benzene	0.160	19.22
	Substituted benzene	0.067	19.65
	Substituted benzene	0.222	19.78
	Substituted benzene	0.346	19.85
	Unknown aromatic	0.224	19.98
	Substituted benzene	0.262	20.47
	Substituted benzene	0.141	21.94

Total TICs = 1.50

INTEGRATED ANALYTICAL LABORATORIES

VOLATILE ORGANICS

Client/Project: WHITMAN/DEXTER CHE

Lab ID: 07190-019
Client ID: AISB-9B/12.5-13
Date Received: 08/18/2003
Date Analyzed: 08/23/2003
Data file: I6255.D

GC/MS Column: DB-624
Sample wt/vol: 0.05g
Matrix-Units: Soil-mg/Kg (ppm)
Dilution Factor: 100
% Moisture: 12.5

Compound	Concentration	Q	MDL
Chloromethane	ND		0.571
Vinyl Chloride	ND		0.571
Bromomethane	ND		0.571
Chloroethane	ND		0.571
Trichlorofluoromethane	ND		0.571
Acrolein	ND		1.14
1,1-Dichloroethene	ND		0.571
Methylene Chloride	ND		0.571
Acrylonitrile	ND		1.14
trans-1,2-Dichloroethene	ND		0.571
1,1-Dichloroethane	ND		0.571
cis-1,2-Dichloroethene	ND		0.571
Chloroform	ND		0.571
1,1,1-Trichloroethane	ND		0.571
Carbon Tetrachloride	ND		0.571
1,2-Dichloroethane(EDC)	ND		0.571
Benzene	ND		0.571
Trichloroethene	ND		0.571
1,2-Dichloropropane	ND		0.571
Bromodichloromethane	ND		0.571
2-Chloroethylvinyl Ether	ND		0.571
cis-1,3-Dichloropropene	ND		0.571
Toluene	ND		0.571
trans-1,3-Dichloropropene	ND		0.571
1,1,2-Trichloroethane	ND		0.571
Tetrachloroethene	ND		0.571
Dibromochloromethane	ND		0.571
Chlorobenzene	ND		0.571
Ethylbenzene	ND		0.571
Total Xylenes	ND		0.571
Bromoform	ND		0.571
1,1,2,2-Tetrachloroethane	ND		0.571
1,3-Dichlorobenzene	ND		0.571
1,4-Dichlorobenzene	0.726		0.571
1,2-Dichlorobenzene	0.213	J	0.571
1,2,4-Trichlorobenzene	3.36		0.571
Naphthalene	ND		0.571
Total Target Compounds:	4.30	J	

INTEGRATED ANALYTICAL LABORATORIES

VOLATILE ORGANICS
Tentatively Identified Compounds

Client/Project: WHITMAN/DEXTER CHE

Lab ID: 07190-019
Client ID: AISB-9B/12.5-13
Date Received: 08/18/2003
Date Analyzed: 08/23/2003
Date File: I6255.D

GC/MS Column: DB-624
Sample wt/vol: 0.05g
Matrix-Units: Soil-mg/Kg (ppm)
Dilution Factor: 100
% Moisture: 12.5

CAS #	Compound	Estimated Concentration	Retention Time
	Unknown alkane	1.22	17.17
	Unknown alkane	1.65	18.38
	Unknown alkane	1.98	18.82
	Unknown alkane	2.15	19.21
	Unknown alkane	1.92	19.51
	Unknown aromatic	1.97	19.81
	Unknown alkane	6.26	19.94
	Unknown alkane	1.17	21.43
	Unknown alkane	2.45	21.55
000075-83-2	Butane, 2,2-dimethyl-	1.21	22.96

Total TICs = 22.0

VOLATILE ORGANIC INSTRUMENT PERFORMANCE CHECK

Lab File ID: I6054.D

BFB Injection Date: 08/15/2003

Inst ID: MSD_I

BFB Injection Time: 15:26

m/z	Ion Abudance Criteria	%Relative Abundance			
50	15 - 40.0% of mass 95	25.4			
75	30.0 - 60.0% of mass 95	51.2			
95	Base peak, 100% relative abundance	100.0			
96	5.0 - 9.0% of mass 95	8.8			
173	Less than 2.0% of mass 174	0.0	(	0.0	)1
174	Great than 50.0% of mass 95	72.1			
175	5.0 - 9.0% of mass 174	6.1	(	8.4	)1
176	95.0 - 101.0% of mass 174	69.7	(	96.7	)1
177	5.0 - 9.0% of mass 176	4.9	(	7.0	)2
	1-Value is % mass 174	2-Value is % mass 176			

This check applies to the following SAMPLES, MS, MSD, BLANKS and STANDARDS:

Client ID	Lab Sample ID	File ID	Date Analyzed	Time Analyzed
100	100_PPB_STD	I6055.D	08/15/2003	15:39
20	20_PPB_STD	I6057.D	08/15/2003	16:41
150	150_PPB_STD	I6058.D	08/15/2003	17:11
200	200_PPB_STD	I6059.D	08/15/2003	17:42
50	50_PPB_STD	I6060.D	08/15/2003	18:13
BLK	METHOD_BLK	I6062.D	08/15/2003	19:14
LCS	BLK_SPK	I6063.D	08/15/2003	19:45
SLUDGE_CAKE	06757-003	I6064.D	08/15/2003	20:16
MS	06970-008MS	I6065.D	08/15/2003	20:47
MSD	06970-008MSD	I6066.D	08/15/2003	21:17
SB-2/9.25	06970-008	I6067.D	08/15/2003	21:48
SB-5/10	06970-009	I6068.D	08/15/2003	22:19
WC-1	06909-001	I6069.D	08/15/2003	22:51
MT_HOPE_W_C	07002-001	I6070.D	08/15/2003	23:21
MT_HOPE_W_C	07007-001	I6071.D	08/15/2003	23:53
MT_HOPE_W_C	07001-001	I6072.D	08/16/2003	0:24
WC-1/0-0.5	07063-001	I6074.D	08/16/2003	1:26

VOLATILE ORGANIC INSTRUMENT PERFORMANCE CHECK

Lab File ID: I6101.D

BFB Injection Date: 08/18/2003

Inst ID: MSD_I

BFB Injection Time: 11:14

m/z	Ion Abudance Criteria	%Relative Abundance			
50	15 - 40.0% of mass 95	24.9			
75	30.0 - 60.0% of mass 95	53.3			
95	Base peak, 100% relative abundance	100.0			
96	5.0 - 9.0% of mass 95	7.3			
173	Less than 2.0% of mass 174	0.0	(	0.0	)1
174	Great than 50.0% of mass 95	94.9			
175	5.0 - 9.0% of mass 174	6.8	(	7.2	)1
176	95.0 - 101.0% of mass 174	94.4	(	99.5	)1
177	5.0 - 9.0% of mass 176	6.9	(	7.3	)2
	1-Value is % mass 174	2-Value is % mass 176			

This check applies to the following SAMPLES, MS, MSD, BLANKS and STANDARDS:

Client ID	Lab Sample ID	File ID	Date Analyzed	Time Analyzed
100	100_PPB_STD	I6102.D	08/18/2003	11:34
200	200_PPB_STD	I6103.D	08/18/2003	12:04
20	20_PPB_STD	I6104.D	08/18/2003	12:44
150	150_PPB_STD	I6105.D	08/18/2003	13:15
50	50_PPB_STD	I6106.D	08/18/2003	13:46
BLK	METHOD_BLK	I6107.D	08/18/2003	14:16
LCS	BLK_SPK	I6108.D	08/18/2003	14:47
TB	06982-007	I6109.D	08/18/2003	15:18
TRIP	06930-006	I6110.D	08/18/2003	15:48
H-4/10.5-11	06982-004	I6111.D	08/18/2003	16:18
TC2B-R1	07198-002	I6113.D	08/18/2003	17:21
TC3A-R1	07198-003	I6114.D	08/18/2003	17:52
TC7A	07198-004	I6115.D	08/18/2003	18:23
TC7B	07198-005	I6116.D	08/18/2003	18:53
TC8A	07198-006	I6117.D	08/18/2003	19:24
TC8B	07198-007	I6118.D	08/18/2003	19:54
B	06930-005	I6121.D	08/18/2003	21:25
MS	06982-004MS	I6122.D	08/18/2003	21:56
MSD	06982-004MSD	I6123.D	08/18/2003	22:26
TC2A-R1	07198-001	I6124.D	08/18/2003	22:57

VOLATILE ORGANIC INSTRUMENT PERFORMANCE CHECK

Lab File ID: I6150.D

BFB Injection Date: 08/19/2003

Inst ID: MSD_I

BFB Injection Time: 13:13

m/z	Ion Abudance Criteria	%Relative Abundance			
50	15 - 40.0% of mass 95	27.2			
75	30.0 - 60.0% of mass 95	57.0			
95	Base peak, 100% relative abundance	100.0			
96	5.0 - 9.0% of mass 95	7.7			
173	Less than 2.0% of mass 174	0.0	(	0.0	)1
174	Great than 50.0% of mass 95	91.6			
175	5.0 - 9.0% of mass 174	6.4	(	7.0	)1
176	95.0 - 101.0% of mass 174	88.7	(	96.8	)1
177	5.0 - 9.0% of mass 176	6.2	(	7.0	)2
	1-Value is % mass 174	2-Value is % mass 176			

This check applies to the following SAMPLES, MS, MSD, BLANKS and STANDARDS:

Client ID	Lab Sample ID	File ID	Date Analyzed	Time Analyzed
100	100_PPB_STD	I6151.D	08/19/2003	13:25
BLK	METHOD_BLK	I6152.D	08/19/2003	13:56
LCS	BLK_SPK	I6153.D	08/19/2003	14:26
TRIP	07124-002	I6154.D	08/19/2003	14:56
PR-2A/4.5-5	07124-001	I6155.D	08/19/2003	15:26
WCDTR-1	07074-006	I6156.D	08/19/2003	15:56
WCDTR-4	07074-009	I6157.D	08/19/2003	16:27
WCDTR-7	07074-012	I6158.D	08/19/2003	16:57
WCDTR-9	07074-014	I6159.D	08/19/2003	17:27
WCDTR-11	07074-016	I6160.D	08/19/2003	17:57
AISB-1A/7.5-8	07190-001	I6161.D	08/19/2003	18:28
AISB-1B/10.5-11	07190-002	I6162.D	08/19/2003	18:58
AISB-1C/14.5-15	07190-003	I6163.D	08/19/2003	19:28
AISB-2B/14.5-15	07190-005	I6165.D	08/19/2003	20:30

VOLATILE ORGANIC INSTRUMENT PERFORMANCE CHECK

Lab File ID: I6237.D

Inst ID: MSD_I

BFB Injection Date: 08/23/2003

BFB Injection Time: 9:33

m/z	Ion Abudance Criteria	%Relative Abundance			
50	15 - 40.0% of mass 95	25.0			
75	30.0 - 60.0% of mass 95	56.6			
95	Base peak, 100% relative abundance	100.0			
96	5.0 - 9.0% of mass 95	7.2			
173	Less than 2.0% of mass 174	0.0	(	0.0	)1
174	Great than 50.0% of mass 95	73.2			
175	5.0 - 9.0% of mass 174	5.9	(	8.1	)1
176	95.0 - 101.0% of mass 174	73.8	(	100.8	)1
177	5.0 - 9.0% of mass 176	5.2	(	7.0	)2
	1-Value is % mass 174	2-Value is % mass 176			

This check applies to the following SAMPLES, MS, MSD, BLANKS and STANDARDS:

Client ID	Lab Sample ID	File ID	Date Analyzed	Time Analyzed
100	100_PPB_STD	I6239.D	08/23/2003	10:15
BLK	METHOD_BLK	I6240.D	08/23/2003	10:46
LCS	BLK_SPK	I6241.D	08/23/2003	11:16
AISB-3A/7.5-8	07190-006	I6242.D	08/23/2003	11:47
AISB-3C/13-13.5	07190-008	I6244.D	08/23/2003	12:48
AISB-4A/7.5-8	07190-009	I6245.D	08/23/2003	13:19
AISB-4B/10.5-11	07190-010	I6246.D	08/23/2003	13:49
AISB-4C/13.5-14	07190-011	I6247.D	08/23/2003	14:19
AISB-5A/7.5-8	07190-012	I6248.D	08/23/2003	14:49
AISB-7A/7.5-8	07190-016	I6252.D	08/23/2003	16:50
AISB-9B/12.5-13	07190-019	I6255.D	08/23/2003	18:22
AISB-2A/8.5-9	07190-004	I6256.D	08/23/2003	18:52
MS	07190-019MS	I6257.D	08/23/2003	19:21
MSD	07190-019MSD	I6258.D	08/23/2003	19:52
GSTOCK-2	07160-001	I6259.D	08/23/2003	20:23
BAY_#8_ROLLOF	07350-001	I6260.D	08/23/2003	20:53

VOLATILE ORGANIC INSTRUMENT PERFORMANCE CHECK

Lab File ID: I6261.D

BFB Injection Date: 08/25/2003

Inst ID: MSD_I

BFB Injection Time: 11:02

m/z	Ion Abudance Criteria	%Relative Abundance			
50	15 - 40.0% of mass 95	23.3			
75	30.0 - 60.0% of mass 95	59.7			
95	Base peak, 100% relative abundance	100.0			
96	5.0 - 9.0% of mass 95	6.2			
173	Less than 2.0% of mass 174	0.0	(	0.0	)1
174	Great than 50.0% of mass 95	75.6			
175	5.0 - 9.0% of mass 174	5.5	(	7.3	)1
176	95.0 - 101.0% of mass 174	74.4	(	98.4	)1
177	5.0 - 9.0% of mass 176	5.1	(	6.9	)2
	1-Value is % mass 174	2-Value is % mass 176			

This check applies to the following SAMPLES, MS, MSD, BLANKS and STANDARDS:

Client ID	Lab Sample ID	File ID	Date Analyzed	Time Analyzed
100	100_PPB_STD	I6262.D	08/25/2003	11:17
BLK	METHOD_BLK	I6263.D	08/25/2003	11:47
LCS	BLK_SPK	I6264.D	08/25/2003	12:18
AISB-5B/11.5-12	07190-013	I6265.D	08/25/2003	12:48
AISB-7B/11.5-12	07190-017	I6266.D	08/25/2003	13:19
AISB-6A/7.5-8	07190-014	I6267.D	08/25/2003	13:50
AISB-6B/11.5-12	07190-015	I6270.D	08/25/2003	15:24
AISB-9A/9.5-10	07190-018	I6271.D	08/25/2003	15:55
MS	07411-001MS	I6272.D	08/25/2003	16:25
MSD	07411-001MSD	I6273.D	08/25/2003	16:55
SP-1	07411-001	I6274.D	08/25/2003	17:25
SP-2	07411-002	I6275.D	08/25/2003	17:56
DS-1/6-6.5	07402-001	I6277.D	08/25/2003	18:58
1000	1000_PPB_TVH	I6279.D	08/25/2003	19:59
WC-1	07371-001	I6280.D	08/25/2003	20:29

VOLATILE ORGANIC INSTRUMENT PERFORMANCE CHECK

Lab File ID: I6289.D BFB Injection Date: 08/26/2003

Inst ID: MSD_I BFB Injection Time: 12:59

m/z	Ion Abudance Criteria	%Relative Abundance		
50	15 - 40.0% of mass 95	24.9		
75	30.0 - 60.0% of mass 95	54.8		
95	Base peak, 100% relative abundance	100.0		
96	5.0 - 9.0% of mass 95	6.8		
173	Less than 2.0% of mass 174	0.0	(0.0	)1
174	Great than 50.0% of mass 95	80.3		
175	5.0 - 9.0% of mass 174	6.1	(7.6	)1
176	95.0 - 101.0% of mass 174	79.3	(98.7	)1
177	5.0 - 9.0% of mass 176	6.1	(7.7	)2

1-Value is % mass 174 2-Value is % mass 176

This check applies to the following SAMPLES, MS, MSD, BLANKS and STANDARDS:

Client ID	Lab Sample ID	File ID	Date Analyzed	Time Analyzed
100	100_PPB_STD	I6290.D	08/26/2003	13:14
BLK	METHOD_BLK	I6291.D	08/26/2003	13:45
LCS	BLK_SPK	I6292.D	08/26/2003	14:15
SB-4-A(3-4)	07310-005	I6293.D	08/26/2003	14:46
SB-8-A(6-7)	07310-011	I6295.D	08/26/2003	15:47
SB-7-A(1-2)	07310-009	I6298.D	08/26/2003	17:18
AISB-3B/9-9.5	07190-007	I6299.D	08/26/2003	17:51
DS-1/4	07410-001	I6300.D	08/26/2003	18:20
MS	07386-001MS	I6301.D	08/26/2003	18:51
MSD	07386-001MSD	I6302.D	08/26/2003	19:21
PX-32/4.5	07386-001	I6303.D	08/26/2003	19:51
PX-33/4.5	07386-002	I6304.D	08/26/2003	20:22
PX-27/4-4.5	07338-001	I6305.D	08/26/2003	20:52
PX-28/4-4.5	07338-002	I6306.D	08/26/2003	21:23
PX-29/4-4.5	07338-003	I6307.D	08/26/2003	21:53
PX-30/4-4.5	07338-004	I6308.D	08/26/2003	22:24
PX-31/4-4.5	07338-005	I6309.D	08/26/2003	22:54
COMP_1-5	07394-012	I6310.D	08/26/2003	23:24
COMP_6-11	07394-013	I6311.D	08/26/2003	23:55
PE-1	07291-001	I6312.D	08/27/2003	0:25

VOLATILE METHOD BLANK SUMMARY

Lab File ID: I6107.D Instrument ID: MSD_I

Date Analyzed: 08/18/2003 Time Analyzed: 14:16

THIS METHOD BLANK APPLIES TO THE FOLLOWING SAMPLES, MS & MSD:

Client ID	Lab Sample ID	Date Analyzed	Time Analyzed
LCS	BLK_SPK	08/18/2003	14:47
TB	06982-007	08/18/2003	15:18
TRIP	06930-006	08/18/2003	15:48
H-4/10.5-11	06982-004	08/18/2003	16:18
TC2B-R1	07198-002	08/18/2003	17:21
TC3A-R1	07198-003	08/18/2003	17:52
TC7A	07198-004	08/18/2003	18:23
TC7B	07198-005	08/18/2003	18:53
TC8A	07198-006	08/18/2003	19:24
TC8B	07198-007	08/18/2003	19:54
B	06930-005	08/18/2003	21:25
MS	06982-004MS	08/18/2003	21:56
MSD	06982-004MSD	08/18/2003	22:26
TC2A-R1	07198-001	08/18/2003	22:57

FORM 4

INTEGRATED ANALYTICAL LABORATORIES

VOLATILE ORGANICS

Client/Project: NA

Lab ID: METHOD_BLK
Client ID: BLK
Date Received: NA
Date Analyzed: 08/18/2003
Data file: I6107.D

GC/MS Column: DB-624
Sample wt/vol: 0.1g
Matrix-Units: Soil-mg/Kg (ppm)
Dilution Factor: 50
% Moisture: 0

Compound	Concentration	Q	MDL
Chloromethane	ND		0.250
Vinyl Chloride	ND		0.250
Bromomethane	ND		0.250
Chloroethane	ND		0.250
Trichlorofluoromethane	ND		0.250
Acrolein	ND		0.500
1,1-Dichloroethene	ND		0.250
Methylene Chloride	ND		0.250
Acrylonitrile	ND		0.500
trans-1,2-Dichloroethene	ND		0.250
1,1-Dichloroethane	ND		0.250
Chloroform	ND		0.250
1,1,1-Trichloroethane	ND		0.250
Carbon Tetrachloride	ND		0.250
1,2-Dichloroethane(EDC)	ND		0.250
Benzene	ND		0.250
Trichloroethene	ND		0.250
1,2-Dichloropropane	ND		0.250
Bromodichloromethane	ND		0.250
2-Chloroethylvinyl Ether	ND		0.250
cis-1,3-Dichloropropene	ND		0.250
Toluene	ND		0.250
trans-1,3-Dichloropropene	ND		0.250
1,1,2-Trichloroethane	ND		0.250
Tetrachloroethene	ND		0.250
Dibromochloromethane	ND		0.250
Chlorobenzene	ND		0.250
Ethylbenzene	ND		0.250
Total Xylenes	ND		0.250
Bromoform	ND		0.250
1,1,2,2-Tetrachloroethane	ND		0.250
1,3-Dichlorobenzene	ND		0.250
1,4-Dichlorobenzene	ND		0.250
1,2-Dichlorobenzene	ND		0.250

Total Target Compounds: 0

INTEGRATED ANALYTICAL LABORATORIES

VOLATILE ORGANICS
Tentatively Identified Compounds

Client/Project: NA

Lab ID: METHOD_BLK
Client ID: BLK
Date Received: NA
Date Analyzed: 08/18/2003
Data file: I6107.D

GC/MS Column: DB-624
Sample wt/vol: 0.1g
Matrix-Units: Soil-mg/Kg (ppm)
Dilution Factor: 50
% Moisture: 0

CAS #	Compound	Estimated Concentration	Retention Time
	No peaks detected		

Total TICs = 0

VOLATILE METHOD BLANK SUMMARY

Lab File ID: I6152.D

Instrument ID: MSD_I

Date Analyzed: 08/19/2003

Time Analyzed: 13:56

THIS METHOD BLANK APPLIES TO THE FOLLOWING SAMPLES, MS & MSD:

Client ID	Lab Sample ID	Date Analyzed	Time Analyzed
LCS	BLK_SPK	08/19/2003	14:26
TRIP	07124-002	08/19/2003	14:56
PR-2A/4.5-5	07124-001	08/19/2003	15:26
WCDTR-1	07074-006	08/19/2003	15:56
WCDTR-4	07074-009	08/19/2003	16:27
WCDTR-7	07074-012	08/19/2003	16:57
WCDTR-9	07074-014	08/19/2003	17:27
WCDTR-11	07074-016	08/19/2003	17:57
AISB-1A/7.5-8	07190-001	08/19/2003	18:28
AISB-1B/10.5-11	07190-002	08/19/2003	18:58
AISB-1C/14.5-15	07190-003	08/19/2003	19:28
AISB-2B/14.5-15	07190-005	08/19/2003	20:30

INTEGRATED ANALYTICAL LABORATORIES

VOLATILE ORGANICS

Client/Project: NA

Lab ID: METHOD_BLK
Client ID: BLK
Date Received: NA
Date Analyzed: 08/19/2003
Data file: I6152.D

GC/MS Column: DB-624
Sample wt/vol: 0.1g
Matrix-Units: Sludge-mg/Kg (ppm)
Dilution Factor: 50
% Moisture: 0

Compound	Concentration	Q	MDL
Chloromethane	ND		0.250
Vinyl Chloride	ND		0.250
Bromomethane	ND		0.250
Chloroethane	ND		0.250
Trichlorofluoromethane	ND		0.250
Acrolein	ND		0.500
1,1-Dichloroethene	ND		0.250
Methylene Chloride	ND		0.250
Acrylonitrile	ND		0.500
trans-1,2-Dichloroethene	ND		0.250
1,1-Dichloroethane	ND		0.250
cis-1,2-Dichloroethene	ND		0.250
Chloroform	ND		0.250
1,1,1-Trichloroethane	ND		0.250
Carbon Tetrachloride	ND		0.250
1,2-Dichloroethane(EDC)	ND		0.250
Benzene	ND		0.250
Trichloroethene	ND		0.250
1,2-Dichloropropane	ND		0.250
Bromodichloromethane	ND		0.250
2-Chloroethylvinyl Ether	ND		0.250
cis-1,3-Dichloropropene	ND		0.250
Toluene	ND		0.250
trans-1,3-Dichloropropene	ND		0.250
1,1,2-Trichloroethane	ND		0.250
Tetrachloroethene	ND		0.250
Dibromochloromethane	ND		0.250
Chlorobenzene	ND		0.250
Ethylbenzene	ND		0.250
Total Xylenes	ND		0.250
Bromoform	ND		0.250
1,1,2,2-Tetrachloroethane	ND		0.250
1,3-Dichlorobenzene	ND		0.250
1,4-Dichlorobenzene	ND		0.250
1,2-Dichlorobenzene	ND		0.250
1,2,4-Trichlorobenzene	ND		0.250
Naphthalene	ND		0.250

Total Target Compounds: 0

INTEGRATED ANALYTICAL LABORATORIES

VOLATILE ORGANICS
Tentatively Identified Compounds

Client/Project: NA

Lab ID: METHOD_BLK
Client ID: BLK
Date Received: NA
Date Analyzed: 08/19/2003
Data file: I6152.D

GC/MS Column: DB-624
Sample wt/vol: 0.1g
Matrix-Units: Sludge-mg/Kg (ppm)
Dilution Factor: 50
% Moisture: 0

CAS #	Compound	Estimated Concentration	Retention Time
	No peaks detected		

Total TICs = 0

VOLATILE METHOD BLANK SUMMARY

Lab File ID: I6240.D Instrument ID: MSD_I

Date Analyzed: 08/23/2003 Time Analyzed: 10:46

THIS METHOD BLANK APPLIES TO THE FOLLOWING SAMPLES, MS & MSD:

Client ID	Lab Sample ID	Date Analyzed	Time Analyzed
LCS	BLK_SPK	08/23/2003	11:16
AISB-3A/7.5-8	07190-006	08/23/2003	11:47
AISB-3C/13-13.5	07190-008	08/23/2003	12:48
AISB-4A/7.5-8	07190-009	08/23/2003	13:19
AISB-4B/10.5-11	07190-010	08/23/2003	13:49
AISB-4C/13.5-14	07190-011	08/23/2003	14:19
AISB-5A/7.5-8	07190-012	08/23/2003	14:49
AISB-7A/7.5-8	07190-016	08/23/2003	16:50
AISB-9B/12.5-13	07190-019	08/23/2003	18:22
AISB-2A/8.5-9	07190-004	08/23/2003	18:52
MS	07190-019MS	08/23/2003	19:21
MSD	07190-019MSD	08/23/2003	19:52
GSTOCK-2	07160-001	08/23/2003	20:23
BAY_#8_ROLLOFF/DRUM	07350-001	08/23/2003	20:53

INTEGRATED ANALYTICAL LABORATORIES

VOLATILE ORGANICS

Client/Project: NA

Lab ID: METHOD_BLK
Client ID: BLK
Date Received: NA
Date Analyzed: 08/23/2003
Data file: I6240.D

GC/MS Column: DB-624
Sample wt/vol: 0.1g
Matrix-Units: Soil-mg/Kg (ppm)
Dilution Factor: 50
% Moisture: 0

Compound	Concentration	Q	MDL
Chloromethane	ND		0.250
Vinyl Chloride	ND		0.250
Bromomethane	ND		0.250
Chloroethane	ND		0.250
Trichlorofluoromethane	ND		0.250
Acrolein	ND		0.500
1,1-Dichloroethene	ND		0.250
Methylene Chloride	ND		0.250
Acrylonitrile	ND		0.500
trans-1,2-Dichloroethene	ND		0.250
1,1-Dichloroethane	ND		0.250
cis-1,2-Dichloroethene	ND		0.250
Chloroform	ND		0.250
1,1,1-Trichloroethane	ND		0.250
Carbon Tetrachloride	ND		0.250
1,2-Dichloroethane(EDC)	ND		0.250
Benzene	ND		0.250
Trichloroethene	ND		0.250
1,2-Dichloropropane	ND		0.250
Bromodichloromethane	ND		0.250
2-Chloroethylvinyl Ether	ND		0.250
cis-1,3-Dichloropropene	ND		0.250
Toluene	ND		0.250
trans-1,3-Dichloropropene	ND		0.250
1,1,2-Trichloroethane	ND		0.250
Tetrachloroethene	ND		0.250
Dibromochloromethane	ND		0.250
Chlorobenzene	ND		0.250
Ethylbenzene	ND		0.250
Total Xylenes	ND		0.250
Bromoform	ND		0.250
1,1,2,2-Tetrachloroethane	ND		0.250
1,3-Dichlorobenzene	ND		0.250
1,4-Dichlorobenzene	ND		0.250
1,2-Dichlorobenzene	ND		0.250
1,2,4-Trichlorobenzene	ND		0.250
Naphthalene	ND		0.250

Total Target Compounds: 0

INTEGRATED ANALYTICAL LABORATORIES

VOLATILE ORGANICS
Tentatively Identified Compounds

Client/Project: NA

Lab ID: METHOD_BLK
Client ID: BLK
Date Received: NA
Date Analyzed: 08/23/2003
Data file: I6240.D

GC/MS Column: DB-624
Sample wt/vol: 0.1g
Matrix-Units: Soil-mg/Kg (ppm)
Dilution Factor: 50
% Moisture: 0

CAS #	Compound	Estimated Concentration	Retention Time

No peaks detected

Total TICs = 0

VOLATILE METHOD BLANK SUMMARY

Lab File ID: I6263.D Instrument ID: MSD_I

Date Analyzed: 08/25/2003 Time Analyzed: 11:47

THIS METHOD BLANK APPLIES TO THE FOLLOWING SAMPLES, MS & MSD:

Client ID	Lab Sample ID	Date Analyzed	Time Analyzed
LCS	BLK_SPK	08/25/2003	12:18
AISB-5B/11.5-12	07190-013	08/25/2003	12:48
AISB-7B/11.5-12	07190-017	08/25/2003	13:19
AISB-6A/7.5-8	07190-014	08/25/2003	13:50
AISB-6B/11.5-12	07190-015	08/25/2003	15:24
AISB-9A/9.5-10	07190-018	08/25/2003	15:55
MS	07411-001MS	08/25/2003	16:25
MSD	07411-001MSD	08/25/2003	16:55
SP-1	07411-001	08/25/2003	17:25
SP-2	07411-002	08/25/2003	17:56
DS-1/6-6.5	07402-001	08/25/2003	18:58
1000	1000_PPB_TVH	08/25/2003	19:59
WC-1	07371-001	08/25/2003	20:29

INTEGRATED ANALYTICAL LABORATORIES

VOLATILE ORGANICS

Client/Project: NA

Lab ID: METHOD_BLK
Client ID: BLK
Date Received: NA
Date Analyzed: 08/25/2003
Data file: I6263.D

GC/MS Column: DB-624
Sample wt/vol: 5g
Matrix-Units: Soil-mg/Kg (ppm)
Dilution Factor: 1
% Moisture: 0

Compound	Concentration	Q	MDL
Chloromethane	ND		0.005
Vinyl Chloride	ND		0.005
Bromomethane	ND		0.005
Chloroethane	ND		0.005
Trichlorofluoromethane	ND		0.005
Acrolein	ND		0.010
1,1-Dichloroethene	ND		0.005
Methylene Chloride	ND		0.005
Acrylonitrile	ND		0.010
trans-1,2-Dichloroethene	ND		0.005
1,1-Dichloroethane	ND		0.005
cis-1,2-Dichloroethene	ND		0.005
Chloroform	ND		0.005
1,1,1-Trichloroethane	ND		0.005
Carbon Tetrachloride	ND		0.005
1,2-Dichloroethane(EDC)	ND		0.005
Benzene	ND		0.005
Trichloroethene	ND		0.005
1,2-Dichloropropane	ND		0.005
Bromodichloromethane	ND		0.005
2-Chloroethylvinyl Ether	ND		0.005
cis-1,3-Dichloropropene	ND		0.005
Toluene	ND		0.005
trans-1,3-Dichloropropene	ND		0.005
1,1,2-Trichloroethane	ND		0.005
Tetrachloroethene	ND		0.005
Dibromochloromethane	ND		0.005
Chlorobenzene	ND		0.005
Ethylbenzene	ND		0.005
Total Xylenes	ND		0.005
Bromoform	ND		0.005
1,1,2,2-Tetrachloroethane	ND		0.005
1,3-Dichlorobenzene	ND		0.005
1,4-Dichlorobenzene	ND		0.005
1,2-Dichlorobenzene	ND		0.005
1,2,4-Trichlorobenzene	ND		0.005
Naphthalene	ND		0.005

Total Target Compounds: 0

INTEGRATED ANALYTICAL LABORATORIES

VOLATILE ORGANICS
Tentatively Identified Compounds

Client/Project: NA

Lab ID: METHOD_BLK
Client ID: BLK
Date Received: NA
Date Analyzed: 08/25/2003
Data file: I6263.D

GC/MS Column: DB-624
Sample wt/vol: 5g
Matrix-Units: Soil-mg/Kg (ppm)
Dilution Factor: 1
% Moisture: 0

CAS #	Compound	Estimated Concentration	Retention Time
	No peaks detected		

Total TICs = 0

VOLATILE METHOD BLANK SUMMARY

Lab File ID: I6291.D Instrument ID: MSD_I

Date Analyzed: 08/26/2003 Time Analyzed: 13:45

THIS METHOD BLANK APPLIES TO THE FOLLOWING SAMPLES, MS & MSD:

Client ID	Lab Sample ID	Date Analyzed	Time Analyzed
LCS	BLK_SPK	08/26/2003	14:15
SB-4-A(3-4)	07310-005	08/26/2003	14:46
SB-8-A(6-7)	07310-011	08/26/2003	15:47
SB-7-A(1-2)	07310-009	08/26/2003	17:18
AISB-3B/9-9.5	07190-007	08/26/2003	17:51
DS-1/4	07410-001	08/26/2003	18:20
MS	07386-001MS	08/26/2003	18:51
MSD	07386-001MSD	08/26/2003	19:21
PX-32/4.5	07386-001	08/26/2003	19:51
PX-33/4.5	07386-002	08/26/2003	20:22
PX-27/4-4.5	07338-001	08/26/2003	20:52
PX-28/4-4.5	07338-002	08/26/2003	21:23
PX-29/4-4.5	07338-003	08/26/2003	21:53
PX-30/4-4.5	07338-004	08/26/2003	22:24
PX-31/4-4.5	07338-005	08/26/2003	22:54
COMP_1-5	07394-012	08/26/2003	23:24
COMP_6-11	07394-013	08/26/2003	23:55
PE-1	07291-001	08/27/2003	0:25

INTEGRATED ANALYTICAL LABORATORIES

VOLATILE ORGANICS

Client/Project: NA

Lab ID: METHOD_BLK
Client ID: BLK
Date Received: NA
Date Analyzed: 08/26/2003
Data file: I6291.D

GC/MS Column: DB-624
Sample wt/vol: 0.1g
Matrix-Units: Soil-mg/Kg (ppm)
Dilution Factor: 50
% Moisture: 0

Compound	Concentration	Q	MDL
Chloromethane	ND		0.250
Vinyl Chloride	ND		0.250
Bromomethane	ND		0.250
Chloroethane	ND		0.250
Trichlorofluoromethane	ND		0.250
Acrolein	ND		0.500
1,1-Dichloroethene	ND		0.250
Methylene Chloride	ND		0.250
Acrylonitrile	ND		0.500
trans-1,2-Dichloroethene	ND		0.250
1,1-Dichloroethane	ND		0.250
cis-1,2-Dichloroethene	ND		0.250
Chloroform	ND		0.250
1,1,1-Trichloroethane	ND		0.250
Carbon Tetrachloride	ND		0.250
1,2-Dichloroethane(EDC)	ND		0.250
Benzene	ND		0.250
Trichloroethene	ND		0.250
1,2-Dichloropropane	ND		0.250
Bromodichloromethane	ND		0.250
2-Chloroethylvinyl Ether	ND		0.250
cis-1,3-Dichloropropene	ND		0.250
Toluene	ND		0.250
trans-1,3-Dichloropropene	ND		0.250
1,1,2-Trichloroethane	ND		0.250
Tetrachloroethene	ND		0.250
Dibromochloromethane	ND		0.250
Chlorobenzene	ND		0.250
Ethylbenzene	ND		0.250
Total Xylenes	ND		0.250
Bromoform	ND		0.250
1,1,2,2-Tetrachloroethane	ND		0.250
1,3-Dichlorobenzene	ND		0.250
1,4-Dichlorobenzene	ND		0.250
1,2-Dichlorobenzene	ND		0.250
1,2,4-Trichlorobenzene	ND		0.250
Naphthalene	ND		0.250

Total Target Compounds: 0

INTEGRATED ANALYTICAL LABORATORIES

VOLATILE ORGANICS
Tentatively Identified Compounds

Client/Project: NA

Lab ID: METHOD_BLK
Client ID: BLK
Date Received: NA
Date Analyzed: 08/26/2003
Data file: I6291.D

GC/MS Column: DB-624
Sample wt/vol: 0.1g
Matrix-Units: Soil-mg/Kg (ppm)
Dilution Factor: 50
% Moisture: 0

CAS #	Compound	Estimated Concentration	Retention Time
	No peaks detected		

Total TICs = 0

Response Factor Report 5970 - In

Method : C:\HPCHEM\1\METHODS\ISO0815.M (RTE Integrator)
Title : VOLATILE ORGANICS BY EPA METHOD 8260B
Last Update : Sat Aug 16 08:14:07 2003
Response via : Initial Calibration

Calibration Files
20 =I6057.D 50 =I6060.D 100 =I6055.D
150 =I6058.D 200 =I6059.D

		Compound (ppb)	20	50	100	150	200	Avg	%RSD
1)	I	Pentafluorobenzene	----------ISTD----------						
2)	T	Dichlorodifluorometha	0.618	0.581	0.538	0.585	0.577	0.580	4.91
3)	P	Chloromethane	0.392	0.379	0.336	0.359	0.369	0.367	5.76
4)	C	Vinyl Chloride	0.391	0.375	0.343	0.389	0.383	0.376	5.26
5)	T	Bromomethane	0.343	0.330	0.356	0.409	0.376	0.363	8.58
6)	T	Chloroethane	0.210	0.229	0.215	0.232	0.221	0.221	4.20
7)	T	Trichlorofluoromethan	0.980	0.884	0.791	0.884	0.864	0.881	7.66
8)	T	Acrolein	0.053	0.042	0.047	0.046	0.039	0.045	11.17
9)	MC	1,1-Dichloroethene	0.404	0.390	0.372	0.405	0.407	0.395	3.75
10)	T	Acetone	0.027	0.031	0.043	0.044	0.042	0.037	20.64
11)	T	Carbon Disulfide	1.046	1.023	0.964	1.047	1.056	1.027	3.65
12)	T	Vinyl Acetate	1.012	0.909	0.923	0.888	0.893	0.925	5.46
13)	T	Methylene Chloride	0.380	0.353	0.347	0.373	0.363	0.363	3.78
14)	T	Acrylonitrile	0.117	0.093	0.094	0.094	0.080	0.096	14.09
15)	T	tert-Butyl Alcohol(TB	0.011	0.014	0.015	0.026	0.020	0.017	33.42
16)	T	trans-1,2-Dichloroeth	0.429	0.455	0.424	0.449	0.449	0.441	3.13
17)	T	Methyl-t-Butyl Ether(	0.749	0.689	0.635	0.624	0.583	0.656	9.80
18)	P	1,1-Dichloroethane	0.825	0.791	0.743	0.787	0.786	0.787	3.73
19)	T	Diisopropyl Ether(DIP	1.191	1.089	1.034	1.076	1.074	1.093	5.34
20)	T	cis-1,2-Dichloroethen	0.402	0.404	0.386	0.407	0.397	0.399	2.07
21)	T	2,2-Dichloropropane	0.578	0.529	0.477	0.501	0.510	0.519	7.29
22)	T	2-Butanone(MEK)	0.031	0.071	0.080	0.082	0.072	0.067	30.83
23)	T	Bromochloromethane	0.220	0.228	0.223	0.232	0.225	0.226	2.03
25)	C	Chloroform	0.900	0.837	0.784	0.840	0.823	0.837	4.99
26)	T	1,1,1-Trichloroethane	0.740	0.692	0.646	0.688	0.684	0.690	4.87
27)	T	Carbon Tetrachloride	0.750	0.684	0.640	0.636	0.610	0.664	8.28
28)	T	1,1-Dichloropropene	0.712	0.656	0.604	0.636	0.625	0.647	6.39
29)	T	1,2-Dichloroethane(ED	0.436	0.413	0.407	0.407	0.382	0.409	4.75
30)	S	1,2-Dichloroethane-d4	0.344	0.343	0.365	0.379	0.360	0.358	4.22
31)	I	1,4-Difluorobenzene	----------ISTD----------						
32)	M	Benzene	1.054	0.944	0.879	0.911	0.898	0.937	7.41
33)	M	Trichloroethene	0.526	0.487	0.437	0.486	0.476	0.482	6.59
34)	C	1,2-Dichloropropane	0.424	0.383	0.360	0.372	0.366	0.381	6.66
35)	T	Dibromomethane	0.266	0.284	0.288	0.288	0.270	0.279	3.78
37)	T	Bromodichloromethane	0.693	0.644	0.627	0.651	0.638	0.650	3.88
38)	T	2-Chloroethylvinyl Et	0.032	0.065	0.073	0.062	0.061	0.059	26.85
39)	T	cis-1,3-Dichloroprope	0.506	0.445	0.397	0.407	0.400	0.431	10.68
40)	T	4-Methyl-2-pentanone(	0.265	0.223	0.224	0.217	0.193	0.224	11.52
41)	S	Toluene-d8	0.903	0.888	0.862	0.912	0.907	0.894	2.26
42)	MC	Toluene	0.695	0.641	0.577	0.624	0.617	0.631	6.80
43)	T	trans-1,3-Dichloropro	0.386	0.374	0.346	0.349	0.337	0.359	5.73
44)	T	1,1,2-Trichloroethane	0.272	0.252	0.233	0.243	0.230	0.246	6.93
45)	T	Tetrachloroethene	0.696	0.616	0.543	0.600	0.596	0.610	9.07
46)	T	1,3-Dichloropropane	0.456	0.402	0.372	0.386	0.344	0.392	10.65
47)	T	2-Hexanone	0.155	0.139	0.140	0.139	0.124	0.140	7.89
48)	T	Dibromochloromethane	0.501	0.428	0.406	0.438	0.420	0.439	8.36
49)	T	1,2-Dibromoethane(EDB	0.351	0.324	0.311	0.311	0.280	0.316	8.12

50)	I	Chlorobenzene-d5	----------ISTD----------						
51)	MP	Chlorobenzene	0.976	1.016	0.994	1.037	0.996	1.004	2.32
52)	T	1,1,1,2-Tetrachloroet	0.486	0.531	0.532	0.545	0.527	0.524	4.26
53)	C	Ethylbenzene	1.479	1.580	1.559	1.606	1.604	1.566	3.32
54)	T	m,p-Xylene	0.578	0.600	0.591	0.632	0.613	0.603	3.47
55)	T	o-Xylene	0.538	0.584	0.561	0.584	0.580	0.569	3.52
56)	T	Styrene	0.755	0.835	0.832	0.886	0.854	0.832	5.83
57)	P	Bromoform	0.340	0.395	0.434	0.435	0.395	0.400	9.66
58)	T	Isopropylbenzene	1.461	1.597	1.538	1.669	1.629	1.579	5.17
59)	S	Bromofluorobenzene	0.603	0.752	0.700	0.724	0.686	0.693	8.16
60)	P	1,1,2,2-Tetrachloroet	0.456	0.497	0.524	0.500	0.449	0.485	6.58
61)	T	Bromobenzene	0.464	0.480	0.488	0.504	0.489	0.485	3.05
62)	T	1,2,3-Trichloropropan	0.374	0.393	0.399	0.384	0.339	0.378	6.24
63)	T	n-Propylbenzene	1.762	1.885	1.894	1.923	1.930	1.879	3.63
64)	T	2-Chlorotoluene	1.182	1.333	1.215	1.222	1.234	1.237	4.62
65)	T	1,3,5-Trimethylbenzen	1.096	1.210	1.194	1.334	1.286	1.224	7.46
66)	T	4-Chlorotoluene	1.262	1.314	1.331	1.363	1.319	1.318	2.79
67)	T	tert-Butylbenzene	1.142	1.234	1.263	1.309	1.320	1.254	5.71
68)	T	1,2,4-Trimethylbenzen	0.961	1.083	1.075	1.170	1.103	1.078	6.99
69)	T	sec-Butylbenzene	1.487	1.721	1.697	1.855	1.850	1.722	8.73
70)	T	1,3-Dichlorobenzene	0.665	0.738	0.740	0.774	0.761	0.736	5.74
71)	T	4-Isopropyltoluene	1.103	1.202	1.260	1.346	1.350	1.252	8.31
72)	T	1,4-Dichlorobenzene	0.794	0.788	0.813	0.858	0.842	0.819	3.70
73)	T	n-Butylbenzene	0.918	1.073	1.133	1.229	1.276	1.126	12.50
74)	T	1,2-Dichlorobenzene	0.660	0.684	0.680	0.716	0.704	0.689	3.18
75)	T	1,2-Dibromo-3-chlorop	0.040	0.049	0.069	0.070	0.062	0.058	22.32
76)	T	1,2,4-Trichlorobenzen	0.273	0.337	0.401	0.402	0.405	0.364	16.04
77)	T	Hexachlorobutadiene	0.341	0.372	0.392	0.397	0.417	0.384	7.50
78)	T	Naphthalene	0.341	0.381	0.414	0.388	0.382	0.381	6.81
79)	T	1,2,3-Trichlorobenzen	0.261	0.290	0.341	0.316	0.324	0.306	10.30
80)	T	1,1,2-Trichloro-1,2,2	0.890	0.959	0.911	0.958	0.929	0.929	3.21
81)	T	Methyl Acetate	0.117	0.169	0.188	0.196	0.173	0.169	18.38
82)	T	Cyclohexane	0.381	0.452	0.438	0.460	0.441	0.434	7.17
83)	T	Methylcyclohexane	0.595	0.655	0.641	0.659	0.631	0.636	4.02
84)	T	Acetonitrile	0.032	0.050	0.051	0.074	0.071	0.056	31.00

(#) = Out of Range

ISO0815.M Sat Aug 16 08:14:34 2003 MSD_I

Instrument ID:	**MSD_I**
Method ID:	**ISO0815.M**
Date:	**08/16/2003**

Average %RSD = **8.16**

Refer to SW846 Method 8000B Section 7.5.1.

Response Factor Report 5970 - In

Method : C:\HPCHEM\1\METHODS\IME0818.M (RTE Integrator)
Title : VOLATILE ORGANICS BY EPA METHOD 8260B
Last Update : Mon Aug 18 14:15:18 2003
Response via : Initial Calibration

Calibration Files
20 =I6104.D 50 =I6106.D 100 =I6102.D
150 =I6105.D 200 =I6103.D

		Compound (ppb)	20	50	100	150	200	Avg	%RSD
1)	I	Pentafluorobenzene	----------ISTD----------						
2)	T	Dichlorodifluorometha	0.474	0.461	0.500	0.500	0.481	0.483	3.49
3)	P	Chloromethane	0.345	0.349	0.306	0.313	0.315	0.326	6.08
4)	C	Vinyl Chloride	0.273	0.304	0.309	0.310	0.294	0.298	5.18
5)	T	Bromomethane	0.249	0.300	0.332	0.314	0.281	0.295	10.77
6)	T	Chloroethane	0.155	0.186	0.193	0.189	0.181	0.181	8.48
7)	T	Trichlorofluoromethan	0.713	0.684	0.683	0.688	0.689	0.691	1.79
8)	T	Acrolein	0.014	0.016	0.016	0.018	0.020	0.017	13.62
9)	MC	1,1-Dichloroethene	0.298	0.305	0.325	0.325	0.322	0.315	3.94
10)	T	Acetone	0.036	0.037	0.047	0.054	0.053	0.045	18.86
11)	T	Carbon Disulfide	0.872	0.881	0.855	0.872	0.875	0.871	1.09
12)	T	Vinyl Acetate	1.135	1.115	1.043	1.107	1.088	1.098	3.14
13)	T	Methylene Chloride	0.364	0.363	0.347	0.361	0.342	0.356	2.78
14)	T	Acrylonitrile	0.043	0.053	0.046	0.054	0.054	0.050	9.75
15)	T	tert-Butyl Alcohol(TB	0.014	0.019	0.011	0.016	0.016	0.015	19.53
16)	T	trans-1,2-Dichloroeth	0.381	0.401	0.382	0.389	0.388	0.388	2.02
17)	T	Methyl-t-Butyl Ether(	0.793	0.790	0.644	0.715	0.713	0.731	8.49
18)	P	1,1-Dichloroethane	0.746	0.743	0.692	0.716	0.699	0.719	3.43
19)	T	Diisopropyl Ether(DIP	1.162	1.178	1.048	1.106	1.024	1.104	6.14
20)	T	cis-1,2-Dichloroethen	0.391	0.391	0.377	0.383	0.376	0.384	1.91
21)	T	2,2-Dichloropropane	0.487	0.457	0.452	0.442	0.456	0.459	3.69
22)	T	2-Butanone(MEK)	0.059	0.091	0.087	0.114	0.108	0.092	23.10
23)	T	Bromochloromethane	0.249	0.258	0.244	0.264	0.263	0.256	3.43
25)	C	Chloroform	0.824	0.826	0.784	0.809	0.801	0.809	2.10
26)	T	1,1,1-Trichloroethane	0.610	0.586	0.581	0.597	0.589	0.592	1.93
27)	T	Carbon Tetrachloride	0.567	0.529	0.504	0.512	0.508	0.524	4.96
28)	T	1,1-Dichloropropene	0.518	0.521	0.524	0.530	0.510	0.520	1.45
29)	T	1,2-Dichloroethane(ED	0.468	0.468	0.439	0.473	0.460	0.462	2.90
30)	S	1,2-Dichloroethane-d4	0.400	0.406	0.422	0.471	0.481	0.436	8.59
31)	I	1,4-Difluorobenzene	----------ISTD----------						
32)	M	Benzene	0.889	0.826	0.778	0.779	0.772	0.809	6.17
33)	M	Trichloroethene	0.421	0.405	0.398	0.396	0.396	0.403	2.65
34)	C	1,2-Dichloropropane	0.375	0.372	0.353	0.357	0.344	0.360	3.58
35)	T	Dibromomethane	0.302	0.325	0.307	0.331	0.326	0.318	3.96
37)	T	Bromodichloromethane	0.670	0.661	0.648	0.662	0.651	0.658	1.34
38)	T	2-Chloroethylvinyl Et	0.112	0.143	0.124	0.164	0.168	0.142	17.14
39)	T	cis-1,3-Dichloroprope	0.374	0.365	0.357	0.393	0.383	0.374	3.85
40)	T	4-Methyl-2-pentanone(	0.258	0.254	0.221	0.267	0.252	0.250	6.92
41)	S	Toluene-d8	0.922	0.926	0.914	0.909	0.878	0.910	2.06
42)	MC	Toluene	0.568	0.554	0.540	0.524	0.524	0.542	3.51
43)	T	trans-1,3-Dichloropro	0.352	0.341	0.310	0.340	0.331	0.335	4.61
44)	T	1,1,2-Trichloroethane	0.278	0.282	0.261	0.278	0.260	0.272	3.77
45)	T	Tetrachloroethene	0.453	0.415	0.419	0.401	0.388	0.415	5.84
46)	T	1,3-Dichloropropane	0.442	0.402	0.371	0.380	0.365	0.392	7.99
47)	T	2-Hexanone	0.158	0.162	0.139	0.168	0.162	0.158	7.04
48)	T	Dibromochloromethane	0.512	0.475	0.455	0.469	0.480	0.478	4.35
49)	T	1,2-Dibromoethane(EDB	0.336	0.290	0.249	0.263	0.237	0.275	14.35

50)	I	Chlorobenzene-d5	----------ISTD----------						
51)	MP	Chlorobenzene	0.764	0.831	0.829	0.829	0.843	0.819	3.82
52)	T	1,1,1,2-Tetrachloroet	0.436	0.453	0.456	0.452	0.479	0.455	3.38
53)	C	Ethylbenzene	1.120	1.118	1.092	1.086	1.137	1.110	1.91
54)	T	m,p-Xylene	0.408	0.437	0.420	0.430	0.431	0.425	2.71
55)	T	o-Xylene	0.398	0.429	0.407	0.419	0.430	0.416	3.37
56)	T	Styrene	0.620	0.692	0.669	0.698	0.733	0.682	6.12
57)	P	Bromoform	0.356	0.412	0.395	0.438	0.449	0.410	8.96
58)	T	Isopropylbenzene	0.882	0.940	0.919	0.907	0.942	0.918	2.72
59)	S	Bromofluorobenzene	0.669	0.792	0.708	0.726	0.745	0.728	6.25
60)	P	1,1,2,2-Tetrachloroet	0.488	0.509	0.454	0.520	0.526	0.499	5.85
61)	T	Bromobenzene	0.411	0.432	0.421	0.431	0.455	0.430	3.77
62)	T	1,2,3-Trichloropropan	0.387	0.396	0.339	0.392	0.393	0.381	6.25
63)	T	n-Propylbenzene	1.038	1.058	1.029	1.054	1.073	1.050	1.64
64)	T	2-Chlorotoluene	0.867	0.845	0.810	0.805	0.858	0.837	3.36
65)	T	1,3,5-Trimethylbenzen	0.651	0.689	0.697	0.713	0.737	0.697	4.56
66)	T	4-Chlorotoluene	0.867	0.845	0.810	0.817	0.858	0.839	3.00
67)	T	tert-Butylbenzene	0.691	0.651	0.681	0.678	0.687	0.678	2.31
68)	T	1,2,4-Trimethylbenzen	0.662	0.674	0.687	0.693	0.679	0.679	1.74
69)	T	sec-Butylbenzene	0.841	0.822	0.871	0.789	0.885	0.842	4.57
70)	T	1,3-Dichlorobenzene	0.511	0.520	0.493	0.536	0.552	0.522	4.32
71)	T	4-Isopropyltoluene	0.632	0.608	0.641	0.636	0.671	0.638	3.52
72)	T	1,4-Dichlorobenzene	0.584	0.639	0.587	0.661	0.619	0.618	5.40
73)	T	n-Butylbenzene	0.530	0.509	0.596	0.570	0.583	0.557	6.56
74)	T	1,2-Dichlorobenzene	0.584	0.639	0.587	0.661	0.619	0.618	5.40
75)	T	1,2-Dibromo-3-chlorop	0.039	0.061	0.059	0.080	0.084	0.065	28.07
76)	T	1,2,4-Trichlorobenzen	0.224	0.252	0.266	0.289	0.288	0.264	10.29
77)	T	Hexachlorobutadiene	0.217	0.193	0.205	0.185	0.198	0.200	6.08
78)	T	Naphthalene	0.332	0.372	0.352	0.453	0.454	0.393	14.52
79)	T	1,2,3-Trichlorobenzen	0.223	0.230	0.222	0.257	0.266	0.240	8.50
80)	T	1,1,2-Trichloro-1,2,2	0.508	0.517	0.538	0.537	0.590	0.538	5.97
81)	T	Methyl Acetate	0.129	0.170	0.159	0.189	0.189	0.167	14.88
82)	T	Cyclohexane	0.169	0.196	0.232	0.225	0.229	0.210	12.86
83)	T	Methylcyclohexane	0.219	0.222	0.259	0.240	0.247	0.237	7.05

(#) = Out of Range

IME0818.M Mon Aug 18 14:15:27 2003 MSD_I

Instrument ID: MSD_I
Method ID: IME0818.M
Date: 08/18/2003

Average %RSD = 6.18

Refer to SW846 Method 8000B Section 7.5.1.

Evaluate Continuing Calibration Report

Data File : C:\HPCHEM\1\DATA\08-19-03\I6151.D Vial: 1
Acq On : 19 Aug 2003 13:25 Operator: DPEI
Sample : 100,100_PPB_STD,W,5mL,100 Inst : 5970 - In
Misc : NA,NA,NA Multiplr: 1.00
MS Integration Params: rteint.p

Method : C:\HPCHEM\1\METHODS\IME0818.M (RTE Integrator)
Title : VOLATILE ORGANICS BY EPA METHOD 8260B
Last Update : Mon Aug 18 14:16:59 2003
Response via : Multiple Level Calibration

Min. RRF : 0.000 Min. Rel. Area : 50% Max. R.T. Dev 0.50min
Max. RRF Dev : 30% Max. Rel. Area : 200%

		Compound	AvgRF	CCRF	%Dev	Area%	Dev(min)
1	I	Pentafluorobenzene	1.000	1.000	0.0	89	0.03
2	T	Dichlorodifluoromethane	0.483	0.519	-7.5	93	0.03
3	P	Chloromethane	0.326	0.259	20.6	76	0.09
4	C	Vinyl Chloride	0.298	0.275	7.7	80	0.03
5	T	Bromomethane	0.295	0.350	-18.6	94	0.05
6	T	Chloroethane	0.181	0.193	-6.6	89	0.06
7	T	Trichlorofluoromethane	0.691	0.659	4.6	86	0.03
8	T	Acrolein	0.017	0.018	-5.9	101	0.03
9	MC	1,1-Dichloroethene	0.315	0.339	-7.6	93	0.03
10	T	Acetone	0.045	0.041	8.9	78	0.05
11	T	Carbon Disulfide	0.871	0.903	-3.7	94	0.03
12	T	Vinyl Acetate	1.098	1.076	2.0	92	0.05
13	T	Methylene Chloride	0.356	0.373	-4.8	96	0.03
14	T	Acrylonitrile	0.050	0.056	-12.0	108	0.02
15	T	tert-Butyl Alcohol(TBA)	0.015	0.010	33.3	86	0.00
16	T	trans-1,2-Dichloroethene	0.388	0.403	-3.9	95	0.05
17	T	Methyl-t-Butyl Ether(MTBE)	0.731	0.667	8.8	93	0.03
18	P	1,1-Dichloroethane	0.719	0.740	-2.9	96	0.06
19	T	Diisopropyl Ether(DIPE)	1.104	1.107	-0.3	94	0.03
20	T	cis-1,2-Dichloroethene	0.384	0.413	-7.6	98	0.05
21	T	2,2-Dichloropropane	0.459	0.464	-1.1	92	0.06
22	T	2-Butanone(MEK)	0.092	0.095	-3.3	98	0.03
23	T	Bromochloromethane	0.256	0.260	-1.6	95	0.04
25	C	Chloroform	0.809	0.858	-6.1	98	0.05
26	T	1,1,1-Trichloroethane	0.592	0.621	-4.9	96	0.04
27	T	Carbon Tetrachloride	0.524	0.522	0.4	93	0.03
28	T	1,1-Dichloropropene	0.520	0.567	-9.0	97	0.05
29	T	1,2-Dichloroethane(EDC)	0.462	0.482	-4.3	98	0.03
30	S	1,2-Dichloroethane-d4	0.436	0.425	2.5	90	0.05
31	I	1,4-Difluorobenzene	1.000	1.000	0.0	90	0.05
32	M	Benzene	0.809	0.877	-8.4	101	0.03
33	M	Trichloroethene	0.403	0.434	-7.7	98	0.04
34	C	1,2-Dichloropropane	0.360	0.387	-7.5	98	0.04
35	T	Dibromomethane	0.318	0.322	-1.3	94	0.03
37	T	Bromodichloromethane	0.658	0.701	-6.5	97	0.05
38	T	2-Chloroethylvinyl Ether	0.142	0.124	12.7	90	0.03
39	T	cis-1,3-Dichloropropene	0.374	0.408	-9.1	103	0.05
40	T	4-Methyl-2-pentanone(MIBK)	0.250	0.238	4.8	97	0.04
41	S	Toluene-d8	0.910	0.941	-3.4	92	0.06
42	MC	Toluene	0.542	0.596	-10.0	99	0.05
43	T	trans-1,3-Dichloropropene	0.335	0.337	-0.6	97	0.04
44	T	1,1,2-Trichloroethane	0.272	0.279	-2.6	96	0.05
45	T	Tetrachloroethene	0.415	0.454	-9.4	97	0.03
46	T	1,3-Dichloropropane	0.392	0.406	-3.6	98	0.04

47	T	2-Hexanone	0.158	0.149	5.7	96	0.03
48	T	Dibromochloromethane	0.478	0.488	-2.1	96	0.05
49	T	1,2-Dibromoethane(EDB)	0.275	0.281	-2.2	101	0.04
50	I	Chlorobenzene-d5	1.000	1.000	0.0	91	0.05
51	MP	Chlorobenzene	0.819	0.898	-9.6	99	0.03
52	T	1,1,1,2-Tetrachloroethane	0.455	0.492	-8.1	98	0.04
53	C	Ethylbenzene	1.110	1.176	-5.9	98	0.05
54	T	m,p-Xylene	0.425	0.460	-8.2	100	0.04
55	T	o-Xylene	0.416	0.450	-8.2	101	0.04
56	T	Styrene	0.682	0.743	-8.9	101	0.06
57	P	Bromoform	0.410	0.386	5.9	89	0.04
58	T	Isopropylbenzene	0.918	0.997	-8.6	99	0.04
59	S	Bromofluorobenzene	0.728	0.712	2.2	91	0.05
60	P	1,1,2,2-Tetrachloroethane	0.499	0.484	3.0	97	0.04
61	T	Bromobenzene	0.430	0.454	-5.6	98	0.05
62	T	1,2,3-Trichloropropane	0.381	0.358	6.0	96	0.03
63	T	n-Propylbenzene	1.050	1.114	-6.1	99	0.04
64	T	2-Chlorotoluene	0.837	0.875	-4.5	98	0.05
65	T	1,3,5-Trimethylbenzene	0.697	0.746	-7.0	97	0.04
66	T	4-Chlorotoluene	0.839	0.875	-4.3	98	0.05
67	T	tert-Butylbenzene	0.678	0.727	-7.2	97	0.03
68	T	1,2,4-Trimethylbenzene	0.679	0.734	-8.1	97	0.04
69	T	sec-Butylbenzene	0.842	0.931	-10.6	97	0.03
70	T	1,3-Dichlorobenzene	0.522	0.547	-4.8	101	0.04
71	T	4-Isopropyltoluene	0.638	0.696	-9.1	99	0.04
72	T	1,4-Dichlorobenzene	0.618	0.633	-2.4	98	0.03
73	T	n-Butylbenzene	0.557	0.617	-10.8	94	0.04
74	T	1,2-Dichlorobenzene	0.618	0.633	-2.4	98	0.03
75	T	1,2-Dibromo-3-chloropropane	0.065	0.054	16.9	84	0.04
76	T	1,2,4-Trichlorobenzene	0.264	0.210	20.5	72	0.05
77	T	Hexachlorobutadiene	0.200	0.199	0.5	88	0.04
78	T	Naphthalene	0.393	0.463	-17.8	120	0.05
79	T	1,2,3-Trichlorobenzene	0.240	0.211	12.1	86	0.05
80	T	1,1,2-Trichloro-1,2,2-trifl	0.538	0.529	1.7	89	0.05
81	T	Methyl Acetate	0.167	0.165	1.2	95	0.03
82	T	Cyclohexane	0.210	0.230	-9.5	90	0.07
83	T	Methylcyclohexane	0.237	0.270	-13.9	95	0.03

(#) = Out of Range SPCC's out = 0 CCC's out = 0

I6102.D IME0818.M Tue Aug 19 15:47:08 2003 MSD_I

Evaluate Continuing Calibration Report

Data File : C:\HPCHEM\1\DATA\08-23-03\I6239.D Vial: 2
Acq On : 23 Aug 2003 10:15 Operator: DPEI
Sample : 100,100_PPB_STD,W,5mL,100 Inst : 5970 - In
Misc : NA,NA,NA Multiplr: 1.00
MS Integration Params: rteint.p

Method : C:\HPCHEM\1\METHODS\IME0818.M (RTE Integrator)
Title : VOLATILE ORGANICS BY EPA METHOD 8260B
Last Update : Mon Aug 18 14:16:59 2003
Response via : Multiple Level Calibration

Min. RRF : 0.000 Min. Rel. Area : 50% Max. R.T. Dev 0.50min
Max. RRF Dev : 30% Max. Rel. Area : 200%

		Compound	AvgRF	CCRF	%Dev	Area%	Dev(min)
1	I	Pentafluorobenzene	1.000	1.000	0.0	84	0.00
2	T	Dichlorodifluoromethane	0.483	0.467	3.3	78	-0.01
3	P	Chloromethane	0.326	0.287	12.0	79	0.04
4	C	Vinyl Chloride	0.298	0.251	15.8	68	0.01
5	T	Bromomethane	0.295	0.309	-4.7	78	0.00
6	T	Chloroethane	0.181	0.169	6.6	73	0.00
7	T	Trichlorofluoromethane	0.691	0.713	-3.2	88	-0.03
8	T	Acrolein	0.017	0.019	-11.8	96	-0.02
9	MC	1,1-Dichloroethene	0.315	0.286	9.2	74	-0.02
10	T	Acetone	0.045	0.054	-20.0	96	0.00
11	T	Carbon Disulfide	0.871	0.801	8.0	79	0.00
12	T	Vinyl Acetate	1.098	1.134	-3.3	91	0.01
13	T	Methylene Chloride	0.356	0.307	13.8	74	0.00
14	T	Acrylonitrile	0.050	0.057	-14.0	103	0.00
15	T	tert-Butyl Alcohol(TBA)	0.015	0.012	20.0	92	-0.02
16	T	trans-1,2-Dichloroethene	0.388	0.343	11.6	75	0.03
17	T	Methyl-t-Butyl Ether(MTBE)	0.731	0.677	7.4	88	0.01
18	P	1,1-Dichloroethane	0.719	0.653	9.2	79	0.01
19	T	Diisopropyl Ether(DIPE)	1.104	0.959	13.1	77	0.03
20	T	cis-1,2-Dichloroethene	0.384	0.344	10.4	77	0.00
21	T	2,2-Dichloropropane	0.459	0.505	-10.0	94	0.03
22	T	2-Butanone(MEK)	0.092	0.118	-28.3	114	0.01
23	T	Bromochloromethane	0.256	0.232	9.4	80	0.00
25	C	Chloroform	0.809	0.751	7.2	80	0.01
26	T	1,1,1-Trichloroethane	0.592	0.633	-6.9	91	0.00
27	T	Carbon Tetrachloride	0.524	0.568	-8.4	95	0.02
28	T	1,1-Dichloropropene	0.520	0.536	-3.1	86	0.00
29	T	1,2-Dichloroethane(EDC)	0.462	0.496	-7.4	95	0.00
30	S	1,2-Dichloroethane-d4	0.436	0.545	-25.0	109	0.00
31	I	1,4-Difluorobenzene	1.000	1.000	0.0	86	0.02
32	M	Benzene	0.809	0.680	15.9	76	0.00
33	M	Trichloroethene	0.403	0.376	6.7	82	0.02
34	C	1,2-Dichloropropane	0.360	0.336	6.7	82	0.00
35	T	Dibromomethane	0.318	0.290	8.8	81	-0.01
37	T	Bromodichloromethane	0.658	0.657	0.2	88	0.02
38	T	2-Chloroethylvinyl Ether	0.142	0.103	27.5	72	-0.01
39	T	cis-1,3-Dichloropropene	0.374	0.378	-1.1	92	0.00
40	T	4-Methyl-2-pentanone(MIBK)	0.250	0.260	-4.0	101	0.00
41	S	Toluene-d8	0.910	0.903	0.8	85	0.00
42	MC	Toluene	0.542	0.468	13.7	75	0.01
43	T	trans-1,3-Dichloropropene	0.335	0.348	-3.9	97	0.00
44	T	1,1,2-Trichloroethane	0.272	0.246	9.6	81	0.00
45	T	Tetrachloroethene	0.415	0.349	15.9	72	0.00
46	T	1,3-Dichloropropane	0.392	0.383	2.3	89	0.00

47	T	2-Hexanone	0.158	0.167	-5.7	104	0.00
48	T	Dibromochloromethane	0.478	0.496	-3.8	94	0.00
49	T	1,2-Dibromoethane(EDB)	0.275	0.252	8.4	87	0.00
50	I	Chlorobenzene-d5	1.000	1.000	0.0	79	0.02
51	MP	Chlorobenzene	0.819	0.773	5.6	73	-0.01
52	T	1,1,1,2-Tetrachloroethane	0.455	0.442	2.9	76	0.00
53	C	Ethylbenzene	1.110	1.082	2.5	78	0.00
54	T	m,p-Xylene	0.425	0.386	9.2	72	0.00
55	T	o-Xylene	0.416	0.375	9.9	73	0.00
56	T	Styrene	0.682	0.659	3.4	77	0.00
57	P	Bromoform	0.410	0.439	-7.1	87	0.00
58	T	Isopropylbenzene	0.918	0.850	7.4	73	0.00
59	S	Bromofluorobenzene	0.728	0.903	-24.0	100	0.02
60	P	1,1,2,2-Tetrachloroethane	0.499	0.498	0.2	86	0.00
61	T	Bromobenzene	0.430	0.378	12.1	71	0.02
62	T	1,2,3-Trichloropropane	0.381	0.426	-11.8	99	0.00
63	T	n-Propylbenzene	1.050	0.959	8.7	73	0.00
64	T	2-Chlorotoluene	0.837	0.818	2.3	79	0.00
65	T	1,3,5-Trimethylbenzene	0.697	0.658	5.6	74	0.00
66	T	4-Chlorotoluene	0.839	0.818	2.5	79	0.00
67	T	tert-Butylbenzene	0.678	0.603	11.1	70	-0.01
68	T	1,2,4-Trimethylbenzene	0.679	0.614	9.6	70	0.00
69	T	sec-Butylbenzene	0.842	0.695	17.5	63	0.00
70	T	1,3-Dichlorobenzene	0.522	0.475	9.0	76	0.00
71	T	4-Isopropyltoluene	0.638	0.559	12.4	68	0.00
72	T	1,4-Dichlorobenzene	0.618	0.545	11.8	73	0.00
73	T	n-Butylbenzene	0.557	0.517	7.2	68	0.00
74	T	1,2-Dichlorobenzene	0.618	0.545	11.8	73	0.00
75	T	1,2-Dibromo-3-chloropropane	0.065	0.069	-6.2	91	0.00
76	T	1,2,4-Trichlorobenzene	0.264	0.318	-20.5	94	0.00
77	T	Hexachlorobutadiene	0.200	0.169	15.5	65	0.00
78	T	Naphthalene	0.393	0.412	-4.8	92	0.00
79	T	1,2,3-Trichlorobenzene	0.240	0.181	24.6	64	0.00
80	T	1,1,2-Trichloro-1,2,2-trifl	0.538	0.610	-13.4	89	0.00
81	T	Methyl Acetate	0.167	0.201	-20.4	100	-0.02
82	T	Cyclohexane	0.210	0.231	-10.0	78	0.01
83	T	Methylcyclohexane	0.237	0.263	-11.0	80	-0.01

(#) = Out of Range SPCC's out = 0 CCC's out = 0

I6102.D IME0818.M Sat Aug 23 10:48:23 2003 MSD_I

Evaluate Continuing Calibration Report

Data File : C:\HPCHEM\1\DATA\08-25-03\I6262.D Vial: 2
Acq On : 25 Aug 2003 11:17 Operator: DPEI
Sample : 100,100_PPB_STD,S,5g,0 Inst : 5970 - In
Misc : NA,NA,NA Multiplr: 1.00
MS Integration Params: rteint.p

Method : C:\HPCHEM\1\METHODS\ISO0815.M (RTE Integrator)
Title : VOLATILE ORGANICS BY EPA METHOD 8260B
Last Update : Sat Aug 16 08:14:07 2003
Response via : Multiple Level Calibration

Min. RRF : 0.000 Min. Rel. Area : 50% Max. R.T. Dev 0.50min
Max. RRF Dev : 30% Max. Rel. Area : 200%

		Compound	AvgRF	CCRF	%Dev	Area%	Dev(min)
1	I	Pentafluorobenzene	1.000	1.000	0.0	72	-0.03
2	T	Dichlorodifluoromethane	0.580	0.698	-20.3	94	0.01
3	P	Chloromethane	0.367	0.377	-2.7	81	0.01
4	C	Vinyl Chloride	0.376	0.365	2.9	77	0.00
5	T	Bromomethane	0.363	0.372	-2.5	76	0.04
6	T	Chloroethane	0.221	0.236	-6.8	80	0.06
7	T	Trichlorofluoromethane	0.881	1.092	-24.0	100	0.04
8	T	Acrolein	0.045	0.034	24.4	53	0.02
9	MC	1,1-Dichloroethene	0.395	0.384	2.8	75	0.00
10	T	Acetone	0.037	0.042	-13.5	71	0.02
11	T	Carbon Disulfide	1.027	1.154	-12.4	87	0.02
12	T	Vinyl Acetate	0.925	1.028	-11.1	81	-0.01
13	T	Methylene Chloride	0.363	0.319	12.1	67	0.03
14	T	Acrylonitrile	0.096	0.078	18.8	60	0.01
15	T	tert-Butyl Alcohol(TBA)	0.017	0.018	-5.9	85	0.00
16	T	trans-1,2-Dichloroethene	0.441	0.436	1.1	74	0.00
17	T	Methyl-t-Butyl Ether(MTBE)	0.656	0.653	0.5	74	0.02
18	P	1,1-Dichloroethane	0.787	0.816	-3.7	79	-0.01
19	T	Diisopropyl Ether(DIPE)	1.093	1.089	0.4	76	0.00
20	T	cis-1,2-Dichloroethene	0.399	0.397	0.5	74	0.00
21	T	2,2-Dichloropropane	0.519	0.586	-12.9	89	0.00
22	T	2-Butanone(MEK)	0.067	0.085	-26.9	77	-0.03
23	T	Bromochloromethane	0.226	0.210	7.1	68	-0.01
25	C	Chloroform	0.837	0.891	-6.5	82	-0.01
26	T	1,1,1-Trichloroethane	0.690	0.893	-29.4	100	-0.01
27	T	Carbon Tetrachloride	0.664	0.797	-20.0	90	-0.01
28	T	1,1-Dichloropropene	0.647	0.749	-15.8	90	-0.03
29	T	1,2-Dichloroethane(EDC)	0.409	0.487	-19.1	87	-0.03
30	S	1,2-Dichloroethane-d4	0.358	0.428	-19.6	85	-0.01
31	I	1,4-Difluorobenzene	1.000	1.000	0.0	86	0.00
32	M	Benzene	0.937	0.719	23.3	70	-0.01
33	M	Trichloroethene	0.482	0.443	8.1	87	-0.01
34	C	1,2-Dichloropropane	0.381	0.313	17.8	75	-0.02
35	T	Dibromomethane	0.279	0.211	24.4	63	-0.01
37	T	Bromodichloromethane	0.650	0.631	2.9	86	-0.01
38	T	2-Chloroethylvinyl Ether	0.059	0.068	-15.3	79	-0.03
39	T	cis-1,3-Dichloropropene	0.431	0.337	21.8	73	-0.01
40	T	4-Methyl-2-pentanone(MIBK)	0.224	0.183	18.3	70	-0.01
41	S	Toluene-d8	0.894	0.739	17.3	73	-0.01
42	MC	Toluene	0.631	0.530	16.0	79	0.00
43	T	trans-1,3-Dichloropropene	0.359	0.280	22.0	69	-0.01
44	T	1,1,2-Trichloroethane	0.246	0.189	23.2	70	-0.01
45	T	Tetrachloroethene	0.610	0.500	18.0	79	-0.02
46	T	1,3-Dichloropropane	0.392	0.310	20.9	72	-0.02

47	T	2-Hexanone	0.140	0.114	18.6	70	-0.02
48	T	Dibromochloromethane	0.439	0.395	10.0	83	-0.03
49	T	1,2-Dibromoethane(EDB)	0.316	0.264	16.5	73	-0.01
50	I	Chlorobenzene-d5	1.000	1.000	0.0	90	-0.01
51	MP	Chlorobenzene	1.004	0.831	17.2	75	-0.01
52	T	1,1,1,2-Tetrachloroethane	0.524	0.464	11.5	78	0.00
53	C	Ethylbenzene	1.566	1.357	13.3	78	-0.01
54	T	m,p-Xylene	0.603	0.483	19.9	73	-0.01
55	T	o-Xylene	0.569	0.446	21.6	71	-0.04
56	T	Styrene	0.832	0.650	21.9	70	0.00
57	P	Bromoform	0.400	0.353	11.8	73	-0.02
58	T	Isopropylbenzene	1.579	1.311	17.0	77	-0.02
59	S	Bromofluorobenzene	0.693	0.709	-2.3	91	0.00
60	P	1,1,2,2-Tetrachloroethane	0.485	0.385	20.6	66	-0.02
61	T	Bromobenzene	0.485	0.371	23.5	68	-0.02
62	T	1,2,3-Trichloropropane	0.378	0.344	9.0	78	-0.04
63	T	n-Propylbenzene	1.879	1.594	15.2	76	-0.03
64	T	2-Chlorotoluene	1.237	1.107	10.5	82	-0.02
65	T	1,3,5-Trimethylbenzene	1.224	0.998	18.5	75	-0.03
66	T	4-Chlorotoluene	1.318	1.158	12.1	78	-0.03
67	T	tert-Butylbenzene	1.254	1.004	19.9	71	-0.03
68	T	1,2,4-Trimethylbenzene	1.078	0.923	14.4	77	-0.03
69	T	sec-Butylbenzene	1.722	1.389	19.3	74	-0.02
70	T	1,3-Dichlorobenzene	0.736	0.621	15.6	75	0.09
71	T	4-Isopropyltoluene	1.252	1.028	17.9	73	-0.03
72	T	1,4-Dichlorobenzene	0.819	0.621	24.2	69	-0.02
73	T	n-Butylbenzene	1.126	1.015	9.9	80	-0.03
74	T	1,2-Dichlorobenzene	0.689	0.523	24.1	69	-0.03
75	T	1,2-Dibromo-3-chloropropane	0.058	0.056	3.4	72	-0.03
76	T	1,2,4-Trichlorobenzene	0.364	0.277	23.9	62	-0.06
77	T	Hexachlorobutadiene	0.384	0.359	6.5	82	-0.04
78	T	Naphthalene	0.381	0.365	4.2	79	-0.06
79	T	1,2,3-Trichlorobenzene	0.306	0.230	24.8	61	-0.07
80	T	1,1,2-Trichloro-1,2,2-trifl	0.929	0.787	15.3	78	0.03
81	T	Methyl Acetate	0.169	0.133	21.3	63	0.02
82	T	Cyclohexane	0.434	0.427	1.6	88	-0.01
83	T	Methylcyclohexane	0.636	0.604	5.0	85	0.00

(#) = Out of Range SPCC's out = 0 CCC's out = 0

I6055.D ISO0815.M Mon Aug 25 12:22:19 2003 MSD_I

Evaluate Continuing Calibration Report

Data File : C:\HPCHEM\1\DATA\08-26-03\I6290.D Vial: 1
Acq On : 26 Aug 2003 13:14 Operator: DPEI
Sample : 100,100_PPB_STD,W,5mL,100 Inst : 5970 - In
Misc : NA,NA,NA Multiplr: 1.00
MS Integration Params: rteint.p

Method : C:\HPCHEM\1\METHODS\IME0818.M (RTE Integrator)
Title : VOLATILE ORGANICS BY EPA METHOD 8260B
Last Update : Tue Aug 26 13:47:51 2003
Response via : Multiple Level Calibration

Min. RRF : 0.000 Min. Rel. Area : 50% Max. R.T. Dev 0.50min
Max. RRF Dev : 30% Max. Rel. Area : 200%

		Compound	AvgRF	CCRF	%Dev	Area%	Dev(min)
1	I	Pentafluorobenzene	1.000	1.000	0.0	87	0.01
2	T	Dichlorodifluoromethane	0.483	0.510	-5.6	88	0.00
3	P	Chloromethane	0.326	0.311	4.6	88	0.03
4	C	Vinyl Chloride	0.298	0.281	5.7	79	0.00
5	T	Bromomethane	0.295	0.213	27.8	56	0.02
6	T	Chloroethane	0.181	0.187	-3.3	84	0.00
7	T	Trichlorofluoromethane	0.691	0.815	-17.9	103	0.00
8	T	Acrolein	0.017	0.014	17.6	76	0.00
9	MC	1,1-Dichloroethene	0.315	0.315	0.0	84	-0.02
10	T	Acetone	0.045	0.055	-22.2	100	0.00
11	T	Carbon Disulfide	0.871	0.886	-1.7	90	-0.02
12	T	Vinyl Acetate	1.098	1.178	-7.3	98	0.01
13	T	Methylene Chloride	0.356	0.335	5.9	83	0.00
14	T	Acrylonitrile	0.050	0.051	-2.0	95	0.00
15	T	tert-Butyl Alcohol(TBA)	0.015	0.017	-13.3	134	-0.02
16	T	trans-1,2-Dichloroethene	0.388	0.379	2.3	86	0.01
17	T	Methyl-t-Butyl Ether(MTBE)	0.731	0.753	-3.0	101	-0.02
18	P	1,1-Dichloroethane	0.719	0.730	-1.5	91	0.02
19	T	Diisopropyl Ether(DIPE)	1.104	1.059	4.1	88	0.02
20	T	cis-1,2-Dichloroethene	0.384	0.379	1.3	87	0.00
21	T	2,2-Dichloropropane	0.459	0.569	-24.0	109	0.02
22	T	2-Butanone(MEK)	0.092	0.114	-23.9	114	0.00
23	T	Bromochloromethane	0.256	0.244	4.7	87	0.02
25	C	Chloroform	0.809	0.836	-3.3	92	0.00
26	T	1,1,1-Trichloroethane	0.592	0.713	-20.4	106	0.00
27	T	Carbon Tetrachloride	0.524	0.614	-17.2	106	0.01
28	T	1,1-Dichloropropene	0.520	0.575	-10.6	95	0.02
29	T	1,2-Dichloroethane(EDC)	0.462	0.549	-18.8	108	0.00
30	S	1,2-Dichloroethane-d4	0.436	0.509	-16.7	105	0.02
31	I	1,4-Difluorobenzene	1.000	1.000	0.0	81	0.02
32	M	Benzene	0.809	0.823	-1.7	85	0.00
33	M	Trichloroethene	0.403	0.463	-14.9	94	0.03
34	C	1,2-Dichloropropane	0.360	0.397	-10.3	91	0.01
35	T	Dibromomethane	0.318	0.330	-3.8	87	0.02
37	T	Bromodichloromethane	0.658	0.802	-21.9	100	0.02
38	T	2-Chloroethylvinyl Ether	0.142	0.142	0.0	92	0.01
39	T	cis-1,3-Dichloropropene	0.374	0.421	-12.6	95	0.01
40	T	4-Methyl-2-pentanone(MIBK)	0.250	0.283	-13.2	103	0.03
41	S	Toluene-d8	0.910	0.887	2.5	78	0.03
42	MC	Toluene	0.542	0.566	-4.4	84	0.03
43	T	trans-1,3-Dichloropropene	0.335	0.386	-15.2	100	0.01
44	T	1,1,2-Trichloroethane	0.272	0.290	-6.6	89	0.02
45	T	Tetrachloroethene	0.415	0.423	-1.9	81	0.02
46	T	1,3-Dichloropropane	0.392	0.439	-12.0	95	0.00

47	T	2-Hexanone	0.158	0.179	-13.3	104	0.02
48	T	Dibromochloromethane	0.478	0.573	-19.9	101	0.02
49	T	1,2-Dibromoethane(EDB)	0.275	0.265	3.6	86	0.02
50	I	Chlorobenzene-d5	1.000	1.000	0.0	78	0.03
51	MP	Chlorobenzene	0.819	0.853	-4.2	81	0.01
52	T	1,1,1,2-Tetrachloroethane	0.455	0.493	-8.4	85	0.03
53	C	Ethylbenzene	1.110	1.157	-4.2	83	0.03
54	T	m,p-Xylene	0.425	0.414	2.6	77	0.01
55	T	o-Xylene	0.416	0.403	3.1	77	0.03
56	T	Styrene	0.682	0.685	-0.4	80	0.03
57	P	Bromoform	0.410	0.462	-12.7	91	0.02
58	T	Isopropylbenzene	0.918	0.885	3.6	75	0.02
59	S	Bromofluorobenzene	0.728	0.848	-16.5	94	0.03
60	P	1,1,2,2-Tetrachloroethane	0.499	0.507	-1.6	87	0.03
61	T	Bromobenzene	0.430	0.400	7.0	74	0.03
62	T	1,2,3-Trichloropropane	0.381	0.442	-16.0	102	0.01
63	T	n-Propylbenzene	1.050	0.946	9.9	72	0.03
64	T	2-Chlorotoluene	0.837	0.857	-2.4	83	0.03
65	T	1,3,5-Trimethylbenzene	0.697	0.652	6.5	73	0.01
66	T	4-Chlorotoluene	0.839	0.857	-2.1	83	0.03
67	T	tert-Butylbenzene	0.678	0.548	19.2	63	0.01
68	T	1,2,4-Trimethylbenzene	0.679	0.603	11.2	69	0.04
69	T	sec-Butylbenzene	0.842	0.620	26.4	56	0.03
70	T	1,3-Dichlorobenzene	0.522	0.443	15.1	70	0.03
71	T	4-Isopropyltoluene	0.638	0.481	24.6	59	0.03
72	T	1,4-Dichlorobenzene	0.618	0.537	13.1	72	0.03
73	T	n-Butylbenzene	0.557	0.453	18.7	59	0.03
74	T	1,2-Dichlorobenzene	0.609	0.473	22.3	68	0.03
75	T	1,2-Dibromo-3-chloropropane	0.065	0.046	29.2	60	0.04
76	T	1,2,4-Trichlorobenzene	0.264	0.185	29.9	54	0.04
77	T	Hexachlorobutadiene	0.200	0.118	41.0	45	0.02
78	T	Naphthalene	0.393	0.300	23.7	67	0.02
79	T	1,2,3-Trichlorobenzene	0.240	0.185	22.9	65	0.03
80	T	1,1,2-Trichloro-1,2,2-trifl	0.538	0.642	-19.3	93	0.00
81	T	Methyl Acetate	0.167	0.210	-25.7	103	-0.02
82	T	Cyclohexane	0.210	0.225	-7.1	76	0.00
83	T	Methylcyclohexane	0.237	0.298	-25.7	90	0.01

(#) = Out of Range SPCC's out = 0 CCC's out = 0

I6102.D IME0818.M Tue Aug 26 13:49:57 2003 MSD_I

VOLATILE SURROGATE PERCENT RECOVERY SUMMARY

Date Analyzed: 08/18/2003

Lab Sample ID	Matrix	File ID	SMC1 #	SMC2 #	SMC3 #
METHOD_BLK	SOIL	I6107.D	89	101	89
BLK_SPK	SOIL	I6108.D	96	98	107
06982-007	MEOH	I6109.D	92	102	92
06930-006	MEOH	I6110.D	90	99	90
06982-004	MEOH	I6111.D	89	100	87
07198-002	MEOH	I6113.D	94	98	93
07198-003	MEOH	I6114.D	94	101	91
07198-004	MEOH	I6115.D	93	100	93
07198-005	MEOH	I6116.D	92	99	89
07198-006	MEOH	I6117.D	94	102	88
07198-007	MEOH	I6118.D	94	100	91
06930-005	MEOH	I6121.D	93	101	99
06982-004MS	SOIL	I6122.D	93	101	95
06982-004MSD	SOIL	I6123.D	92	100	88
07198-001	MEOH	I6124.D	93	101	82

	Concentration	Aqueous/Meoh	Soil
SMC1 = 1,2-Dichloroethane-d4	50 ppb	57-145	69-136
SMC2 = Toluene-d8	50 ppb	58-146	64-141
SMC3 = Bromofluorobenzene	50 ppb	55-123	54-123

Column to be used to flag recovery values

FORM 2

VOLATILE SURROGATE PERCENT RECOVERY SUMMARY

Date Analyzed: 08/19/2003

Lab Sample ID	Matrix	File ID	SMC1 #	SMC2 #	SMC3 #
METHOD_BLK	SOIL	I6152.D	90	99	87
BLK_SPK	SOIL	I6153.D	94	105	78
07124-002	MEOH	I6154.D	130	123	76
07124-001	MEOH	I6155.D	96	96	94
07074-006	SOIL	I6156.D	89	103	92
07074-009	SOIL	I6157.D	110	111	103
07074-012	SOIL	I6158.D	94	105	98
07074-014	SOIL	I6159.D	92	104	102
07074-016	SOIL	I6160.D	100	121	99
07190-001	SOIL	I6161.D	89	100	91
07190-002	SOIL	I6162.D	79	116	97
07190-003	SOIL	I6163.D	82	123	91
07190-005	SOIL	I6165.D	91	101	89

	Concentration	Aqueous/Meoh	Soil
SMC1 = 1,2-Dichloroethane-d4	50 ppb	57-145	69-136
SMC2 = Toluene-d8	50 ppb	58-146	64-141
SMC3 = Bromofluorobenzene	50 ppb	55-123	54-123

Column to be used to flag recovery values

VOLATILE SURROGATE PERCENT RECOVERY SUMMARY

Date Analyzed: 08/23/2003

Lab Sample ID	Matrix	File ID	SMC1 #	SMC2 #	SMC3 #
METHOD_BLK	SOIL	I6240.D	116	97	105
BLK_SPK	SOIL	I6241.D	124	101	88
07190-006	SOIL	I6242.D	105	115	112
07190-008	SOIL	I6244.D	111	116	109
07190-009	SOIL	I6245.D	113	116	106
07190-010	SOIL	I6246.D	110	110	107
07190-011	SOIL	I6247.D	115	100	106
07190-012	SOIL	I6248.D	128	100	104
07190-016	SOIL	I6252.D	110	112	100
07190-019	SOIL	I6255.D	109	112	98
07190-004	SOIL	I6256.D	117	113	102
07190-019MS	SOIL	I6257.D	108	74	106
07190-019MSD	SOIL	I6258.D	88	99	117
07160-001	SOIL	I6259.D	133	99	110
07350-001	SOIL	I6260.D	126	120	116

	Concentration	Aqueous/Meoh	Soil
SMC1 = 1,2-Dichloroethane-d4	50 ppb	57-145	69-136
SMC2 = Toluene-d8	50 ppb	58-146	64-141
SMC3 = Bromofluorobenzene	50 ppb	55-123	54-123

Column to be used to flag recovery values

VOLATILE SURROGATE PERCENT RECOVERY SUMMARY

Date Analyzed: 08/25/2003

Lab Sample ID	Matrix	File ID	SMC1 #	SMC2 #	SMC3 #
METHOD_BLK	SOIL	I6263.D	114	99	104
BLK_SPK	SOIL	I6264.D	122	98	120
07190-013	SOIL	I6265.D	112	97	103
07190-017	SOIL	I6266.D	113	98	105
07190-014	SOIL	I6267.D	116	100	106
07190-015	SOIL	I6270.D	120	98	110
07190-018	SOIL	I6271.D	111	98	112
07411-001MS	SOIL	I6272.D	100	100	106
07411-001MSD	SOIL	I6273.D	112	99	106
07411-001	SOIL	I6274.D	113	100	105
07411-002	SOIL	I6275.D	119	98	106
07402-001	SOIL	I6277.D	117	102	107
1000_PPB_TVH	SOIL	I6279.D	109	100	112
07371-001	SOIL	I6280.D	103	103	103

	Concentration	Aqueous/Meoh	Soil
SMC1 = 1,2-Dichloroethane-d4	50 ppb	57-145	69-136
SMC2 = Toluene-d8	50 ppb	58-146	64-141
SMC3 = Bromofluorobenzene	50 ppb	55-123	54-123

Column to be used to flag recovery values

VOLATILE SURROGATE PERCENT RECOVERY SUMMARY

Date Analyzed: 08/26/2003

Lab Sample ID	Matrix	File ID	SMC1 #	SMC2 #	SMC3 #
METHOD_BLK	SOIL	I6291.D	120	103	102
BLK_SPK	SOIL	I6292.D	126	101	120
07310-005	SOIL	I6293.D	125	100	94
07310-011	SOIL	I6295.D	127	99	94
07310-009	SOIL	I6298.D	123	100	100
07190-007	SOIL	I6299.D	107	122	99
07410-001	SOIL	I6300.D	133	105	118
07386-001MS	MEOH	I6301.D	130	106	103
07386-001MSD	MEOH	I6302.D	124	106	100
07386-001	MEOH	I6303.D	131	105	98
07386-002	MEOH	I6304.D	129	102	104
07338-001	MEOH	I6305.D	121	108	100
07338-002	MEOH	I6306.D	127	103	97
07338-003	MEOH	I6307.D	125	104	103
07338-004	MEOH	I6308.D	127	103	99
07338-005	MEOH	I6309.D	132	104	102
07394-012	SOIL	I6310.D	129	102	102
07394-013	SOIL	I6311.D	129	105	101
07291-001	MEOH	I6312.D	130	102	97

	Concentration	Aqueous/Meoh	Soil
SMC1 = 1,2-Dichloroethane-d4	50 ppb	57-145	69-136
SMC2 = Toluene-d8	50 ppb	58-146	64-141
SMC3 = Bromofluorobenzene	50 ppb	55-123	54-123

Column to be used to flag recovery values

SOIL VOLATILE MATRIX SPIKE/SPIKE DUPLICATE RECOVERY

Matrix spike Lab sample ID: 06982-004

Batch No.: IM0849

Compound	SPIKE ADDED (ug/Kg)	SAMPLE CONC. (ug/Kg)	MS CONC. (ug/Kg)	MS % REC #	QC LIMITS REC.
1,1-Dichloroethene	50.0	0.0	36.2	72	48 - 149
Benzene	50.0	0.0	50.0	100	59 - 149
Trichloroethene	50.0	0.0	46.5	93	55 - 143
Toluene	50.0	0.0	49.5	99	54 - 150
Chlorobenzene	50.0	0.0	49.1	98	55 - 144

Compound	SAMPLE CONC. (ug/Kg)	MSD CONC. (ug/Kg)	MSD % # REC	% RPD #	QC LIMITS RPD	REC.
1,1-Dichloroethene	0.0	39.8	80	11	17	48 - 149
Benzene	0.0	50.5	101	1	15	59 - 149
Trichloroethene	0.0	46.8	94	1	15	55 - 143
Toluene	0.0	50.5	101	2	16	54 - 150
Chlorobenzene	0.0	50.3	101	3	15	55 - 144

Column to be used to flag recovery and RPD values with an asterisk

* Values outside of QC limits

NC Non calculable

RPD: __0___ out of __5__ outside limits

Spike Recovery: __0___ out of __10__ outside limits

SOIL VOLATILE MATRIX SPIKE/SPIKE DUPLICATE RECOVERY

Matrix spike Lab sample ID: 07190-019

Batch No.: IM0855

Compound	SPIKE ADDED (ug/Kg)	SAMPLE CONC. (ug/Kg)	MS CONC. (ug/Kg)	MS % REC #	QC LIMITS REC.
1,1-Dichloroethene	50.0	0.0	41.2	82	48 - 149
Benzene	50.0	0.0	47.9	96	59 - 149
Trichloroethene	50.0	0.0	48.5	97	55 - 143
Toluene	50.0	0.0	37.1	74	54 - 150
Chlorobenzene	50.0	0.0	55.2	110	55 - 144

Compound	SAMPLE CONC. (ug/Kg)	MSD CONC. (ug/Kg)	MSD #	MSD % REC	% RPD #	QC LIMITS RPD	QC LIMITS REC.
1,1-Dichloroethene	0.0	42.5		85	4	17	48 - 149
Benzene	0.0	43.8		88	9	15	59 - 149
Trichloroethene	0.0	51.1		102	5	15	55 - 143
Toluene	0.0	42.7		85	14	16	54 - 150
Chlorobenzene	0.0	55.9		112	2	15	55 - 144

Column to be used to flag recovery and RPD values with an asterisk

* Values outside of QC limits

NC Non calculable

RPD: __0___ out of __5__ outside limits

Spike Recovery: __0___ out of __10__ outside limits

SOIL VOLATILE MATRIX SPIKE/SPIKE DUPLICATE RECOVERY

Matrix spike Lab sample ID: 07411-001

Batch No.: IS0856

Compound	SPIKE ADDED (ug/Kg)	SAMPLE CONC. (ug/Kg)	MS CONC. (ug/Kg)	MS % REC #	QC LIMITS REC.
1,1-Dichloroethene	50.0	0.0	53.1	106	24 - 166
Benzene	50.0	0.0	53.5	107	36 - 166
Trichloroethene	50.0	0.0	61.6	123	31 - 157
Toluene	50.0	0.0	56.5	113	37 - 156
Chlorobenzene	50.0	0.0	55.7	111	28 - 138

Compound	SAMPLE CONC. (ug/Kg)	MSD CONC. (ug/Kg)	MSD % # REC	% RPD #	QC LIMITS RPD	QC LIMITS REC.
1,1-Dichloroethene	0.0	54.0	108	2	24	24 - 166
Benzene	0.0	53.5	107	0	22	36 - 166
Trichloroethene	0.0	58.9	118	4	21	31 - 157
Toluene	0.0	55.5	111	2	20	37 - 156
Chlorobenzene	0.0	55.7	111	0	18	28 - 138

Column to be used to flag recovery and RPD values with an asterisk

* Values outside of QC limits

NC Non calculable

RPD: __0___ out of __5__ outside limits

Spike Recovery: __0___ out of __10__ outside limits

MEOH VOLATILE MATRIX SPIKE/SPIKE DUPLICATE RECOVERY

Matrix spike Lab sample ID: 07386-001

Batch No.: IM0858

Compound	SPIKE ADDED (ug/Kg)	SAMPLE CONC. (ug/Kg)	MS CONC. (ug/Kg)	MS % REC #	QC LIMITS REC.
1,1-Dichloroethene	50.0	0.0	47.5	95	48 - 149
Benzene	50.0	0.0	49.4	99	59 - 149
Trichloroethene	50.0	0.0	52.9	106	55 - 143
Toluene	50.0	0.0	51.3	103	54 - 150
Chlorobenzene	50.0	0.0	52.6	105	55 - 144

Compound	SAMPLE CONC. (ug/Kg)	MSD CONC. (ug/Kg)	MSD % # REC	% RPD #	QC LIMITS RPD	QC LIMITS REC.
1,1-Dichloroethene	0.0	46.8	94	1	17	48 - 149
Benzene	0.0	48.1	96	3	15	59 - 149
Trichloroethene	0.0	51.9	104	2	15	55 - 143
Toluene	0.0	50.4	101	2	16	54 - 150
Chlorobenzene	0.0	52.7	105	0	15	55 - 144

Column to be used to flag recovery and RPD values with an asterisk

* Values outside of QC limits

NC Non calculable

RPD: __0___ out of __5__ outside limits

Spike Recovery: __0___ out of __10__ outside limits

VOLATILE INTERNAL STANDARD AREA AND RT SUMMARY

Lab File ID (Standard): I6055.D

Date Analyzed: 08/15/2003

Instrument ID: MSD_I

Time Analyzed: 15:39

	50UG/L	IS1 AREA #	RT #	IS2 AREA #	RT #	IS3 AREA #	RT #
	12 HOUR STD	389835	9.43	421062	10.51	307816	14.86
	UPPER LIMIT	779670	9.93	842124	11.01	615632	15.36
	LOWER LIMIT	194917.5	8.93	210531	10.01	153908	14.36
	LAB SAMPLE ID						
01	20_PPB_STD	375715	9.38	404452	10.48	380210	14.85
02	150_PPB_STD	369673	9.39	398524	10.49	301901	14.85
03	200_PPB_STD	363001	9.40	386418	10.49	303328	14.85
04	50_PPB_STD	372562	9.40	401329	10.49	314888	14.83
05	METHOD_BLK	374044	9.39	397393	10.49	296739	14.84
06	BLK_SPK	377665	9.38	401403	10.48	309352	14.83
07	06757-003	351791	9.26	408250	10.39	312391	14.81
08	06970-008MS	375520	9.38	404459	10.48	305297	14.83
09	06970-008MSD	367215	9.38	388471	10.49	305992	14.84
10	06970-008	375366	9.38	407029	10.48	316351	14.83
11	06970-009	377038	9.38	401841	10.48	312313	14.83
12	06909-001	370272	9.38	397944	10.48	318066	14.84
13	07002-001	361601	9.38	387550	10.49	299656	14.83
14	07007-001	354975	9.31	382144	10.40	303296	14.80
15	07001-001	379880	9.38	395893	10.48	325279	14.83
16	07063-001	377623	9.41	396104	10.49	309081	14.83
17							
18							
19							
20							
21							
22							

IS1 = PENTAFLUOROBENZENE
IS2 = 1,4-DIFLUOROBENZENE
IS3 = CHLOROBENZENE-D5

AREA UPPER LIMIT = +100% of internal standard area
AREA LOWER LIMIT = -50% of internal standard area
RT UPPER LIMIT = +0.50 minutes of internal standard RT
RT LOWER LIMIT = -0.50 minutes of internal standard RT

Column used to flag values outside QC limits with an asterisk
* Values outside of QC limits.

VOLATILE INTERNAL STANDARD AREA AND RT SUMMARY

Lab File ID (Standard): I6102.D

Date Analyzed: 08/18/2003

Instrument ID: MSD_I

Time Analyzed: 11:34

	50UG/L	IS1 AREA	#	RT	#	IS2 AREA	#	RT	#	IS3 AREA	#	RT	#
	12 HOUR STD	476677		9.38		519371		10.45		448271		14.79	
	UPPER LIMIT	953354		9.88		1038742		10.95		896542		15.29	
	LOWER LIMIT	238338.5		8.88		259685.5		9.95		224135.5		14.29	
	LAB SAMPLE ID												
01	200_PPB_STD	479753		9.38		522249		10.47		423941		14.80	
02	20_PPB_STD	460395		9.38		494977		10.47		487706		14.79	
03	150_PPB_STD	448949		9.37		510028		10.46		427716		14.79	
04	50_PPB_STD	451017		9.36		488454		10.47		433408		14.80	
05	METHOD_BLK	448228		9.39		472246		10.47		419160		14.82	
06	BLK_SPK	444901		9.39		488091		10.48		411363		14.82	
07	06982-007	437669		9.37		481924		10.48		415717		14.82	
08	06930-006	454062		9.37		498242		10.48		433509		14.81	
09	06982-004	439904		9.37		480957		10.48		424383		14.82	
10	07198-002	421464		9.38		477368		10.47		396776		14.81	
11	07198-003	435527		9.37		476642		10.45		409337		14.82	
12	07198-004	434373		9.37		482250		10.46		409738		14.80	
13	07198-005	442982		9.35		492950		10.43		420897		14.78	
14	07198-006	434285		9.35		476299		10.45		414950		14.79	
15	07198-007	435313		9.35		481833		10.46		412400		14.79	
16	06930-005	427812		9.38		467259		10.46		407081		14.79	
17	06982-004MS	438553		9.34		481353		10.45		428997		14.79	
18	06982-004MSD	445511		9.36		493004		10.45		427378		14.79	
19	07198-001	440115		9.38		478892		10.46		427483		14.82	
20													
21													
22													

IS1 = PENTAFLUOROBENZENE
IS2 = 1,4-DIFLUOROBENZENE
IS3 = CHLOROBENZENE-D5

AREA UPPER LIMIT = +100% of internal standard area
AREA LOWER LIMIT = -50% of internal standard area
RT UPPER LIMIT = +0.50 minutes of internal standard RT
RT LOWER LIMIT = -0.50 minutes of internal standard RT

Column used to flag values outside QC limits with an asterisk
* Values outside of QC limits.

VOLATILE INTERNAL STANDARD AREA AND RT SUMMARY

Lab File ID (Standard): I6151.D

Date Analyzed: 08/19/2003

Instrument ID: MSD_I

Time Analyzed: 13:25

	50UG/L	IS1 AREA	#	RT	#	IS2 AREA	#	RT	#	IS3 AREA	#	RT	#
	12 HOUR STD	426411		9.41		466078		10.50		408106		14.84	
	UPPER LIMIT	852822		9.91		932156		11.00		816212		15.34	
	LOWER LIMIT	213205.5		8.91		233039		10.00		204053		14.34	
	LAB SAMPLE ID												
01	METHOD_BLK	427678		9.41		476487		10.51		413715		14.84	
02	BLK_SPK	402967		9.41		442734		10.51		537268		14.84	
03	07124-002	327570		9.39		400806		10.49		465916		14.83	
04	07124-001	316736		9.44		387845		10.53		446493		14.86	
05	07074-006	420904		9.42		455062		10.52		403730		14.86	
06	07074-009	376585		9.42		392838		10.51		378540		14.85	
07	07074-012	407460		9.42		438650		10.52		385432		14.84	
08	07074-014	418481		9.39		448697		10.50		392467		14.83	
09	07074-016	399192		9.37		389043		10.48		399349		14.83	
10	07190-001	439253		9.38		478230		10.49		406254		14.83	
11	07190-002	411697		9.13		401439		10.14		396542		14.65	
12	07190-003	381062		9.16		369072		10.23		399099		14.71	
13	07190-005	382611		9.37		416039		10.46		367672		14.80	
14													
15													
16													
17													
18													
19													
20													
21													
22													

IS1 = PENTAFLUOROBENZENE
IS2 = 1,4-DIFLUOROBENZENE
IS3 = CHLOROBENZENE-D5

AREA UPPER LIMIT = +100% of internal standard area
AREA LOWER LIMIT = -50% of internal standard area
RT UPPER LIMIT = +0.50 minutes of internal standard RT
RT LOWER LIMIT = -0.50 minutes of internal standard RT

Column used to flag values outside QC limits with an asterisk
* Values outside of QC limits.

VOLATILE INTERNAL STANDARD AREA AND RT SUMMARY

Lab File ID (Standard): I6239.D

Date Analyzed: 08/23/2003

Instrument ID: MSD_I

Time Analyzed: 10:15

	50UG/L	IS1 AREA	#	RT	#	IS2 AREA	#	RT	#	IS3 AREA	#	RT	#
	12 HOUR STD	400041		9.38		448781		10.48		352512		14.81	
	UPPER LIMIT	800082		9.88		897562		10.98		705024		15.31	
	LOWER LIMIT	200020.5		8.88		224390.5		9.98		176256		14.31	
	LAB SAMPLE ID												
01	METHOD_BLK	391786		9.39		445492		10.50		365907		14.81	
02	BLK_SPK	382458		9.41		433964		10.49		495559		14.81	
03	07190-006	379296		9.11		367838		10.11		355579		14.61	
04	07190-008	326382		9.12		318523		10.13		305449		14.63	
05	07190-009	324431		9.14		321588		10.20		314010		14.72	
06	07190-010	329273		9.13		323944		10.14		314068		14.62	
07	07190-011	307443		9.20		365296		10.33		309512		14.75	
08	07190-012	324128		9.35		370692		10.45		313189		14.81	
09	07190-016	328269		9.12		317140		10.09		297576		14.59	
10	07190-019	315908		9.14		306230		10.16		298124		14.65	
11	07190-004	294937		9.13		303025		10.16		295492		14.68	
12	07190-019MS	298783		9.10		294765		10.04		276329		14.17	*
13	07190-019MSD	283931		9.07		244213		9.98		196634		13.94	*
14	07160-001	276625		9.35		305186		10.45		264036		14.82	
15	07350-001	265880		9.19		257347		10.27		267016		14.74	
16													
17													
18													
19													
20													
21													
22													

IS1 = PENTAFLUOROBENZENE
IS2 = 1,4-DIFLUOROBENZENE
IS3 = CHLOROBENZENE-D5

AREA UPPER LIMIT = +100% of internal standard area
AREA LOWER LIMIT = -50% of internal standard area
RT UPPER LIMIT = +0.50 minutes of internal standard RT
RT LOWER LIMIT = -0.50 minutes of internal standard RT

Column used to flag values outside QC limits with an asterisk
* Values outside of QC limits.

VOLATILE INTERNAL STANDARD AREA AND RT SUMMARY

Lab File ID (Standard): I6262.D

Date Analyzed: 08/25/2003

Instrument ID: MSD_I

Time Analyzed: 11:17

	50UG/L	IS1 AREA #	RT #	IS2 AREA #	RT #	IS3 AREA #	RT #
	12 HOUR STD	282044	9.40	361090	10.51	276576	14.84
	UPPER LIMIT	564088	9.90	722180	11.01	553152	15.34
	LOWER LIMIT	141022	8.90	180545	10.01	138288	14.34
	LAB SAMPLE ID						
01	METHOD_BLK	238058	9.39	263743	10.48	216566	14.83
02	BLK_SPK	245823	9.39	277952	10.47	218334	14.82
03	07190-013	251283	9.38	286336	10.48	223705	14.82
04	07190-017	249482	9.38	279552	10.48	222220	14.83
05	07190-014	236956	9.39	266626	10.50	210071	14.83
06	07190-015	228285	9.37	257738	10.48	205483	14.82
07	07190-018	238255	9.38	263534	10.50	205372	14.84
08	07411-001MS	244676	9.38	264851	10.49	203667	14.82
09	07411-001MSD	236582	9.38	257276	10.47	200831	14.81
10	07411-001	239491	9.39	261280	10.50	205944	14.82
11	07411-002	245490	9.38	271659	10.49	207751	14.83
12	07402-001	261010	9.38	296384	10.49	224172	14.82
13	1000_PPB_TVH	328465	9.37	361618	10.46	287383	14.82
14	07371-001	320164	9.38	343335	10.47	275469	14.81
15							
16							
17							
18							
19							
20							
21							
22							

IS1 = PENTAFLUOROBENZENE
IS2 = 1,4-DIFLUOROBENZENE
IS3 = CHLOROBENZENE-D5

AREA UPPER LIMIT = +100% of internal standard area
AREA LOWER LIMIT = -50% of internal standard area
RT UPPER LIMIT = +0.50 minutes of internal standard RT
RT LOWER LIMIT = -0.50 minutes of internal standard RT

Column used to flag values outside QC limits with an asterisk
* Values outside of QC limits.

FORM 8

VOLATILE INTERNAL STANDARD AREA AND RT SUMMARY

Lab File ID (Standard): I6290.D

Date Analyzed: 08/26/2003

Instrument ID: MSD_I

Time Analyzed: 13:14

	50UG/L	IS1 AREA	#	RT	#	IS2 AREA	#	RT	#	IS3 AREA	#	RT	#
	12 HOUR STD	413105		9.39		418485		10.47		350897		14.82	
	UPPER LIMIT	826210		9.89		836970		10.97		701794		15.32	
	LOWER LIMIT	206552.5		8.89		209242.5		9.97		175448.5		14.32	
	LAB SAMPLE ID												
01	METHOD_BLK	347461		9.40		399466		10.50		355289		14.84	
02	BLK_SPK	335164		9.41		393276		10.51		322727		14.83	
03	07310-005	335418		9.43		397733		10.52		345244		14.85	
04	07310-011	332439		9.43		394859		10.54		335635		14.86	
05	07310-009	337639		9.41		391373		10.52		327092		14.84	
06	07190-007	357335		9.15		336826		10.13		305070		14.65	
07	07410-001	354625		9.41		402260		10.51		320905		14.84	
08	07386-001MS	362999		9.42		403299		10.53		333288		14.84	
09	07386-001MSD	373977		9.42		418647		10.52		335531		14.86	
10	07386-001	382110		9.41		430780		10.50		334945		14.83	
11	07386-002	376329		9.41		425174		10.50		329362		14.83	
12	07338-001	386390		9.41		418638		10.50		337336		14.84	
13	07338-002	384965		9.42		427480		10.51		334900		14.83	
14	07338-003	380401		9.44		424568		10.50		332503		14.84	
15	07338-004	378738		9.39		434480		10.52		340890		14.86	
16	07338-005	362715		9.41		421378		10.52		331901		14.83	
17	07394-012	385037		9.38		434250		10.49		340328		14.83	
18	07394-013	381393		9.38		432929		10.48		347221		14.83	
19	07291-001	377080		9.44		434291		10.50		336141		14.83	
20													
21													
22													

IS1 = PENTAFLUOROBENZENE
IS2 = 1,4-DIFLUOROBENZENE
IS3 = CHLOROBENZENE-D5

AREA UPPER LIMIT = +100% of internal standard area
AREA LOWER LIMIT = -50% of internal standard area
RT UPPER LIMIT = +0.50 minutes of internal standard RT
RT LOWER LIMIT = -0.50 minutes of internal standard RT

Column used to flag values outside QC limits with an asterisk
* Values outside of QC limits.

Quantitation Report (QT Reviewed)

Data File : C:\HPCHEM\1\DATA\08-19-03\I6161.D Vial: 11
Acq On : 19 Aug 2003 18:28 Operator: DPEI
Sample : AISB-1A/7.5-8,07190-001,S,0.05g Inst : 5970 - In
Misc : WHITMAN/DEXTER_CHE,08/14/03,08/18/03 Multiplr: 1.00
MS Integration Params: rteint.p
Quant Time: Aug 20 15:16 2003 Quant Results File: IME0818.RES

Quant Method : C:\HPCHEM\1\METHODS\IME0818.M (RTE Integrator)
Title : VOLATILE ORGANICS BY EPA METHOD 8260B
Last Update : Mon Aug 18 14:16:59 2003
Response via : Initial Calibration
DataAcq Meth : VOAI

Internal Standards	R.T.	QIon	Response	Conc	Units	Dev(Min)
1) Pentafluorobenzene	9.38	168	439253	50.00	UG	0.00
31) 1,4-Difluorobenzene	10.49	114	478230	50.00	UG	0.04
50) Chlorobenzene-d5	14.83	117	406254	50.00	UG	0.04
System Monitoring Compounds						
30) 1,2-Dichloroethane-d4	9.85	65	171309	44.73	UG	0.04
Spiked Amount 50.000	Range 36 - 115		Recovery = 89.46%			
41) Toluene-d8	12.67	98	434458	49.93	UG	0.02
Spiked Amount 50.000	Range 35 - 117		Recovery = 99.86%			
59) Bromofluorobenzene	16.61	95	267999	45.30	UG	0.03
Spiked Amount 50.000	Range 47 - 115		Recovery = 90.60%			
Target Compounds						Qvalue
78) Naphthalene	21.55	128	6043	1.89	UG	# 97

(#) = qualifier out of range (m) = manual integration

Quantitation Report

Data File : C:\HPCHEM\1\DATA\08-19-03\I6161.D Vial: 11
Acq On : 19 Aug 2003 18:28 Operator: DPEI
Sample : AISB-1A/7.5-8,07190-001,S,0.05g Inst : 5970 - In
Misc : WHITMAN/DEXTER_CHE,08/14/03,08/18/03 Multiplr: 1.00
MS Integration Params: rteint.p
Quant Time: Aug 20 15:16 2003 Quant Results File: IME0818.RES

Method : C:\HPCHEM\1\METHODS\IME0818.M (RTE Integrator)
Title : VOLATILE ORGANICS BY EPA METHOD 8260B
Last Update : Mon Aug 18 14:16:59 2003
Response via : Initial Calibration

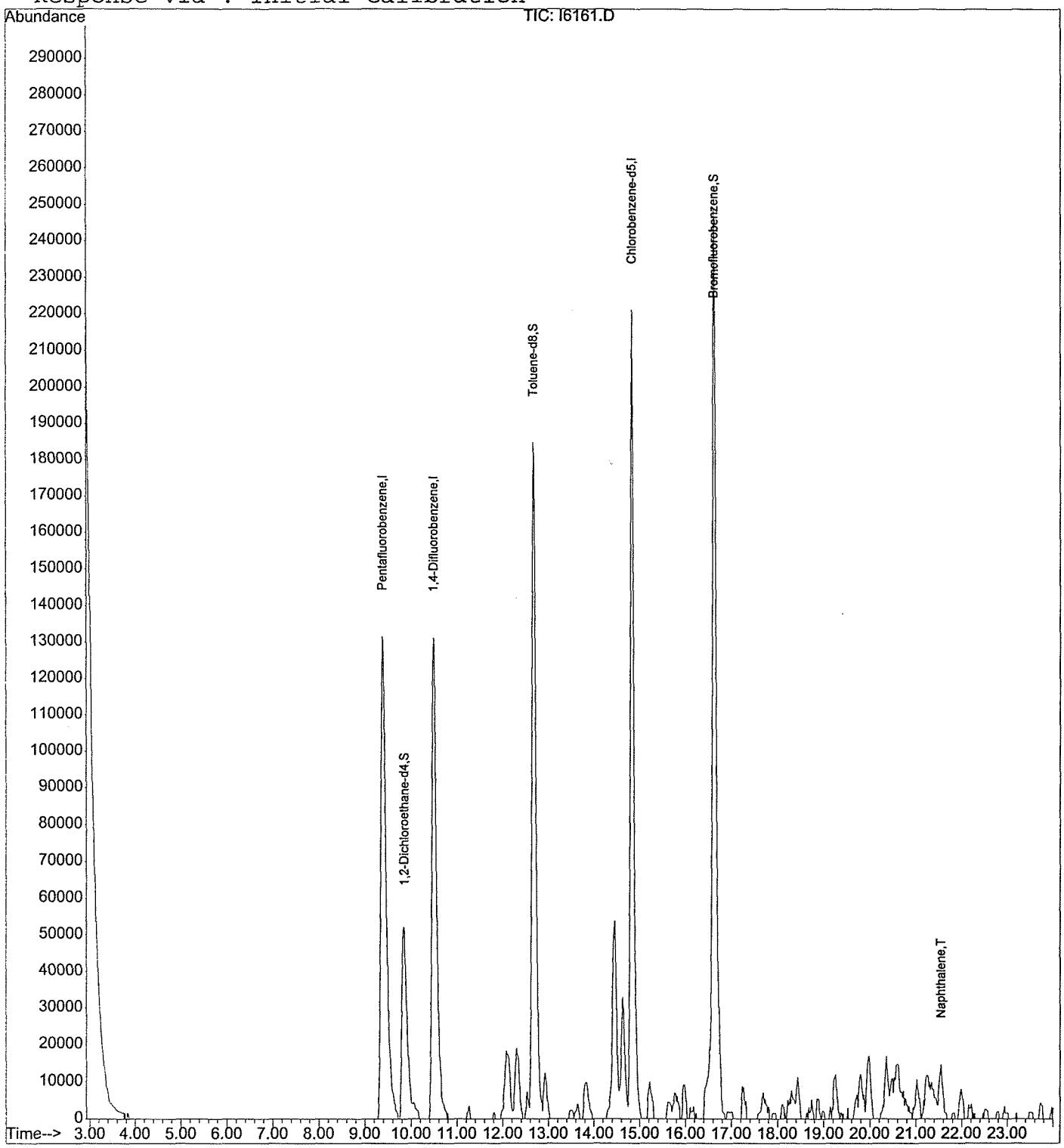

LSC Area Percent Report

Data File : C:\HPCHEM\1\DATA\08-19-03\I6161.D Vial: 11
Acq On : 19 Aug 2003 18:28 Operator: DPEI
Sample : AISB-1A/7.5-8,07190-001,S,0.05g Inst : 5970 - In
Misc : WHITMAN/DEXTER_CHE,08/14/03,08/18/03 Multiplr: 1.00
MS Integration Params: LSCINT.P

Method : C:\HPCHEM\1\METHODS\IME0818.M (RTE Integrator)
Title : VOLATILE ORGANICS BY EPA METHOD 8260B
Smoothing : OFF Filtering: 9
Sampling : 1 Min Area: 3 % of largest Peak
Start Thrs: 0.5 Max Peaks: 100
Stop Thrs : 0.5 Peak Location: TOP

If leading or trailing edge < 50 prefer < Baseline drop else tangent >
Peak separation: 5

Signal : TIC

peak #	R.T. min	first scan	max scan	last scan	PK TY	peak height	corr. area	corr. % max.	% of total
1	9.380	436	443	467	rBB	131602	1049564	70.44%	13.084%
2	9.833	468	474	487	rBV2	52297	407200	27.33%	5.076%
3	10.491	512	519	539	rBB2	131132	932129	62.56%	11.620%
4	12.083	622	628	637	rVV3	16298	114121	7.66%	1.423%
5	12.302	637	643	652	rVB	19078	122957	8.25%	1.533%
6	12.536	655	659	662	rBV2	7309	26895	1.81%	0.335%
7	12.667	662	668	682	rVV	184322	1123700	75.42%	14.008%
8	12.930	682	686	693	rVB	12430	63935	4.29%	0.797%
9	13.631	729	734	738	rBB	4044	17154	1.15%	0.214%
10	13.836	742	748	757	rBB3	9908	71943	4.83%	0.897%
11	14.449	778	790	797	rBV	53956	347464	23.32%	4.332%
12	14.625	797	802	810	rVV2	33097	187570	12.59%	2.338%
13	14.829	810	816	830	rVB	221153	1140873	76.57%	14.222%
14	15.224	839	843	849	rBB	9948	54178	3.64%	0.675%
15	15.618	867	870	876	rBV2	4625	28086	1.89%	0.350%
16	15.764	876	880	883	rBV2	5129	21558	1.45%	0.269%
17	15.969	889	894	899	rBB2	9302	44833	3.01%	0.559%
18	16.611	923	938	952	rBV	249138	1489959	100.00%	18.574%
19	17.240	979	981	985	rBV2	8806	33899	2.28%	0.423%
20	17.692	1005	1012	1013	rVV	5736	20238	1.36%	0.252%
21	18.306	1052	1054	1059	rVV2	7778	34760	2.33%	0.433%
22	18.437	1059	1063	1068	rVB2	11386	47801	3.21%	0.596%
23	19.255	1113	1119	1125	rBB4	12043	65400	4.39%	0.815%
24	19.722	1145	1151	1152	rBV2	6694	26753	1.80%	0.334%
25	19.795	1152	1156	1162	rVV2	12068	69684	4.68%	0.869%
26	19.971	1163	1168	1175	rVB2	17122	101352	6.80%	1.263%
27	20.350	1185	1194	1199	rBV3	16989	95268	6.39%	1.188%
28	20.497	1199	1204	1205	rBV3	4804	16204	1.09%	0.202%
29	21.022	1235	1240	1246	rVB2	10730	55024	3.69%	0.686%
30	21.241	1247	1255	1260	rBV4	11786	88835	5.96%	1.107%
31	21.548	1271	1276	1282	rVB	13114	65795	4.42%	0.820%

32	21.986	1301	1306	1311	rBB2	8117	41559	2.79%	0.518%
33	23.724	1422	1425	1427	rBV	4463	14919	1.00%	0.186%

Sum of corrected areas: 8021610

I6161.D IME0818.M Wed Aug 20 15:17:44 2003 MSD_I

LSC Report - Integrated Chromatogram

File : C:\HPCHEM\1\DATA\08-19-03\I6161.D
Operator : DPEI
Acquired : 19 Aug 2003 18:28 using AcqMethod VOAI
Instrument : 5970 - In
Sample Name: AISB-1A/7.5-8,07190-001,S,0.05g
Misc Info : WHITMAN/DEXTER_CHE,08/14/03,08/18/03
Vial Number: 11
Quant File :IME0818.RES (RTE Integrator)

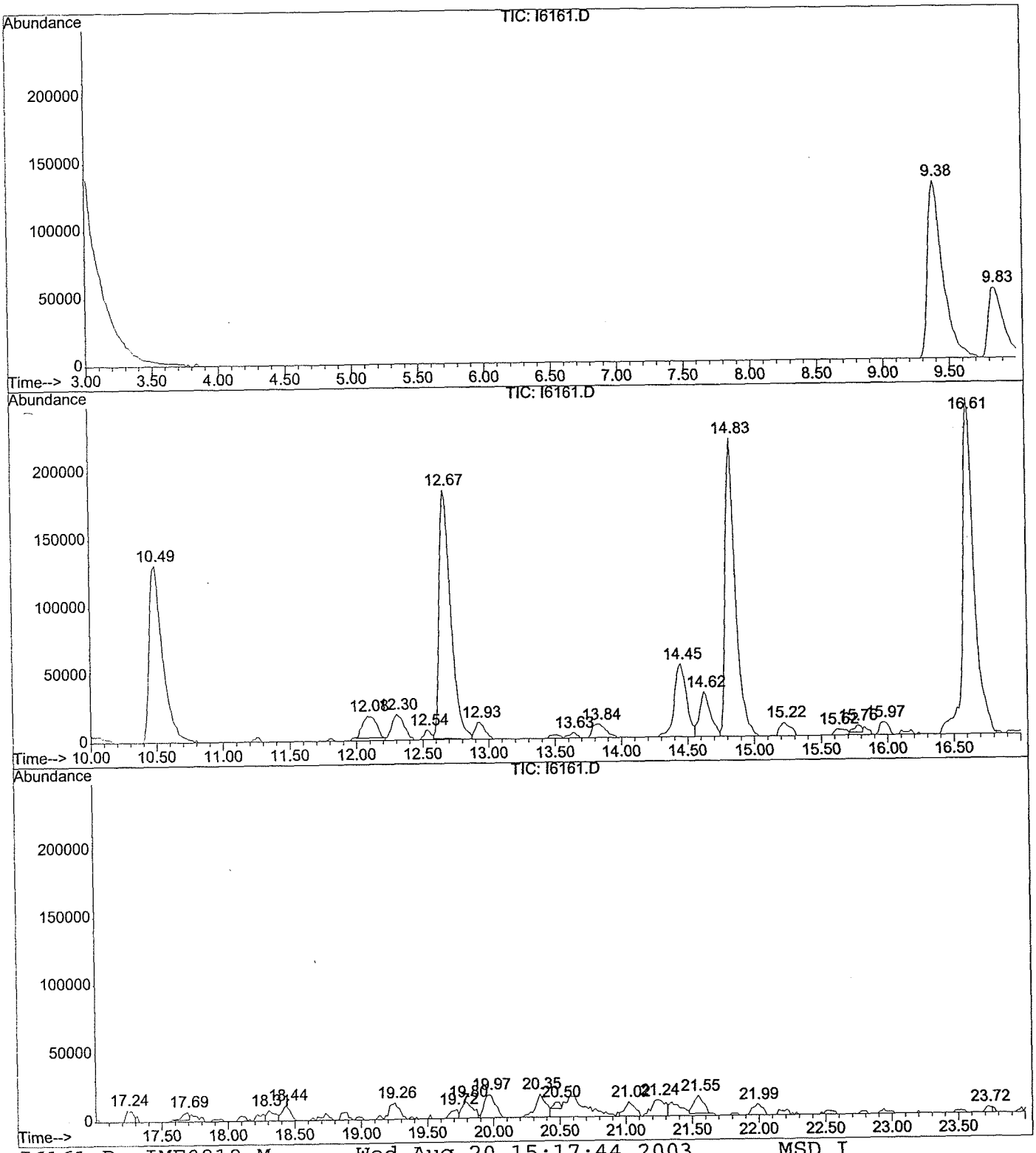

I6161.D IME0818.M Wed Aug 20 15:17:44 2003 MSD_I

0101

Library Search Compound Report

Data File : C:\HPCHEM\1\DATA\08-19-03\I6161.D Vial: 11
Acq On : 19 Aug 2003 18:28 Operator: DPEI
Sample : AISB-1A/7.5-8,07190-001,S,0.05g Inst : 5970 - In
Misc : WHITMAN/DEXTER_CHE,08/14/03,08/18/03 Multiplr: 1.00
MS Integration Params: LSCINT.P

Quant Method : C:\HPCHEM\1\METHODS\IME0818.M (RTE Integrator)
Title : VOLATILE ORGANICS BY EPA METHOD 8260B
Library : C:\DATABASE\NIST98.L

****

Peak Number 1 Unknown Concentration Rank 4

R.T.	EstConc	Area	Relative to ISTD	R.T.
12.08	6.12 UG	114121	1,4-Difluorobenzene	10.49

Hit# of 5	Tentative ID	MW	MolForm	CAS#	Qual
1	Furan, 2,5-dihydro-	70	C4H6O	001708-29-8	9
2	Furan, 2,5-dihydro-	70	C4H6O	001708-29-8	9
3	Furan, 2,5-dihydro-	70	C4H6O	001708-29-8	9
4	Vinyl Ether	70	C4H6O	000109-93-3	7

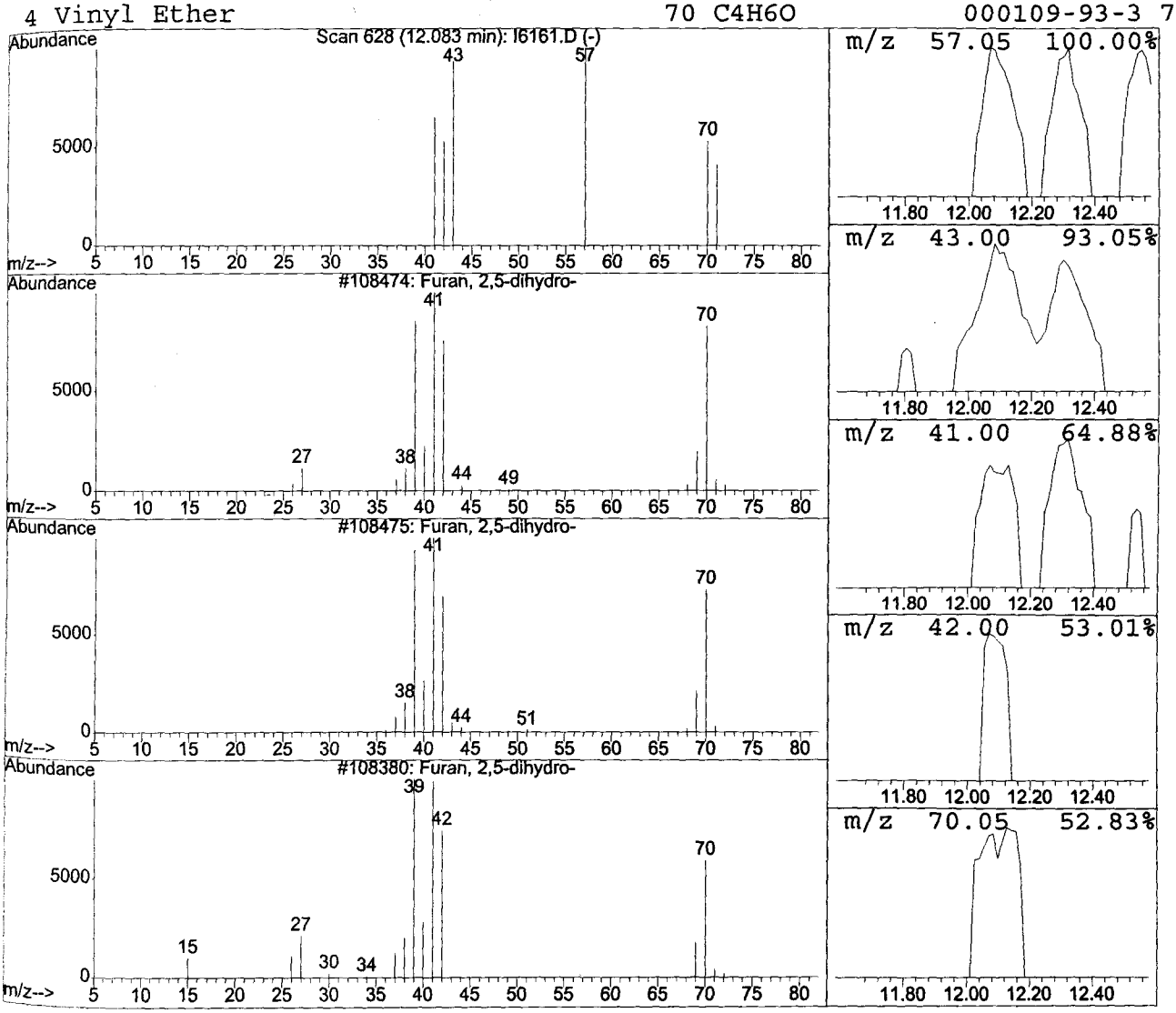

0102

Library Search Compound Report

Data File : C:\HPCHEM\1\DATA\08-19-03\I6161.D Vial: 11
Acq On : 19 Aug 2003 18:28 Operator: DPEI
Sample : AISB-1A/7.5-8,07190-001,S,0.05g Inst : 5970 - In
Misc : WHITMAN/DEXTER_CHE,08/14/03,08/18/03 Multiplr: 1.00
MS Integration Params: LSCINT.P

Quant Method : C:\HPCHEM\1\METHODS\IME0818.M (RTE Integrator)
Title : VOLATILE ORGANICS BY EPA METHOD 8260B
Library : C:\DATABASE\NIST98.L

****

Peak Number 2 Unknown alkane Concentration Rank 3

R.T.	EstConc	Area	Relative to ISTD	R.T.
12.30	6.60 UG	122957	1,4-Difluorobenzene	10.49

Hit# of 5	Tentative ID	MW	MolForm	CAS#	Qual
1	Heptane, 3-methyl-	114	C8H18	000589-81-1	64
2	Butane, 2,2,3-trimethyl-	100	C7H16	000464-06-2	9
3	3-Buten-2-one, 3-methyl-	84	C5H8O	000814-78-8	7
4	3-Buten-2-one, 3-methyl-	84	C5H8O	000814-78-8	7

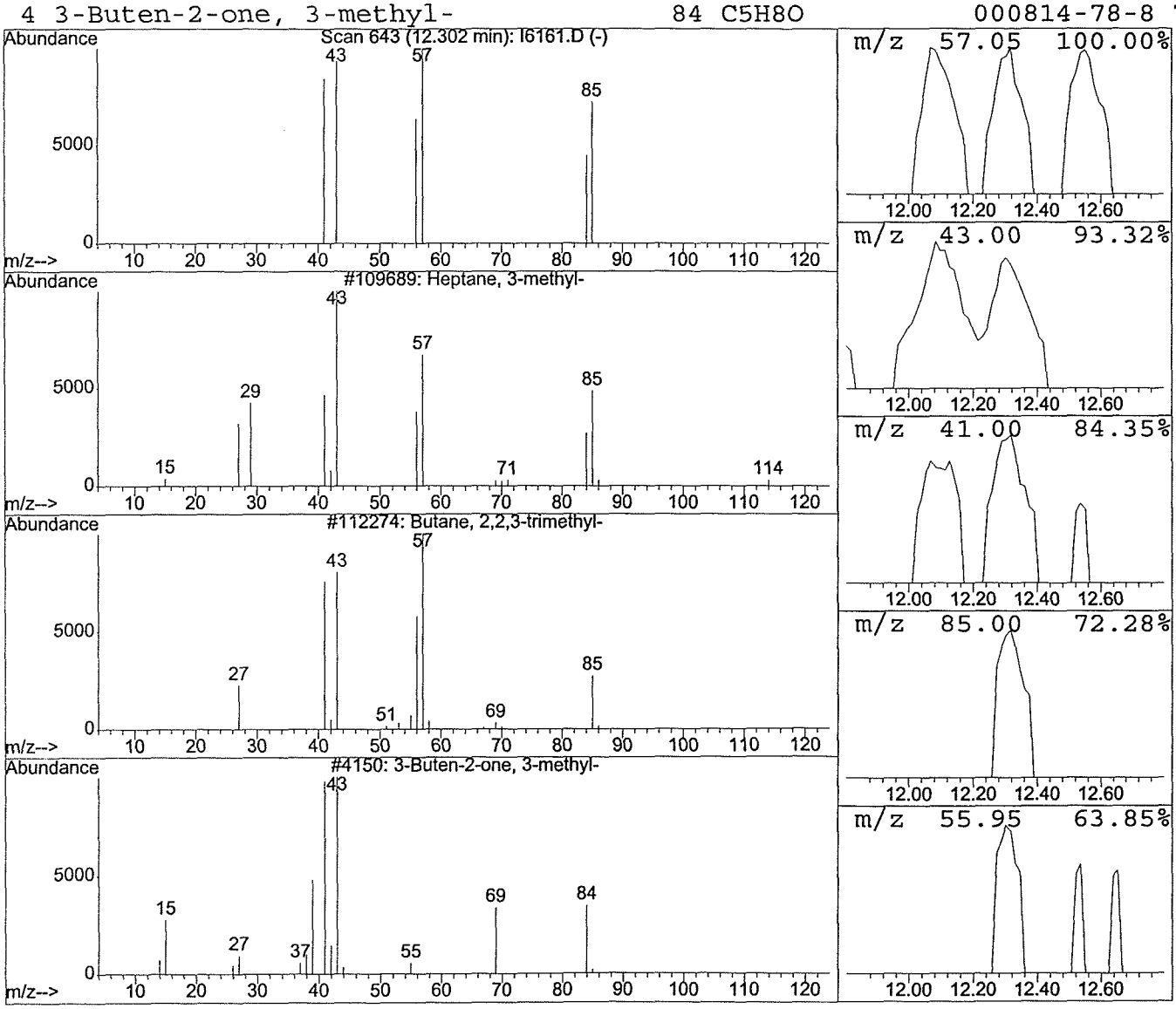

0103

Library Search Compound Report

Data File : C:\HPCHEM\1\DATA\08-19-03\I6161.D Vial: 11
Acq On : 19 Aug 2003 18:28 Operator: DPEI
Sample : AISB-1A/7.5-8,07190-001,S,0.05g Inst : 5970 - In
Misc : WHITMAN/DEXTER_CHE,08/14/03,08/18/03 Multiplr: 1.00
MS Integration Params: LSCINT.P

Quant Method : C:\HPCHEM\1\METHODS\IME0818.M (RTE Integrator)
Title : VOLATILE ORGANICS BY EPA METHOD 8260B
Library : C:\DATABASE\NIST98.L

****

Peak Number 3 Unknown alkane Concentration Rank 1

R.T.	EstConc	Area	Relative to ISTD	R.T.
14.45	15.23 UG	347464	Chlorobenzene-d5	14.83

Hit# of 5	Tentative ID	MW	MolForm	CAS#	Qual
1	Octane, 4-methyl-	128	C9H20	002216-34-4	45
2	Hexane, 2,3,4-trimethyl-	128	C9H20	000921-47-1	45
3	Heptane, 2,4-dimethyl-	128	C9H20	002213-23-2	42
4	Heptane, 2,4-dimethyl-	128	C9H20	002213-23-2	42

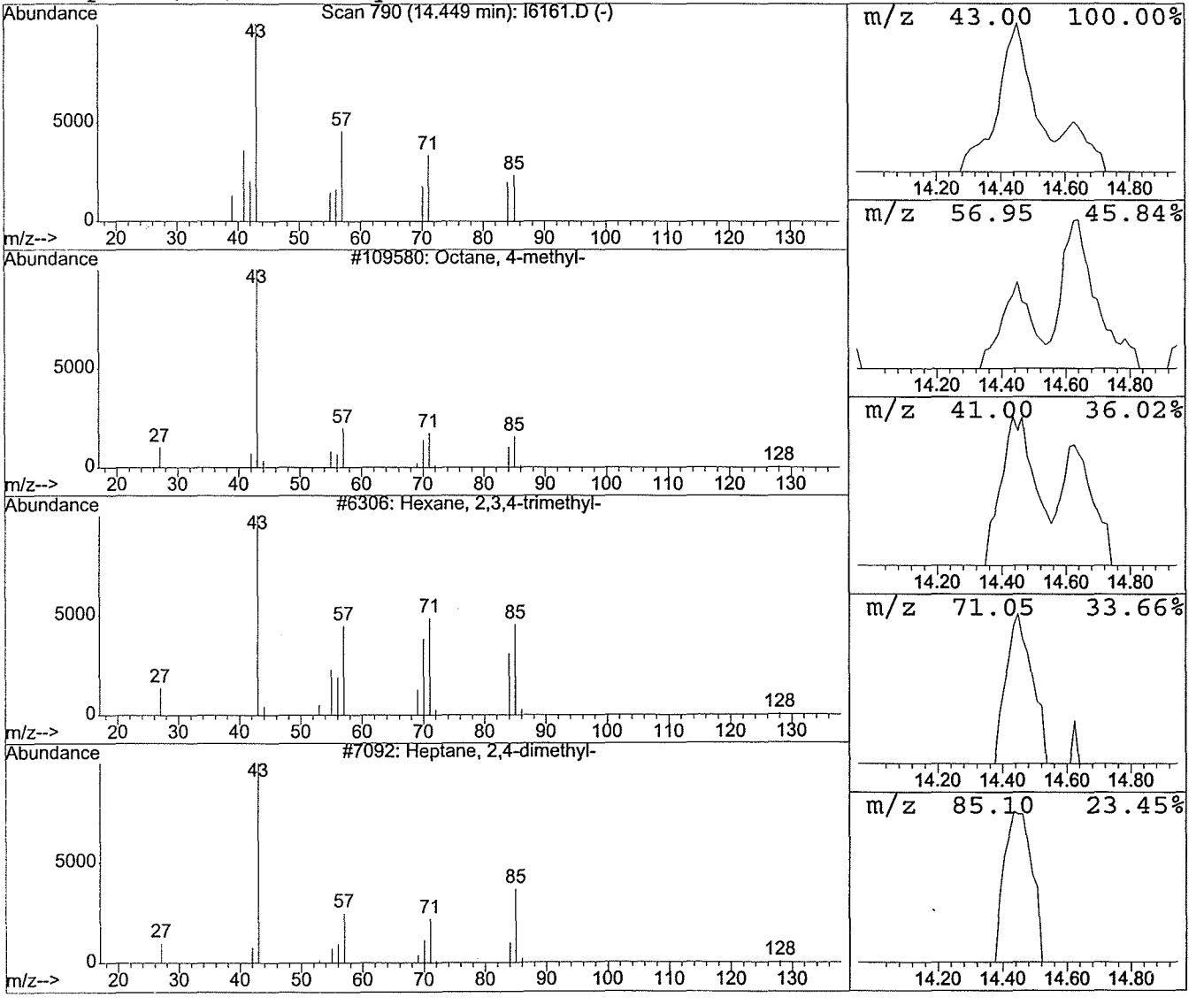

0104

Library Search Compound Report

Data File : C:\HPCHEM\1\DATA\08-19-03\I6161.D Vial: 11
Acq On : 19 Aug 2003 18:28 Operator: DPEI
Sample : AISB-1A/7.5-8,07190-001,S,0.05g Inst : 5970 - In
Misc : WHITMAN/DEXTER_CHE,08/14/03,08/18/03 Multiplr: 1.00
MS Integration Params: LSCINT.P

Quant Method : C:\HPCHEM\1\METHODS\IME0818.M (RTE Integrator)
Title : VOLATILE ORGANICS BY EPA METHOD 8260B
Library : C:\DATABASE\NIST98.L

****

peak Number 4 Unknown alkane Concentration Rank 2

R.T.	EstConc	Area	Relative to ISTD	R.T.
14.62	8.22 UG	187570	Chlorobenzene-d5	14.83

Hit# of 5	Tentative ID	MW	MolForm	CAS#	Qual
1	Hexane, 2,2,5,5-tetramethyl-	142	C10H22	001071-81-4	9
2	Methane, isocyanato-	57	C2H3NO	000624-83-9	4
3	2-Propen-1-amine	57	C3H7N	000107-11-9	4
4	Methane, isocyanato-	57	C2H3NO	000624-83-9	4

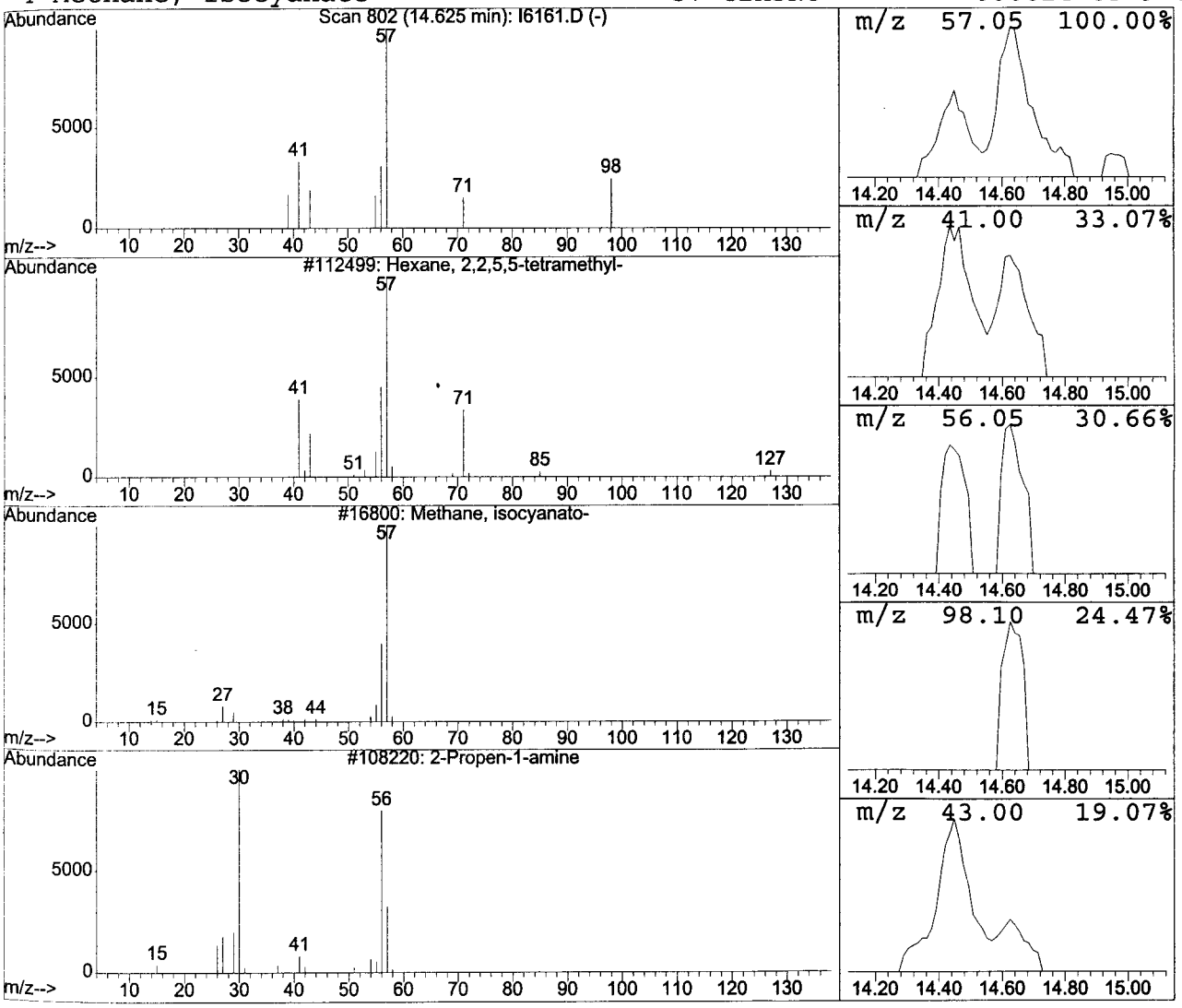

Quantitation Report (QT/LSC Reviewed)

Data File : C:\HPCHEM\1\DATA\08-19-03\I6162.D Vial: 12
Acq On : 19 Aug 2003 18:58 Operator: DPEI
Sample : AISB-1B/10.5-11,07190-002,S,0.05g Inst : 5970 - In
Misc : WHITMAN/DEXTER_CHE,08/14/03,08/18/03 Multiplr: 1.00
MS Integration Params: rteint.p
Quant Time: Sep 2 15:00 2003 Quant Results File: IME0818.RES

Quant Method : C:\HPCHEM\1\METHODS\IME0818.M (RTE Integrator)
Title : VOLATILE ORGANICS BY EPA METHOD 8260B
Last Update : Mon Aug 18 14:16:59 2003
Response via : Initial Calibration
DataAcq Meth : VOAI

Internal Standards	R.T.	QIon	Response	Conc	Units		Dev(Min)
1) Pentafluorobenzene	9.13	168	411697m	50.00	UG		-0.25
31) 1,4-Difluorobenzene	10.14	114	401439m	50.00	UG		-0.31
50) Chlorobenzene-d5	14.65	117	396542	50.00	UG		-0.14
System Monitoring Compounds							
30) 1,2-Dichloroethane-d4	9.54	65	142589m	39.73	UG		-0.27
Spiked Amount 50.000	Range 36 - 115		Recovery = 79.46%				
41) Toluene-d8	12.37	98	425410	58.24	UG		-0.27
Spiked Amount 50.000	Range 35 - 117		Recovery = 116.48%				
59) Bromofluorobenzene	16.52	95	280453	48.57	UG		-0.05
Spiked Amount 50.000	Range 47 - 115		Recovery = 97.14%				
Target Compounds							Qvalue
53) Ethylbenzene	14.86	91	102837	11.68	UG		99
54) m,p-Xylene	15.05	106	211771	62.79	UG		87
55) o-Xylene	15.68	106	85341	25.84	UG		87
70) 1,3-Dichlorobenzene	18.16	146	11269	2.72	UG	#	79
72) 1,4-Dichlorobenzene	18.26	146	73095	14.91	UG	#	84
74) 1,2-Dichlorobenzene	18.78	146	87065m	17.76	UG		
76) 1,2,4-Trichlorobenzene	21.09	180	412744m	197.27	UG		
78) Naphthalene	21.51	128	141600	45.46	UG	#	97

(#) = qualifier out of range (m) = manual integration

0106

Quantitation Report

Data File : C:\HPCHEM\1\DATA\08-19-03\I6162.D Vial: 12
Acq On : 19 Aug 2003 18:58 Operator: DPEI
Sample : AISB-1B/10.5-11,07190-002,S,0.05g Inst : 5970 - In
Misc : WHITMAN/DEXTER_CHE,08/14/03,08/18/03 Multiplr: 1.00
MS Integration Params: rteint.p
Quant Time: Sep 2 15:00 2003 Quant Results File: IME0818.RES

Method : C:\HPCHEM\1\METHODS\IME0818.M (RTE Integrator)
Title : VOLATILE ORGANICS BY EPA METHOD 8260B
Last Update : Tue Aug 26 13:47:51 2003
Response via : Initial Calibration

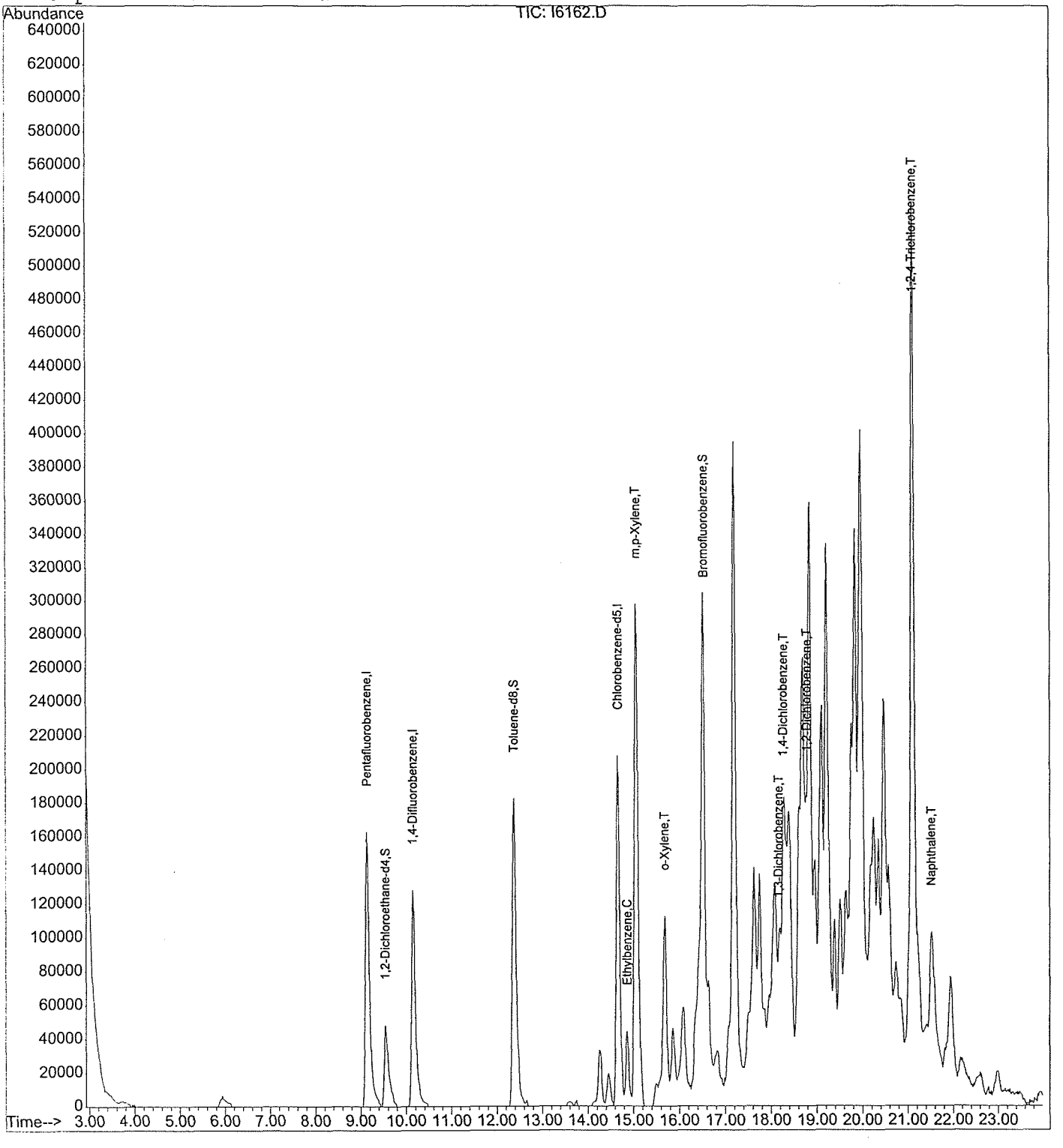

0107

LSC Area Percent Report

Data File : C:\HPCHEM\1\DATA\08-19-03\I6162.D Vial: 12
Acq On : 19 Aug 2003 18:58 Operator: DPEI
Sample : AISB-1B/10.5-11,07190-002,S,0.05g Inst : 5970 - In
Misc : WHITMAN/DEXTER_CHE,08/14/03,08/18/03 Multiplr: 1.00
MS Integration Params: LSCINT.P

Method : C:\HPCHEM\1\METHODS\IME0818.M (RTE Integrator)
Title : VOLATILE ORGANICS BY EPA METHOD 8260B
Smoothing : OFF Filtering: 9
Sampling : 1 Min Area: 3 % of largest Peak
Start Thrs: 0.5 Max Peaks: 100
Stop Thrs : 0.5 Peak Location: TOP

If leading or trailing edge < 50 prefer < Baseline drop else tangent >
Peak separation: 5

Signal : TIC

peak #	R.T. min	first scan	max scan	last scan	PK TY	peak height	corr. area	corr. % max.	% of total
1	5.933	201	207	216	rBV	6703	49952	1.67%	0.181%
2	9.132	420	426	448	rBB	163097	1013054	33.90%	3.674%
3	9.541	449	454	471	rBB2	48399	330655	11.07%	1.199%
4	10.140	489	495	518	rBB	128207	757707	25.36%	2.748%
5	12.375	641	648	664	rBV	183030	1108436	37.09%	4.020%
6	14.244	770	776	785	rVV2	33414	185947	6.22%	0.674%
7	14.449	785	790	798	rVB2	19429	106605	3.57%	0.387%
8	14.653	798	804	813	rBV	207985	1103274	36.92%	4.001%
9	14.858	813	818	824	rVV2	44395	213135	7.13%	0.773%
10	15.048	824	831	843	rVB2	298273	1748075	58.50%	6.340%
11	15.486	856	861	864	rBV3	13459	66216	2.22%	0.240%
12	15.676	864	874	881	rVV	104869	556682	18.63%	2.019%
13	15.852	881	886	892	rBV2	32079	143078	4.79%	0.519%
14	16.085	894	902	909	rVB4	45608	286164	9.58%	1.038%
15	16.509	913	931	938	rBV3	295460	2165606	72.47%	7.854%
16	16.802	947	951	958	rVB4	17011	95754	3.20%	0.347%
17	17.065	964	969	970	rBV	33538	110719	3.71%	0.402%
18	17.182	971	977	992	rVB	372628	1989051	66.56%	7.214%
19	17.504	992	999	1000	rBV4	32834	134774	4.51%	0.489%
20	17.621	1000	1007	1012	rVV3	89954	490861	16.43%	1.780%
21	17.738	1012	1015	1020	rVB	80825	299490	10.02%	1.086%
22	17.957	1026	1030	1031	rBV3	20059	68837	2.30%	0.250%
23	18.074	1032	1038	1043	rBV5	64256	350147	11.72%	1.270%
24	18.191	1043	1046	1047	rBV3	20549	58895	1.97%	0.214%
25	18.279	1048	1052	1056	rBV4	79912	405097	13.56%	1.469%
26	18.615	1068	1075	1076	rBV2	137094	575575	19.26%	2.087%
27	18.688	1076	1080	1084	rVV3	189250	989261	33.11%	3.588%
28	18.835	1086	1090	1095	rVB	239407	1062494	35.56%	3.853%
29	19.098	1101	1108	1111	rBV	141746	700084	23.43%	2.539%
30	19.201	1111	1115	1124	rVB2	266466	1350327	45.19%	4.897%
31	19.376	1124	1127	1131	rVB3	53840	174072	5.83%	0.631%

32	19.508	1131	1136	1140	rBV3	65639	312577	10.46%	1.134%
33	19.639	1140	1145	1149	rBV3	49971	271007	9.07%	0.983%
34	19.742	1149	1152	1154	rBV	115492	376681	12.61%	1.366%
35	19.830	1154	1158	1161	rVV	214299	899865	30.11%	3.264%
36	19.947	1161	1166	1177	rVB2	316163	1844237	61.72%	6.689%
37	20.181	1177	1182	1183	rBV3	57038	205708	6.88%	0.746%
38	20.342	1190	1193	1196	rVB4	45574	118486	3.97%	0.430%
39	20.459	1197	1201	1207	rBV4	127671	585859	19.61%	2.125%
40	21.088	1235	1244	1261	rBV2	497080	2988166	100.00%	10.837%
41	21.512	1268	1273	1290	rVB3	80724	676874	22.65%	2.455%
42	21.805	1290	1293	1294	rVV2	14082	38211	1.28%	0.139%
43	21.936	1297	1302	1312	rVB6	59963	387157	12.96%	1.404%
44	22.156	1313	1317	1325	rVB4	10947	70113	2.35%	0.254%
45	22.989	1365	1374	1381	rBV3	14663	107610	3.60%	0.390%

Sum of corrected areas: 27572575

I6162.D IME0818.M Wed Aug 20 15:23:17 2003 MSD_I

LSC Report - Integrated Chromatogram

File : C:\HPCHEM\1\DATA\08-19-03\I6162.D
Operator : DPEI
Acquired : 19 Aug 2003 18:58 using AcqMethod VOAI
Instrument : 5970 - In
Sample Name: AISB-1B/10.5-11,07190-002,S,0.05g
Misc Info : WHITMAN/DEXTER_CHE,08/14/03,08/18/03
Vial Number: 12
Quant File :IME0818.RES (RTE Integrator)

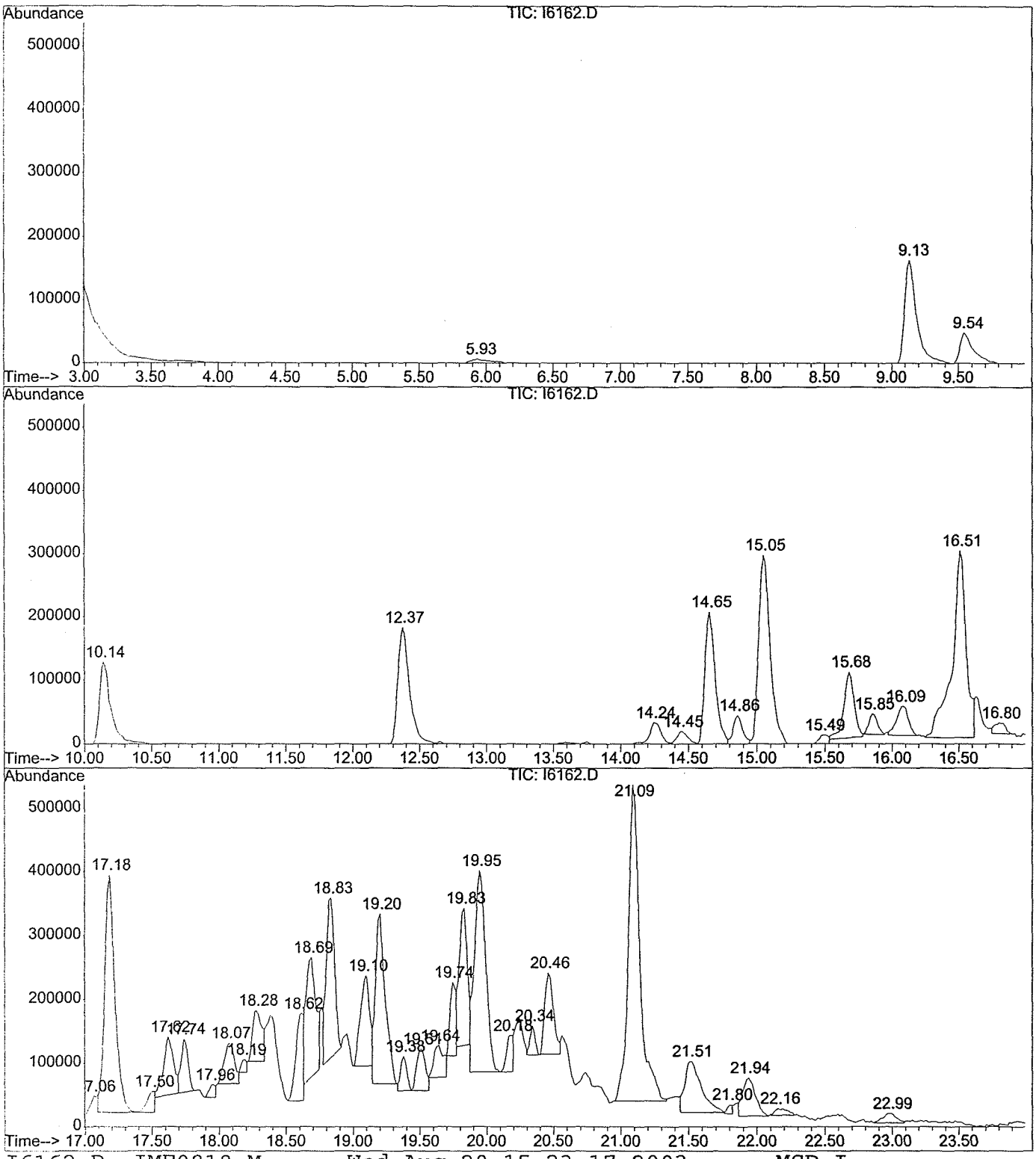

I6162.D IME0818.M Wed Aug 20 15:23:17 2003 MSD_I

Library Search Compound Report

Data File : C:\HPCHEM\1\DATA\08-19-03\I6162.D Vial: 12
Acq On : 19 Aug 2003 18:58 Operator: DPEI
Sample : AISB-1B/10.5-11,07190-002,S,0.05g Inst : 5970 - In
Misc : WHITMAN/DEXTER_CHE,08/14/03,08/18/03 Multiplr: 1.00
MS Integration Params: LSCINT.P

Quant Method : C:\HPCHEM\1\METHODS\IME0818.M (RTE Integrator)
Title : VOLATILE ORGANICS BY EPA METHOD 8260B
Library : C:\DATABASE\NIST98.L

****

Peak Number 1 Unknown alkane Concentration Rank 1

R.T.	EstConc	Area	Relative to ISTD	R.T.
17.18	90.14 UG	1989050	Chlorobenzene-d5	14.65

Hit# of 5	Tentative ID	MW	MolForm	CAS#	Qual
1	Decane	142	C10H22	000124-18-5	95
2	Decane	142	C10H22	000124-18-5	95
3	Decane	142	C10H22	000124-18-5	91
4	Tetradecane	198	C14H30	000629-59-4	72

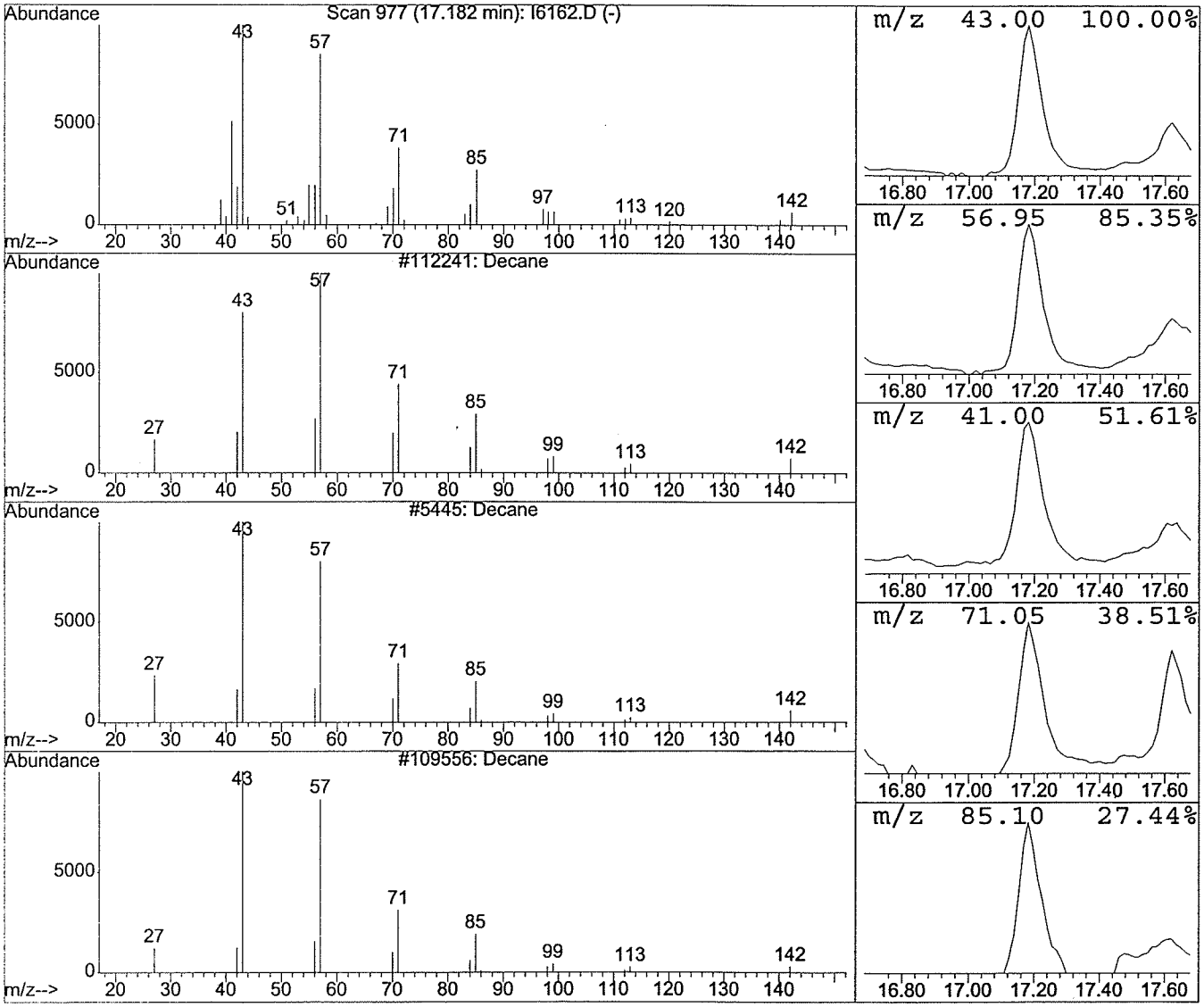

0111

Library Search Compound Report

Data File : C:\HPCHEM\1\DATA\08-19-03\I6162.D Vial: 12
Acq On : 19 Aug 2003 18:58 Operator: DPEI
Sample : AISB-1B/10.5-11,07190-002,S,0.05g Inst : 5970 - In
Misc : WHITMAN/DEXTER_CHE,08/14/03,08/18/03 Multiplr: 1.00
MS Integration Params: LSCINT.P

Quant Method : C:\HPCHEM\1\METHODS\IME0818.M (RTE Integrator)
Title : VOLATILE ORGANICS BY EPA METHOD 8260B
Library : C:\DATABASE\NIST98.L

****

Peak Number 2 Unknown alkane Concentration Rank 10

R.T.	EstConc	Area	Relative to ISTD	R.T.
17.62	22.25 UG	490861	Chlorobenzene-d5	14.65

Hit# of 5	Tentative ID	MW	MolForm	CAS#	Qual
1	Octane, 3,3-dimethyl-	142	C10H22	004110-44-5	80
2	Decane, 4-methyl-	156	C11H24	002847-72-5	78
3	Decane, 4-methyl-	156	C11H24	002847-72-5	78
4	Nonane, 2,6-dimethyl-	156	C11H24	017302-28-2	78

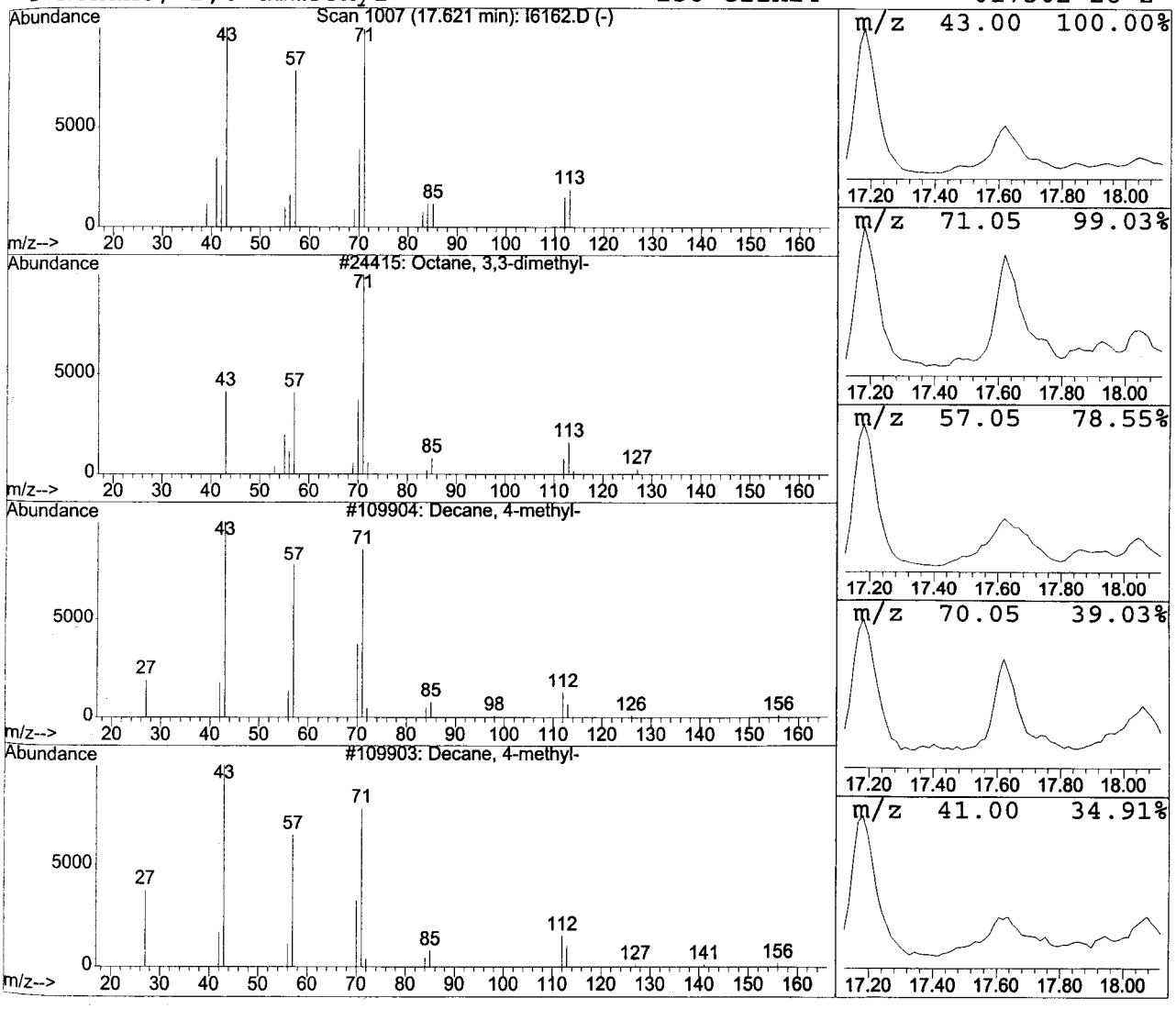

0112

Library Search Compound Report

Data File : C:\HPCHEM\1\DATA\08-19-03\I6162.D Vial: 12
Acq On : 19 Aug 2003 18:58 Operator: DPEI
Sample : AISB-1B/10.5-11,07190-002,S,0.05g Inst : 5970 - In
Misc : WHITMAN/DEXTER_CHE,08/14/03,08/18/03 Multiplr: 1.00
MS Integration Params: LSCINT.P

Quant Method : C:\HPCHEM\1\METHODS\IME0818.M (RTE Integrator)
Title : VOLATILE ORGANICS BY EPA METHOD 8260B
Library : C:\DATABASE\NIST98.L

****

Peak Number 3 Substituted benzene Concentration Rank 9

R.T.	EstConc	Area	Relative to ISTD	R.T.
18.62	26.08 UG	575575	Chlorobenzene-d5	14.65

Hit# of 5	Tentative ID	MW	MolForm	CAS#	Qual
1	Benzene, (1-methylpropyl)-	134	C10H14	000135-98-8	64
2	Benzene, 1-methyl-3-propyl-	134	C10H14	001074-43-7	64
3	Benzene, 1-methyl-3-propyl-	134	C10H14	001074-43-7	64
4	Benzene, 1-methyl-3-propyl-	134	C10H14	001074-43-7	64

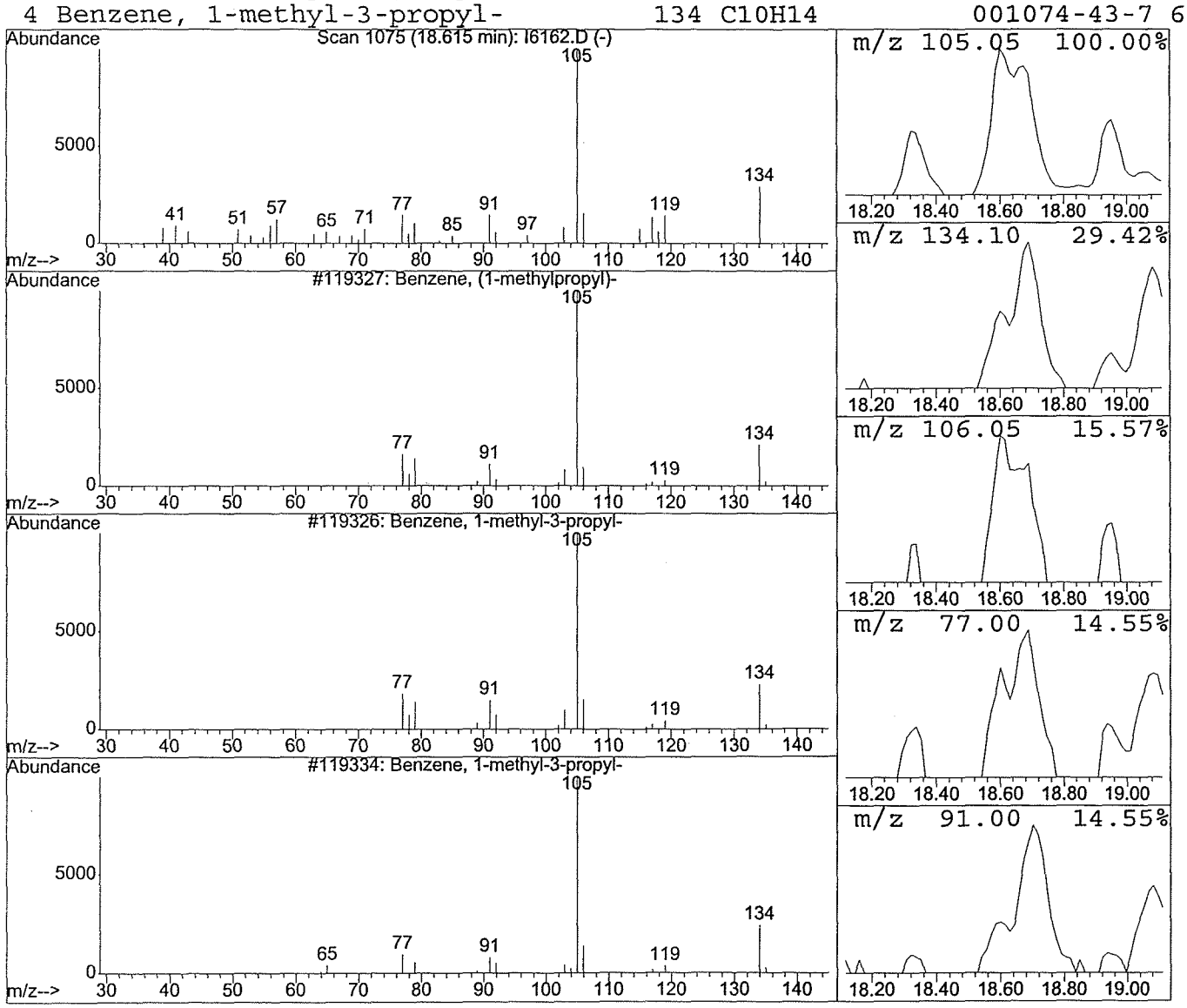

0113

Library Search Compound Report

Data File : C:\HPCHEM\1\DATA\08-19-03\I6162.D Vial: 12
Acq On : 19 Aug 2003 18:58 Operator: DPEI
Sample : AISB-1B/10.5-11,07190-002,S,0.05g Inst : 5970 - In
Misc : WHITMAN/DEXTER_CHE,08/14/03,08/18/03 Multiplr: 1.00
MS Integration Params: LSCINT.P

Quant Method : C:\HPCHEM\1\METHODS\IME0818.M (RTE Integrator)
Title : VOLATILE ORGANICS BY EPA METHOD 8260B
Library : C:\DATABASE\NIST98.L

****

Peak Number 4 Substituted benzene Concentration Rank 5

R.T.	EstConc	Area	Relative to ISTD	R.T.
18.69	44.83 UG	989261	Chlorobenzene-d5	14.65

Hit# of 5	Tentative ID	MW	MolForm	CAS#	Qual
1	Benzene, 2-ethyl-1,4-dimethyl-	134	C10H14	001758-88-9	87
2	Benzene, 2-ethyl-1,4-dimethyl-	134	C10H14	001758-88-9	87
3	Benzene, 1-methyl-3-(1-methylethyl)	134	C10H14	000535-77-3	87
4	Benzene, 1-methyl-4-(1-methylethyl)	134	C10H14	000099-87-6	86

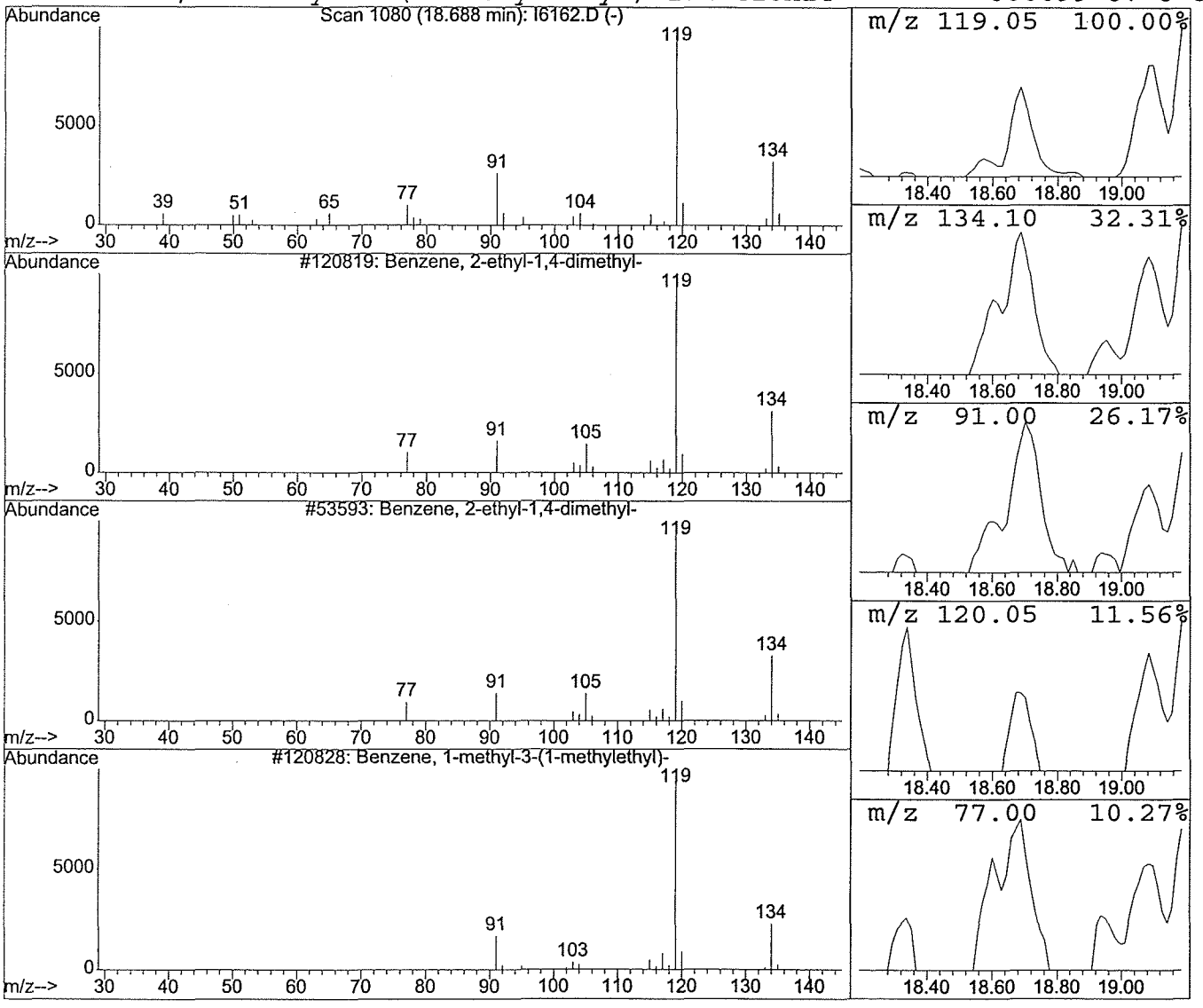

0114

Library Search Compound Report

Data File : C:\HPCHEM\1\DATA\08-19-03\I6162.D Vial: 12
Acq On : 19 Aug 2003 18:58 Operator: DPEI
Sample : AISB-1B/10.5-11,07190-002,S,0.05g Inst : 5970 - In
Misc : WHITMAN/DEXTER_CHE,08/14/03,08/18/03 Multiplr: 1.00
MS Integration Params: LSCINT.P

Quant Method : C:\HPCHEM\1\METHODS\IME0818.M (RTE Integrator)
Title : VOLATILE ORGANICS BY EPA METHOD 8260B
Library : C:\DATABASE\NIST98.L

****

Peak Number 5 Unknown alkane Concentration Rank 4

R.T.	EstConc	Area	Relative to ISTD	R.T.
18.83	48.15 UG	1062490	Chlorobenzene-d5	14.65

Hit# of 5	Tentative ID	MW	MolForm	CAS#	Qual
1	Undecane	156	C11H24	001120-21-4	94
2	Undecane	156	C11H24	001120-21-4	91
3	Undecane	156	C11H24	001120-21-4	90
4	Undecane	156	C11H24	001120-21-4	87

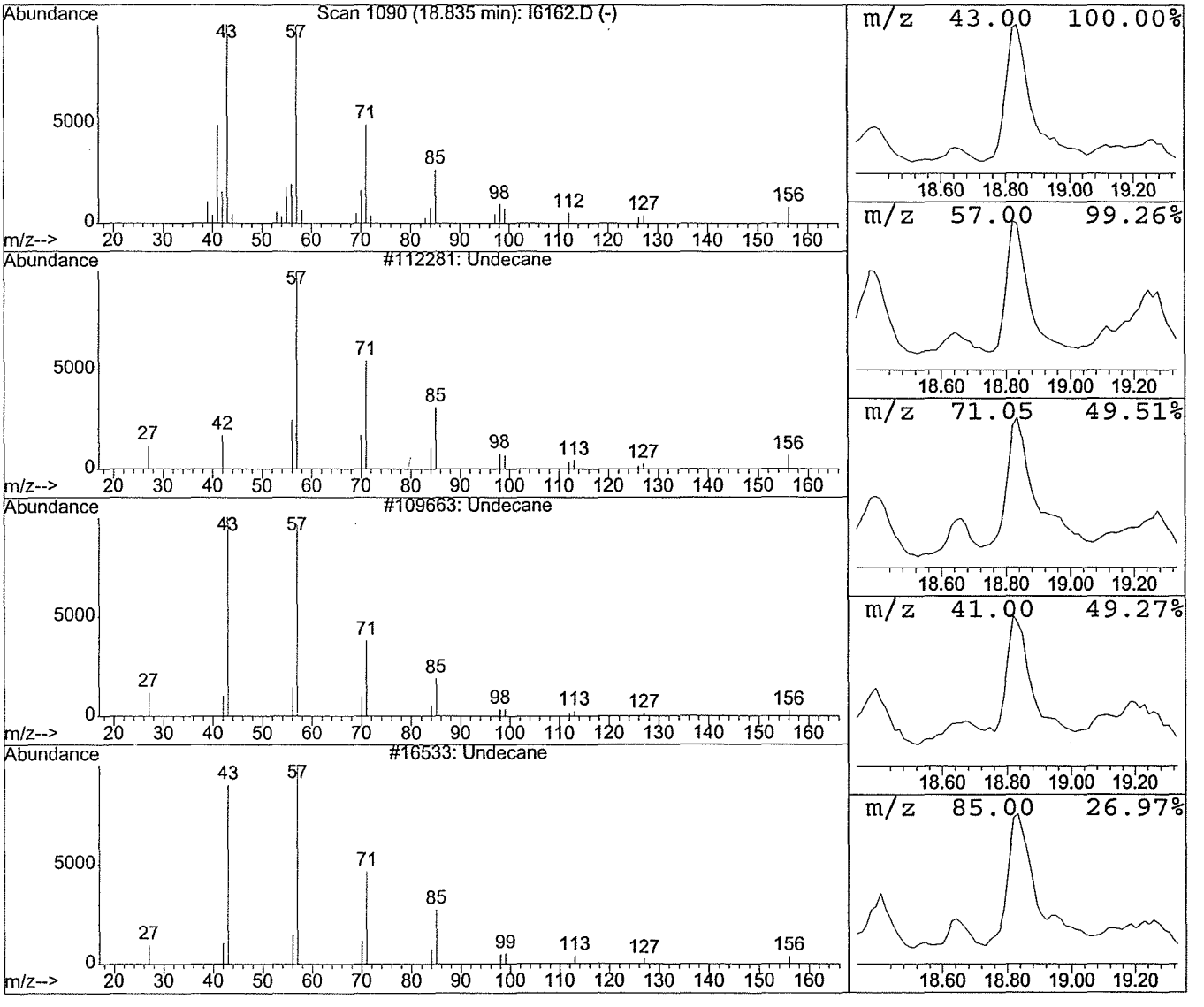

0115

Library Search Compound Report

Data File : C:\HPCHEM\1\DATA\08-19-03\I6162.D Vial: 12
Acq On : 19 Aug 2003 18:58 Operator: DPEI
Sample : AISB-1B/10.5-11,07190-002,S,0.05g Inst : 5970 - In
Misc : WHITMAN/DEXTER_CHE,08/14/03,08/18/03 Multiplr: 1.00
MS Integration Params: LSCINT.P

Quant Method : C:\HPCHEM\1\METHODS\IME0818.M (RTE Integrator)
Title : VOLATILE ORGANICS BY EPA METHOD 8260B
Library : C:\DATABASE\NIST98.L

****

Peak Number 6 Substituted benzene Concentration Rank 7

R.T.	EstConc	Area	Relative to ISTD	R.T.
19.10	31.73 UG	700084	Chlorobenzene-d5	14.65

Hit# of 5	Tentative ID	MW	MolForm	CAS#	Qual
1	Benzene, 1-methyl-3-(1-methylethyl)	134	C10H14	000535-77-3	90
2	Benzene, 1-methyl-2-(1-methylethyl)	134	C10H14	000527-84-4	90
3	Benzene, 2-ethyl-1,4-dimethyl-	134	C10H14	001758-88-9	90
4	Benzene, 1-methyl-4-(1-methylethyl)	134	C10H14	000099-87-6	90

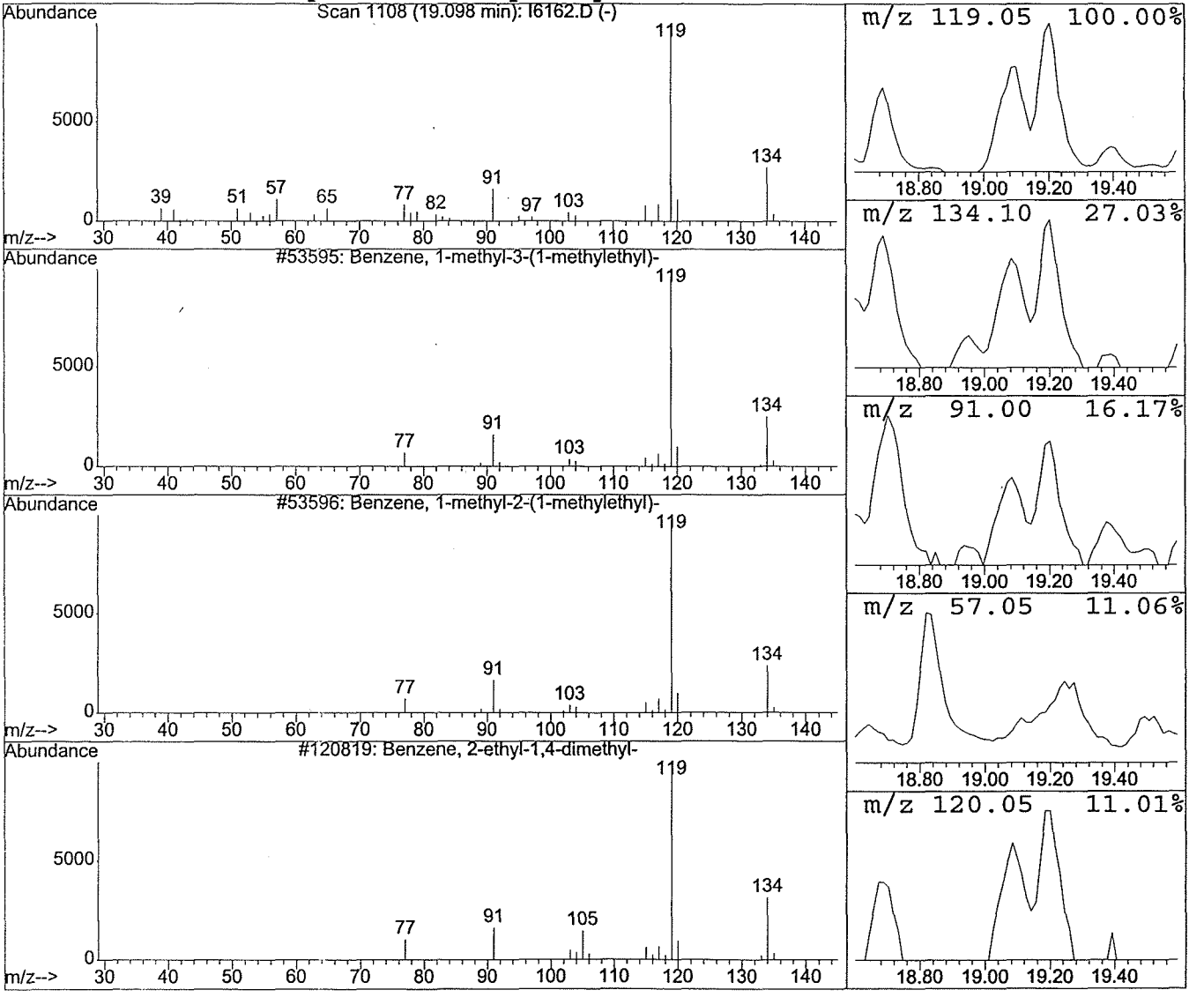

0116

Library Search Compound Report

Data File : C:\HPCHEM\1\DATA\08-19-03\I6162.D Vial: 12
Acq On : 19 Aug 2003 18:58 Operator: DPEI
Sample : AISB-1B/10.5-11,07190-002,S,0.05g Inst : 5970 - In
Misc : WHITMAN/DEXTER_CHE,08/14/03,08/18/03 Multiplr: 1.00
MS Integration Params: LSCINT.P

Quant Method : C:\HPCHEM\1\METHODS\IME0818.M (RTE Integrator)
Title : VOLATILE ORGANICS BY EPA METHOD 8260B
Library : C:\DATABASE\NIST98.L

****

Peak Number 7 Substituted benzene Concentration Rank 3

R.T.	EstConc	Area	Relative to ISTD	R.T.
19.20	61.20 UG	1350330	Chlorobenzene-d5	14.65

Hit# of 5	Tentative ID	MW	MolForm	CAS#	Qual
1	Benzene, 2-ethyl-1,4-dimethyl-	134	C10H14	001758-88-9	95
2	Benzene, 2-ethyl-1,4-dimethyl-	134	C10H14	001758-88-9	95
3	Benzene, 2-ethyl-1,4-dimethyl-	134	C10H14	001758-88-9	94
4	Benzene, 1-ethyl-3,5-dimethyl-	134	C10H14	000934-74-7	94

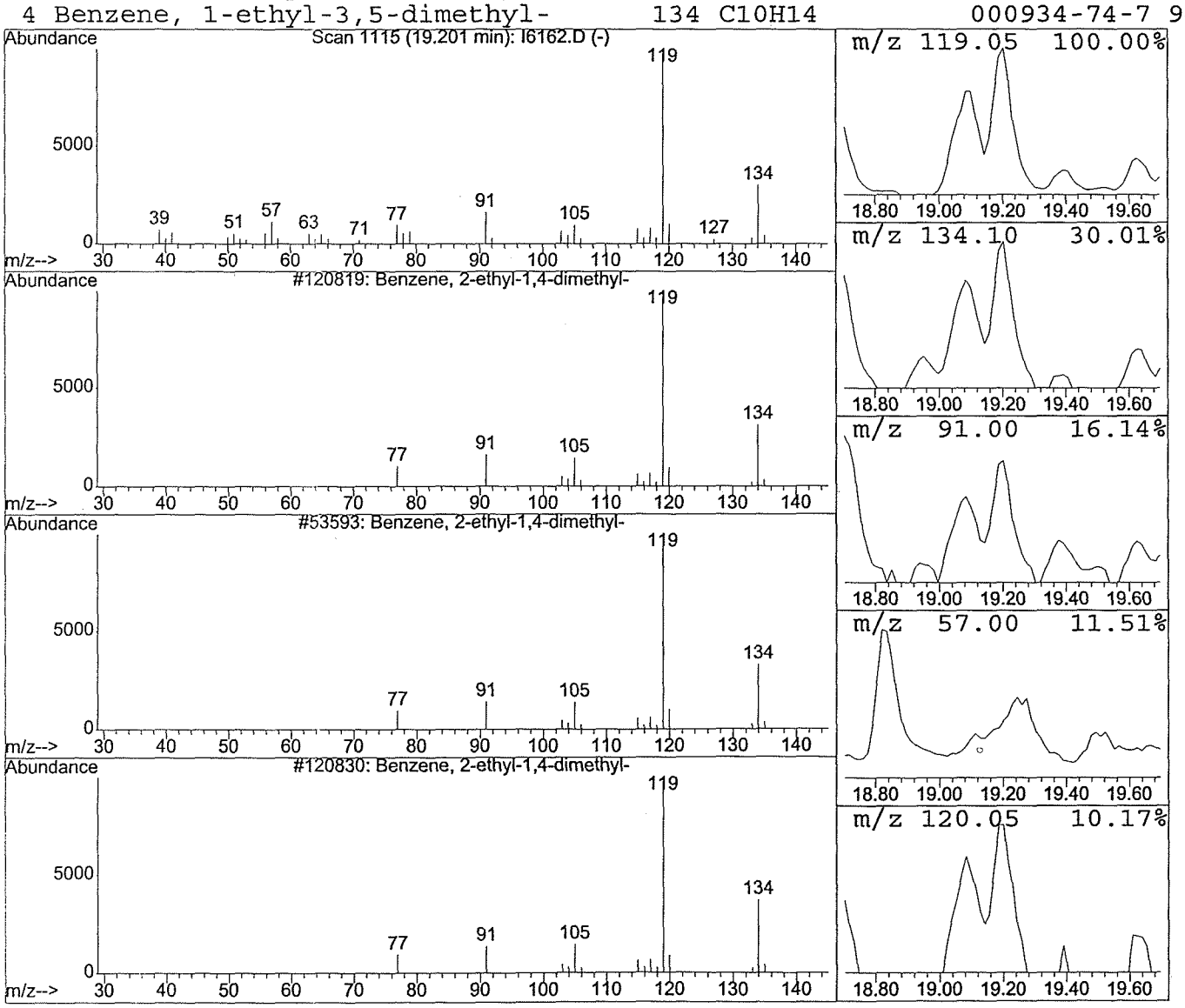

Library Search Compound Report

Data File : C:\HPCHEM\1\DATA\08-19-03\I6162.D Vial: 12
Acq On : 19 Aug 2003 18:58 Operator: DPEI
Sample : AISB-1B/10.5-11,07190-002,S,0.05g Inst : 5970 - In
Misc : WHITMAN/DEXTER_CHE,08/14/03,08/18/03 Multiplr: 1.00
MS Integration Params: LSCINT.P

Quant Method : C:\HPCHEM\1\METHODS\IME0818.M (RTE Integrator)
Title : VOLATILE ORGANICS BY EPA METHOD 8260B
Library : C:\DATABASE\NIST98.L

****

Peak Number 8 Substituted benzene Concentration Rank 6

R.T.	EstConc	Area	Relative to ISTD	R.T.
19.83	40.78 UG	899865	Chlorobenzene-d5	14.65

Hit# of 5	Tentative ID	MW	MolForm	CAS#	Qual
1	Benzene, 1-ethyl-2,3-dimethyl-	134	C10H14	000933-98-2	90
2	Benzene, 4-ethyl-1,2-dimethyl-	134	C10H14	000934-80-5	90
3	Benzene, 1,2,3,4-tetramethyl-	134	C10H14	000488-23-3	87
4	Benzene, 1-ethyl-3,5-dimethyl-	134	C10H14	000934-74-7	87

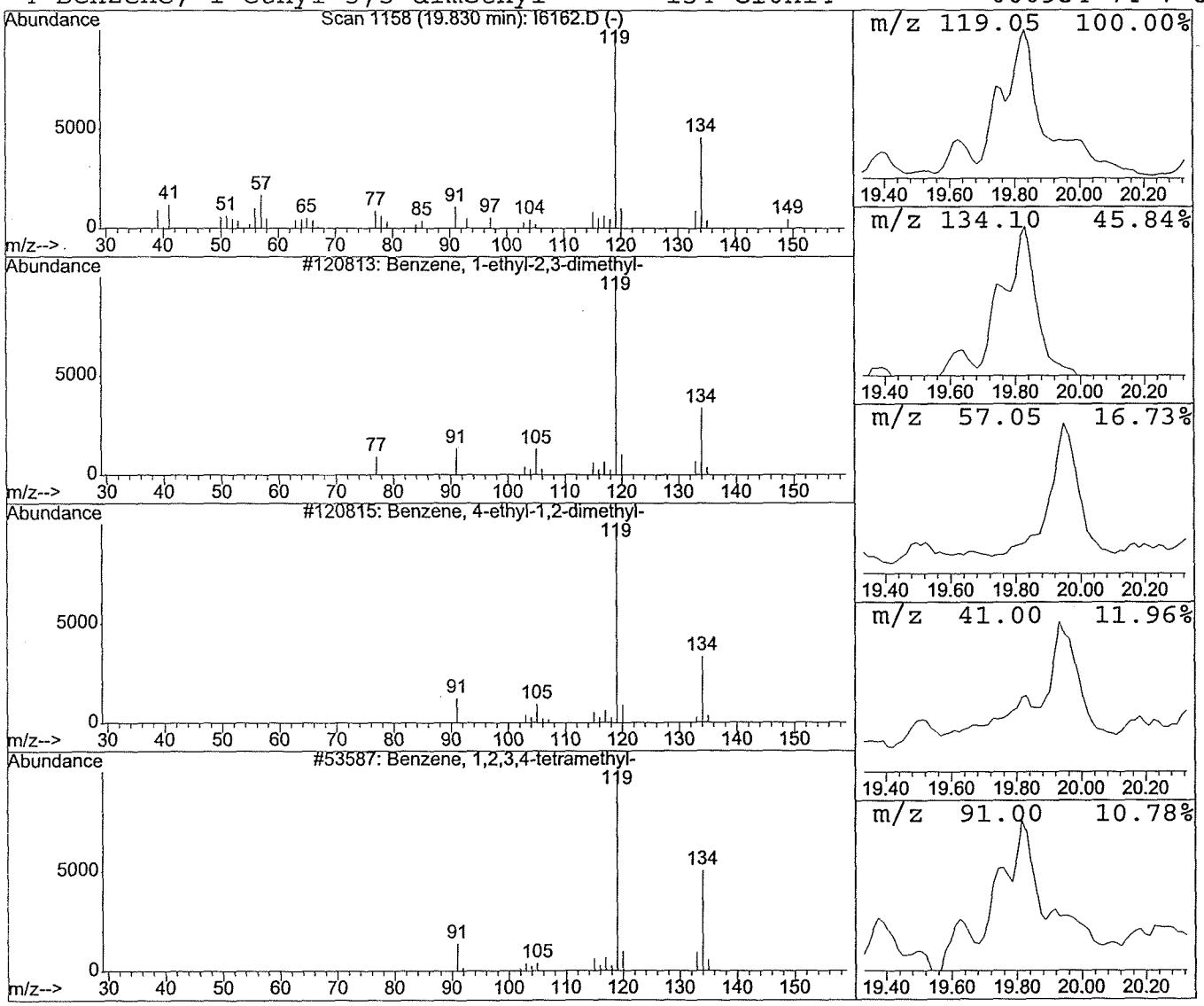

0118

Library Search Compound Report

Data File : C:\HPCHEM\1\DATA\08-19-03\I6162.D Vial: 12
Acq On : 19 Aug 2003 18:58 Operator: DPEI
Sample : AISB-1B/10.5-11,07190-002,S,0.05g Inst : 5970 - In
Misc : WHITMAN/DEXTER_CHE,08/14/03,08/18/03 Multiplr: 1.00
MS Integration Params: LSCINT.P

Quant Method : C:\HPCHEM\1\METHODS\IME0818.M (RTE Integrator)
Title : VOLATILE ORGANICS BY EPA METHOD 8260B
Library : C:\DATABASE\NIST98.L

****

Peak Number 9 Unknown alkane Concentration Rank 2

R.T.	EstConc	Area	Relative to ISTD	R.T.
19.95	83.58 UG	1844240	Chlorobenzene-d5	14.65

Hit# of 5	Tentative ID	MW	MolForm	CAS#	Qual
1	Undecane, 3,6-dimethyl-	184	C13H28	017301-28-9	53
2	Octane, 2,6-dimethyl-	142	C10H22	002051-30-1	53
3	Octane, 3,6-dimethyl-	142	C10H22	015869-94-0	53
4	Octane, 3,6-dimethyl-	142	C10H22	015869-94-0	50

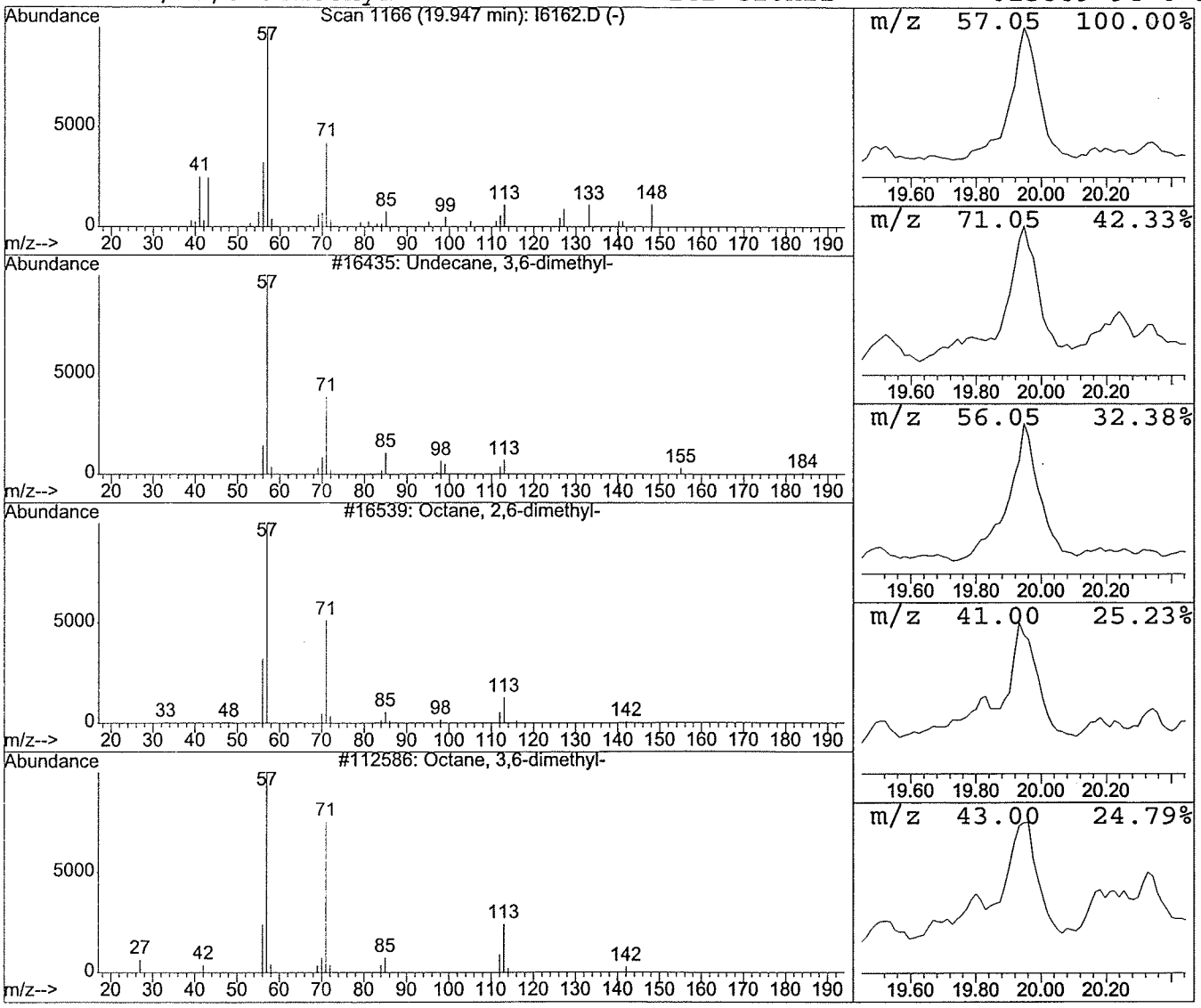

Library Search Compound Report

Data File : C:\HPCHEM\1\DATA\08-19-03\I6162.D Vial: 12
Acq On : 19 Aug 2003 18:58 Operator: DPEI
Sample : AISB-1B/10.5-11,07190-002,S,0.05g Inst : 5970 - In
Misc : WHITMAN/DEXTER_CHE,08/14/03,08/18/03 Multiplr: 1.00
MS Integration Params: LSCINT.P

Quant Method : C:\HPCHEM\1\METHODS\IME0818.M (RTE Integrator)
Title : VOLATILE ORGANICS BY EPA METHOD 8260B
Library : C:\DATABASE\NIST98.L

****

Peak Number 10 Substituted benzene Concentration Rank 8

R.T.	EstConc	Area	Relative to ISTD	R.T.
20.46	26.55 UG	585859	Chlorobenzene-d5	14.65

Hit# of 5	Tentative ID	MW	MolForm	CAS#	Qual
1	Benzene, (1-methyl-1-propenyl)-, (E	132	C10H12	000768-00-3	55
2	3-Phenylbut-1-ene	132	C10H12	000934-10-1	55
3	Benzene, 1-methyl-2-(2-propenyl)-	132	C10H12	001587-04-8	55
4	Benzene, (1-methyl-1-propenyl)-, (Z	132	C10H12	000767-99-7	50

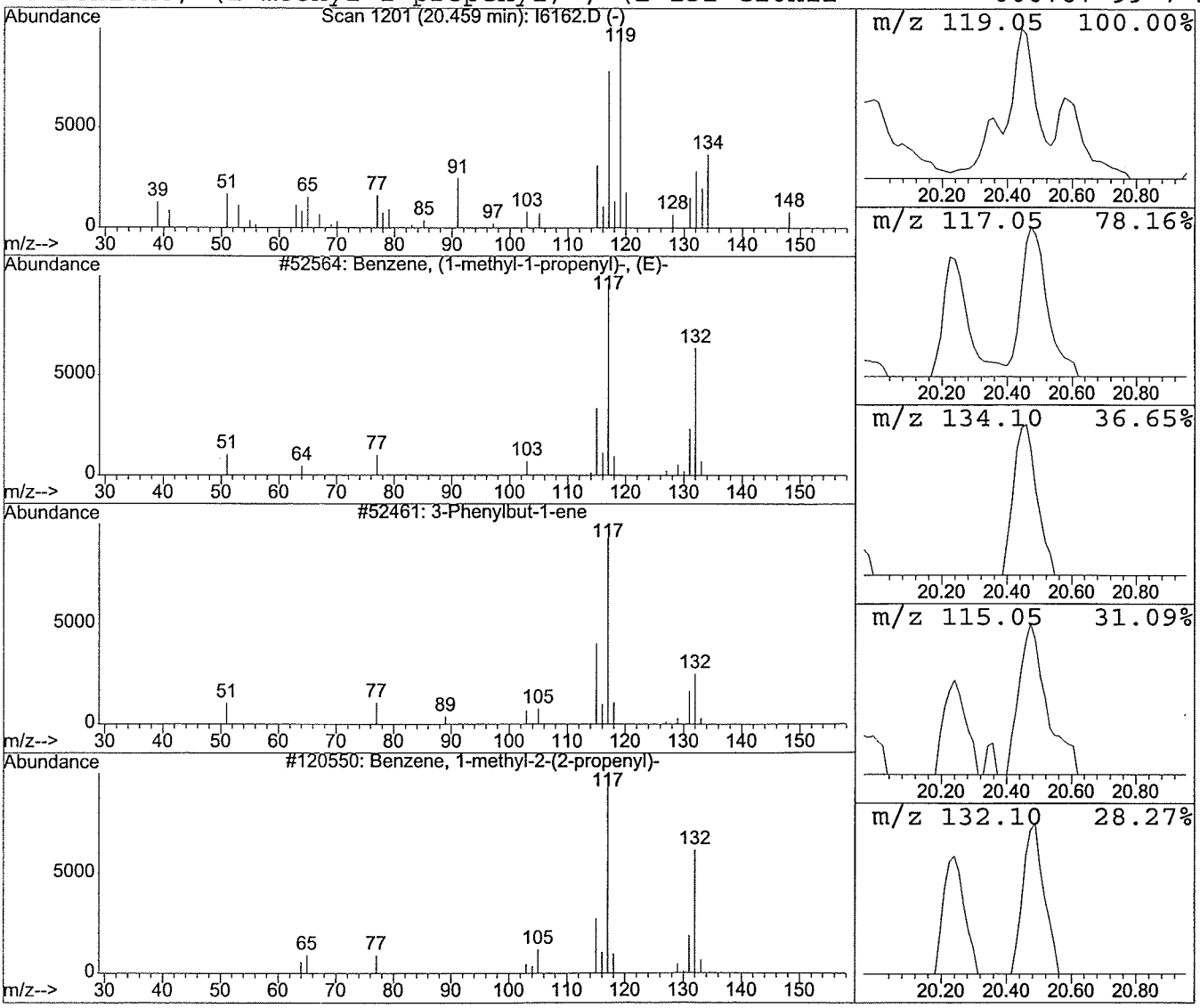

0120

Quantitation Report (QT Reviewed)

Data File : C:\HPCHEM\1\DATA\08-19-03\I6163.D Vial: 13
Acq On : 19 Aug 2003 19:28 Operator: DPEI
Sample : AISB-1C/14.5-15,07190-003,S,0.05g Inst : 5970 - In
Misc : WHITMAN/DEXTER_CHE,08/14/03,08/18/03 Multiplr: 1.00
MS Integration Params: rteint.p
Quant Time: Aug 20 15:24 2003 Quant Results File: IME0818.RES

Quant Method : C:\HPCHEM\1\METHODS\IME0818.M (RTE Integrator)
Title : VOLATILE ORGANICS BY EPA METHOD 8260B
Last Update : Mon Aug 18 14:16:59 2003
Response via : Initial Calibration
DataAcq Meth : VOAI

Internal Standards	R.T.	QIon	Response	Conc	Units		Dev(Min)
1) Pentafluorobenzene	9.16	168	381062	50.00	UG		-0.22
31) 1,4-Difluorobenzene	10.23	114	369072	50.00	UG		-0.22
50) Chlorobenzene-d5	14.71	117	399099	50.00	UG		-0.08
System Monitoring Compounds							
30) 1,2-Dichloroethane-d4	9.60	65	136721	41.15	UG		-0.21
Spiked Amount 50.000	Range 36 - 115		Recovery = 82.30%				
41) Toluene-d8	12.48	98	413918	61.64	UG		-0.17
Spiked Amount 50.000	Range 35 - 117		Recovery = 123.28%#				
59) Bromofluorobenzene	16.55	95	265293	45.65	UG		-0.03
Spiked Amount 50.000	Range 47 - 115		Recovery = 91.30%				
Target Compounds							Qvalue
70) 1,3-Dichlorobenzene	18.19	146	6897m	1.65	UG		
72) 1,4-Dichlorobenzene	18.31	146	19214	3.89	UG	#	83
76) 1,2,4-Trichlorobenzene	21.11	180	24469	11.62	UG		99
78) Naphthalene	21.52	128	44160	14.09	UG	#	97

(#) = qualifier out of range (m) = manual integration

Quantitation Report

Data File : C:\HPCHEM\1\DATA\08-19-03\I6163.D Vial: 13
Acq On : 19 Aug 2003 19:28 Operator: DPEI
Sample : AISB-1C/14.5-15,07190-003,S,0.05g Inst : 5970 - In
Misc : WHITMAN/DEXTER_CHE,08/14/03,08/18/03 Multiplr: 1.00
MS Integration Params: rteint.p
Quant Time: Aug 20 15:24 2003 Quant Results File: IME0818.RES

Method : C:\HPCHEM\1\METHODS\IME0818.M (RTE Integrator)
Title : VOLATILE ORGANICS BY EPA METHOD 8260B
Last Update : Mon Aug 18 14:16:59 2003
Response via : Initial Calibration

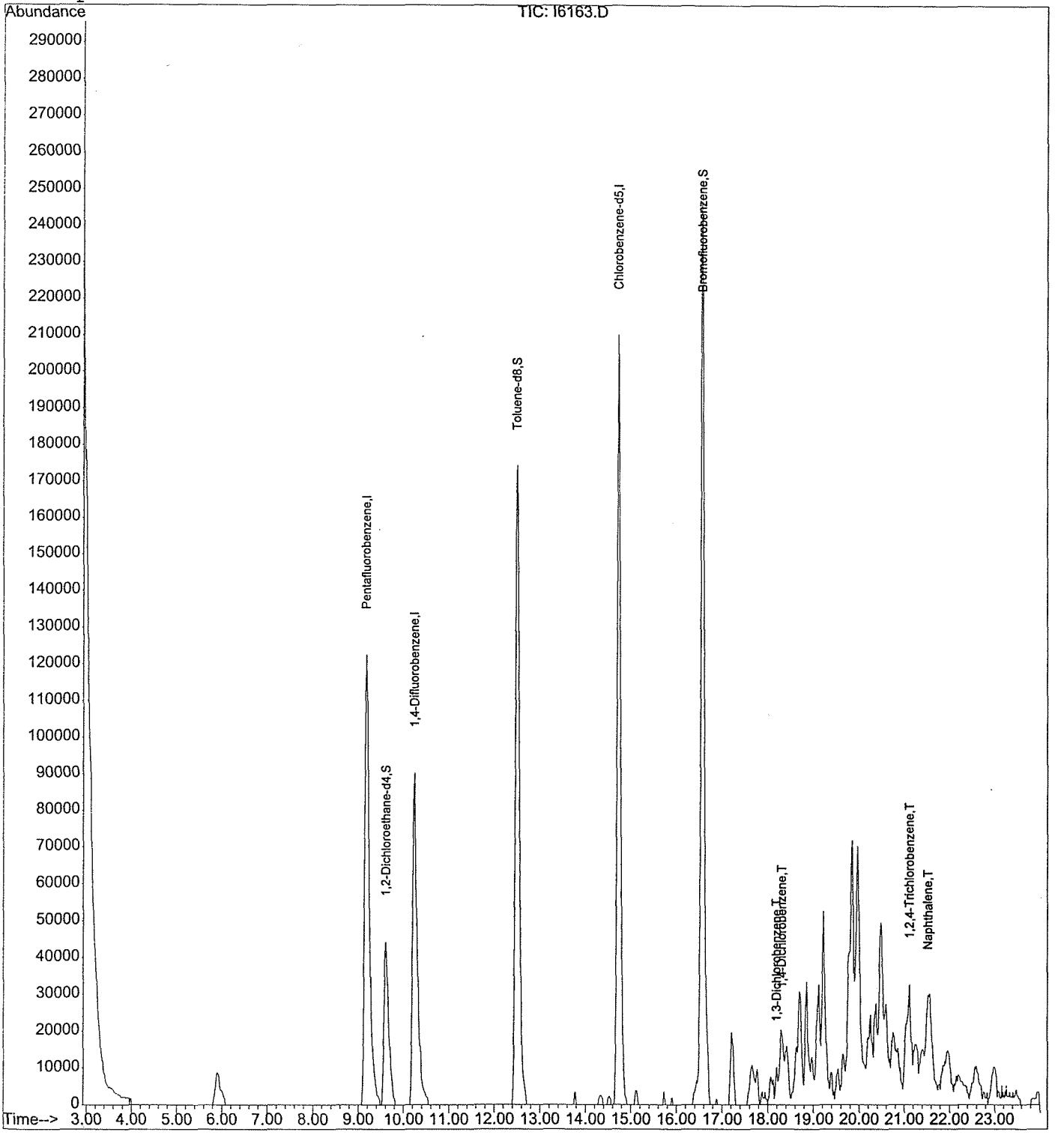

0122

LSC Area Percent Report

Data File : C:\HPCHEM\1\DATA\08-19-03\I6163.D Vial: 13
Acq On : 19 Aug 2003 19:28 Operator: DPEI
Sample : AISB-1C/14.5-15,07190-003,S,0.05g Inst : 5970 - In
Misc : WHITMAN/DEXTER_CHE,08/14/03,08/18/03 Multiplr: 1.00
MS Integration Params: LSCINT.P

Method : C:\HPCHEM\1\METHODS\IME0818.M (RTE Integrator)
Title : VOLATILE ORGANICS BY EPA METHOD 8260B
Smoothing : OFF Filtering: 9
Sampling : 1 Min Area: 3 % of largest Peak
Start Thrs: 0.5 Max Peaks: 100
Stop Thrs : 0.5 Peak Location: TOP

If leading or trailing edge < 50 prefer < Baseline drop else tangent >
Peak separation: 5

Signal : TIC

peak #	R.T. min	first scan	max scan	last scan	PK TY	peak height	corr. area	corr. % max.	% of total
1	5.890	198	204	217	rBB	8801	73100	5.57%	0.904%
2	9.162	422	428	451	rBB	122534	886659	67.57%	10.970%
3	9.600	452	458	473	rBB2	44298	322324	24.57%	3.988%
4	10.228	495	501	523	rBB	90252	642663	48.98%	7.951%
5	12.492	649	656	671	rBB2	174472	1068297	81.42%	13.217%
6	14.712	802	808	822	rBB	210102	1101369	83.94%	13.627%
7	15.107	833	835	839	rBB	3896	13419	1.02%	0.166%
8	16.553	920	934	947	rBB	246483	1312121	100.00%	16.234%
9	17.210	975	979	985	rBB2	19714	92852	7.08%	1.149%
10	17.648	1002	1009	1015	rBV3	10701	78770	6.00%	0.975%
11	17.765	1015	1017	1021	rVB	9593	28712	2.19%	0.355%
12	18.057	1033	1037	1040	rBV3	7608	31009	2.36%	0.384%
13	18.189	1043	1046	1048	rBV2	8616	24389	1.86%	0.302%
14	18.291	1048	1053	1058	rVV3	14973	73276	5.58%	0.907%
15	18.408	1058	1061	1068	rVB2	14177	67527	5.15%	0.835%
16	18.627	1070	1076	1077	rBV	12516	45390	3.46%	0.562%
17	18.685	1077	1080	1087	rVB3	25553	118591	9.04%	1.467%
18	18.846	1087	1091	1097	rBV2	28205	113764	8.67%	1.408%
19	18.963	1097	1099	1103	rVB2	6203	16307	1.24%	0.202%
20	19.109	1103	1109	1112	rBV	26054	117597	8.96%	1.455%
21	19.211	1112	1116	1125	rVB2	48317	219802	16.75%	2.719%
22	19.387	1125	1128	1133	rVB3	7274	26006	1.98%	0.322%
23	19.533	1133	1138	1141	rBV3	8287	35303	2.69%	0.437%
24	19.635	1143	1145	1149	rBV	8907	34649	2.64%	0.429%
25	19.781	1149	1155	1156	rBV2	32560	131033	9.99%	1.621%
26	19.839	1156	1159	1162	rVV2	53873	201353	15.35%	2.491%
27	19.956	1163	1167	1179	rVB3	60480	317894	24.23%	3.933%
28	20.190	1179	1183	1184	rBV2	8598	24388	1.86%	0.302%
29	20.249	1184	1187	1191	rVB	11568	33321	2.54%	0.412%
30	20.366	1191	1195	1198	rBV3	14807	61087	4.66%	0.756%
31	20.468	1198	1202	1207	rBV4	30608	135707	10.34%	1.679%

32	20.745	1217	1221	1224	rBV2	9793	44861	3.42%	0.555%
33	21.111	1236	1246	1251	rBV7	28632	206677	15.75%	2.557%
34	21.228	1251	1254	1260	rVB3	8071	48398	3.69%	0.599%
35	21.388	1260	1265	1268	rBV2	6658	35344	2.69%	0.437%
36	21.520	1268	1274	1275	rBV	16560	56520	4.31%	0.699%
37	21.856	1293	1297	1299	rBV	6770	28459	2.17%	0.352%
38	21.958	1301	1304	1311	rVV3	9779	54398	4.15%	0.673%
39	22.499	1337	1341	1342	rBV2	4441	14042	1.07%	0.174%
40	22.586	1342	1347	1354	rVV2	8959	65554	5.00%	0.811%
41	22.980	1365	1374	1379	rBV2	10389	79572	6.06%	0.984%

Sum of corrected areas: 8082504

I6163.D IME0818.M Wed Aug 20 15:25:25 2003 MSD_I

LSC Report - Integrated Chromatogram

File : C:\HPCHEM\1\DATA\08-19-03\I6163.D
Operator : DPEI
Acquired : 19 Aug 2003 19:28 using AcqMethod VOAI
Instrument : 5970 - In
Sample Name: AISB-1C/14.5-15,07190-003,S,0.05g
Misc Info : WHITMAN/DEXTER_CHE,08/14/03,08/18/03
Vial Number: 13
Quant File :IME0818.RES (RTE Integrator)

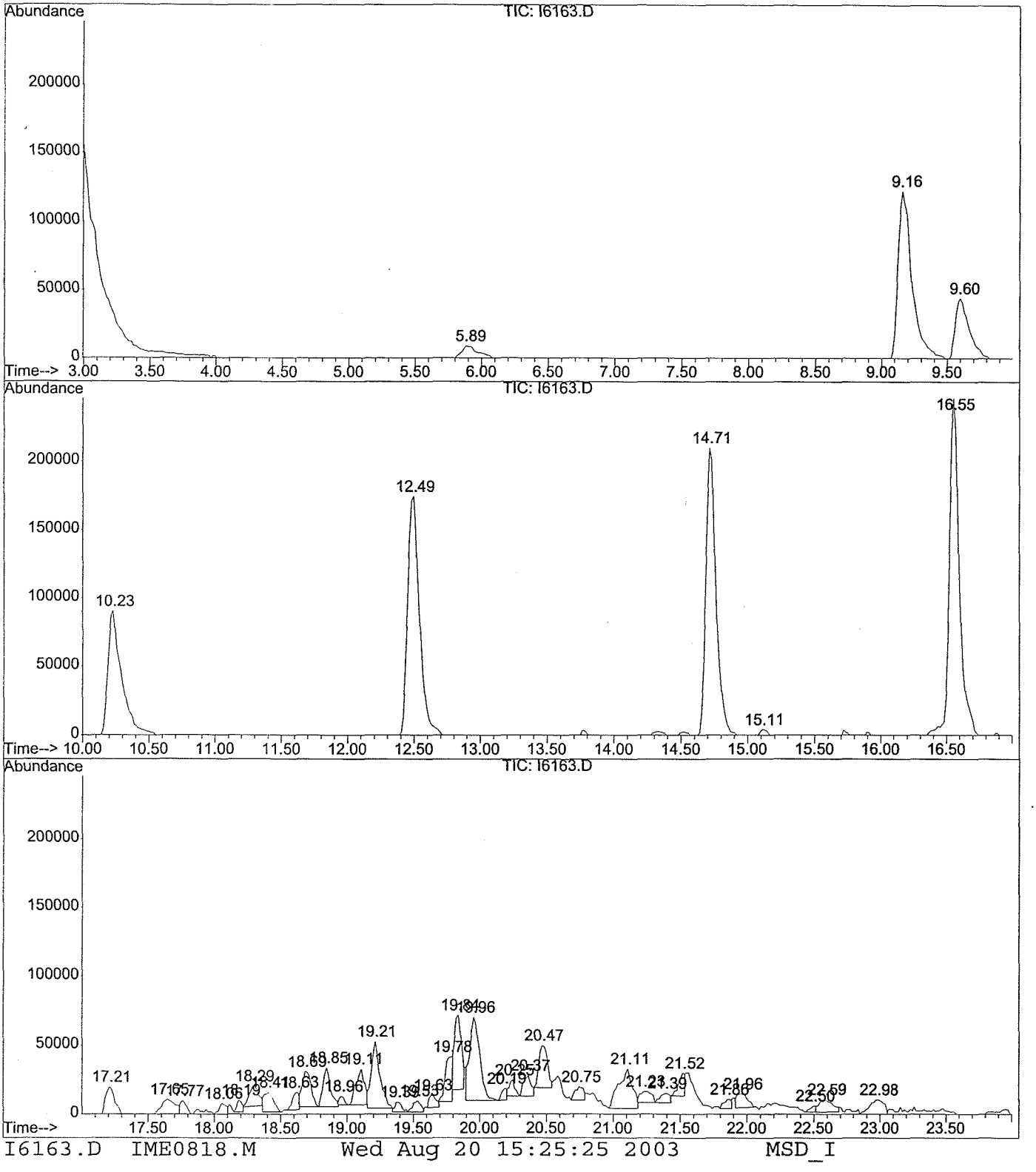

I6163.D IME0818.M Wed Aug 20 15:25:25 2003 MSD_I

Library Search Compound Report

Data File : C:\HPCHEM\1\DATA\08-19-03\I6163.D Vial: 13
Acq On : 19 Aug 2003 19:28 Operator: DPEI
Sample : AISB-1C/14.5-15,07190-003,S,0.05g Inst : 5970 - In
Misc : WHITMAN/DEXTER_CHE,08/14/03,08/18/03 Multiplr: 1.00
MS Integration Params: LSCINT.P

Quant Method : C:\HPCHEM\1\METHODS\IME0818.M (RTE Integrator)
Title : VOLATILE ORGANICS BY EPA METHOD 8260B
Library : C:\DATABASE\NIST98.L

****

Peak Number 1 Substituted benzene Concentration Rank 6

R.T.	EstConc	Area	Relative to ISTD	R.T.
18.69	5.38 UG	118591	Chlorobenzene-d5	14.71

Hit# of 5	Tentative ID	MW	MolForm	CAS#	Qual
1	Benzene, 1-ethyl-2,3-dimethyl-	134	C10H14	000933-98-2	90
2	Benzene, 4-ethyl-1,2-dimethyl-	134	C10H14	000934-80-5	90
3	Benzene, 1-ethyl-2,4-dimethyl-	134	C10H14	000874-41-9	83
4	Benzene, 2-ethyl-1,3-dimethyl-	134	C10H14	002870-04-4	83

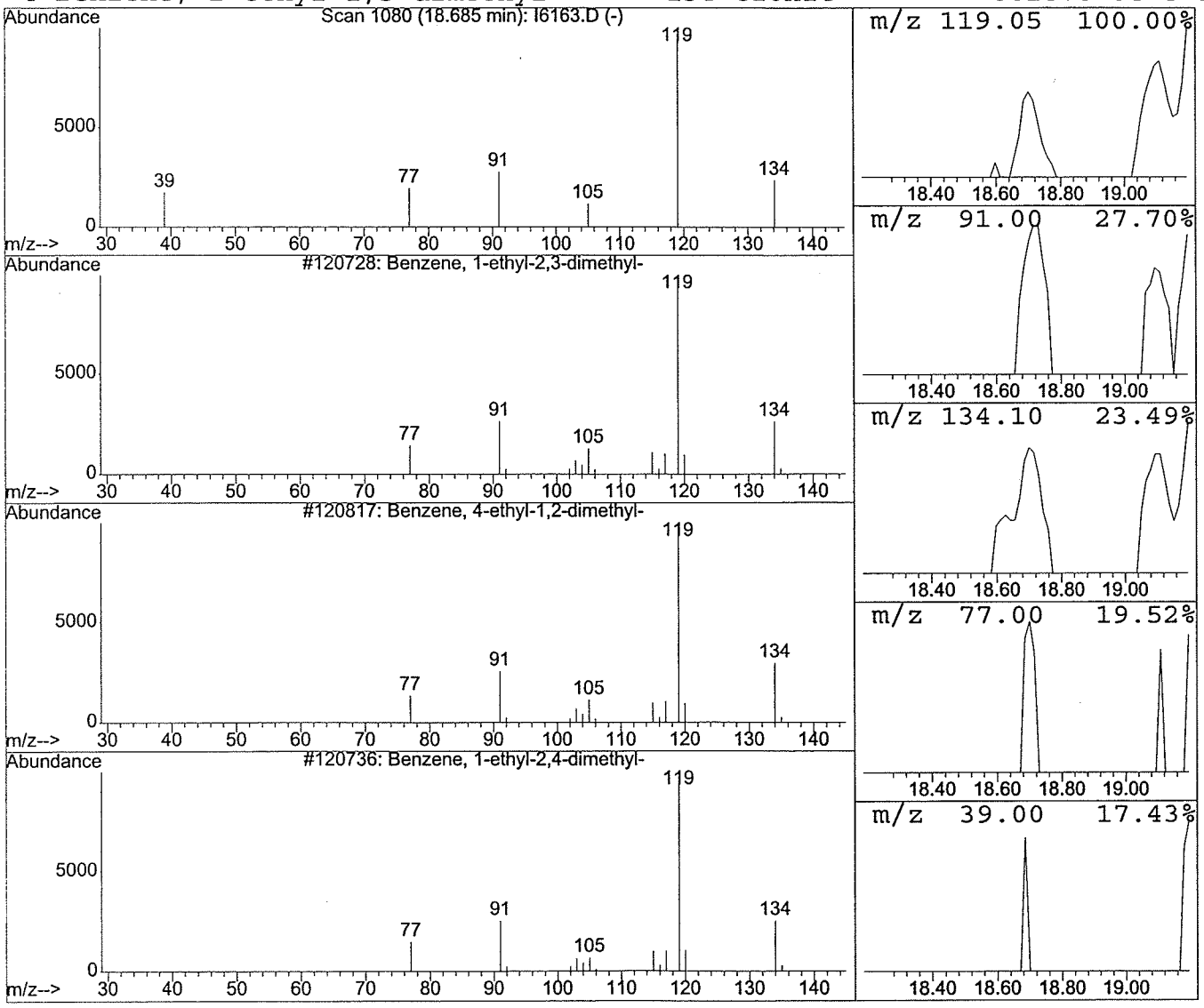

0126

Library Search Compound Report

Data File : C:\HPCHEM\1\DATA\08-19-03\I6163.D Vial: 13
Acq On : 19 Aug 2003 19:28 Operator: DPEI
Sample : AISB-1C/14.5-15,07190-003,S,0.05g Inst : 5970 - In
Misc : WHITMAN/DEXTER_CHE,08/14/03,08/18/03 Multiplr: 1.00
MS Integration Params: LSCINT.P

Quant Method : C:\HPCHEM\1\METHODS\IME0818.M (RTE Integrator)
Title : VOLATILE ORGANICS BY EPA METHOD 8260B
Library : C:\DATABASE\NIST98.L

****

Peak Number 2 Unknown alkane Concentration Rank 8

R.T.	EstConc	Area	Relative to ISTD	R.T.
18.85	5.16 UG	113764	Chlorobenzene-d5	14.71

Hit# of 5	Tentative ID	MW	MolForm	CAS#	Qual
1	Butane, 2,2-dimethyl-	86	C6H14	000075-83-2	40
2	Butane, 2,2-dimethyl-	86	C6H14	000075-83-2	33
3	Butane, 2,2-dimethyl-	86	C6H14	000075-83-2	33
4	Butane, 2,2-dimethyl-	86	C6H14	000075-83-2	28

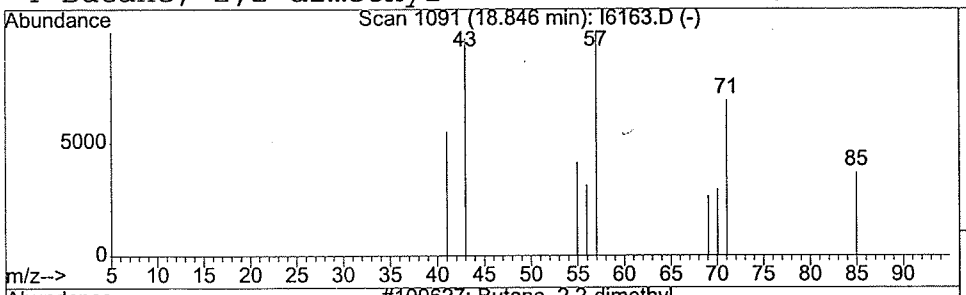

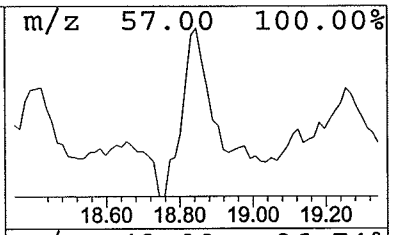

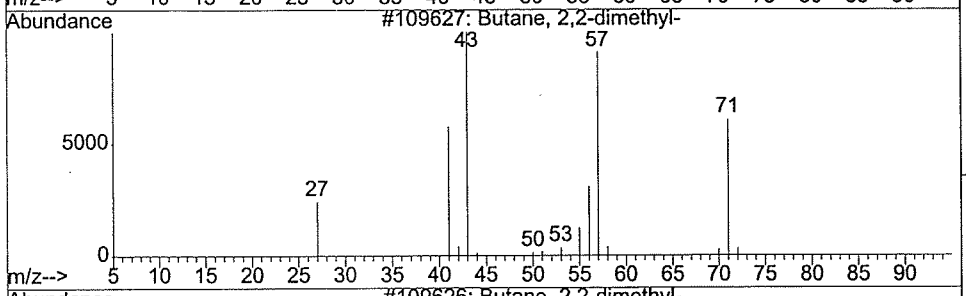

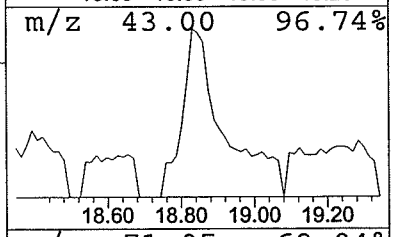

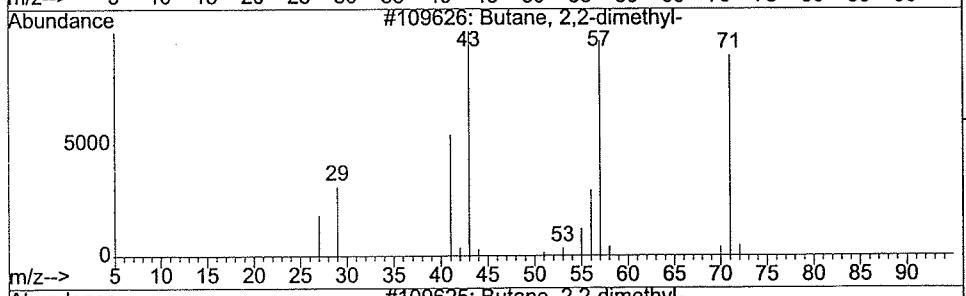

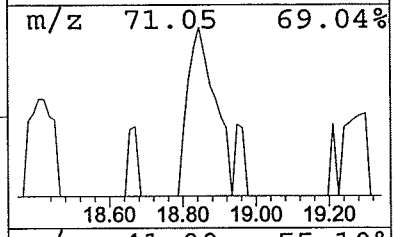

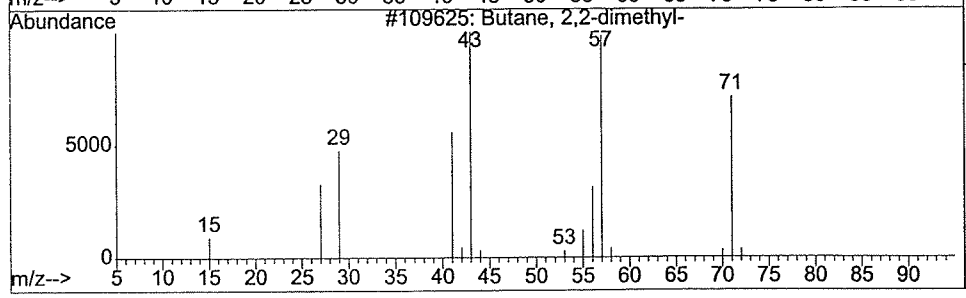

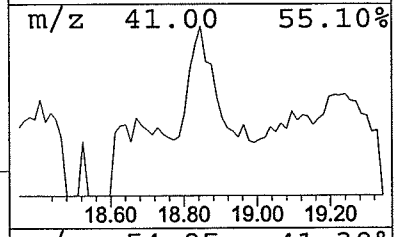

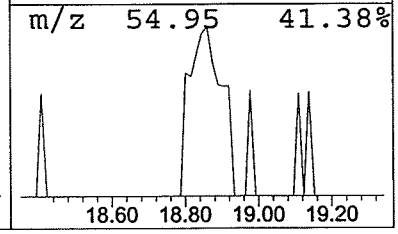

0127

Library Search Compound Report

Data File : C:\HPCHEM\1\DATA\08-19-03\I6163.D Vial: 13
Acq On : 19 Aug 2003 19:28 Operator: DPEI
Sample : AISB-1C/14.5-15,07190-003,S,0.05g Inst : 5970 - In
Misc : WHITMAN/DEXTER_CHE,08/14/03,08/18/03 Multiplr: 1.00
MS Integration Params: LSCINT.P

Quant Method : C:\HPCHEM\1\METHODS\IME0818.M (RTE Integrator)
Title : VOLATILE ORGANICS BY EPA METHOD 8260B
Library : C:\DATABASE\NIST98.L

****

Peak Number 3 Substituted benzene Concentration Rank 7

R.T.	EstConc	Area	Relative to ISTD	R.T.
19.11	5.34 UG	117597	Chlorobenzene-d5	14.71

Hit# of 5	Tentative ID	MW	MolForm	CAS#	Qual
1	Benzene, 1-ethyl-2,3-dimethyl-	134	C10H14	000933-98-2	90
2	Benzene, 1-methyl-2-(1-methylethyl)	134	C10H14	000527-84-4	83
3	Benzene, 1-methyl-4-(1-methylethyl)	134	C10H14	000099-87-6	83
4	Benzene, 2-ethyl-1,4-dimethyl-	134	C10H14	001758-88-9	83

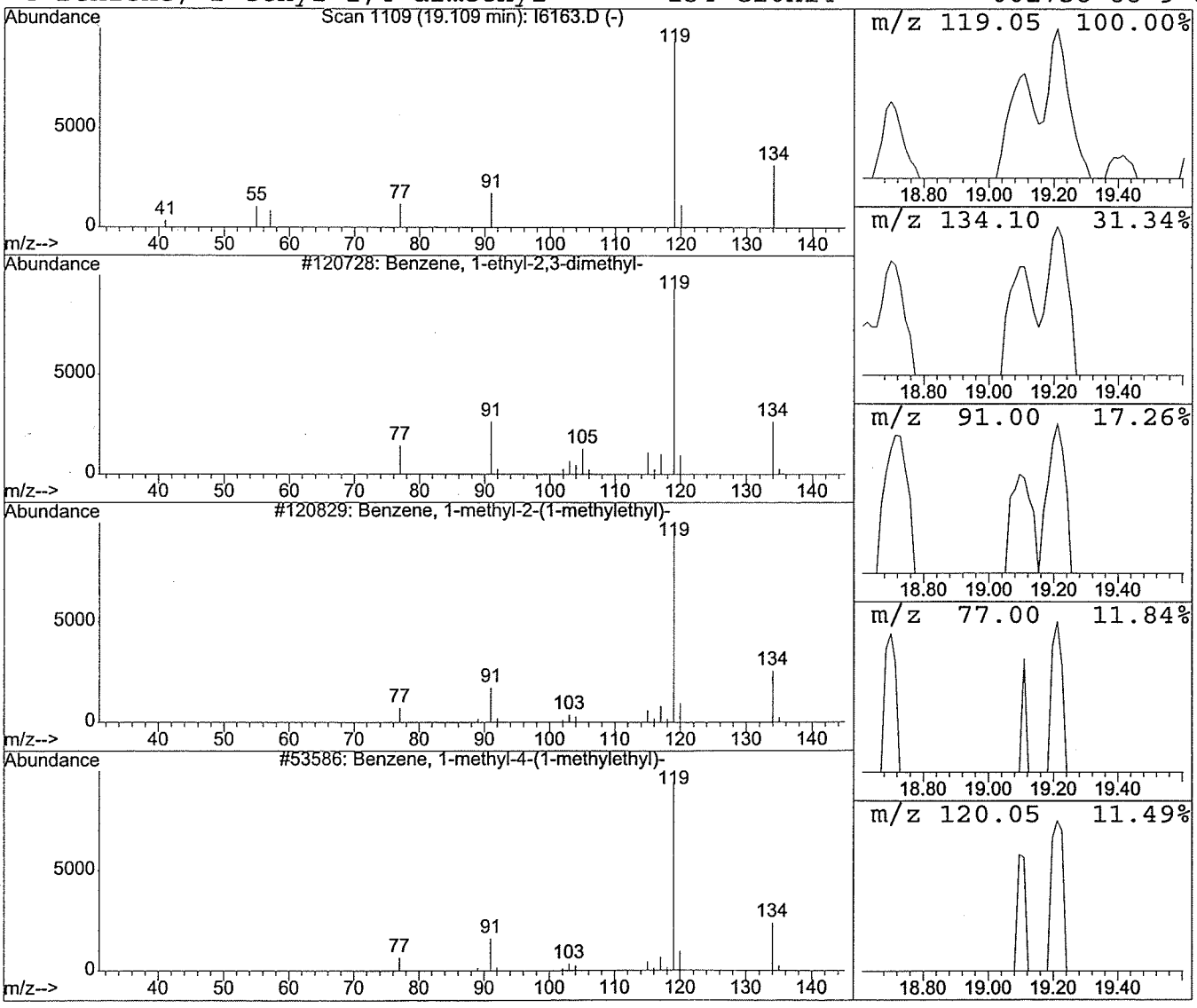

0128

Library Search Compound Report

Data File : C:\HPCHEM\1\DATA\08-19-03\I6163.D Vial: 13
Acq On : 19 Aug 2003 19:28 Operator: DPEI
Sample : AISB-1C/14.5-15,07190-003,S,0.05g Inst : 5970 - In
Misc : WHITMAN/DEXTER_CHE,08/14/03,08/18/03 Multiplr: 1.00
MS Integration Params: LSCINT.P

Quant Method : C:\HPCHEM\1\METHODS\IME0818.M (RTE Integrator)
Title : VOLATILE ORGANICS BY EPA METHOD 8260B
Library : C:\DATABASE\NIST98.L

****

Peak Number 4 Substituted benzene Concentration Rank 2

R.T.	EstConc	Area	Relative to ISTD	R.T.
19.21	9.98 UG	219802	Chlorobenzene-d5	14.71

Hit# of 5	Tentative ID	MW	MolForm	CAS#	Qual
1	Benzene, 4-ethyl-1,2-dimethyl-	134	C10H14	000934-80-5	86
2	Benzene, 1-ethyl-2,3-dimethyl-	134	C10H14	000933-98-2	86
3	Benzene, 1-ethyl-2,4-dimethyl-	134	C10H14	000874-41-9	86
4	Benzene, 2-ethyl-1,3-dimethyl-	134	C10H14	002870-04-4	78

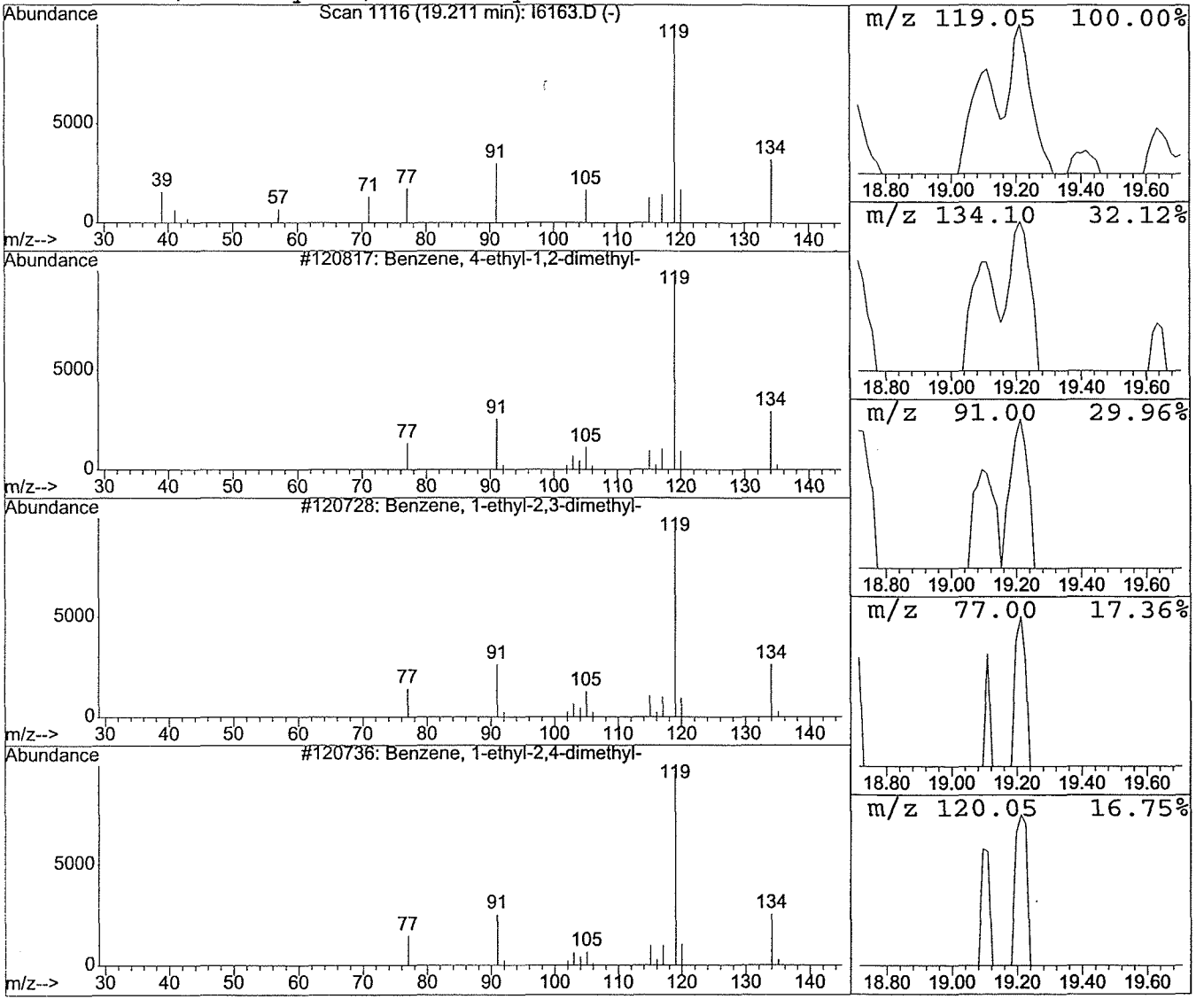

0129

Library Search Compound Report

Data File : C:\HPCHEM\1\DATA\08-19-03\I6163.D Vial: 13
Acq On : 19 Aug 2003 19:28 Operator: DPEI
Sample : AISB-1C/14.5-15,07190-003,S,0.05g Inst : 5970 - In
Misc : WHITMAN/DEXTER_CHE,08/14/03,08/18/03 Multiplr: 1.00
MS Integration Params: LSCINT.P

Quant Method : C:\HPCHEM\1\METHODS\IME0818.M (RTE Integrator)
Title : VOLATILE ORGANICS BY EPA METHOD 8260B
Library : C:\DATABASE\NIST98.L

****

Peak Number 5 Substituted benzene Concentration Rank 5

R.T.	EstConc	Area	Relative to ISTD	R.T.
19.78	5.95 UG	131033	Chlorobenzene-d5	14.71

Hit# of 5	Tentative ID	MW	MolForm	CAS#	Qual
1	Benzene, 2-ethyl-1,4-dimethyl-	134	C10H14	001758-88-9	78
2	Benzene, 1-ethyl-2,3-dimethyl-	134	C10H14	000933-98-2	78
3	Benzene, 1-ethyl-2,4-dimethyl-	134	C10H14	000874-41-9	9
4	Benzene, 1-methyl-2-(1-methylethyl)	134	C10H14	000527-84-4	9

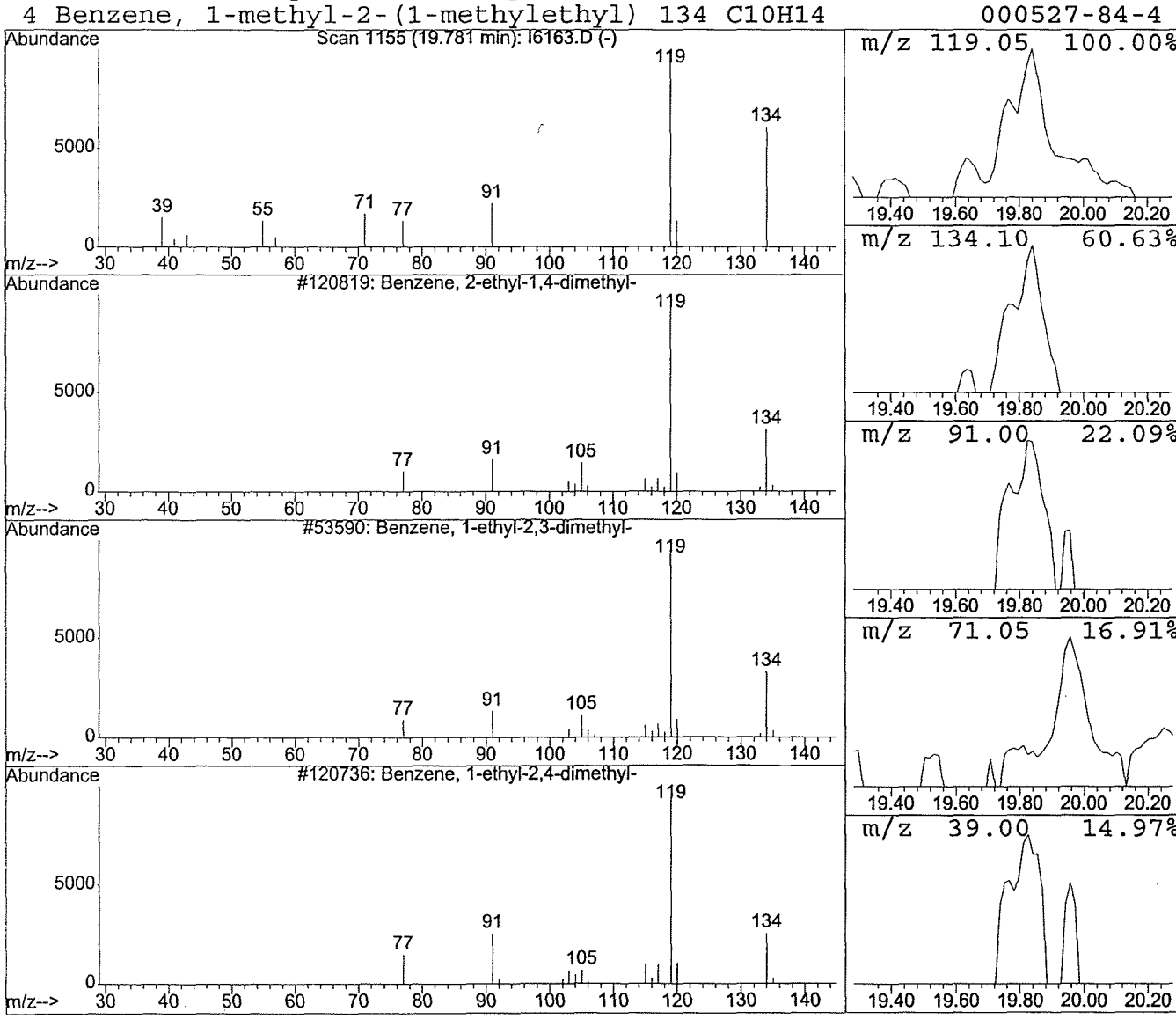

0130

Library Search Compound Report

Data File : C:\HPCHEM\1\DATA\08-19-03\I6163.D Vial: 13
Acq On : 19 Aug 2003 19:28 Operator: DPEI
Sample : AISB-1C/14.5-15,07190-003,S,0.05g Inst : 5970 - In
Misc : WHITMAN/DEXTER_CHE,08/14/03,08/18/03 Multiplr: 1.00
MS Integration Params: LSCINT.P

Quant Method : C:\HPCHEM\1\METHODS\IME0818.M (RTE Integrator)
Title : VOLATILE ORGANICS BY EPA METHOD 8260B
Library : C:\DATABASE\NIST98.L

****

Peak Number 6 Substituted benzene Concentration Rank 3

R.T.	EstConc	Area	Relative to ISTD	R.T.
19.84	9.14 UG	201353	Chlorobenzene-d5	14.71

Hit# of 5	Tentative ID	MW	MolForm	CAS#	Qual
1	Benzene, 1,3-diethyl-	134	C10H14	000141-93-5	42
2	4-Aminostyrene	119	C8H9N	001520-21-4	37
3	Benzoic acid, 2,5-dimethyl-, (2,4-d	268	C18H20O2	055000-48-1	33
4	Benzoic acid, 2,4-dimethyl-, (2,4-d	268	C18H20O2	055000-43-6	33

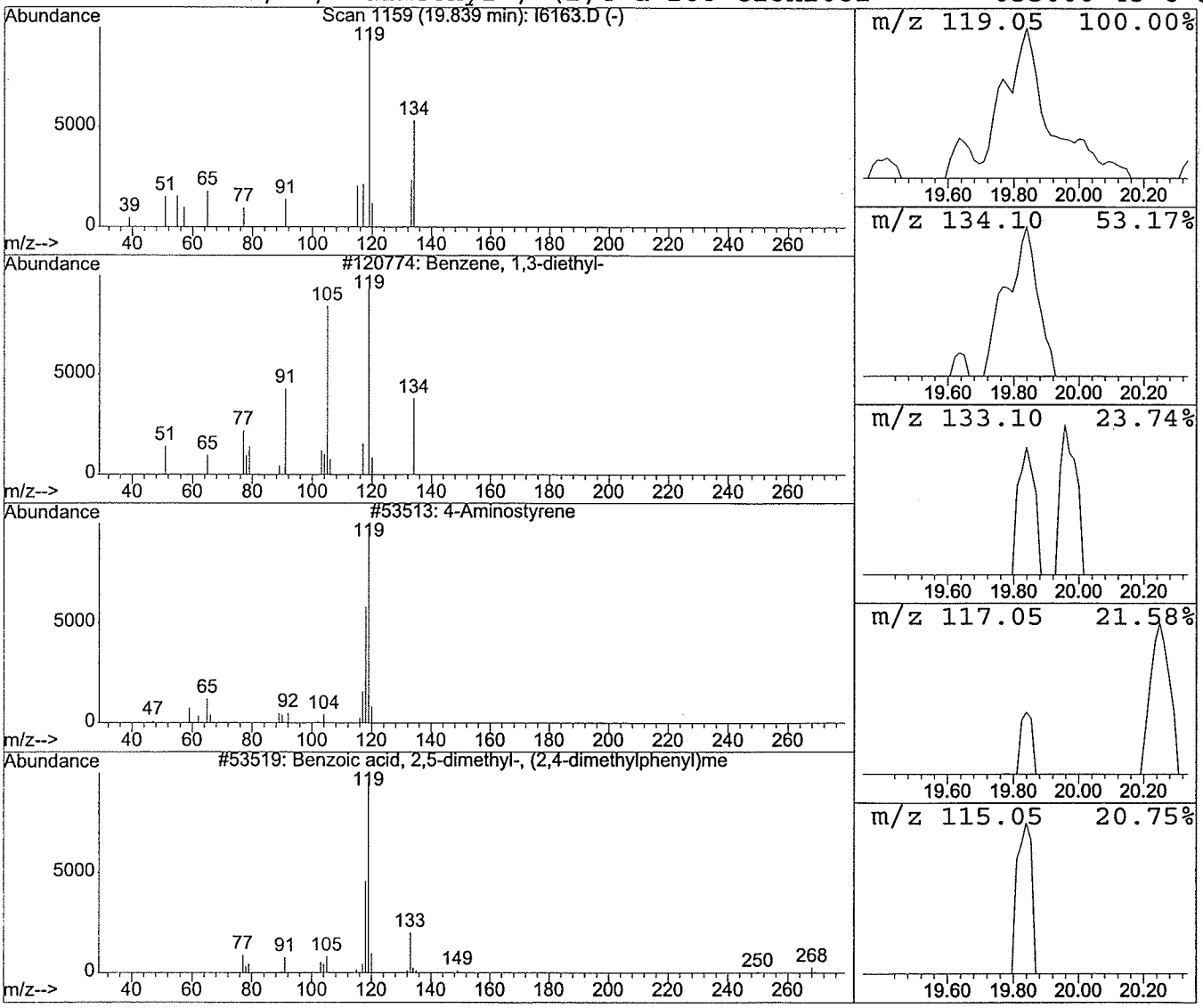

0131

Library Search Compound Report

Data File : C:\HPCHEM\1\DATA\08-19-03\I6163.D Vial: 13
Acq On : 19 Aug 2003 19:28 Operator: DPEI
Sample : AISB-1C/14.5-15,07190-003,S,0.05g Inst : 5970 - In
Misc : WHITMAN/DEXTER_CHE,08/14/03,08/18/03 Multiplr: 1.00
MS Integration Params: LSCINT.P

Quant Method : C:\HPCHEM\1\METHODS\IME0818.M (RTE Integrator)
Title : VOLATILE ORGANICS BY EPA METHOD 8260B
Library : C:\DATABASE\NIST98.L

****

Peak Number 7 Unknown alkane Concentration Rank 1

R.T.	EstConc	Area	Relative to ISTD	R.T.
19.96	14.43 UG	317894	Chlorobenzene-d5	14.71

Hit# of 5	Tentative ID	MW	MolForm	CAS#	Qual
1	Octane, 2,5,6-trimethyl-	156	C11H24	062016-14-2	32
2	Decane, 2,5,6-trimethyl-	184	C13H28	062108-23-0	25
3	Hexane, 2,2,5,5-tetramethyl-	142	C10H22	001071-81-4	9
4	Undecane, 2,6-dimethyl-	184	C13H28	017301-23-4	9

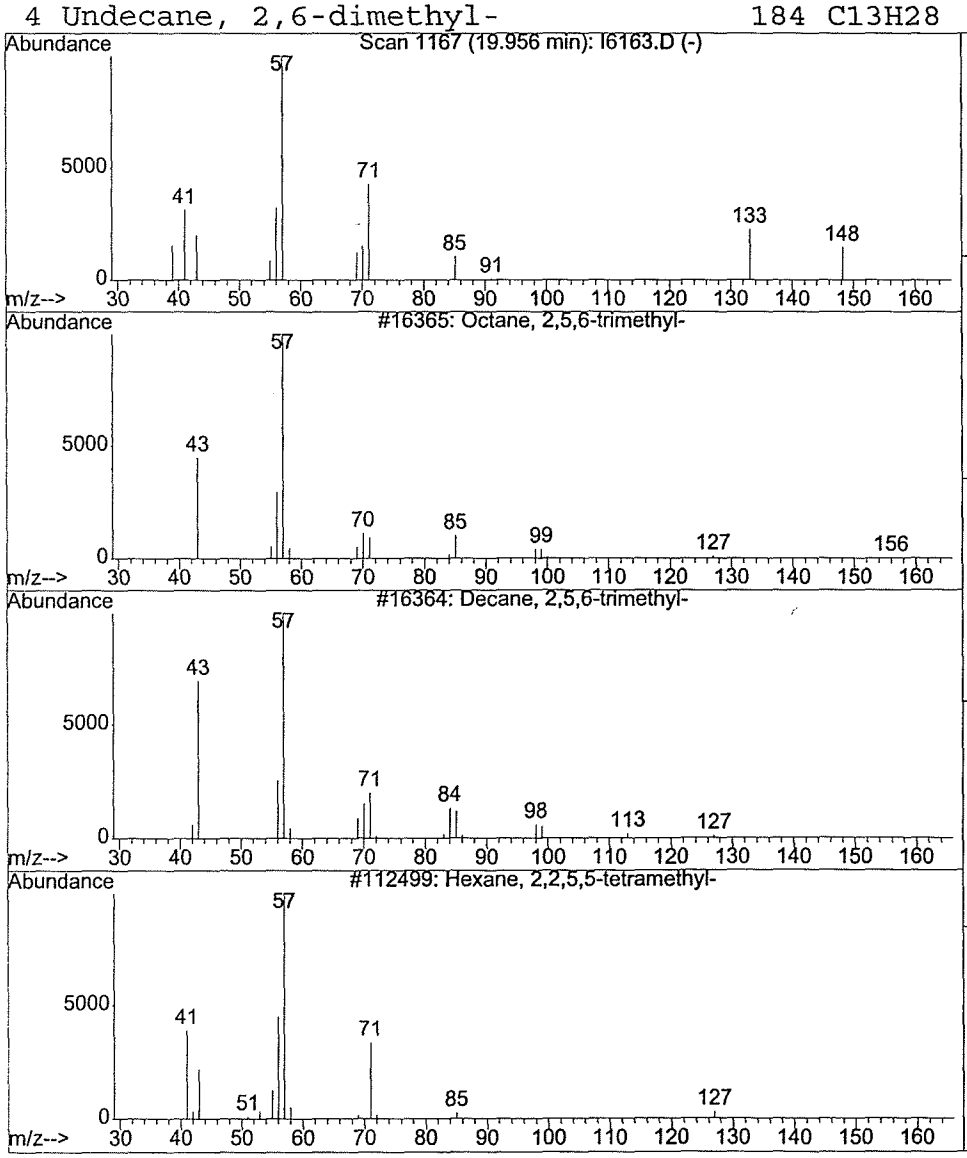

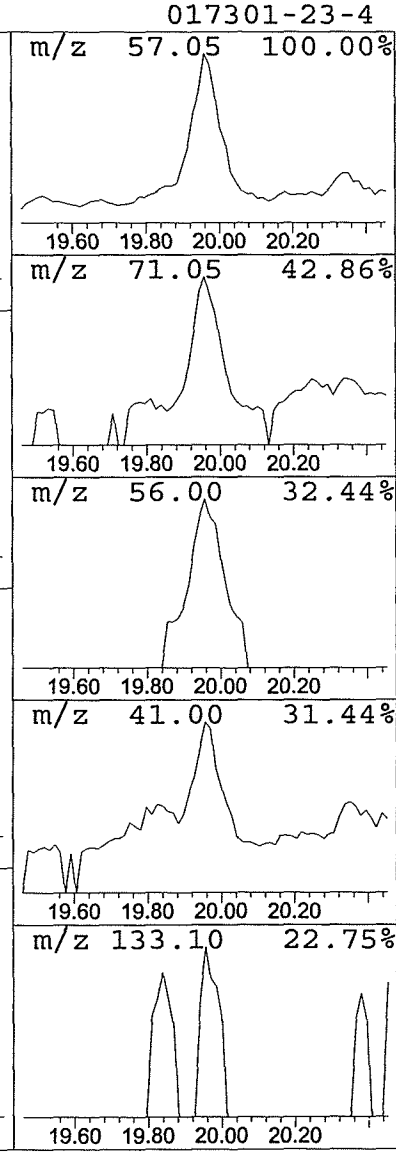

Library Search Compound Report

Data File : C:\HPCHEM\1\DATA\08-19-03\I6163.D Vial: 13
Acq On : 19 Aug 2003 19:28 Operator: DPEI
Sample : AISB-1C/14.5-15,07190-003,S,0.05g Inst : 5970 - In
Misc : WHITMAN/DEXTER_CHE,08/14/03,08/18/03 Multiplr: 1.00
MS Integration Params: LSCINT.P

Quant Method : C:\HPCHEM\1\METHODS\IME0818.M (RTE Integrator)
Title : VOLATILE ORGANICS BY EPA METHOD 8260B
Library : C:\DATABASE\NIST98.L

****

Peak Number 8 Substituted benzene Concentration Rank 4

R.T.	EstConc	Area	Relative to ISTD	R.T.
20.47	6.16 UG	135707	Chlorobenzene-d5	14.71

Hit# of 5	Tentative ID	MW	MolForm	CAS#	Qual
1	Benzene, 1,3-diethyl-	134	C10H14	000141-93-5	32
2	Lyratyl acetate	194	C12H18O2	079549-21-6	17
3	Benzene, 1-butenyl-, (E)-	132	C10H12	001005-64-7	9
4	3-Phenylbut-1-ene	132	C10H12	000934-10-1	9

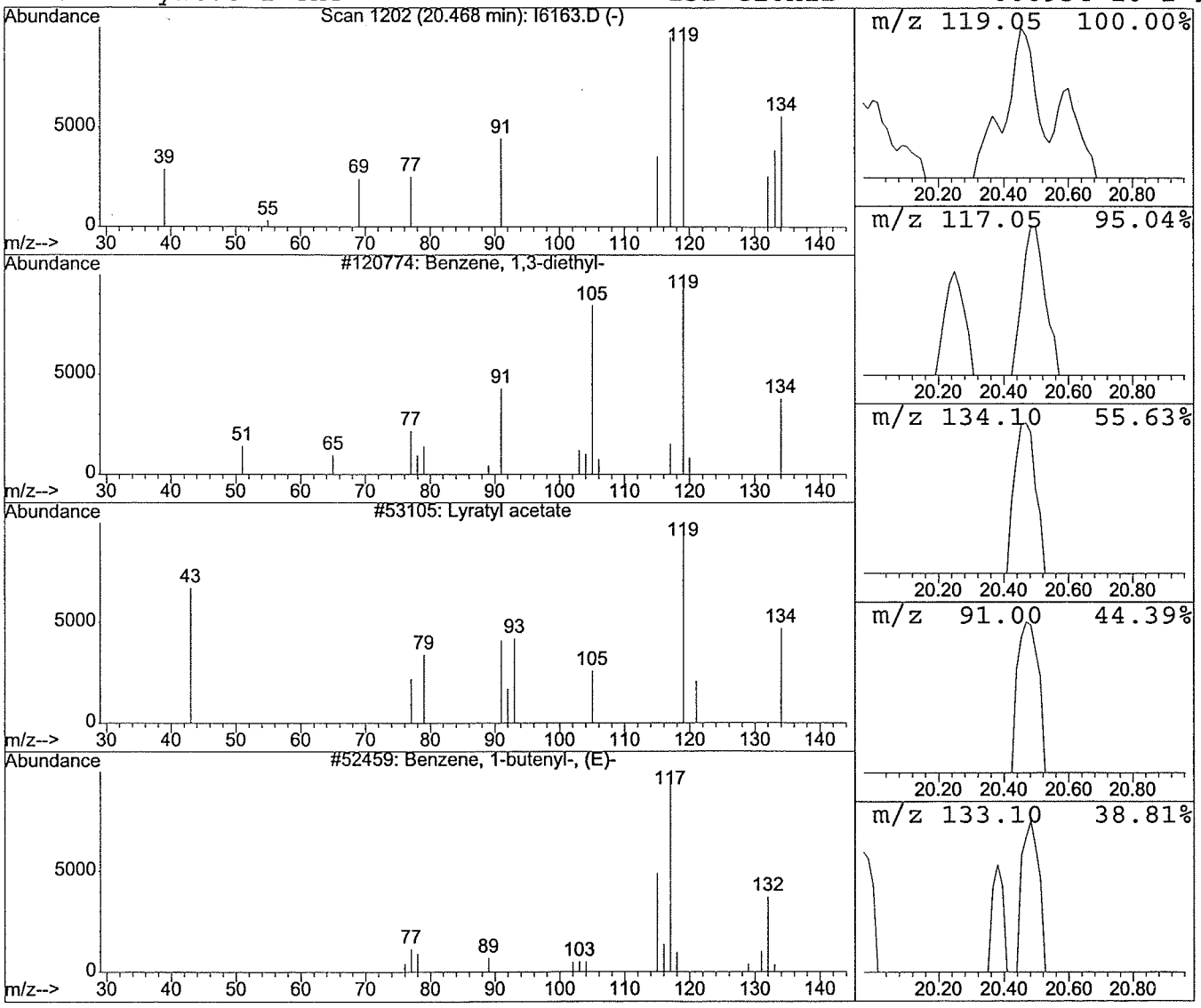

0133

Quantitation Report (QT Reviewed)

Data File : C:\HPCHEM\1\DATA\08-23-03\I6256.D Vial: 19
Acq On : 23 Aug 2003 18:52 Operator: DPEI
Sample : AISB-2A/8.5-9,07190-004,S,0.05g Inst : 5970 - In
Misc : WHITMAN/DEXTER_CHE,08/14/03,08/18/03 Multiplr: 1.00
MS Integration Params: rteint.p
Quant Time: Aug 25 9:29 2003 Quant Results File: IME0818.RES

Quant Method : C:\HPCHEM\1\METHODS\IME0818.M (RTE Integrator)
Title : VOLATILE ORGANICS BY EPA METHOD 8260B
Last Update : Mon Aug 18 14:16:59 2003
Response via : Initial Calibration
DataAcq Meth : VOAI

Internal Standards	R.T.	QIon	Response	Conc	Units	Dev(Min)
1) Pentafluorobenzene	9.13	168	294937m	50.00	UG	-0.25
31) 1,4-Difluorobenzene	10.16	114	303025m	50.00	UG	-0.29
50) Chlorobenzene-d5	14.68	117	295492	50.00	UG	-0.11
System Monitoring Compounds						
30) 1,2-Dichloroethane-d4	9.55	65	150378m	58.48	UG	-0.26
Spiked Amount 50.000	Range 36 - 115		Recovery = 116.96%#			
41) Toluene-d8	12.43	98	311851	56.56	UG	-0.22
Spiked Amount 50.000	Range 35 - 117		Recovery = 113.12%			
59) Bromofluorobenzene	16.54	95	219127	50.92	UG	-0.04
Spiked Amount 50.000	Range 47 - 115		Recovery = 101.84%			
Target Compounds						Qvalue
70) 1,3-Dichlorobenzene	18.17	146	41656	13.49	UG	# 85
72) 1,4-Dichlorobenzene	18.28	146	112816	30.88	UG	# 85
76) 1,2,4-Trichlorobenzene	21.10	180	34495	22.12	UG	99

(#) = qualifier out of range (m) = manual integration

Quantitation Report

Data File : C:\HPCHEM\1\DATA\08-23-03\I6256.D Vial: 19
Acq On : 23 Aug 2003 18:52 Operator: DPEI
Sample : AISB-2A/8.5-9,07190-004,S,0.05g Inst : 5970 - In
Misc : WHITMAN/DEXTER_CHE,08/14/03,08/18/03 Multiplr: 1.00
MS Integration Params: rteint.p
Quant Time: Aug 25 9:29 2003 Quant Results File: IME0818.RES

Method : C:\HPCHEM\1\METHODS\IME0818.M (RTE Integrator)
Title : VOLATILE ORGANICS BY EPA METHOD 8260B
Last Update : Mon Aug 18 14:16:59 2003
Response via : Initial Calibration

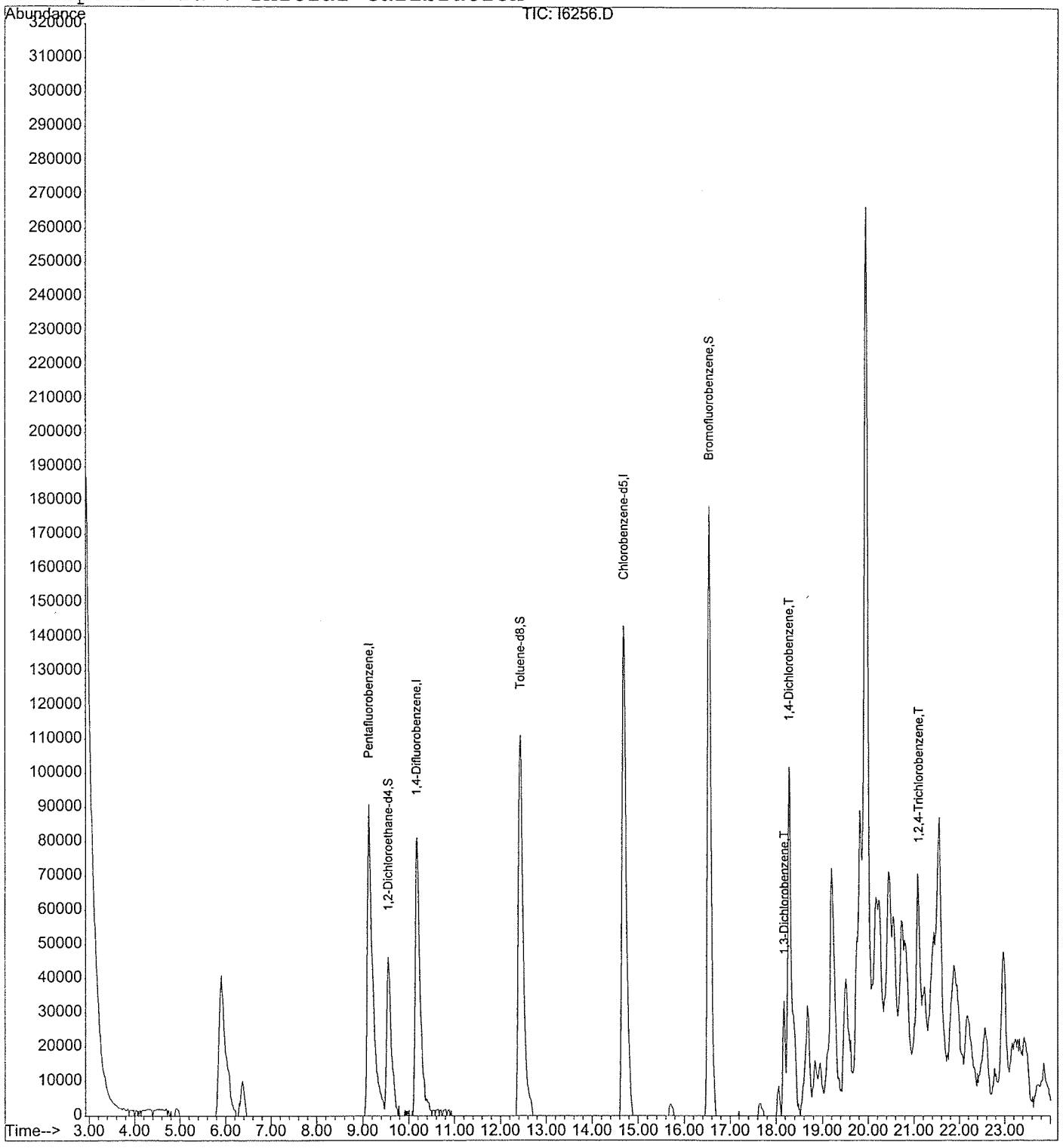

LSC Area Percent Report

Data File : C:\HPCHEM\1\DATA\08-23-03\I6256.D Vial: 19
Acq On : 23 Aug 2003 18:52 Operator: DPEI
Sample : AISB-2A/8.5-9,07190-004,S,0.05g Inst : 5970 - In
Misc : WHITMAN/DEXTER_CHE,08/14/03,08/18/03 Multiplr: 1.00
MS Integration Params: LSCINT.P

Method : C:\HPCHEM\1\METHODS\IME0818.M (RTE Integrator)
Title : VOLATILE ORGANICS BY EPA METHOD 8260B
Smoothing : OFF Filtering: 9
Sampling : 1 Min Area: 3 % of largest Peak
Start Thrs: 0.5 Max Peaks: 100
Stop Thrs : 0.5 Peak Location: TOP

If leading or trailing edge < 50 prefer < Baseline drop else tangent >
Peak separation: 5

Signal : TIC

peak #	R.T. min	first scan	max scan	last scan	PK TY	peak height	corr. area	corr. % max.	% of total
1	5.910	196	205	224	rBV	41134	415619	35.68%	3.958%
2	6.377	230	237	243	rBB	10203	59232	5.08%	0.564%
3	9.126	419	425	448	rBV	91080	733929	63.00%	6.989%
4	9.550	448	454	467	rVV3	46433	321762	27.62%	3.064%
5	10.179	491	497	510	rBV	81368	580697	49.85%	5.530%
6	12.430	645	651	670	rBB2	111285	818066	70.22%	7.790%
7	14.680	799	805	819	rBB	143385	924690	79.38%	8.805%
8	15.703	872	875	880	rBB	3457	16800	1.44%	0.160%
9	16.536	926	932	943	rBB	178824	952518	81.77%	9.070%
10	17.662	1005	1009	1014	rBB2	3712	18934	1.63%	0.180%
11	18.056	1032	1036	1040	rBB	8738	30926	2.65%	0.294%
12	18.173	1040	1044	1047	rBV	33633	129201	11.09%	1.230%
13	18.275	1047	1051	1068	rVB3	102063	606428	52.06%	5.775%
14	18.670	1068	1078	1085	rBV4	32295	220278	18.91%	2.098%
15	18.831	1085	1089	1094	rBV2	10900	53212	4.57%	0.507%
16	18.948	1094	1097	1102	rVB2	8976	34553	2.97%	0.329%
17	19.196	1102	1114	1124	rBV4	65787	483311	41.49%	4.602%
18	19.518	1130	1136	1142	rBV3	33161	222344	19.09%	2.117%
19	19.811	1147	1156	1159	rBV3	76325	454415	39.01%	4.327%
20	19.942	1160	1165	1173	rVB	229961	1164937	100.00%	11.093%
21	20.162	1175	1180	1183	rBV3	26075	122535	10.52%	1.167%
22	20.439	1194	1199	1204	rBV5	37200	208503	17.90%	1.985%
23	20.717	1215	1218	1222	rBV2	23994	106329	9.13%	1.013%
24	21.083	1236	1243	1249	rBV4	50233	260585	22.37%	2.481%
25	21.434	1260	1267	1268	rBV	24853	115062	9.88%	1.096%
26	21.551	1270	1275	1286	rVB	71545	454457	39.01%	4.328%
27	21.872	1289	1297	1301	rBV3	27853	205846	17.67%	1.960%
28	22.179	1312	1318	1327	rVB3	15483	116385	9.99%	1.108%
29	22.559	1334	1344	1354	rVB4	19639	173247	14.87%	1.650%
30	22.778	1354	1359	1363	rBV2	7722	31765	2.73%	0.302%
31	22.968	1364	1372	1381	rBV2	38399	257453	22.10%	2.452%

32	23.158	1381	1385	1387	rBV2	8667	31330	2.69%	0.298%
33	23.422	1401	1403	1415	rVB4	18953	125964	10.81%	1.199%
34	23.699	1417	1422	1423	rBV	6624	23774	2.04%	0.226%
35	23.860	1430	1433	1439	rVB	7319	26386	2.27%	0.251%

Sum of corrected areas: 10501473

I6256.D IME0818.M Mon Aug 25 09:30:26 2003 MSD_I

LSC Report - Integrated Chromatogram

File : C:\HPCHEM\1\DATA\08-23-03\I6256.D
Operator : DPEI
Acquired : 23 Aug 2003 18:52 using AcqMethod VOAI
Instrument : 5970 - In
Sample Name: AISB-2A/8.5-9,07190-004,S,0.05g
Misc Info : WHITMAN/DEXTER_CHE,08/14/03,08/18/03
Vial Number: 19
Quant File :IME0818.RES (RTE Integrator)

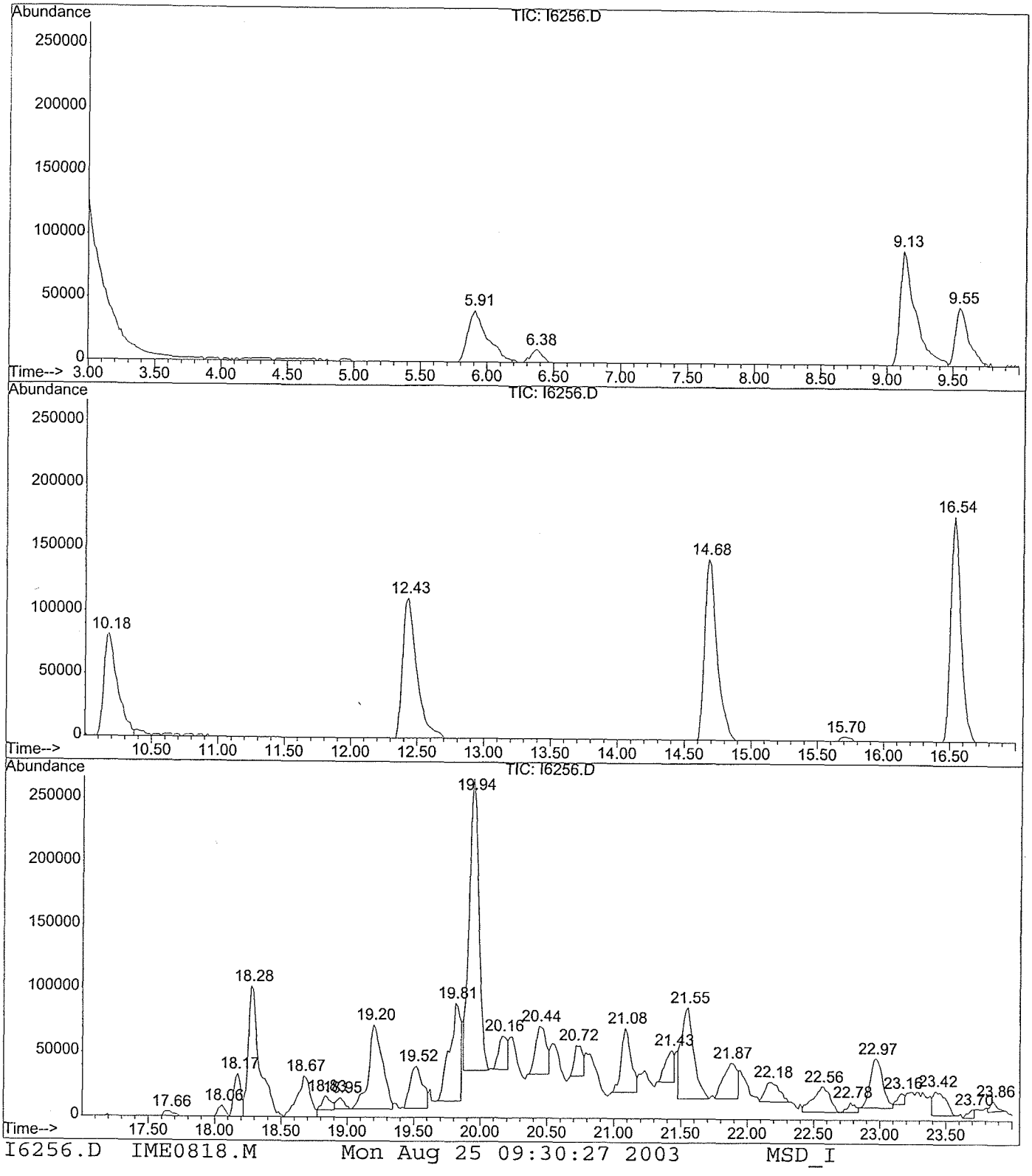

I6256.D IME0818.M Mon Aug 25 09:30:27 2003 MSD_I

Library Search Compound Report

Data File : C:\HPCHEM\1\DATA\08-23-03\I6256.D Vial: 19
Acq On : 23 Aug 2003 18:52 Operator: DPEI
Sample : AISB-2A/8.5-9,07190-004,S,0.05g Inst : 5970 - In
Misc : WHITMAN/DEXTER_CHE,08/14/03,08/18/03 Multiplr: 1.00
MS Integration Params: LSCINT.P

Quant Method : C:\HPCHEM\1\METHODS\IME0818.M (RTE Integrator)
Title : VOLATILE ORGANICS BY EPA METHOD 8260B
Library : C:\DATABASE\NIST98.L

****

Peak Number 1 Acetone Concentration Rank 2

R.T.	EstConc	Area	Relative to ISTD	R.T.
5.91	28.31 UG	415619	Pentafluorobenzene	9.13

Hit# of 5	Tentative ID	MW	MolForm	CAS#	Qual
1	Acetone	58	C3H6O	000067-64-1	7
2	Acetone	58	C3H6O	000067-64-1	5
3	Acetone	58	C3H6O	000067-64-1	5
4	Acetone	58	C3H6O	000067-64-1	5

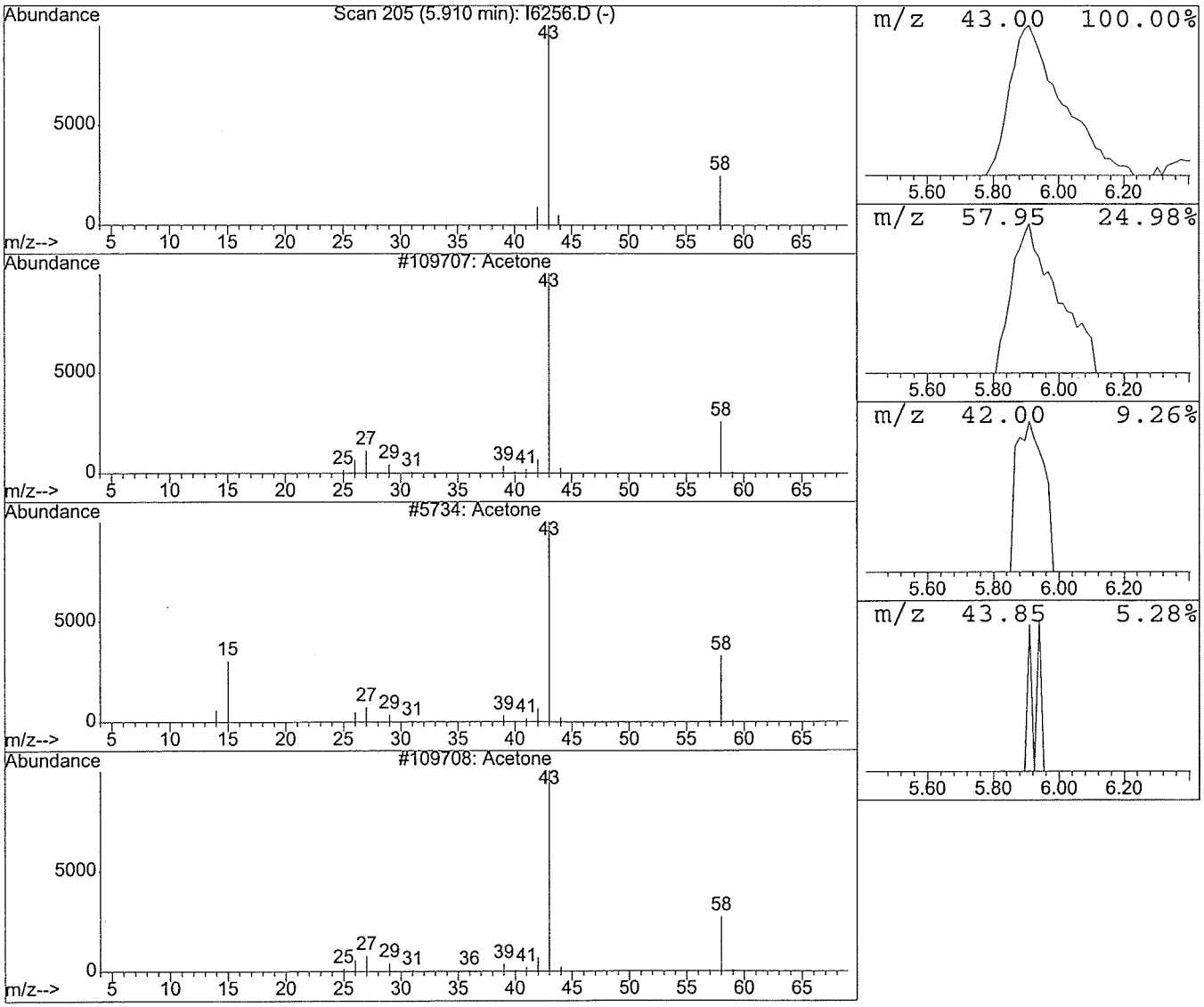

Library Search Compound Report

Data File : C:\HPCHEM\1\DATA\08-23-03\I6256.D Vial: 19
Acq On : 23 Aug 2003 18:52 Operator: DPEI
Sample : AISB-2A/8.5-9,07190-004,S,0.05g Inst : 5970 - In
Misc : WHITMAN/DEXTER_CHE,08/14/03,08/18/03 Multiplr: 1.00
MS Integration Params: LSCINT.P

Quant Method : C:\HPCHEM\1\METHODS\IME0818.M (RTE Integrator)
Title : VOLATILE ORGANICS BY EPA METHOD 8260B
Library : C:\DATABASE\NIST98.L

****

Peak Number 2 Substituted benzene Concentration Rank 8

R.T.	EstConc	Area	Relative to ISTD	R.T.
18.67	11.91 UG	220278	Chlorobenzene-d5	14.68

Hit# of 5	Tentative ID	MW	MolForm	CAS#	Qual
1	Lyratyl acetate	194	C12H18O2	079549-21-6	45
2	Benzene, 4-ethyl-1,2-dimethyl-	134	C10H14	000934-80-5	9
3	Benzene, 1-ethyl-2,3-dimethyl-	134	C10H14	000933-98-2	9
4	Benzene, 1,3-diethyl-	134	C10H14	000141-93-5	9

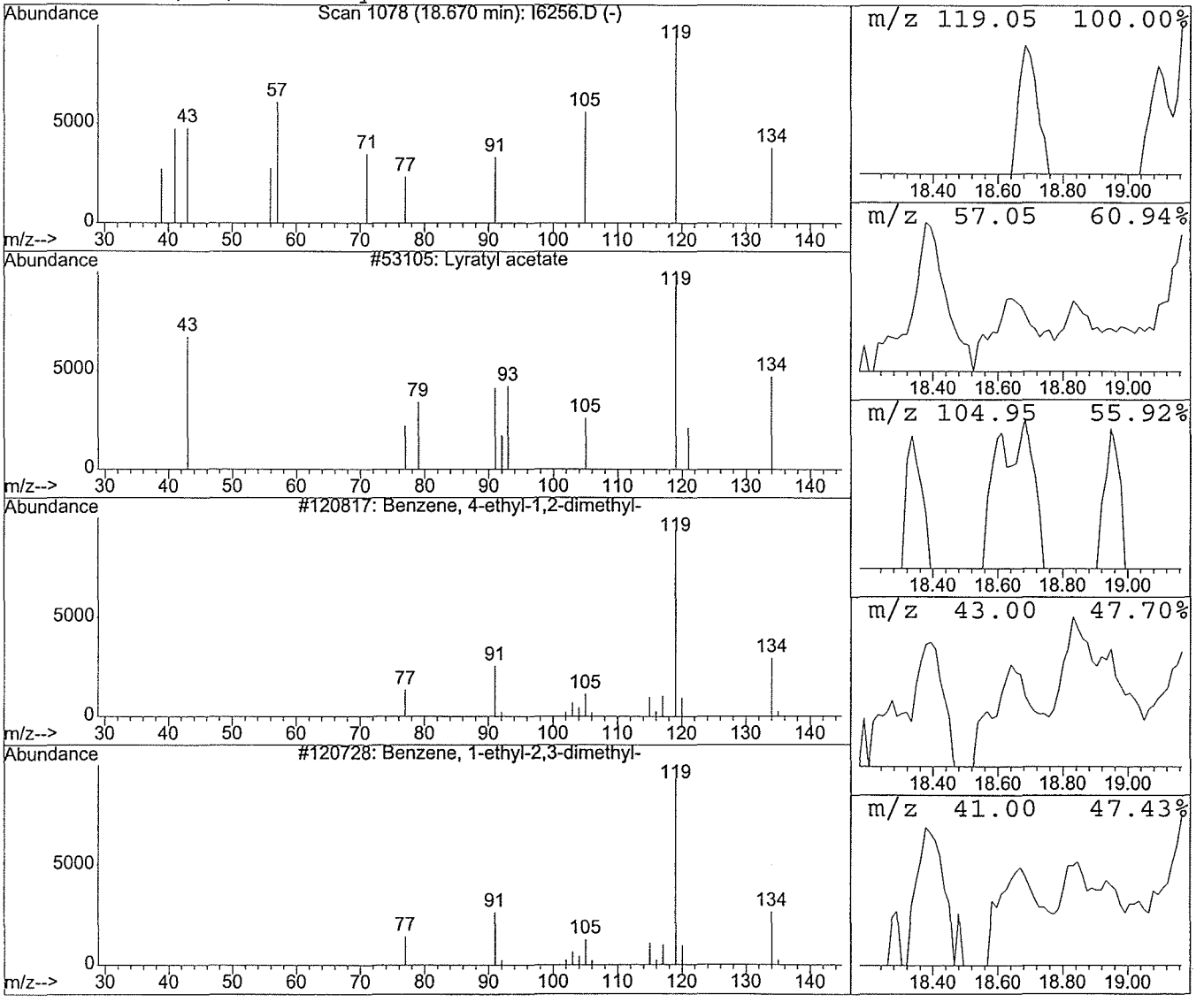

Library Search Compound Report

Data File : C:\HPCHEM\1\DATA\08-23-03\I6256.D Vial: 19
Acq On : 23 Aug 2003 18:52 Operator: DPEI
Sample : AISB-2A/8.5-9,07190-004,S,0.05g Inst : 5970 - In
Misc : WHITMAN/DEXTER_CHE,08/14/03,08/18/03 Multiplr: 1.00
MS Integration Params: LSCINT.P

Quant Method : C:\HPCHEM\1\METHODS\IME0818.M (RTE Integrator)
Title : VOLATILE ORGANICS BY EPA METHOD 8260B
Library : C:\DATABASE\NIST98.L

****

Peak Number 3 Substituted benzene Concentration Rank 3

R.T.	EstConc	Area	Relative to ISTD	R.T.
19.20	26.13 UG	483311	Chlorobenzene-d5	14.68

Hit# of 5	Tentative ID	MW	MolForm	CAS#	Qual
1	Benzene, 1-ethyl-2,3-dimethyl-	134	C10H14	000933-98-2	80
2	Benzene, 2-ethyl-1,4-dimethyl-	134	C10H14	001758-88-9	80
3	Bicyclo[4.1.0]hept-4-en-3-ol, 3,7,7	152	C10H16O	103063-10-1	72
4	Benzene, 1-ethyl-2,4-dimethyl-	134	C10H14	000874-41-9	72

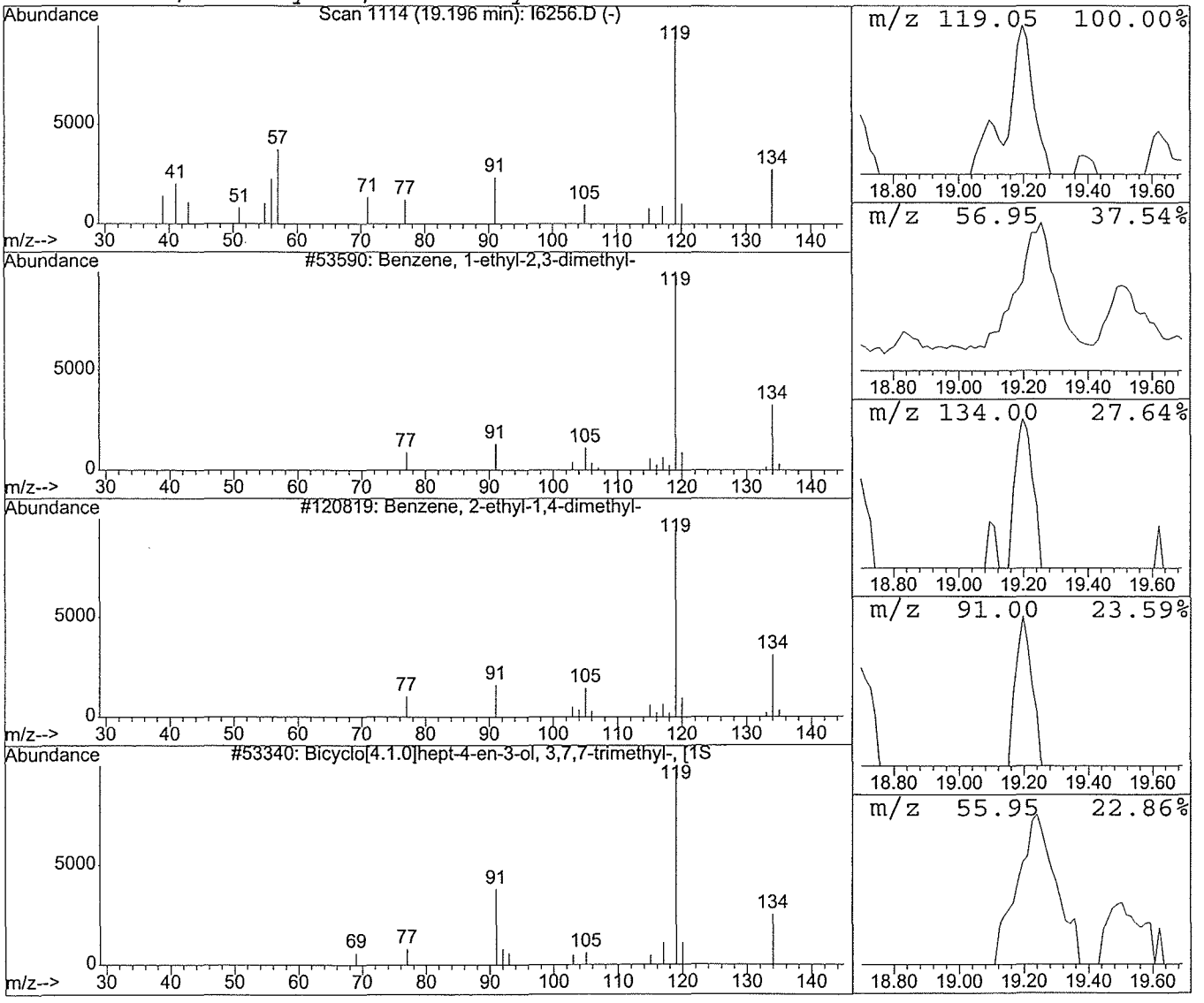

Library Search Compound Report

Data File : C:\HPCHEM\1\DATA\08-23-03\I6256.D Vial: 19
Acq On : 23 Aug 2003 18:52 Operator: DPEI
Sample : AISB-2A/8.5-9,07190-004,S,0.05g Inst : 5970 - In
Misc : WHITMAN/DEXTER_CHE,08/14/03,08/18/03 Multiplr: 1.00
MS Integration Params: LSCINT.P

Quant Method : C:\HPCHEM\1\METHODS\IME0818.M (RTE Integrator)
Title : VOLATILE ORGANICS BY EPA METHOD 8260B
Library : C:\DATABASE\NIST98.L

****

Peak Number 4 Unknown alkane Concentration Rank 7

R.T.	EstConc	Area	Relative to ISTD	R.T.
19.52	12.02 UG	222344	Chlorobenzene-d5	14.68

Hit# of 5	Tentative ID	MW	MolForm	CAS#	Qual
1	Butane, 2,2-dimethyl-	86	C6H14	000075-83-2	9
2	1-Hexanol, 3-methyl-	116	C7H16O	013231-81-7	9
3	Octane	114	C8H18	000111-65-9	9
4	Pentane, 2,2-dimethyl-	100	C7H16	000590-35-2	9

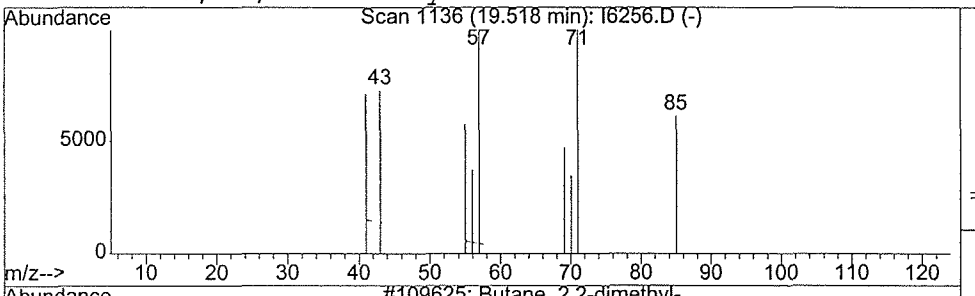

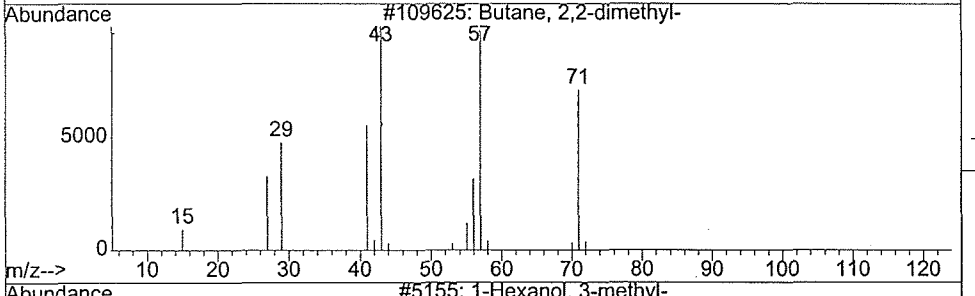

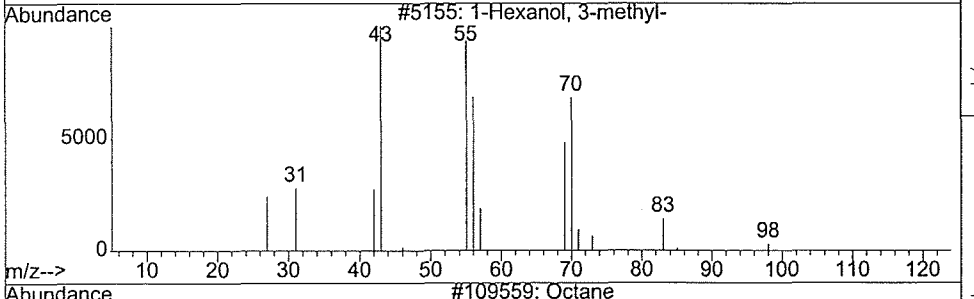

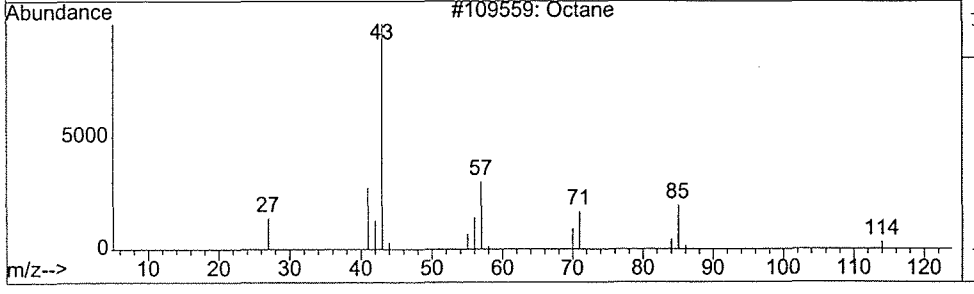

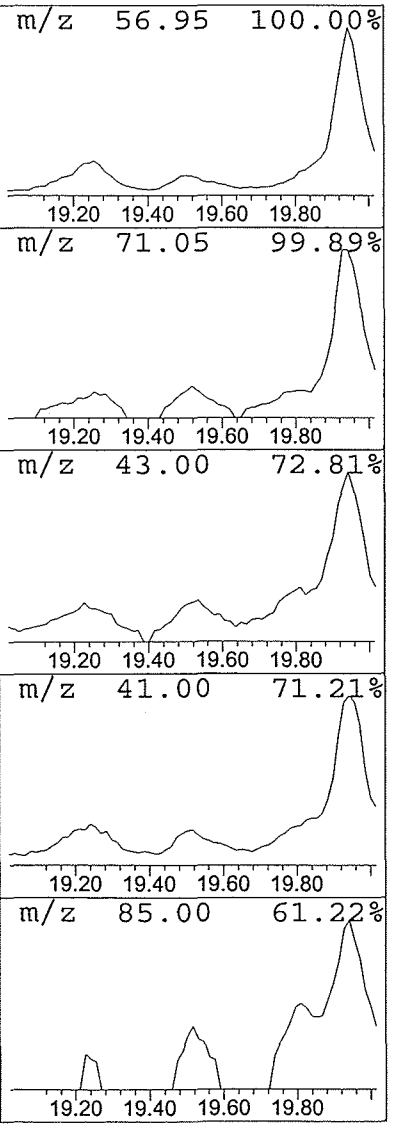

0142

Library Search Compound Report

Data File : C:\HPCHEM\1\DATA\08-23-03\I6256.D Vial: 19
Acq On : 23 Aug 2003 18:52 Operator: DPEI
Sample : AISB-2A/8.5-9,07190-004,S,0.05g Inst : 5970 - In
Misc : WHITMAN/DEXTER_CHE,08/14/03,08/18/03 Multiplr: 1.00
MS Integration Params: LSCINT.P

Quant Method : C:\HPCHEM\1\METHODS\IME0818.M (RTE Integrator)
Title : VOLATILE ORGANICS BY EPA METHOD 8260B
Library : C:\DATABASE\NIST98.L

****

Peak Number 5 Substituted benzene Concentration Rank 5

R.T.	EstConc	Area	Relative to ISTD	R.T.
19.81	24.57 UG	454415	Chlorobenzene-d5	14.68

Hit# of 5	Tentative ID	MW	MolForm	CAS#	Qual
1	Benzene, 2-ethyl-1,4-dimethyl-	134	C10H14	001758-88-9	52
2	Benzene, 1-methyl-4-(1-methylethyl)	134	C10H14	000099-87-6	52
3	Benzene, 1-methyl-2-(1-methylethyl)	134	C10H14	000527-84-4	52
4	Benzene, 1-ethyl-2,4-dimethyl-	134	C10H14	000874-41-9	52

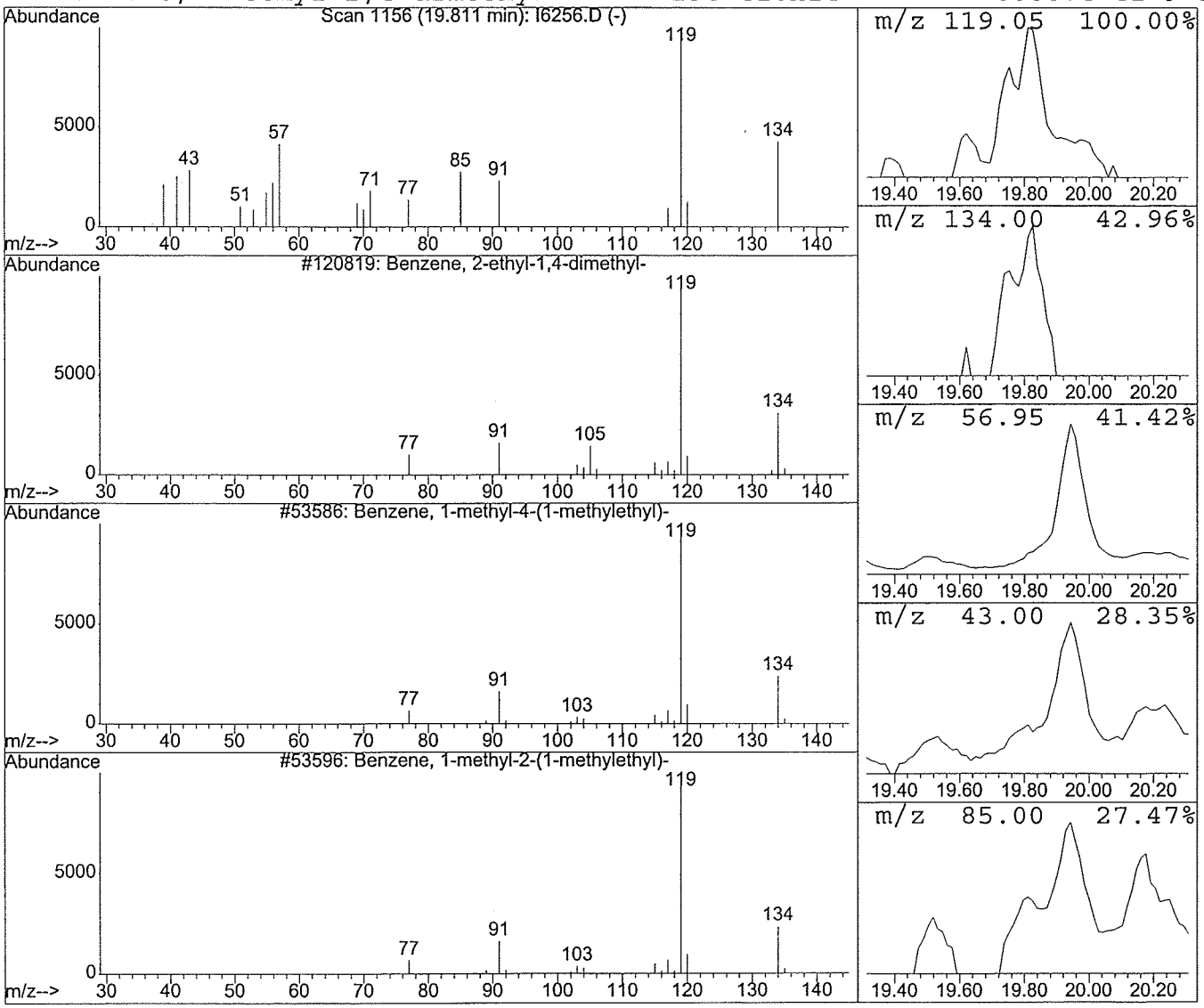

Library Search Compound Report

Data File : C:\HPCHEM\1\DATA\08-23-03\I6256.D Vial: 19
Acq On : 23 Aug 2003 18:52 Operator: DPEI
Sample : AISB-2A/8.5-9,07190-004,S,0.05g Inst : 5970 - In
Misc : WHITMAN/DEXTER_CHE,08/14/03,08/18/03 Multiplr: 1.00
MS Integration Params: LSCINT.P

Quant Method : C:\HPCHEM\1\METHODS\IME0818.M (RTE Integrator)
Title : VOLATILE ORGANICS BY EPA METHOD 8260B
Library : C:\DATABASE\NIST98.L

****

Peak Number 6 Unknown alkane Concentration Rank 1

R.T.	EstConc	Area	Relative to ISTD	R.T.
19.94	62.99 UG	1164940	Chlorobenzene-d5	14.68

Hit# of 5	Tentative ID	MW	MolForm	CAS#	Qual
1	Dodecane, 2,6,11-trimethyl-	212	C15H32	031295-56-4	78
2	Undecane, 3,6-dimethyl-	184	C13H28	017301-28-9	59
3	Octane, 2,6-dimethyl-	142	C10H22	002051-30-1	59
4	Octane, 3,6-dimethyl-	142	C10H22	015869-94-0	59

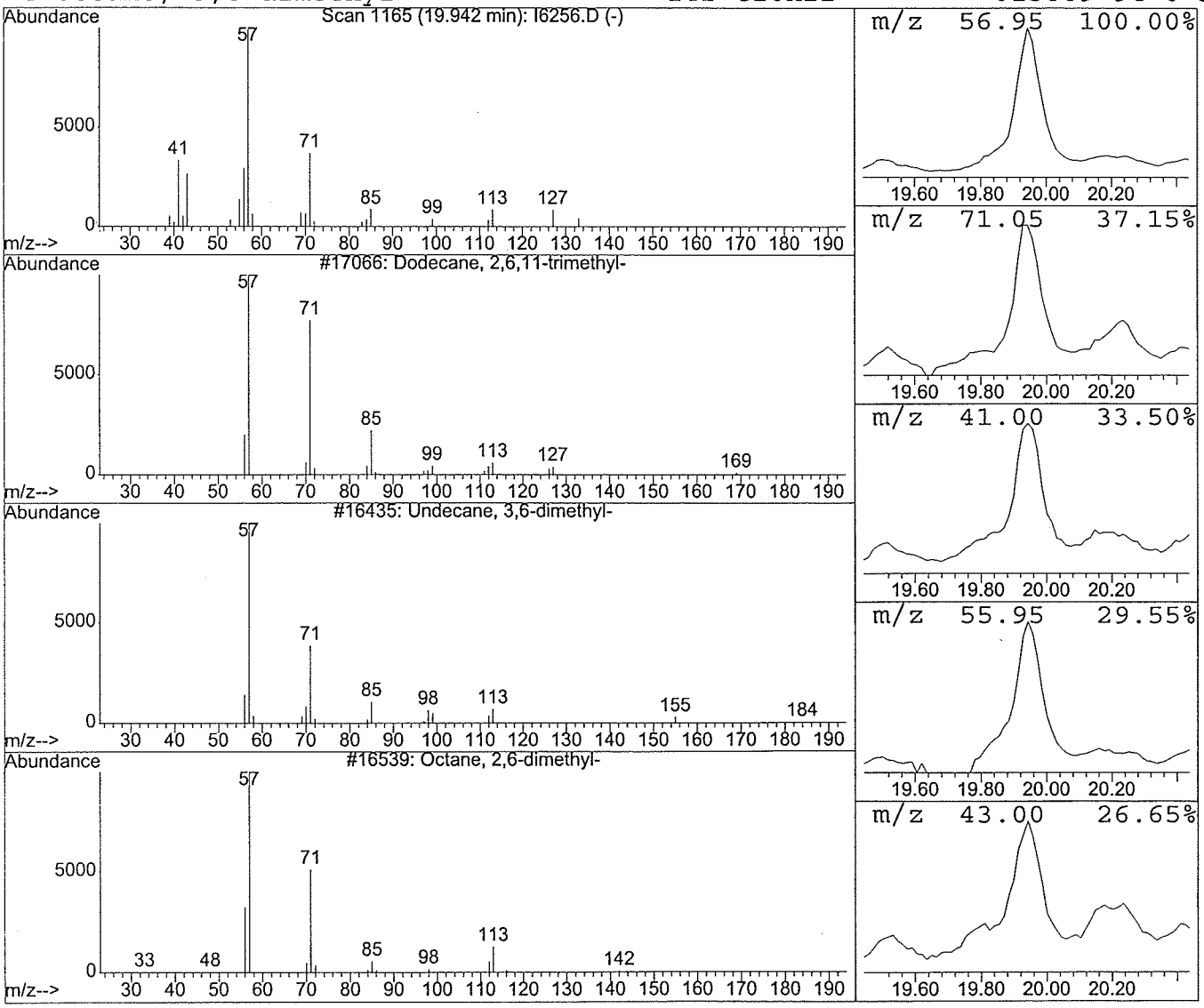

Library Search Compound Report

Data File : C:\HPCHEM\1\DATA\08-23-03\I6256.D Vial: 19
Acq On : 23 Aug 2003 18:52 Operator: DPEI
Sample : AISB-2A/8.5-9,07190-004,S,0.05g Inst : 5970 - In
Misc : WHITMAN/DEXTER_CHE,08/14/03,08/18/03 Multiplr: 1.00
MS Integration Params: LSCINT.P

Quant Method : C:\HPCHEM\1\METHODS\IME0818.M (RTE Integrator)
Title : VOLATILE ORGANICS BY EPA METHOD 8260B
Library : C:\DATABASE\NIST98.L

****

Peak Number 7 Substituted benzene Concentration Rank 9

R.T.	EstConc	Area	Relative to ISTD	R.T.
20.44	11.27 UG	208503	Chlorobenzene-d5	14.68

Hit# of 5	Tentative ID	MW	MolForm	CAS#	Qual
1	Benzene, 1,3-diethyl-	134	C10H14	000141-93-5	32
2	Lyratyl acetate	194	C12H18O2	079549-21-6	23
3	Benzene, 4-ethyl-1,2-dimethyl-	134	C10H14	000934-80-5	9
4	Benzene, 1-methyl-2-(1-methylethyl)	134	C10H14	000527-84-4	7

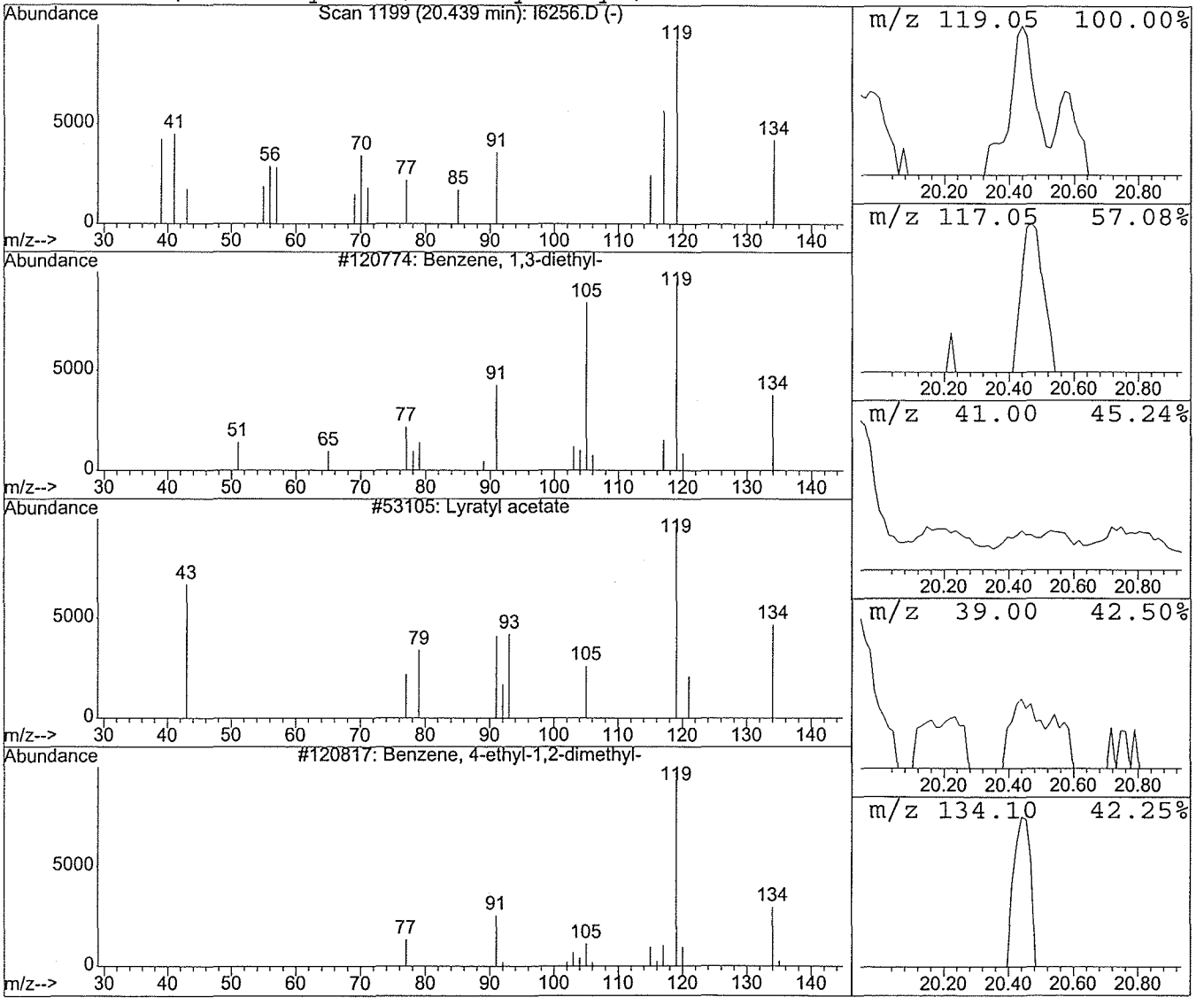

Library Search Compound Report

Data File : C:\HPCHEM\1\DATA\08-23-03\I6256.D Vial: 19
Acq On : 23 Aug 2003 18:52 Operator: DPEI
Sample : AISB-2A/8.5-9,07190-004,S,0.05g Inst : 5970 - In
Misc : WHITMAN/DEXTER_CHE,08/14/03,08/18/03 Multiplr: 1.00
MS Integration Params: LSCINT.P

Quant Method : C:\HPCHEM\1\METHODS\IME0818.M (RTE Integrator)
Title : VOLATILE ORGANICS BY EPA METHOD 8260B
Library : C:\DATABASE\NIST98.L

****

Peak Number 8 Unknown alkane Concentration Rank 4

R.T.	EstConc	Area	Relative to ISTD	R.T.
21.55	24.57 UG	454457	Chlorobenzene-d5	14.68

Hit# of 5	Tentative ID	MW	MolForm	CAS#	Qual
1	Hexane, 2,2,5,5-tetramethyl-	142	C10H22	001071-81-4	38
2	1-Pentanol, 2-ethyl-4-methyl-	130	C8H18O	000106-67-2	33
3	Ether, heptyl hexyl	200	C13H28O	007289-40-9	25
4	1-Hexene, 4-methyl-	98	C7H14	003769-23-1	12

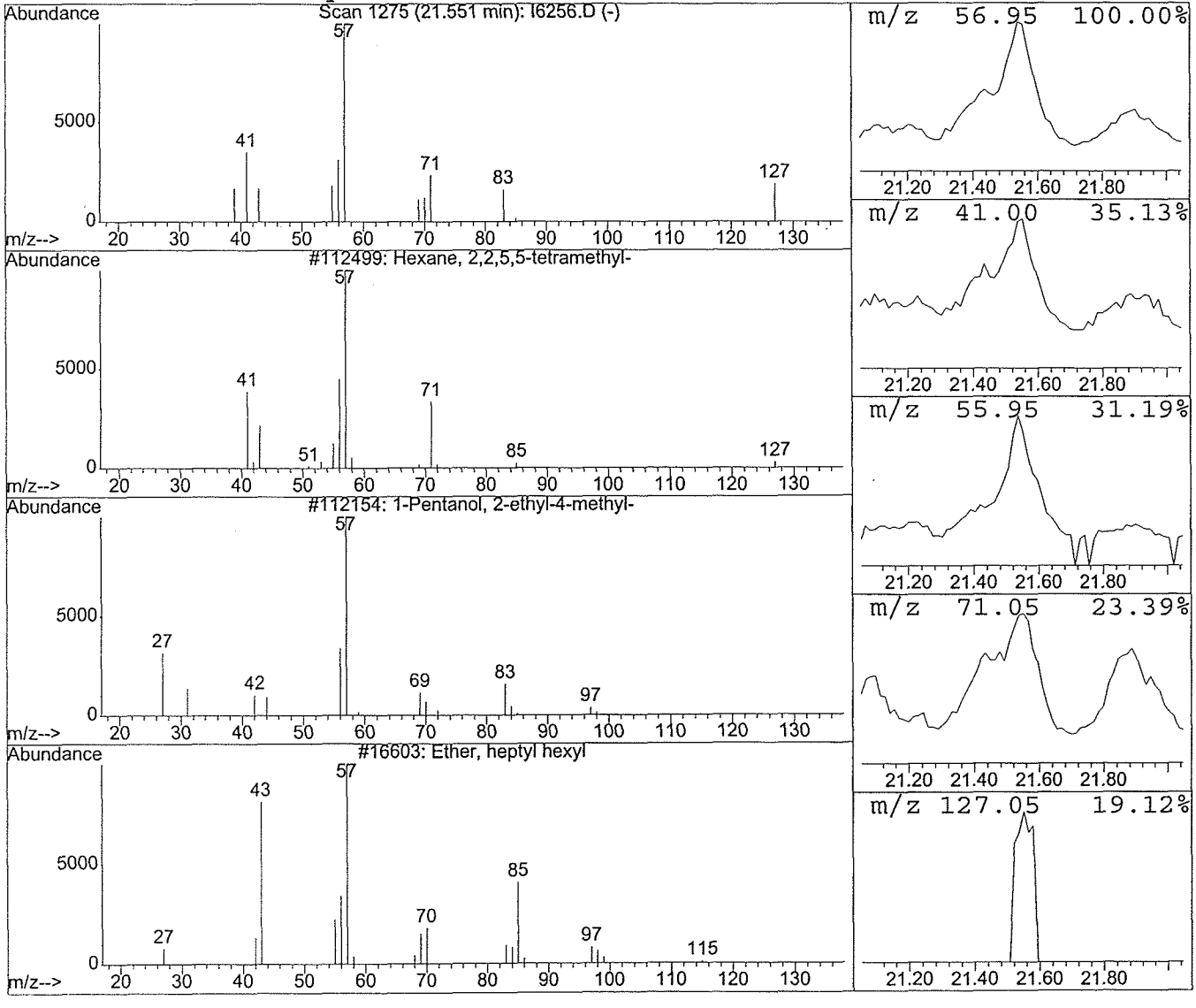

0146

Library Search Compound Report

Data File : C:\HPCHEM\1\DATA\08-23-03\I6256.D Vial: 19
Acq On : 23 Aug 2003 18:52 Operator: DPEI
Sample : AISB-2A/8.5-9,07190-004,S,0.05g Inst : 5970 - In
Misc : WHITMAN/DEXTER_CHE,08/14/03,08/18/03 Multiplr: 1.00
MS Integration Params: LSCINT.P

Quant Method : C:\HPCHEM\1\METHODS\IME0818.M (RTE Integrator)
Title : VOLATILE ORGANICS BY EPA METHOD 8260B
Library : C:\DATABASE\NIST98.L

****

Peak Number 9 Unknown alkane Concentration Rank 10

R.T.	EstConc	Area	Relative to ISTD	R.T.
21.87	11.13 UG	205846	Chlorobenzene-d5	14.68

Hit# of 5	Tentative ID	MW	MolForm	CAS#	Qual
1	Pentane, 2,2-dimethyl-	100	C7H16	000590-35-2	17
2	1-Amino-3-methyl-2-butene	85	C5H11N	013822-06-5	9
3	Hexane, 2,3,4-trimethyl-	128	C9H20	000921-47-1	9
4	Octane, 4-methyl-	128	C9H20	002216-34-4	9

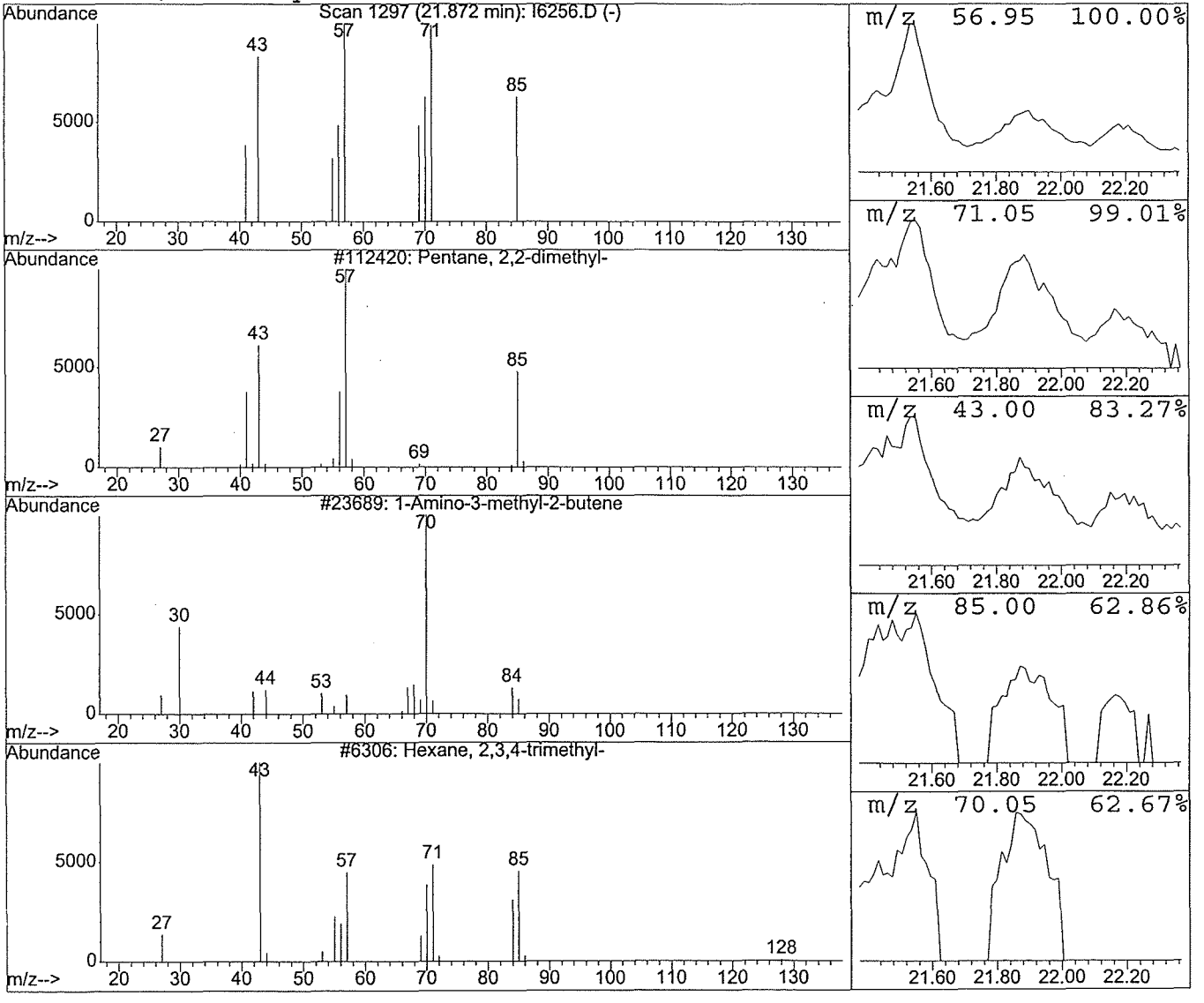

0147

Library Search Compound Report

Data File : C:\HPCHEM\1\DATA\08-23-03\I6256.D Vial: 19
Acq On : 23 Aug 2003 18:52 Operator: DPEI
Sample : AISB-2A/8.5-9,07190-004,S,0.05g Inst : 5970 - In
Misc : WHITMAN/DEXTER_CHE,08/14/03,08/18/03 Multiplr: 1.00
MS Integration Params: LSCINT.P

Quant Method : C:\HPCHEM\1\METHODS\IME0818.M (RTE Integrator)
Title : VOLATILE ORGANICS BY EPA METHOD 8260B
Library : C:\DATABASE\NIST98.L

****

Peak Number 10 Unknown alkane Concentration Rank 6

R.T.	EstConc	Area	Relative to ISTD	R.T.
22.97	13.92 UG	257453	Chlorobenzene-d5	14.68

Hit# of 5	Tentative ID	MW	MolForm	CAS#	Qual
1	Ether, hexyl pentyl	172	C11H24O	032357-83-8	9
2	2-Butyn-1-ol, 4-methoxy-	100	C5H8O2	018857-03-9	9
3	1-Octene	112	C8H16	000111-66-0	9
4	1-Fluorooctane	132	C8H17F	000463-11-6	9

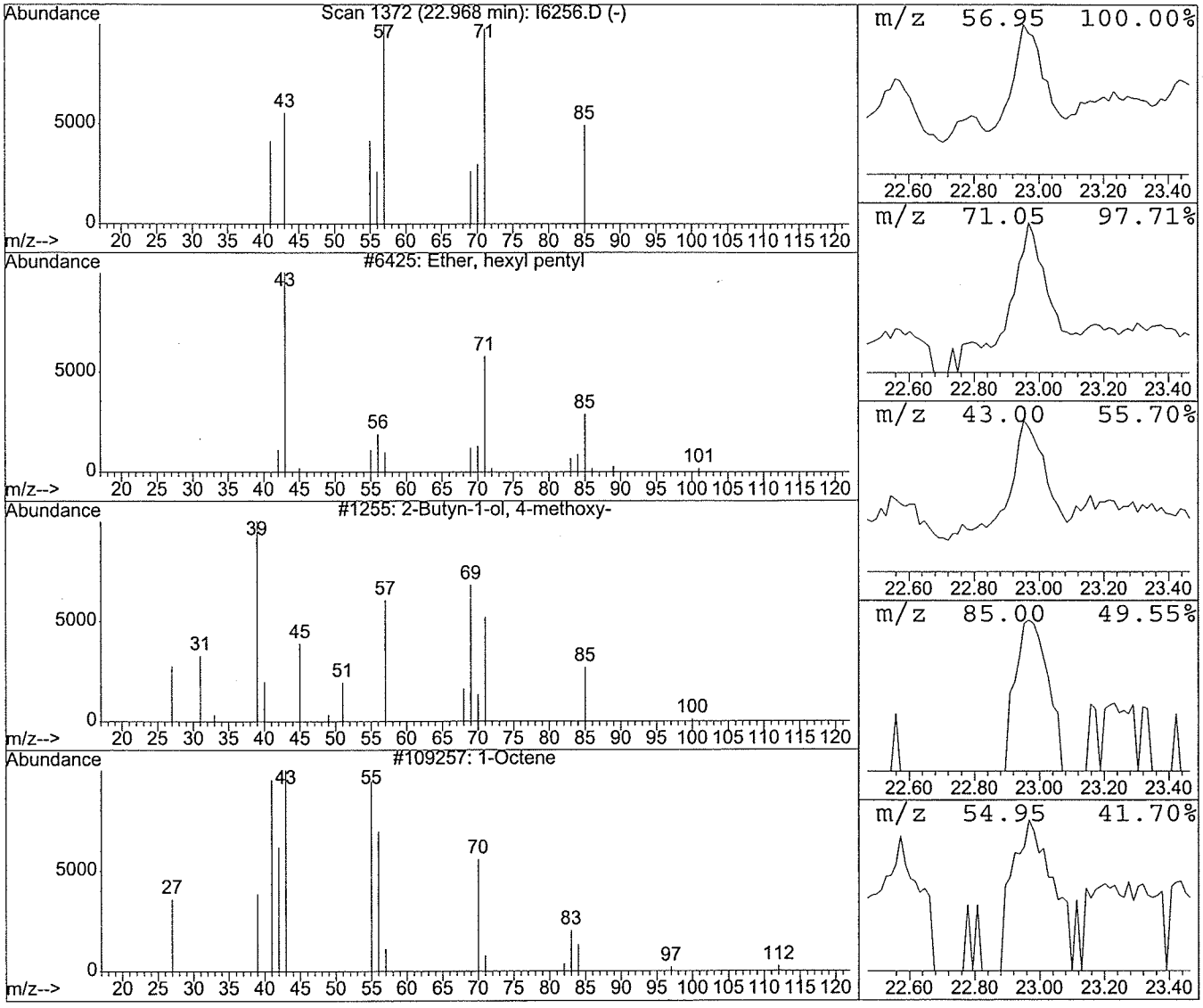

0148

Quantitation Report (QT Reviewed)

Data File : C:\HPCHEM\1\DATA\08-19-03\I6165.D Vial: 15
Acq On : 19 Aug 2003 20:30 Operator: DPEI
Sample : AISB-2B/14.5-15,07190-005,S,0.05g Inst : 5970 - In
Misc : WHITMAN/DEXTER_CHE,08/14/03,08/18/03 Multiplr: 1.00
MS Integration Params: rteint.p
Quant Time: Aug 20 15:37 2003 Quant Results File: IME0818.RES

Quant Method : C:\HPCHEM\1\METHODS\IME0818.M (RTE Integrator)
Title : VOLATILE ORGANICS BY EPA METHOD 8260B
Last Update : Mon Aug 18 14:16:59 2003
Response via : Initial Calibration
DataAcq Meth : VOAI

Internal Standards	R.T.	QIon	Response	Conc	Units	Dev(Min)
1) Pentafluorobenzene	9.37	168	382611	50.00	UG	-0.01
31) 1,4-Difluorobenzene	10.46	114	416039	50.00	UG	0.00
50) Chlorobenzene-d5	14.80	117	367672	50.00	UG	0.00
System Monitoring Compounds						
30) 1,2-Dichloroethane-d4	9.82	65	151905	45.54	UG	0.01
Spiked Amount 50.000	Range 36 - 115		Recovery = 91.08%			
41) Toluene-d8	12.64	98	383558	50.67	UG	0.00
Spiked Amount 50.000	Range 35 - 117		Recovery = 101.34%			
59) Bromofluorobenzene	16.60	95	237972	44.45	UG	0.02
Spiked Amount 50.000	Range 47 - 115		Recovery = 88.90%			

Target Compounds Qvalue

(#) = qualifier out of range (m) = manual integration

Quantitation Report

Data File : C:\HPCHEM\1\DATA\08-19-03\I6165.D Vial: 15
Acq On : 19 Aug 2003 20:30 Operator: DPEI
Sample : AISB-2B/14.5-15,07190-005,S,0.05g Inst : 5970 - In
Misc : WHITMAN/DEXTER_CHE,08/14/03,08/18/03 Multiplr: 1.00
MS Integration Params: rteint.p
Quant Time: Aug 20 15:37 2003 Quant Results File: IME0818.RES

Method : C:\HPCHEM\1\METHODS\IME0818.M (RTE Integrator)
Title : VOLATILE ORGANICS BY EPA METHOD 8260B
Last Update : Mon Aug 18 14:16:59 2003
Response via : Initial Calibration

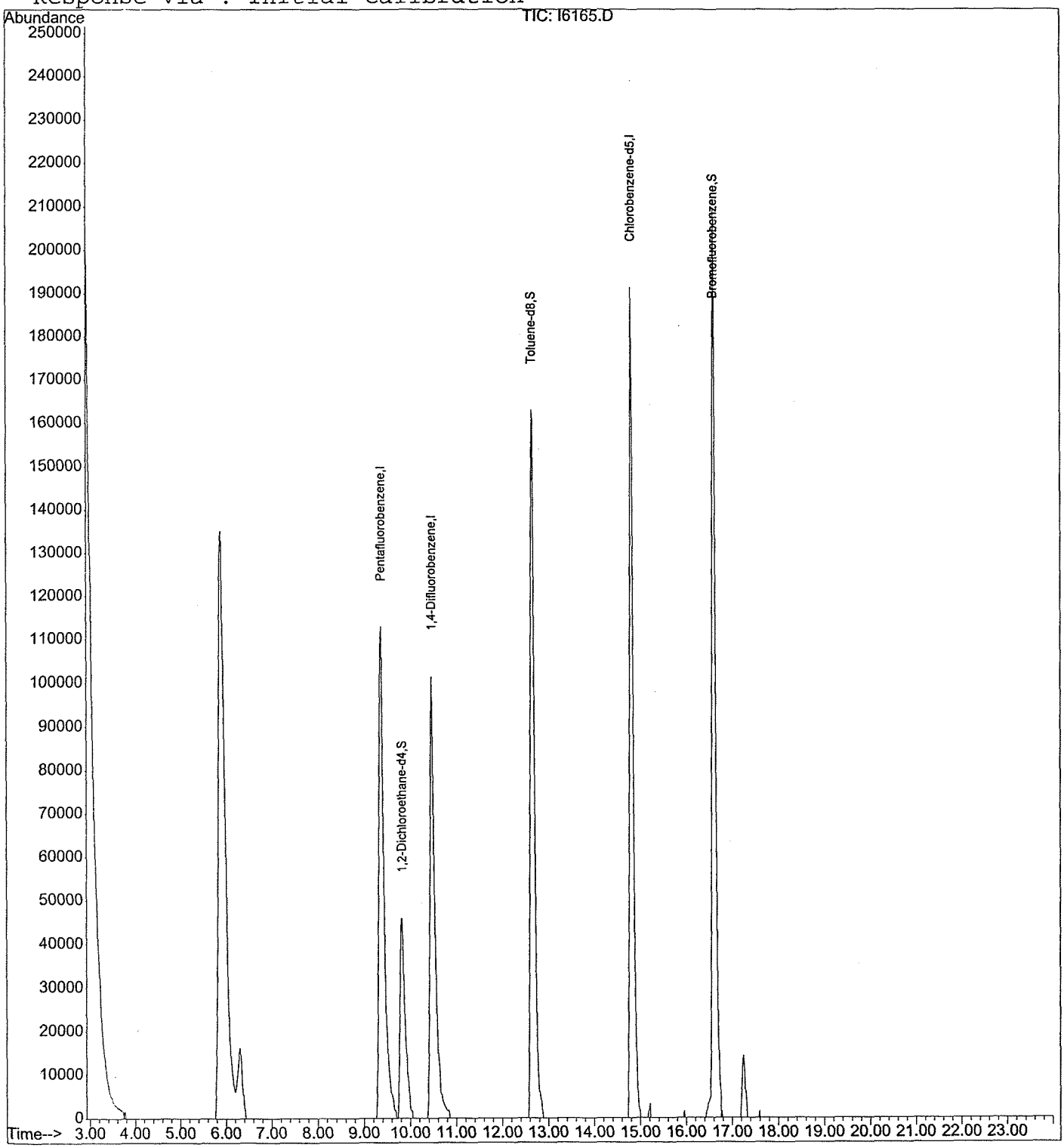

0150

LSC Area Percent Report

Data File : C:\HPCHEM\1\DATA\08-19-03\I6165.D Vial: 15
Acq On : 19 Aug 2003 20:30 Operator: DPEI
Sample : AISB-2B/14.5-15,07190-005,S,0.05g Inst : 5970 - In
Misc : WHITMAN/DEXTER_CHE,08/14/03,08/18/03 Multiplr: 1.00
MS Integration Params: LSCINT.P

Method : C:\HPCHEM\1\METHODS\IME0818.M (RTE Integrator)
Title : VOLATILE ORGANICS BY EPA METHOD 8260B
Smoothing : OFF Filtering: 9
Sampling : 1 Min Area: 3 % of largest Peak
Start Thrs: 0.5 Max Peaks: 100
Stop Thrs : 0.5 Peak Location: TOP

If leading or trailing edge < 50 prefer < Baseline drop else tangent >
Peak separation: 5

Signal : TIC

peak #	R.T. min	first scan	max scan	last scan	PK TY	peak height	corr. area	corr. % max.	% of total
1	5.889	195	204	226	rBV	135281	1398555	100.00%	21.035%
2	6.298	226	232	241	rVB2	16397	118382	8.46%	1.781%
3	9.366	435	442	462	rBV2	113007	874151	62.50%	13.148%
4	9.804	467	472	487	rBV2	45821	354564	25.35%	5.333%
5	10.461	511	517	541	rBV2	101486	740988	52.98%	11.145%
6	12.638	661	666	683	rBB	163065	988964	70.71%	14.875%
7	14.801	809	814	828	rBB	191469	1015459	72.61%	15.273%
8	16.597	931	937	948	rVB	209749	1089100	77.87%	16.381%
9	17.240	977	981	987	rBB	14316	68421	4.89%	1.029%

Sum of corrected areas: 6648584

I6165.D IME0818.M Wed Aug 20 15:40:26 2003 MSD_I

LSC Report - Integrated Chromatogram

File : C:\HPCHEM\1\DATA\08-19-03\I6165.D
Operator : DPEI
Acquired : 19 Aug 2003 20:30 using AcqMethod VOAI
Instrument : 5970 - In
Sample Name: AISB-2B/14.5-15,07190-005,S,0.05g
Misc Info : WHITMAN/DEXTER_CHE,08/14/03,08/18/03
Vial Number: 15
Quant File :IME0818.RES (RTE Integrator)

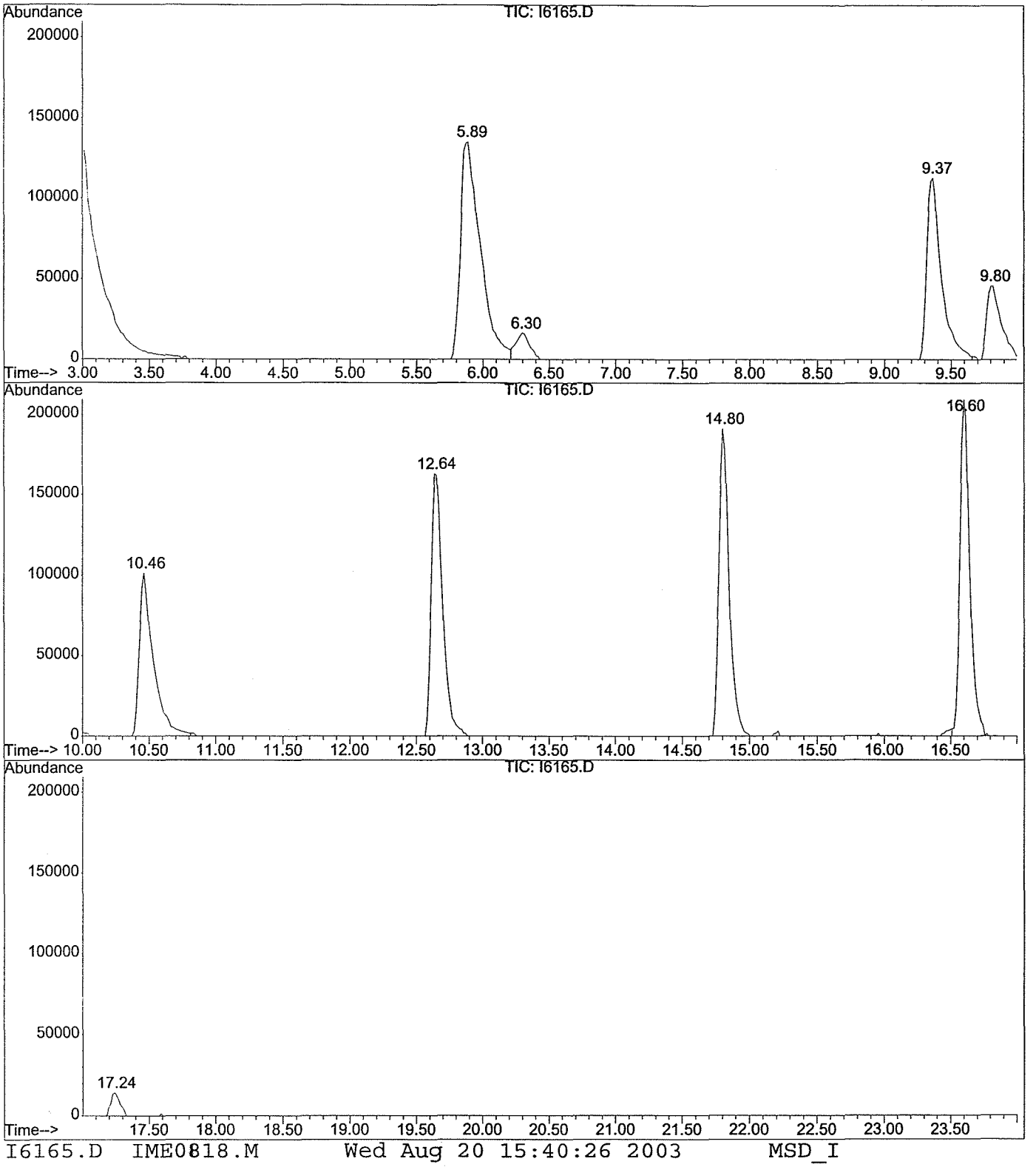

I6165.D IME0818.M Wed Aug 20 15:40:26 2003 MSD_I

Library Search Compound Report

Data File : C:\HPCHEM\1\DATA\08-19-03\I6165.D Vial: 15
Acq On : 19 Aug 2003 20:30 Operator: DPEI
Sample : AISB-2B/14.5-15,07190-005,S,0.05g Inst : 5970 - In
Misc : WHITMAN/DEXTER_CHE,08/14/03,08/18/03 Multiplr: 1.00
MS Integration Params: LSCINT.P

Quant Method : C:\HPCHEM\1\METHODS\IME0818.M (RTE Integrator)
Title : VOLATILE ORGANICS BY EPA METHOD 8260B
Library : C:\DATABASE\NIST98.L

****

Peak Number 1 Acetone Concentration Rank 1

R.T.	EstConc	Area	Relative to ISTD	R.T.
5.89	80.00 UG	1398560	Pentafluorobenzene	9.37

Hit# of 5	Tentative ID	MW	MolForm	CAS#	Qual
1	Acetone	58	C3H6O	000067-64-1	74
2	Acetone	58	C3H6O	000067-64-1	74
3	Acetone	58	C3H6O	000067-64-1	74
4	Acetone	58	C3H6O	000067-64-1	9

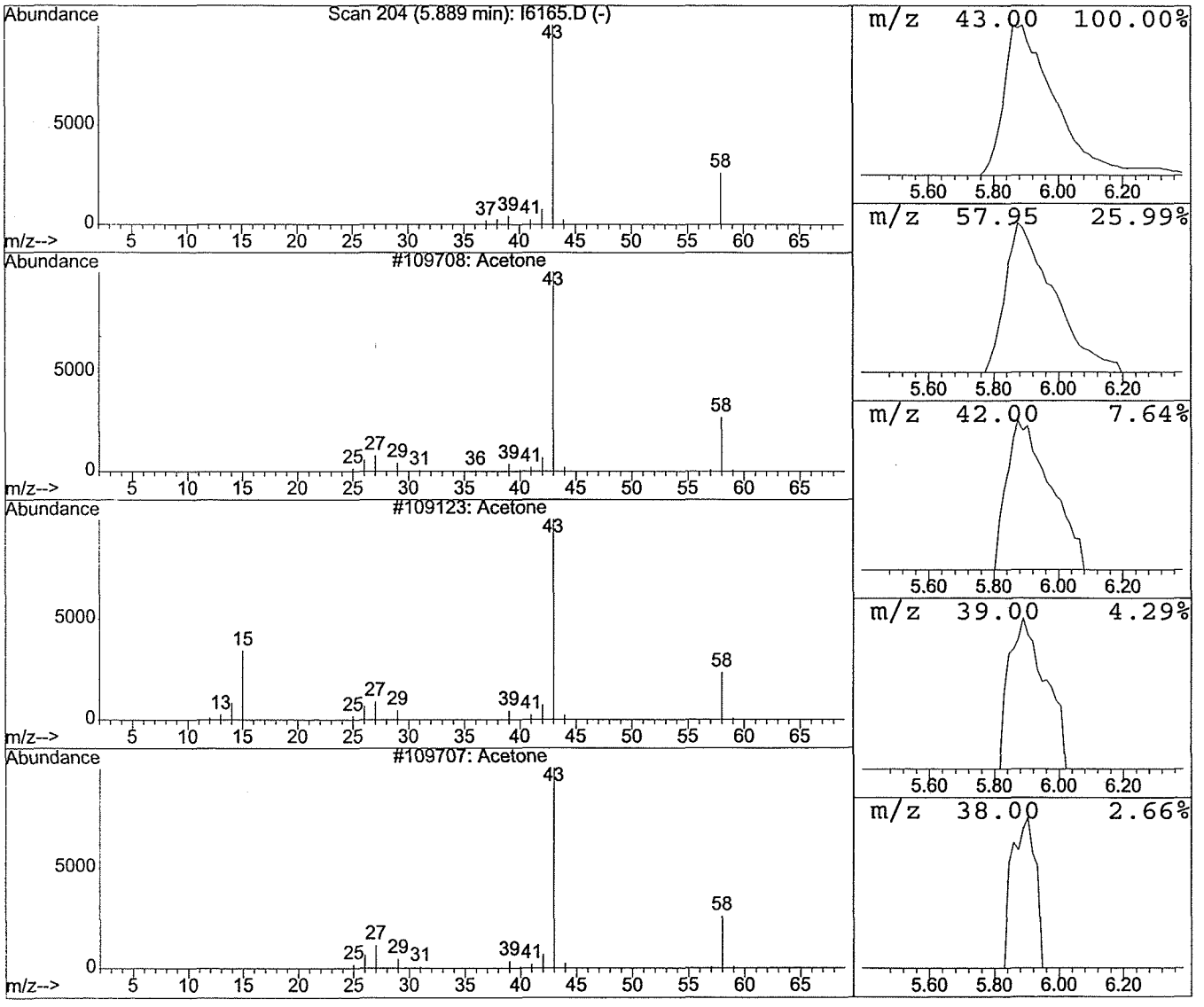

0153

Library Search Compound Report

Data File : C:\HPCHEM\1\DATA\08-19-03\I6165.D Vial: 15
Acq On : 19 Aug 2003 20:30 Operator: DPEI
Sample : AISB-2B/14.5-15,07190-005,S,0.05g Inst : 5970 - In
Misc : WHITMAN/DEXTER_CHE,08/14/03,08/18/03 Multiplr: 1.00
MS Integration Params: LSCINT.P

Quant Method : C:\HPCHEM\1\METHODS\IME0818.M (RTE Integrator)
Title : VOLATILE ORGANICS BY EPA METHOD 8260B
Library : C:\DATABASE\NIST98.L

****

Peak Number 2 Unknown Concentration Rank 2

R.T.	EstConc	Area	Relative to ISTD	R.T.
6.30	6.77 UG	118382	Pentafluorobenzene	9.37

Hit# of 5	Tentative ID	MW	MolForm	CAS#	Qual
1	Formamide	45	CH3NO	000075-12-7	2
2	Formamide	45	CH3NO	000075-12-7	2
3	Ethylamine	45	C2H7N	000075-04-7	1
4	Ethylamine	45	C2H7N	000075-04-7	1

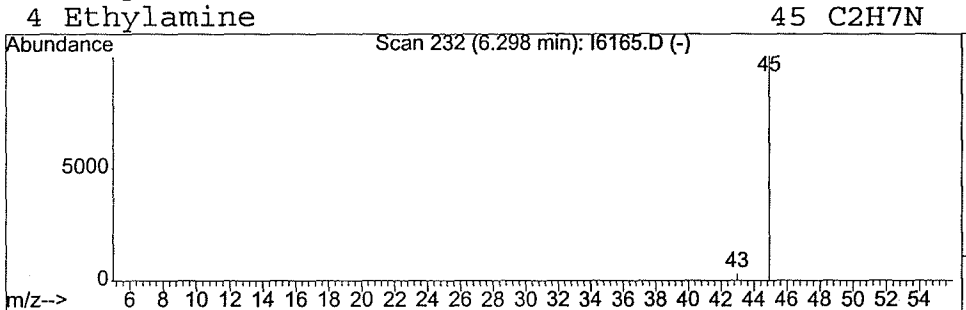

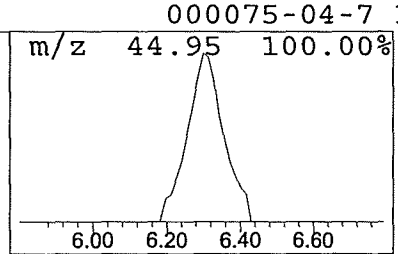

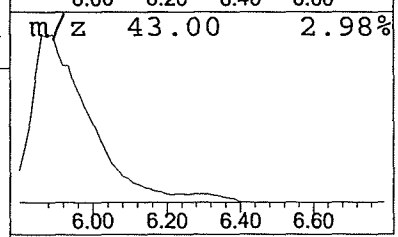

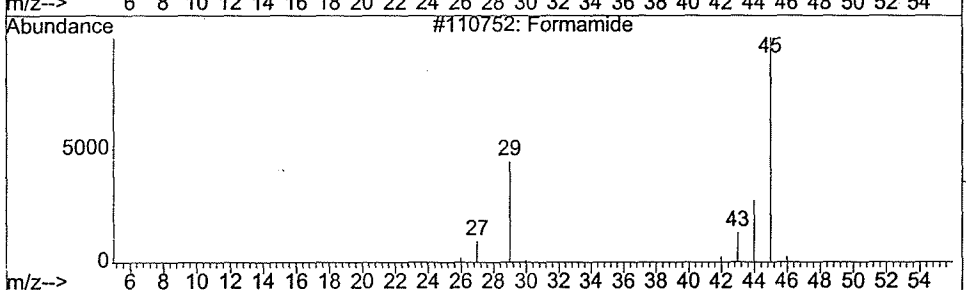

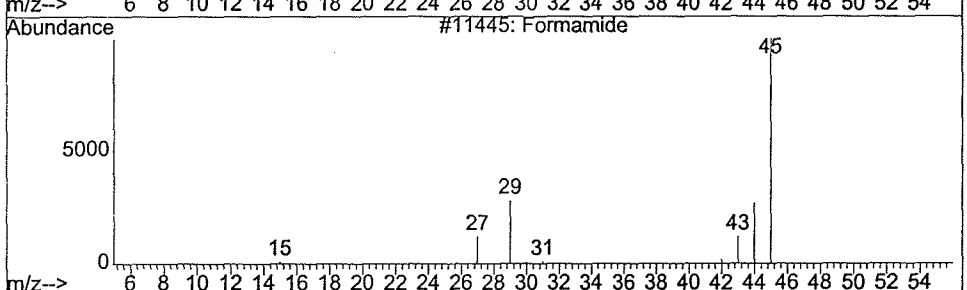

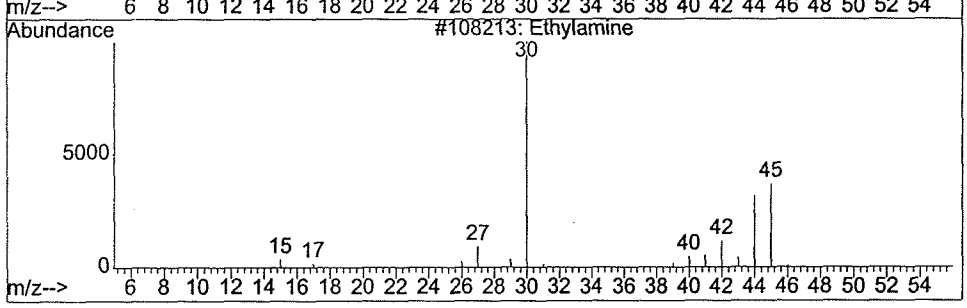

Quantitation Report (QT/LSC Reviewed)

Data File : C:\HPCHEM\1\DATA\08-23-03\I6242.D Vial: 5
Acq On : 23 Aug 2003 11:47 Operator: DPEI
Sample : AISB-3A/7.5-8,07190-006,S,0.05g Inst : 5970 - In
Misc : WHITMAN/DEXTER_CHE,08/14/03,08/18/03 Multiplr: 1.00
MS Integration Params: rteint.p
Quant Time: Aug 25 9:10 2003 Quant Results File: IME0818.RES

Quant Method : C:\HPCHEM\1\METHODS\IME0818.M (RTE Integrator)
Title : VOLATILE ORGANICS BY EPA METHOD 8260B
Last Update : Mon Aug 18 14:16:59 2003
Response via : Initial Calibration
DataAcq Meth : VOAI

Internal Standards	R.T.	QIon	Response	Conc	Units	Dev(Min)
1) Pentafluorobenzene	9.11	168	379296m	50.00	UG	-0.27
31) 1,4-Difluorobenzene	10.11	114	367838m	50.00	UG	-0.34
50) Chlorobenzene-d5	14.61	117	355579	50.00	UG	-0.19
System Monitoring Compounds						
30) 1,2-Dichloroethane-d4	9.51	65	174040m	52.63	UG	-0.30
Spiked Amount 50.000	Range 36 - 115		Recovery = 105.26%			
41) Toluene-d8	12.31	98	383590m	57.32	UG	-0.33
Spiked Amount 50.000	Range 35 - 117		Recovery = 114.64%			
59) Bromofluorobenzene	16.47	95	288807m	55.77	UG	-0.11
Spiked Amount 50.000	Range 47 - 115		Recovery = 111.54%			
Target Compounds						Qvalue
53) Ethylbenzene	14.82	91	446910	56.60	UG	99
54) m,p-Xylene	14.99	106	651980	215.58	UG	95
55) o-Xylene	15.64	106	224115	75.68	UG	95
70) 1,3-Dichlorobenzene	18.12	146	59935m	16.13	UG	
72) 1,4-Dichlorobenzene	18.24	146	423357	96.30	UG	# 86
74) 1,2-Dichlorobenzene	18.73	146	232380m	52.86	UG	
78) Naphthalene	21.47	128	174295	62.40	UG	99

(#) = qualifier out of range (m) = manual integration

Quantitation Report

Data File : C:\HPCHEM\1\DATA\08-23-03\I6242.D Vial: 5
Acq On : 23 Aug 2003 11:47 Operator: DPEI
Sample : AISB-3A/7.5-8,07190-006,S,0.05g Inst : 5970 - In
Misc : WHITMAN/DEXTER_CHE,08/14/03,08/18/03 Multiplr: 1.00
MS Integration Params: rteint.p
Quant Time: Aug 25 9:10 2003 Quant Results File: IME0818.RES

Method : C:\HPCHEM\1\METHODS\IME0818.M (RTE Integrator)
Title : VOLATILE ORGANICS BY EPA METHOD 8260B
Last Update : Mon Aug 18 14:16:59 2003
Response via : Initial Calibration

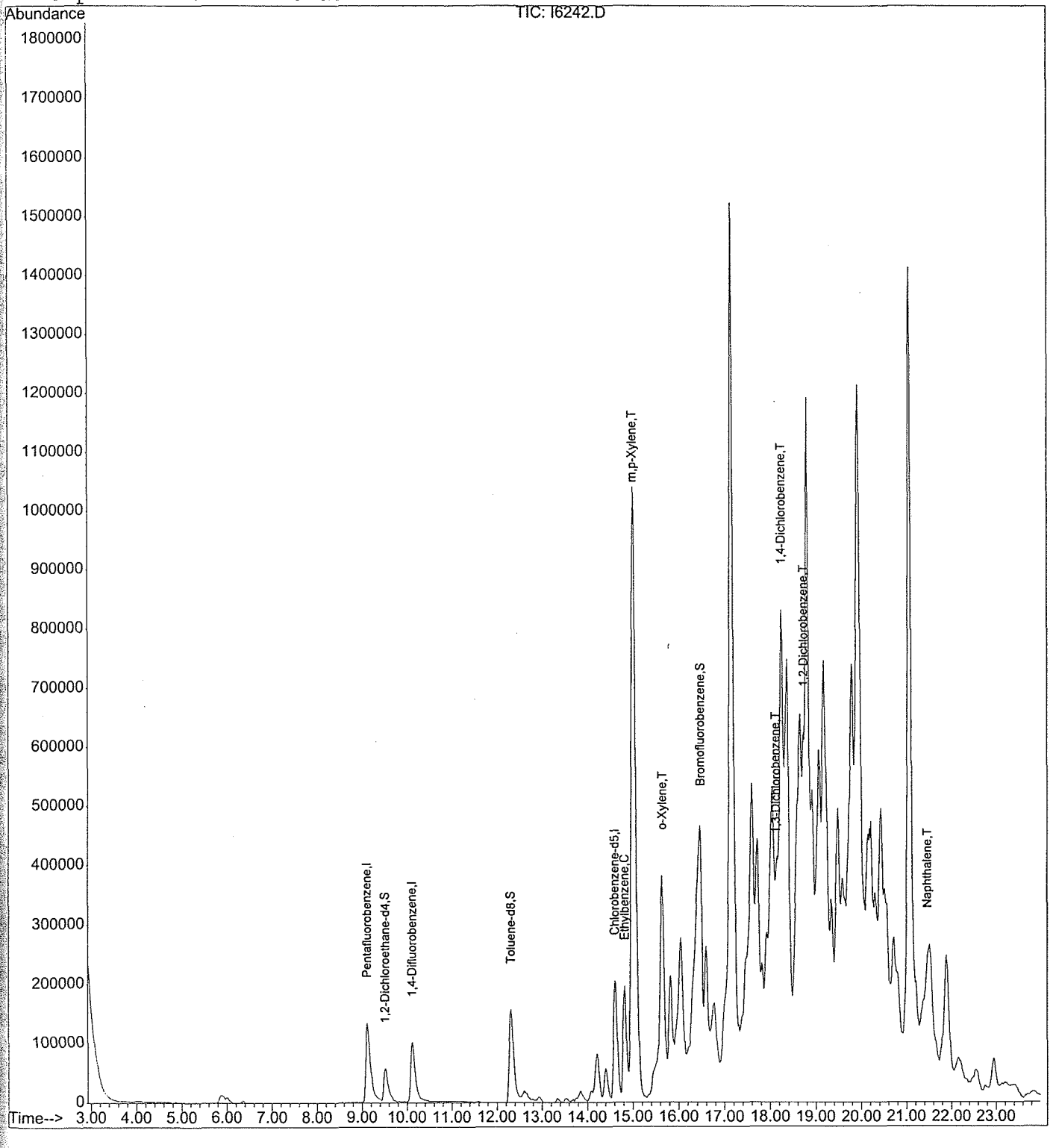

LSC Area Percent Report

Data File : C:\HPCHEM\1\DATA\08-23-03\I6242.D Vial: 5
Acq On : 23 Aug 2003 11:47 Operator: DPEI
Sample : AISB-3A/7.5-8,07190-006,S,0.05g Inst : 5970 - In
Misc : WHITMAN/DEXTER_CHE,08/14/03,08/18/03 Multiplr: 1.00
MS Integration Params: LSCINT.P

Method : C:\HPCHEM\1\METHODS\IME0818.M (RTE Integrator)
Title : VOLATILE ORGANICS BY EPA METHOD 8260B
Smoothing : OFF Filtering: 9
Sampling : 1 Min Area: 3 % of largest Peak
Start Thrs: 0.5 Max Peaks: 100
Stop Thrs : 0.5 Peak Location: TOP

If leading or trailing edge < 50 prefer < Baseline drop else tangent >
Peak separation: 5

Signal : TIC

peak #	R.T. min	first scan	max scan	last scan	PK TY	peak height	corr. area	corr. % max.	% of total
1	5.889	197	204	209	rBV	13134	99029	1.08%	0.142%
2	9.108	413	419	440	rBV	133262	974119	10.66%	1.397%
3	9.510	440	445	462	rVB2	56342	395256	4.33%	0.567%
4	10.111	478	484	506	rBV	100029	713680	7.81%	1.023%
5	12.312	621	627	640	rBV2	157232	1075074	11.77%	1.541%
6	13.851	721	727	736	rVB3	18146	117049	1.28%	0.168%
7	14.205	744	750	758	rVB2	73889	456133	4.99%	0.654%
8	14.406	758	763	771	rVB	50109	256564	2.81%	0.368%
9	14.606	771	776	785	rBV	197677	1137243	12.45%	1.630%
10	14.821	785	790	796	rBV	180744	947390	10.37%	1.358%
11	15.005	796	802	818	rVB2	1030830	6796728	74.39%	9.744%
12	15.637	825	843	850	rBV2	370816	2810732	30.76%	4.030%
13	15.823	850	855	860	rBV2	142106	693345	7.59%	0.994%
14	16.037	864	869	877	rVB3	197362	1162495	12.72%	1.667%
15	16.455	881	896	902	rBV6	373881	3612936	39.54%	5.180%
16	16.592	902	905	911	rVB	144396	596545	6.53%	0.855%
17	17.148	925	941	953	rBV	1457204	9137149	100.00%	13.099%
18	17.581	965	969	974	rBV2	261382	1295325	14.18%	1.857%
19	17.704	974	977	982	rVB	225427	936819	10.25%	1.343%
20	17.920	987	991	993	rBV3	96034	388665	4.25%	0.557%
21	18.043	993	999	1003	rBV6	254906	1440101	15.76%	2.065%
22	18.242	1008	1012	1016	rBV2	405435	1780720	19.49%	2.553%
23	18.654	1028	1039	1041	rBV4	476862	3474382	38.02%	4.981%
24	18.804	1045	1049	1054	rVB	723018	3054685	33.43%	4.379%
25	19.064	1061	1066	1069	rBV	240574	1091461	11.95%	1.565%
26	19.169	1069	1073	1082	rVB3	457334	2729383	29.87%	3.913%
27	19.339	1082	1084	1088	rVB2	107386	320459	3.51%	0.459%
28	19.478	1088	1093	1097	rBV2	260112	1310979	14.35%	1.879%
29	19.784	1105	1113	1117	rBV2	410391	2467678	27.01%	3.538%
30	19.920	1117	1122	1133	rVB	891262	5308828	58.10%	7.611%
31	20.148	1133	1137	1138	rBV2	128753	441792	4.84%	0.633%

32	20.428	1151	1155	1159	rBV3	188163	838336	9.18%	1.202%
33	20.721	1170	1174	1178	rBV2	77360	326783	3.58%	0.468%
34	21.057	1187	1196	1211	rBV2	1298754	7585056	83.01%	10.874%
35	21.515	1220	1226	1240	rVB3	197255	1836315	20.10%	2.633%
36	21.883	1240	1250	1261	rVB4	196131	1496619	16.38%	2.146%
37	22.546	1284	1293	1303	rVB5	35922	340027	3.72%	0.487%
38	22.948	1312	1319	1327	rVV	50074	306145	3.35%	0.439%

Sum of corrected areas: 69752025

I6242.D IME0818.M Mon Aug 25 09:11:21 2003 MSD_I

LSC Report - Integrated Chromatogram

File : C:\HPCHEM\1\DATA\08-23-03\I6242.D
Operator : DPEI
Acquired : 23 Aug 2003 11:47 using AcqMethod VOAI
Instrument : 5970 - In
Sample Name: AISB-3A/7.5-8,07190-006,S,0.05g
Misc Info : WHITMAN/DEXTER_CHE,08/14/03,08/18/03
Vial Number: 5
Quant File :IME0818.RES (RTE Integrator)

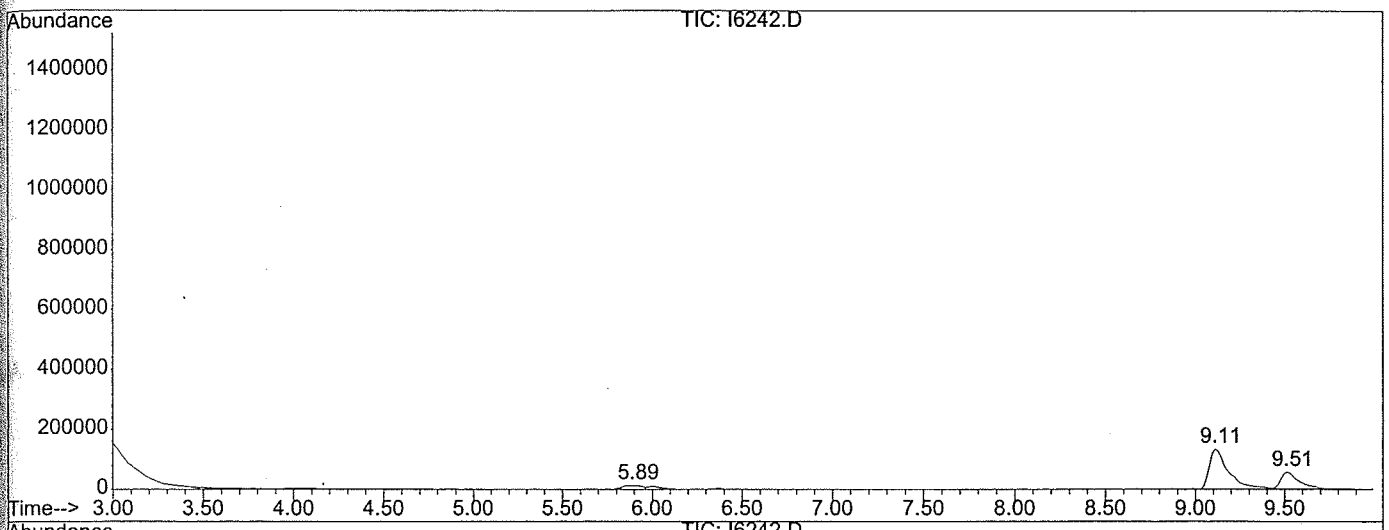

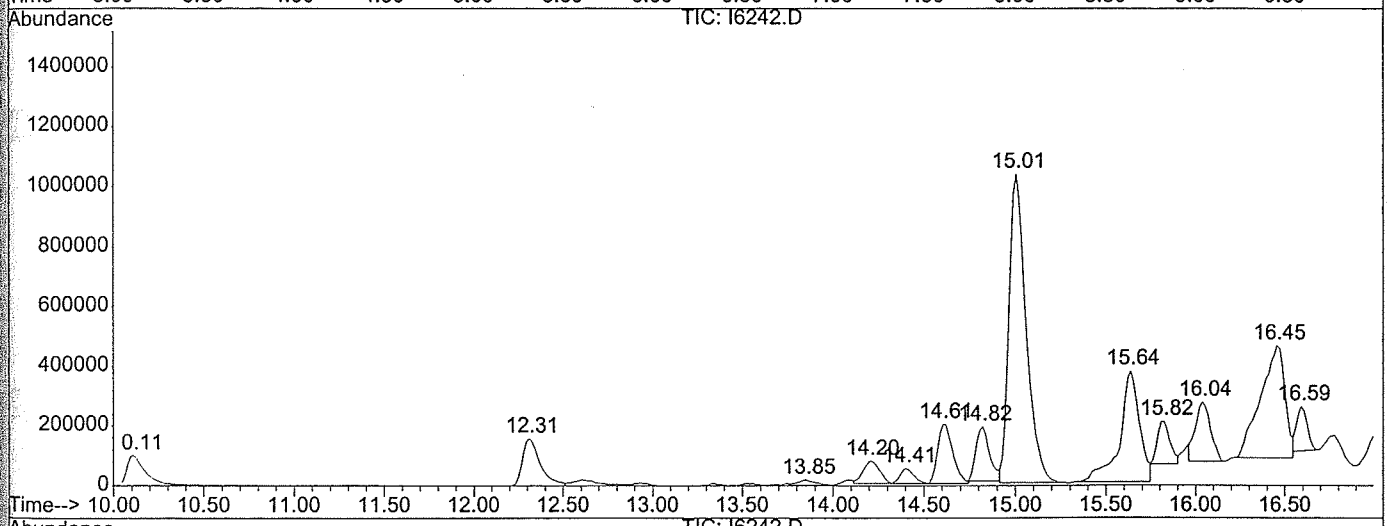

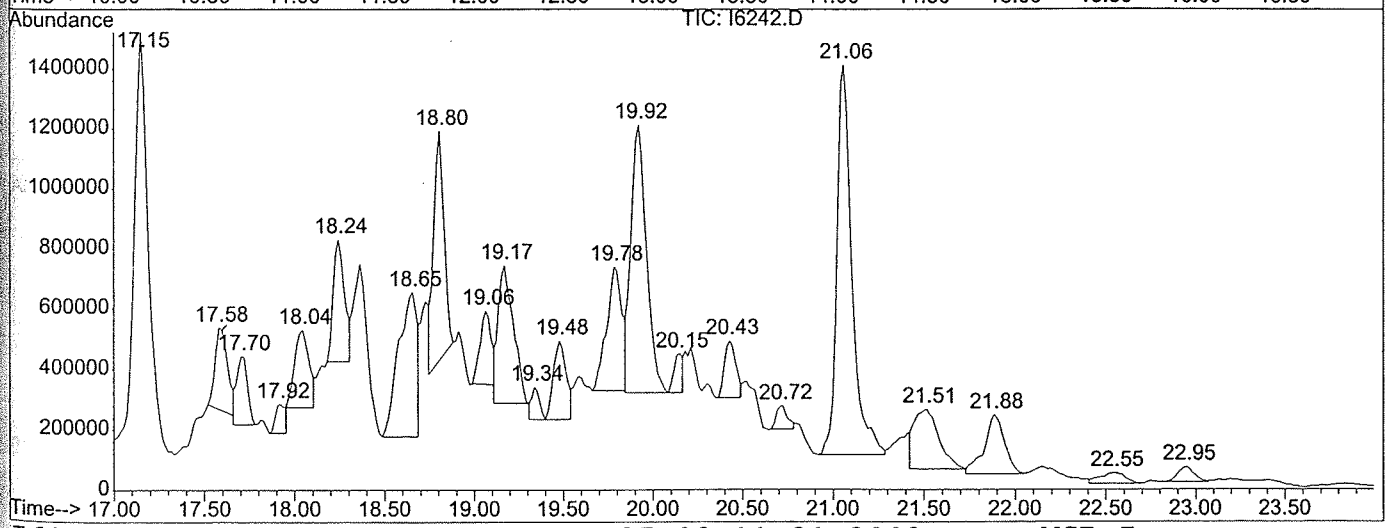

I6242.D IME0818.M Mon Aug 25 09:11:21 2003 MSD_I

Library Search Compound Report

Data File : C:\HPCHEM\1\DATA\08-23-03\I6242.D Vial: 5
Acq On : 23 Aug 2003 11:47 Operator: DPEI
Sample : AISB-3A/7.5-8,07190-006,S,0.05g Inst : 5970 - In
Misc : WHITMAN/DEXTER_CHE,08/14/03,08/18/03 Multiplr: 1.00
MS Integration Params: LSCINT.P

Quant Method : C:\HPCHEM\1\METHODS\IME0818.M (RTE Integrator)
Title : VOLATILE ORGANICS BY EPA METHOD 8260B
Library : C:\DATABASE\NIST98.L

****

Peak Number 1 Unknown alkane Concentration Rank 1

R.T.	EstConc	Area	Relative to ISTD	R.T.
17.15	401.72 UG	9137150	Chlorobenzene-d5	14.61

Hit# of 5	Tentative ID	MW	MolForm	CAS#	Qual
1	Decane	142	C10H22	000124-18-5	95
2	Decane	142	C10H22	000124-18-5	87
3	Tetradecane, 1-chloro-	232	C14H29Cl	002425-54-9	86
4	Heptane, 2,6-dimethyl-	128	C9H20	001072-05-5	80

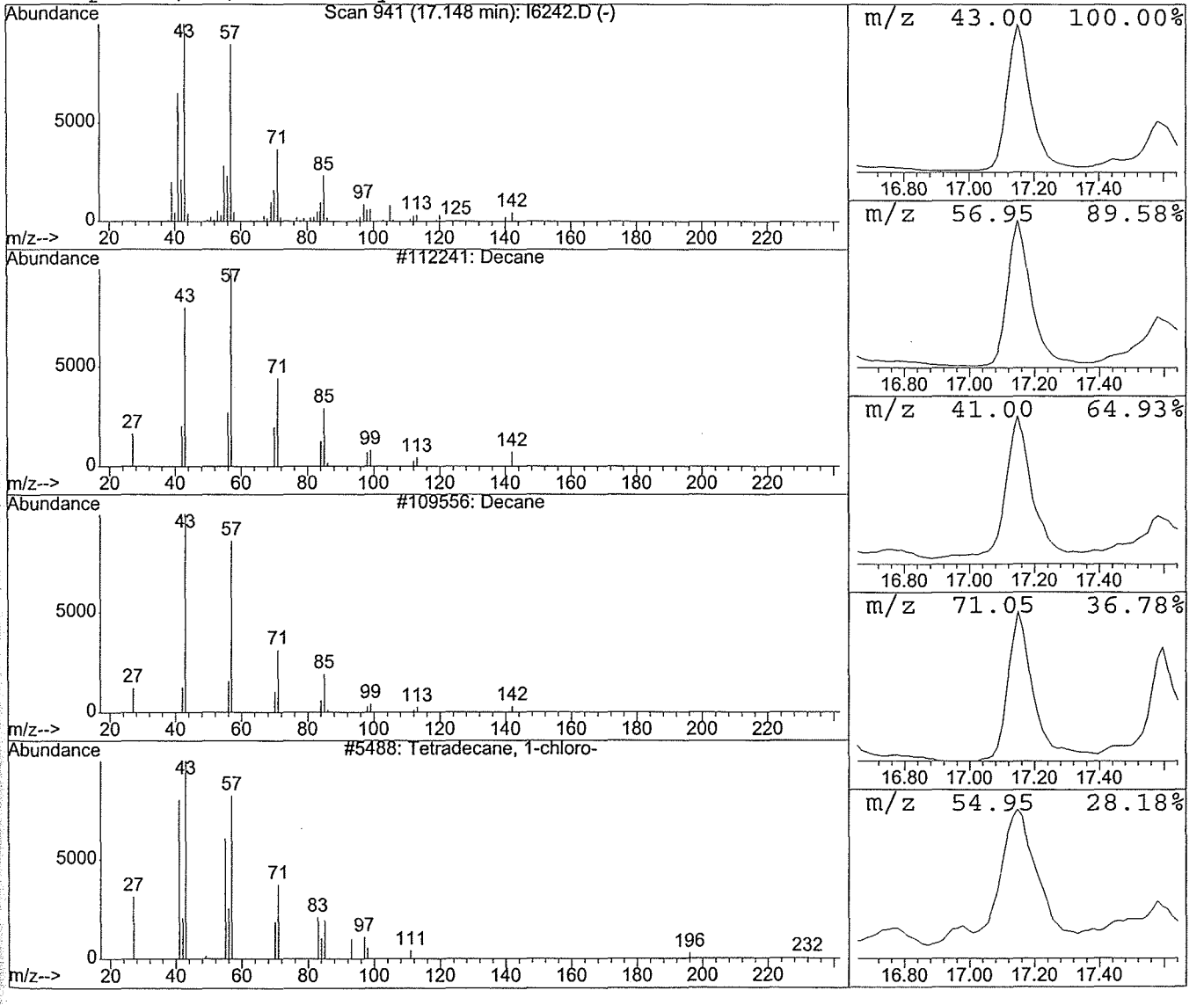

Library Search Compound Report

Data File : C:\HPCHEM\1\DATA\08-23-03\I6242.D Vial: 5
Acq On : 23 Aug 2003 11:47 Operator: DPEI
Sample : AISB-3A/7.5-8,07190-006,S,0.05g Inst : 5970 - In
Misc : WHITMAN/DEXTER_CHE,08/14/03,08/18/03 Multiplr: 1.00
MS Integration Params: LSCINT.P

Quant Method : C:\HPCHEM\1\METHODS\IME0818.M (RTE Integrator)
Title : VOLATILE ORGANICS BY EPA METHOD 8260B
Library : C:\DATABASE\NIST98.L

****

Peak Number 2 Unknown alkane Concentration Rank 9

R.T.	EstConc	Area	Relative to ISTD	R.T.
18.04	63.32 UG	1440100	Chlorobenzene-d5	14.61

Hit# of 5	Tentative ID	MW	MolForm	CAS#	Qual
1	Cyclohexane, butyl-	140	C10H20	001678-93-9	58
2	Cyclohexane, butyl-	140	C10H20	001678-93-9	52
3	Cyclohexane, (2-methylpropyl)-	140	C10H20	001678-98-4	52
4	Cyclohexane, hexyl-	168	C12H24	004292-75-5	50

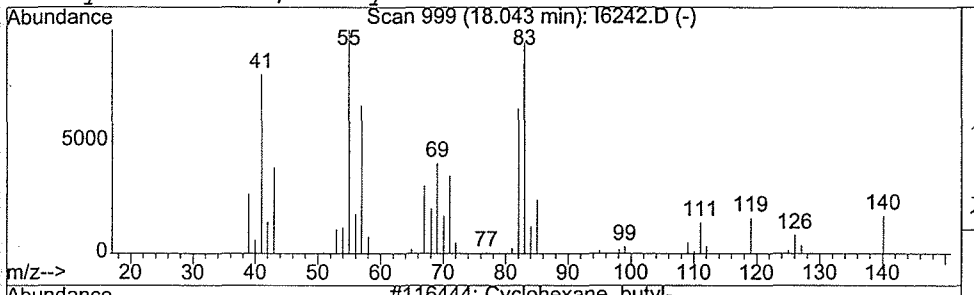

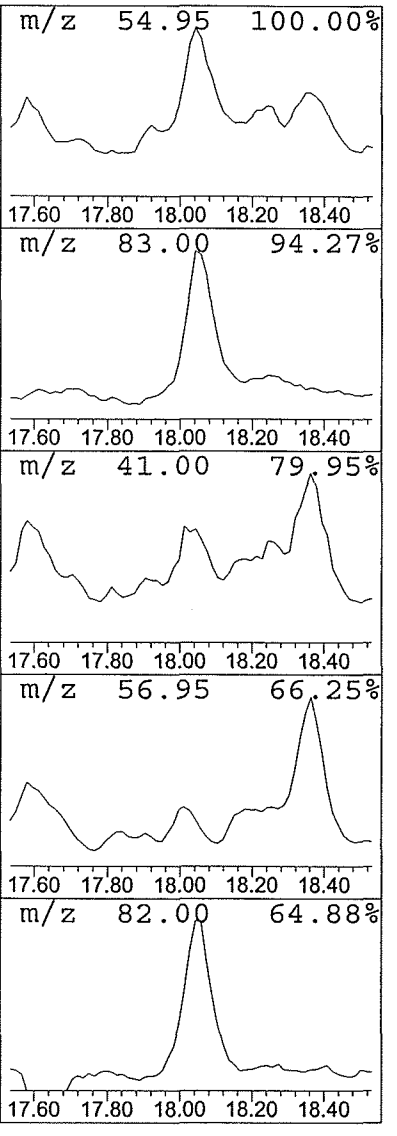

0161

Library Search Compound Report

Data File : C:\HPCHEM\1\DATA\08-23-03\I6242.D Vial: 5
Acq On : 23 Aug 2003 11:47 Operator: DPEI
Sample : AISB-3A/7.5-8,07190-006,S,0.05g Inst : 5970 - In
Misc : WHITMAN/DEXTER_CHE,08/14/03,08/18/03 Multiplr: 1.00
MS Integration Params: LSCINT.P

Quant Method : C:\HPCHEM\1\METHODS\IME0818.M (RTE Integrator)
Title : VOLATILE ORGANICS BY EPA METHOD 8260B
Library : C:\DATABASE\NIST98.L

****

Peak Number 3 Substituted benzene Concentration Rank 4

R.T.	EstConc	Area	Relative to ISTD	R.T.
18.65	152.76 UG	3474380	Chlorobenzene-d5	14.61

Hit# of 5	Tentative ID	MW	MolForm	CAS#	Qual
1	Benzene, 1,3-diethyl-	134	C10H14	000141-93-5	95
2	Benzene, 1,3-diethyl-	134	C10H14	000141-93-5	95
3	Benzene, 1,2-diethyl-	134	C10H14	000135-01-3	94
4	Benzene, 1,4-diethyl-	134	C10H14	000105-05-5	94

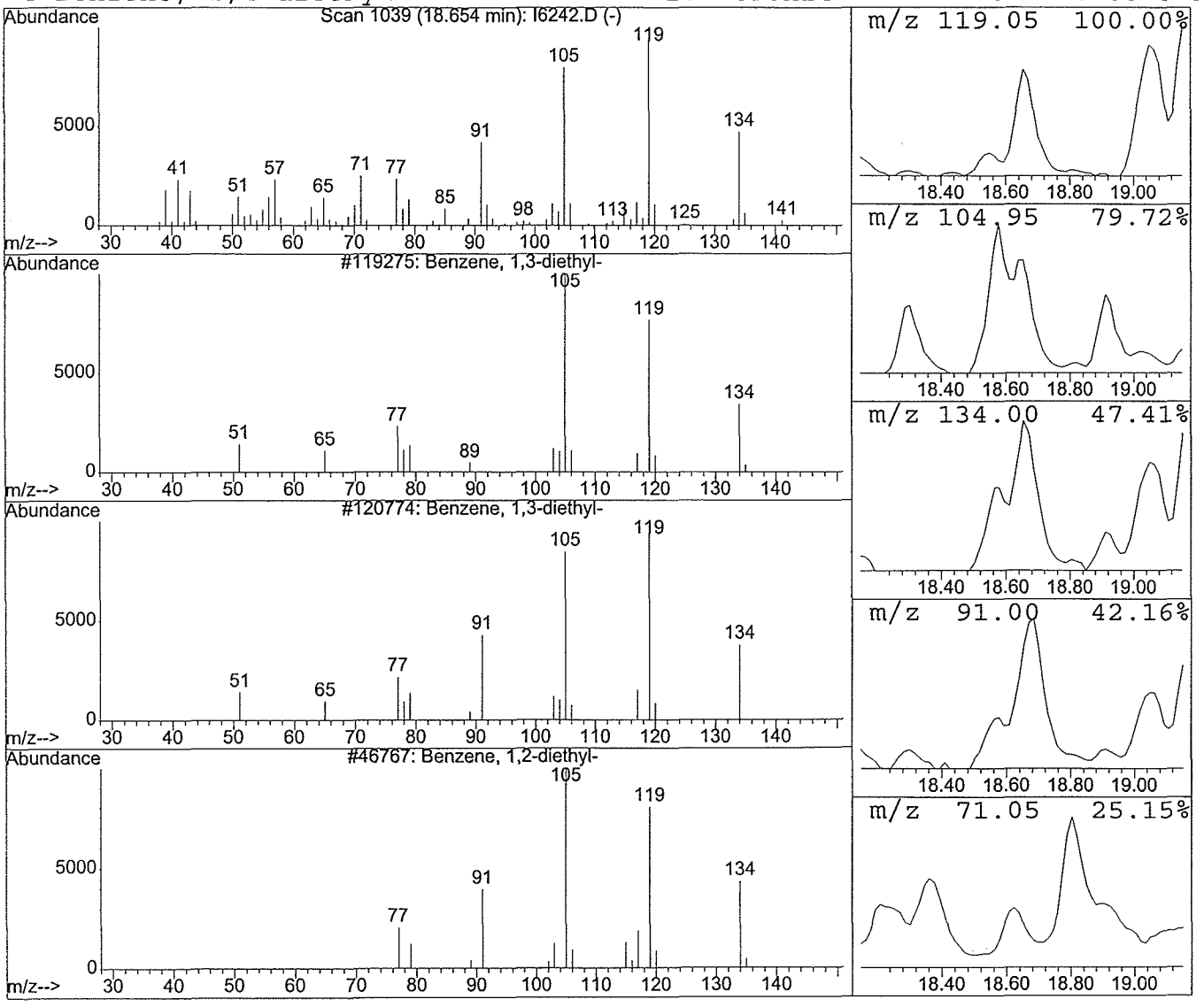

0162

Library Search Compound Report

Data File : C:\HPCHEM\1\DATA\08-23-03\I6242.D Vial: 5
Acq On : 23 Aug 2003 11:47 Operator: DPEI
Sample : AISB-3A/7.5-8,07190-006,S,0.05g Inst : 5970 - In
Misc : WHITMAN/DEXTER_CHE,08/14/03,08/18/03 Multiplr: 1.00
MS Integration Params: LSCINT.P

Quant Method : C:\HPCHEM\1\METHODS\IME0818.M (RTE Integrator)
Title : VOLATILE ORGANICS BY EPA METHOD 8260B
Library : C:\DATABASE\NIST98.L

****

Peak Number 4 Unknown alkane Concentration Rank 5

R.T.	EstConc	Area	Relative to ISTD	R.T.
18.80	134.30 UG	3054690	Chlorobenzene-d5	14.61

Hit# of 5	Tentative ID	MW	MolForm	CAS#	Qual
1	Undecane	156	C11H24	001120-21-4	93
2	Undecane	156	C11H24	001120-21-4	91
3	Undecane	156	C11H24	001120-21-4	87
4	Undecane	156	C11H24	001120-21-4	87

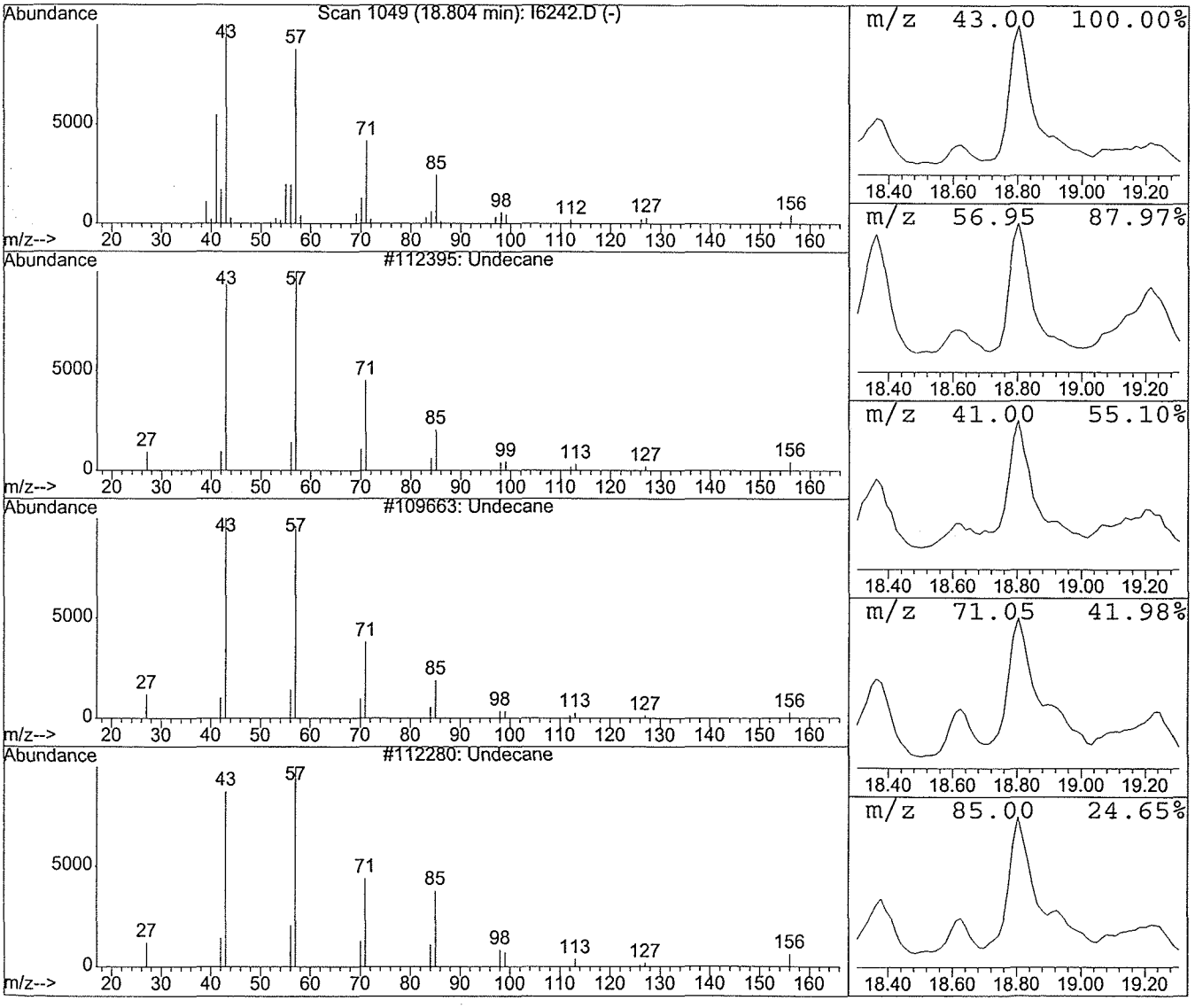

0163

Library Search Compound Report

Data File : C:\HPCHEM\1\DATA\08-23-03\I6242.D Vial: 5
Acq On : 23 Aug 2003 11:47 Operator: DPEI
Sample : AISB-3A/7.5-8,07190-006,S,0.05g Inst : 5970 - In
Misc : WHITMAN/DEXTER_CHE,08/14/03,08/18/03 Multiplr: 1.00
MS Integration Params: LSCINT.P

Quant Method : C:\HPCHEM\1\METHODS\IME0818.M (RTE Integrator)
Title : VOLATILE ORGANICS BY EPA METHOD 8260B
Library : C:\DATABASE\NIST98.L

****

Peak Number 5 Substituted benzene Concentration Rank 6

R.T.	EstConc	Area	Relative to ISTD	R.T.
19.17	120.00 UG	2729380	Chlorobenzene-d5	14.61

Hit# of 5	Tentative ID	MW	MolForm	CAS#	Qual
1	Benzene, 2-ethyl-1,4-dimethyl-	134	C10H14	001758-88-9	95
2	Benzene, 4-ethyl-1,2-dimethyl-	134	C10H14	000934-80-5	95
3	Benzene, 1-ethyl-2,3-dimethyl-	134	C10H14	000933-98-2	95
4	Benzene, 2-ethyl-1,4-dimethyl-	134	C10H14	001758-88-9	94

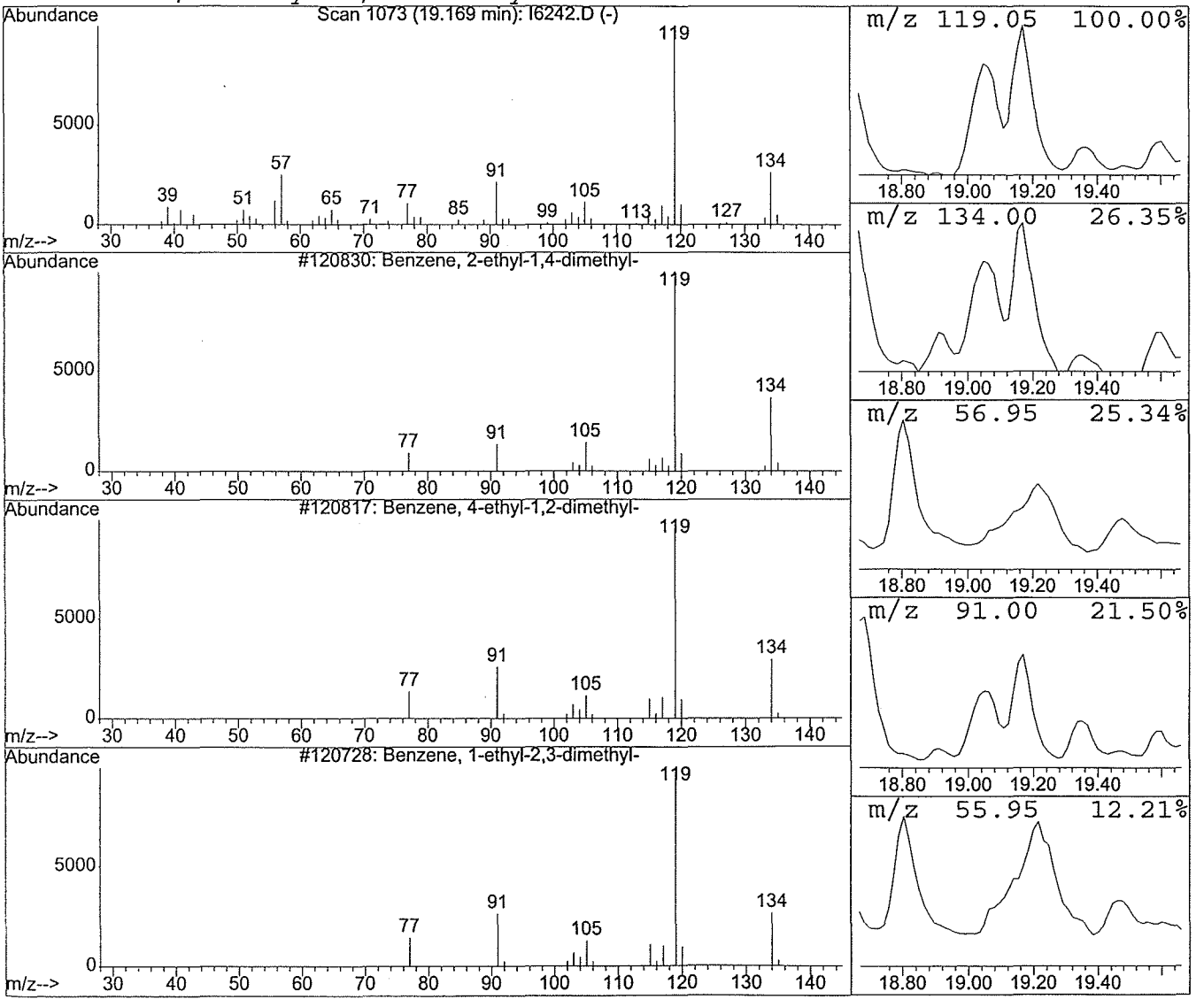

Library Search Compound Report

Data File : C:\HPCHEM\1\DATA\08-23-03\I6242.D Vial: 5
Acq On : 23 Aug 2003 11:47 Operator: DPEI
Sample : AISB-3A/7.5-8,07190-006,S,0.05g Inst : 5970 - In
Misc : WHITMAN/DEXTER_CHE,08/14/03,08/18/03 Multiplr: 1.00
MS Integration Params: LSCINT.P

Quant Method : C:\HPCHEM\1\METHODS\IME0818.M (RTE Integrator)
Title : VOLATILE ORGANICS BY EPA METHOD 8260B
Library : C:\DATABASE\NIST98.L

****

Peak Number 6 Unknown alkane Concentration Rank 10

R.T.	EstConc	Area	Relative to ISTD	R.T.
19.48	57.64 UG	1310980	Chlorobenzene-d5	14.61

Hit# of 5	Tentative ID	MW	MolForm	CAS#	Qual
1	Hexadecane, 1-chloro-	260	C16H33Cl	004860-03-1	78
2	Octadecane, 1-chloro-	288	C18H37Cl	003386-33-2	72
3	Tritetracontane	605	C43H88	007098-21-7	72
4	Tetratetracontane	619	C44H90	007098-22-8	72

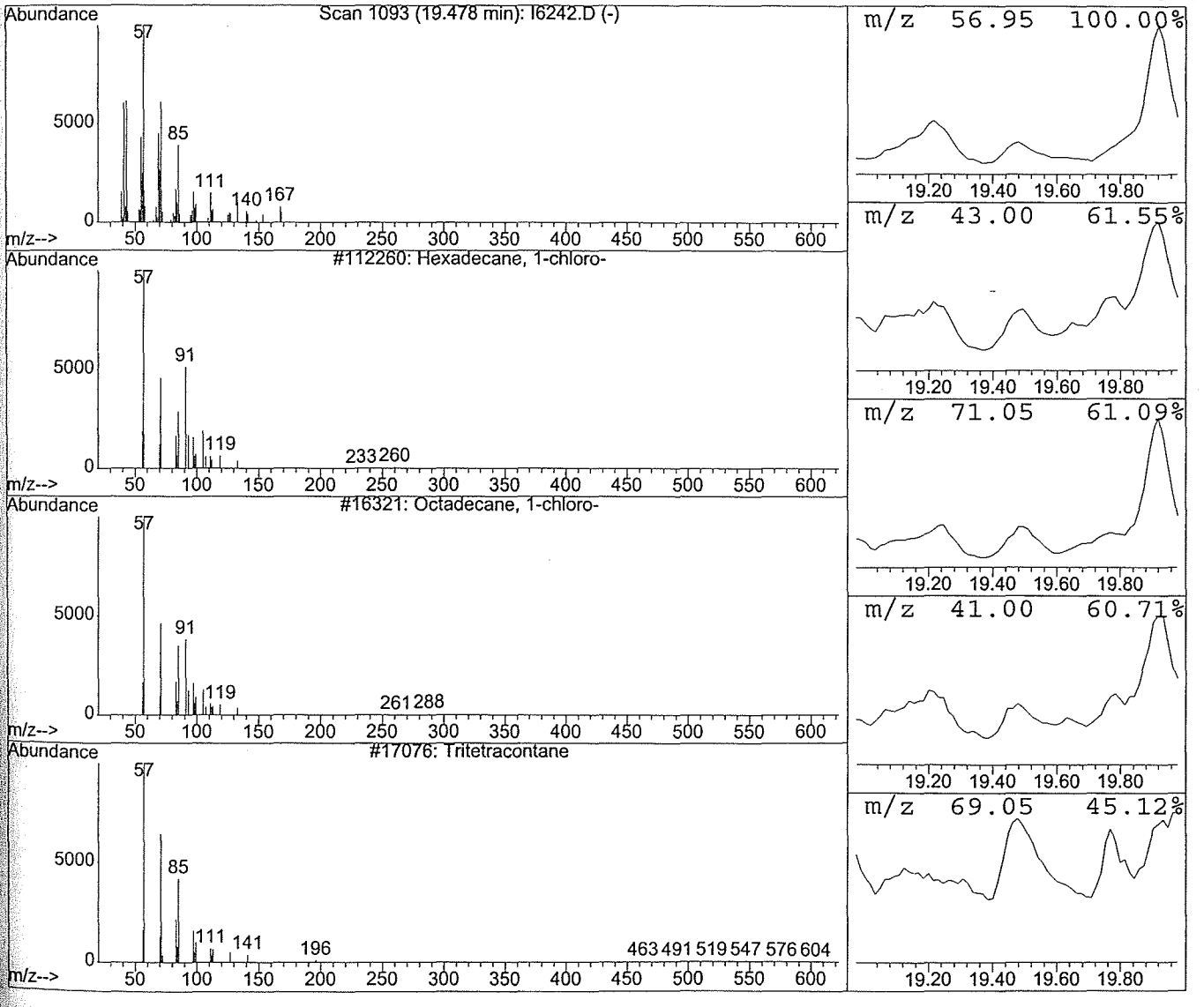

Library Search Compound Report

Data File : C:\HPCHEM\1\DATA\08-23-03\I6242.D Vial: 5
Acq On : 23 Aug 2003 11:47 Operator: DPEI
Sample : AISB-3A/7.5-8,07190-006,S,0.05g Inst : 5970 - In
Misc : WHITMAN/DEXTER_CHE,08/14/03,08/18/03 Multiplr: 1.00
MS Integration Params: LSCINT.P

Quant Method : C:\HPCHEM\1\METHODS\IME0818.M (RTE Integrator)
Title : VOLATILE ORGANICS BY EPA METHOD 8260B
Library : C:\DATABASE\NIST98.L

****

Peak Number 7 Substituted benzene Concentration Rank 7

R.T.	EstConc	Area	Relative to ISTD	R.T.
19.78	108.49 UG	2467680	Chlorobenzene-d5	14.61

Hit# of 5	Tentative ID	MW	MolForm	CAS#	Qual
1	Benzene, 1,2,4,5-tetramethyl-	134	C10H14	000095-93-2	89
2	Benzene, 1-ethyl-3,5-dimethyl-	134	C10H14	000934-74-7	76
3	Benzene, 1,2,3,4-tetramethyl-	134	C10H14	000488-23-3	76
4	Benzene, 1,2,3,5-tetramethyl-	134	C10H14	000527-53-7	76

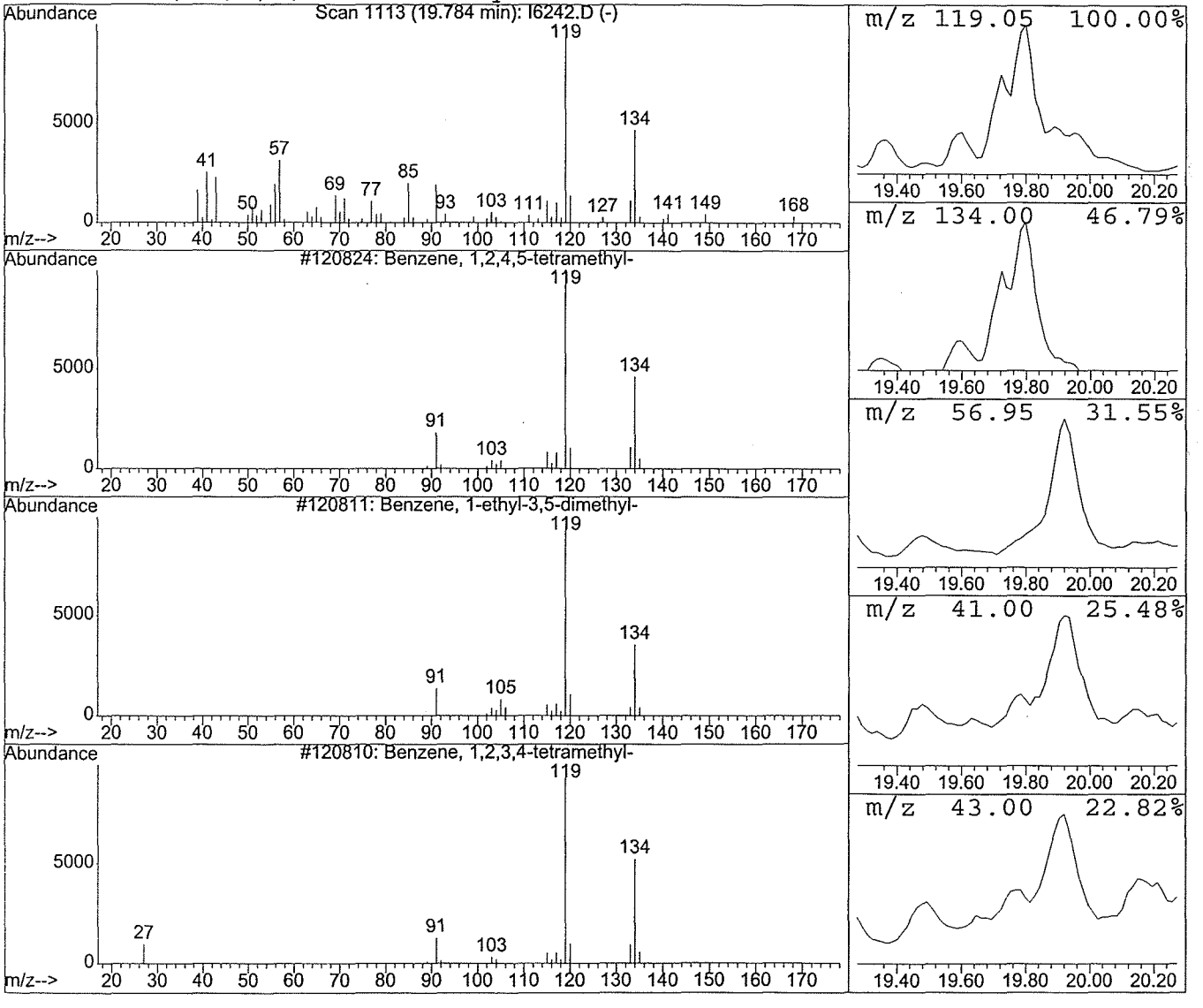

Library Search Compound Report

Data File : C:\HPCHEM\1\DATA\08-23-03\I6242.D Vial: 5
Acq On : 23 Aug 2003 11:47 Operator: DPEI
Sample : AISB-3A/7.5-8,07190-006,S,0.05g Inst : 5970 - In
Misc : WHITMAN/DEXTER_CHE,08/14/03,08/18/03 Multiplr: 1.00
MS Integration Params: LSCINT.P

Quant Method : C:\HPCHEM\1\METHODS\IME0818.M (RTE Integrator)
Title : VOLATILE ORGANICS BY EPA METHOD 8260B
Library : C:\DATABASE\NIST98.L

****

Peak Number 8 Unknown alkane Concentration Rank 3

R.T.	EstConc	Area	Relative to ISTD	R.T.
19.92	233.41 UG	5308830	Chlorobenzene-d5	14.61

Hit# of 5	Tentative ID	MW	MolForm	CAS#	Qual
1	Octane, 2,6-dimethyl-	142	C10H22	002051-30-1	72
2	Dodecane, 2,6,11-trimethyl-	212	C15H32	031295-56-4	72
3	Octane, 3,6-dimethyl-	142	C10H22	015869-94-0	64
4	Dodecane, 2,7,10-trimethyl-	212	C15H32	074645-98-0	64

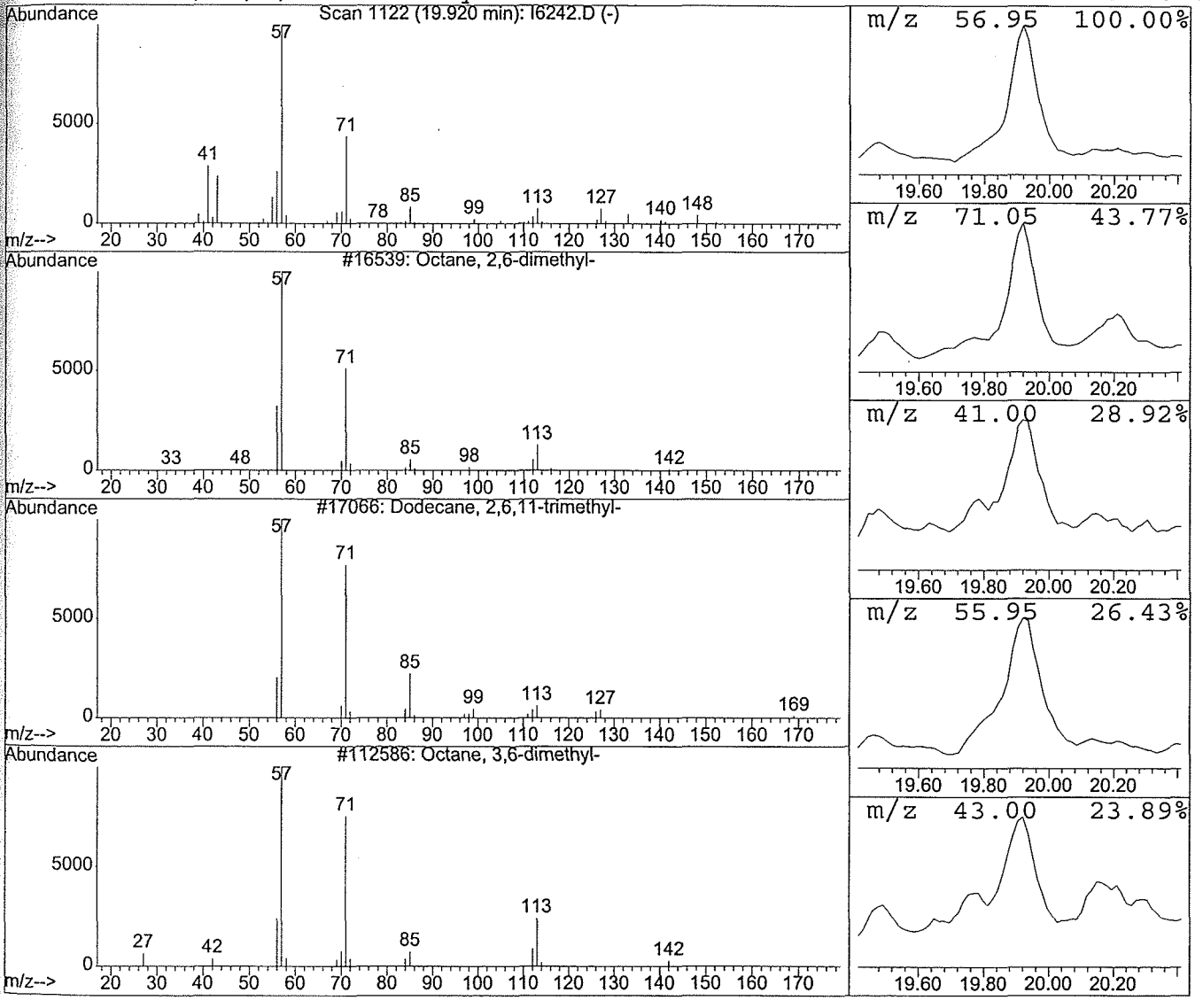

0167

Library Search Compound Report

Data File : C:\HPCHEM\1\DATA\08-23-03\I6242.D Vial: 5
Acq On : 23 Aug 2003 11:47 Operator: DPEI
Sample : AISB-3A/7.5-8,07190-006,S,0.05g Inst : 5970 - In
Misc : WHITMAN/DEXTER_CHE,08/14/03,08/18/03 Multiplr: 1.00
MS Integration Params: LSCINT.P

Quant Method : C:\HPCHEM\1\METHODS\IME0818.M (RTE Integrator)
Title : VOLATILE ORGANICS BY EPA METHOD 8260B
Library : C:\DATABASE\NIST98.L

****

Peak Number 9 Substituted benzene Concentration Rank 2

R.T.	EstConc	Area	Relative to ISTD	R.T.
21.06	333.48 UG	7585060	Chlorobenzene-d5	14.61

Hit# of 5	Tentative ID	MW	MolForm	CAS#	Qual
1	Benzene, 1,2,3-trichloro-	180	C6H3Cl3	000087-61-6	98
2	Benzene, 1,2,4-trichloro-	180	C6H3Cl3	000120-82-1	98
3	Benzene, 1,3,5-trichloro-	180	C6H3Cl3	000108-70-3	98
4	Benzene, 1,2,4-trichloro-	180	C6H3Cl3	000120-82-1	96

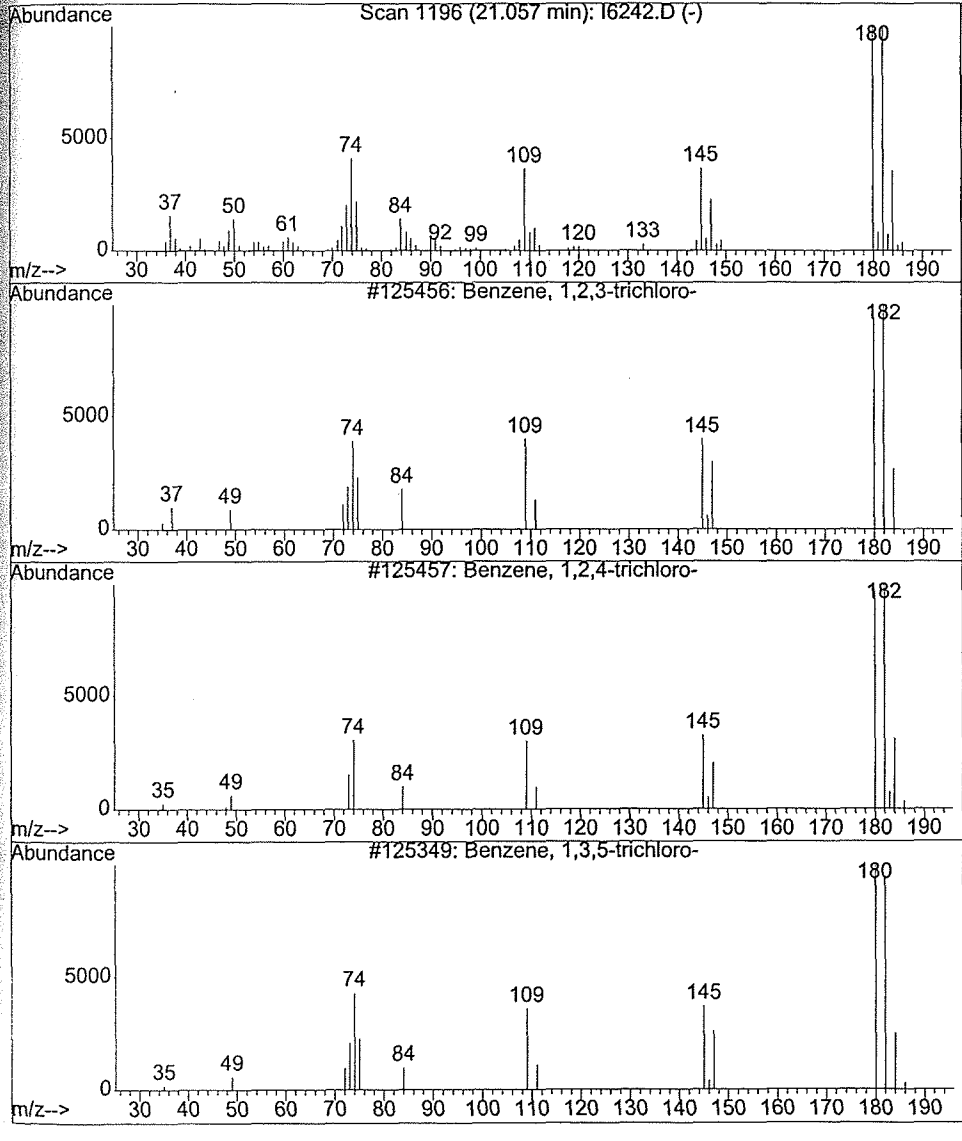

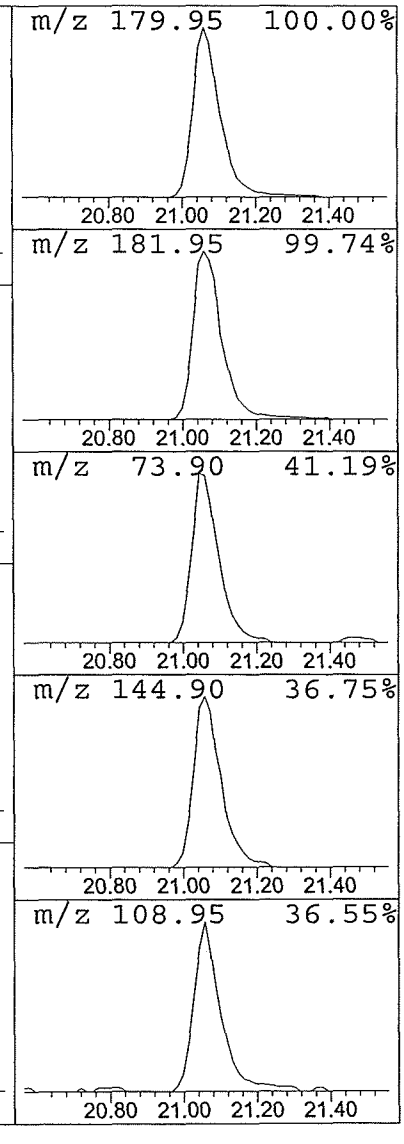

0168

Library Search Compound Report

Data File : C:\HPCHEM\1\DATA\08-23-03\I6242.D Vial: 5
Acq On : 23 Aug 2003 11:47 Operator: DPEI
Sample : AISB-3A/7.5-8,07190-006,S,0.05g Inst : 5970 - In
Misc : WHITMAN/DEXTER_CHE,08/14/03,08/18/03 Multiplr: 1.00
MS Integration Params: LSCINT.P

Quant Method : C:\HPCHEM\1\METHODS\IME0818.M (RTE Integrator)
Title : VOLATILE ORGANICS BY EPA METHOD 8260B
Library : C:\DATABASE\NIST98.L

****

Peak Number 10 Substituted benzene Concentration Rank 8

R.T.	EstConc	Area	Relative to ISTD	R.T.
21.88	65.80 UG	1496620	Chlorobenzene-d5	14.61

Hit# of 5	Tentative ID	MW	MolForm	CAS#	Qual
1	Benzene, 1,2,3-trichloro-	180	C6H3Cl3	000087-61-6	98
2	Benzene, 1,2,3-trichloro-	180	C6H3Cl3	000087-61-6	95
3	Benzene, 1,2,3-trichloro-	180	C6H3Cl3	000087-61-6	95
4	Benzene, 1,2,4-trichloro-	180	C6H3Cl3	000120-82-1	95

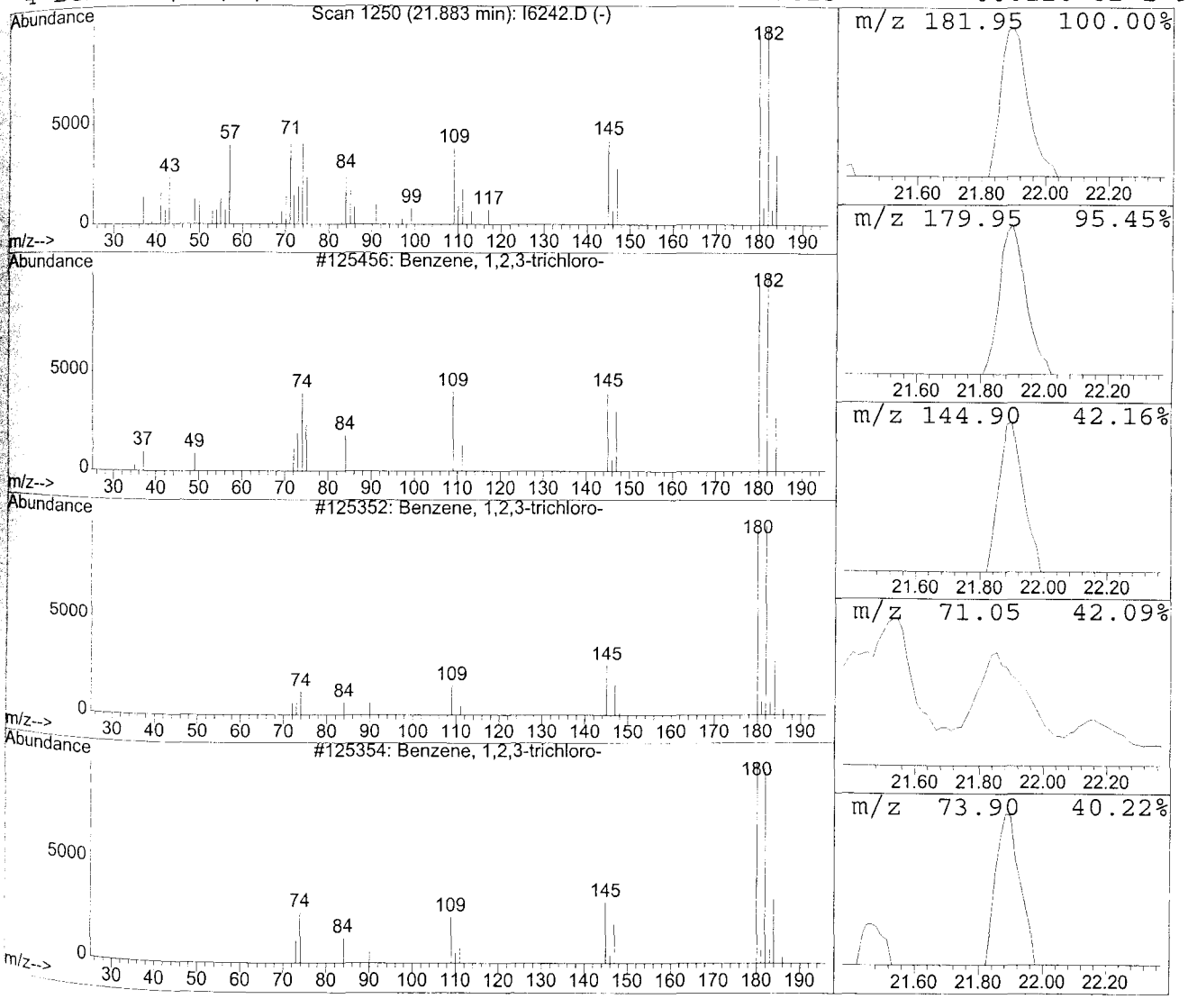

0169

Quantitation Report (QT/LSC Reviewed)

Data File : C:\HPCHEM\1\DATA\08-26-03\I6299.D Vial: 10
Acq On : 26 Aug 2003 17:51 Operator: DPEI
Sample : AISB-3B/9-9.5,07190-007,S,0.05g Inst : 5970 - In
Misc : WHITMAN/DEXTER_CHE,08/14/03,08/18/03 Multiplr: 1.00
MS Integration Params: rteint.p
Quant Time: Aug 27 9:14 2003 Quant Results File: IME0818.RES

Quant Method : C:\HPCHEM\1\METHODS\IME0818.M (RTE Integrator)
Title : VOLATILE ORGANICS BY EPA METHOD 8260B
Last Update : Tue Aug 26 13:47:51 2003
Response via : Initial Calibration
DataAcq Meth : VOAI

Internal Standards	R.T.	QIon	Response	Conc	Units		Dev(Min)
1) Pentafluorobenzene	9.15	168	357335	50.00	UG		-0.23
31) 1,4-Difluorobenzene	10.13	114	336826m	50.00	UG		-0.32
50) Chlorobenzene-d5	14.65	117	305070	50.00	UG		-0.14
System Monitoring Compounds							
30) 1,2-Dichloroethane-d4	9.53	65	167136m	53.65	UG		-0.27
Spiked Amount 50.000	Range 36 - 115		Recovery = 107.30%				
41) Toluene-d8	12.35	98	373847	61.00	UG		-0.29
Spiked Amount 50.000	Range 35 - 117		Recovery = 122.00%#				
59) Bromofluorobenzene	16.51	95	219033	49.30	UG		-0.07
Spiked Amount 50.000	Range 47 - 115		Recovery = 98.60%				
Target Compounds							Qvalue
53) Ethylbenzene	14.87	91	31487m	4.65	UG		
54) m,p-Xylene	15.03	106	52793	20.35	UG		92
55) o-Xylene	15.68	106	23715	9.33	UG		86
70) 1,3-Dichlorobenzene	18.16	146	5692	1.79	UG	#	60
72) 1,4-Dichlorobenzene	18.27	146	48851	12.95	UG	#	84
74) 1,2-Dichlorobenzene	18.77	146	10162	2.74	UG	#	72
76) 1,2,4-Trichlorobenzene	21.08	180	22979	14.28	UG		100
78) Naphthalene	21.50	128	8232	3.44	UG	#	97

(#) = qualifier out of range (m) = manual integration

Quantitation Report

Data File : C:\HPCHEM\1\DATA\08-26-03\I6299.D Vial: 10
Acq On : 26 Aug 2003 17:51 Operator: DPEI
Sample : AISB-3B/9-9.5,07190-007,S,0.05g Inst : 5970 - In
Misc : WHITMAN/DEXTER_CHE,08/14/03,08/18/03 Multiplr: 1.00
MS Integration Params: rteint.p
Quant Time: Aug 27 9:14 2003 Quant Results File: IME0818.RES

Method : C:\HPCHEM\1\METHODS\IME0818.M (RTE Integrator)
Title : VOLATILE ORGANICS BY EPA METHOD 8260B
Last Update : Tue Aug 26 13:47:51 2003
Response via : Initial Calibration

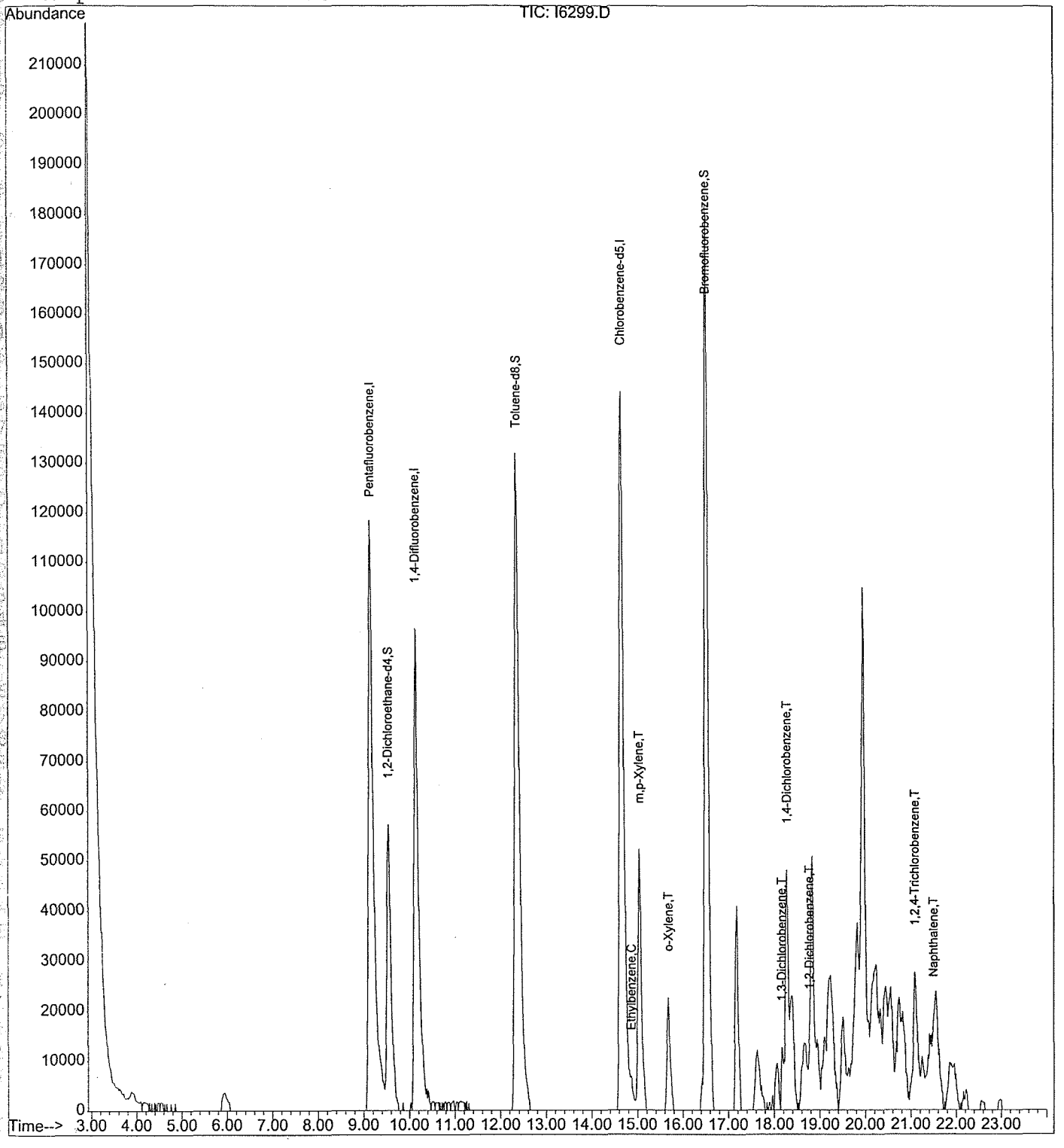

0171

LSC Area Percent Report

Data File : C:\HPCHEM\1\DATA\08-26-03\I6299.D Vial: 10
Acq On : 26 Aug 2003 17:51 Operator: DPEI
Sample : AISB-3B/9-9.5,07190-007,S,0.0.05g Inst : 5970 - In
Misc : WHITMAN/DEXTER_CHE,08/14/03,08/18/03 Multiplr: 1.00
MS Integration Params: LSCINT.P

Method : C:\HPCHEM\1\METHODS\IME0818.M (RTE Integrator)
Title : VOLATILE ORGANICS BY EPA METHOD 8260B
Smoothing : OFF Filtering: 9
Sampling : 1 Min Area: 3 % of largest Peak
Start Thrs: 0.001 Max Peaks: 100
Stop Thrs : 0.001 Peak Location: TOP

If leading or trailing edge < 50 prefer < Baseline drop else tangent >
Peak separation: 5

Signal : TIC

peak #	R.T. min	first scan	max scan	last scan	PK TY	peak height	corr. area	corr. % max.	% of total
1	5.943	192	197	202	rBV	3673	25725	2.59%	0.317%
2	9.130	399	404	425	rBV	118492	909088	91.45%	11.185%
3	9.532	425	430	445	rVB	57284	383652	38.60%	4.720%
4	10.132	464	469	484	rBV	96580	661623	66.56%	8.141%
5	12.338	606	612	632	rBB	131978	994030	100.00%	12.230%
6	14.649	756	762	774	rBV	144421	946700	95.24%	11.648%
7	15.033	782	787	797	rVB	52250	269260	27.09%	3.313%
8	15.680	824	829	836	rBB	22610	105598	10.62%	1.299%
9	16.421	874	877	878	rBV	6372	16068	1.62%	0.198%
10	16.514	878	883	894	rVB	182187	976016	98.19%	12.009%
11	17.177	922	926	932	rBB	40894	181837	18.29%	2.237%
12	17.623	949	955	962	rBV2	12119	83120	8.36%	1.023%
13	18.055	979	983	988	rBB3	9458	47448	4.77%	0.584%
14	18.164	988	990	994	rBV3	12658	56287	5.66%	0.693%
15	18.272	994	997	1001	rVV	45431	195377	19.66%	2.404%
16	18.381	1001	1004	1012	rVB2	22988	128450	12.92%	1.580%
17	18.659	1014	1022	1027	rBV4	13484	110761	11.14%	1.363%
18	18.829	1027	1033	1039	rVV2	44261	212722	21.40%	2.617%
19	18.938	1039	1040	1045	rVB2	10261	28235	2.84%	0.347%
20	19.107	1047	1051	1053	rBV2	6519	24111	2.43%	0.297%
21	19.231	1053	1059	1070	rVB5	27068	246644	24.81%	3.035%
22	19.509	1070	1077	1083	rBV2	18722	125509	12.63%	1.544%
23	19.815	1086	1097	1100	rBV4	30934	198143	19.93%	2.438%
24	19.939	1100	1105	1112	rVV	89636	460925	46.37%	5.671%
25	20.233	1115	1124	1129	rBV3	14674	118984	11.97%	1.464%
26	20.448	1133	1138	1141	rBV5	11531	63180	6.36%	0.777%
27	20.679	1150	1153	1154	rBV2	6276	14806	1.49%	0.182%
28	20.741	1154	1157	1159	rBV2	11116	40815	4.11%	0.502%
29	21.082	1171	1179	1187	rBV3	25792	166211	16.72%	2.045%
30	21.237	1187	1189	1193	rVV	7048	26363	2.65%	0.324%
31	21.407	1196	1200	1203	rVV	10474	47685	4.80%	0.587%

32	21.544	1205	1209	1220	rVB3	23831	178133	17.92%	2.192%
33	21.853	1223	1229	1234	rBV2	9605	70334	7.08%	0.865%
34	22.222	1250	1253	1256	rVB	4127	13700	1.38%	0.169%

Sum of corrected areas: 8127540

I6299.D IME0818.M Wed Aug 27 09:15:46 2003 MSD_I

LSC Report - Integrated Chromatogram

File : C:\HPCHEM\1\DATA\08-26-03\I6299.D
Operator : DPEI
Acquired : 26 Aug 2003 17:51 using AcqMethod VOAI
Instrument : 5970 - In
Sample Name: AISB-3B/9-9.5,07190-007,S,0.0.05g
Misc Info : WHITMAN/DEXTER_CHE,08/14/03,08/18/03
Vial Number: 10
Quant File :IME0818.RES (RTE Integrator)

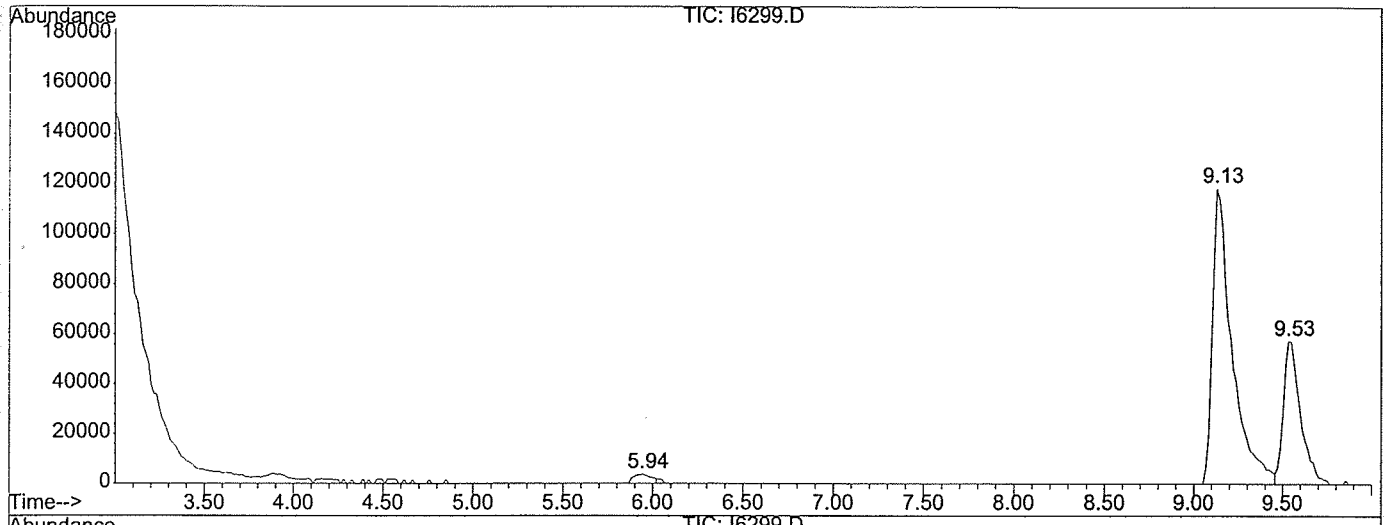

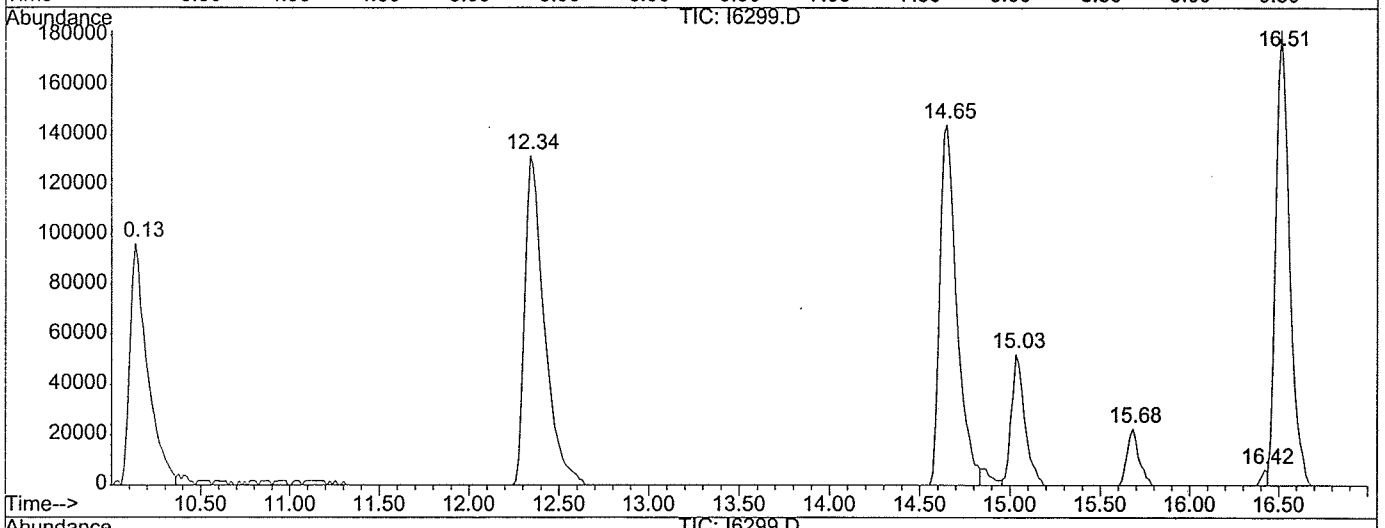

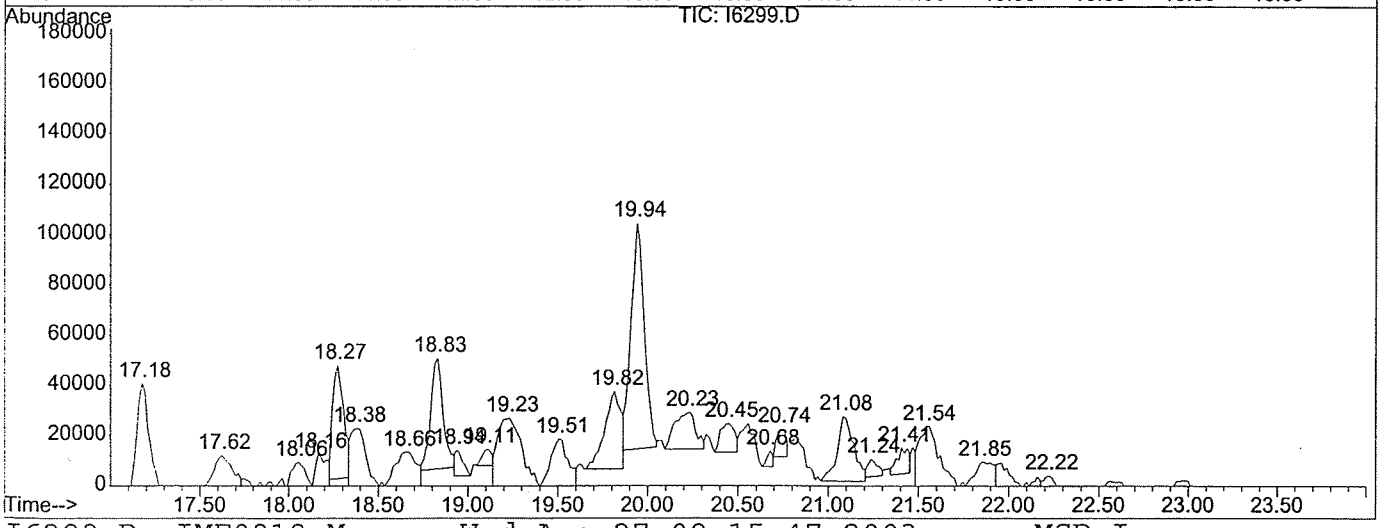

I6299.D IME0818.M Wed Aug 27 09:15:47 2003 MSD_I

Library Search Compound Report

Data File : C:\HPCHEM\1\DATA\08-26-03\I6299.D Vial: 10
Acq On : 26 Aug 2003 17:51 Operator: DPEI
Sample : AISB-3B/9-9.5,07190-007,S,0.0.05g Inst : 5970 - In
Misc : WHITMAN/DEXTER_CHE,08/14/03,08/18/03 Multiplr: 1.00
MS Integration Params: LSCINT.P

Quant Method : C:\HPCHEM\1\METHODS\IME0818.M (RTE Integrator)
Title : VOLATILE ORGANICS BY EPA METHOD 8260B
Library : C:\DATABASE\NIST98.L

****

Peak Number 1 Unknown alkane Concentration Rank 5

R.T.	EstConc	Area	Relative to ISTD	R.T.
17.18	9.60 UG	181837	Chlorobenzene-d5	14.65

Hit# of 5	Tentative ID	MW	MolForm	CAS#	Qual
1	Butane, 2,2-dimethyl-	86	C6H14	000075-83-2	47
2	Nonane	128	C9H20	000111-84-2	43
3	2,4,6,8-Tetramethyl-1-undecene	210	C15H30	059920-26-2	37
4	Pentane, 2,3-dimethyl-	100	C7H16	000565-59-3	33

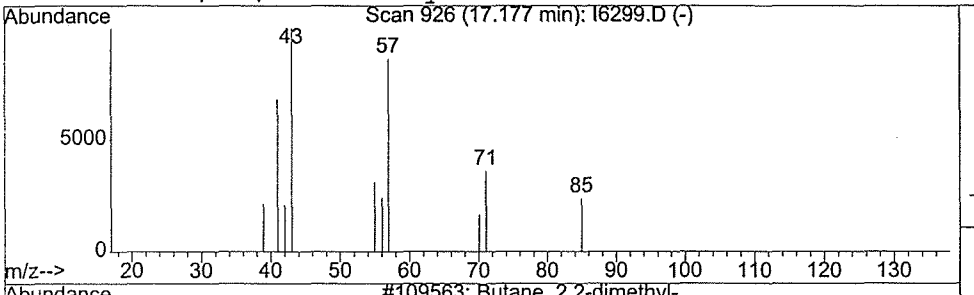

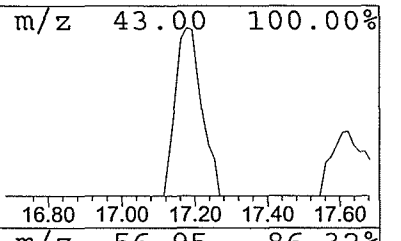

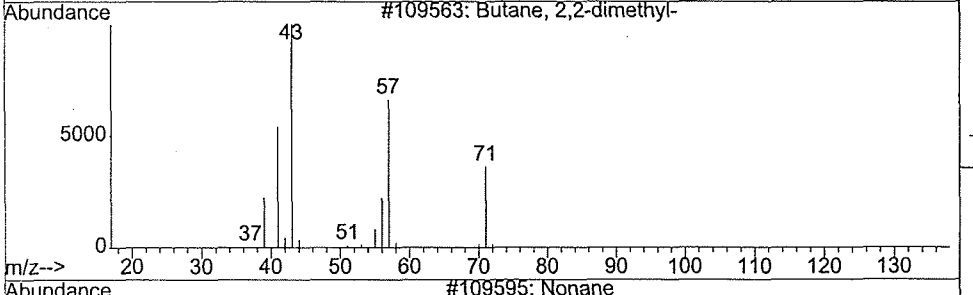

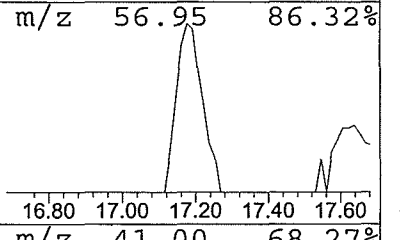

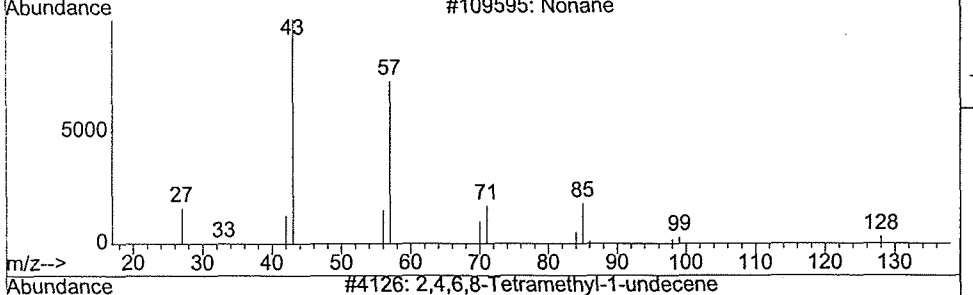

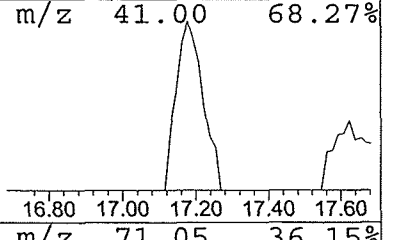

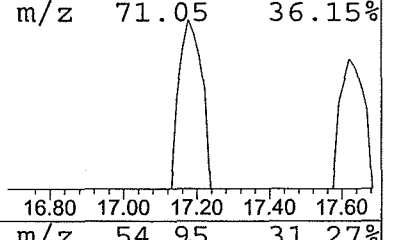

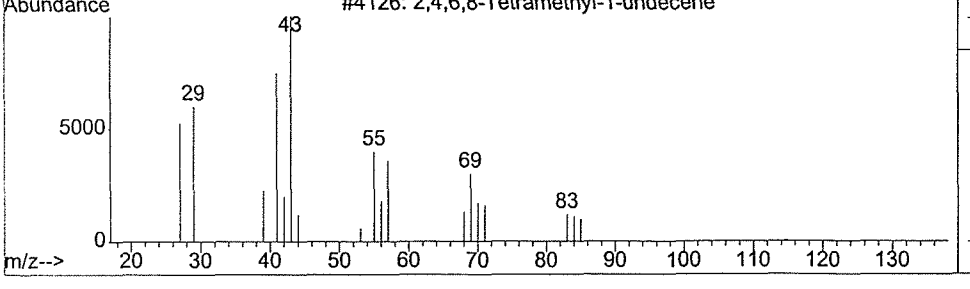

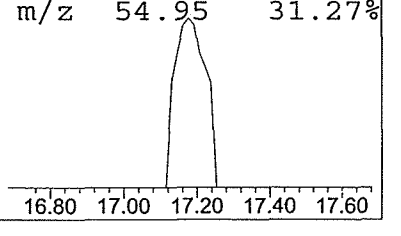

Data File : C:\HPCHEM\1\DATA\08-26-03\I6299.D Vial: 10
Acq On : 26 Aug 2003 17:51 Operator: DPEI
Sample : AISB-3B/9-9.5,07190-007,S,0.0.05g Inst : 5970 - In
Misc : WHITMAN/DEXTER_CHE,08/14/03,08/18/03 Multiplr: 1.00
MS Integration Params: LSCINT.P

Quant Method : C:\HPCHEM\1\METHODS\IME0818.M (RTE Integrator)
Title : VOLATILE ORGANICS BY EPA METHOD 8260B
Library : C:\DATABASE\NIST98.L

****

Peak Number 2 Unknown Concentration Rank 6

R.T.	EstConc	Area	Relative to ISTD	R.T.
18.38	6.78 UG	128450	Chlorobenzene-d5	14.65

Hit# of 5	Tentative ID	MW	MolForm	CAS#	Qual
1	2-Propenal	56	C3H4O	000107-02-8	4
2	Methane, isocyanato-	57	C2H3NO	000624-83-9	4
3	Methane, isocyanato-	57	C2H3NO	000624-83-9	4
4	2-Propenal	56	C3H4O	000107-02-8	4

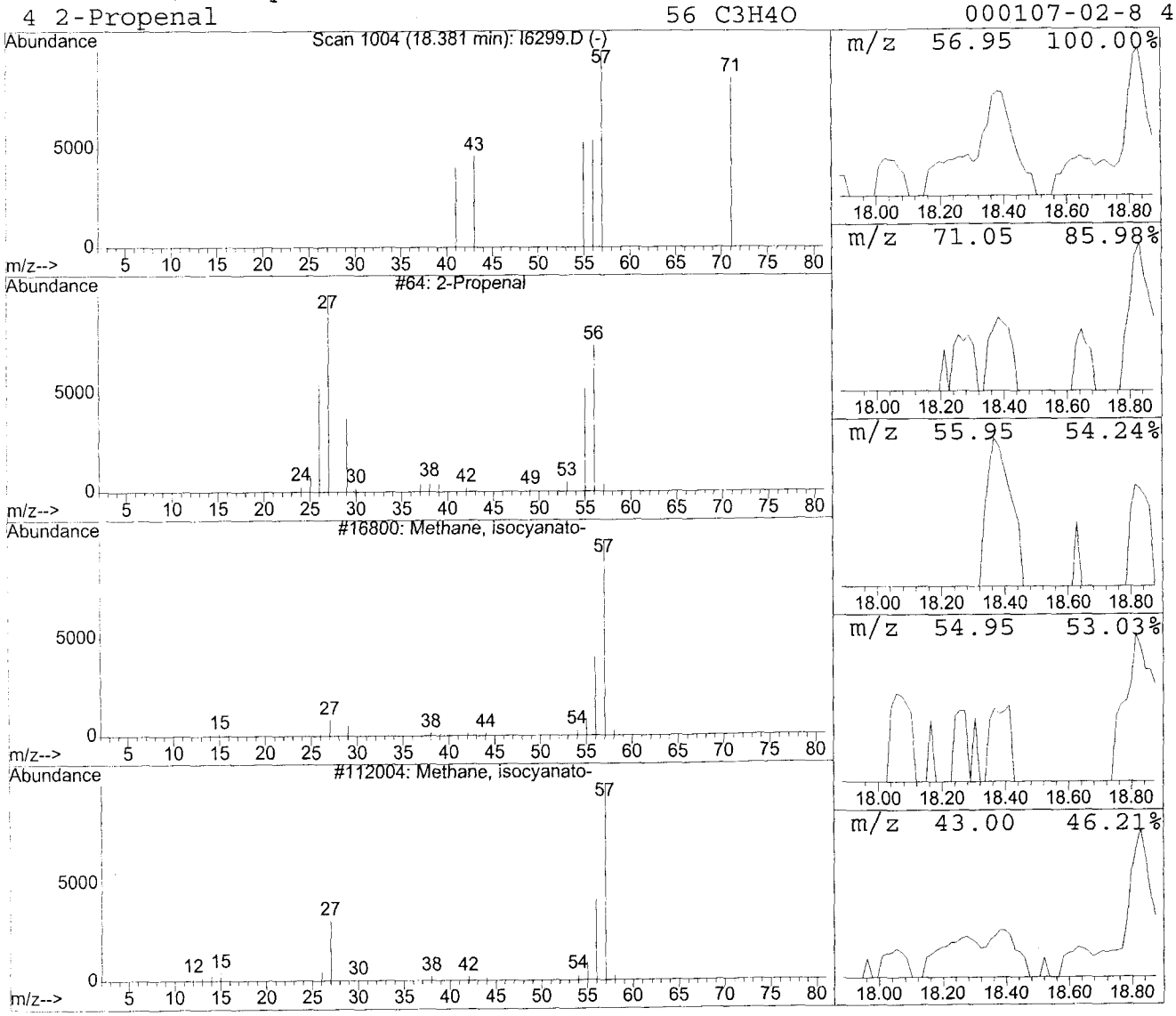

0176

Library Search Compound Report

Data File : C:\HPCHEM\1\DATA\08-26-03\I6299.D Vial: 10
Acq On : 26 Aug 2003 17:51 Operator: DPEI
Sample : AISB-3B/9-9.5,07190-007,S,0.0.05g Inst : 5970 - In
Misc : WHITMAN/DEXTER_CHE,08/14/03,08/18/03 Multiplr: 1.00
MS Integration Params: LSCINT.P

Quant Method : C:\HPCHEM\1\METHODS\IME0818.M (RTE Integrator)
Title : VOLATILE ORGANICS BY EPA METHOD 8260B
Library : C:\DATABASE\NIST98.L

****

Peak Number 3 Unknown Concentration Rank 9

R.T.	EstConc	Area	Relative to ISTD	R.T.
18.66	5.85 UG	110761	Chlorobenzene-d5	14.65

Hit# of 5	Tentative ID	MW	MolForm	CAS#	Qual
1	Azetidine, 1-methyl-	71	C4H9N	004923-79-9	3
2	Octane, 3-ethyl-	142	C10H22	005881-17-4	2
3	Hexane, 2,4,4-trimethyl-	128	C9H20	016747-30-1	2
4	Hexane, 2,4,4-trimethyl-	128	C9H20	016747-30-1	2

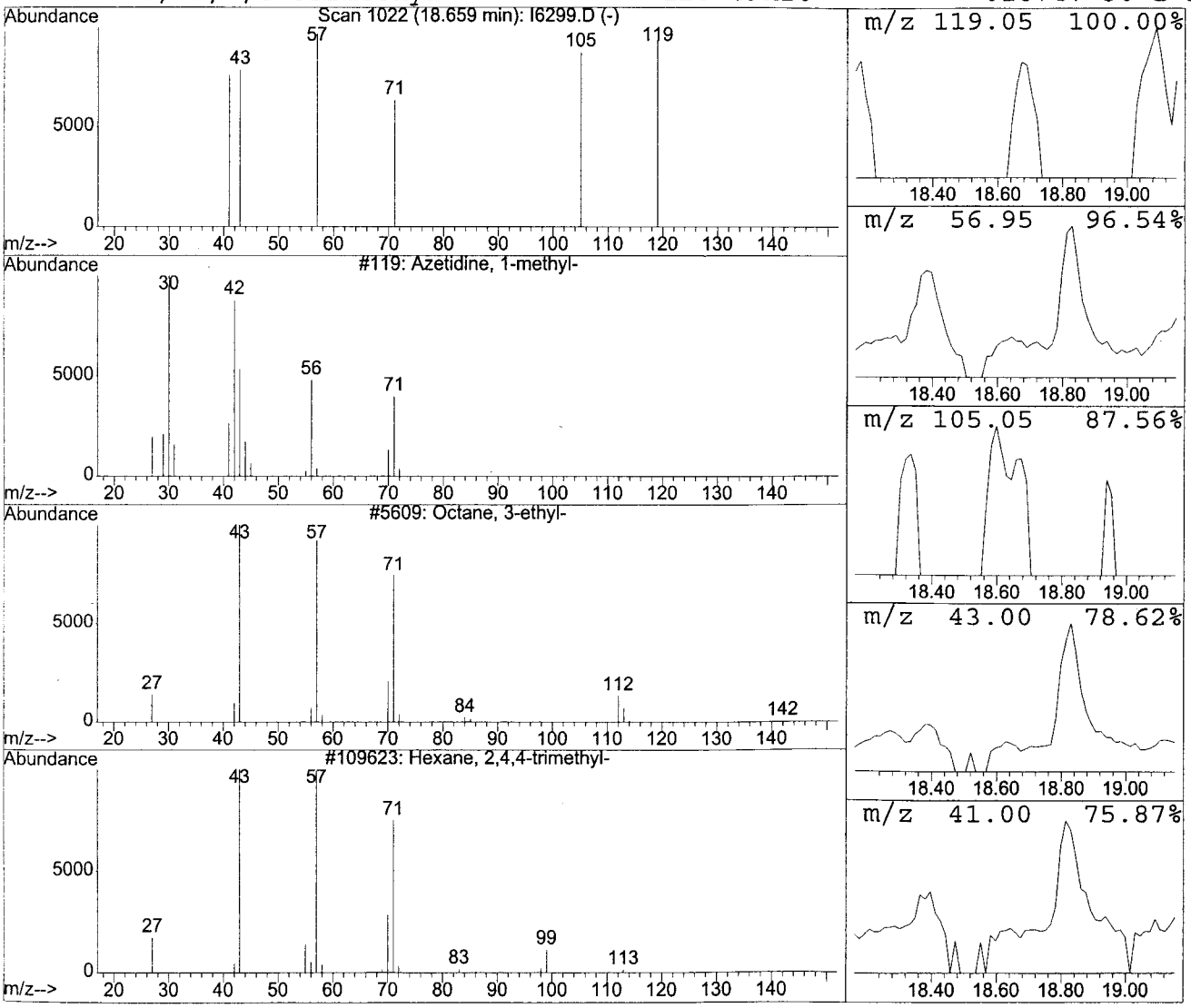

0177

Library Search Compound Report

Data File : C:\HPCHEM\1\DATA\08-26-03\I6299.D Vial: 10
Acq On : 26 Aug 2003 17:51 Operator: DPEI
Sample : AISB-3B/9-9.5,07190-007,S,0.0.05g Inst : 5970 - In
Misc : WHITMAN/DEXTER_CHE,08/14/03,08/18/03 Multiplr: 1.00
MS Integration Params: LSCINT.P

Quant Method : C:\HPCHEM\1\METHODS\IME0818.M (RTE Integrator)
Title : VOLATILE ORGANICS BY EPA METHOD 8260B
Library : C:\DATABASE\NIST98.L

****

Peak Number 4 Unknown alkane Concentration Rank 3

R.T.	EstConc	Area	Relative to ISTD	R.T.
18.83	11.23 UG	212722	Chlorobenzene-d5	14.65

Hit# of 5	Tentative ID	MW	MolForm	CAS#	Qual
1	Oxirane, pentyl-	114	C7H14O	005063-65-0	33
2	Butane, 2,2-dimethyl-	86	C6H14	000075-83-2	33
3	Butane, 2,2-dimethyl-	86	C6H14	000075-83-2	33
4	Butane, 2,2-dimethyl-	86	C6H14	000075-83-2	33

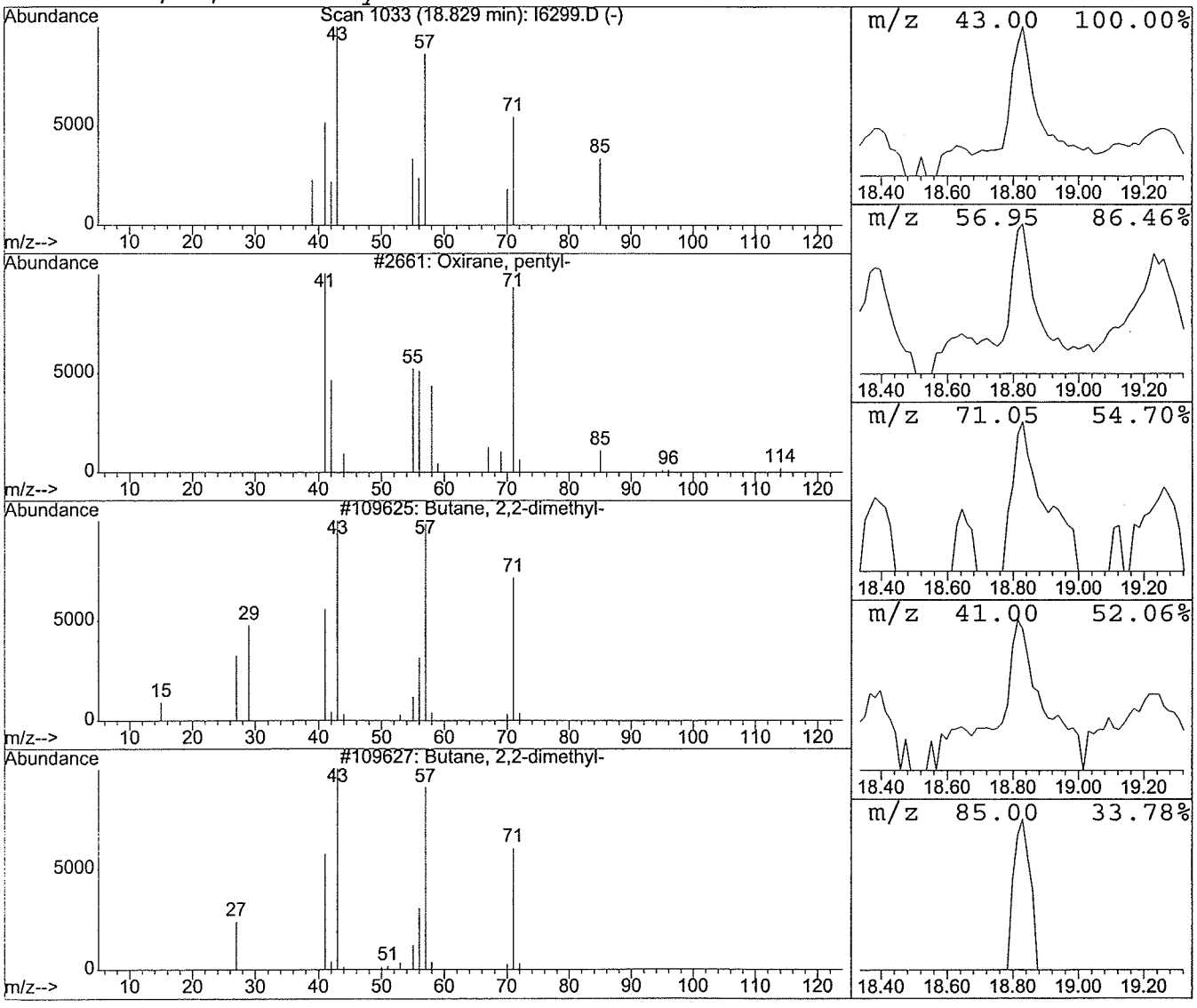

Library Search Compound Report

Data File : C:\HPCHEM\1\DATA\08-26-03\I6299.D Vial: 10
Acq On : 26 Aug 2003 17:51 Operator: DPEI
Sample : AISB-3B/9-9.5,07190-007,S,0.0.05g Inst : 5970 - In
Misc : WHITMAN/DEXTER_CHE,08/14/03,08/18/03 Multiplr: 1.00
MS Integration Params: LSCINT.P

Quant Method : C:\HPCHEM\1\METHODS\IME0818.M (RTE Integrator)
Title : VOLATILE ORGANICS BY EPA METHOD 8260B
Library : C:\DATABASE\NIST98.L

****

Peak Number 5 Unknown Concentration Rank 2

R.T.	EstConc	Area	Relative to ISTD	R.T.
19.23	13.03 UG	246644	Chlorobenzene-d5	14.65

Hit# of 5	Tentative ID	MW	MolForm	CAS#	Qual
1	Azetidine, 1-methyl-	71	C4H9N	004923-79-9	9
2	Hexane, 2,2,3-trimethyl-	128	C9H20	016747-25-4	9
3	Pentane, 2,2,3-trimethyl-	114	C8H18	000564-02-3	9
4	Cyanic acid, ethyl ester	71	C3H5NO	000627-48-5	5

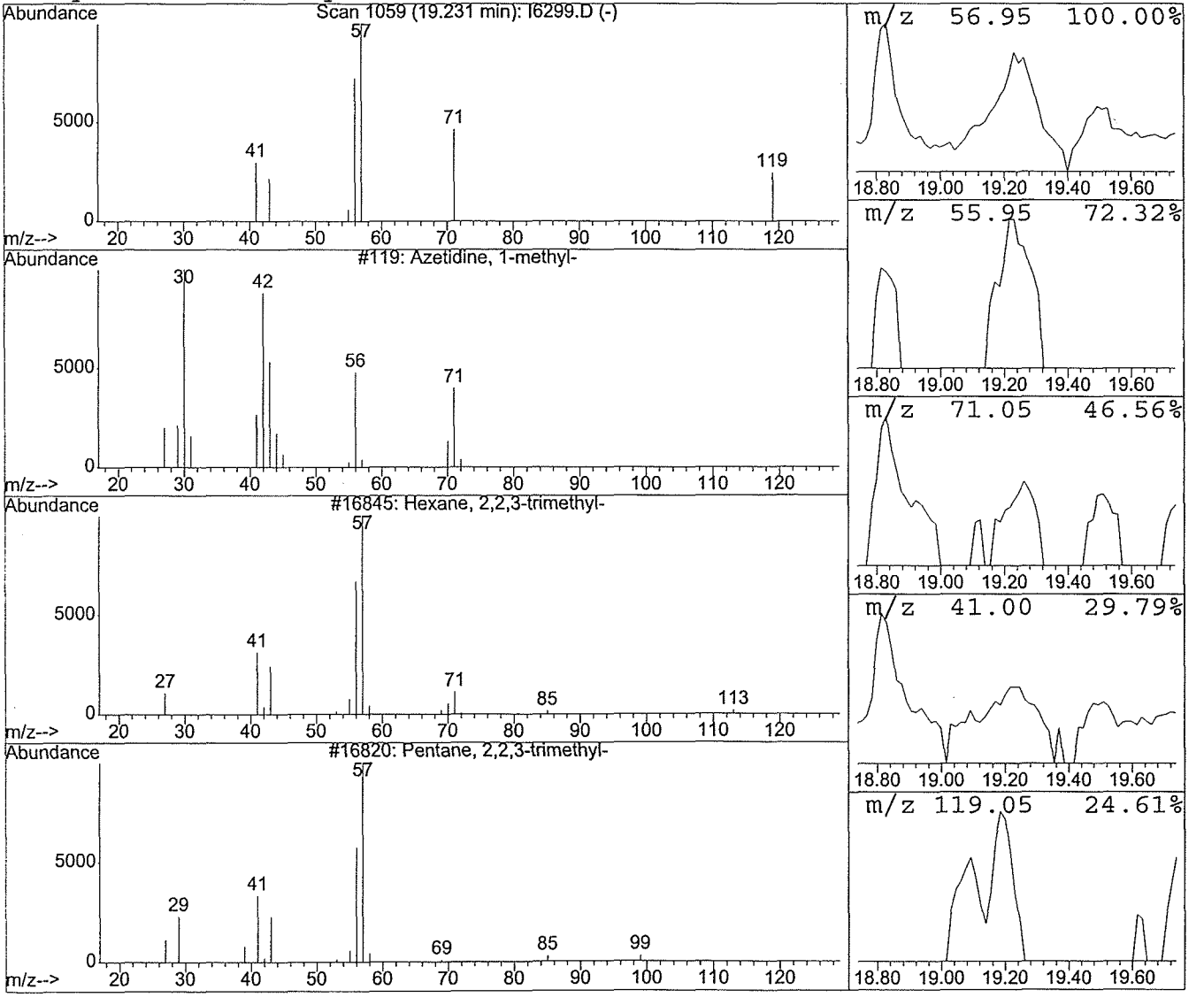

0179

Library Search Compound Report

Data File : C:\HPCHEM\1\DATA\08-26-03\I6299.D Vial: 10
Acq On : 26 Aug 2003 17:51 Operator: DPEI
Sample : AISB-3B/9-9.5,07190-007,S,0.0.05g Inst : 5970 - In
Misc : WHITMAN/DEXTER_CHE,08/14/03,08/18/03 Multiplr: 1.00
MS Integration Params: LSCINT.P

Quant Method : C:\HPCHEM\1\METHODS\IME0818.M (RTE Integrator)
Title : VOLATILE ORGANICS BY EPA METHOD 8260B
Library : C:\DATABASE\NIST98.L

****

Peak Number 6 Unknown Concentration Rank 7

R.T.	EstConc	Area	Relative to ISTD	R.T.
19.51	6.63 UG	125509	Chlorobenzene-d5	14.65

Hit# of 5	Tentative ID	MW	MolForm	CAS#	Qual
1	Butane, 2,2,3-trimethyl-	100	C7H16	000464-06-2	9
2	2-Propenamide	71	C3H5NO	000079-06-1	4
3	Octadecane, 2,2,4,15,17,17-hexameth	591	C42H86	055470-97-8	4
4	Butane, 2,2,3-trimethyl-	100	C7H16	000464-06-2	4

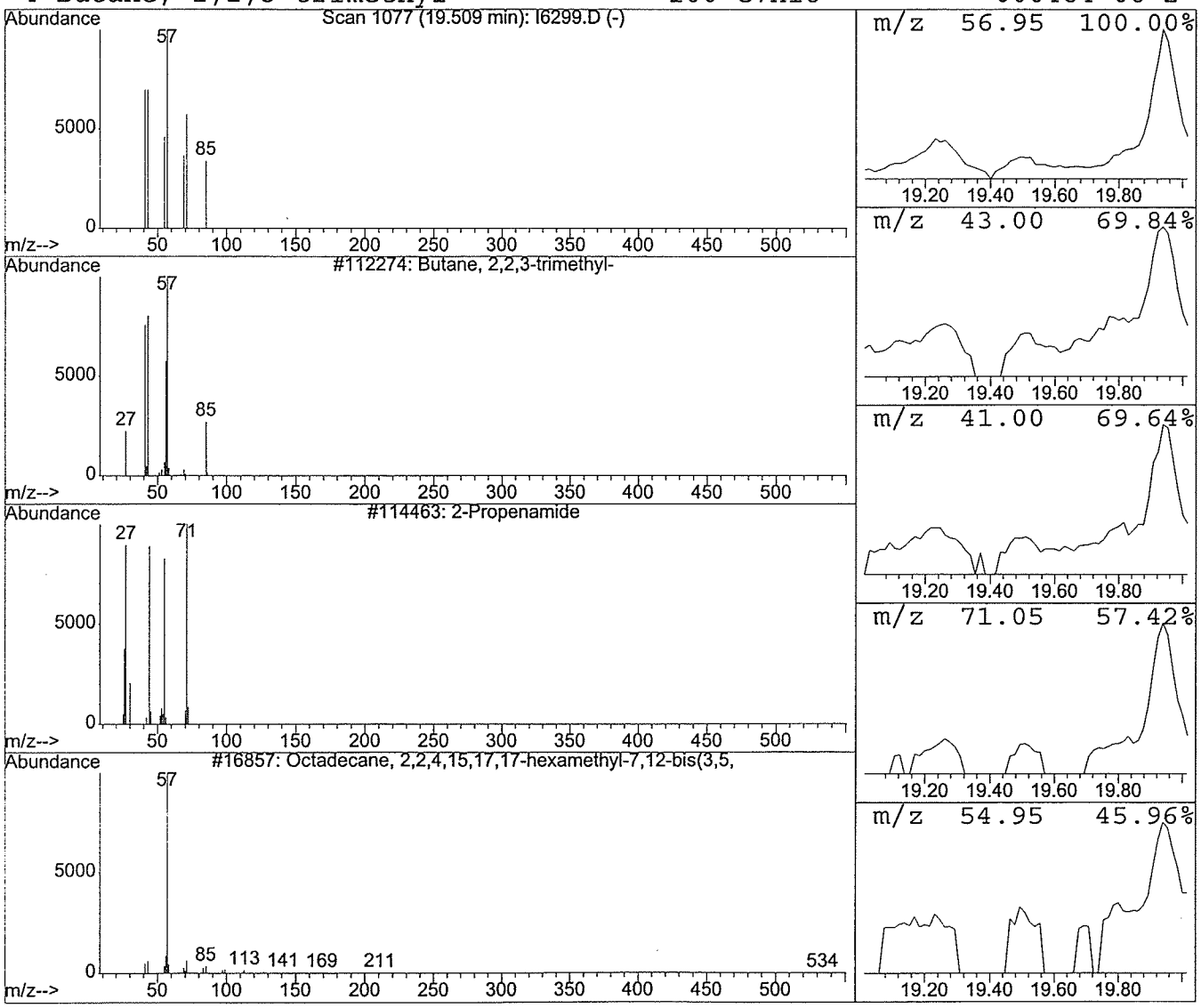

0180

Library Search Compound Report

Data File : C:\HPCHEM\1\DATA\08-26-03\I6299.D Vial: 10
Acq On : 26 Aug 2003 17:51 Operator: DPEI
Sample : AISB-3B/9-9.5,07190-007,S,0.0.05g Inst : 5970 - In
Misc : WHITMAN/DEXTER_CHE,08/14/03,08/18/03 Multiplr: 1.00
MS Integration Params: LSCINT.P

Quant Method : C:\HPCHEM\1\METHODS\IME0818.M (RTE Integrator)
Title : VOLATILE ORGANICS BY EPA METHOD 8260B
Library : C:\DATABASE\NIST98.L

****

Peak Number 7 Unknown Concentration Rank 4

R.T.	EstConc	Area	Relative to ISTD	R.T.
19.82	10.46 UG	198143	Chlorobenzene-d5	14.65

Hit# of 5	Tentative ID	MW	MolForm	CAS#	Qual
1	1,2,4-Triazolo[4,3-a]pyridine	119	C6H5N3	000274-80-6	9
2	Butane, 2,2,3-trimethyl-	100	C7H16	000464-06-2	9
3	3-Ethyl-3-methylheptane	142	C10H22	017302-01-1	9
4	Butanoic acid, 2-methyl-, 2-methylp	158	C9H18O2	002445-67-2	9

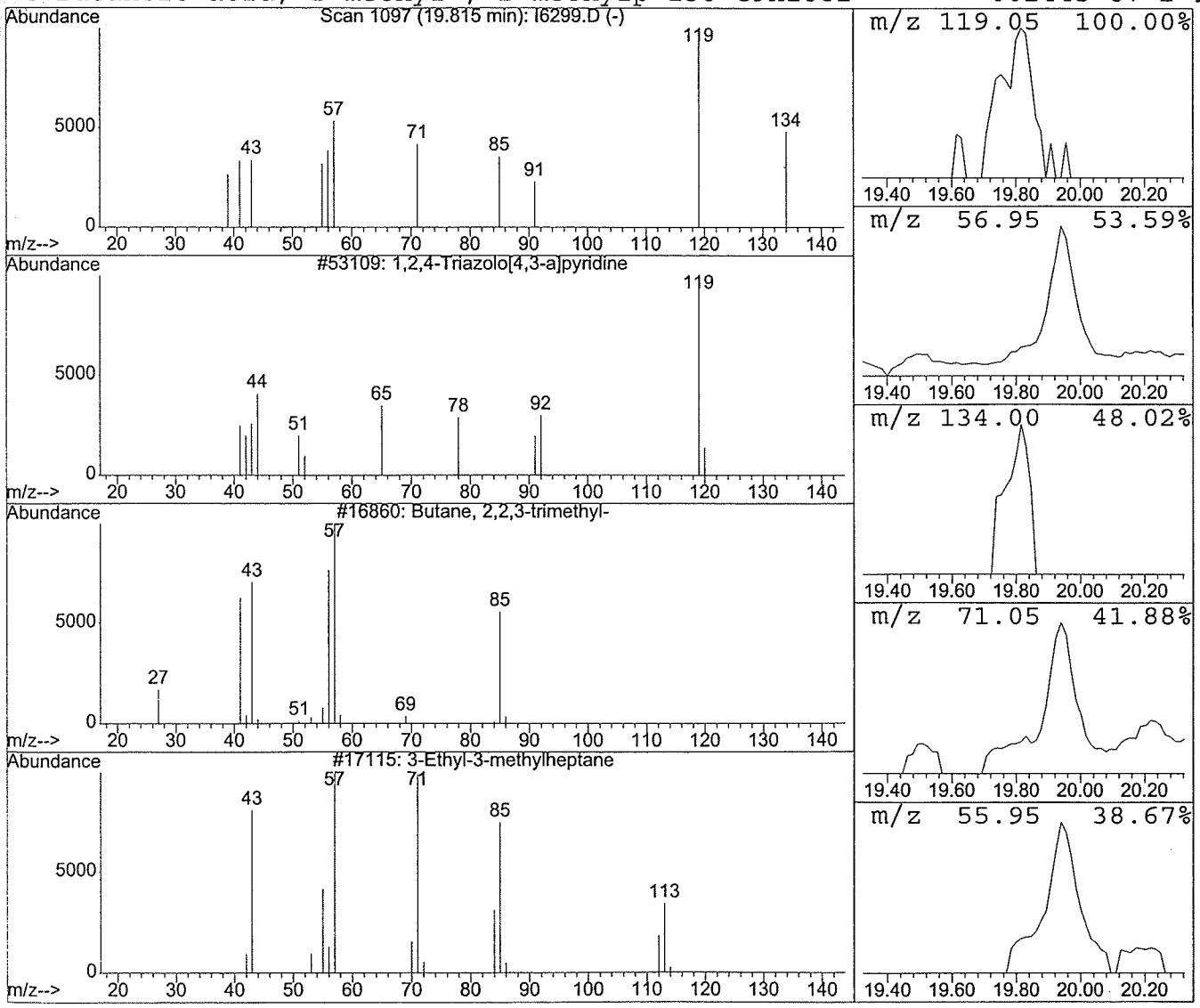

0181

Library Search Compound Report

Data File : C:\HPCHEM\1\DATA\08-26-03\I6299.D Vial: 10
Acq On : 26 Aug 2003 17:51 Operator: DPEI
Sample : AISB-3B/9-9.5,07190-007,S,0.0.05g Inst : 5970 - In
Misc : WHITMAN/DEXTER_CHE,08/14/03,08/18/03 Multiplr: 1.00
MS Integration Params: LSCINT.P

Quant Method : C:\HPCHEM\1\METHODS\IME0818.M (RTE Integrator)
Title : VOLATILE ORGANICS BY EPA METHOD 8260B
Library : C:\DATABASE\NIST98.L

****

Peak Number 8 Unknown alkane Concentration Rank 1

R.T.	EstConc	Area	Relative to ISTD	R.T.
19.94	24.34 UG	460925	Chlorobenzene-d5	14.65

Hit# of 5	Tentative ID	MW	MolForm	CAS#	Qual
1	Dodecane, 2,6,10-trimethyl-	212	C15H32	003891-98-3	64
2	Nonane, 3-methyl-	142	C10H22	005911-04-6	59
3	Hexane, 2,2,5,5-tetramethyl-	142	C10H22	001071-81-4	59
4	Dodecane, 2,7,10-trimethyl-	212	C15H32	074645-98-0	56

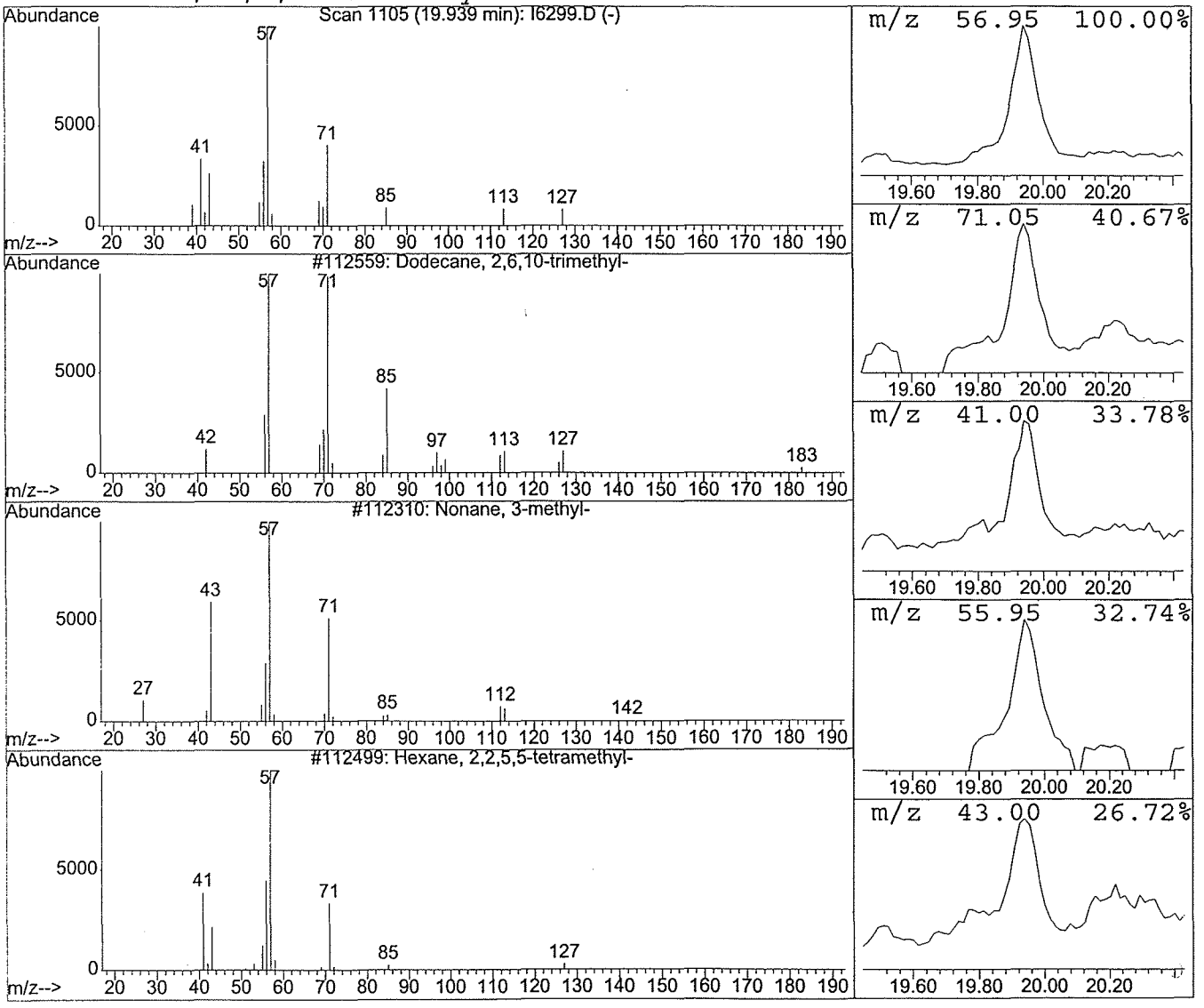

0182

Library Search Compound Report

Data File : C:\HPCHEM\1\DATA\08-26-03\I6299.D Vial: 10
Acq On : 26 Aug 2003 17:51 Operator: DPEI
Sample : AISB-3B/9-9.5,07190-007,S,0.0.05g Inst : 5970 - In
Misc : WHITMAN/DEXTER_CHE,08/14/03,08/18/03 Multiplr: 1.00
MS Integration Params: LSCINT.P

Quant Method : C:\HPCHEM\1\METHODS\IME0818.M (RTE Integrator)
Title : VOLATILE ORGANICS BY EPA METHOD 8260B
Library : C:\DATABASE\NIST98.L

****

Peak Number 9 Unknown alkane Concentration Rank 8

R.T.	EstConc	Area	Relative to ISTD	R.T.
20.23	6.28 UG	118984	Chlorobenzene-d5	14.65

Hit# of 5	Tentative ID	MW	MolForm	CAS#	Qual
1	Pentane, 2,3,4-trimethyl-	114	C8H18	000565-75-3	17
2	Decane, 3,3,4-trimethyl-	184	C13H28	049622-18-6	9
3	1-Hexanol, 3-methyl-	116	C7H16O	013231-81-7	9
4	1-Pentanol, 2-methyl-	102	C6H14O	000105-30-6	9

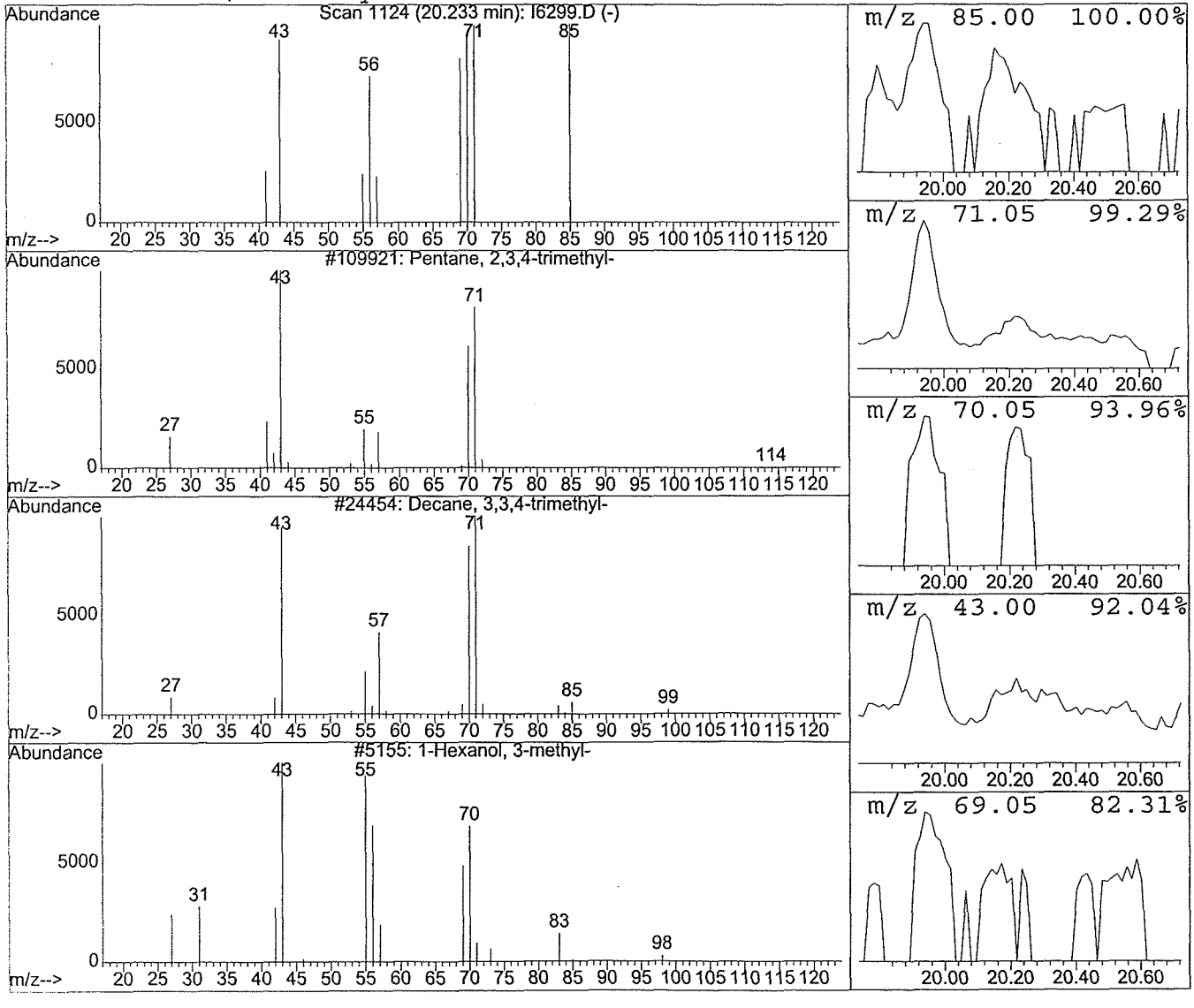

Quantitation Report (QT Reviewed)

Data File : C:\HPCHEM\1\DATA\08-23-03\I6244.D Vial: 7
Acq On : 23 Aug 2003 12:48 Operator: DPEI
Sample : AISB-3C/13-13.5,07190-008,S,0.05g Inst : 5970 - In
Misc : WHITMAN/DEXTER_CHE,08/14/03,08/18/03 Multiplr: 1.00
MS Integration Params: rteint.p
Quant Time: Aug 25 9:13 2003 Quant Results File: IME0818.RES

Quant Method : C:\HPCHEM\1\METHODS\IME0818.M (RTE Integrator)
Title : VOLATILE ORGANICS BY EPA METHOD 8260B
Last Update : Mon Aug 18 14:16:59 2003
Response via : Initial Calibration
DataAcq Meth : VOAI

Internal Standards	R.T.	QIon	Response	Conc	Units		Dev(Min)
1) Pentafluorobenzene	9.12	168	326382m	50.00	UG		-0.25
31) 1,4-Difluorobenzene	10.13	114	318523m	50.00	UG		-0.32
50) Chlorobenzene-d5	14.63	117	305449	50.00	UG		-0.16
System Monitoring Compounds							
30) 1,2-Dichloroethane-d4	9.53	65	157524m	55.36	UG		-0.27
Spiked Amount 50.000	Range 36 - 115		Recovery = 110.72%				
41) Toluene-d8	12.35	98	335755	57.94	UG		-0.29
Spiked Amount 50.000	Range 35 - 117		Recovery = 115.88%				
59) Bromofluorobenzene	16.49	95	242578	54.54	UG		-0.09
Spiked Amount 50.000	Range 47 - 115		Recovery = 109.08%				
Target Compounds							Qvalue
53) Ethylbenzene	14.84	91	31112m	4.59	UG		
54) m,p-Xylene	15.01	106	48783	18.78	UG		92
55) o-Xylene	15.66	106	23436	9.21	UG		80
70) 1,3-Dichlorobenzene	18.14	146	6654	2.09	UG	#	60
72) 1,4-Dichlorobenzene	18.26	146	44936	11.90	UG	#	83
74) 1,2-Dichlorobenzene	18.77	146	9051m	2.40	UG		
76) 1,2,4-Trichlorobenzene	21.08	180	35988	22.33	UG		96
78) Naphthalene	21.47	128	11472	4.78	UG	#	97

(#) = qualifier out of range (m) = manual integration

Quantitation Report

Data File : C:\HPCHEM\1\DATA\08-23-03\I6244.D Vial: 7
Acq On : 23 Aug 2003 12:48 Operator: DPEI
Sample : AISB-3C/13-13.5,07190-008,S,0.05g Inst : 5970 - In
Misc : WHITMAN/DEXTER_CHE,08/14/03,08/18/03 Multiplr: 1.00
MS Integration Params: rteint.p
Quant Time: Aug 25 9:13 2003 Quant Results File: IME0818.RES

Method : C:\HPCHEM\1\METHODS\IME0818.M (RTE Integrator)
Title : VOLATILE ORGANICS BY EPA METHOD 8260B
Last Update : Mon Aug 18 14:16:59 2003
Response via : Initial Calibration

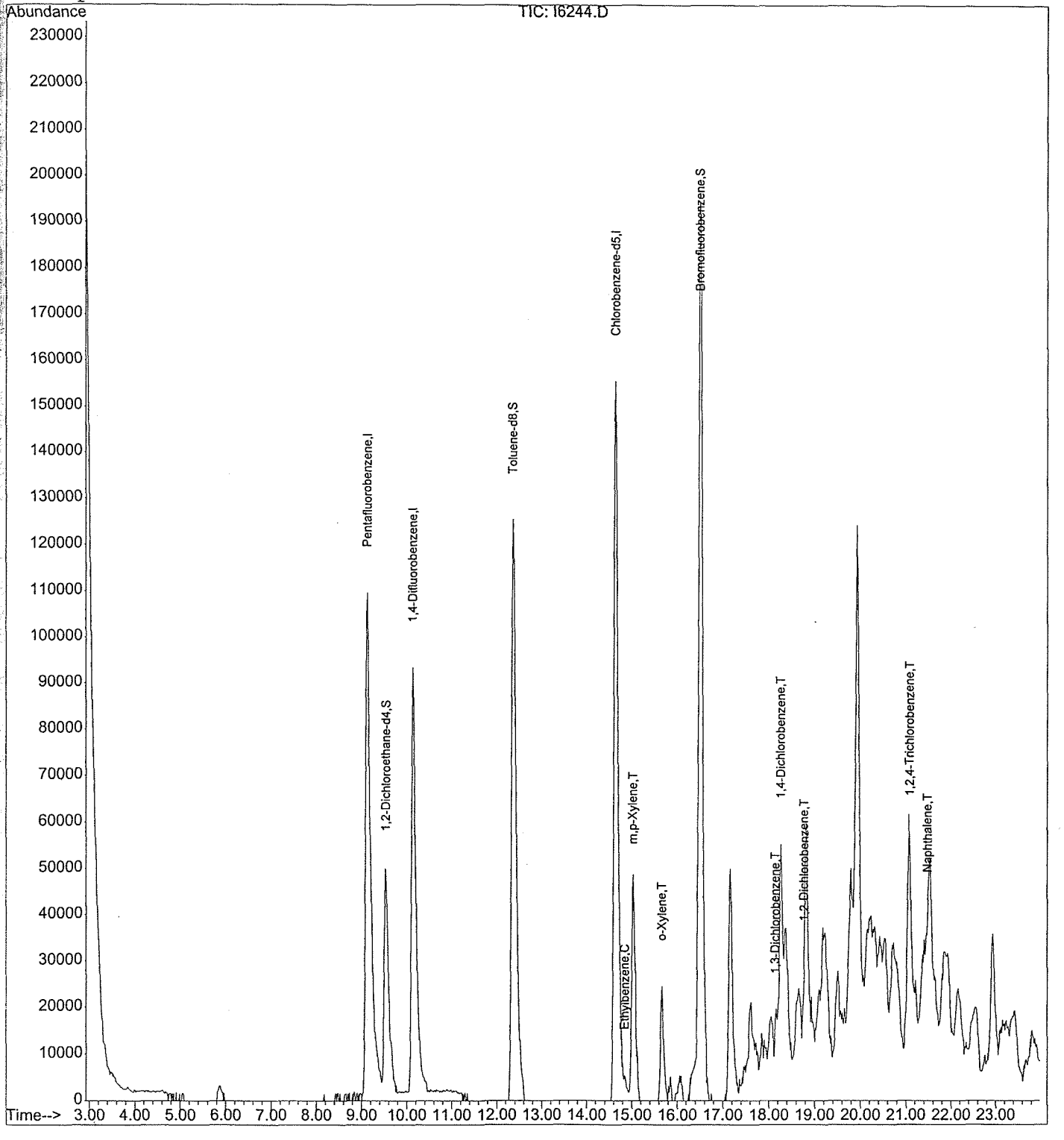

LSC Area Percent Report

Data File : C:\HPCHEM\1\DATA\08-23-03\I6244.D Vial: 7
Acq On : 23 Aug 2003 12:48 Operator: DPEI
Sample : AISB-3C/13-13.5,07190-008,S,0.05g Inst : 5970 - In
Misc : WHITMAN/DEXTER_CHE,08/14/03,08/18/03 Multiplr: 1.00
MS Integration Params: LSCINT.P

Method : C:\HPCHEM\1\METHODS\IME0818.M (RTE Integrator)
Title : VOLATILE ORGANICS BY EPA METHOD 8260B
Smoothing : OFF Filtering: 9
Sampling : 1 Min Area: 3 % of largest Peak
Start Thrs: 0.5 Max Peaks: 100
Stop Thrs : 0.5 Peak Location: TOP

If leading or trailing edge < 50 prefer < Baseline drop else tangent >
Peak separation: 5

Signal : TIC

peak #	R.T. min	first scan	max scan	last scan	PK TY	peak height	corr. area	corr. % max.	% of total
1	5.864	198	202	206	rBV	3290	17500	1.48%	0.198%
2	9.124	417	425	447	rBV	109689	870870	73.58%	9.845%
3	9.519	447	452	466	rVV2	46326	309366	26.14%	3.497%
4	10.132	488	494	512	rBV2	91481	614801	51.95%	6.950%
5	12.354	640	646	664	rBB	125617	897221	75.81%	10.143%
6	14.633	796	802	815	rBV	155712	974432	82.33%	11.015%
7	15.028	823	829	839	rVB2	48584	270065	22.82%	3.053%
8	15.656	867	872	881	rBB	24610	116953	9.88%	1.322%
9	16.051	896	899	905	rVB2	5531	26701	2.26%	0.302%
10	16.489	923	929	944	rVB2	194553	1183537	100.00%	13.379%
11	17.161	969	975	987	rBV3	49976	298690	25.24%	3.376%
12	17.482	994	997	998	rVV	4276	12141	1.03%	0.137%
13	17.541	998	1001	1002	rVV	5272	15536	1.31%	0.176%
14	17.614	1002	1006	1011	rVV2	16429	87513	7.39%	0.989%
15	17.716	1011	1013	1014	rVV	6799	14844	1.25%	0.168%
16	17.847	1017	1022	1024	rVV	8060	24157	2.04%	0.273%
17	18.052	1030	1036	1040	rVV3	9581	52910	4.47%	0.598%
18	18.154	1040	1043	1045	rBV3	10377	33627	2.84%	0.380%
19	18.256	1046	1050	1055	rVV3	44233	220670	18.64%	2.495%
20	18.373	1055	1058	1067	rVB3	28451	147076	12.43%	1.663%
21	18.651	1068	1077	1082	rBV5	14903	108712	9.19%	1.229%
22	18.812	1082	1088	1095	rBV4	46814	246996	20.87%	2.792%
23	19.089	1101	1107	1109	rBV3	11431	49726	4.20%	0.562%
24	19.177	1110	1113	1114	rBV	13351	29605	2.50%	0.335%
25	19.499	1129	1135	1138	rBV4	16840	83314	7.04%	0.942%
26	19.791	1147	1155	1158	rBV4	33545	189408	16.00%	2.141%
27	19.922	1158	1164	1172	rVB	100212	554619	46.86%	6.270%
28	20.156	1177	1180	1181	rBV2	7974	23091	1.95%	0.261%
29	20.726	1212	1219	1223	rBV3	15221	99519	8.41%	1.125%
30	21.062	1234	1242	1251	rBV7	50615	328665	27.77%	3.715%
31	21.399	1258	1265	1267	rBV3	16847	85241	7.20%	0.964%

32	21.515	1269	1273	1280	rVB4	27937	156524	13.23%	1.769%
33	21.852	1289	1296	1299	rBV3	15442	102463	8.66%	1.158%
34	22.158	1311	1317	1326	rVB4	14257	114826	9.70%	1.298%
35	22.553	1334	1344	1351	rVB4	13809	136975	11.57%	1.548%
36	22.933	1363	1370	1378	rBV2	27356	169377	14.31%	1.915%
37	23.123	1378	1383	1384	rBV3	6061	22790	1.93%	0.258%
38	23.415	1396	1403	1413	rVB5	13245	117219	9.90%	1.325%
39	23.678	1416	1421	1423	rBV2	4868	21904	1.85%	0.248%
40	23.810	1428	1430	1436	rVB3	3953	16565	1.40%	0.187%

Sum of corrected areas: 8846149

I6244.D IME0818.M Mon Aug 25 09:49:12 2003 MSD_I

LSC Report - Integrated Chromatogram

File : C:\HPCHEM\1\DATA\08-23-03\I6244.D
Operator : DPEI
Acquired : 23 Aug 2003 12:48 using AcqMethod VOAI
Instrument : 5970 - In
Sample Name: AISB-3C/13-13.5,07190-008,S,0.05g
Misc Info : WHITMAN/DEXTER_CHE,08/14/03,08/18/03
Vial Number: 7
Quant File :IME0818.RES (RTE Integrator)

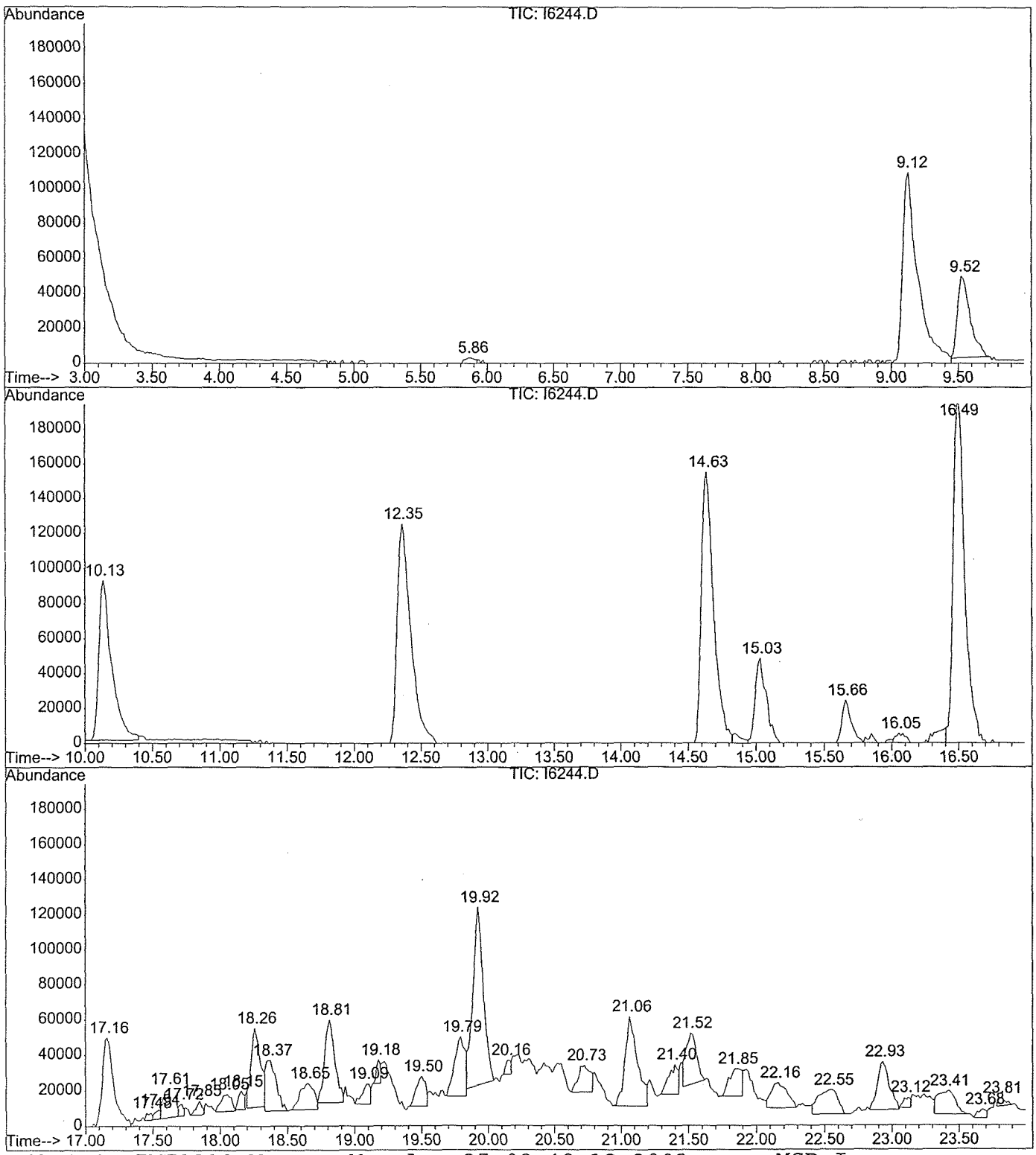

I6244.D IME0818.M Mon Aug 25 09:49:12 2003 MSD_I

Library Search Compound Report

Data File : C:\HPCHEM\1\DATA\08-23-03\I6244.D Vial: 7
Acq On : 23 Aug 2003 12:48 Operator: DPEI
Sample : AISB-3C/13-13.5,07190-008,S,0.05g Inst : 5970 - In
Misc : WHITMAN/DEXTER_CHE,08/14/03,08/18/03 Multiplr: 1.00
MS Integration Params: LSCINT.P

Quant Method : C:\HPCHEM\1\METHODS\IME0818.M (RTE Integrator)
Title : VOLATILE ORGANICS BY EPA METHOD 8260B
Library : C:\DATABASE\NIST98.L

****

Peak Number 1 Unknown alkane Concentration Rank 2

R.T.	EstConc	Area	Relative to ISTD	R.T.
17.16	15.33 UG	298690	Chlorobenzene-d5	14.63

Hit# of 5	Tentative ID	MW	MolForm	CAS#	Qual
1	Nonane	128	C9H20	000111-84-2	39
2	Propanoic acid, heptyl ester	172	C10H20O2	002216-81-1	33
3	Pentane, 2,3-dimethyl-	100	C7H16	000565-59-3	33
4	Pentane, 2,3-dimethyl-	100	C7H16	000565-59-3	33

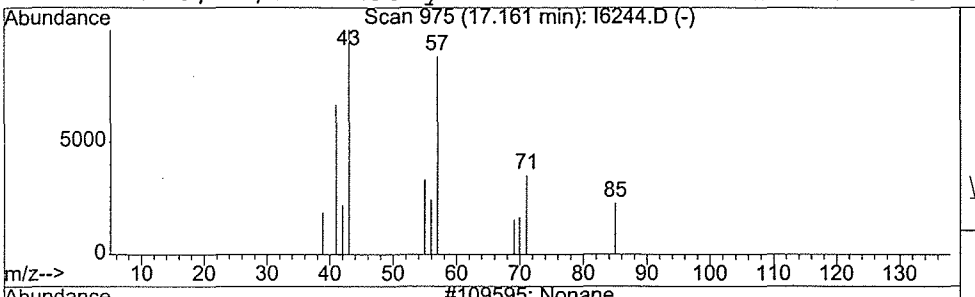

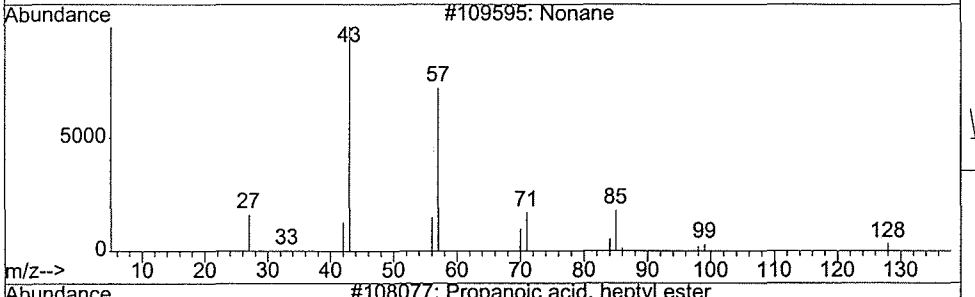

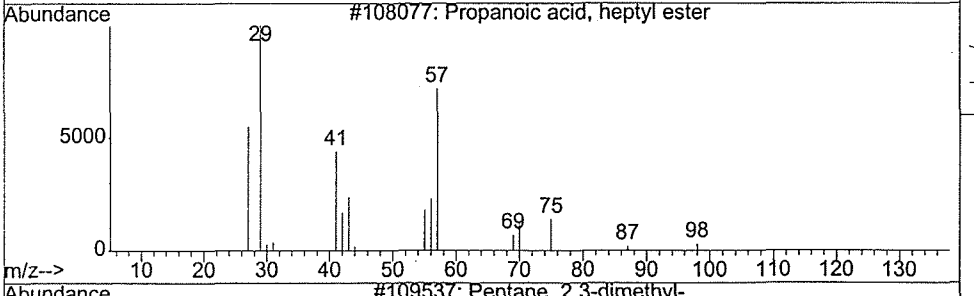

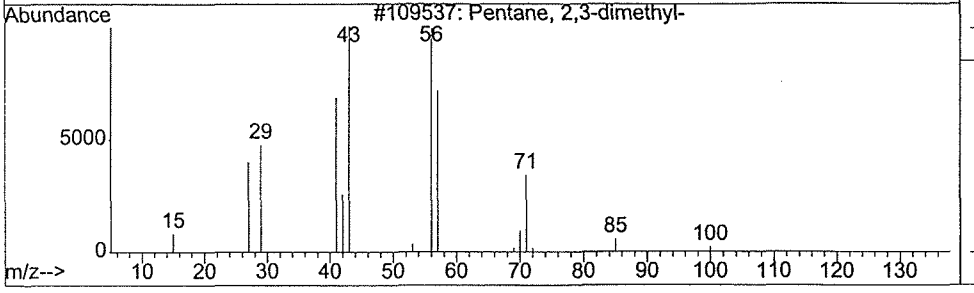

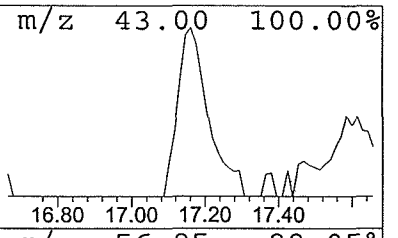

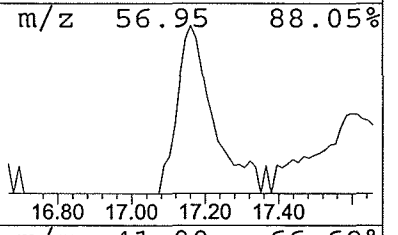

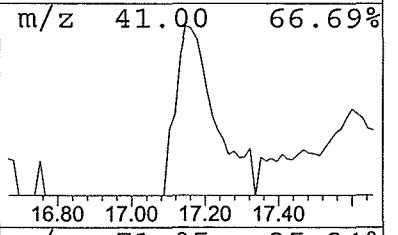

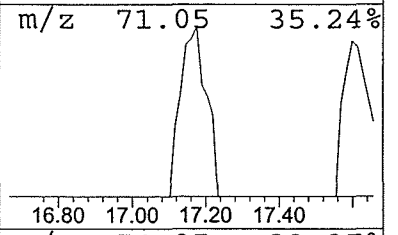

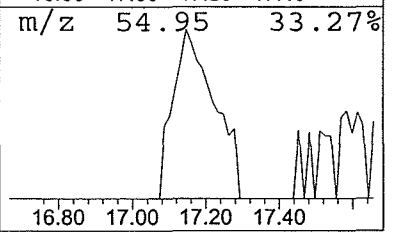

Library Search Compound Report

Data File : C:\HPCHEM\1\DATA\08-23-03\I6244.D Vial: 7
Acq On : 23 Aug 2003 12:48 Operator: DPEI
Sample : AISB-3C/13-13.5,07190-008,S,0.05g Inst : 5970 - In
Misc : WHITMAN/DEXTER_CHE,08/14/03,08/18/03 Multiplr: 1.00
MS Integration Params: LSCINT.P

Quant Method : C:\HPCHEM\1\METHODS\IME0818.M (RTE Integrator)
Title : VOLATILE ORGANICS BY EPA METHOD 8260B
Library : C:\DATABASE\NIST98.L

****

Peak Number 2 Unknown alkane Concentration Rank 5

R.T.	EstConc	Area	Relative to ISTD	R.T.
18.37	7.55 UG	147076	Chlorobenzene-d5	14.63

Hit# of 5	Tentative ID	MW	MolForm	CAS#	Qual
1	Azetidine, 1-methyl-	71	C4H9N	004923-79-9	9
2	Pentane, 2,2-dimethyl-	100	C7H16	000590-35-2	9
3	Heptane, 2,2,3,4,6,6-hexamethyl-	184	C13H28	062108-32-1	9
4	Pentane, 2,2-dimethyl-	100	C7H16	000590-35-2	9

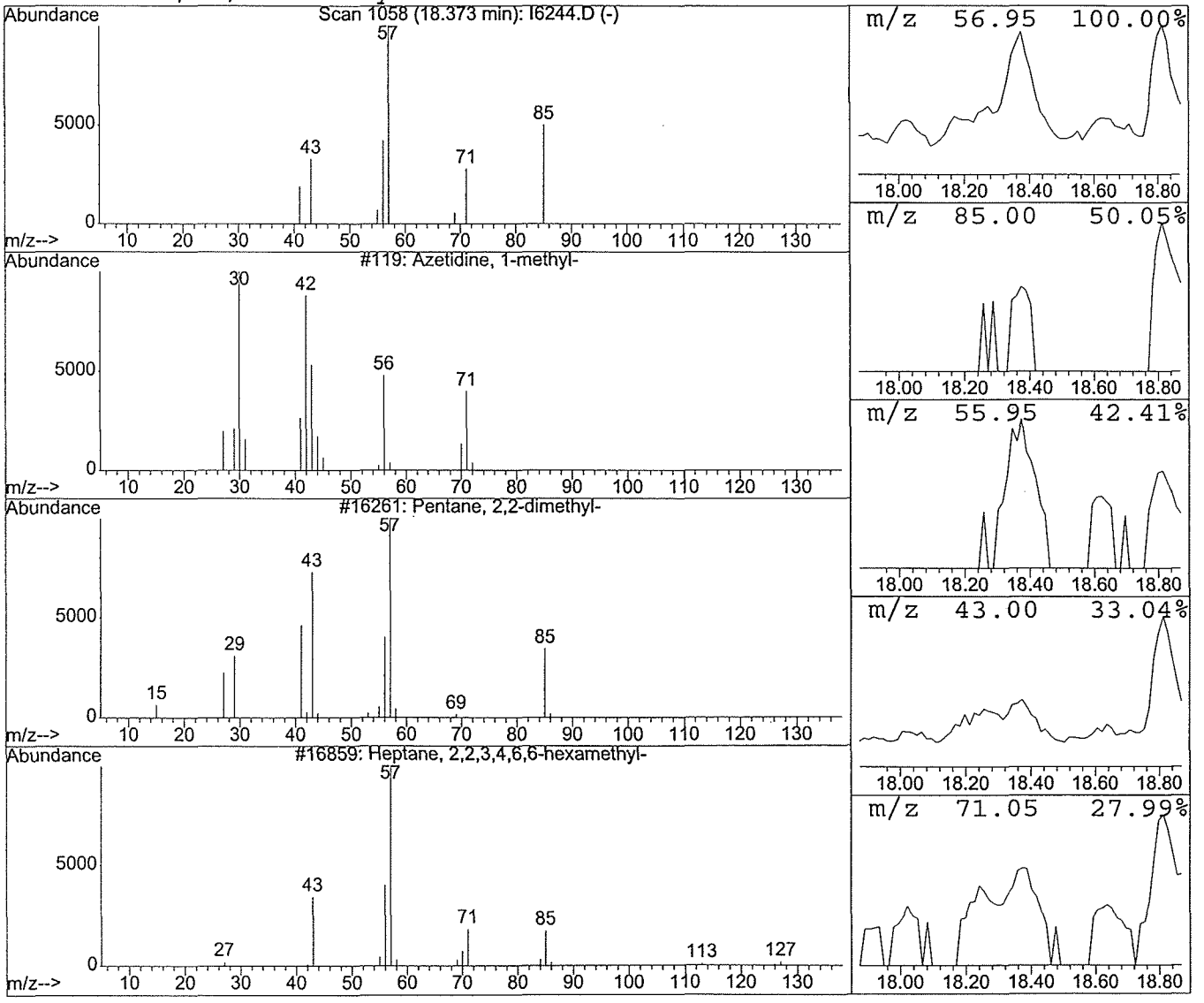

0190

Library Search Compound Report

Data File : C:\HPCHEM\1\DATA\08-23-03\I6244.D Vial: 7
Acq On : 23 Aug 2003 12:48 Operator: DPEI
Sample : AISB-3C/13-13.5,07190-008,S,0.05g Inst : 5970 - In
Misc : WHITMAN/DEXTER_CHE,08/14/03,08/18/03 Multiplr: 1.00
MS Integration Params: LSCINT.P

Quant Method : C:\HPCHEM\1\METHODS\IME0818.M (RTE Integrator)
Title : VOLATILE ORGANICS BY EPA METHOD 8260B
Library : C:\DATABASE\NIST98.L

****

Peak Number 3 Unknown Concentration Rank 9

R.T.	EstConc	Area	Relative to ISTD	R.T.
18.65	5.58 UG	108712	Chlorobenzene-d5	14.63

Hit# of 5	Tentative ID	MW	MolForm	CAS#	Qual
1	Aziridine, 2-methyl-	57	C3H7N	000075-55-8	4
2	Aziridine, 2-methyl-	57	C3H7N	000075-55-8	4
3	Pentane, 2,3-dimethyl-	100	C7H16	000565-59-3	4
4	Pentane, 2,3-dimethyl-	100	C7H16	000565-59-3	4

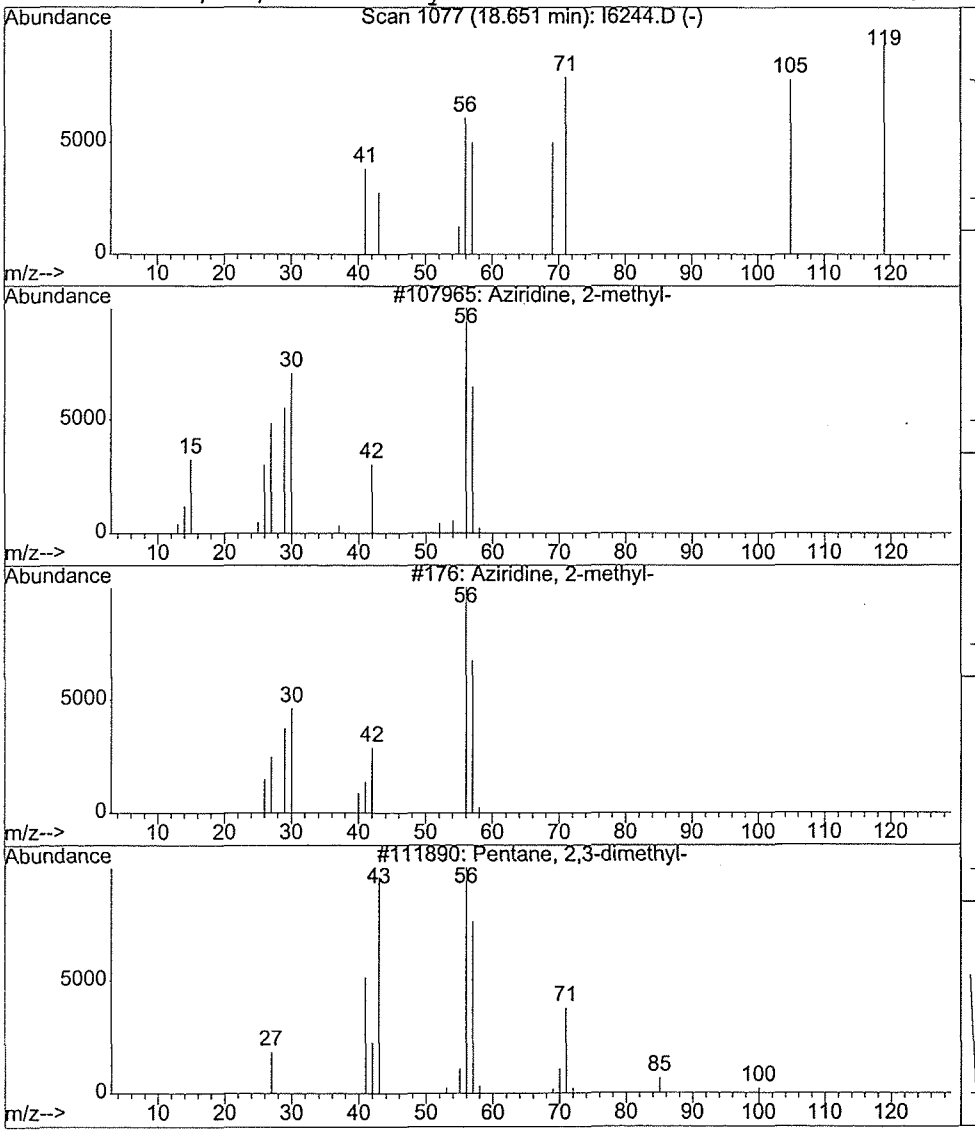

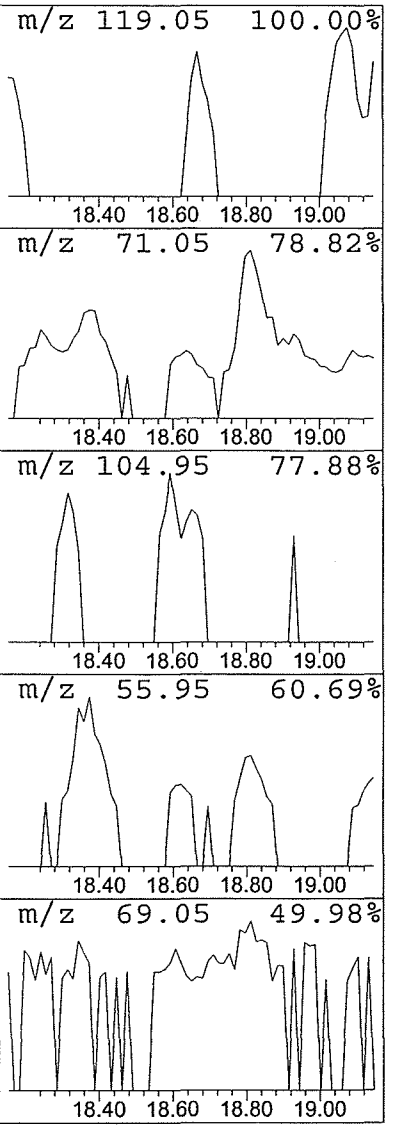

0191

Library Search Compound Report

Data File : C:\HPCHEM\1\DATA\08-23-03\I6244.D Vial: 7
Acq On : 23 Aug 2003 12:48 Operator: DPEI
Sample : AISB-3C/13-13.5,07190-008,S,0.05g Inst : 5970 - In
Misc : WHITMAN/DEXTER_CHE,08/14/03,08/18/03 Multiplr: 1.00
MS Integration Params: LSCINT.P

Quant Method : C:\HPCHEM\1\METHODS\IME0818.M (RTE Integrator)
Title : VOLATILE ORGANICS BY EPA METHOD 8260B
Library : C:\DATABASE\NIST98.L

****

Peak Number 4 Substituted benzene Concentration Rank 3

R.T.	EstConc	Area	Relative to ISTD	R.T.
19.79	9.72 UG	189408	Chlorobenzene-d5	14.63

Hit# of 5	Tentative ID	MW	MolForm	CAS#	Qual
1	Benzene, 4-ethyl-1,2-dimethyl-	134	C10H14	000934-80-5	9
2	Heptane, 2,3,6-trimethyl-	142	C10H22	004032-93-3	9
3	Pentanoic acid, butyl ester	158	C9H18O2	000591-68-4	9
4	Pentane, 2,2,3,3-tetramethyl-	128	C9H20	007154-79-2	9

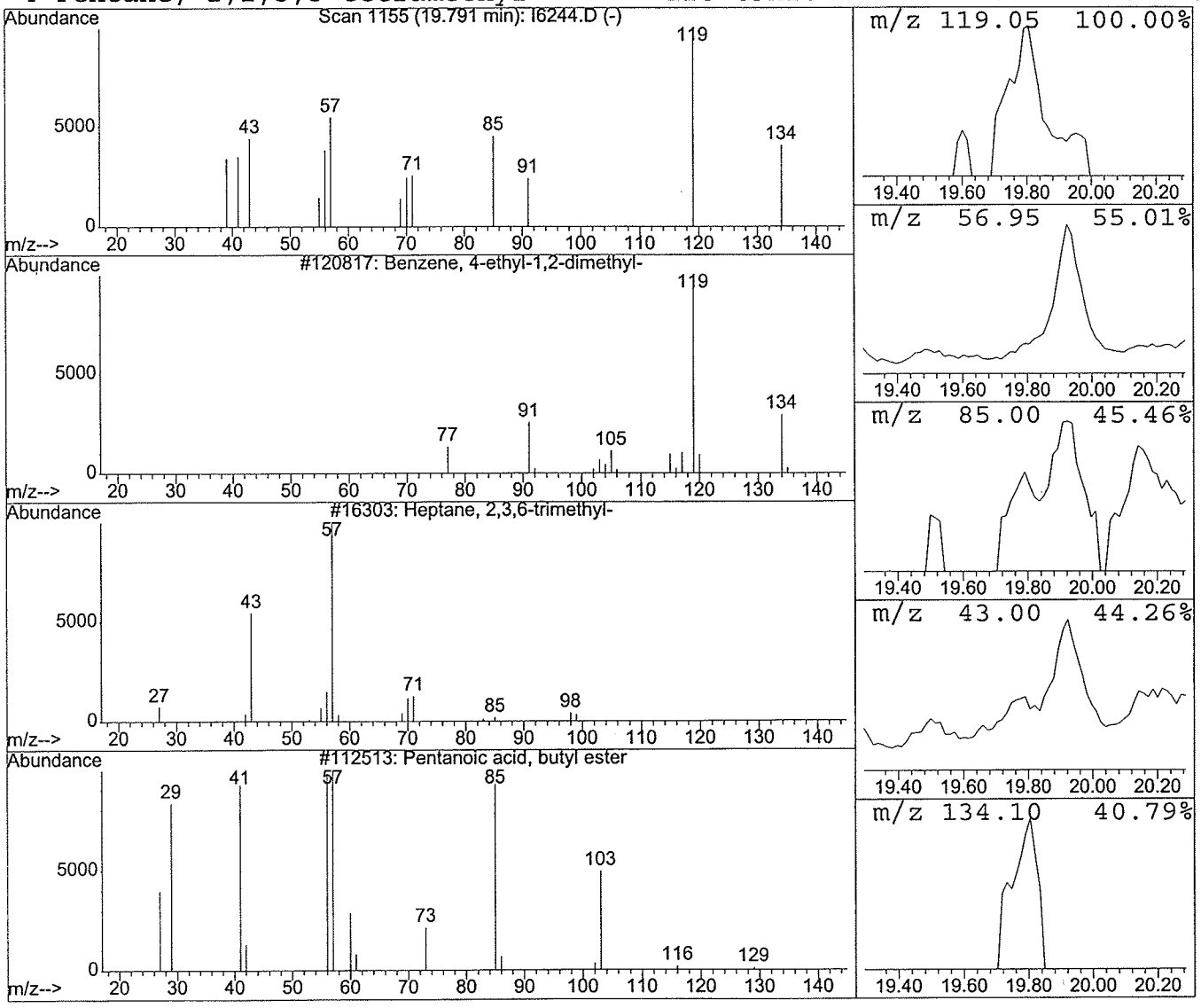

0192

Library Search Compound Report

Data File : C:\HPCHEM\1\DATA\08-23-03\I6244.D Vial: 7
Acq On : 23 Aug 2003 12:48 Operator: DPEI
Sample : AISB-3C/13-13.5,07190-008,S,0.05g Inst : 5970 - In
Misc : WHITMAN/DEXTER_CHE,08/14/03,08/18/03 Multiplr: 1.00
MS Integration Params: LSCINT.P

Quant Method : C:\HPCHEM\1\METHODS\IME0818.M (RTE Integrator)
Title : VOLATILE ORGANICS BY EPA METHOD 8260B
Library : C:\DATABASE\NIST98.L

****

Peak Number 5 Unknown alkane Concentration Rank 1

R.T.	EstConc	Area	Relative to ISTD	R.T.
19.92	28.46 UG	554619	Chlorobenzene-d5	14.63

Hit# of 5	Tentative ID	MW	MolForm	CAS#	Qual
1	Undecane, 2,6-dimethyl-	184	C13H28	017301-23-4	64
2	Dodecane, 2,6,10-trimethyl-	212	C15H32	003891-98-3	56
3	Undecane, 2,5-dimethyl-	184	C13H28	017301-22-3	50
4	Decane, 2,6,8-trimethyl-	184	C13H28	062108-26-3	50

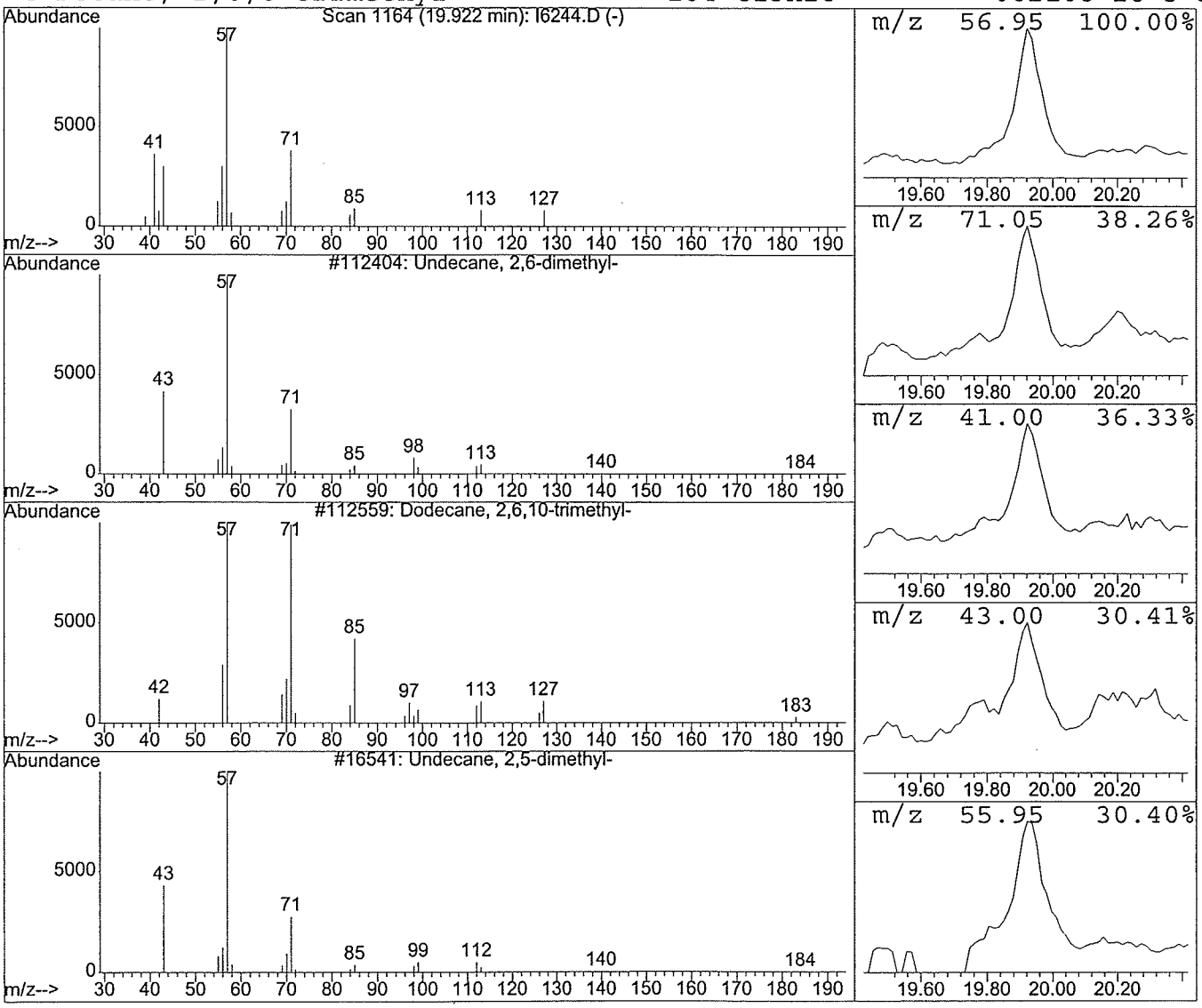

0193

Library Search Compound Report

Data File : C:\HPCHEM\1\DATA\08-23-03\I6244.D Vial: 7
Acq On : 23 Aug 2003 12:48 Operator: DPEI
Sample : AISB-3C/13-13.5,07190-008,S,0.05g Inst : 5970 - In
Misc : WHITMAN/DEXTER_CHE,08/14/03,08/18/03 Multiplr: 1.00
MS Integration Params: LSCINT.P

Quant Method : C:\HPCHEM\1\METHODS\IME0818.M (RTE Integrator)
Title : VOLATILE ORGANICS BY EPA METHOD 8260B
Library : C:\DATABASE\NIST98.L

****

Peak Number 6 Unknown alkane Concentration Rank 10

R.T.	EstConc	Area	Relative to ISTD	R.T.
21.85	5.26 UG	102463	Chlorobenzene-d5	14.63

Hit# of 5	Tentative ID	MW	MolForm	CAS#	Qual
1	Hexane, 3-methyl-	100	C7H16	000589-34-4	9
2	1-Pentanol, 3,3,4-trimethyl-	130	C8H18O	065502-58-1	9
3	Butane, 2,2,3-trimethyl-	100	C7H16	000464-06-2	9
4	Butane, 2,2-dimethyl-	86	C6H14	000075-83-2	9

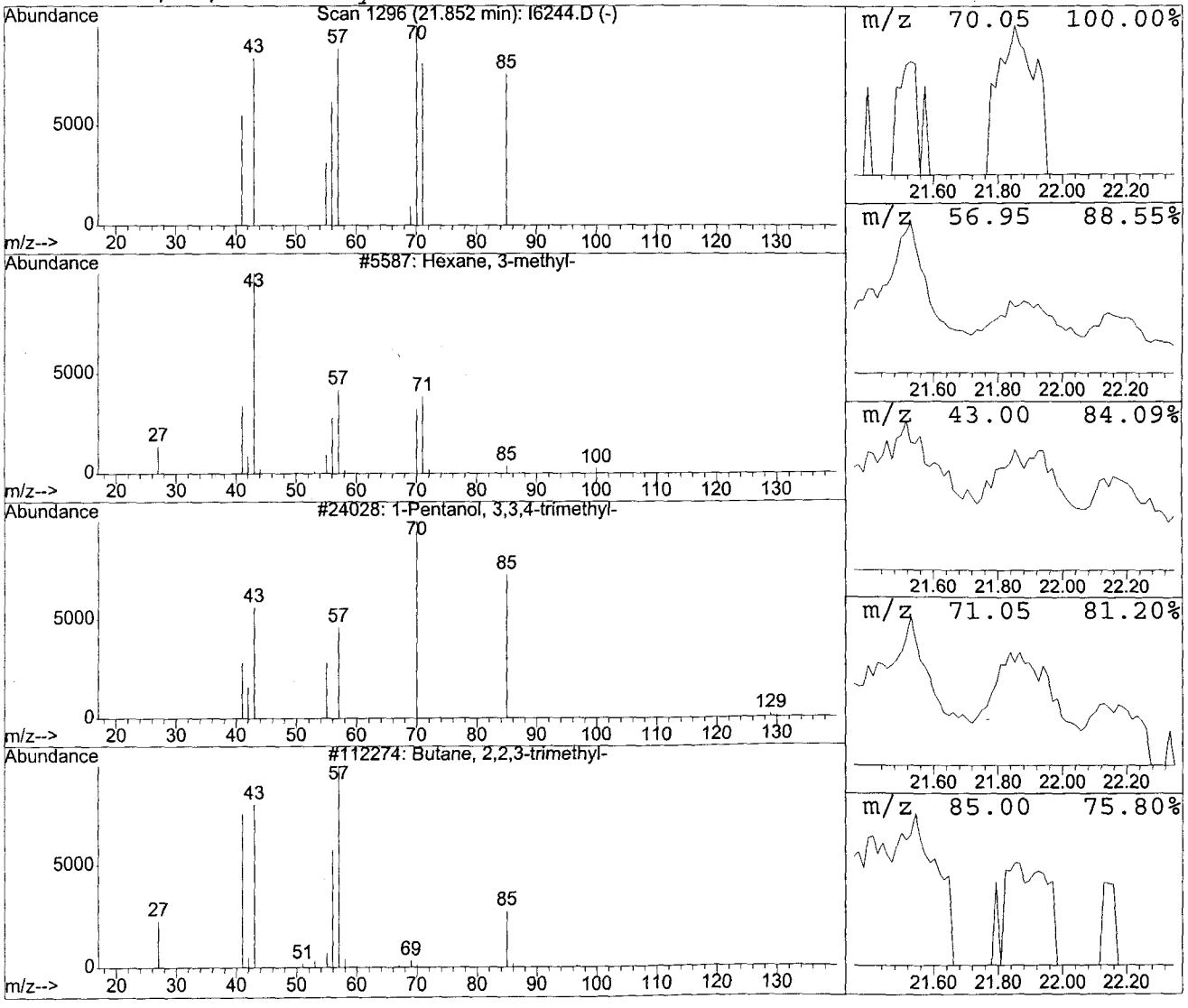

0194

Library Search Compound Report

Data File : C:\HPCHEM\1\DATA\08-23-03\I6244.D Vial: 7
Acq On : 23 Aug 2003 12:48 Operator: DPEI
Sample : AISB-3C/13-13.5,07190-008,S,0.05g Inst : 5970 - In
Misc : WHITMAN/DEXTER_CHE,08/14/03,08/18/03 Multiplr: 1.00
MS Integration Params: LSCINT.P

Quant Method : C:\HPCHEM\1\METHODS\IME0818.M (RTE Integrator)
Title : VOLATILE ORGANICS BY EPA METHOD 8260B
Library : C:\DATABASE\NIST98.L

****

Peak Number 7 Unknown alkane Concentration Rank 8

R.T.	EstConc	Area	Relative to ISTD	R.T.
22.16	5.89 UG	114826	Chlorobenzene-d5	14.63

Hit# of 5	Tentative ID	MW	MolForm	CAS#	Qual
1	Pentane, 2,3-dimethyl-	100	C7H16	000565-59-3	9
2	Octane, 3,4-dimethyl-	142	C10H22	015869-92-8	9
3	Pentane, 2,3-dimethyl-	100	C7H16	000565-59-3	9
4	Pentane, 2,3-dimethyl-	100	C7H16	000565-59-3	9

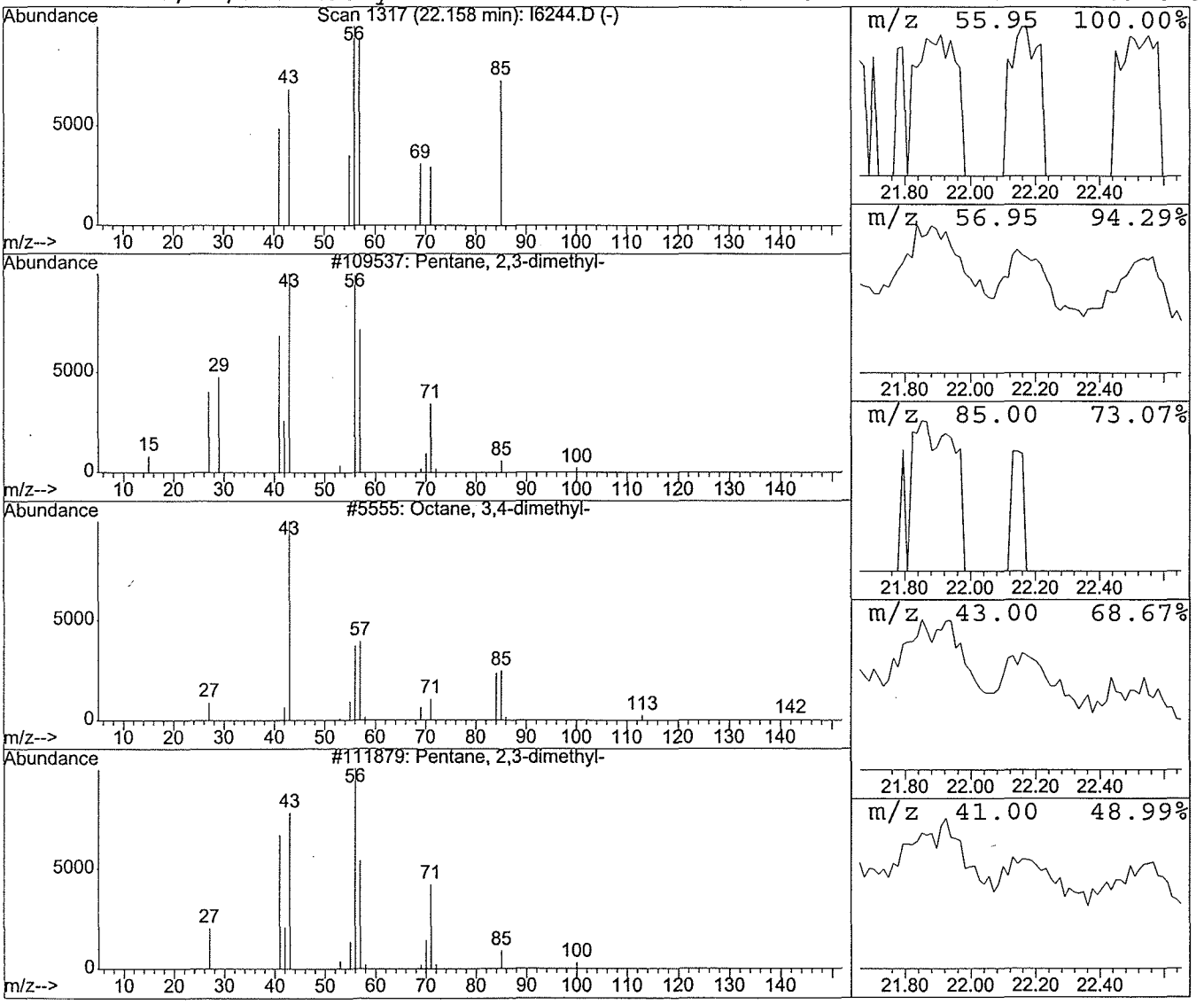

0195

Data File : C:\HPCHEM\1\DATA\08-23-03\I6244.D Vial: 7
Acq On : 23 Aug 2003 12:48 Operator: DPEI
Sample : AISB-3C/13-13.5,07190-008,S,0.05g Inst : 5970 - In
Misc : WHITMAN/DEXTER_CHE,08/14/03,08/18/03 Multiplr: 1.00
MS Integration Params: LSCINT.P

Quant Method : C:\HPCHEM\1\METHODS\IME0818.M (RTE Integrator)
Title : VOLATILE ORGANICS BY EPA METHOD 8260B
Library : C:\DATABASE\NIST98.L

****

Peak Number 8 Unknown alkane Concentration Rank 6

R.T.	EstConc	Area	Relative to ISTD	R.T.
22.55	7.03 UG	136975	Chlorobenzene-d5	14.63

Hit# of 5	Tentative ID	MW	MolForm	CAS#	Qual
1	Pentane, 3-ethyl-2,2-dimethyl-	128	C9H20	016747-32-3	4
2	Pentane, 3-ethyl-2,2-dimethyl-	128	C9H20	016747-32-3	4
3	Azetidine	57	C3H7N	000503-29-7	3
4	Ethane, diazo-	56	C2H4N2	001117-96-0	3

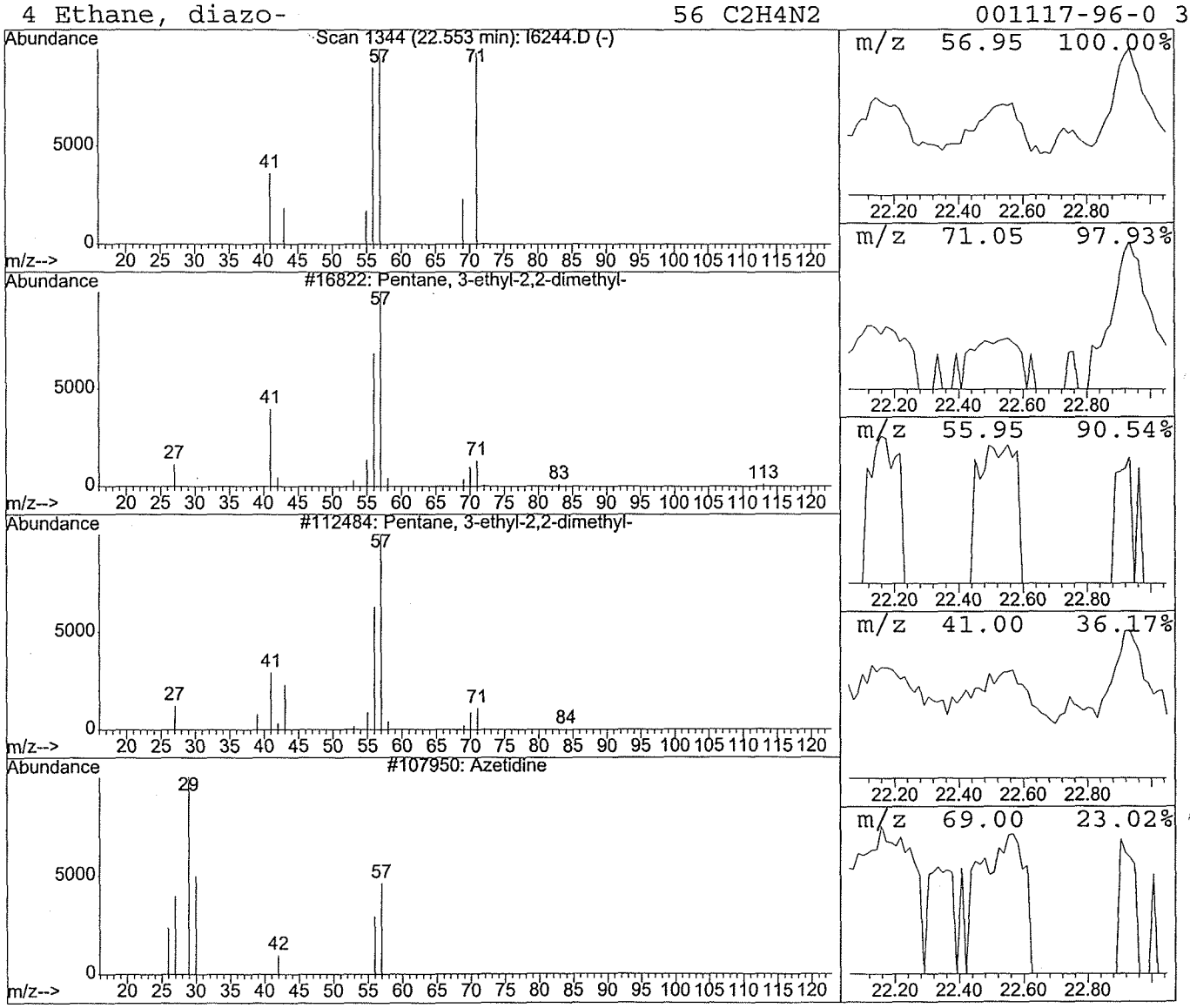

0196

Library Search Compound Report

Data File : C:\HPCHEM\1\DATA\08-23-03\I6244.D Vial: 7
Acq On : 23 Aug 2003 12:48 Operator: DPEI
Sample : AISB-3C/13-13.5,07190-008,S,0.05g Inst : 5970 - In
Misc : WHITMAN/DEXTER_CHE,08/14/03,08/18/03 Multiplr: 1.00
MS Integration Params: LSCINT.P

Quant Method : C:\HPCHEM\1\METHODS\IME0818.M (RTE Integrator)
Title : VOLATILE ORGANICS BY EPA METHOD 8260B
Library : C:\DATABASE\NIST98.L

****

Peak Number 9 Unknown alkane Concentration Rank 4

R.T.	EstConc	Area	Relative to ISTD	R.T.
22.93	8.69 UG	169377	Chlorobenzene-d5	14.63

Hit# of 5	Tentative ID	MW	MolForm	CAS#	Qual
1	Hexane, 2,3,4-trimethyl-	128	C9H20	000921-47-1	33
2	Butane, 2,2-dimethyl-	86	C6H14	000075-83-2	9
3	Pentane, 2,2-dimethyl-	100	C7H16	000590-35-2	9
4	1-Hexanol, 3-methyl-	116	C7H16O	013231-81-7	9

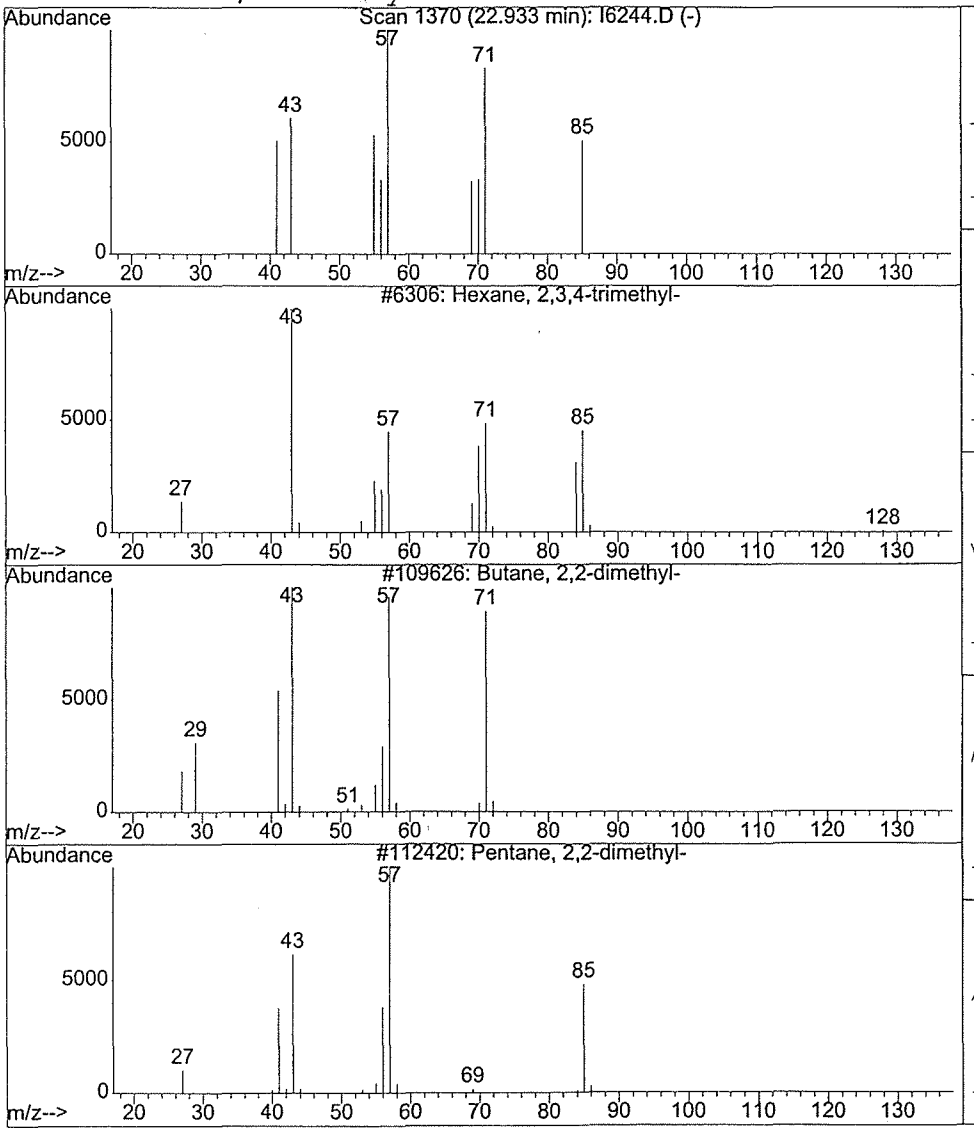

0197

Library Search Compound Report

Data File : C:\HPCHEM\1\DATA\08-23-03\I6244.D Vial: 7
Acq On : 23 Aug 2003 12:48 Operator: DPEI
Sample : AISB-3C/13-13.5,07190-008,S,0.05g Inst : 5970 - In
Misc : WHITMAN/DEXTER_CHE,08/14/03,08/18/03 Multiplr: 1.00
MS Integration Params: LSCINT.P

Quant Method : C:\HPCHEM\1\METHODS\IME0818.M (RTE Integrator)
Title : VOLATILE ORGANICS BY EPA METHOD 8260B
Library : C:\DATABASE\NIST98.L

****

Peak Number 10 Unknown Concentration Rank 7

R.T.	EstConc	Area	Relative to ISTD	R.T.
23.41	6.01 UG	117219	Chlorobenzene-d5	14.63

Hit# of 5	Tentative ID	MW	MolForm	CAS#	Qual
1	Aziridine, 2-methyl-	57	C3H7N	000075-55-8	5
2	Aziridine, 2-methyl-	57	C3H7N	000075-55-8	4
3	Ethane, diazo-	56	C2H4N2	001117-96-0	3
4	Methane, isocyanato-	57	C2H3NO	000624-83-9	3

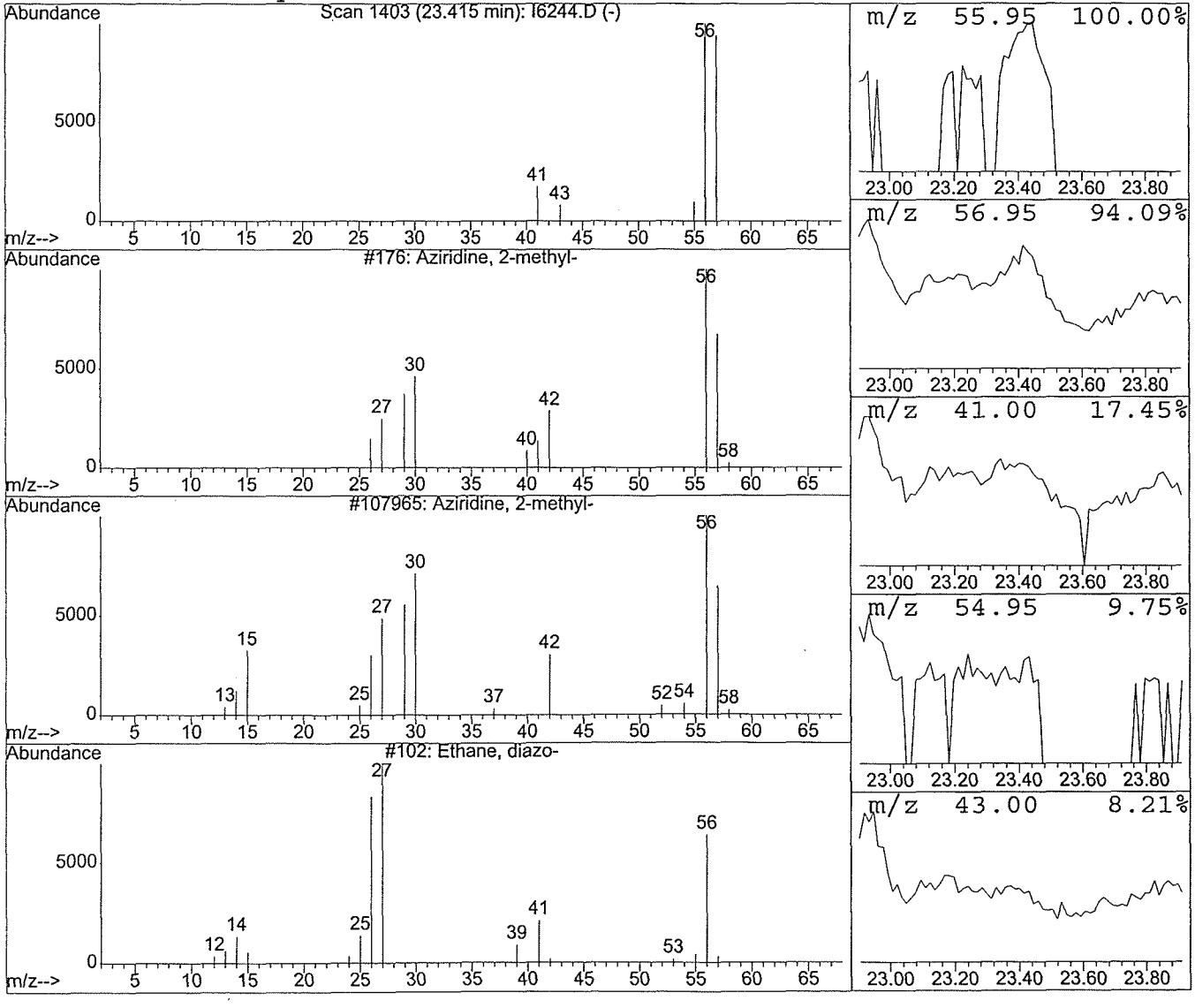

0198

Quantitation Report (QT Reviewed)

Data File : C:\HPCHEM\1\DATA\08-23-03\I6245.D Vial: 8
Acq On : 23 Aug 2003 13:19 Operator: DPEI
Sample : AISB-4A/7.5-8,07190-009,S,0.05g Inst : 5970 - In
Misc : WHITMAN/DEXTER_CHE,08/14/03,08/18/03 Multiplr: 1.00
MS Integration Params: rteint.p
Quant Time: Aug 25 9:15 2003 Quant Results File: IME0818.RES

Quant Method : C:\HPCHEM\1\METHODS\IME0818.M (RTE Integrator)
Title : VOLATILE ORGANICS BY EPA METHOD 8260B
Last Update : Mon Aug 18 14:16:59 2003
Response via : Initial Calibration
DataAcq Meth : VOAI

Internal Standards	R.T.	QIon	Response	Conc	Units	Dev(Min)
1) Pentafluorobenzene	9.14	168	324431	50.00	UG	-0.23
31) 1,4-Difluorobenzene	10.20	114	321588	50.00	UG	-0.25
50) Chlorobenzene-d5	14.72	117	314010	50.00	UG	-0.08
System Monitoring Compounds						
30) 1,2-Dichloroethane-d4	9.57	65	160087	56.60	UG	-0.24
Spiked Amount 50.000	Range 36 - 115		Recovery = 113.20%			
41) Toluene-d8	12.46	98	340055	58.12	UG	-0.18
Spiked Amount 50.000	Range 35 - 117		Recovery = 116.24%			
59) Bromofluorobenzene	16.54	95	242422	53.01	UG	-0.04
Spiked Amount 50.000	Range 47 - 115		Recovery = 106.02%			
Target Compounds						Qvalue
70) 1,3-Dichlorobenzene	18.18	146	2925	0.89	UG	# 60
72) 1,4-Dichlorobenzene	18.29	146	34741	8.95	UG	# 86
76) 1,2,4-Trichlorobenzene	21.09	180	19289	11.64	UG	94

(#) = qualifier out of range (m) = manual integration

Quantitation Report

Data File : C:\HPCHEM\1\DATA\08-23-03\I6245.D Vial: 8
Acq On : 23 Aug 2003 13:19 Operator: DPEI
Sample : AISB-4A/7.5-8,07190-009,S,0.05g Inst : 5970 - In
Misc : WHITMAN/DEXTER_CHE,08/14/03,08/18/03 Multiplr: 1.00
MS Integration Params: rteint.p
Quant Time: Aug 25 9:15 2003 Quant Results File: IME0818.RES

Method : C:\HPCHEM\1\METHODS\IME0818.M (RTE Integrator)
Title : VOLATILE ORGANICS BY EPA METHOD 8260B
Last Update : Mon Aug 18 14:16:59 2003
Response via : Initial Calibration

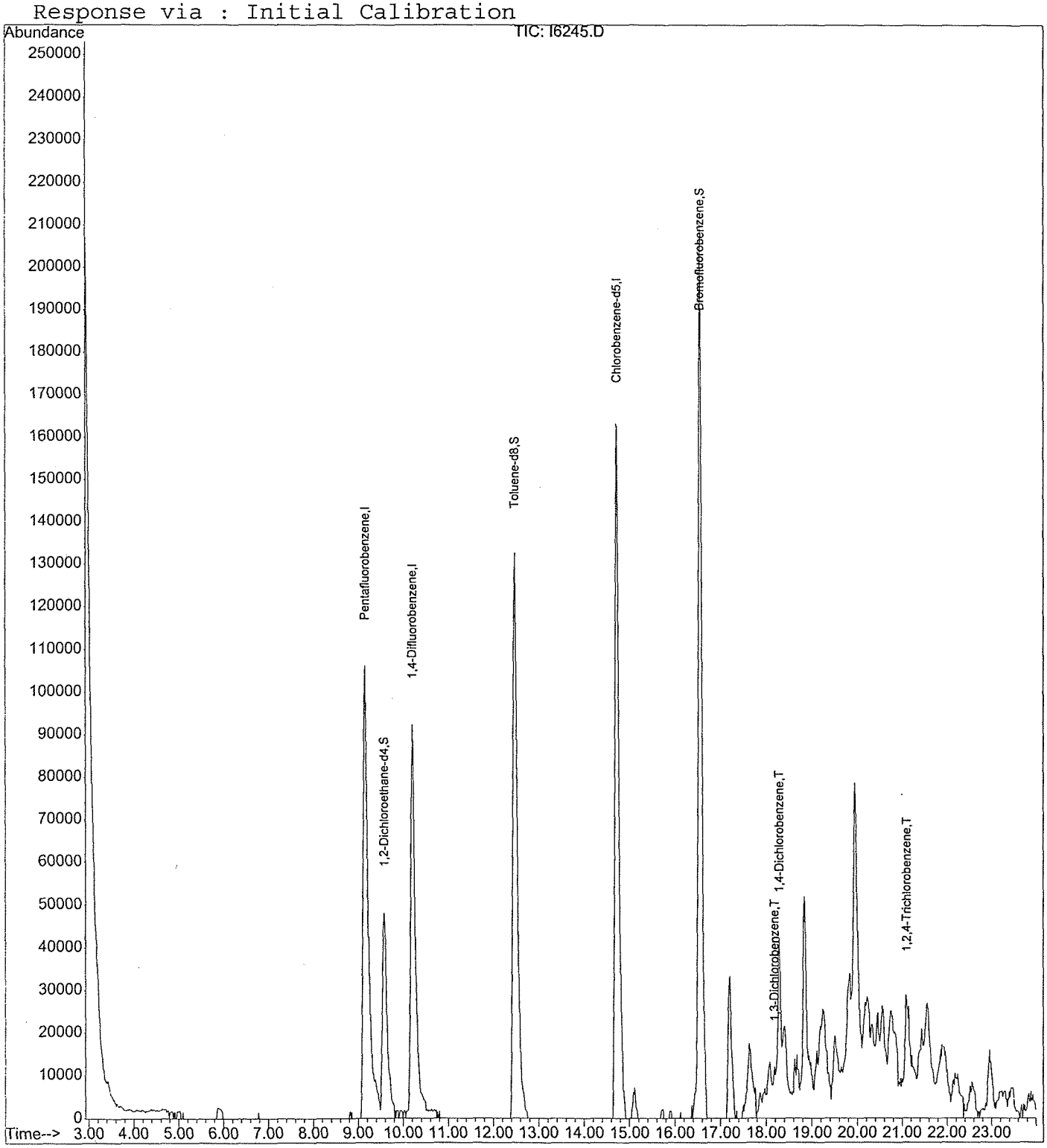

0200

LSC Area Percent Report

Data File : C:\HPCHEM\1\DATA\08-23-03\I6245.D Vial: 8
Acq On : 23 Aug 2003 13:19 Operator: DPEI
Sample : AISB-4A/7.5-8,07190-009,S,0.05g Inst : 5970 - In
Misc : WHITMAN/DEXTER_CHE,08/14/03,08/18/03 Multiplr: 1.00
MS Integration Params: LSCINT.P

Method : C:\HPCHEM\1\METHODS\IME0818.M (RTE Integrator)
Title : VOLATILE ORGANICS BY EPA METHOD 8260B
Smoothing : OFF Filtering: 9
Sampling : 1 Min Area: 3 % of largest Peak
Start Thrs: 0.5 Max Peaks: 100
Stop Thrs : 0.5 Peak Location: TOP

If leading or trailing edge < 50 prefer < Baseline drop else tangent >
Peak separation: 5

Signal : TIC

peak #	R.T. min	first scan	max scan	last scan	PK TY	peak height	corr. area	corr. % max.	% of total
1	9.145	420	426	441	rBV2	106242	799759	71.90%	10.917%
2	9.569	449	455	467	rBV	46481	319553	28.73%	4.362%
3	10.198	491	498	519	rVV2	91255	638892	57.44%	8.721%
4	12.464	647	653	673	rBB2	132675	905125	81.37%	12.355%
5	14.700	801	806	821	rBB	163372	990319	89.03%	13.518%
6	15.110	829	834	839	rBB	7166	30554	2.75%	0.417%
7	16.543	926	932	943	rVB2	210986	1112327	100.00%	15.184%
8	17.201	972	977	985	rBB	33445	175490	15.78%	2.395%
9	17.627	998	1006	1014	rVV	16769	120551	10.84%	1.646%
10	17.861	1017	1022	1025	rBV2	5968	26725	2.40%	0.365%
11	18.081	1032	1037	1041	rBV3	7734	35808	3.22%	0.489%
12	18.183	1041	1044	1045	rVV	6621	16246	1.46%	0.222%
13	18.285	1045	1051	1055	rVV2	36758	163651	14.71%	2.234%
14	18.402	1055	1059	1067	rVB3	16018	88265	7.94%	1.205%
15	18.622	1072	1074	1076	rBV2	8076	21002	1.89%	0.287%
16	18.827	1081	1088	1094	rBV	45556	217390	19.54%	2.967%
17	19.104	1102	1107	1109	rBV	9313	30719	2.76%	0.419%
18	19.177	1109	1112	1113	rBV2	9188	21535	1.94%	0.294%
19	19.514	1128	1135	1142	rBV3	15076	111575	10.03%	1.523%
20	19.822	1146	1156	1158	rBV5	23446	133575	12.01%	1.823%
21	19.939	1159	1164	1175	rVB3	62460	373832	33.61%	5.103%
22	20.173	1175	1180	1181	rBV2	11008	37277	3.35%	0.509%
23	20.320	1188	1190	1195	rVB2	5289	16671	1.50%	0.228%
24	20.451	1195	1199	1202	rVV2	9821	36911	3.32%	0.504%
25	20.554	1202	1206	1213	rVV4	14320	73950	6.65%	1.009%
26	20.744	1213	1219	1230	rVB3	17956	181699	16.34%	2.480%
27	21.080	1238	1242	1245	rBV3	20309	80299	7.22%	1.096%
28	21.431	1259	1266	1270	rBV3	11858	70150	6.31%	0.958%
29	21.562	1270	1275	1287	rVB3	19189	133986	12.05%	1.829%
30	21.884	1289	1297	1310	rVB3	13739	156639	14.08%	2.138%
31	22.147	1310	1315	1316	rBV	5417	19131	1.72%	0.261%

32	22.512	1337	1340	1341	rVV2	7241	19169	1.72%	0.262%
33	22.556	1341	1343	1350	rVV2	7936	39654	3.56%	0.541%
34	22.951	1366	1370	1378	rVB2	13910	77481	6.97%	1.058%
35	23.287	1390	1393	1397	rVB2	3870	16122	1.45%	0.220%
36	23.433	1397	1403	1404	rBV2	4613	20368	1.83%	0.278%
37	23.827	1425	1430	1432	rBV	4189	13461	1.21%	0.184%

Sum of corrected areas: 7325861

I6245.D IME0818.M Mon Aug 25 09:16:01 2003 MSD_I

LSC Report - Integrated Chromatogram

File : C:\HPCHEM\1\DATA\08-23-03\I6245.D
Operator : DPEI
Acquired : 23 Aug 2003 13:19 using AcqMethod VOAI
Instrument : 5970 - In
Sample Name: AISB-4A/7.5-8,07190-009,S,0.05g
Misc Info : WHITMAN/DEXTER_CHE,08/14/03,08/18/03
Vial Number: 8
Quant File :IME0818.RES (RTE Integrator)

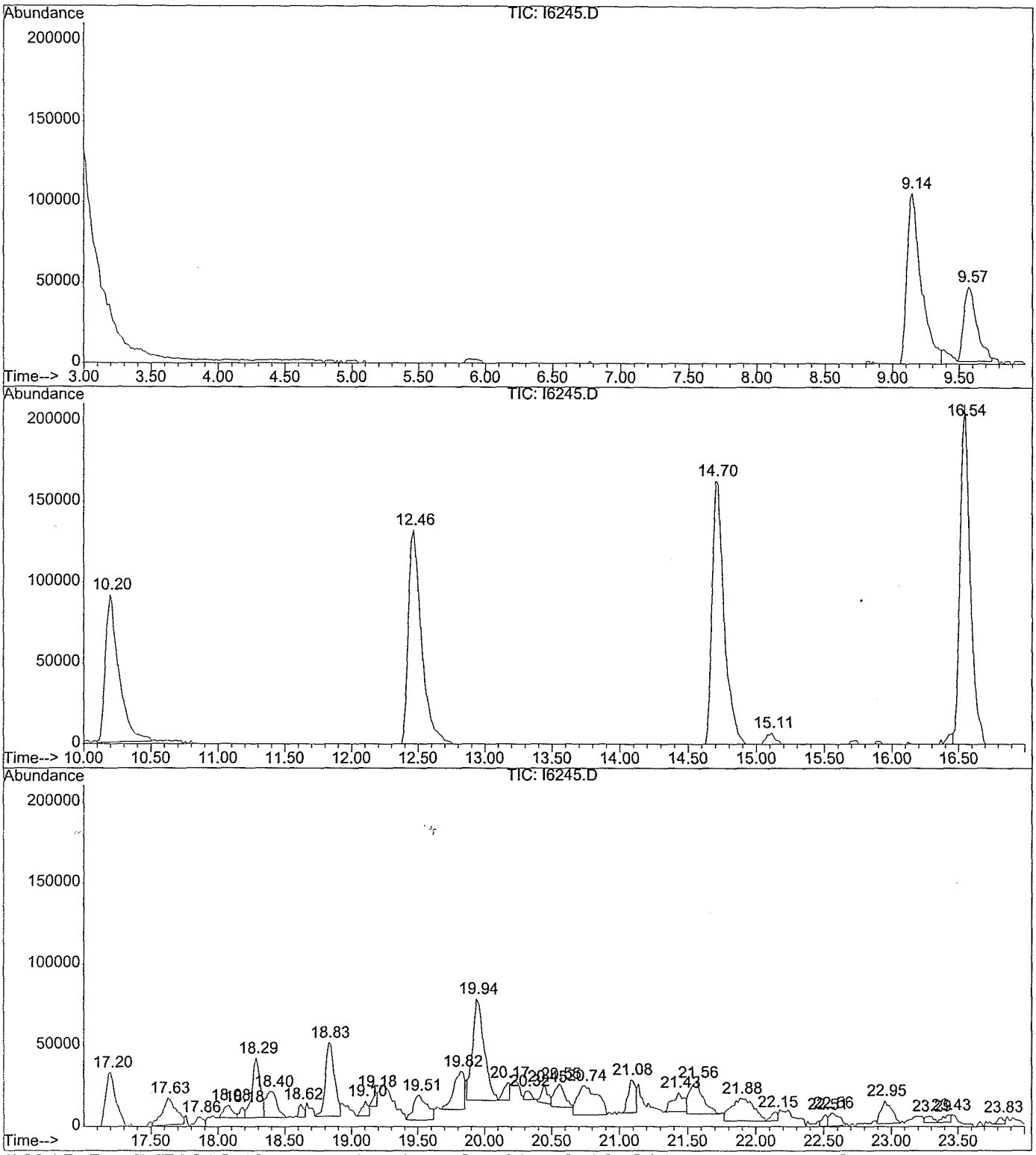

I6245.D IME0818.M Mon Aug 25 09:16:02 2003 MSD_I

Library Search Compound Report

Data File : C:\HPCHEM\1\DATA\08-23-03\I6245.D Vial: 8
Acq On : 23 Aug 2003 13:19 Operator: DPEI
Sample : AISB-4A/7.5-8,07190-009,S,0.05g Inst : 5970 - In
Misc : WHITMAN/DEXTER_CHE,08/14/03,08/18/03 Multiplr: 1.00
MS Integration Params: LSCINT.P

Quant Method : C:\HPCHEM\1\METHODS\IME0818.M (RTE Integrator)
Title : VOLATILE ORGANICS BY EPA METHOD 8260B
Library : C:\DATABASE\NIST98.L

****

Peak Number 1 Unknown alkane Concentration Rank 4

R.T.	EstConc	Area	Relative to ISTD	R.T.
17.20	8.86 UG	175490	Chlorobenzene-d5	14.72

Hit# of 5	Tentative ID	MW	MolForm	CAS#	Qual
1	Butane, 2,2-dimethyl-	86	C6H14	000075-83-2	59
2	Butane, 2,2,3-trimethyl-	100	C7H16	000464-06-2	9
3	Butane, 2,2-dimethyl-	86	C6H14	000075-83-2	9
4	2,4,6,8-Tetramethyl-1-undecene	210	C15H30	059920-26-2	9

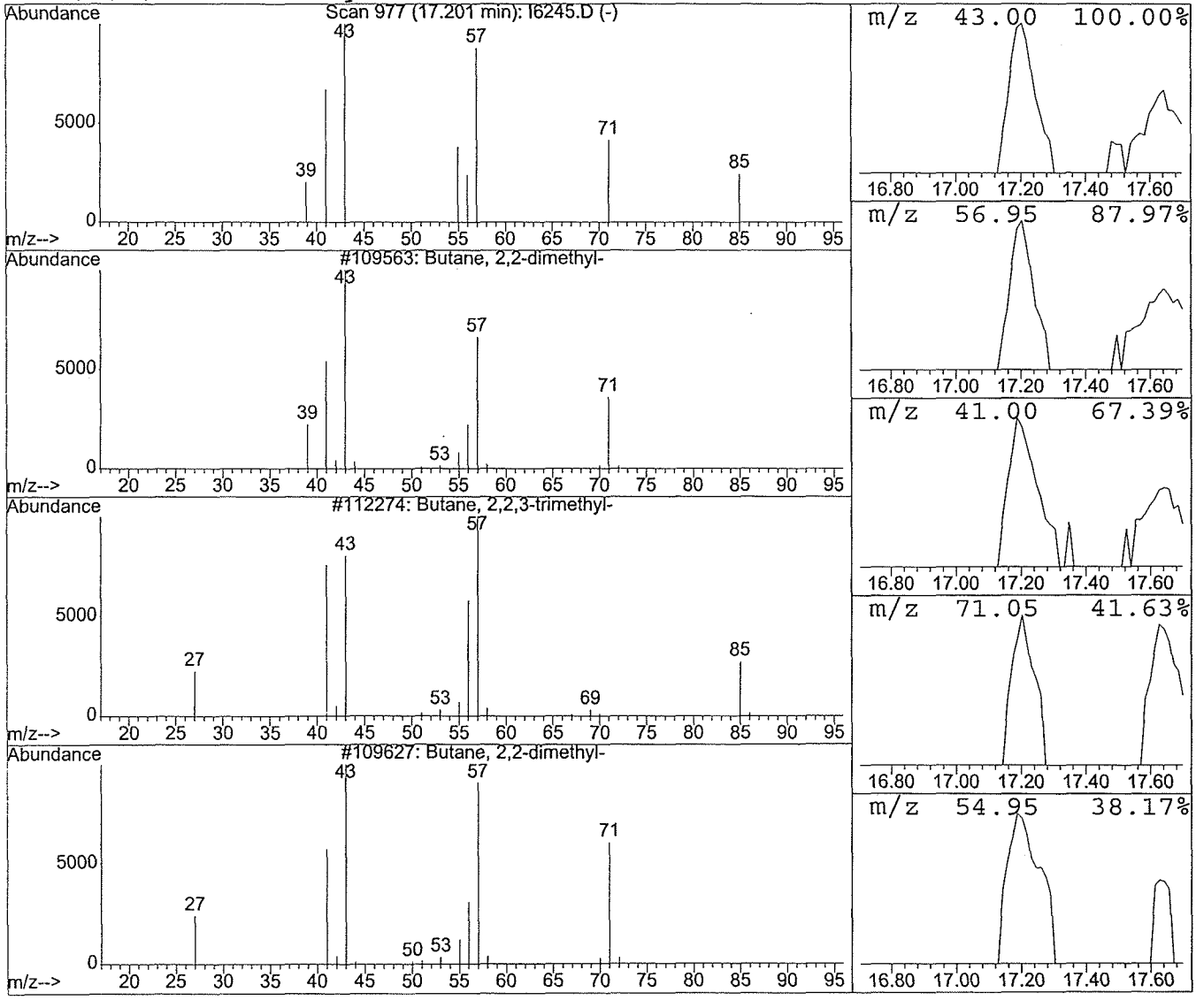

0204

Library Search Compound Report

Data File : C:\HPCHEM\1\DATA\08-23-03\I6245.D Vial: 8
Acq On : 23 Aug 2003 13:19 Operator: DPEI
Sample : AISB-4A/7.5-8,07190-009,S,0.05g Inst : 5970 - In
Misc : WHITMAN/DEXTER_CHE,08/14/03,08/18/03 Multiplr: 1.00
MS Integration Params: LSCINT.P

Quant Method : C:\HPCHEM\1\METHODS\IME0818.M (RTE Integrator)
Title : VOLATILE ORGANICS BY EPA METHOD 8260B
Library : C:\DATABASE\NIST98.L

****

Peak Number 2 Unknown Concentration Rank 8

R.T.	EstConc	Area	Relative to ISTD	R.T.
17.63	6.09 UG	120551	Chlorobenzene-d5	14.72

Hit# of 5	Tentative ID	MW	MolForm	CAS#	Qual
1	Furan, 2,5-dihydro-	70	C4H6O	001708-29-8	4
2	Vinyl Ether	70	C4H6O	000109-93-3	4
3	2,3-Dihydrofuran	70	C4H6O	001191-99-7	4
4	Vinyl Ether	70	C4H6O	000109-93-3	4

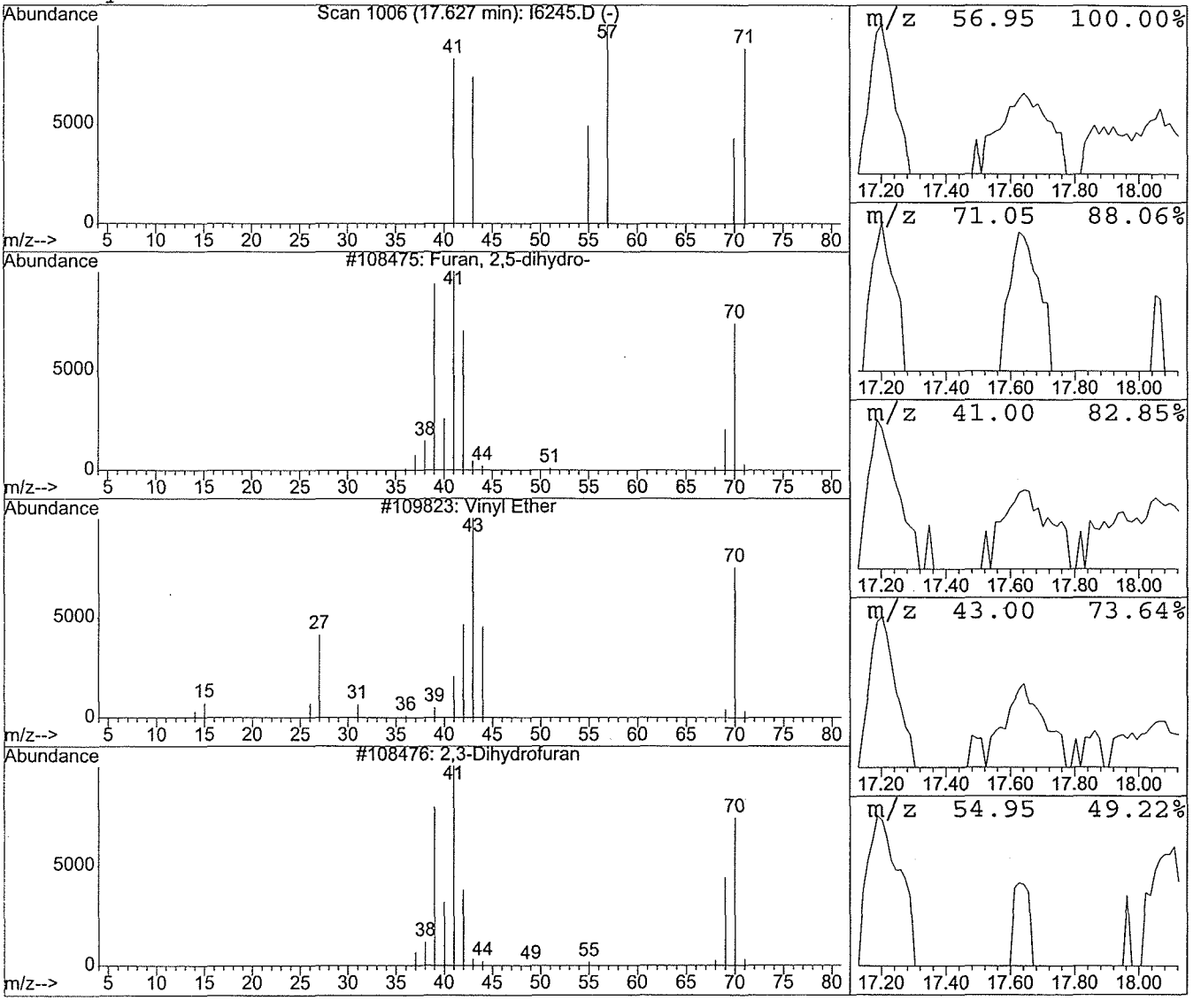

0205

Library Search Compound Report

Data File : C:\HPCHEM\1\DATA\08-23-03\I6245.D Vial: 8
Acq On : 23 Aug 2003 13:19 Operator: DPEI
Sample : AISB-4A/7.5-8,07190-009,S,0.05g Inst : 5970 - In
Misc : WHITMAN/DEXTER_CHE,08/14/03,08/18/03 Multiplr: 1.00
MS Integration Params: LSCINT.P

Quant Method : C:\HPCHEM\1\METHODS\IME0818.M (RTE Integrator)
Title : VOLATILE ORGANICS BY EPA METHOD 8260B
Library : C:\DATABASE\NIST98.L

****

Peak Number 3 Unknown alkane Concentration Rank 2

R.T.	EstConc	Area	Relative to ISTD	R.T.
18.83	10.98 UG	217390	Chlorobenzene-d5	14.72

Hit# of 5	Tentative ID	MW	MolForm	CAS#	Qual
1	Butane, 2,2-dimethyl-	86	C6H14	000075-83-2	28
2	Butane, 2,2-dimethyl-	86	C6H14	000075-83-2	28
3	Butane, 2,2-dimethyl-	86	C6H14	000075-83-2	25
4	2,4,6-Trimethyl-1-nonene	168	C12H24	055771-40-9	12



0206

Library Search Compound Report

Data File : C:\HPCHEM\1\DATA\08-23-03\I6245.D Vial: 8
Acq On : 23 Aug 2003 13:19 Operator: DPEI
Sample : AISB-4A/7.5-8,07190-009,S,0.05g Inst : 5970 - In
Misc : WHITMAN/DEXTER_CHE,08/14/03,08/18/03 Multiplr: 1.00
MS Integration Params: LSCINT.P

Quant Method : C:\HPCHEM\1\METHODS\IME0818.M (RTE Integrator)
Title : VOLATILE ORGANICS BY EPA METHOD 8260B
Library : C:\DATABASE\NIST98.L

****

Peak Number 4 Unknown alkane Concentration Rank 9

R.T.	EstConc	Area	Relative to ISTD	R.T.
19.51	5.63 UG	111575	Chlorobenzene-d5	14.72

Hit# of 5	Tentative ID	MW	MolForm	CAS#	Qual
1	Hexane, 2,3,4-trimethyl-	128	C9H20	000921-47-1	9
2	Oxirane, 2-methyl-3-propyl-, cis-	100	C6H12O	006124-90-9	9
3	Azetidine, 1-methyl-	71	C4H9N	004923-79-9	5
4	Cyclobutanone, oxime	85	C4H7NO	002972-05-6	4

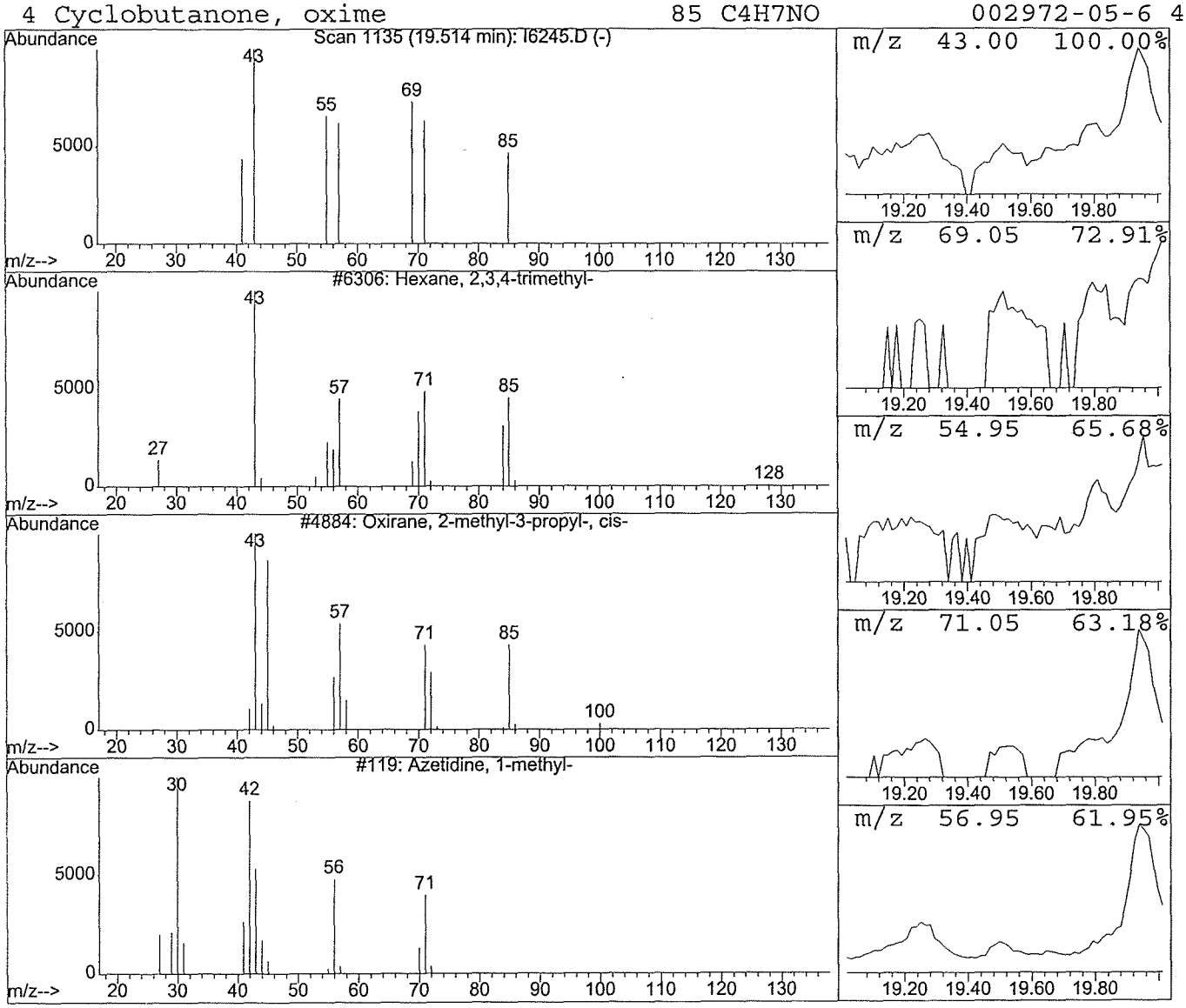

0207

Library Search Compound Report

Data File : C:\HPCHEM\1\DATA\08-23-03\I6245.D Vial: 8
Acq On : 23 Aug 2003 13:19 Operator: DPEI
Sample : AISB-4A/7.5-8,07190-009,S,0.05g Inst : 5970 - In
Misc : WHITMAN/DEXTER_CHE,08/14/03,08/18/03 Multiplr: 1.00
MS Integration Params: LSCINT.P

Quant Method : C:\HPCHEM\1\METHODS\IME0818.M (RTE Integrator)
Title : VOLATILE ORGANICS BY EPA METHOD 8260B
Library : C:\DATABASE\NIST98.L

****

Peak Number 5 Unknown alkane Concentration Rank 7

R.T.	EstConc	Area	Relative to ISTD	R.T.
19.82	6.74 UG	133575	Chlorobenzene-d5	14.72

Hit# of 5	Tentative ID	MW	MolForm	CAS#	Qual
1	trans-2,3-Epoxyoctane	128	C8H16O	028180-70-3	38
2	2(3H)-Furanone, dihydro-5-methyl-	100	C5H8O2	000108-29-2	9
3	cis-2,3-Epoxyoctane	128	C8H16O	023024-54-6	9
4	1,2,4-Triazolo[4,3-a]pyridine	119	C6H5N3	000274-80-6	5

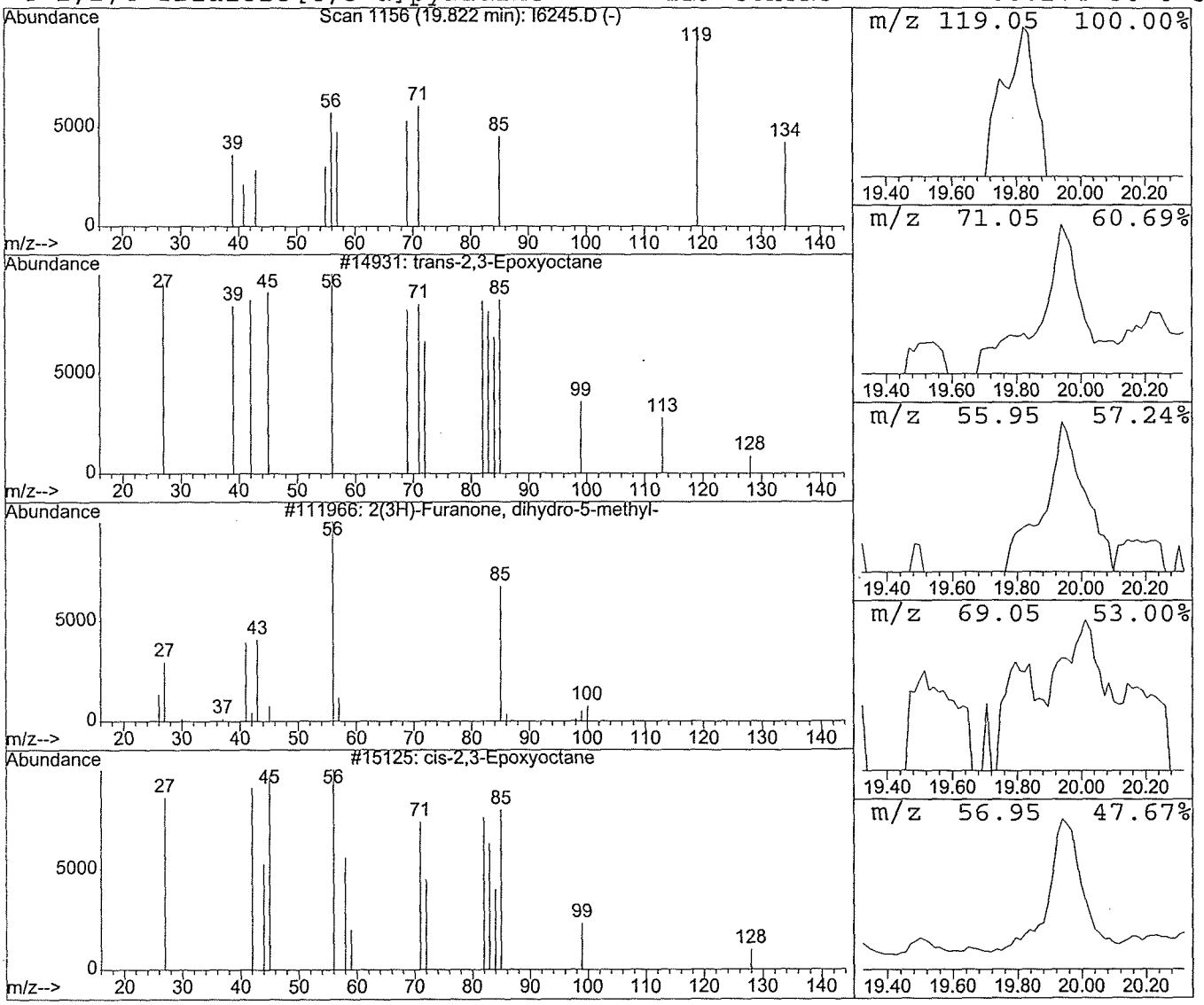

0208

Library Search Compound Report

Data File : C:\HPCHEM\1\DATA\08-23-03\I6245.D Vial: 8
Acq On : 23 Aug 2003 13:19 Operator: DPEI
Sample : AISB-4A/7.5-8,07190-009,S,0.05g Inst : 5970 - In
Misc : WHITMAN/DEXTER_CHE,08/14/03,08/18/03 Multiplr: 1.00
MS Integration Params: LSCINT.P

Quant Method : C:\HPCHEM\1\METHODS\IME0818.M (RTE Integrator)
Title : VOLATILE ORGANICS BY EPA METHOD 8260B
Library : C:\DATABASE\NIST98.L

****

Peak Number 6 Unknown alkane Concentration Rank 1

R.T.	EstConc	Area	Relative to ISTD	R.T.
19.94	18.87 UG	373832	Chlorobenzene-d5	14.72

Hit# of 5	Tentative ID	MW	MolForm	CAS#	Qual
1	Octane, 2,6-dimethyl-	142	C10H22	002051-30-1	40
2	Nonane, 3-methyl-	142	C10H22	005911-04-6	39
3	Undecane, 2,6-dimethyl-	184	C13H28	017301-23-4	36
4	Undecane, 3,6-dimethyl-	184	C13H28	017301-28-9	36

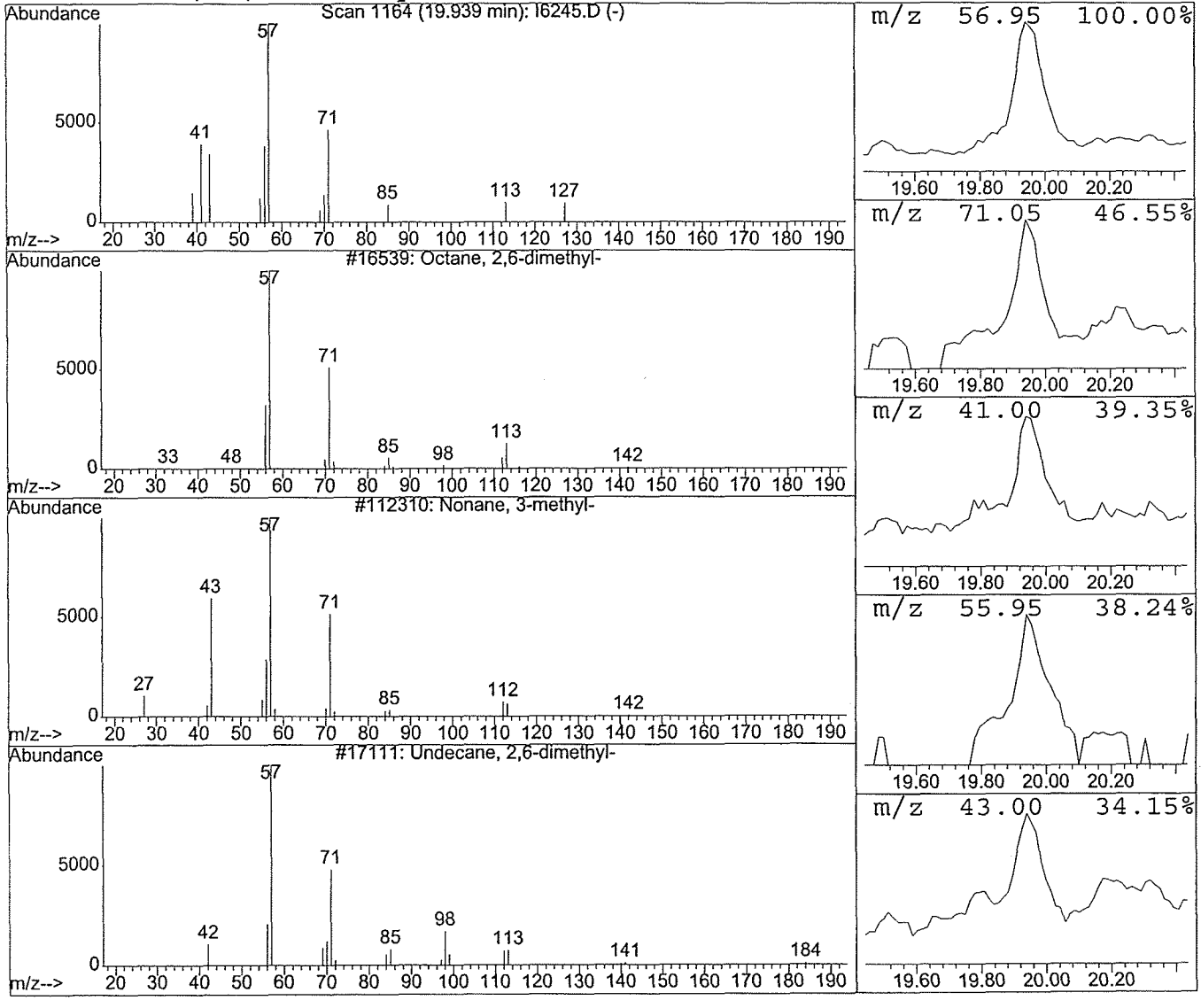

0209

Library Search Compound Report

Data File : C:\HPCHEM\1\DATA\08-23-03\I6245.D Vial: 8
Acq On : 23 Aug 2003 13:19 Operator: DPEI
Sample : AISB-4A/7.5-8,07190-009,S,0.05g Inst : 5970 - In
Misc : WHITMAN/DEXTER_CHE,08/14/03,08/18/03 Multiplr: 1.00
MS Integration Params: LSCINT.P

Quant Method : C:\HPCHEM\1\METHODS\IME0818.M (RTE Integrator)
Title : VOLATILE ORGANICS BY EPA METHOD 8260B
Library : C:\DATABASE\NIST98.L

****

Peak Number 7 Unknown alkane Concentration Rank 3

R.T.	EstConc	Area	Relative to ISTD	R.T.
20.74	9.17 UG	181699	Chlorobenzene-d5	14.72

Hit# of 5	Tentative ID	MW	MolForm	CAS#	Qual
1	Pentane, 2,2-dimethyl-	100	C7H16	000590-35-2	9
2	Cyclobutanone, oxime	85	C4H7NO	002972-05-6	4
3	Azetidine	57	C3H7N	000503-29-7	4
4	2-Propenal	56	C3H4O	000107-02-8	4

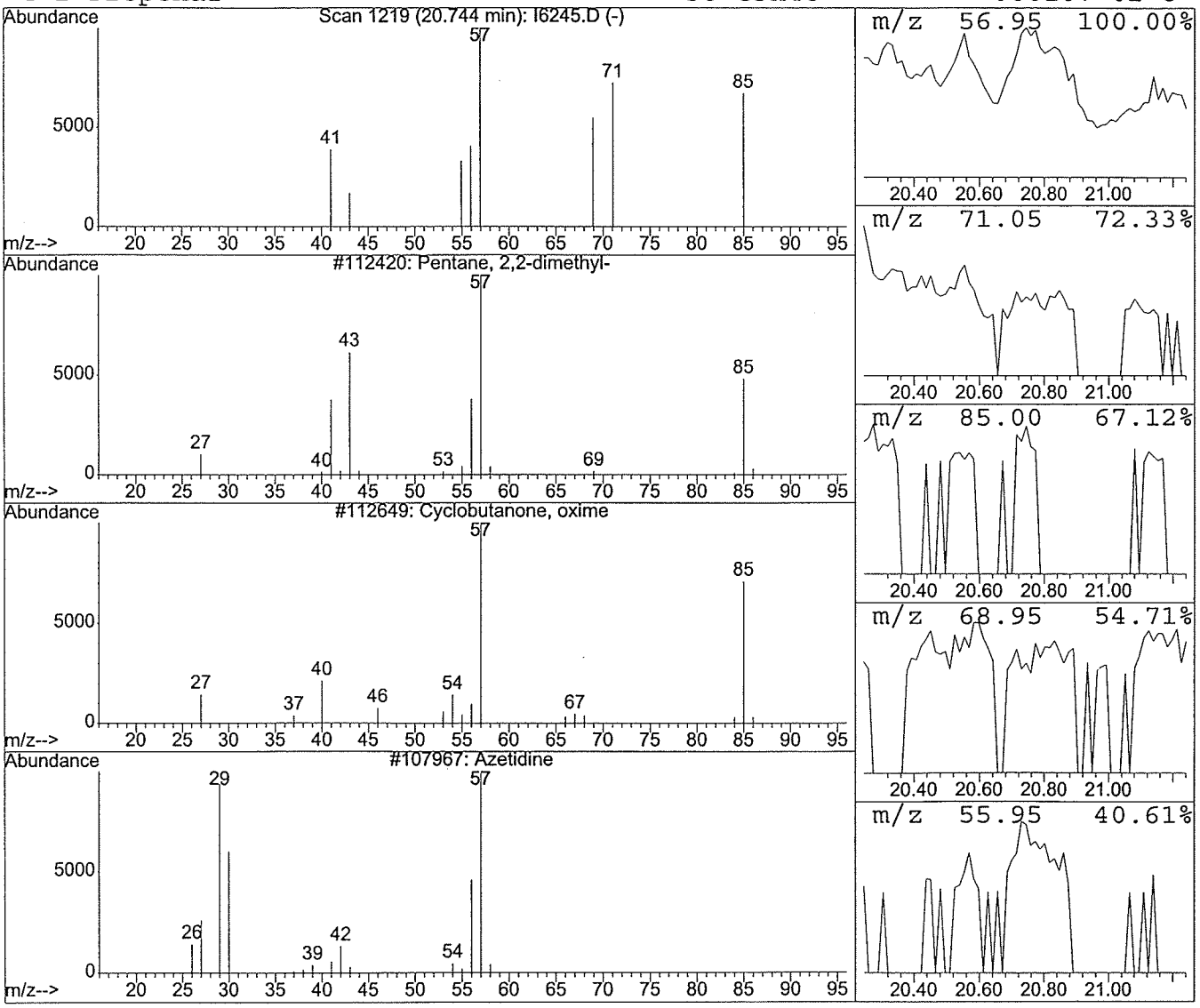

0210

Library Search Compound Report

Data File : C:\HPCHEM\1\DATA\08-23-03\I6245.D Vial: 8
Acq On : 23 Aug 2003 13:19 Operator: DPEI
Sample : AISB-4A/7.5-8,07190-009,S,0.05g Inst : 5970 - In
Misc : WHITMAN/DEXTER_CHE,08/14/03,08/18/03 Multiplr: 1.00
MS Integration Params: LSCINT.P

Quant Method : C:\HPCHEM\1\METHODS\IME0818.M (RTE Integrator)
Title : VOLATILE ORGANICS BY EPA METHOD 8260B
Library : C:\DATABASE\NIST98.L

****

Peak Number 8 Unknown alkane Concentration Rank 6

R.T.	EstConc	Area	Relative to ISTD	R.T.
21.56	6.76 UG	133986	Chlorobenzene-d5	14.72

Hit# of 5	Tentative ID	MW	MolForm	CAS#	Qual
1	Hexane, 2,2,3-trimethyl-	128	C9H20	016747-25-4	45
2	Pentane, 3-ethyl-2,2-dimethyl-	128	C9H20	016747-32-3	9
3	Pentane, 3-ethyl-2,2-dimethyl-	128	C9H20	016747-32-3	9
4	Pentane, 3-ethyl-2,2-dimethyl-	128	C9H20	016747-32-3	9

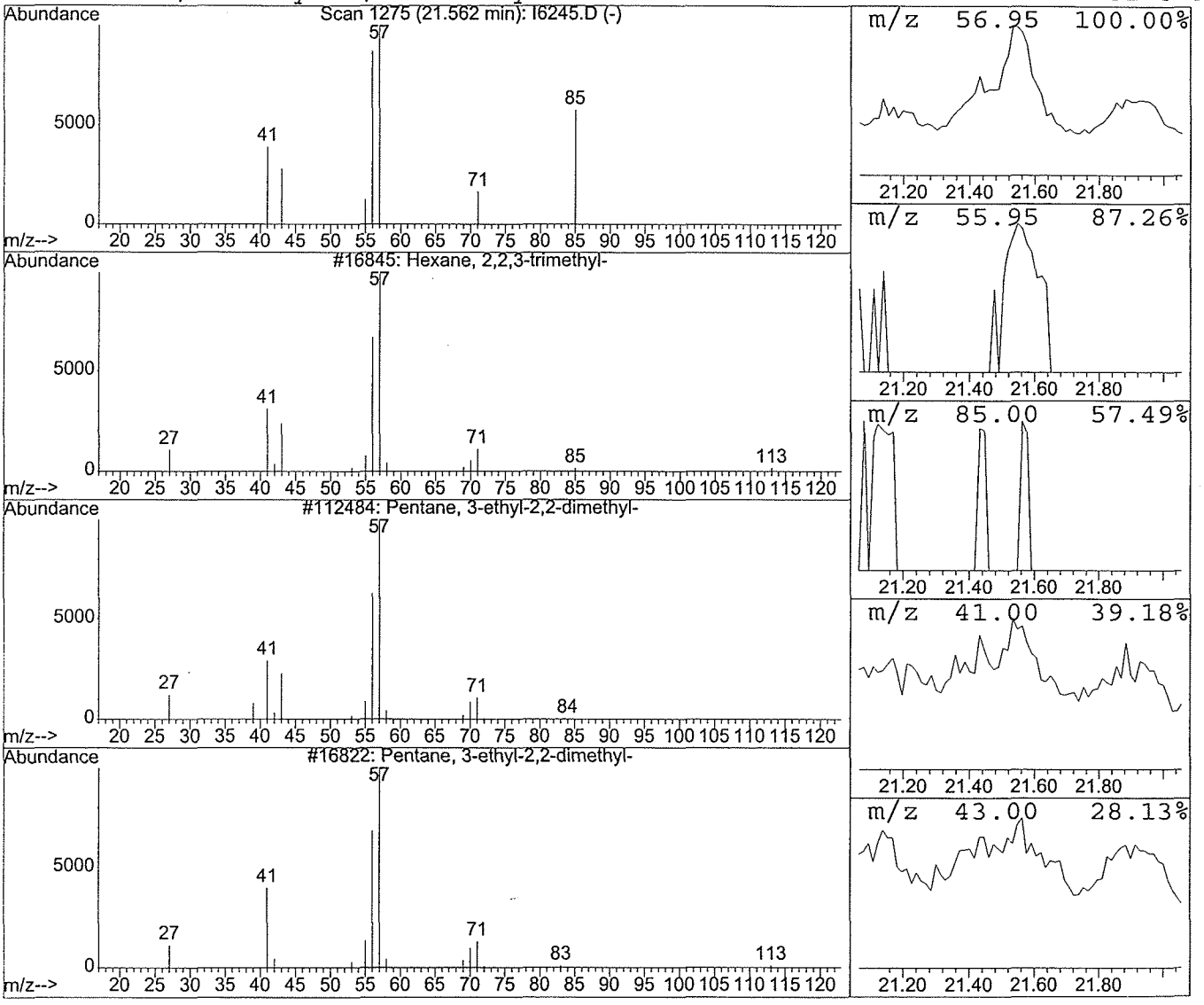

0211

Library Search Compound Report

Data File : C:\HPCHEM\1\DATA\08-23-03\I6245.D Vial: 8
Acq On : 23 Aug 2003 13:19 Operator: DPEI
Sample : AISB-4A/7.5-8,07190-009,S,0.05g Inst : 5970 - In
Misc : WHITMAN/DEXTER_CHE,08/14/03,08/18/03 Multiplr: 1.00
MS Integration Params: LSCINT.P

Quant Method : C:\HPCHEM\1\METHODS\IME0818.M (RTE Integrator)
Title : VOLATILE ORGANICS BY EPA METHOD 8260B
Library : C:\DATABASE\NIST98.L

****

Peak Number 9 Unknown alkane Concentration Rank 5

R.T.	EstConc	Area	Relative to ISTD	R.T.
21.88	7.91 UG	156639	Chlorobenzene-d5	14.72

Hit# of 5	Tentative ID	MW	MolForm	CAS#	Qual
1	Cyanic acid, ethyl ester	71	C3H5NO	000627-48-5	3
2	Butane, 1-bromo-3,3-dimethyl-	164	C6H13Br	001647-23-0	2
3	1,3-Benzodioxol-2-one, hexahydro-,	142	C7H10O3	020192-66-9	1
4	Methoxyacetonitrile	71	C3H5NO	001738-36-9	1

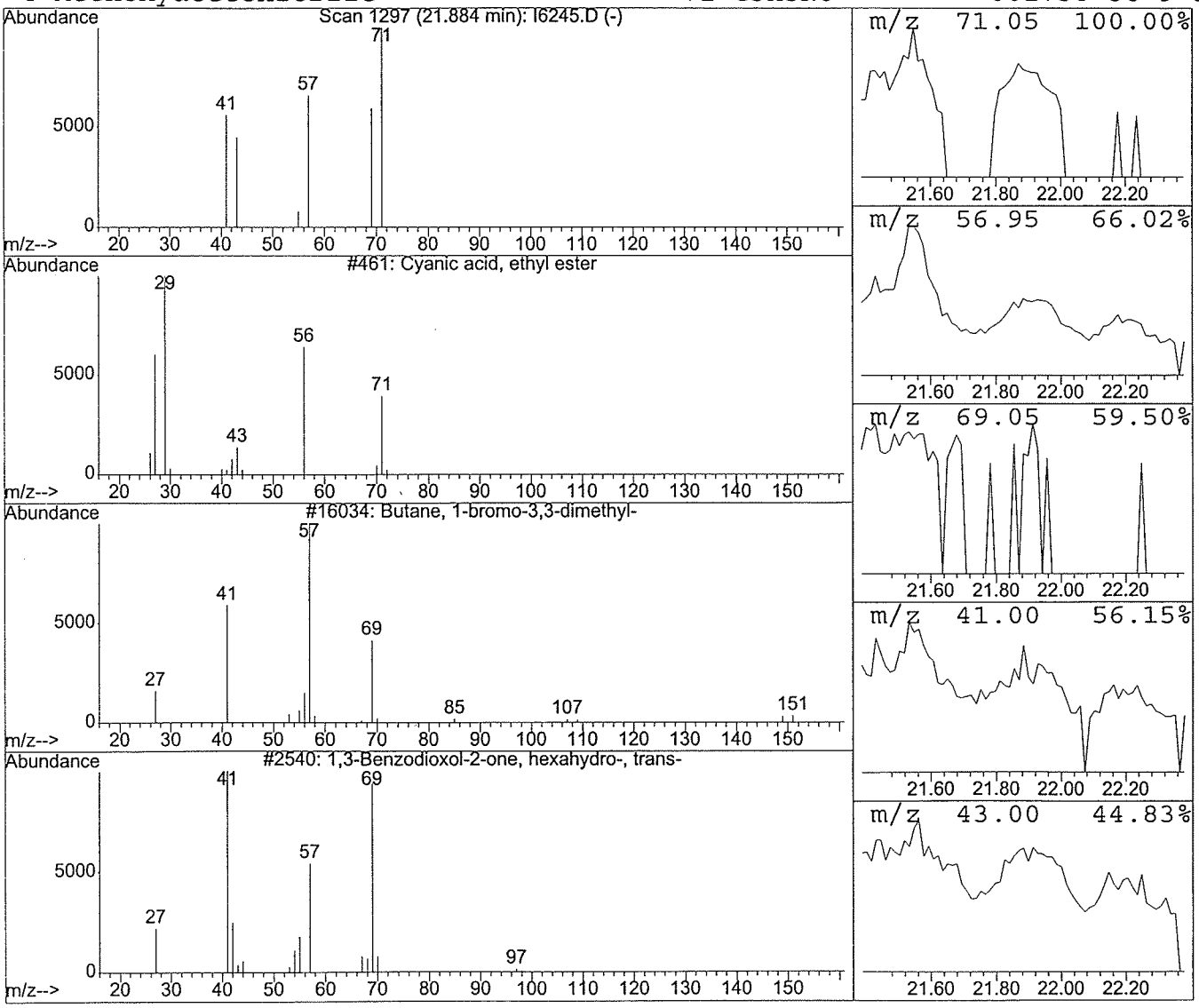

0212

Quantitation Report (QT Reviewed)

Data File : C:\HPCHEM\1\DATA\08-23-03\I6246.D Vial: 9
Acq On : 23 Aug 2003 13:49 Operator: DPEI
Sample : AISB-4B/10.5-11,07190-010,S,0.05g Inst : 5970 - In
Misc : WHITMAN/DEXTER_CHE,08/14/03,08/18/03 Multiplr: 1.00
MS Integration Params: rteint.p
Quant Time: Aug 25 9:16 2003 Quant Results File: IME0818.RES

Quant Method : C:\HPCHEM\1\METHODS\IME0818.M (RTE Integrator)
Title : VOLATILE ORGANICS BY EPA METHOD 8260B
Last Update : Mon Aug 18 14:16:59 2003
Response via : Initial Calibration
DataAcq Meth : VOAI

Internal Standards	R.T.	QIon	Response	Conc	Units	Dev(Min)
1) Pentafluorobenzene	9.13	168	329273m	50.00	UG	-0.25
31) 1,4-Difluorobenzene	10.14	114	323944m	50.00	UG	-0.31
50) Chlorobenzene-d5	14.62	117	314068	50.00	UG	-0.17
System Monitoring Compounds						
30) 1,2-Dichloroethane-d4	9.53	65	158215m	55.11	UG	-0.28
Spiked Amount 50.000	Range 36 - 115		Recovery = 110.22%			
41) Toluene-d8	12.33	98	325177	55.17	UG	-0.32
Spiked Amount 50.000	Range 35 - 117		Recovery = 110.34%			
59) Bromofluorobenzene	16.49	95	245538	53.69	UG	-0.09
Spiked Amount 50.000	Range 47 - 115		Recovery = 107.38%			

Target Compounds Qvalue

(#) = qualifier out of range (m) = manual integration

Quantitation Report

Data File : C:\HPCHEM\1\DATA\08-23-03\I6246.D Vial: 9
Acq On : 23 Aug 2003 13:49 Operator: DPEI
Sample : AISB-4B/10.5-11,07190-010,S,0.05g Inst : 5970 - In
Misc : WHITMAN/DEXTER_CHE,08/14/03,08/18/03 Multiplr: 1.00
MS Integration Params: rteint.p
Quant Time: Aug 25 9:16 2003 Quant Results File: IME0818.RES

Method : C:\HPCHEM\1\METHODS\IME0818.M (RTE Integrator)
Title : VOLATILE ORGANICS BY EPA METHOD 8260B
Last Update : Mon Aug 18 14:16:59 2003
Response via : Initial Calibration

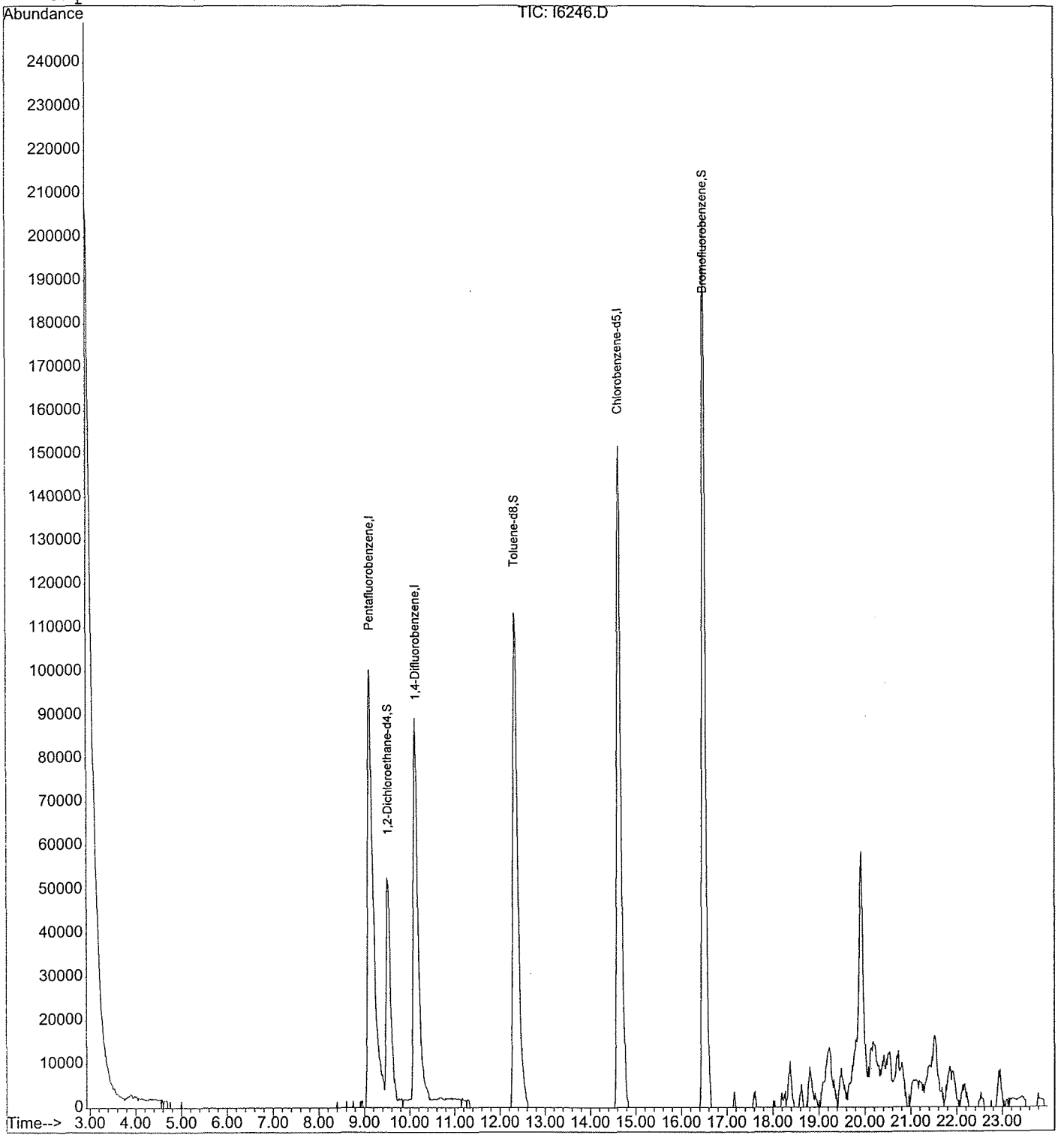

0214

LSC Area Percent Report

Data File : C:\HPCHEM\1\DATA\08-23-03\I6246.D Vial: 9
Acq On : 23 Aug 2003 13:49 Operator: DPEI
Sample : AISB-4B/10.5-11,07190-010,S,0.05g Inst : 5970 - In
Misc : WHITMAN/DEXTER_CHE,08/14/03,08/18/03 Multiplr: 1.00
MS Integration Params: LSCINT.P

Method : C:\HPCHEM\1\METHODS\IME0818.M (RTE Integrator)
Title : VOLATILE ORGANICS BY EPA METHOD 8260B
Smoothing : OFF Filtering: 9
Sampling : 1 Min Area: 3 % of largest Peak
Start Thrs: 0.5 Max Peaks: 100
Stop Thrs : 0.5 Peak Location: TOP

If leading or trailing edge < 50 prefer < Baseline drop else tangent >
Peak separation: 5

Signal : TIC

peak #	R.T. min	first scan	max scan	last scan	PK TY	peak height	corr. area	corr. % max.	% of total
1	9.116	419	425	443	rBV2	100508	847071	77.42%	14.529%
2	9.511	447	452	467	rVB2	51307	353697	32.33%	6.067%
3	10.124	488	494	515	rVB2	87674	631904	57.75%	10.838%
4	12.329	639	645	665	rBB	113437	861739	78.76%	14.781%
5	14.637	796	803	817	rBB	151828	977541	89.34%	16.767%
6	16.491	924	930	941	rBB	207754	1094153	100.00%	18.767%
7	18.375	1053	1059	1065	rBB3	10559	47922	4.38%	0.822%
8	18.623	1072	1076	1079	rBB	5230	16225	1.48%	0.278%
9	18.799	1085	1088	1095	rBV2	9320	45945	4.20%	0.788%
10	19.105	1104	1109	1110	rBV3	5811	25928	2.37%	0.445%
11	19.222	1110	1117	1123	rVV3	12478	93305	8.53%	1.600%
12	19.325	1123	1124	1129	rVB	6356	17168	1.57%	0.294%
13	19.485	1130	1135	1139	rBV2	8937	46722	4.27%	0.801%
14	19.660	1144	1147	1148	rBV2	3976	11470	1.05%	0.197%
15	19.821	1149	1158	1159	rVV2	10197	56484	5.16%	0.969%
16	19.923	1159	1165	1174	rVB	52016	292353	26.72%	5.014%
17	20.128	1176	1179	1181	rBV2	6916	23878	2.18%	0.410%
18	20.186	1181	1183	1189	rVB3	5856	26559	2.43%	0.456%
19	20.405	1194	1198	1201	rBV2	4845	16524	1.51%	0.283%
20	20.508	1201	1205	1206	rBV2	3730	11884	1.09%	0.204%
21	20.727	1218	1220	1222	rVV	7335	16922	1.55%	0.290%
22	20.800	1222	1225	1230	rVB2	7879	36185	3.31%	0.621%
23	21.063	1237	1243	1244	rBV	6225	30295	2.77%	0.520%
24	21.399	1258	1266	1269	rBV3	6456	43462	3.97%	0.745%
25	21.515	1269	1274	1284	rVV3	13105	86271	7.88%	1.480%
26	21.851	1292	1297	1299	rVV	6623	29066	2.66%	0.499%
27	21.895	1299	1300	1308	rVB3	6764	30490	2.79%	0.523%
28	22.129	1312	1316	1317	rBV	5106	15021	1.37%	0.258%
29	22.947	1366	1372	1377	rBB2	8769	44053	4.03%	0.756%

Sum of corrected areas: 5830237

LSC Report - Integrated Chromatogram

File : C:\HPCHEM\1\DATA\08-23-03\I6246.D
Operator : DPEI
Acquired : 23 Aug 2003 13:49 using AcqMethod VOAI
Instrument : 5970 - In
Sample Name: AISB-4B/10.5-11,07190-010,S,0.05g
Misc Info : WHITMAN/DEXTER_CHE,08/14/03,08/18/03
Vial Number: 9
Quant File :IME0818.RES (RTE Integrator)

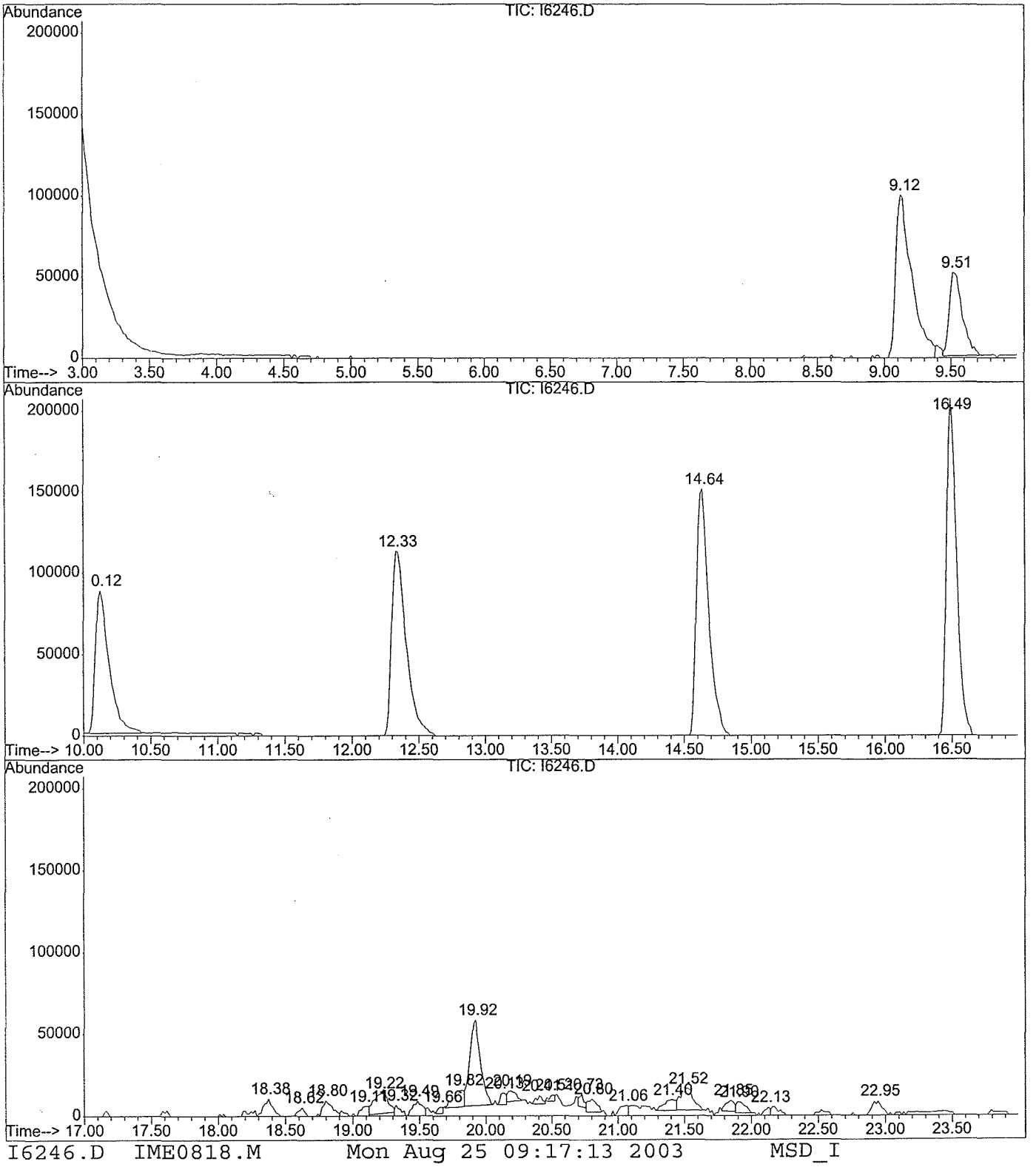

I6246.D IME0818.M Mon Aug 25 09:17:13 2003 MSD_I

Data File : C:\HPCHEM\1\DATA\08-23-03\I6246.D Vial: 9
Acq On : 23 Aug 2003 13:49 Operator: DPEI
Sample : AISB-4B/10.5-11,07190-010,S,0.05g Inst : 5970 - In
Misc : WHITMAN/DEXTER_CHE,08/14/03,08/18/03 Multiplr: 1.00
MS Integration Params: LSCINT.P

Quant Method : C:\HPCHEM\1\METHODS\IME0818.M (RTE Integrator)
Title : VOLATILE ORGANICS BY EPA METHOD 8260B
Library : C:\DATABASE\NIST98.L

****

Peak Number 1 Unknown alkane Concentration Rank 1

R.T.	EstConc	Area	Relative to ISTD	R.T.
19.92	14.95 UG	292353	Chlorobenzene-d5	14.62

Hit# of 5	Tentative ID	MW	MolForm	CAS#	Qual
1	Octadecane, 2,2,4,15,17,17-hexameth	591	C42H86	055470-97-8	9
2	Methane, isocyanato-	57	C2H3NO	000624-83-9	4
3	Methane, isocyanato-	57	C2H3NO	000624-83-9	4
4	5-Amino-2H-tetrazole	85	CH3N5	1000224-39-1	4

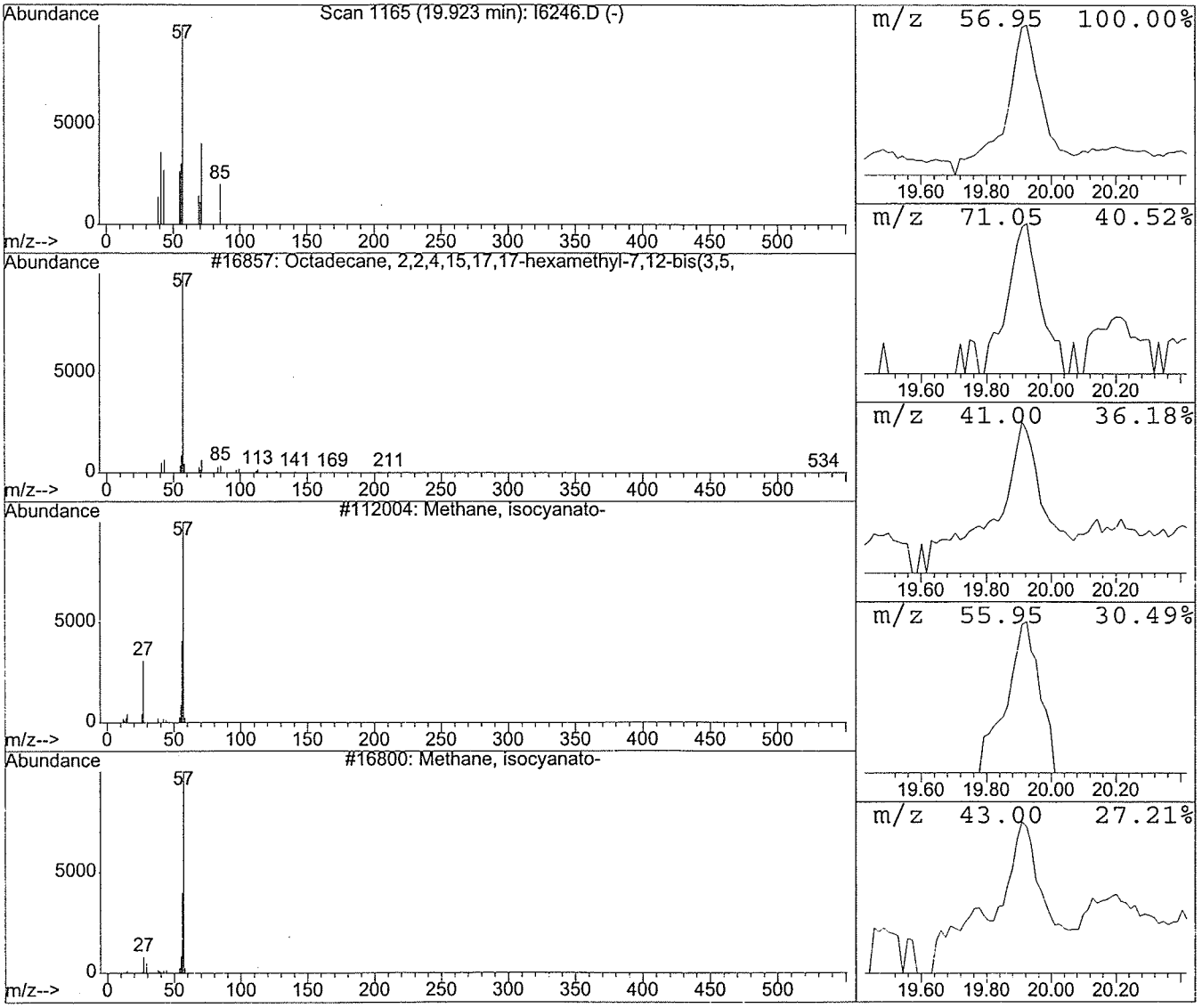

Quantitation Report (QT Reviewed)

Data File : C:\HPCHEM\1\DATA\08-23-03\I6247.D Vial: 10
Acq On : 23 Aug 2003 14:19 Operator: DPEI
Sample : AISB-4C/13.5-14,07190-011,S,0.05g Inst : 5970 - In
Misc : WHITMAN/DEXTER_CHE,08/14/03,08/18/03 Multiplr: 1.00
MS Integration Params: rteint.p
Quant Time: Aug 25 9:18 2003 Quant Results File: IME0818.RES

Quant Method : C:\HPCHEM\1\METHODS\IME0818.M (RTE Integrator)
Title : VOLATILE ORGANICS BY EPA METHOD 8260B
Last Update : Mon Aug 18 14:16:59 2003
Response via : Initial Calibration
DataAcq Meth : VOAI

Internal Standards	R.T.	QIon	Response	Conc	Units		Dev(Min)
1) Pentafluorobenzene	9.20	168	307443	50.00	UG		-0.17
31) 1,4-Difluorobenzene	10.33	114	365296	50.00	UG		-0.12
50) Chlorobenzene-d5	14.75	117	309512	50.00	UG		-0.04
System Monitoring Compounds							
30) 1,2-Dichloroethane-d4	9.66	65	154734	57.73	UG		-0.15
Spiked Amount 50.000	Range 36 - 115		Recovery = 115.46%#				
41) Toluene-d8	12.56	98	333701	50.21	UG		-0.08
Spiked Amount 50.000	Range 35 - 117		Recovery = 100.42%				
59) Bromofluorobenzene	16.57	95	238212	52.85	UG		-0.01
Spiked Amount 50.000	Range 47 - 115		Recovery = 105.70%				
Target Compounds							Qvalue
53) Ethylbenzene	14.96	91	12852	1.87	UG	#	88
54) m,p-Xylene	15.12	106	24221	9.20	UG		84
55) o-Xylene	15.75	106	5305	2.06	UG	#	1
70) 1,3-Dichlorobenzene	18.19	146	8612	2.66	UG	#	60
72) 1,4-Dichlorobenzene	18.29	146	31084	8.12	UG	#	85
76) 1,2,4-Trichlorobenzene	21.10	180	41056	25.14	UG		96
78) Naphthalene	21.50	128	18174	7.47	UG	#	97

(#) = qualifier out of range (m) = manual integration

Quantitation Report

Data File : C:\HPCHEM\1\DATA\08-23-03\I6247.D Vial: 10
Acq On : 23 Aug 2003 14:19 Operator: DPEI
Sample : AISB-4C/13.5-14,07190-011,S,0.05g Inst : 5970 - In
Misc : WHITMAN/DEXTER_CHE,08/14/03,08/18/03 Multiplr: 1.00
MS Integration Params: rteint.p
Quant Time: Aug 25 9:18 2003 Quant Results File: IME0818.RES

Method : C:\HPCHEM\1\METHODS\IME0818.M (RTE Integrator)
Title : VOLATILE ORGANICS BY EPA METHOD 8260B
Last Update : Mon Aug 18 14:16:59 2003
Response via : Initial Calibration

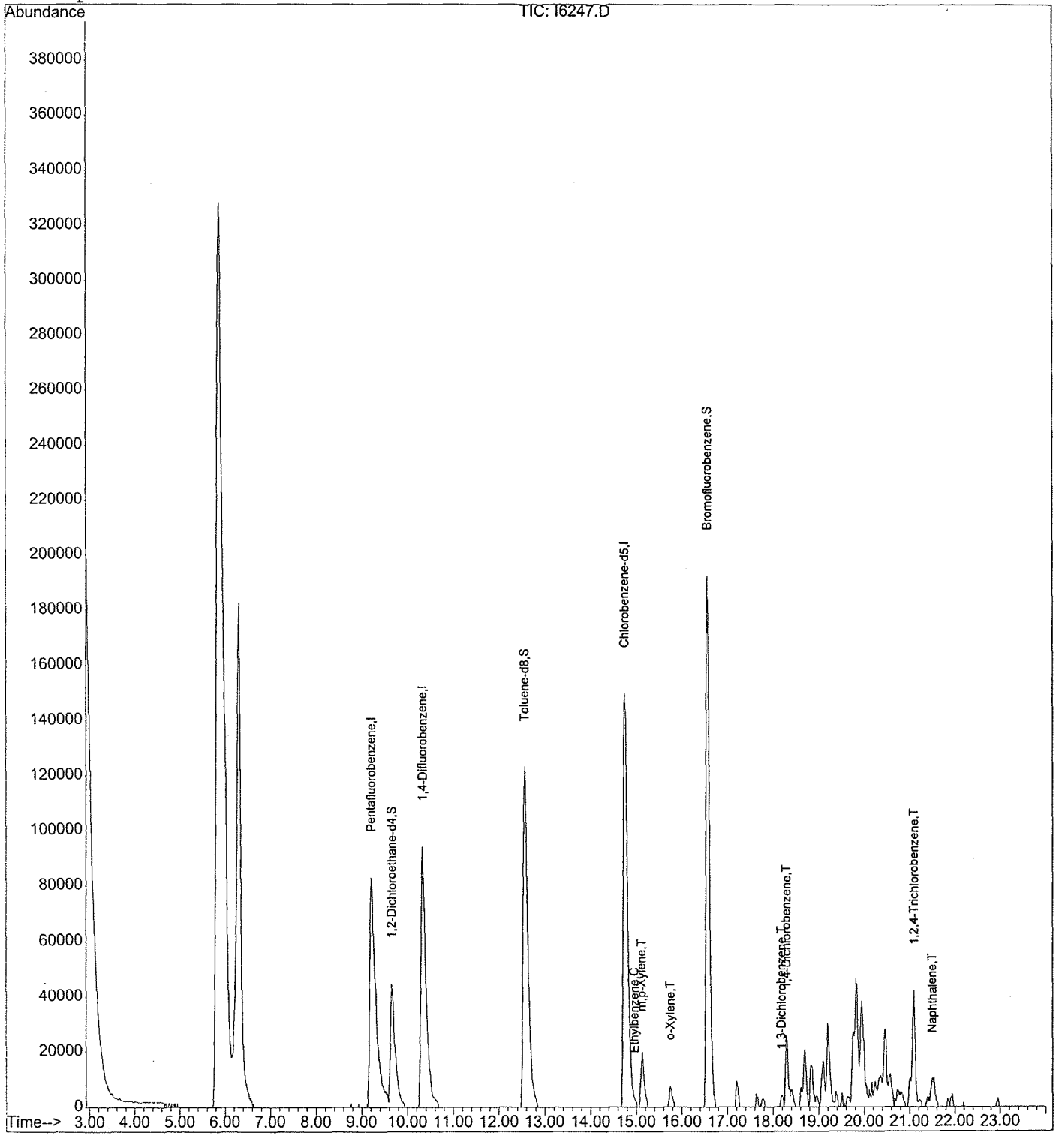

0220

LSC Area Percent Report

Data File : C:\HPCHEM\1\DATA\08-23-03\I6247.D Vial: 10
Acq On : 23 Aug 2003 14:19 Operator: DPEI
Sample : AISB-4C/13.5-14,07190-011,S,0.05g Inst : 5970 - In
Misc : WHITMAN/DEXTER_CHE,08/14/03,08/18/03 Multiplr: 1.00
MS Integration Params: LSCINT.P

Method : C:\HPCHEM\1\METHODS\IME0818.M (RTE Integrator)
Title : VOLATILE ORGANICS BY EPA METHOD 8260B
Smoothing : OFF Filtering: 9
Sampling : 1 Min Area: 3 % of largest Peak
Start Thrs: 0.5 Max Peaks: 100
Stop Thrs : 0.5 Peak Location: TOP

If leading or trailing edge < 50 prefer < Baseline drop else tangent >
Peak separation: 5

Signal : TIC

peak #	R.T. min	first scan	max scan	last scan	PK TY	peak height	corr. area	corr. % max.	% of total
1	5.874	193	203	221	rBV	328617	3494607	100.00%	32.233%
2	6.313	223	233	250	rVV	182675	1252490	35.84%	11.553%
3	9.205	426	431	452	rBV3	83065	735808	21.06%	6.787%
4	9.658	457	462	481	rVB	44555	320194	9.16%	2.953%
5	10.330	502	508	532	rBB	94195	716647	20.51%	6.610%
6	12.564	655	661	680	rBB	123166	889299	25.45%	8.203%
7	14.755	805	811	829	rBB2	149678	987835	28.27%	9.112%
8	15.135	832	837	845	rBB	20045	100024	2.86%	0.923%
9	16.567	929	935	947	rBB	192560	1027951	29.42%	9.482%
10	18.291	1049	1053	1059	rBV	26157	112023	3.21%	1.033%
11	18.700	1077	1081	1086	rVB2	20837	87772	2.51%	0.810%
12	18.831	1087	1090	1096	rBV	15258	73150	2.09%	0.675%
13	19.094	1103	1108	1112	rBV2	16750	79228	2.27%	0.731%
14	19.196	1112	1115	1125	rVB2	28902	120525	3.45%	1.112%
15	19.751	1149	1153	1155	rBV	25569	96182	2.75%	0.887%
16	19.824	1155	1158	1162	rVV2	39790	157078	4.49%	1.449%
17	19.941	1162	1166	1172	rVB3	30697	146648	4.20%	1.353%
18	20.365	1190	1195	1197	rVV3	9946	50552	1.45%	0.466%
19	20.467	1197	1202	1206	rVV2	26674	120895	3.46%	1.115%
20	20.584	1206	1210	1215	rVB3	11979	57035	1.63%	0.526%
21	21.008	1235	1239	1241	rBV	10757	38400	1.10%	0.354%
22	21.095	1241	1245	1251	rVV2	42146	177241	5.07%	1.635%

Sum of corrected areas: 10841584

I6247.D IME0818.M Mon Aug 25 09:19:35 2003 MSD_I

LSC Report - Integrated Chromatogram

File : C:\HPCHEM\1\DATA\08-23-03\I6247.D
Operator : DPEI
Acquired : 23 Aug 2003 14:19 using AcqMethod VOAI
Instrument : 5970 - In
Sample Name: AISB-4C/13.5-14,07190-011,S,0.05g
Misc Info : WHITMAN/DEXTER_CHE,08/14/03,08/18/03
Vial Number: 10
Quant File :IME0818.RES (RTE Integrator)

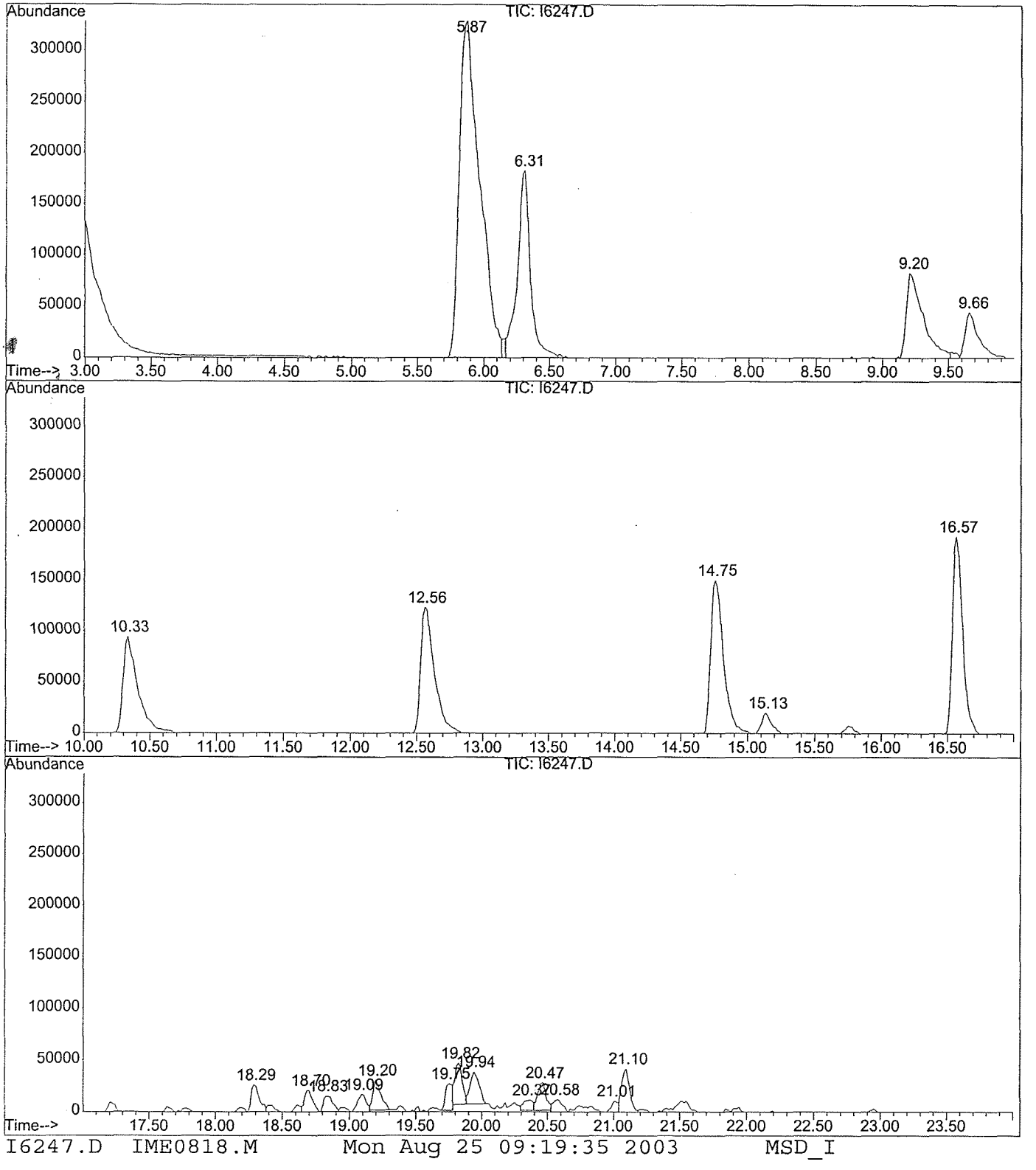

I6247.D IME0818.M Mon Aug 25 09:19:35 2003 MSD_I

Library Search Compound Report

Data File : C:\HPCHEM\1\DATA\08-23-03\I6247.D Vial: 10
Acq On : 23 Aug 2003 14:19 Operator: DPEI
Sample : AISB-4C/13.5-14,07190-011,S,0.05g Inst : 5970 - In
Misc : WHITMAN/DEXTER_CHE,08/14/03,08/18/03 Multiplr: 1.00
MS Integration Params: LSCINT.P

Quant Method : C:\HPCHEM\1\METHODS\IME0818.M (RTE Integrator)
Title : VOLATILE ORGANICS BY EPA METHOD 8260B
Library : C:\DATABASE\NIST98.L

****

Peak Number 1 Acetone Concentration Rank 1

R.T.	EstConc	Area	Relative to ISTD	R.T.
5.87	237.47 UG	3494610	Pentafluorobenzene	9.20

Hit# of 5	Tentative ID	MW	MolForm	CAS#	Qual
1	Acetone	58	C3H6O	000067-64-1	83
2	Acetone	58	C3H6O	000067-64-1	83
3	Acetone	58	C3H6O	000067-64-1	83
4	Acetone	58	C3H6O	000067-64-1	74

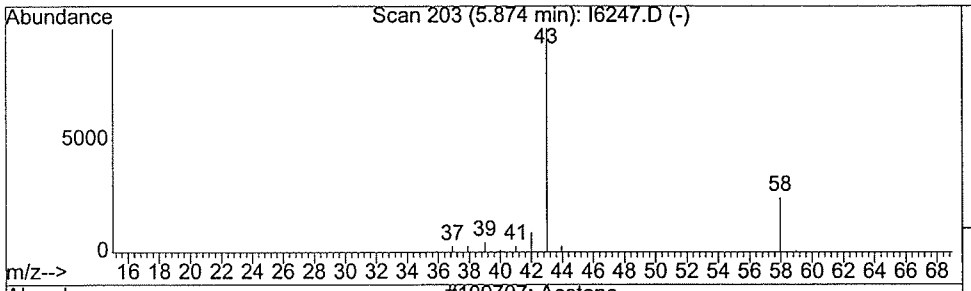

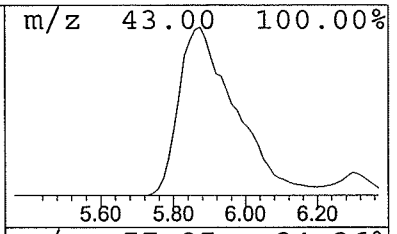

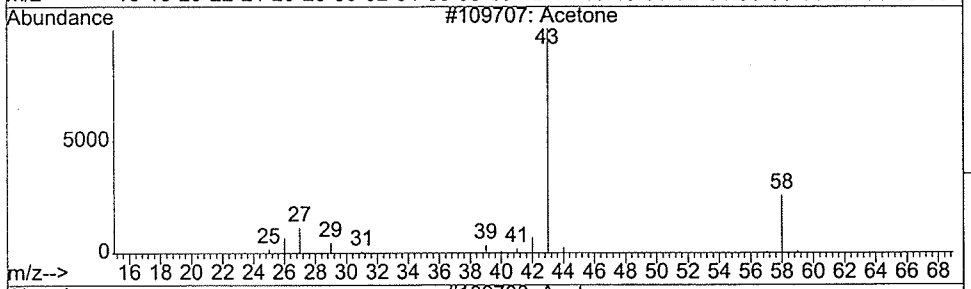

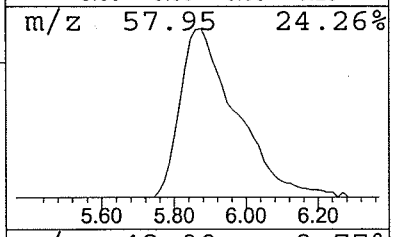

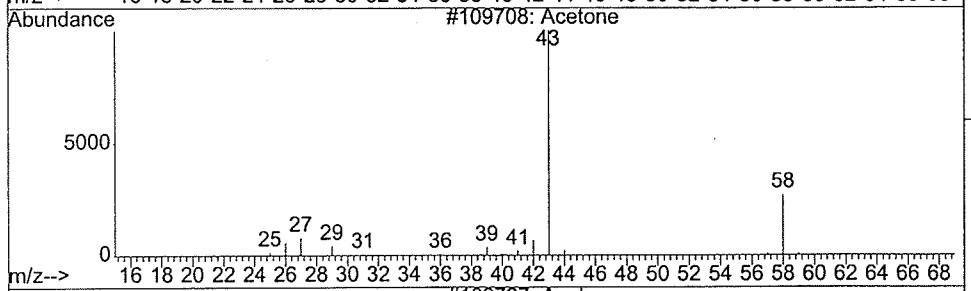

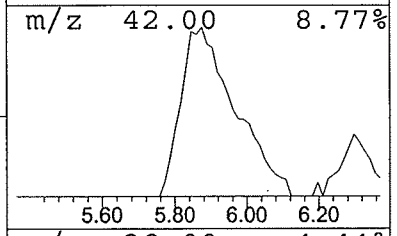

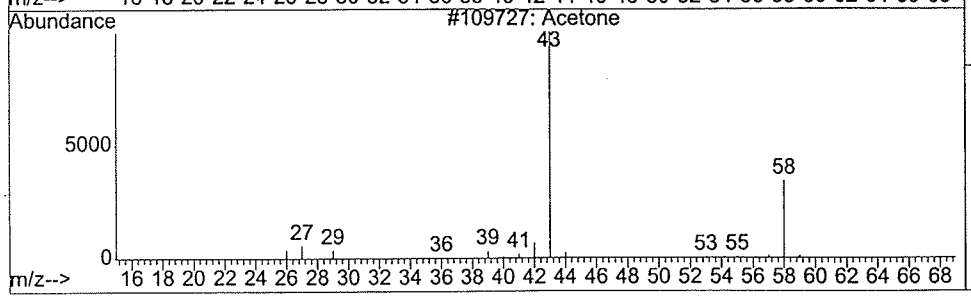

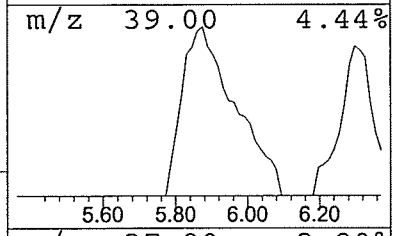

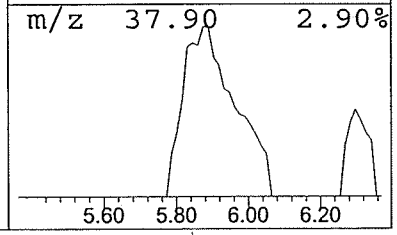

0223

Library Search Compound Report

Data File : C:\HPCHEM\1\DATA\08-23-03\I6247.D Vial: 10
Acq On : 23 Aug 2003 14:19 Operator: DPEI
Sample : AISB-4C/13.5-14,07190-011,S,0.05g Inst : 5970 - In
Misc : WHITMAN/DEXTER_CHE,08/14/03,08/18/03 Multiplr: 1.00
MS Integration Params: LSCINT.P

Quant Method : C:\HPCHEM\1\METHODS\IME0818.M (RTE Integrator)
Title : VOLATILE ORGANICS BY EPA METHOD 8260B
Library : C:\DATABASE\NIST98.L

****

Peak Number 2 Isopropyl Alcohol Concentration Rank 2

R.T.	EstConc	Area	Relative to ISTD	R.T.
6.31	85.11 UG	1252490	Pentafluorobenzene	9.20

Hit# of 5	Tentative ID	MW	MolForm	CAS#	Qual
1	Isopropyl Alcohol	60	C3H8O	000067-63-0	64
2	Isopropyl Alcohol	60	C3H8O	000067-63-0	64
3	Isopropyl Alcohol	60	C3H8O	000067-63-0	43
4	Isopropyl Alcohol	60	C3H8O	000067-63-0	43

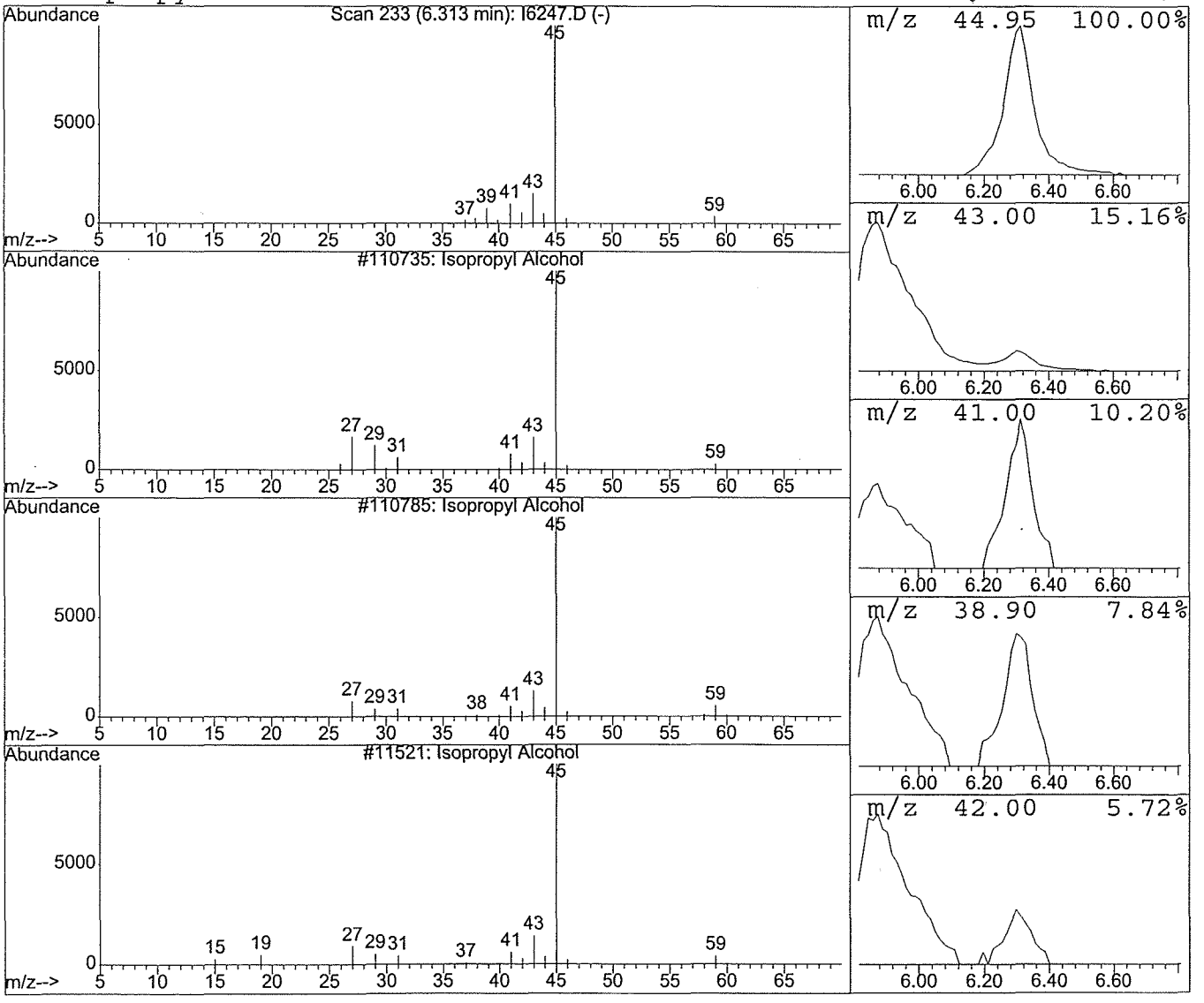

0224

Library Search Compound Report

Data File : C:\HPCHEM\1\DATA\08-23-03\I6247.D Vial: 10
Acq On : 23 Aug 2003 14:19 Operator: DPEI
Sample : AISB-4C/13.5-14,07190-011,S,0.05g Inst : 5970 - In
Misc : WHITMAN/DEXTER_CHE,08/14/03,08/18/03 Multiplr: 1.00
MS Integration Params: LSCINT.P

Quant Method : C:\HPCHEM\1\METHODS\IME0818.M (RTE Integrator)
Title : VOLATILE ORGANICS BY EPA METHOD 8260B
Library : C:\DATABASE\NIST98.L

****

Peak Number 3 Substituted benzene Concentration Rank 6

R.T.	EstConc	Area	Relative to ISTD	R.T.
19.20	6.10 UG	120525	Chlorobenzene-d5	14.76

Hit# of 5	Tentative ID	MW	MolForm	CAS#	Qual
1	Benzene, 1,3-diethyl-	134	C10H14	000141-93-5	74
2	Lyratyl acetate	194	C12H18O2	079549-21-6	43
3	Benzene, 1-ethyl-2,4-dimethyl-	134	C10H14	000874-41-9	9
4	Benzene, 2-ethyl-1,3-dimethyl-	134	C10H14	002870-04-4	9

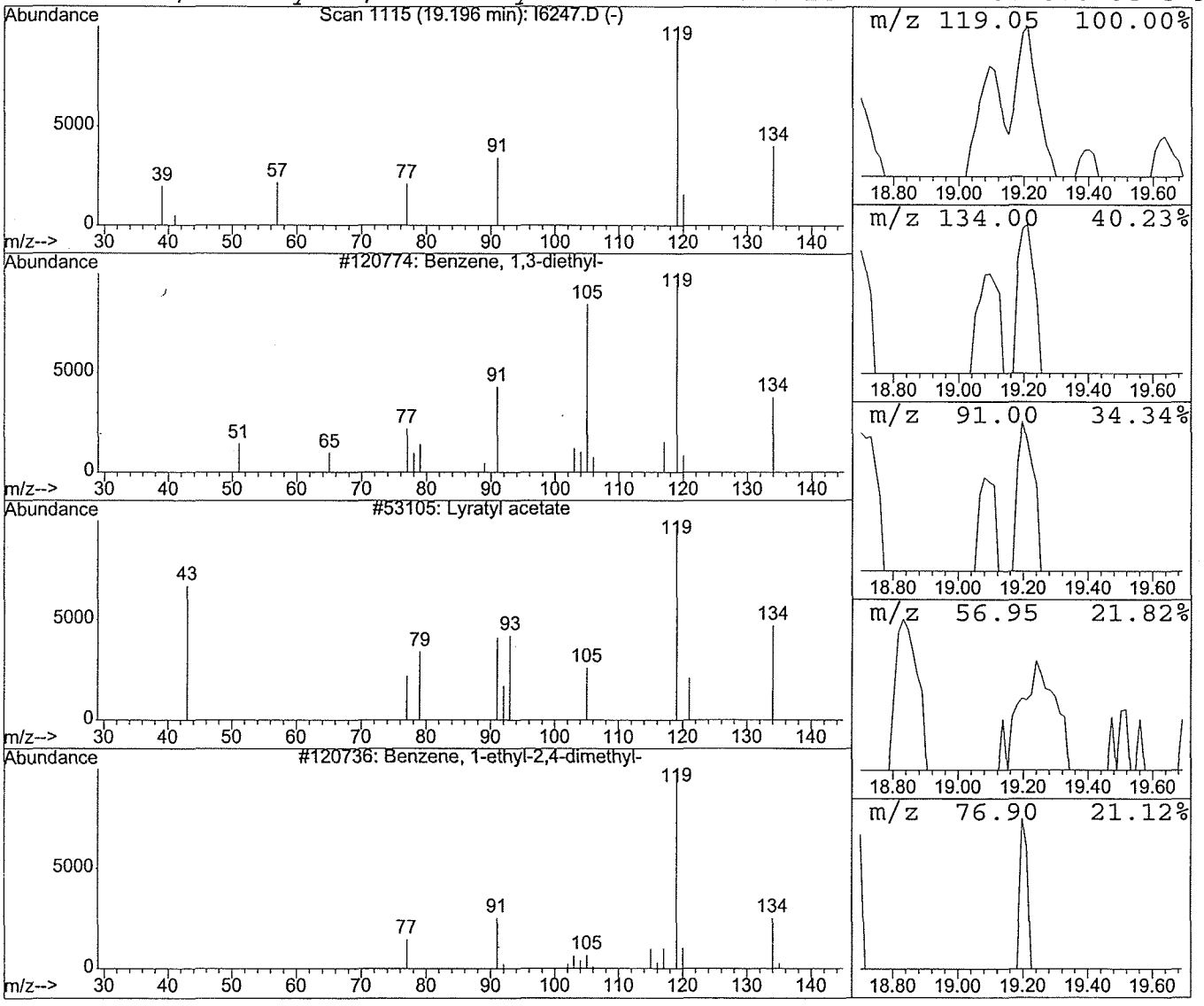

0225

Library Search Compound Report

Data File : C:\HPCHEM\1\DATA\08-23-03\I6247.D Vial: 10
Acq On : 23 Aug 2003 14:19 Operator: DPEI
Sample : AISB-4C/13.5-14,07190-011,S,0.05g Inst : 5970 - In
Misc : WHITMAN/DEXTER_CHE,08/14/03,08/18/03 Multiplr: 1.00
MS Integration Params: LSCINT.P

Quant Method : C:\HPCHEM\1\METHODS\IME0818.M (RTE Integrator)
Title : VOLATILE ORGANICS BY EPA METHOD 8260B
Library : C:\DATABASE\NIST98.L

****

Peak Number 4 Substituted benzene Concentration Rank 3

R.T.	EstConc	Area	Relative to ISTD	R.T.
19.82	7.95 UG	157078	Chlorobenzene-d5	14.76

Hit# of 5	Tentative ID	MW	MolForm	CAS#	Qual
1	Benzene, 1-ethyl-2,3-dimethyl-	134	C10H14	000933-98-2	59
2	Benzene, tert-butyl-	134	C10H14	000098-06-6	59
3	Benzene, 1,3-diethyl-	134	C10H14	000141-93-5	50
4	Benzene, 1-ethyl-2,4-dimethyl-	134	C10H14	000874-41-9	38

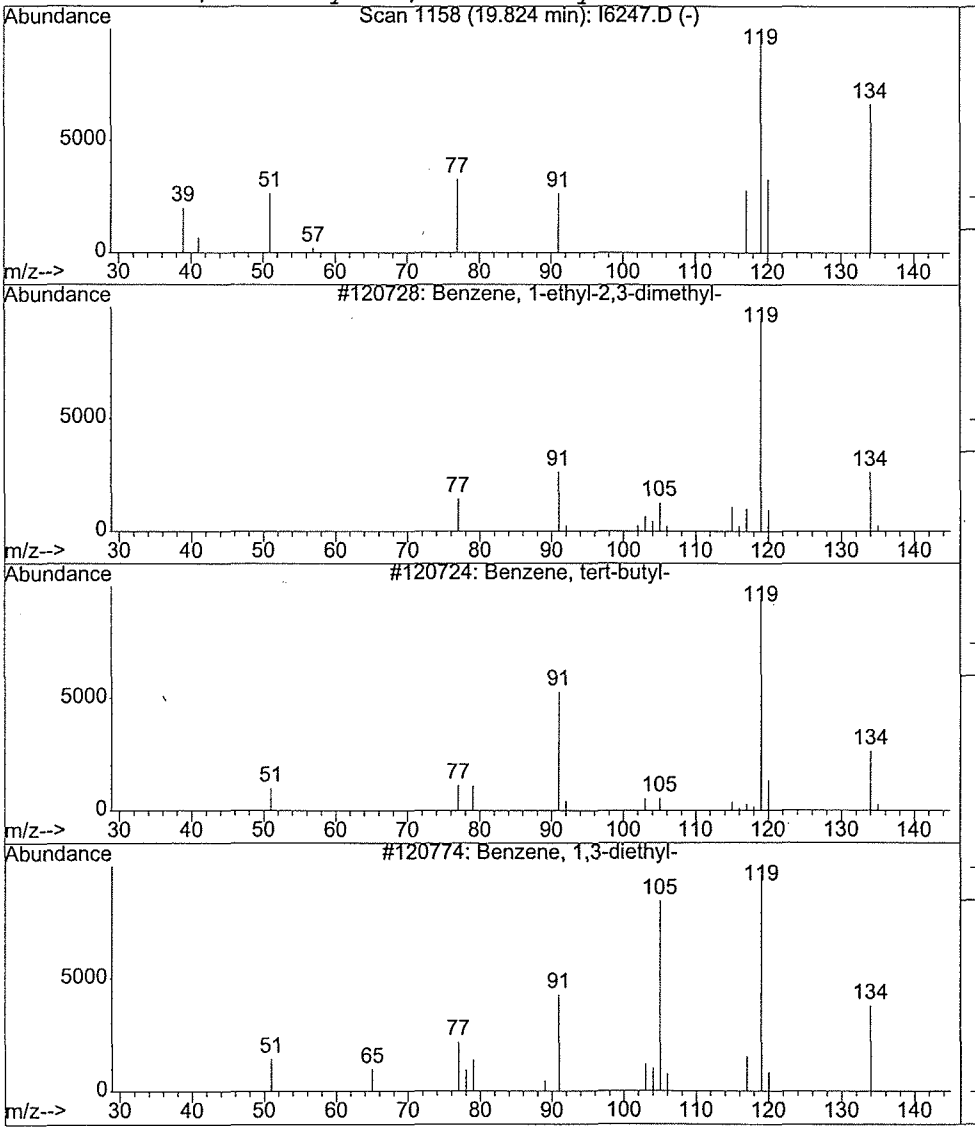

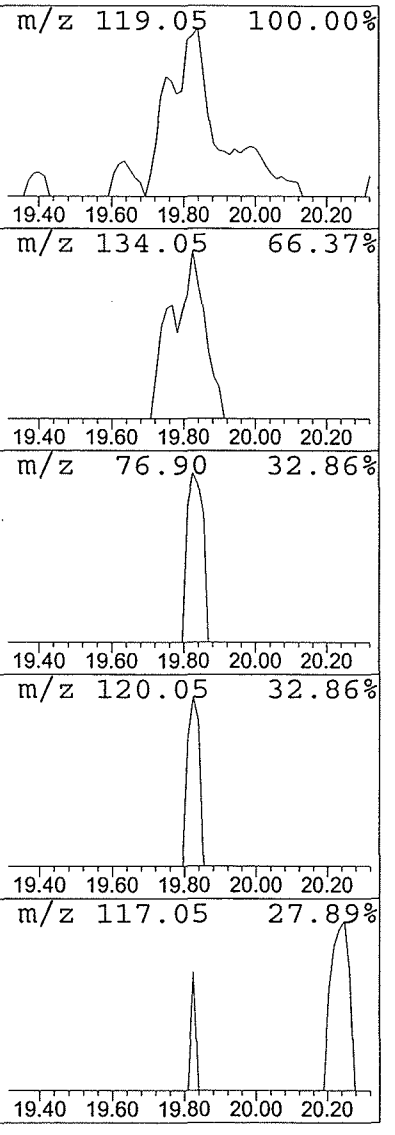

0226

Library Search Compound Report

Data File : C:\HPCHEM\1\DATA\08-23-03\I6247.D Vial: 10
Acq On : 23 Aug 2003 14:19 Operator: DPEI
Sample : AISB-4C/13.5-14,07190-011,S,0.05g Inst : 5970 - In
Misc : WHITMAN/DEXTER_CHE,08/14/03,08/18/03 Multiplr: 1.00
MS Integration Params: LSCINT.P

Quant Method : C:\HPCHEM\1\METHODS\IME0818.M (RTE Integrator)
Title : VOLATILE ORGANICS BY EPA METHOD 8260B
Library : C:\DATABASE\NIST98.L

****

Peak Number 5 Unknown Concentration Rank 4

R.T.	EstConc	Area	Relative to ISTD	R.T.
19.94	7.42 UG	146648	Chlorobenzene-d5	14.76

Hit# of 5	Tentative ID	MW	MolForm	CAS#	Qual
1	Azetidine, 1-methyl-	71	C4H9N	004923-79-9	7
2	Methane, isocyanato-	57	C2H3NO	000624-83-9	4
3	2-Propenamide	71	C3H5NO	000079-06-1	4
4	Azetidine	57	C3H7N	000503-29-7	4

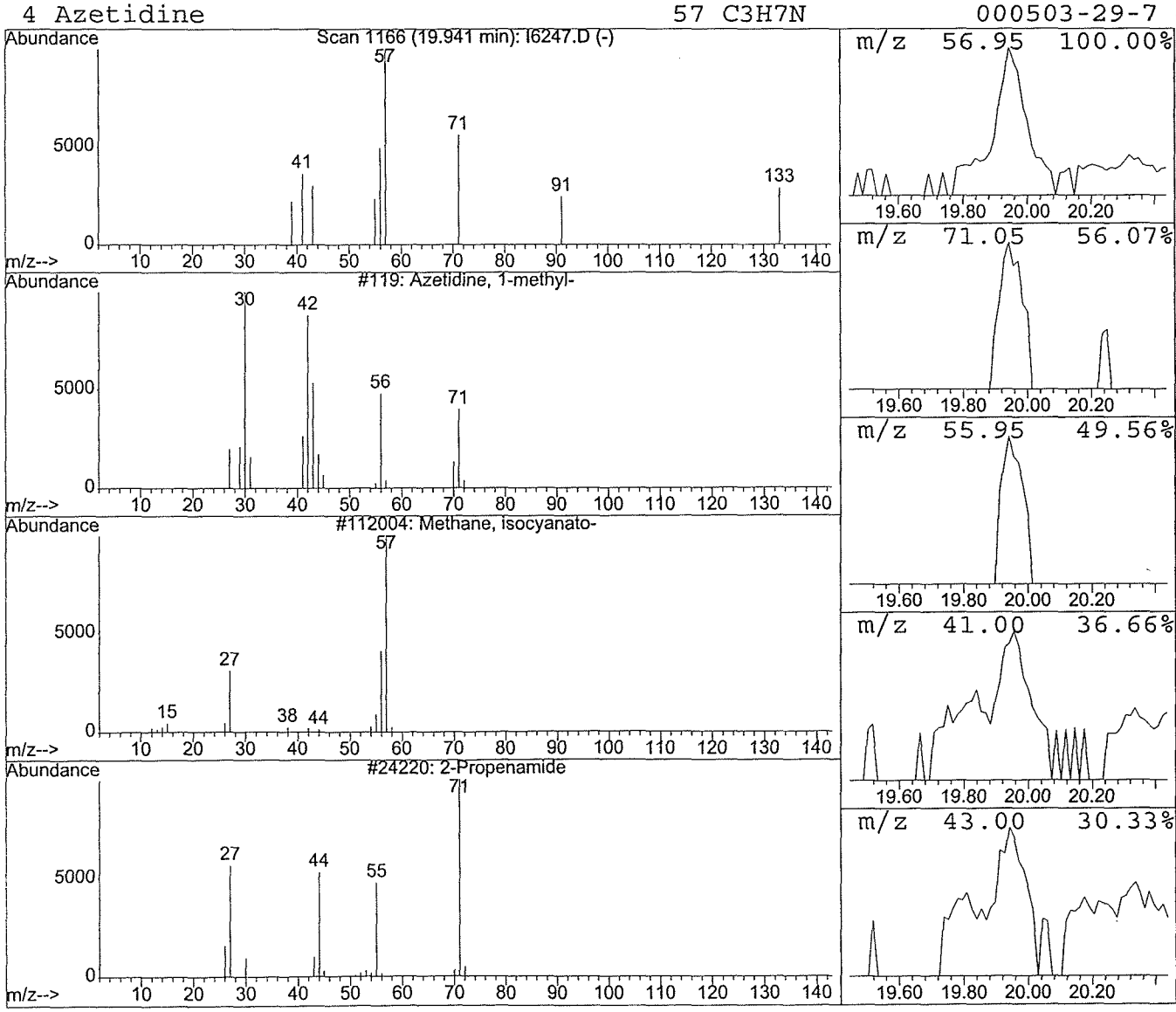

0227

Library Search Compound Report

Data File : C:\HPCHEM\1\DATA\08-23-03\I6247.D Vial: 10
Acq On : 23 Aug 2003 14:19 Operator: DPEI
Sample : AISB-4C/13.5-14,07190-011,S,0.05g Inst : 5970 - In
Misc : WHITMAN/DEXTER_CHE,08/14/03,08/18/03 Multiplr: 1.00
MS Integration Params: LSCINT.P

Quant Method : C:\HPCHEM\1\METHODS\IME0818.M (RTE Integrator)
Title : VOLATILE ORGANICS BY EPA METHOD 8260B
Library : C:\DATABASE\NIST98.L

****

Peak Number 6 Substituted benzene Concentration Rank 5

R.T.	EstConc	Area	Relative to ISTD	R.T.
20.47	6.12 UG	120895	Chlorobenzene-d5	14.76

Hit# of 5	Tentative ID	MW	MolForm	CAS#	Qual
1	Benzene, 1,3-diethyl-	134	C10H14	000141-93-5	9
2	Ethanone, 1-(4-methylphenyl)-	134	C9H10O	000122-00-9	5
3	Benzene, 2-ethyl-1,4-dimethyl-	134	C10H14	001758-88-9	5
4	Ethanone, 1-(4-methylphenyl)-	134	C9H10O	000122-00-9	5

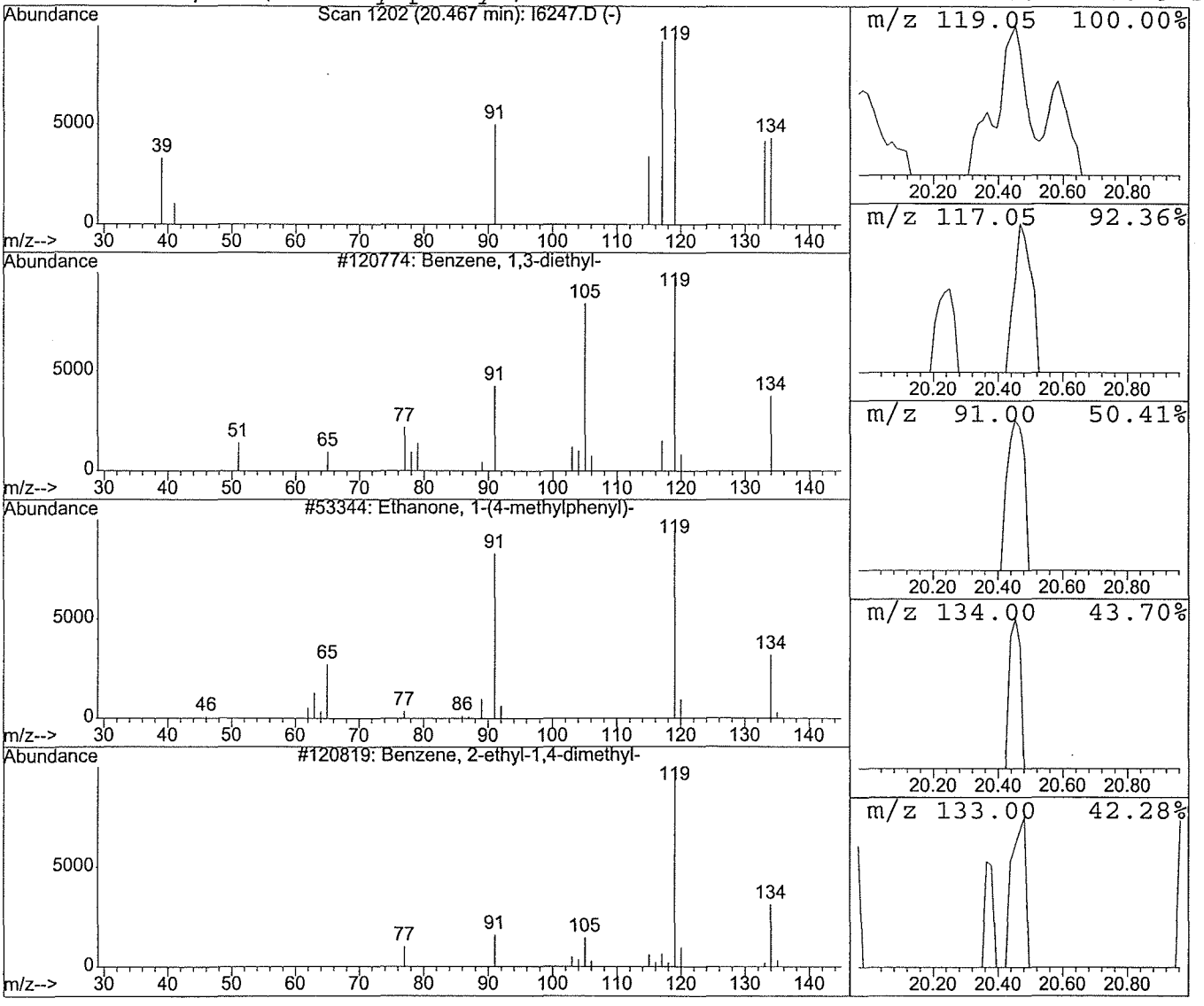

0228

Quantitation Report (QT Reviewed)

Data File : C:\HPCHEM\1\DATA\08-23-03\I6248.D Vial: 11
Acq On : 23 Aug 2003 14:49 Operator: DPEI
Sample : AISB-5A/7.5-8,07190-012,S,0.05g Inst : 5970 - In
Misc : WHITMAN/DEXTER_CHE,08/14/03,08/18/03 Multiplr: 1.00
MS Integration Params: rteint.p
Quant Time: Aug 25 9:20 2003 Quant Results File: IME0818.RES

Quant Method : C:\HPCHEM\1\METHODS\IME0818.M (RTE Integrator)
Title : VOLATILE ORGANICS BY EPA METHOD 8260B
Last Update : Mon Aug 18 14:16:59 2003
Response via : Initial Calibration
DataAcq Meth : VOAI

Internal Standards	R.T.	QIon	Response	Conc	Units	Dev(Min)
1) Pentafluorobenzene	9.35	168	324128	50.00	UG	-0.03
31) 1,4-Difluorobenzene	10.45	114	370692	50.00	UG	0.00
50) Chlorobenzene-d5	14.81	117	313189	50.00	UG	0.01
System Monitoring Compounds						
30) 1,2-Dichloroethane-d4	9.78	65	180524	63.88	UG	-0.03
Spiked Amount 50.000	Range 36 - 115		Recovery = 127.76%#			
41) Toluene-d8	12.64	98	337334	50.02	UG	0.00
Spiked Amount 50.000	Range 35 - 117		Recovery = 100.04%			
59) Bromofluorobenzene	16.59	95	237331	52.04	UG	0.00
Spiked Amount 50.000	Range 47 - 115		Recovery = 104.08%			
Target Compounds						Qvalue
54) m,p-Xylene	15.17	106	6025	2.26	UG	# 4

(#) = qualifier out of range (m) = manual integration

Quantitation Report

Data File : C:\HPCHEM\1\DATA\08-23-03\I6248.D Vial: 11
Acq On : 23 Aug 2003 14:49 Operator: DPEI
Sample : AISB-5A/7.5-8,07190-012,S,0.05g Inst : 5970 - In
Misc : WHITMAN/DEXTER_CHE,08/14/03,08/18/03 Multiplr: 1.00
MS Integration Params: rteint.p
Quant Time: Aug 25 9:20 2003 Quant Results File: IME0818.RES

Method : C:\HPCHEM\1\METHODS\IME0818.M (RTE Integrator)
Title : VOLATILE ORGANICS BY EPA METHOD 8260B
Last Update : Mon Aug 18 14:16:59 2003
Response via : Initial Calibration

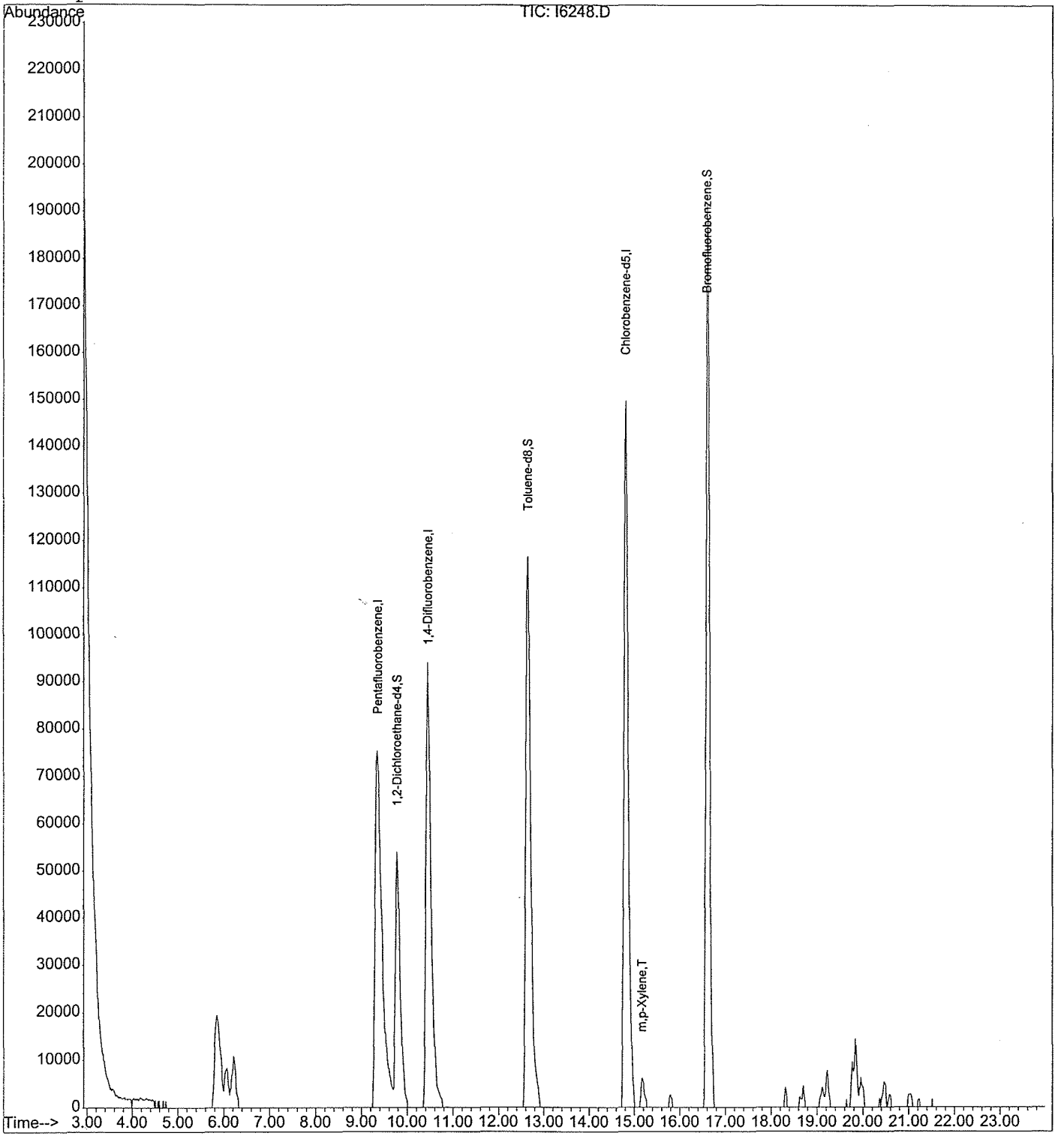

0230

LSC Area Percent Report

Data File : C:\HPCHEM\1\DATA\08-23-03\I6248.D Vial: 11
Acq On : 23 Aug 2003 14:49 Operator: DPEI
Sample : AISB-5A/7.5-8,07190-012,S,0.05g Inst : 5970 - In
Misc : WHITMAN/DEXTER_CHE,08/14/03,08/18/03 Multiplr: 1.00
MS Integration Params: LSCINT.P

Method : C:\HPCHEM\1\METHODS\IME0818.M (RTE Integrator)
Title : VOLATILE ORGANICS BY EPA METHOD 8260B
Smoothing : OFF Filtering: 9
Sampling : 1 Min Area: 3 % of largest Peak
Start Thrs: 0.5 Max Peaks: 100
Stop Thrs : 0.5 Peak Location: TOP

If leading or trailing edge < 50 prefer < Baseline drop else tangent >
Peak separation: 5

Signal : TIC

peak #	R.T. min	first scan	max scan	last scan	PK TY	peak height	corr. area	corr. % max.	% of total
1	5.847	194	201	211	rBV2	19503	171003	16.66%	3.182%
2	6.066	211	216	220	rVV2	8406	48842	4.76%	0.909%
3	6.212	220	226	234	rVB	10873	68288	6.65%	1.271%
4	9.339	433	440	464	rBV2	75408	798970	77.84%	14.869%
5	9.777	464	470	486	rVB	54105	395966	38.58%	7.369%
6	10.435	509	515	538	rBB	94170	731476	71.26%	13.613%
7	12.642	659	666	685	rBB2	116700	882347	85.96%	16.421%
8	14.806	808	814	828	rBB	149869	984634	95.93%	18.324%
9	15.171	835	839	846	rBB2	6254	31726	3.09%	0.590%
10	16.602	931	937	948	rBB2	191951	1026420	100.00%	19.102%
11	18.311	1052	1054	1057	rBB	4282	10653	1.04%	0.198%
12	18.705	1078	1081	1084	rVB2	4528	12765	1.24%	0.238%
13	19.114	1104	1109	1112	rBV	4261	19992	1.95%	0.372%
14	19.217	1112	1116	1121	rVB	7810	31760	3.09%	0.591%
15	19.757	1150	1153	1155	rBV	9641	29992	2.92%	0.558%
16	19.830	1155	1158	1163	rVV	14497	59468	5.79%	1.107%
17	19.948	1163	1166	1172	rVB2	6338	30016	2.92%	0.559%
18	20.459	1196	1201	1205	rBB	5461	24513	2.39%	0.456%
19	21.028	1236	1240	1244	rBB	2738	14554	1.42%	0.271%

Sum of corrected areas: 5373385

I6248.D IME0818.M Mon Aug 25 09:20:36 2003 MSD_I

LSC Report - Integrated Chromatogram

File : C:\HPCHEM\1\DATA\08-23-03\I6248.D
Operator : DPEI
Acquired : 23 Aug 2003 14:49 using AcqMethod VOAI
Instrument : 5970 - In
Sample Name: AISB-5A/7.5-8,07190-012,S,0.05g
Misc Info : WHITMAN/DEXTER_CHE,08/14/03,08/18/03
Vial Number: 11
Quant File :IME0818.RES (RTE Integrator)

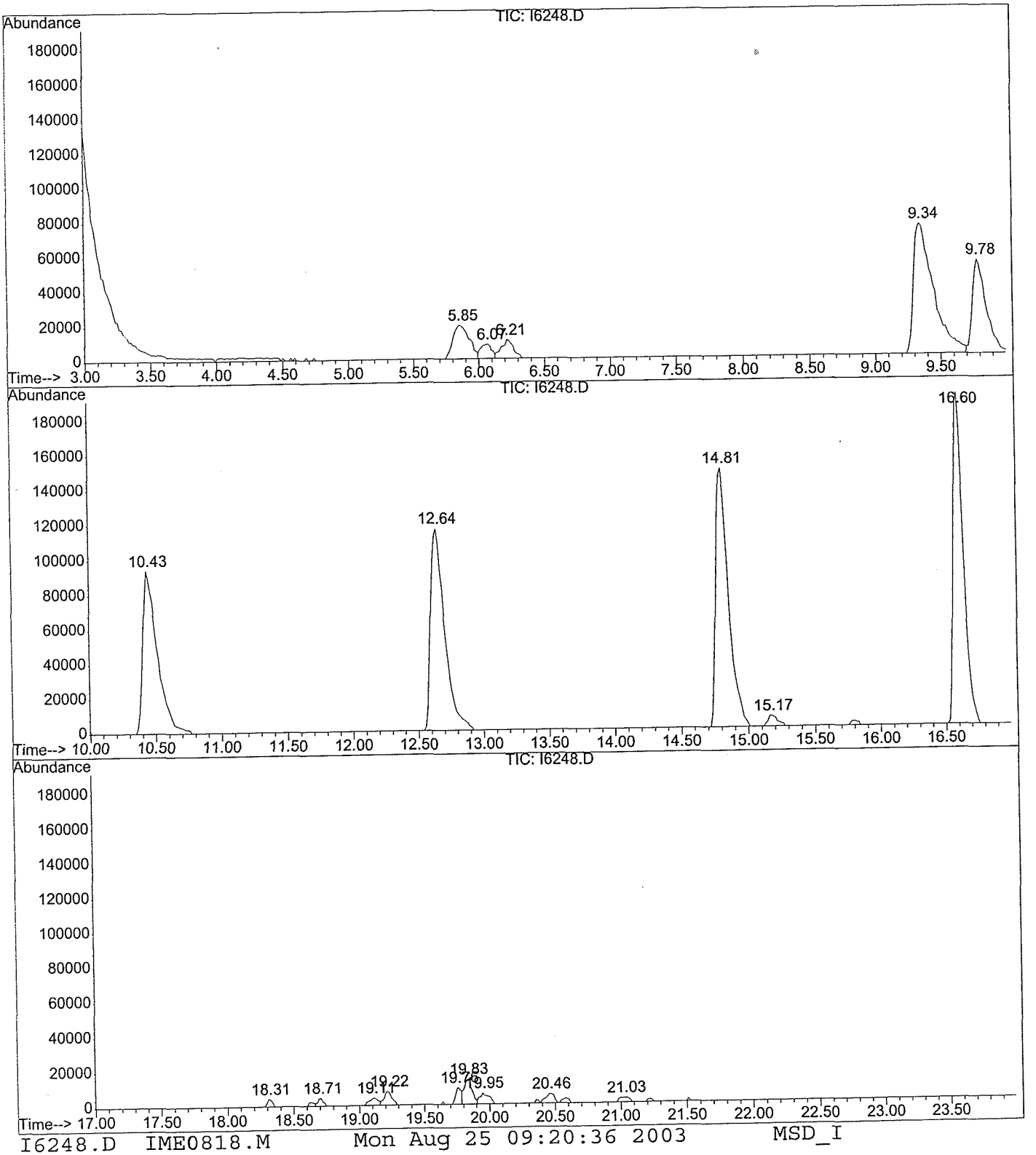

I6248.D IME0818.M Mon Aug 25 09:20:36 2003 MSD_I

Library Search Compound Report

Data File : C:\HPCHEM\1\DATA\08-23-03\I6248.D Vial: 11
Acq On : 23 Aug 2003 14:49 Operator: DPEI
Sample : AISB-5A/7.5-8,07190-012,S,0.05g Inst : 5970 - In
Misc : WHITMAN/DEXTER_CHE,08/14/03,08/18/03 Multiplr: 1.00
MS Integration Params: LSCINT.P

Quant Method : C:\HPCHEM\1\METHODS\IME0818.M (RTE Integrator)
Title : VOLATILE ORGANICS BY EPA METHOD 8260B
Library : C:\DATABASE\NIST98.L

****

Peak Number 1 Acetone Concentration Rank 1

R.T.	EstConc	Area	Relative to ISTD	R.T.
5.85	10.70 UG	171003	Pentafluorobenzene	9.35

Hit# of 5	Tentative ID	MW	MolForm	CAS#	Qual
1	Acetone	58	C3H6O	000067-64-1	3
2	Acetone	58	C3H6O	000067-64-1	3
3	Acetone	58	C3H6O	000067-64-1	3
4	Acetone	58	C3H6O	000067-64-1	3



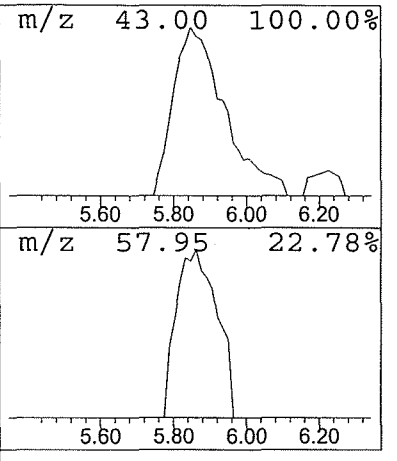

Quantitation Report (QT Reviewed)

Data File : C:\HPCHEM\1\DATA\08-25-03\I6265.D Vial: 5
Acq On : 25 Aug 2003 12:48 Operator: DPEI
Sample : AISB-5B/11.5-12,07190-013,S,5g Inst : 5970 - In
Misc : WHITMAN/DEXTER_CHE,08/14/03,08/18/03 Multiplr: 1.00
MS Integration Params: rteint.p
Quant Time: Aug 25 13:52 2003 Quant Results File: ISO0815.RES

Quant Method : C:\HPCHEM\1\METHODS\ISO0815.M (RTE Integrator)
Title : VOLATILE ORGANICS BY EPA METHOD 8260B
Last Update : Sat Aug 16 08:14:07 2003
Response via : Initial Calibration
DataAcq Meth : VOAI

Internal Standards	R.T.	QIon	Response	Conc	Units	Dev(Min)
1) Pentafluorobenzene	9.38	168	251283	50.00	UG	-0.05
31) 1,4-Difluorobenzene	10.48	114	286336	50.00	UG	-0.02
50) Chlorobenzene-d5	14.82	117	223705	50.00	UG	-0.03
System Monitoring Compounds						
30) 1,2-Dichloroethane-d4	9.82	65	100816	55.96	UG	-0.04
Spiked Amount 50.000	Range 36 - 115		Recovery = 111.92%			
41) Toluene-d8	12.66	98	249595	48.74	UG	-0.04
Spiked Amount 50.000	Range 35 - 117		Recovery = 97.48%			
59) Bromofluorobenzene	16.62	95	160115	51.65	UG	-0.02
Spiked Amount 50.000	Range 47 - 115		Recovery = 103.30%			

Target Compounds Qvalue

(#) = qualifier out of range (m) = manual integration

Quantitation Report

Data File : C:\HPCHEM\1\DATA\08-25-03\I6265.D Vial: 5
Acq On : 25 Aug 2003 12:48 Operator: DPEI
Sample : AISB-5B/11.5-12,07190-013,S,5g Inst : 5970 - In
Misc : WHITMAN/DEXTER_CHE,08/14/03,08/18/03 Multiplr: 1.00
MS Integration Params: rteint.p
Quant Time: Aug 25 13:52 2003 Quant Results File: ISO0815.RES

Method : C:\HPCHEM\1\METHODS\ISO0815.M (RTE Integrator)
Title : VOLATILE ORGANICS BY EPA METHOD 8260B
Last Update : Sat Aug 16 08:14:07 2003
Response via : Initial Calibration



0235

LSC Area Percent Report

Data File : C:\HPCHEM\1\DATA\08-25-03\I6265.D Vial: 5
Acq On : 25 Aug 2003 12:48 Operator: DPEI
Sample : AISB-5B/11.5-12,07190-013,S,5g Inst : 5970 - In
Misc : WHITMAN/DEXTER_CHE,08/14/03,08/18/03 Multiplr: 1.00
MS Integration Params: LSCINT.P

Method : C:\HPCHEM\1\METHODS\ISO0815.M (RTE Integrator)
Title : VOLATILE ORGANICS BY EPA METHOD 8260B
Smoothing : OFF Filtering: 5
Sampling : 1 Min Area: 1 % of largest Peak
Start Thrs: 0.2 Max Peaks: 100
Stop Thrs : 0 Peak Location: TOP

If leading or trailing edge < 100 prefer < Baseline drop else tangent >
Peak separation: 5

Signal : TIC

peak #	R.T. min	first scan	max scan	last scan	PK TY	peak height	corr. area	corr. % max.	% of total
1	9.377	413	419	440	rBB	79801	614467	92.40%	18.502%
2	9.823	443	448	460	rBB2	28437	196919	29.61%	5.929%
3	10.469	484	490	506	rBV2	72369	525638	79.04%	15.827%
4	12.661	629	635	652	rBB2	97062	636074	95.64%	19.153%
5	14.823	778	783	796	rBB2	117238	665037	100.00%	20.025%
6	16.620	901	906	916	rBB2	121937	645856	97.12%	19.447%
7	19.395	1092	1096	1098	rBB	2208	8250	1.24%	0.248%
8	22.126	1278	1283	1290	rBB	4349	28802	4.33%	0.867%

Sum of corrected areas: 3321043

I6265.D ISO0815.M Mon Aug 25 13:55:37 2003 MSD_I

LSC Report - Integrated Chromatogram

File : C:\HPCHEM\1\DATA\08-25-03\I6265.D
Operator : DPEI
Acquired : 25 Aug 2003 12:48 using AcqMethod VOAI
Instrument : 5970 - In
Sample Name: AISB-5B/11.5-12,07190-013,S,5g
Misc Info : WHITMAN/DEXTER_CHE,08/14/03,08/18/03
Vial Number: 5
Quant File :ISO0815.RES (RTE Integrator)

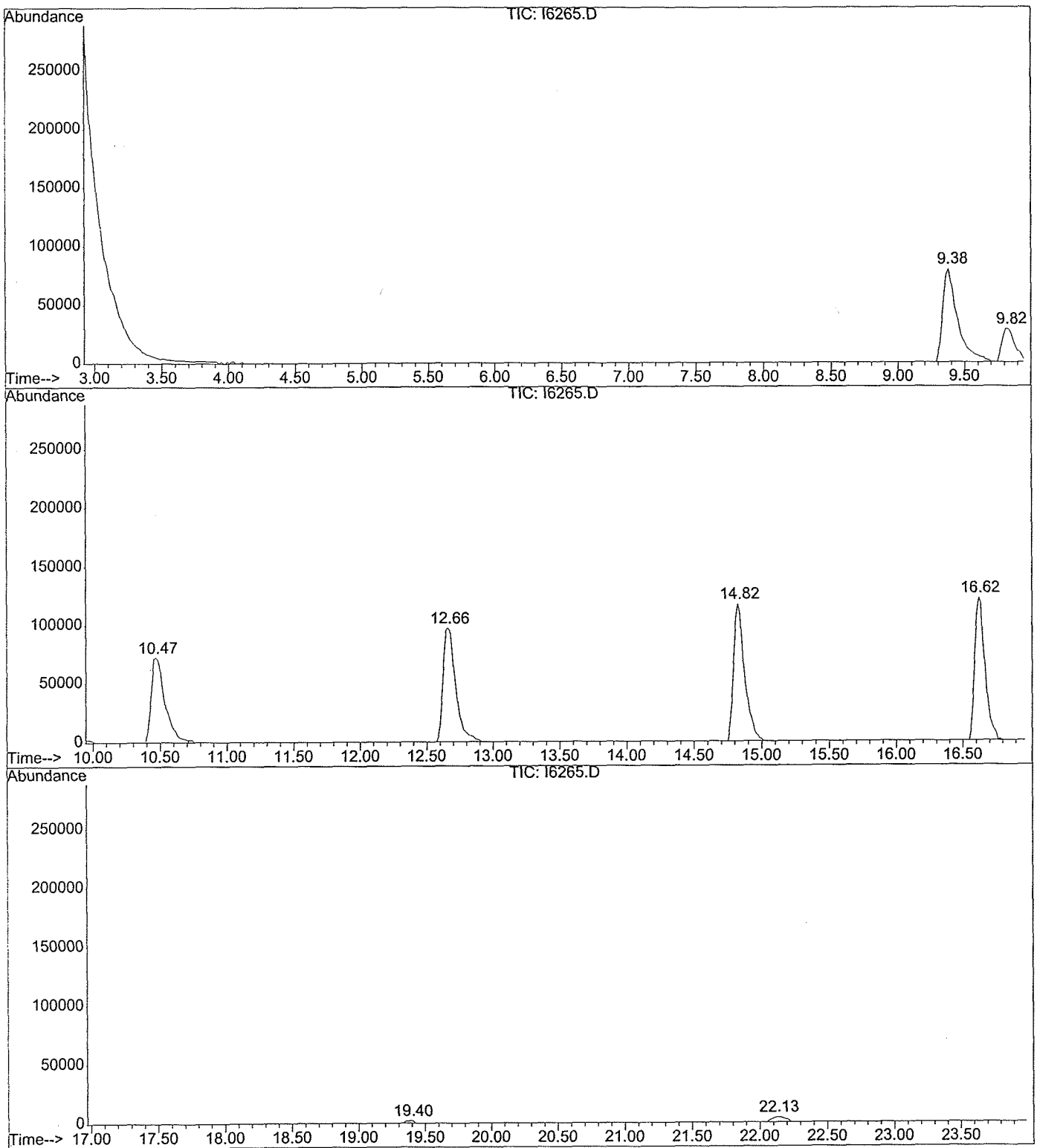

I6265.D ISO0815.M Mon Aug 25 13:55:37 2003 MSD_I

Quantitation Report (QT Reviewed)

Data File : C:\HPCHEM\1\DATA\08-25-03\I6267.D Vial: 7
Acq On : 25 Aug 2003 13:50 Operator: DPEI
Sample : AISB-6A/7.5-8,07190-014,S,5g Inst : 5970 - In
Misc : WHITMAN/DEXTER_CHE,08/14/03,08/18/03 Multiplr: 1.00
MS Integration Params: rteint.p
Quant Time: Aug 25 14:59 2003 Quant Results File: ISO0815.RES

Quant Method : C:\HPCHEM\1\METHODS\ISO0815.M (RTE Integrator)
Title : VOLATILE ORGANICS BY EPA METHOD 8260B
Last Update : Sat Aug 16 08:14:07 2003
Response via : Initial Calibration
DataAcq Meth : VOAI

Internal Standards	R.T.	QIon	Response	Conc	Units	Dev(Min)
1) Pentafluorobenzene	9.39	168	236956	50.00	UG	-0.04
31) 1,4-Difluorobenzene	10.50	114	266626	50.00	UG	-0.01
50) Chlorobenzene-d5	14.83	117	210071	50.00	UG	-0.02
System Monitoring Compounds						
30) 1,2-Dichloroethane-d4	9.84	65	98642	58.06	UG	-0.02
Spiked Amount 50.000	Range 36 - 115		Recovery = 116.12%#			
41) Toluene-d8	12.67	98	238134	49.94	UG	-0.02
Spiked Amount 50.000	Range 35 - 117		Recovery = 99.88%			
59) Bromofluorobenzene	16.63	95	154134	52.95	UG	-0.01
Spiked Amount 50.000	Range 47 - 115		Recovery = 105.90%			
Target Compounds						Qvalue
72) 1,4-Dichlorobenzene	18.34	146	11215	3.26	UG	# 78
76) 1,2,4-Trichlorobenzene	21.13	180	19472	12.74	UG	100
78) Naphthalene	21.54	128	6777	4.23	UG	# 97

(#) = qualifier out of range (m) = manual integration

Quantitation Report

Data File : C:\HPCHEM\1\DATA\08-25-03\I6267.D Vial: 7
Acq On : 25 Aug 2003 13:50 Operator: DPEI
Sample : AISB-6A/7.5-8,07190-014,S,5g Inst : 5970 - In
Misc : WHITMAN/DEXTER_CHE,08/14/03,08/18/03 Multiplr: 1.00
MS Integration Params: rteint.p
Quant Time: Aug 25 14:59 2003 Quant Results File: ISO0815.RES

Method : C:\HPCHEM\1\METHODS\ISO0815.M (RTE Integrator)
Title : VOLATILE ORGANICS BY EPA METHOD 8260B
Last Update : Sat Aug 16 08:14:07 2003
Response via : Initial Calibration



0239

LSC Area Percent Report

Data File : C:\HPCHEM\1\DATA\08-25-03\I6267.D Vial: 7
Acq On : 25 Aug 2003 13:50 Operator: DPEI
Sample : AISB-6A/7.5-8,07190-014,S,5g Inst : 5970 - In
Misc : WHITMAN/DEXTER_CHE,08/14/03,08/18/03 Multiplr: 1.00
MS Integration Params: LSCINT.P

Method : C:\HPCHEM\1\METHODS\ISO0815.M (RTE Integrator)
Title : VOLATILE ORGANICS BY EPA METHOD 8260B
Smoothing : OFF Filtering: 9
Sampling : 1 Min Area: 0.3 % of largest Peak
Start Thrs: 0.6 Max Peaks: 100
Stop Thrs : 0.6 Peak Location: TOP

If leading or trailing edge < 50 prefer < Baseline drop else tangent >
Peak separation: 5

Signal : TIC

peak #	R.T. min	first scan	max scan	last scan	PK TY	peak height	corr. area	corr. % max.	% of total
1	3.820	58	59	63	rVB	2316	7384	1.18%	0.224%
2	5.872	191	196	205	rBB	4749	36905	5.91%	1.121%
3	9.371	429	435	454	rBV2	70387	560104	89.63%	17.020%
4	9.824	461	466	478	rBB	28265	187720	30.04%	5.704%
5	10.466	505	510	530	rBB2	70873	490873	78.55%	14.917%
6	12.672	655	661	678	rBB	94045	597712	95.65%	18.163%
7	14.819	803	808	822	rBB	106997	624886	100.00%	18.989%
8	16.616	926	931	942	rBB	117031	614274	98.30%	18.666%
9	18.340	1046	1049	1052	rBB	4994	16071	2.57%	0.488%
10	19.129	1099	1103	1106	rBB	2685	11004	1.76%	0.334%
11	19.231	1107	1110	1114	rBB	3053	12891	2.06%	0.392%
12	19.377	1118	1120	1125	rBB	2195	10281	1.65%	0.312%
13	19.786	1145	1148	1150	rBV	3292	11935	1.91%	0.363%
14	19.859	1150	1153	1157	rVB	7298	24567	3.93%	0.747%
15	20.473	1193	1195	1198	rBB	2255	7021	1.12%	0.213%
16	21.115	1236	1239	1244	rBB	12047	45303	7.25%	1.377%
17	21.539	1266	1268	1271	rBB	2163	6772	1.08%	0.206%
18	22.152	1304	1310	1316	rBB	3759	25086	4.01%	0.762%

Sum of corrected areas: 3290789

I6267.D ISO0815.M Mon Aug 25 15:00:22 2003 MSD_I

LSC Report - Integrated Chromatogram

File : C:\HPCHEM\1\DATA\08-25-03\I6267.D
Operator : DPEI
Acquired : 25 Aug 2003 13:50 using AcqMethod VOAI
Instrument : 5970 - In
Sample Name: AISB-6A/7.5-8,07190-014,S,5g
Misc Info : WHITMAN/DEXTER_CHE,08/14/03,08/18/03
Vial Number: 7
Quant File :ISO0815.RES (RTE Integrator)

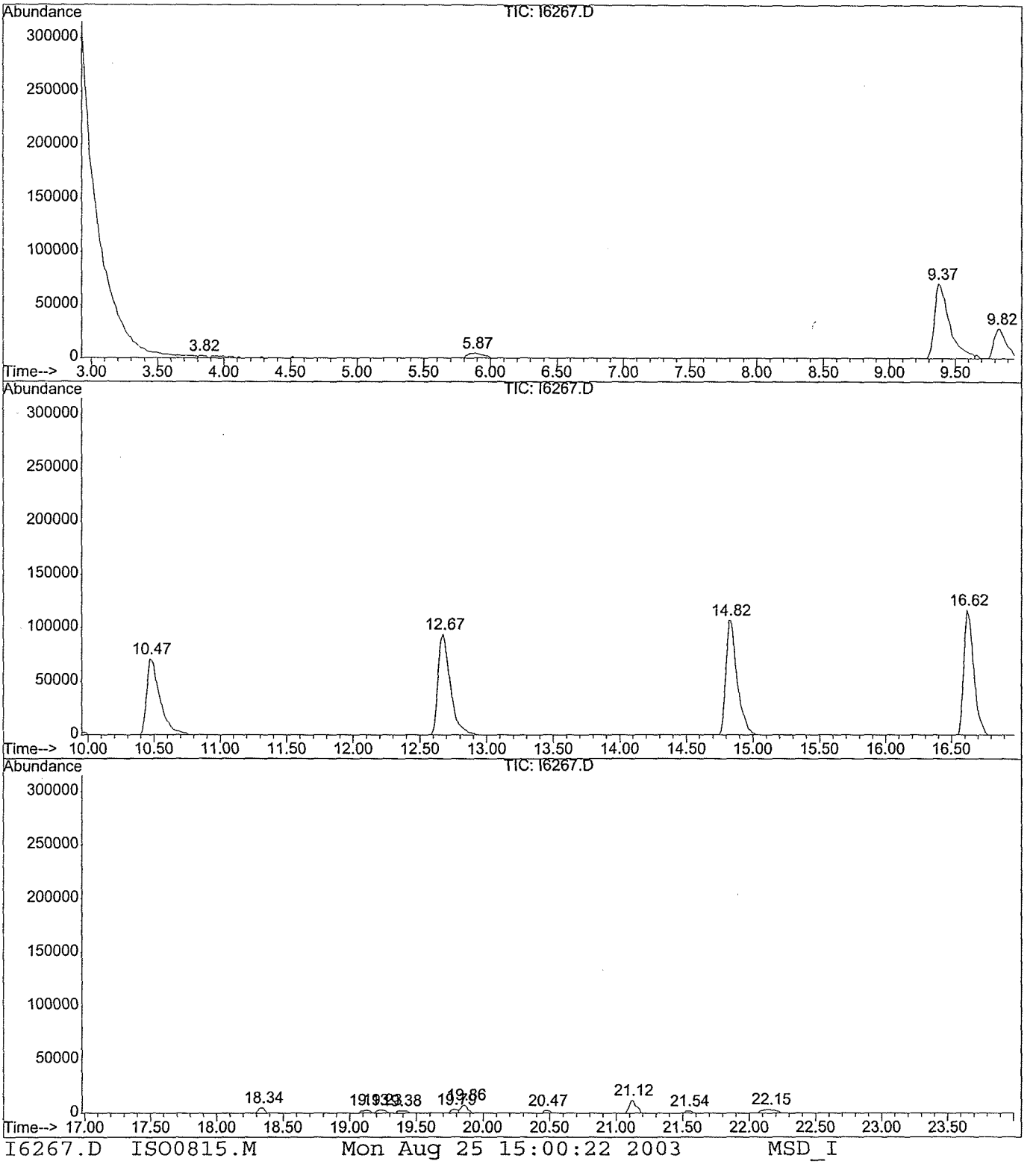

I6267.D ISO0815.M Mon Aug 25 15:00:22 2003 MSD_I

Quantitation Report (QT Reviewed)

Data File : C:\HPCHEM\1\DATA\08-25-03\I6270.D Vial: 9
Acq On : 25 Aug 2003 15:24 Operator: DPEI
Sample : AISB-6B/11.5-12,07190-015,S,0.2g Inst : 5970 - In
Misc : WHITMAN/DEXTER_CHE,08/14/03,08/18/03 Multiplr: 1.00
MS Integration Params: rteint.p
Quant Time: Aug 25 15:52 2003 Quant Results File: ISO0815.RES

Quant Method : C:\HPCHEM\1\METHODS\ISO0815.M (RTE Integrator)
Title : VOLATILE ORGANICS BY EPA METHOD 8260B
Last Update : Sat Aug 16 08:14:07 2003
Response via : Initial Calibration
DataAcq Meth : VOAI

Internal Standards	R.T.	QIon	Response	Conc	Units	Dev(Min)
1) Pentafluorobenzene	9.37	168	228285	50.00	UG	-0.06
31) 1,4-Difluorobenzene	10.48	114	257738	50.00	UG	-0.03
50) Chlorobenzene-d5	14.82	117	205483	50.00	UG	-0.03
System Monitoring Compounds						
30) 1,2-Dichloroethane-d4	9.82	65	97958	59.85	UG	-0.04
Spiked Amount 50.000	Range 36 - 115		Recovery = 119.70%#			
41) Toluene-d8	12.66	98	224898	48.79	UG	-0.03
Spiked Amount 50.000	Range 35 - 117		Recovery = 97.58%			
59) Bromofluorobenzene	16.62	95	156838	55.08	UG	-0.02
Spiked Amount 50.000	Range 47 - 115		Recovery = 110.16%			
Target Compounds						Qvalue
72) 1,4-Dichlorobenzene	18.33	146	17983	5.34	UG	# 60
74) 1,2-Dichlorobenzene	18.83	146	12174	4.30	UG	# 82
76) 1,2,4-Trichlorobenzene	21.11	180	115577	77.32	UG	99
78) Naphthalene	21.52	128	111320	71.06	UG	# 97

(#) = qualifier out of range (m) = manual integration

Quantitation Report

Data File : C:\HPCHEM\1\DATA\08-25-03\I6270.D Vial: 9
Acq On : 25 Aug 2003 15:24 Operator: DPEI
Sample : AISB-6B/11.5-12,07190-015,S,0.2g Inst : 5970 - In
Misc : WHITMAN/DEXTER_CHE,08/14/03,08/18/03 Multiplr: 1.00
MS Integration Params: rteint.p
Quant Time: Aug 25 15:52 2003 Quant Results File: ISO0815.RES

Method : C:\HPCHEM\1\METHODS\ISO0815.M (RTE Integrator)
Title : VOLATILE ORGANICS BY EPA METHOD 8260B
Last Update : Sat Aug 16 08:14:07 2003
Response via : Initial Calibration

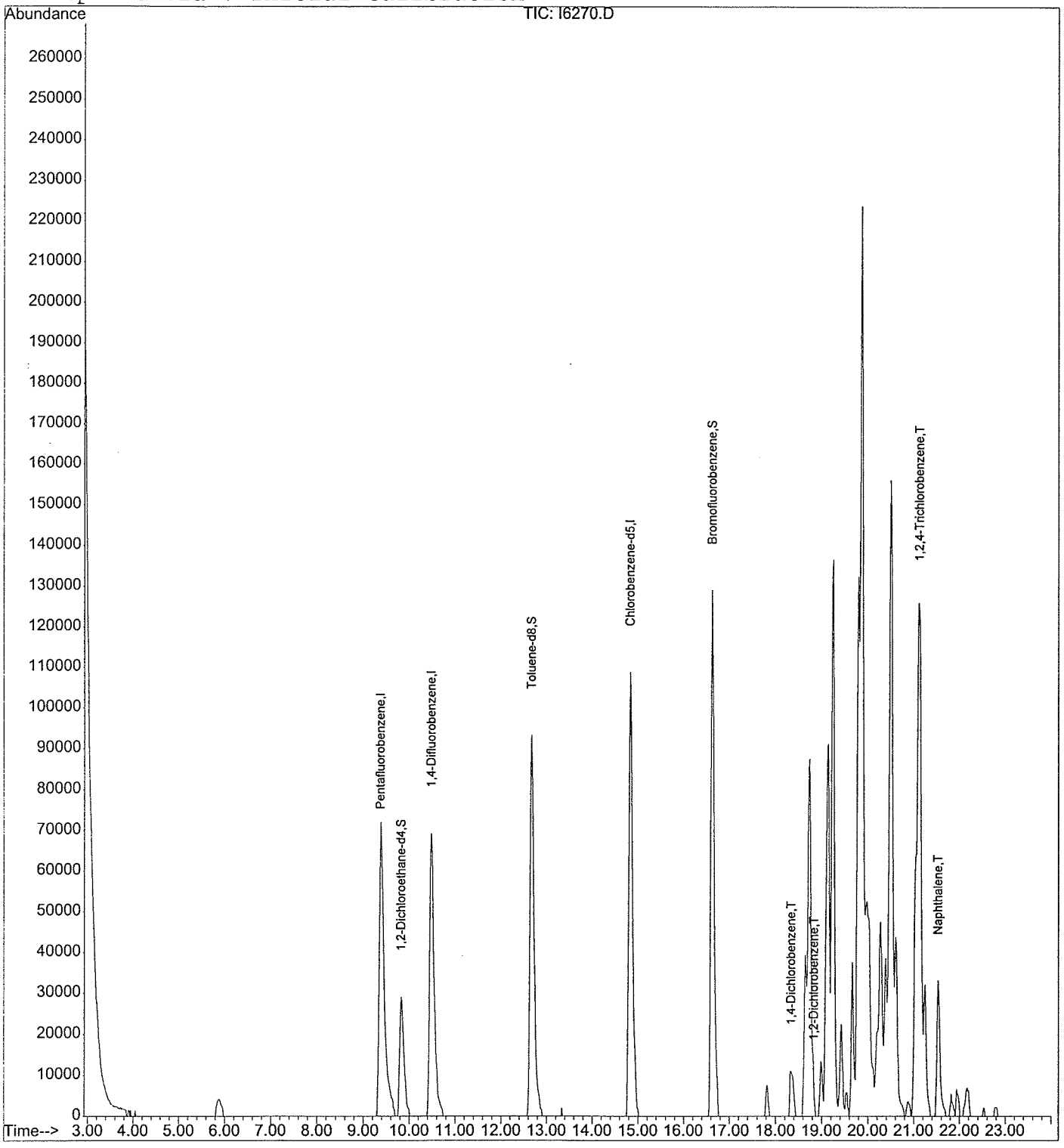

LSC Area Percent Report

Data File : C:\HPCHEM\1\DATA\08-25-03\I6270.D Vial: 9
Acq On : 25 Aug 2003 15:24 Operator: DPEI
Sample : AISB-6B/11.5-12,07190-015,S,0.2g Inst : 5970 - In
Misc : WHITMAN/DEXTER_CHE,08/14/03,08/18/03 Multiplr: 1.00
MS Integration Params: LSCINT.P

Method : C:\HPCHEM\1\METHODS\ISO0815.M (RTE Integrator)
Title : VOLATILE ORGANICS BY EPA METHOD 8260B
Smoothing : OFF Filtering: 9
Sampling : 1 Min Area: 0.3 % of largest Peak
Start Thrs: 0.6 Max Peaks: 100
Stop Thrs : 0.6 Peak Location: TOP

If leading or trailing edge < 50 prefer < Baseline drop else tangent >
Peak separation: 5

Signal : TIC

peak #	R.T. min	first scan	max scan	last scan	PK TY	peak height	corr. area	corr. % max.	% of total
1	5.890	198	204	210	rBB	4227	30592	3.26%	0.360%
2	9.380	437	443	464	rBB	72261	544150	57.90%	6.409%
3	9.819	468	473	486	rBB2	29119	188633	20.07%	2.222%
4	10.476	512	518	536	rBB	69378	470799	50.10%	5.545%
5	12.664	660	666	682	rBB	93420	572715	60.94%	6.746%
6	14.823	807	812	825	rBB	108925	612437	65.17%	7.214%
7	16.620	930	935	945	rBB	129121	620749	66.05%	7.312%
8	17.816	1010	1013	1017	rBB	7771	26520	2.82%	0.312%
9	18.335	1044	1047	1054	rBB2	11145	62883	6.69%	0.741%
10	18.644	1063	1067	1069	rBV2	39597	143594	15.28%	1.691%
11	18.737	1069	1073	1082	rVB3	87581	415118	44.17%	4.890%
12	18.979	1086	1089	1093	rBV	13542	51308	5.46%	0.604%
13	19.134	1093	1099	1102	rBV	87576	436066	46.40%	5.136%
14	19.242	1102	1106	1113	rVB	134357	565769	60.20%	6.664%
15	19.413	1113	1117	1123	rVB3	20935	78877	8.39%	0.929%
16	19.536	1123	1125	1129	rVB2	5825	18630	1.98%	0.219%
17	19.653	1129	1133	1138	rBV	37840	142726	15.19%	1.681%
18	19.785	1138	1142	1144	rBV	123468	458408	48.78%	5.399%
19	19.858	1144	1147	1152	rVB	174831	631734	67.22%	7.441%
20	20.267	1171	1175	1180	rVB	30554	114031	12.13%	1.343%
21	20.384	1180	1183	1185	rVV3	23742	76193	8.11%	0.897%
22	20.487	1185	1190	1196	rVV3	142666	714245	76.00%	8.413%
23	20.604	1196	1198	1212	rVB	43976	185732	19.76%	2.188%
24	20.881	1213	1217	1221	rBB	3569	16613	1.77%	0.196%
25	21.100	1222	1232	1239	rBV5	125986	939747	100.00%	11.069%
26	21.247	1239	1242	1250	rVB	32214	128766	13.70%	1.517%
27	21.524	1257	1261	1273	rBB	33277	157223	16.73%	1.852%
28	21.816	1278	1281	1287	rBB	5506	20264	2.16%	0.239%
29	21.933	1287	1289	1294	rBB	6656	25036	2.66%	0.295%
30	22.167	1299	1305	1310	rBB2	7004	40303	4.29%	0.475%

Sum of corrected areas: 8489861

I6270.D ISO0815.M Mon Aug 25 15:53:04 2003 MSD_I

LSC Report - Integrated Chromatogram

File : C:\HPCHEM\1\DATA\08-25-03\I6270.D
Operator : DPEI
Acquired : 25 Aug 2003 15:24 using AcqMethod VOAI
Instrument : 5970 - In
Sample Name: AISB-6B/11.5-12,07190-015,S,0.2g
Misc Info : WHITMAN/DEXTER_CHE,08/14/03,08/18/03
Vial Number: 9
Quant File :ISO0815.RES (RTE Integrator)

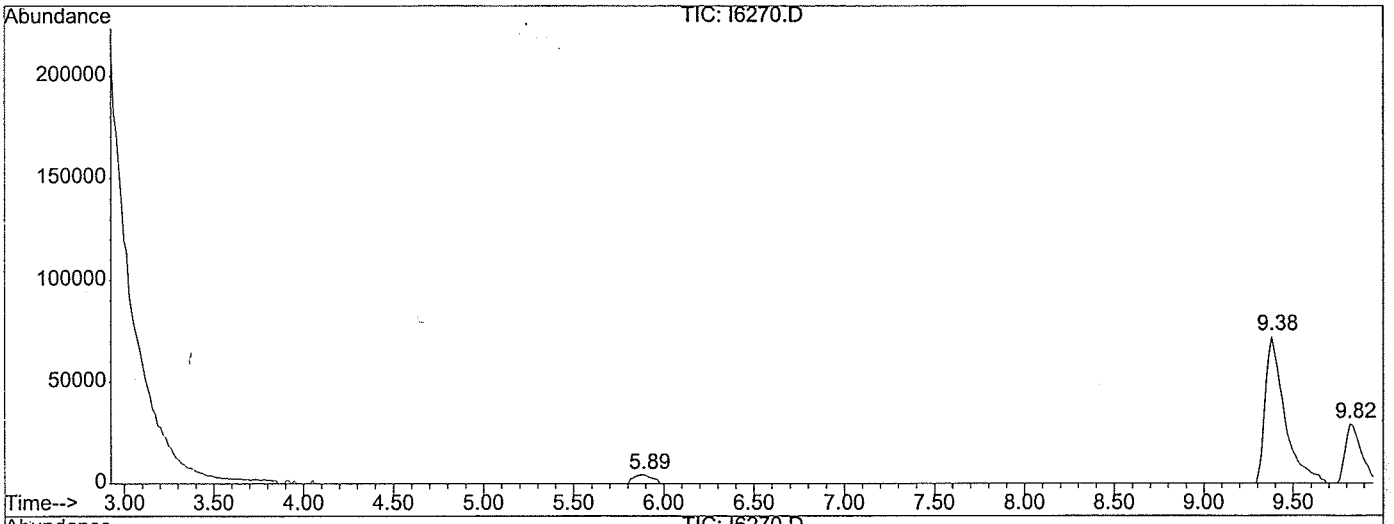

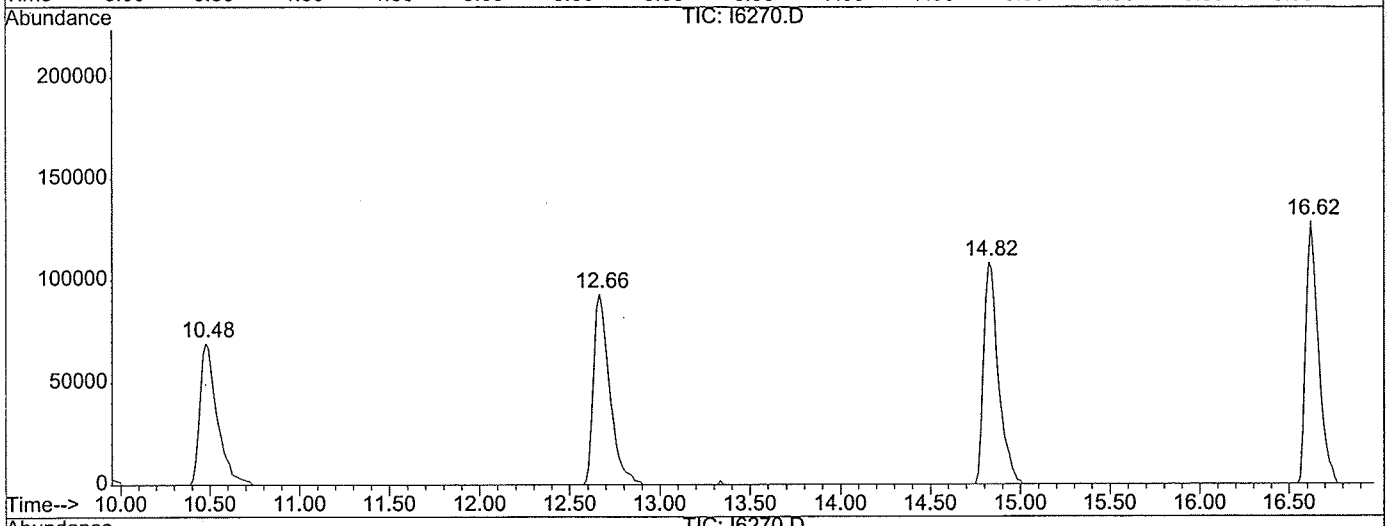

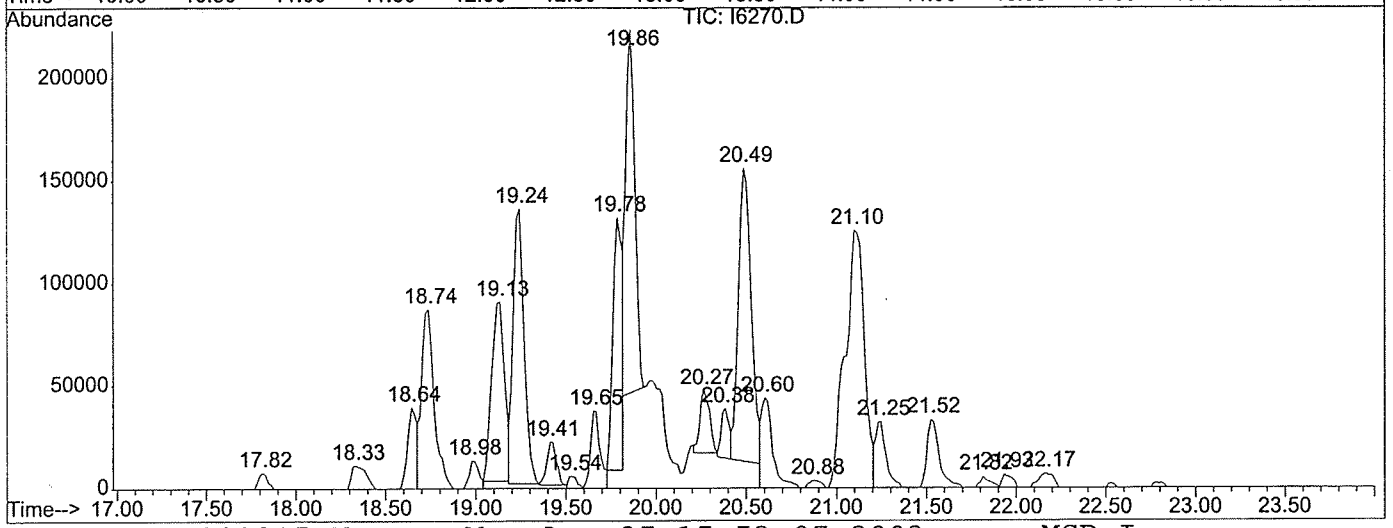

I6270.D ISO0815.M Mon Aug 25 15:53:05 2003 MSD_I

Library Search Compound Report

Data File : C:\HPCHEM\1\DATA\08-25-03\I6270.D Vial: 9
Acq On : 25 Aug 2003 15:24 Operator: DPEI
Sample : AISB-6B/11.5-12,07190-015,S,0.2g Inst : 5970 - In
Misc : WHITMAN/DEXTER_CHE,08/14/03,08/18/03 Multiplr: 1.00
MS Integration Params: LSCINT.P

Quant Method : C:\HPCHEM\1\METHODS\ISO0815.M (RTE Integrator)
Title : VOLATILE ORGANICS BY EPA METHOD 8260B
Library : C:\DATABASE\NIST98.L

****

Peak Number 1 Substituted benzene Concentration Rank 8

R.T.	EstConc	Area	Relative to ISTD	R.T.
18.64	11.72 UG	143594	Chlorobenzene-d5	14.82

Hit# of 5	Tentative ID	MW	MolForm	CAS#	Qual
1	Benzene, 1-methyl-3-propyl-	134	C10H14	001074-43-7	80
2	Benzene, (1-methylpropyl)-	134	C10H14	000135-98-8	64
3	Benzene, (1-methylpropyl)-	134	C10H14	000135-98-8	64
4	Benzeneacetaldehyde, .alpha.-methyl	134	C9H10O	000093-53-8	64

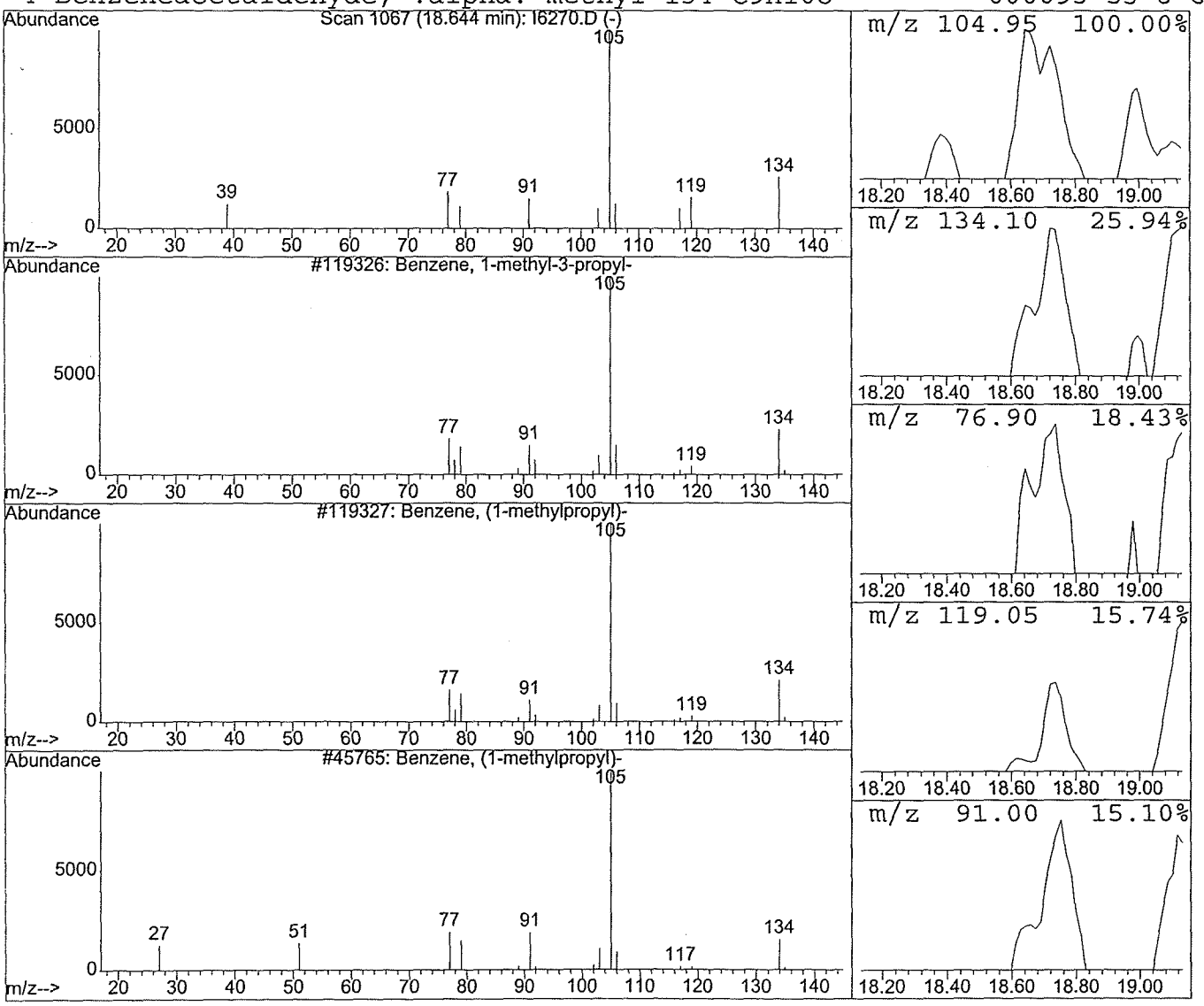

0247

Library Search Compound Report

Data File : C:\HPCHEM\1\DATA\08-25-03\I6270.D Vial: 9
Acq On : 25 Aug 2003 15:24 Operator: DPEI
Sample : AISB-6B/11.5-12,07190-015,S,0.2g Inst : 5970 - In
Misc : WHITMAN/DEXTER_CHE,08/14/03,08/18/03 Multiplr: 1.00
MS Integration Params: LSCINT.P

Quant Method : C:\HPCHEM\1\METHODS\ISO0815.M (RTE Integrator)
Title : VOLATILE ORGANICS BY EPA METHOD 8260B
Library : C:\DATABASE\NIST98.L

****

Peak Number 2 Substituted benzene Concentration Rank 6

R.T.	EstConc	Area	Relative to ISTD	R.T.
18.74	33.89 UG	415118	Chlorobenzene-d5	14.82

Hit# of 5	Tentative ID	MW	MolForm	CAS#	Qual
1	Benzene, 1-methyl-3-(1-methylethyl)	134	C10H14	000535-77-3	86
2	Benzene, 4-ethyl-1,2-dimethyl-	134	C10H14	000934-80-5	80
3	Benzene, 1-ethyl-2,3-dimethyl-	134	C10H14	000933-98-2	80
4	Benzene, 1-methyl-2-(1-methylethyl)	134	C10H14	000527-84-4	80

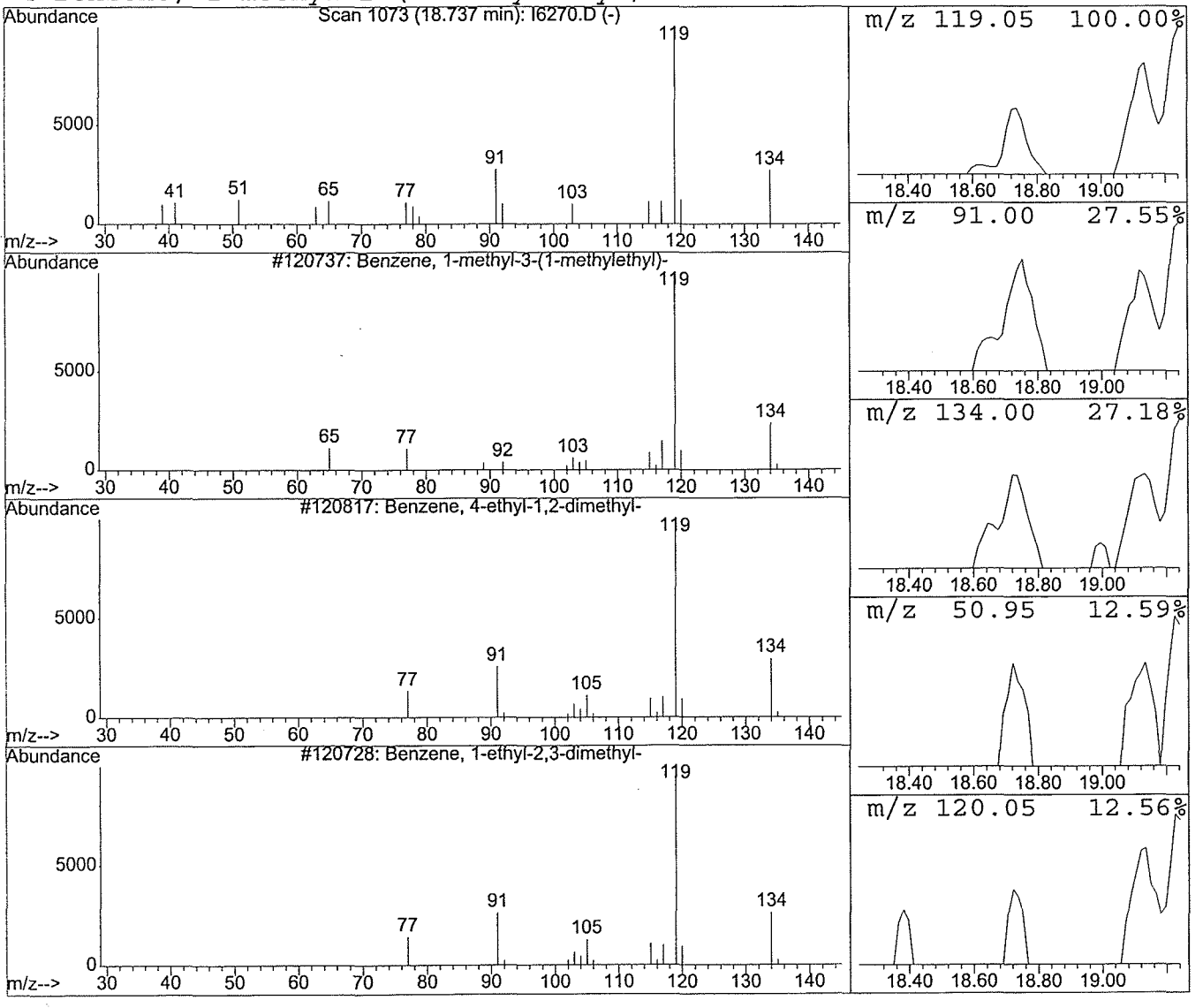

0248

Library Search Compound Report

Data File : C:\HPCHEM\1\DATA\08-25-03\I6270.D Vial: 9
Acq On : 25 Aug 2003 15:24 Operator: DPEI
Sample : AISB-6B/11.5-12,07190-015,S,0.2g Inst : 5970 - In
Misc : WHITMAN/DEXTER_CHE,08/14/03,08/18/03 Multiplr: 1.00
MS Integration Params: LSCINT.P

Quant Method : C:\HPCHEM\1\METHODS\ISO0815.M (RTE Integrator)
Title : VOLATILE ORGANICS BY EPA METHOD 8260B
Library : C:\DATABASE\NIST98.L

****

Peak Number 3 Substituted benzene Concentration Rank 5

R.T.	EstConc	Area	Relative to ISTD	R.T.
19.13	35.60 UG	436066	Chlorobenzene-d5	14.82

Hit# of 5	Tentative ID	MW	MolForm	CAS#	Qual
1	Benzene, 2-ethyl-1,4-dimethyl-	134	C10H14	001758-88-9	90
2	Benzene, 1-ethyl-2,3-dimethyl-	134	C10H14	000933-98-2	90
3	Benzene, 1-methyl-2-(1-methylethyl)	134	C10H14	000527-84-4	86
4	Benzene, 2-ethyl-1,3-dimethyl-	134	C10H14	002870-04-4	86

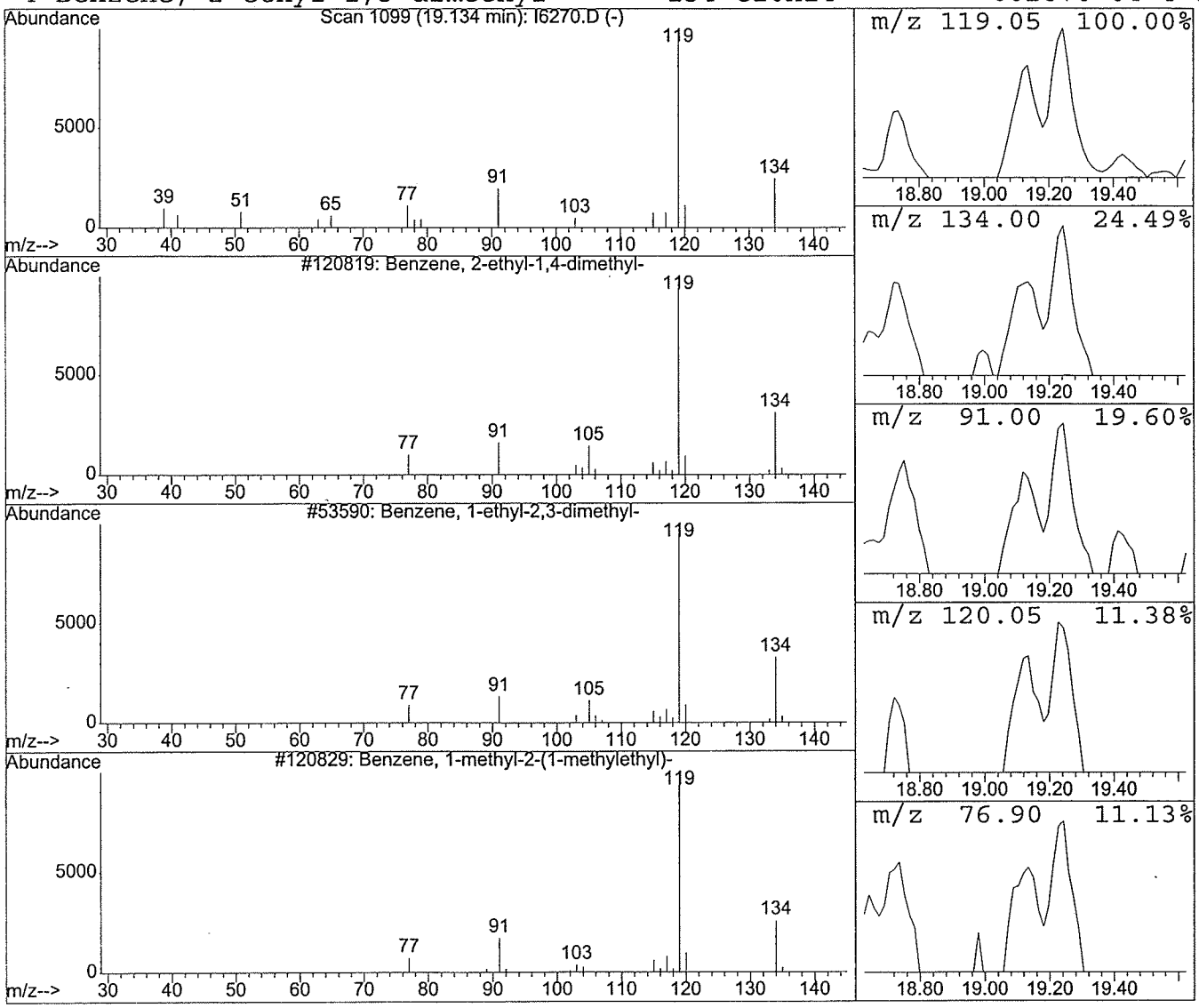

0249

Library Search Compound Report

Data File : C:\HPCHEM\1\DATA\08-25-03\I6270.D Vial: 9
Acq On : 25 Aug 2003 15:24 Operator: DPEI
Sample : AISB-6B/11.5-12,07190-015,S,0.2g Inst : 5970 - In
Misc : WHITMAN/DEXTER_CHE,08/14/03,08/18/03 Multiplr: 1.00
MS Integration Params: LSCINT.P

Quant Method : C:\HPCHEM\1\METHODS\ISO0815.M (RTE Integrator)
Title : VOLATILE ORGANICS BY EPA METHOD 8260B
Library : C:\DATABASE\NIST98.L

****

Peak Number 4 Substituted benzene Concentration Rank 3

R.T.	EstConc	Area	Relative to ISTD	R.T.
19.24	46.19 UG	565769	Chlorobenzene-d5	14.82

Hit# of 5	Tentative ID	MW	MolForm	CAS#	Qual
1	Benzene, 1-methyl-3-(1-methylethyl)	134	C10H14	000535-77-3	91
2	Benzene, 1-methyl-2-(1-methylethyl)	134	C10H14	000527-84-4	91
3	Benzene, 4-ethyl-1,2-dimethyl-	134	C10H14	000934-80-5	91
4	Benzene, 1-ethyl-2,3-dimethyl-	134	C10H14	000933-98-2	91

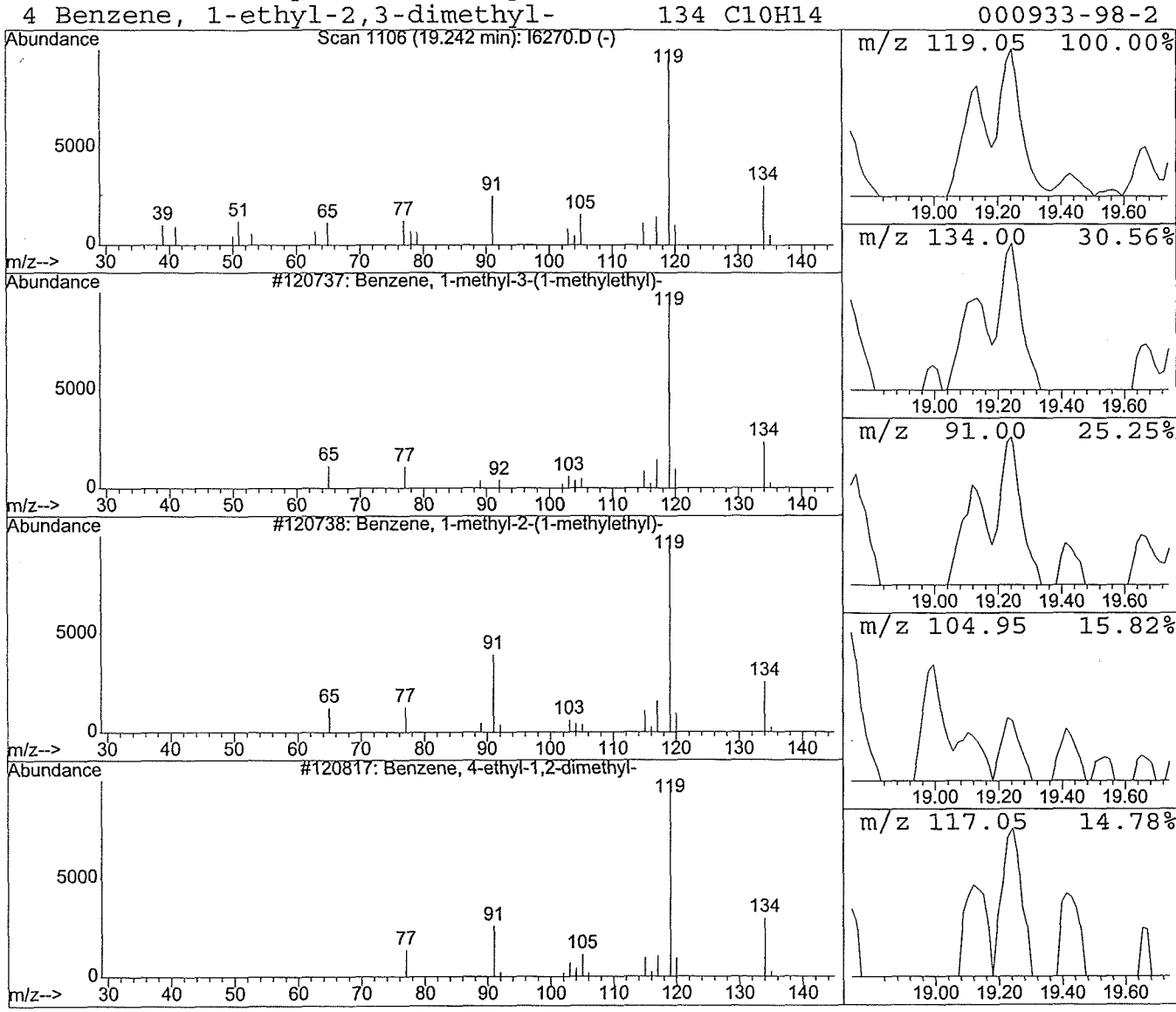

0250

Library Search Compound Report

Data File : C:\HPCHEM\1\DATA\08-25-03\I6270.D Vial: 9
Acq On : 25 Aug 2003 15:24 Operator: DPEI
Sample : AISB-6B/11.5-12,07190-015,S,0.2g Inst : 5970 - In
Misc : WHITMAN/DEXTER_CHE,08/14/03,08/18/03 Multiplr: 1.00
MS Integration Params: LSCINT.P

Quant Method : C:\HPCHEM\1\METHODS\ISO0815.M (RTE Integrator)
Title : VOLATILE ORGANICS BY EPA METHOD 8260B
Library : C:\DATABASE\NIST98.L

****

Peak Number 5 Substituted benzene Concentration Rank 9

R.T.	EstConc	Area	Relative to ISTD	R.T.
19.65	11.65 UG	142726	Chlorobenzene-d5	14.82

Hit# of 5	Tentative ID	MW	MolForm	CAS#	Qual
1	Benzene, 4-ethyl-1,2-dimethyl-	134	C10H14	000934-80-5	90
2	Benzene, 2-ethyl-1,4-dimethyl-	134	C10H14	001758-88-9	90
3	Benzene, 1-ethyl-2,4-dimethyl-	134	C10H14	000874-41-9	90
4	Benzene, 1-ethyl-2,3-dimethyl-	134	C10H14	000933-98-2	90

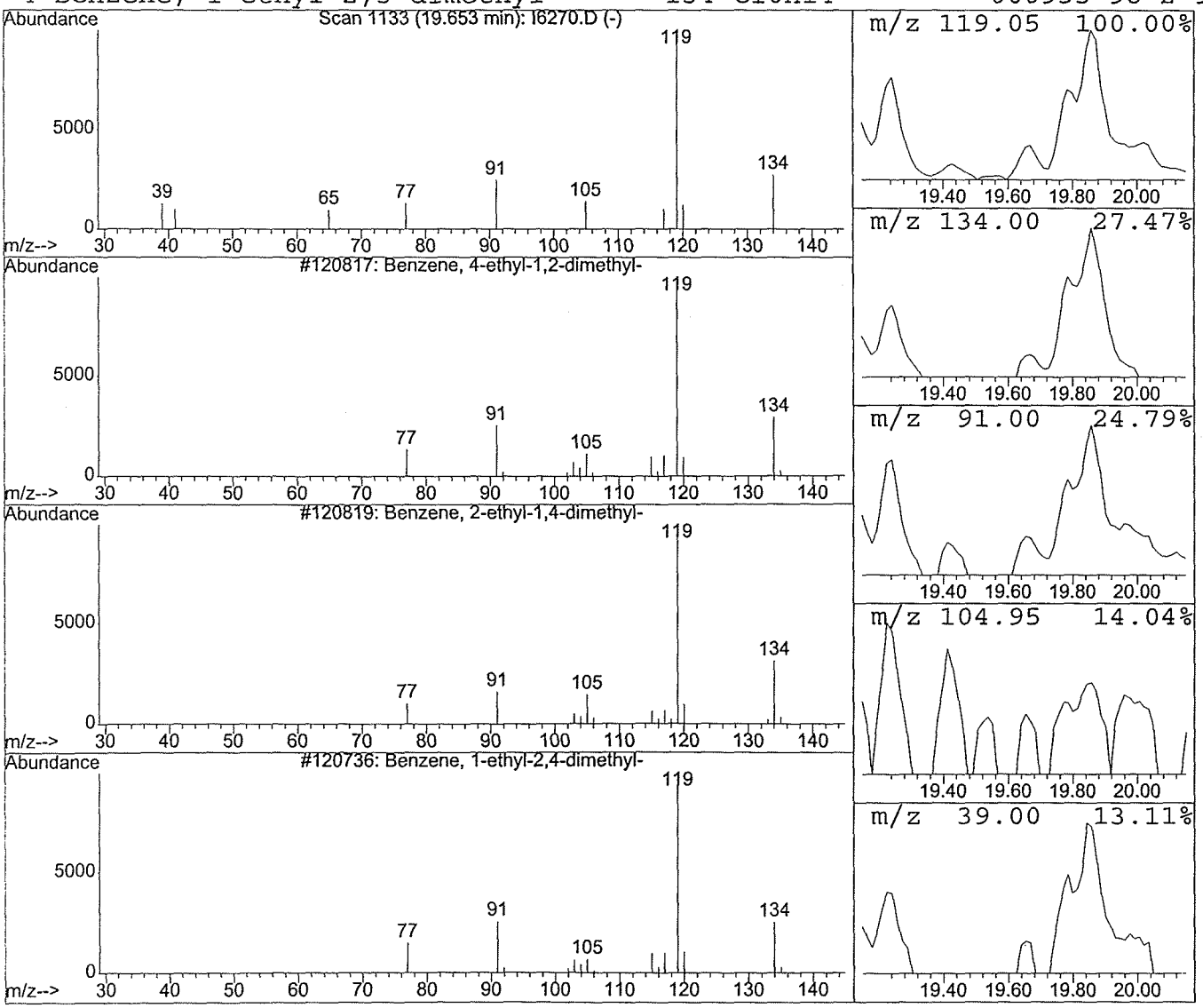

0251

Library Search Compound Report

Data File : C:\HPCHEM\1\DATA\08-25-03\I6270.D Vial: 9
Acq On : 25 Aug 2003 15:24 Operator: DPEI
Sample : AISB-6B/11.5-12,07190-015,S,0.2g Inst : 5970 - In
Misc : WHITMAN/DEXTER_CHE,08/14/03,08/18/03 Multiplr: 1.00
MS Integration Params: LSCINT.P

Quant Method : C:\HPCHEM\1\METHODS\ISO0815.M (RTE Integrator)
Title : VOLATILE ORGANICS BY EPA METHOD 8260B
Library : C:\DATABASE\NIST98.L

****

Peak Number 6 Substituted benzene Concentration Rank 4

R.T.	EstConc	Area	Relative to ISTD	R.T.
19.79	37.42 UG	458408	Chlorobenzene-d5	14.82

Hit# of 5	Tentative ID	MW	MolForm	CAS#	Qual
1	Benzene, 1,2,4,5-tetramethyl-	134	C10H14	000095-93-2	91
2	Benzene, 1-ethyl-2,4-dimethyl-	134	C10H14	000874-41-9	90
3	Benzene, 1,2,3,5-tetramethyl-	134	C10H14	000527-53-7	90
4	Benzene, 4-ethyl-1,2-dimethyl-	134	C10H14	000934-80-5	90

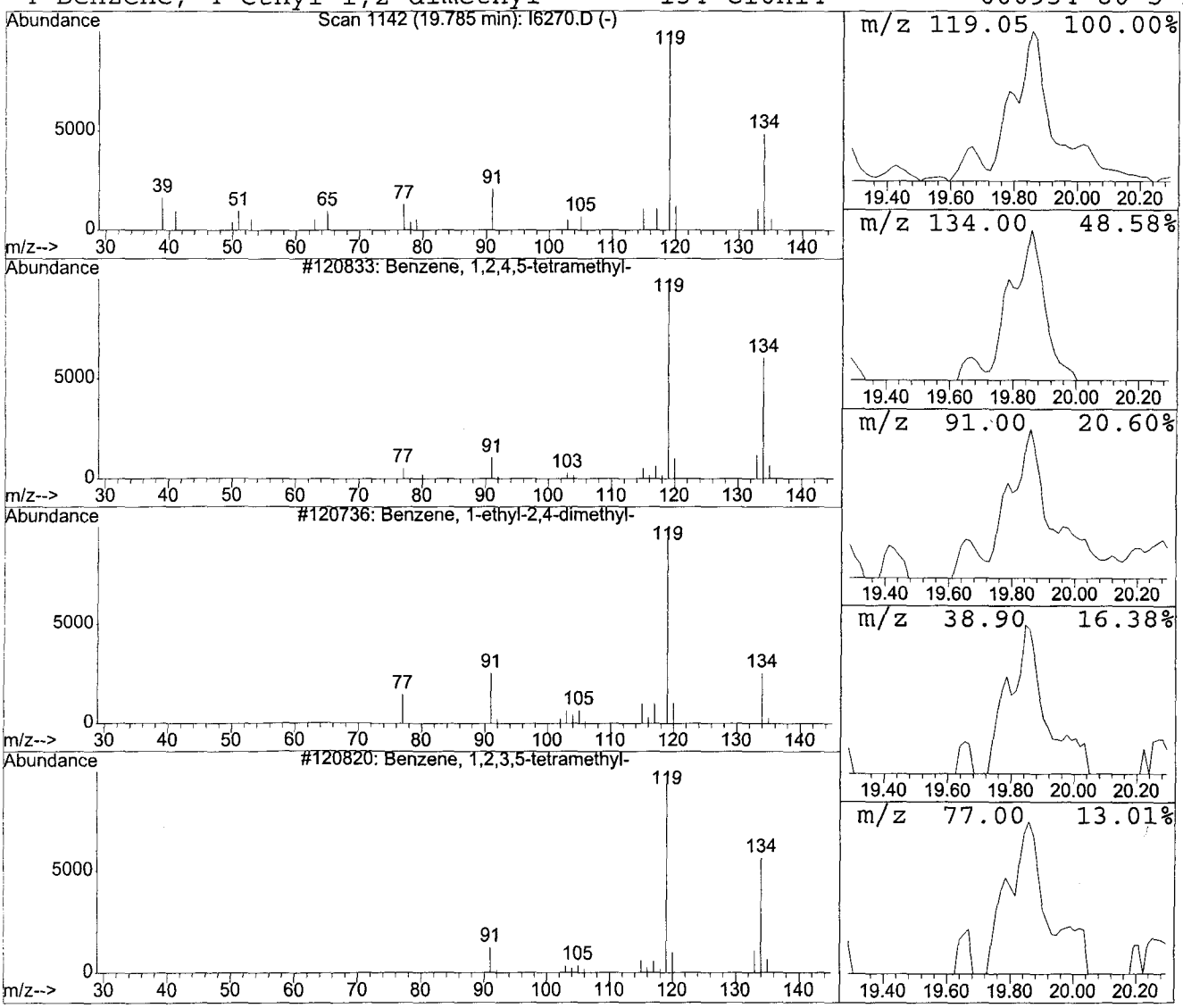

0252

Library Search Compound Report

Data File : C:\HPCHEM\1\DATA\08-25-03\I6270.D Vial: 9
Acq On : 25 Aug 2003 15:24 Operator: DPEI
Sample : AISB-6B/11.5-12,07190-015,S,0.2g Inst : 5970 - In
Misc : WHITMAN/DEXTER_CHE,08/14/03,08/18/03 Multiplr: 1.00
MS Integration Params: LSCINT.P

Quant Method : C:\HPCHEM\1\METHODS\ISO0815.M (RTE Integrator).
Title : VOLATILE ORGANICS BY EPA METHOD 8260B
Library : C:\DATABASE\NIST98.L

****

Peak Number 7 Substituted benzene Concentration Rank 2

R.T.	EstConc	Area	Relative to ISTD	R.T.
19.86	51.58 UG	631734	Chlorobenzene-d5	14.82

Hit# of 5	Tentative ID	MW	MolForm	CAS#	Qual
1	Benzene, 1-ethyl-2,3-dimethyl-	134	C10H14	000933-98-2	94
2	Benzene, 2-ethyl-1,4-dimethyl-	134	C10H14	001758-88-9	91
3	Benzene, 1-ethyl-3,5-dimethyl-	134	C10H14	000934-74-7	91
4	Benzene, 1,2,4,5-tetramethyl-	134	C10H14	000095-93-2	91

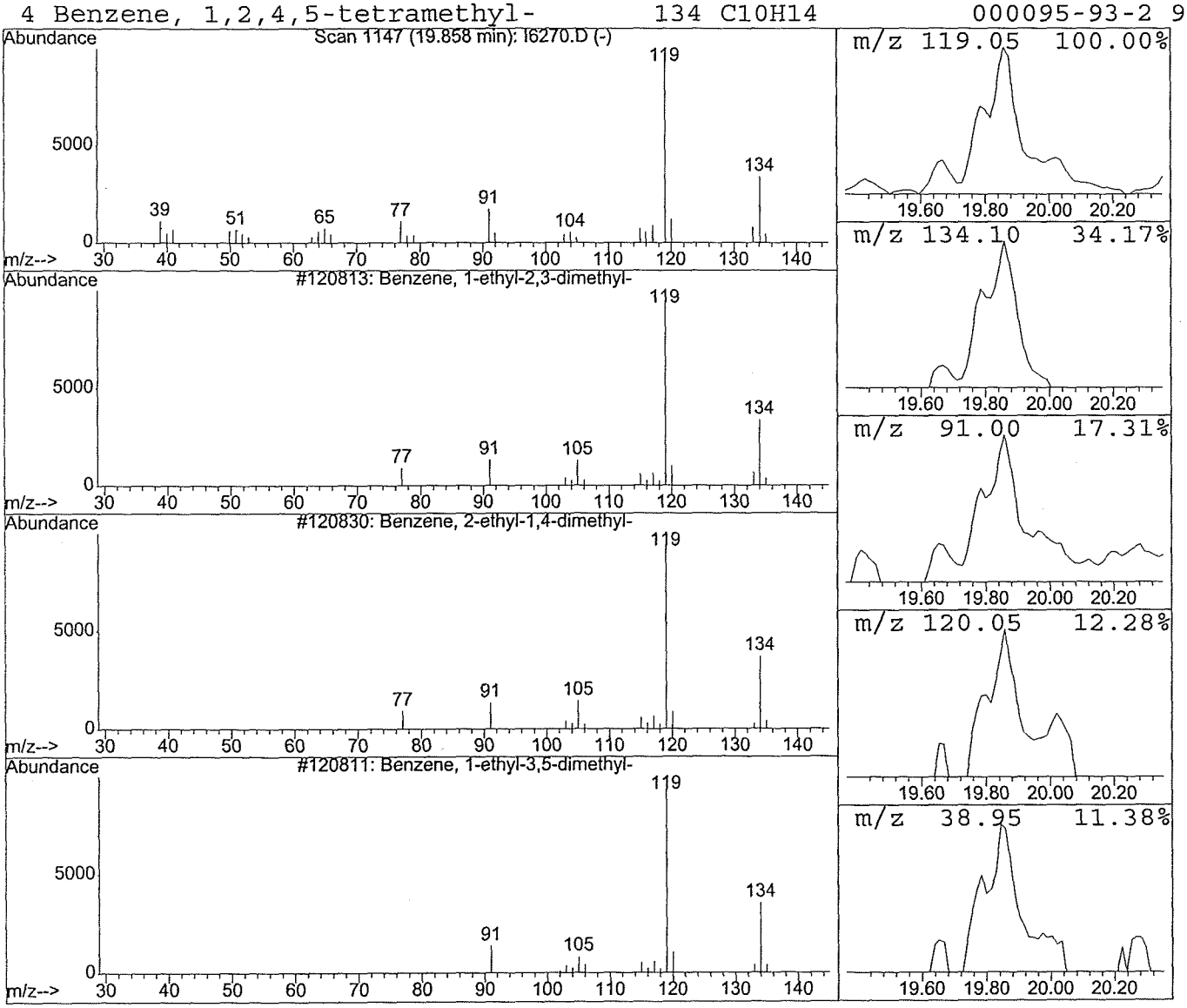

0253

Library Search Compound Report

Data File : C:\HPCHEM\1\DATA\08-25-03\I6270.D Vial: 9
Acq On : 25 Aug 2003 15:24 Operator: DPEI
Sample : AISB-6B/11.5-12,07190-015,S,0.2g Inst : 5970 - In
Misc : WHITMAN/DEXTER_CHE,08/14/03,08/18/03 Multiplr: 1.00
MS Integration Params: LSCINT.P

Quant Method : C:\HPCHEM\1\METHODS\ISO0815.M (RTE Integrator)
Title : VOLATILE ORGANICS BY EPA METHOD 8260B
Library : C:\DATABASE\NIST98.L

****

Peak Number 8 Substituted benzene Concentration Rank 1

R.T.	EstConc	Area	Relative to ISTD	R.T.
20.49	58.31 UG	714245	Chlorobenzene-d5	14.82

Hit# of 5	Tentative ID	MW	MolForm	CAS#	Qual
1	Benzene, 1,2,3,5-tetramethyl-	134	C10H14	000527-53-7	50
2	Benzene, 1,2,3,5-tetramethyl-	134	C10H14	000527-53-7	47
3	Benzene, 1,3-diethyl-	134	C10H14	000141-93-5	47
4	Benzene, 1,2,3,4-tetramethyl-	134	C10H14	000488-23-3	47

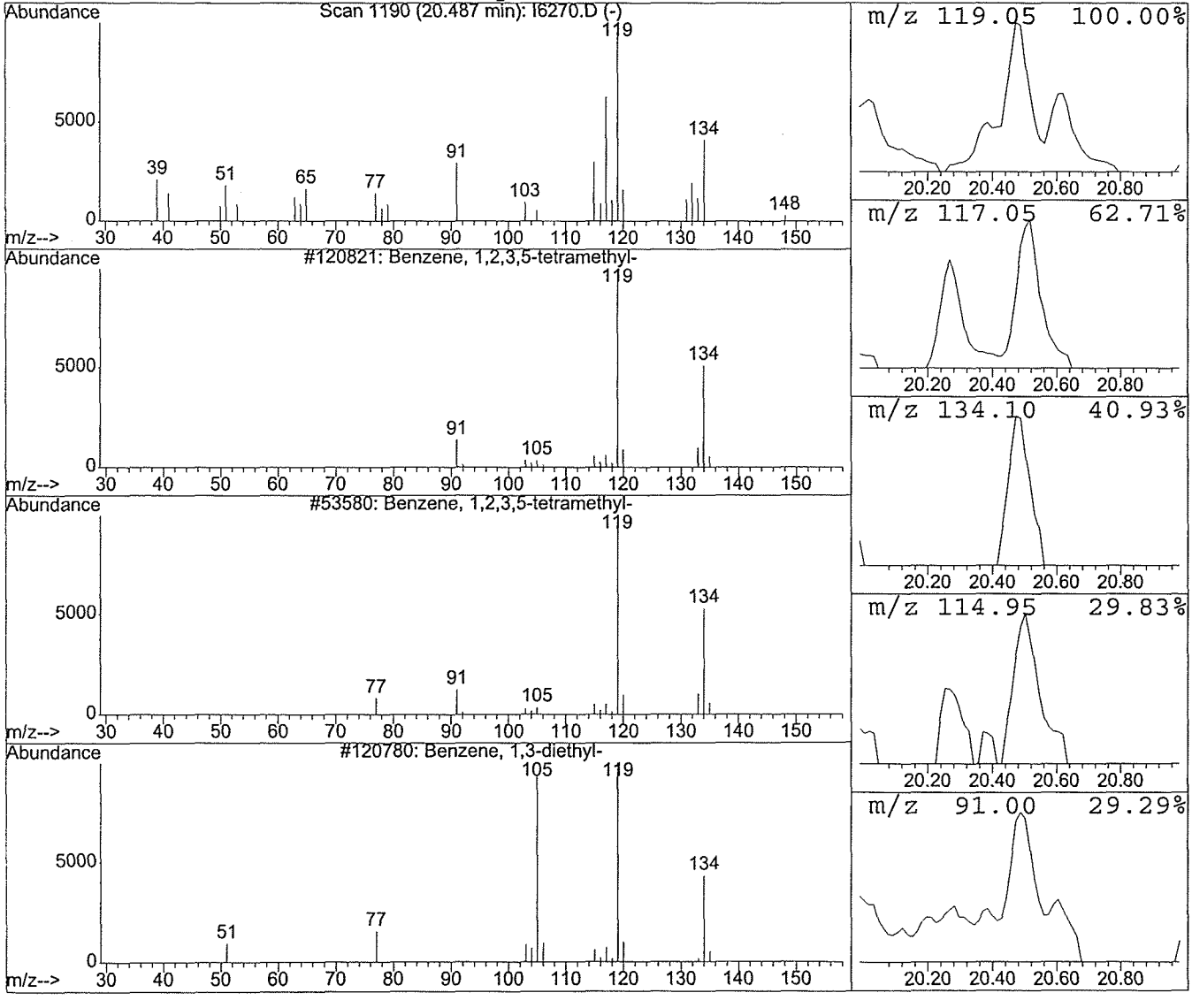

0254

Library Search Compound Report

Data File : C:\HPCHEM\1\DATA\08-25-03\I6270.D Vial: 9
Acq On : 25 Aug 2003 15:24 Operator: DPEI
Sample : AISB-6B/11.5-12,07190-015,S,0.2g Inst : 5970 - In
Misc : WHITMAN/DEXTER_CHE,08/14/03,08/18/03 Multiplr: 1.00
MS Integration Params: LSCINT.P

Quant Method : C:\HPCHEM\1\METHODS\ISO0815.M (RTE Integrator)
Title : VOLATILE ORGANICS BY EPA METHOD 8260B
Library : C:\DATABASE\NIST98.L

****

Peak Number 9 Substituted benzene Concentration Rank 7

R.T.	EstConc	Area	Relative to ISTD	R.T.
20.60	15.16 UG	185732	Chlorobenzene-d5	14.82

Hit# of 5	Tentative ID	MW	MolForm	CAS#	Qual
1	Benzene, 1-methyl-4-(1-methylpropyl	148	C11H16	001595-16-0	9
2	Isobutyrophenone	148	C10H12O	002040-14-4	7
3	2-Propenal, 3-(2-pyridinylamino)-	148	C8H8N2O	1000221-37-3	5
4	3-Pyridinecarbonitrile, 1,4-dihydro	120	C7H8N2	019424-15-8	5

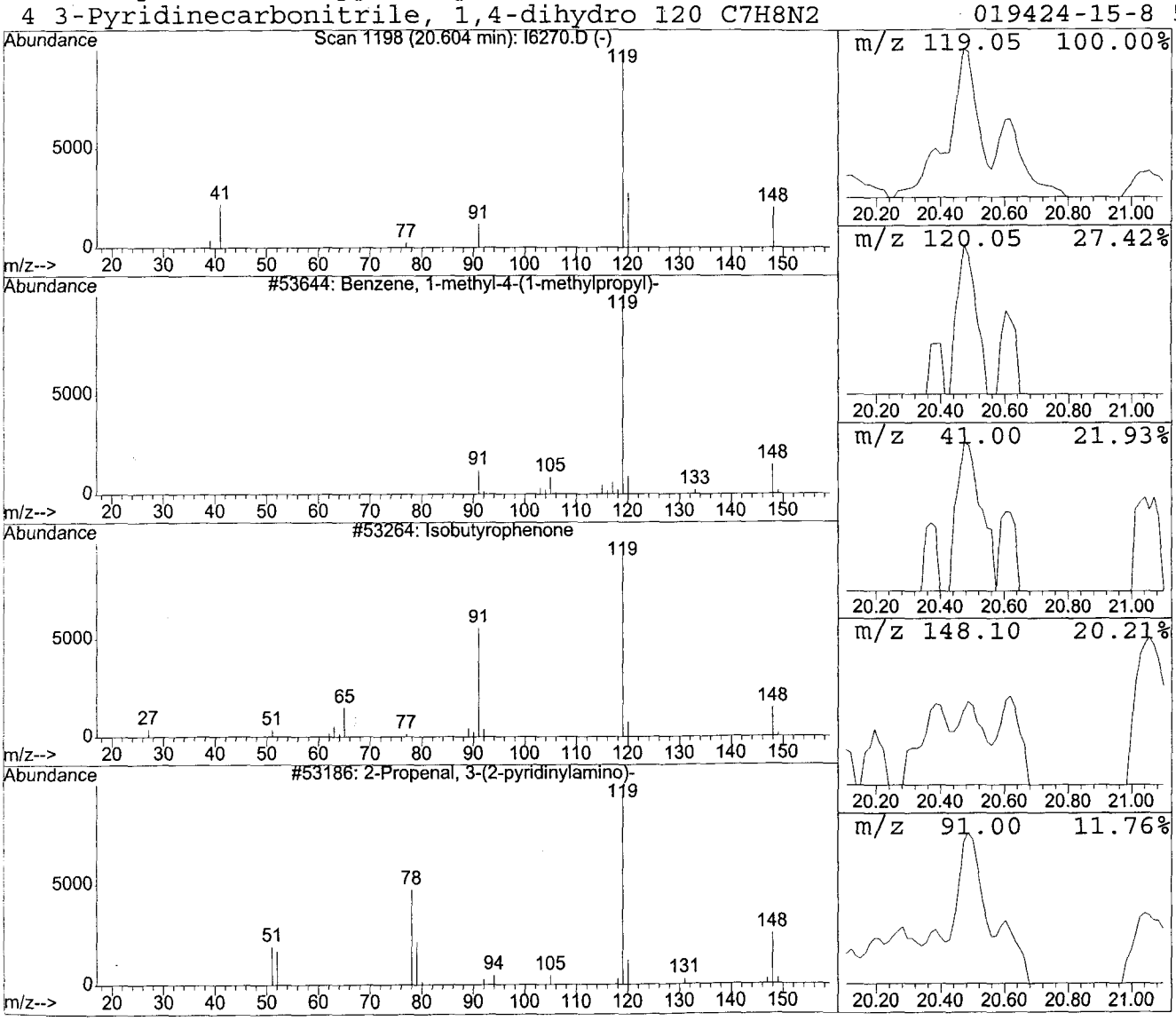

0255

Library Search Compound Report

Data File : C:\HPCHEM\1\DATA\08-25-03\I6270.D Vial: 9
Acq On : 25 Aug 2003 15:24 Operator: DPEI
Sample : AISB-6B/11.5-12,07190-015,S,0.2g Inst : 5970 - In
Misc : WHITMAN/DEXTER_CHE,08/14/03,08/18/03 Multiplr: 1.00
MS Integration Params: LSCINT.P

Quant Method : C:\HPCHEM\1\METHODS\ISO0815.M (RTE Integrator)
Title : VOLATILE ORGANICS BY EPA METHOD 8260B
Library : C:\DATABASE\NIST98.L

****

Peak Number 10 Substituted benzene Concentration Rank 10

R.T.	EstConc	Area	Relative to ISTD	R.T.
21.25	10.51 UG	128766	Chlorobenzene-d5	14.82

Hit# of 5	Tentative ID	MW	MolForm	CAS#	Qual
1	Benzene, 1-ethyl-4-(1-methylethyl)-	148	C11H16	004218-48-8	59
2	4-tert-Butyltoluene	148	C11H16	000098-51-1	9
3	Benzene, 2,4-dimethyl-1-(1-methylet	148	C11H16	004706-89-2	9
4	Benzene, (1,1-dimethylethyl)methyl-	148	C11H16	027138-21-2	9

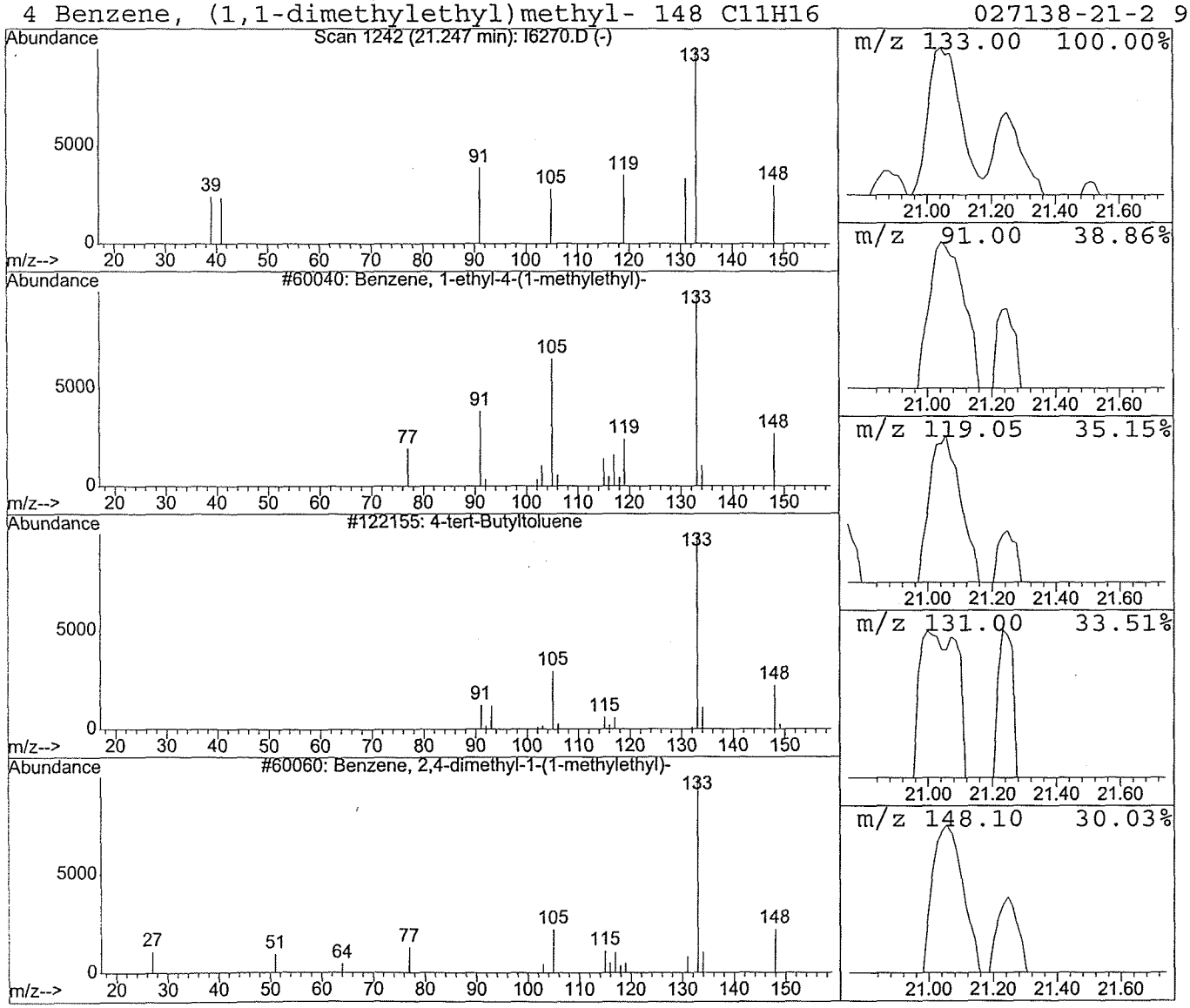

0256

Quantitation Report (QT Reviewed)

Data File : C:\HPCHEM\1\DATA\08-23-03\I6252.D Vial: 15
Acq On : 23 Aug 2003 16:50 Operator: DPEI
Sample : AISB-7A/7.5-8,07190-016,S,0.05g Inst : 5970 - In
Misc : WHITMAN/DEXTER_CHE,08/14/03,08/18/03 Multiplr: 1.00
MS Integration Params: rteint.p
Quant Time: Aug 25 9:23 2003 Quant Results File: IME0818.RES

Quant Method : C:\HPCHEM\1\METHODS\IME0818.M (RTE Integrator)
Title : VOLATILE ORGANICS BY EPA METHOD 8260B
Last Update : Mon Aug 18 14:16:59 2003
Response via : Initial Calibration
DataAcq Meth : VOAI

Internal Standards	R.T.	QIon	Response	Conc	Units	Dev(Min)
1) Pentafluorobenzene	9.12	168	328269m	50.00	UG	-0.26
31) 1,4-Difluorobenzene	10.09	114	317140m	50.00	UG	-0.37
50) Chlorobenzene-d5	14.59	117	297576	50.00	UG	-0.20
System Monitoring Compounds						
30) 1,2-Dichloroethane-d4	9.50	65	157066m	54.88	UG	-0.31
Spiked Amount 50.000	Range 36 - 115		Recovery = 109.76%			
41) Toluene-d8	12.30	98	322360m	55.87	UG	-0.35
Spiked Amount 50.000	Range 35 - 117		Recovery = 111.74%			
59) Bromofluorobenzene	16.47	95	217105	50.10	UG	-0.11
Spiked Amount 50.000	Range 47 - 115		Recovery = 100.20%			
Target Compounds						Qvalue
72) 1,4-Dichlorobenzene	18.25	146	11105	3.02	UG	# 80
76) 1,2,4-Trichlorobenzene	21.09	180	25385	16.17	UG	98

(#) = qualifier out of range (m) = manual integration

Quantitation Report

Data File : C:\HPCHEM\1\DATA\08-23-03\I6252.D Vial: 15
Acq On : 23 Aug 2003 16:50 Operator: DPEI
Sample : AISB-7A/7.5-8,07190-016,S,0.05g Inst : 5970 - In
Misc : WHITMAN/DEXTER_CHE,08/14/03,08/18/03 Multiplr: 1.00
MS Integration Params: rteint.p
Quant Time: Aug 25 9:23 2003 Quant Results File: IME0818.RES

Method : C:\HPCHEM\1\METHODS\IME0818.M (RTE Integrator)
Title : VOLATILE ORGANICS BY EPA METHOD 8260B
Last Update : Mon Aug 18 14:16:59 2003
Response via : Initial Calibration

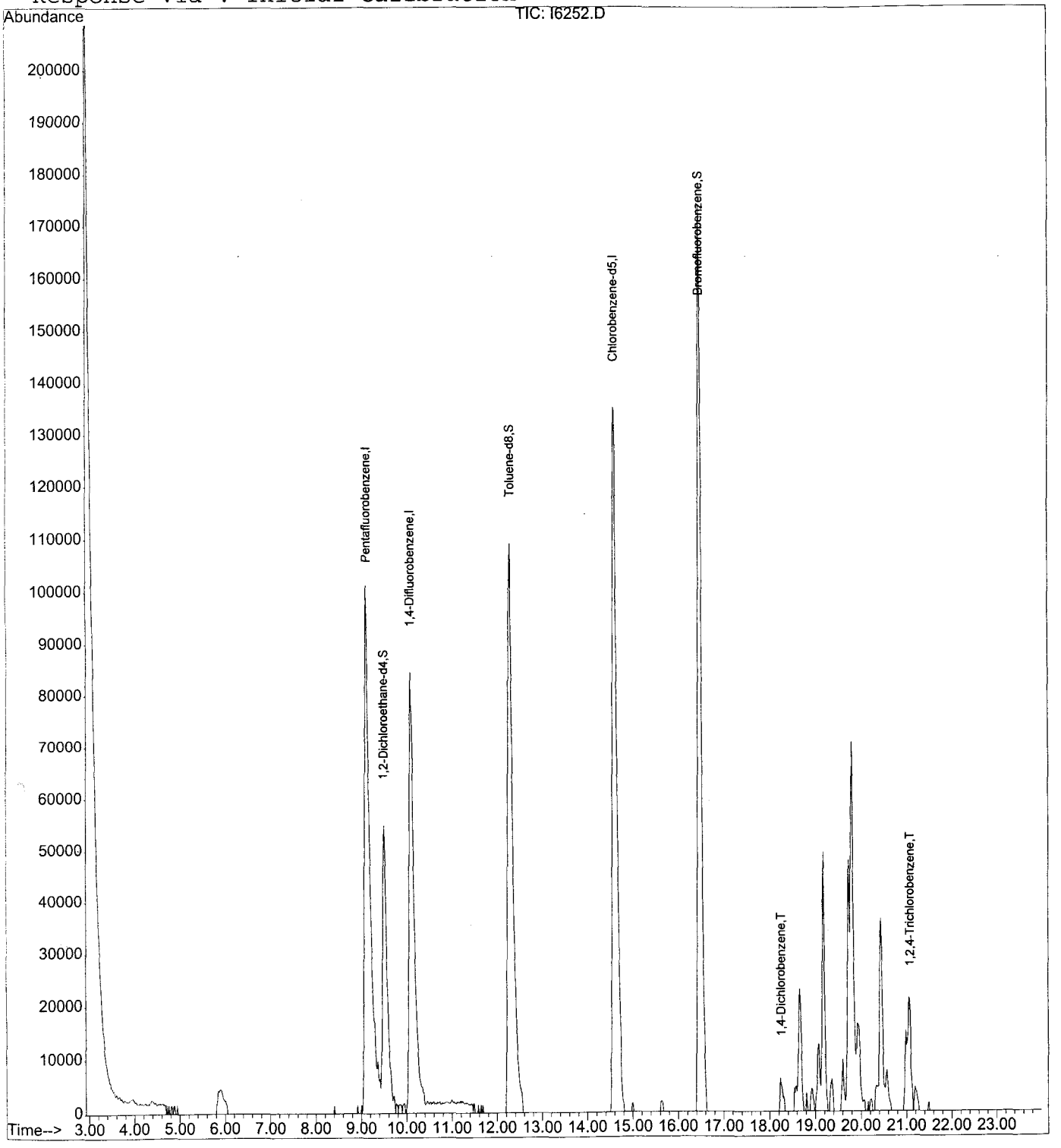

0258

LSC Area Percent Report

Data File : C:\HPCHEM\1\DATA\08-23-03\I6252.D Vial: 15
Acq On : 23 Aug 2003 16:50 Operator: DPEI
Sample : AISB-7A/7.5-8,07190-016,S,0.05g Inst : 5970 - In
Misc : WHITMAN/DEXTER_CHE,08/14/03,08/18/03 Multiplr: 1.00
MS Integration Params: LSCINT.P

Method : C:\HPCHEM\1\METHODS\IME0818.M (RTE Integrator)
Title : VOLATILE ORGANICS BY EPA METHOD 8260B
Smoothing : OFF Filtering: 9
Sampling : 1 Min Area: 3 % of largest Peak
Start Thrs: 0.5 Max Peaks: 100
Stop Thrs : 0.5 Peak Location: TOP

If leading or trailing edge < 50 prefer < Baseline drop else tangent >
Peak separation: 5

Signal : TIC

peak #	R.T. min	first scan	max scan	last scan	PK TY	peak height	corr. area	corr. % max.	% of total
1	5.848	198	201	202	rBV	4334	11481	1.22%	0.197%
2	9.108	418	424	440	rBV	101360	793583	84.10%	13.621%
3	9.371	440	442	444	rVV2	8517	22729	2.41%	0.390%
4	9.502	446	451	464	rVB	53152	337675	35.78%	5.796%
5	10.087	484	491	508	rBV	84592	634101	67.20%	10.884%
6	12.297	635	642	661	rBB2	109247	848584	89.92%	14.565%
7	14.594	793	799	814	rBB	135202	910482	96.48%	15.628%
8	16.465	922	927	938	rBB2	174063	943664	100.00%	16.197%
9	18.234	1046	1048	1052	rBV	6322	21628	2.29%	0.371%
10	18.585	1070	1072	1073	rVV	4774	11583	1.23%	0.199%
11	18.659	1073	1077	1083	rVB2	22972	95751	10.15%	1.643%
12	18.922	1092	1095	1099	rBB	4261	16214	1.72%	0.278%
13	19.068	1100	1105	1108	rBV	12709	51168	5.42%	0.878%
14	19.171	1108	1112	1119	rVB	49447	177659	18.83%	3.049%
15	19.361	1120	1125	1128	rBB2	6121	21781	2.31%	0.374%
16	19.610	1138	1142	1145	rBV	9765	30740	3.26%	0.528%
17	19.727	1145	1150	1152	rVV	47842	163374	17.31%	2.804%
18	19.800	1152	1155	1160	rVV	70810	292715	31.02%	5.024%
19	19.917	1161	1163	1171	rVV4	16530	86486	9.16%	1.484%
20	20.341	1189	1192	1194	rBV	4795	19376	2.05%	0.333%
21	20.443	1194	1199	1205	rVV4	36462	163331	17.31%	2.803%
22	20.575	1205	1208	1214	rVB	7684	30048	3.18%	0.516%
23	20.984	1232	1236	1237	rBV	15079	38934	4.13%	0.668%
24	21.057	1239	1241	1247	rVB	21297	82757	8.77%	1.420%
25	21.189	1247	1250	1256	rBB	4588	20220	2.14%	0.347%

Sum of corrected areas: 5826064

I6252.D IME0818.M Mon Aug 25 09:24:05 2003 MSD_I

LSC Report - Integrated Chromatogram

File : C:\HPCHEM\1\DATA\08-23-03\I6252.D
Operator : DPEI
Acquired : 23 Aug 2003 16:50 using AcqMethod VOAI
Instrument : 5970 - In
Sample Name: AISB-7A/7.5-8,07190-016,S,0.05g
Misc Info : WHITMAN/DEXTER_CHE,08/14/03,08/18/03
Vial Number: 15
Quant File :IME0818.RES (RTE Integrator)

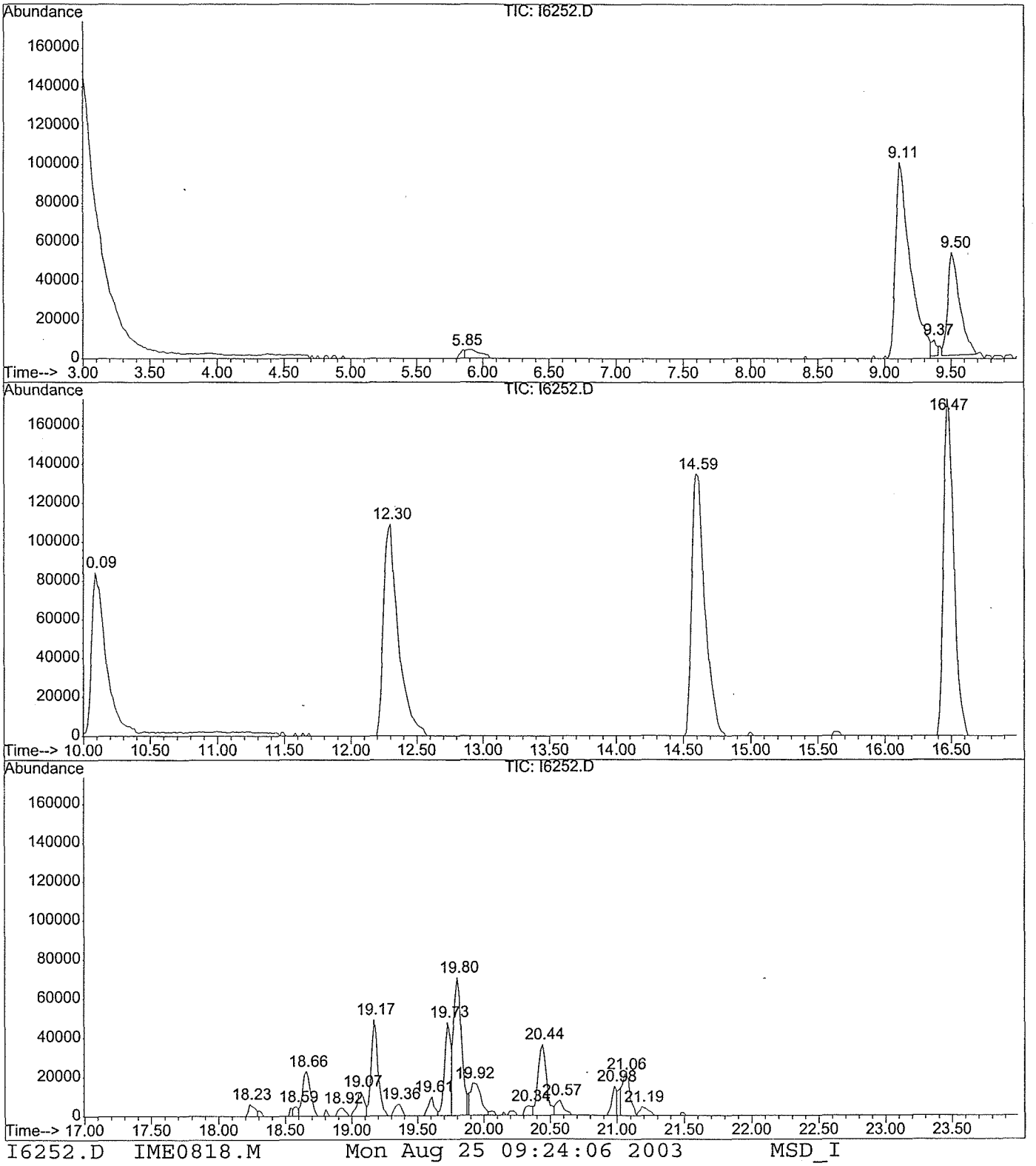

I6252.D IME0818.M Mon Aug 25 09:24:06 2003 MSD_I

Library Search Compound Report

Data File : C:\HPCHEM\1\DATA\08-23-03\I6252.D Vial: 15
Acq On : 23 Aug 2003 16:50 Operator: DPEI
Sample : AISB-7A/7.5-8,07190-016,S,0.05g Inst : 5970 - In
Misc : WHITMAN/DEXTER_CHE,08/14/03,08/18/03 Multiplr: 1.00
MS Integration Params: LSCINT.P

Quant Method : C:\HPCHEM\1\METHODS\IME0818.M (RTE Integrator)
Title : VOLATILE ORGANICS BY EPA METHOD 8260B
Library : C:\DATABASE\NIST98.L

****

Peak Number 1 Substituted benzene Concentration Rank 5

R.T.	EstConc	Area	Relative to ISTD	R.T.
18.66	5.26 UG	95751	Chlorobenzene-d5	14.59

Hit# of 5	Tentative ID	MW	MolForm	CAS#	Qual
1	Benzene, 4-ethyl-1,2-dimethyl-	134	C10H14	000934-80-5	83
2	Benzene, 1-ethyl-2,4-dimethyl-	134	C10H14	000874-41-9	83
3	Lyratyl acetate	194	C12H18O2	079549-21-6	43
4	Benzene, 1,3-diethyl-	134	C10H14	000141-93-5	43

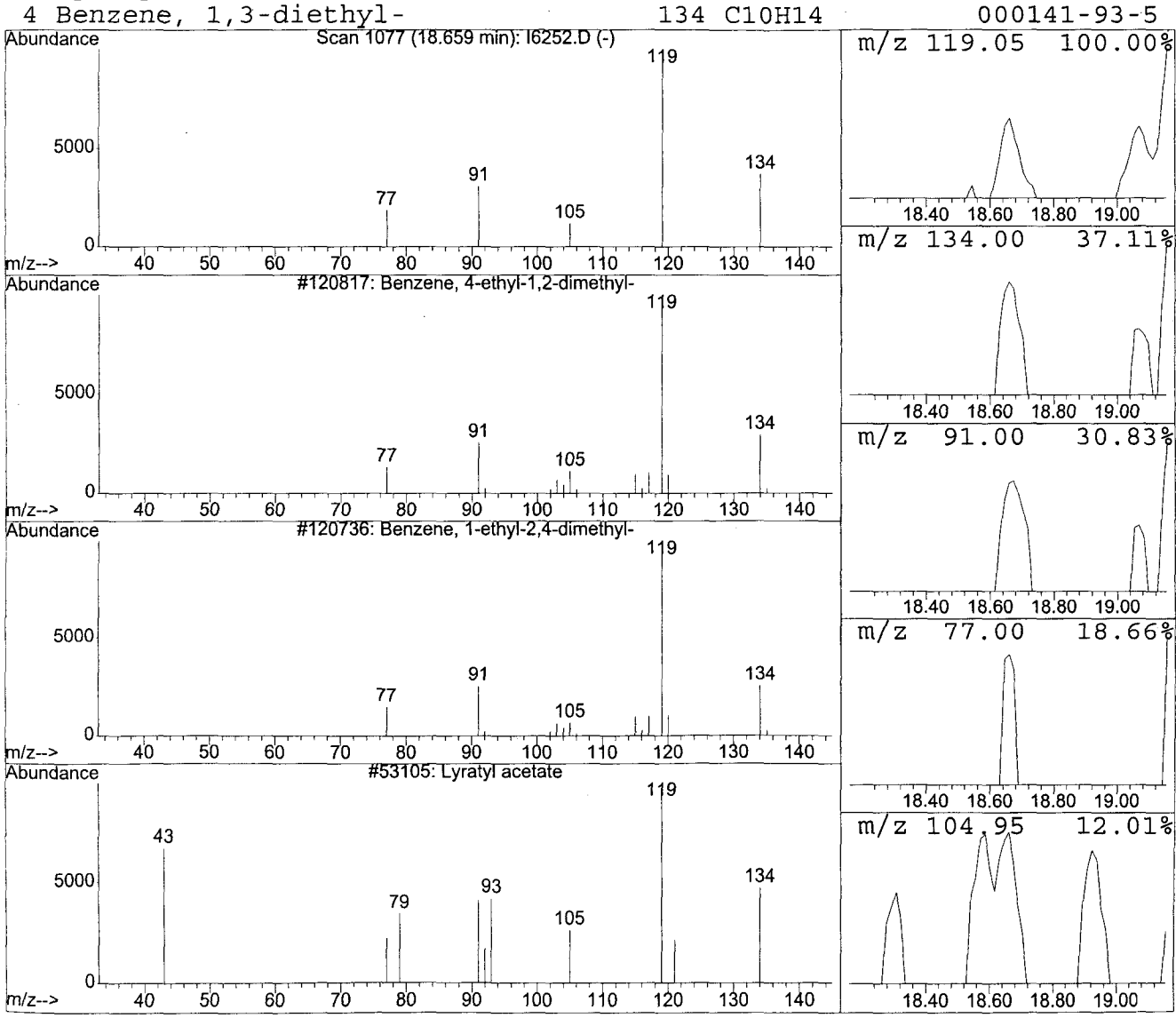

0261

Library Search Compound Report

Data File : C:\HPCHEM\1\DATA\08-23-03\I6252.D Vial: 15
Acq On : 23 Aug 2003 16:50 Operator: DPEI
Sample : AISB-7A/7.5-8,07190-016,S,0.05g Inst : 5970 - In
Misc : WHITMAN/DEXTER_CHE,08/14/03,08/18/03 Multiplr: 1.00
MS Integration Params: LSCINT.P

Quant Method : C:\HPCHEM\1\METHODS\IME0818.M (RTE Integrator)
Title : VOLATILE ORGANICS BY EPA METHOD 8260B
Library : C:\DATABASE\NIST98.L

****

Peak Number 2 Substituted benzene Concentration Rank 2

R.T.	EstConc	Area	Relative to ISTD	R.T.
19.17	9.76 UG	177659	Chlorobenzene-d5	14.59

Hit# of 5	Tentative ID	MW	MolForm	CAS#	Qual
1	Benzene, 4-ethyl-1,2-dimethyl-	134	C10H14	000934-80-5	87
2	Benzene, 1-ethyl-2,3-dimethyl-	134	C10H14	000933-98-2	87
3	Benzene, 1-ethyl-2,4-dimethyl-	134	C10H14	000874-41-9	87
4	Benzene, 2-ethyl-1,3-dimethyl-	134	C10H14	002870-04-4	86

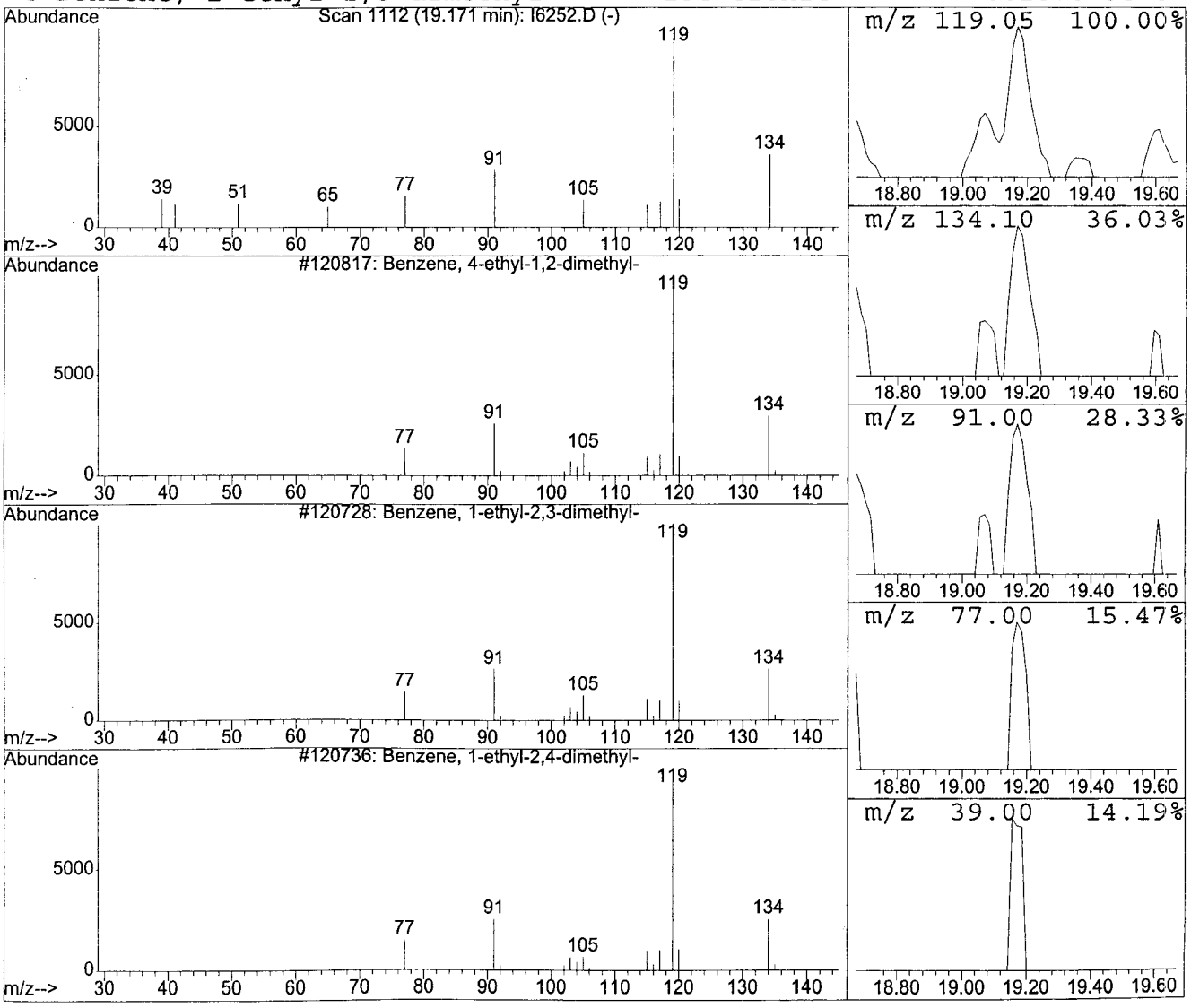

0262

Library Search Compound Report

Data File : C:\HPCHEM\1\DATA\08-23-03\I6252.D Vial: 15
Acq On : 23 Aug 2003 16:50 Operator: DPEI
Sample : AISB-7A/7.5-8,07190-016,S,0.05g Inst : 5970 - In
Misc : WHITMAN/DEXTER_CHE,08/14/03,08/18/03 Multiplr: 1.00
MS Integration Params: LSCINT.P

Quant Method : C:\HPCHEM\1\METHODS\IME0818.M (RTE Integrator)
Title : VOLATILE ORGANICS BY EPA METHOD 8260B
Library : C:\DATABASE\NIST98.L

****

Peak Number 3 Substituted benzene Concentration Rank 3

R.T.	EstConc	Area	Relative to ISTD	R.T.
19.73	8.97 UG	163374	Chlorobenzene-d5	14.59

Hit# of 5	Tentative ID	MW	MolForm	CAS#	Qual
1	Benzene, 2-ethyl-1,3-dimethyl-	134	C10H14	002870-04-4	90
2	Benzene, 1-ethyl-2,3-dimethyl-	134	C10H14	000933-98-2	90
3	Benzene, 1-ethyl-2,3-dimethyl-	134	C10H14	000933-98-2	90
4	Benzene, 2-ethyl-1,4-dimethyl-	134	C10H14	001758-88-9	90

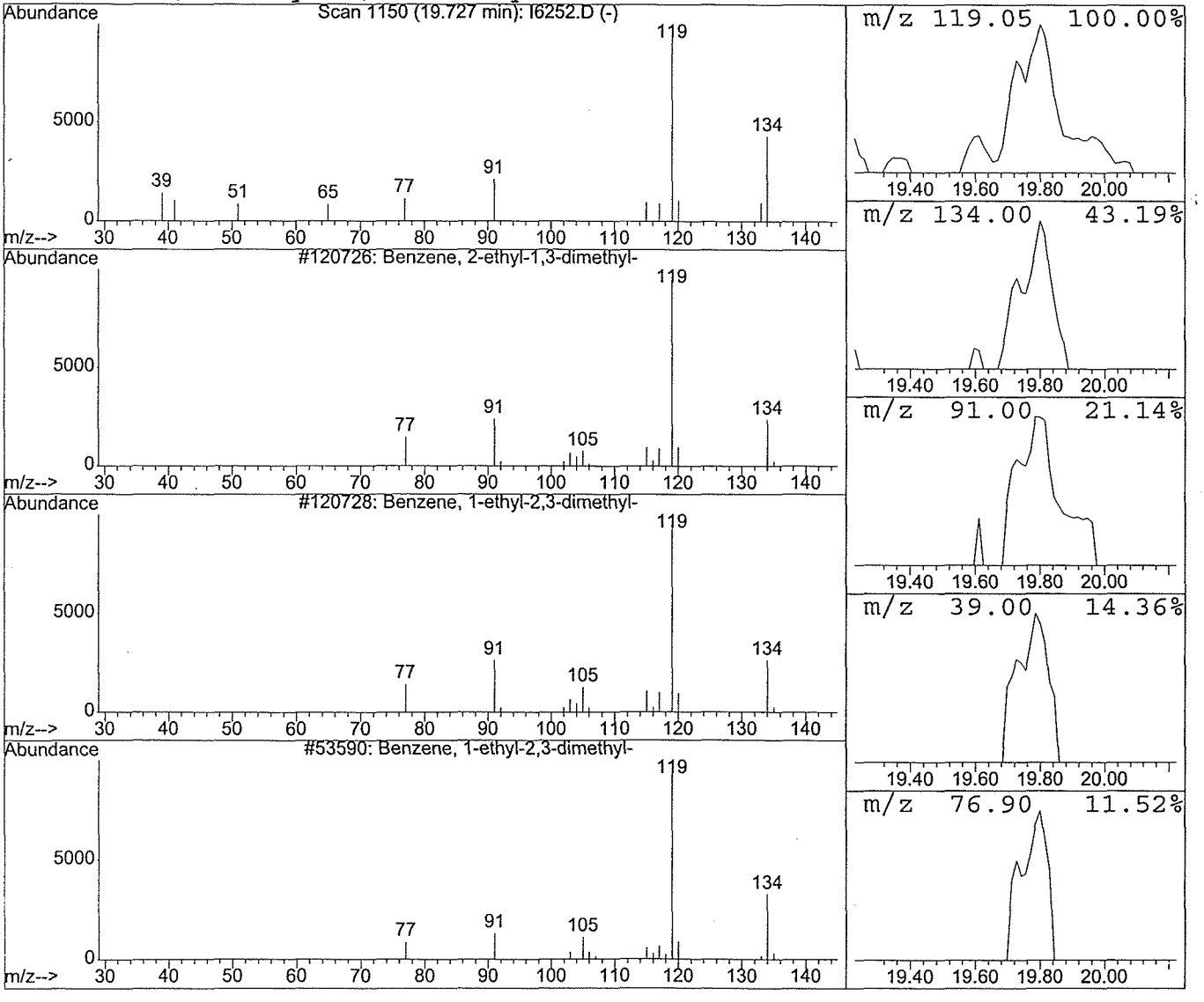

0263

Library Search Compound Report

Data File : C:\HPCHEM\1\DATA\08-23-03\I6252.D Vial: 15
Acq On : 23 Aug 2003 16:50 Operator: DPEI
Sample : AISB-7A/7.5-8,07190-016,S,0.05g Inst : 5970 - In
Misc : WHITMAN/DEXTER_CHE,08/14/03,08/18/03 Multiplr: 1.00
MS Integration Params: LSCINT.P

Quant Method : C:\HPCHEM\1\METHODS\IME0818.M (RTE Integrator)
Title : VOLATILE ORGANICS BY EPA METHOD 8260B
Library : C:\DATABASE\NIST98.L

****

Peak Number 4 Substituted benzene Concentration Rank 1

R.T.	EstConc	Area	Relative to ISTD	R.T.
19.80	16.07 UG	292715	Chlorobenzene-d5	14.59

Hit# of 5	Tentative ID	MW	MolForm	CAS#	Qual
1	Benzene, 1,2,4,5-tetramethyl-	134	C10H14	000095-93-2	52
2	Benzene, 1,3-diethyl-	134	C10H14	000141-93-5	52
3	5H-5-Methyl-6,7-dihydrocyclopentapy	134	C8H10N2	023747-48-0	52
4	1-Methyl-1-silabenzocyclobutene	134	C8H10Si	1000214-95-5	52

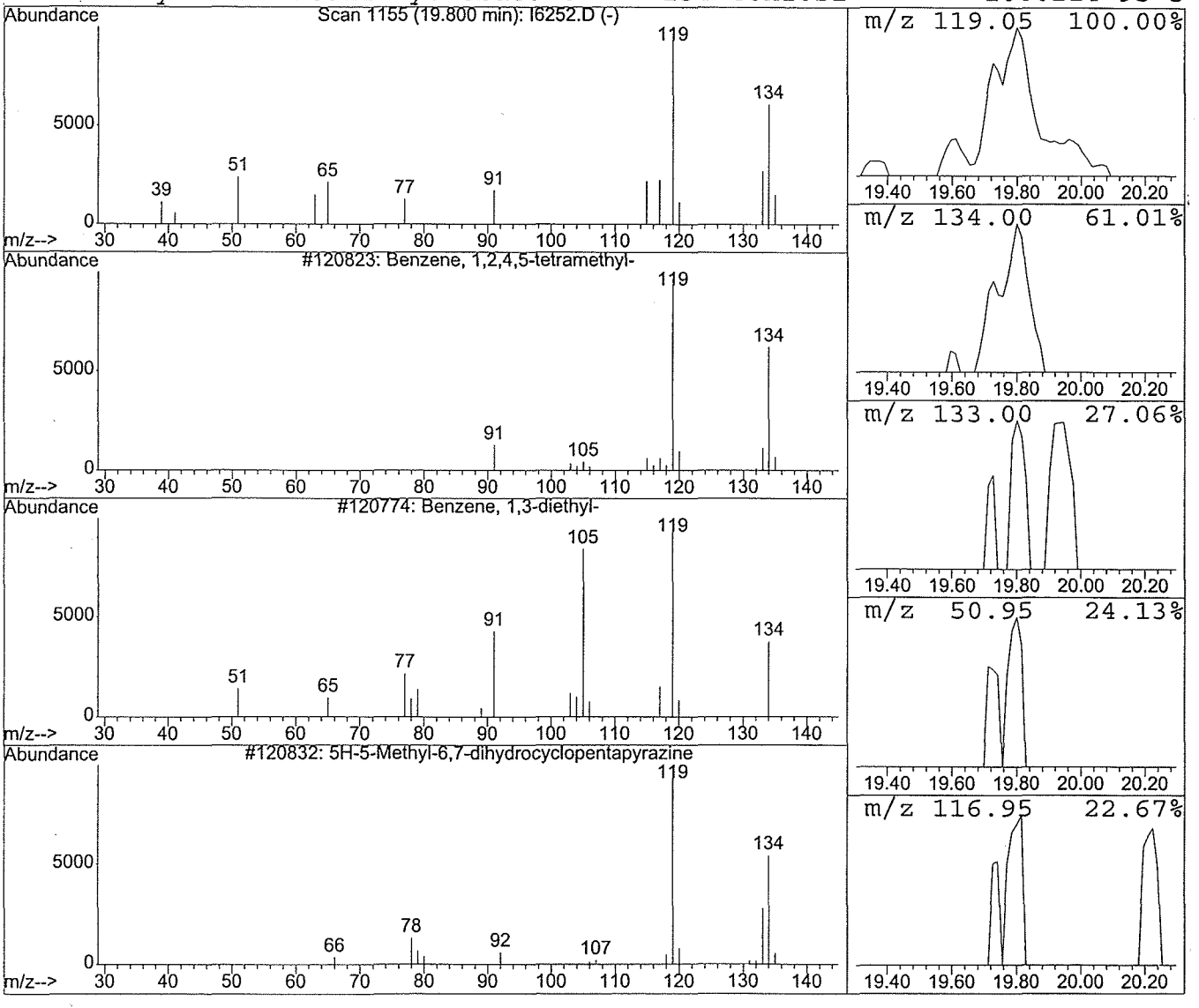

0264

Library Search Compound Report

Data File : C:\HPCHEM\1\DATA\08-23-03\I6252.D Vial: 15
Acq On : 23 Aug 2003 16:50 Operator: DPEI
Sample : AISB-7A/7.5-8,07190-016,S,0.05g Inst : 5970 - In
Misc : WHITMAN/DEXTER_CHE,08/14/03,08/18/03 Multiplr: 1.00
MS Integration Params: LSCINT.P

Quant Method : C:\HPCHEM\1\METHODS\IME0818.M (RTE Integrator)
Title : VOLATILE ORGANICS BY EPA METHOD 8260B
Library : C:\DATABASE\NIST98.L

****

Peak Number 5 Substituted benzene Concentration Rank 4

R.T.	EstConc	Area	Relative to ISTD	R.T.
20.44	8.97 UG	163331	Chlorobenzene-d5	14.59

Hit# of 5	Tentative ID	MW	MolForm	CAS#	Qual
1	Benzene, 1,3-diethyl-	134	C10H14	000141-93-5	32
2	Lyratyl acetate	194	C12H18O2	079549-21-6	17
3	Benzene, 1-butenyl-, (E)-	132	C10H12	001005-64-7	9
4	Benzene, 1-methyl-2-(2-propenyl)-	132	C10H12	001587-04-8	9

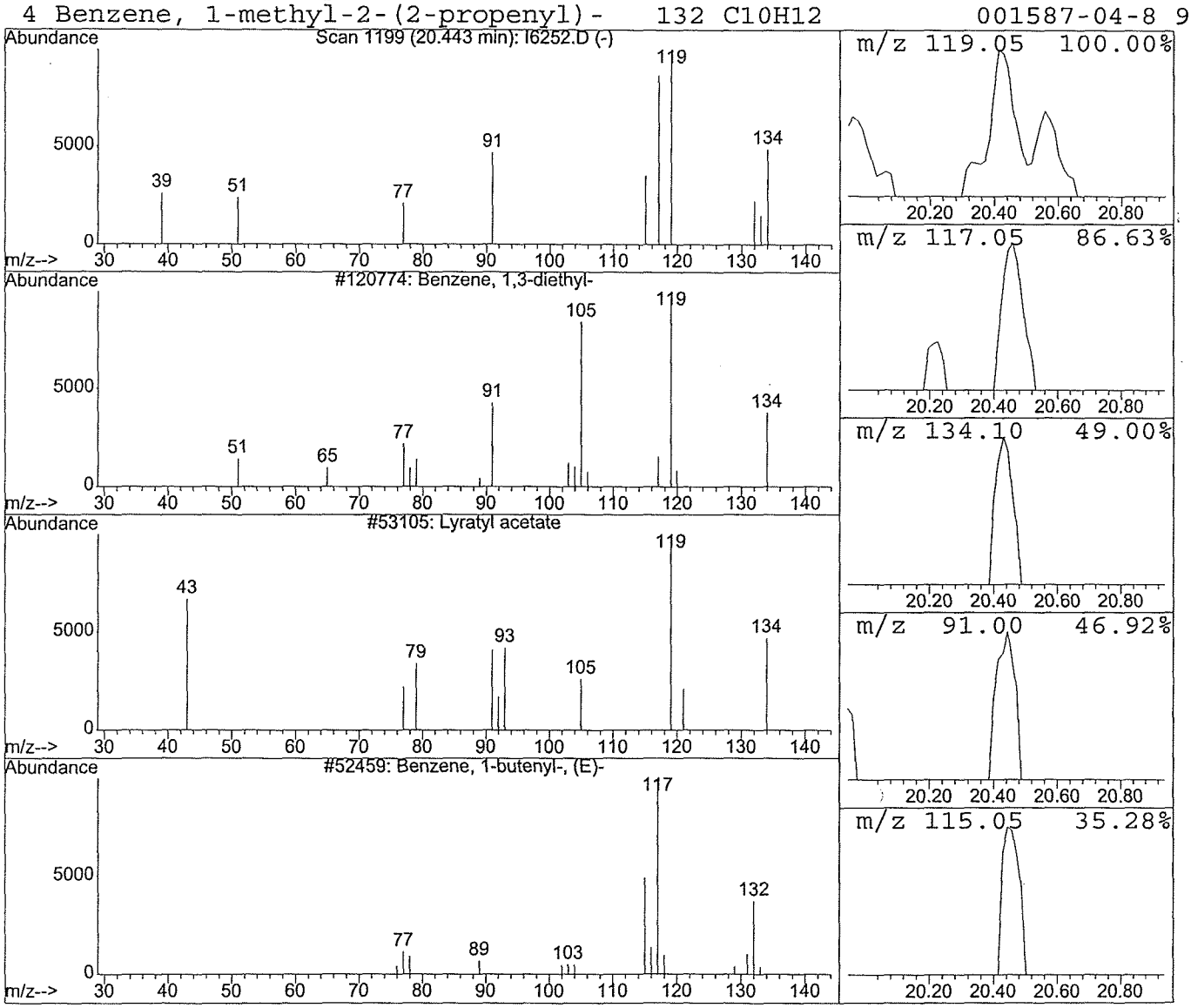

0265

Quantitation Report

Data File : C:\HPCHEM\1\DATA\08-25-03\I6266.D Vial: 6
Acq On : 25 Aug 2003 13:19 Operator: DPEI
Sample : AISB-7B/11.5-12,07190-017,S,5g Inst : 5970 - In
Misc : WHITMAN/DEXTER_CHE,08/14/03,08/18/03 Multiplr: 1.00
MS Integration Params: rteint.p
Quant Time: Aug 25 13:54 2003 Quant Results File: ISO0815.RES

Method : C:\HPCHEM\1\METHODS\ISO0815.M (RTE Integrator)
Title : VOLATILE ORGANICS BY EPA METHOD 8260B
Last Update : Sat Aug 16 08:14:07 2003
Response via : Initial Calibration



0267

Quantitation Report

Data File : C:\HPCHEM\1\DATA\08-25-03\I6266.D Vial: 6
Acq On : 25 Aug 2003 13:19 Operator: DPEI
Sample : AISB-7B/11.5-12,07190-017,S,5g Inst : 5970 - In
Misc : WHITMAN/DEXTER_CHE,08/14/03,08/18/03 Multiplr: 1.00
MS Integration Params: rteint.p
Quant Time: Aug 25 13:54 2003 Quant Results File: ISO0815.RES

Method : C:\HPCHEM\1\METHODS\ISO0815.M (RTE Integrator)
Title : VOLATILE ORGANICS BY EPA METHOD 8260B
Last Update : Sat Aug 16 08:14:07 2003
Response via : Initial Calibration



0267

LSC Area Percent Report

Data File : C:\HPCHEM\1\DATA\08-25-03\I6266.D Vial: 6
Acq On : 25 Aug 2003 13:19 Operator: DPEI
Sample : AISB-7B/11.5-12,07190-017,S,5g Inst : 5970 - In
Misc : WHITMAN/DEXTER_CHE,08/14/03,08/18/03 Multiplr: 1.00
MS Integration Params: LSCINT.P

Method : C:\HPCHEM\1\METHODS\ISO0815.M (RTE Integrator)
Title : VOLATILE ORGANICS BY EPA METHOD 8260B
Smoothing : OFF Filtering: 9
Sampling : 1 Min Area: 0.3 % of largest Peak
Start Thrs: 0.6 Max Peaks: 100
Stop Thrs : 0.6 Peak Location: TOP

If leading or trailing edge < 50 prefer < Baseline drop else tangent >
Peak separation: 5

Signal : TIC

peak #	R.T. min	first scan	max scan	last scan	PK TY	peak height	corr. area	corr. % max.	% of total
1	5.846	196	201	202	rBV	10267	35687	5.40%	0.944%
2	9.380	437	443	465	rBB	80320	594795	90.07%	15.729%
3	9.833	468	474	486	rBB2	29054	191869	29.05%	5.074%
4	10.476	512	518	537	rBB	78002	516964	78.28%	13.671%
5	12.652	662	667	684	rBB	100281	634745	96.12%	16.785%
6	14.814	810	815	828	rBB	117747	660369	100.00%	17.463%
7	16.611	933	938	948	rBB2	125590	656523	99.42%	17.361%
8	17.809	1017	1020	1023	rBB	3043	10910	1.65%	0.289%
9	18.335	1051	1056	1063	rBB2	26975	131406	19.90%	3.475%
10	18.729	1080	1083	1087	rVB	8316	21785	3.30%	0.576%
11	19.123	1105	1110	1114	rBV	8467	41008	6.21%	1.084%
12	19.226	1114	1117	1123	rVB	13022	50642	7.67%	1.339%
13	19.664	1144	1147	1150	rBB	3079	11445	1.73%	0.303%
14	19.781	1151	1155	1156	rBV	11899	32090	4.86%	0.849%
15	19.854	1156	1160	1167	rVB	23347	105387	15.96%	2.787%
16	20.496	1199	1204	1209	rBB2	11869	48419	7.33%	1.280%
17	21.533	1272	1275	1280	rBB	3568	16329	2.47%	0.432%
18	22.147	1312	1317	1323	rBB	3497	21195	3.21%	0.560%

Sum of corrected areas: 3781568

I6266.D ISO0815.M Mon Aug 25 13:55:30 2003 MSD_I

LSC Report - Integrated Chromatogram

File : C:\HPCHEM\1\DATA\08-25-03\I6266.D
Operator : DPEI
Acquired : 25 Aug 2003 13:19 using AcqMethod VOAI
Instrument : 5970 - In
Sample Name: AISB-7B/11.5-12,07190-017,S,5g
Misc Info : WHITMAN/DEXTER_CHE,08/14/03,08/18/03
Vial Number: 6
Quant File :ISO0815.RES (RTE Integrator)

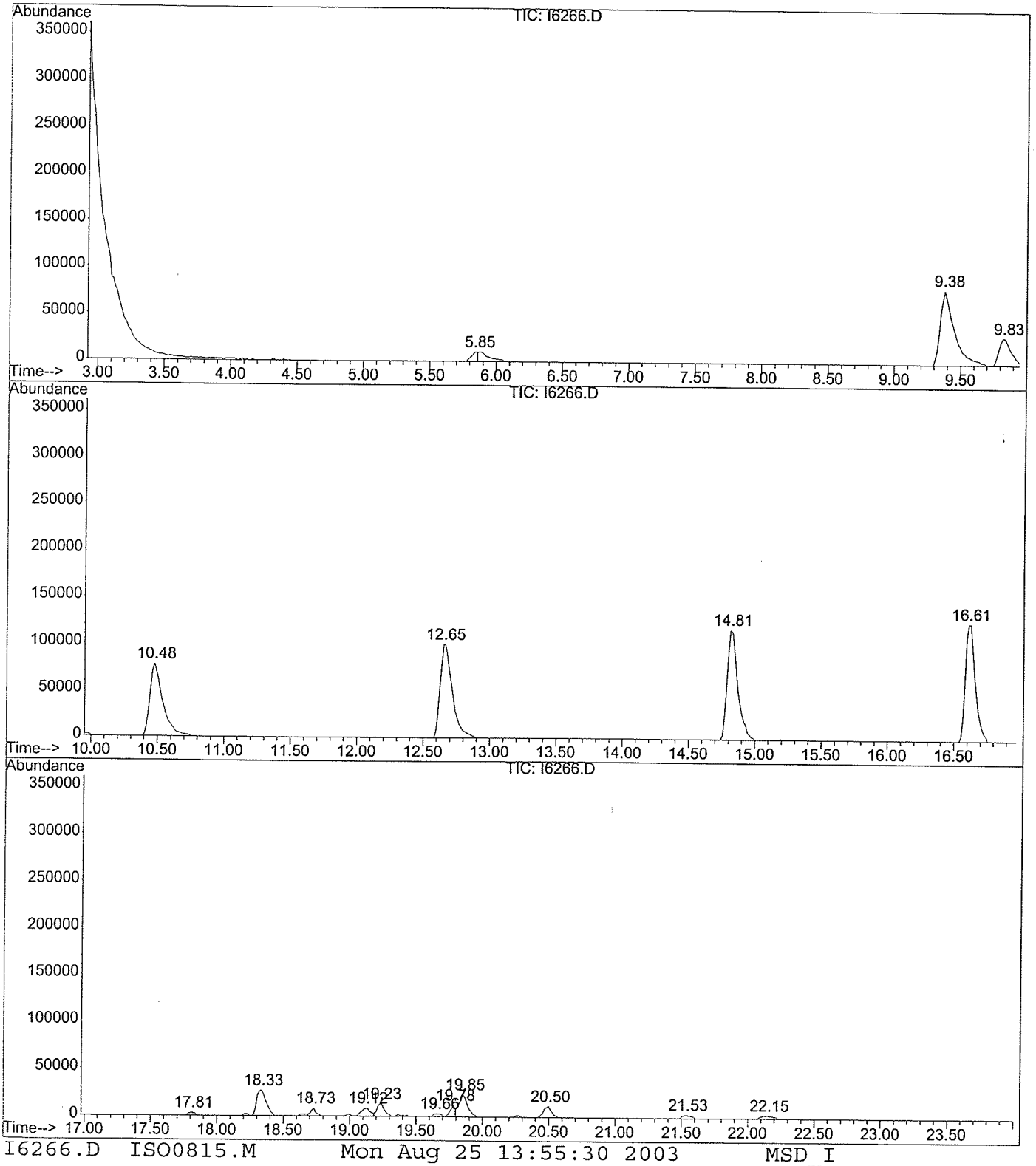

I6266.D ISO0815.M Mon Aug 25 13:55:30 2003 MSD_I

Library Search Compound Report

Data File : C:\HPCHEM\1\DATA\08-25-03\I6266.D Vial: 6
Acq On : 25 Aug 2003 13:19 Operator: DPEI
Sample : AISB-7B/11.5-12,07190-017,S,5g Inst : 5970 - In
Misc : WHITMAN/DEXTER_CHE,08/14/03,08/18/03 Multiplr: 1.00
MS Integration Params: LSCINT.P

Quant Method : C:\HPCHEM\1\METHODS\ISO0815.M (RTE Integrator)
Title : VOLATILE ORGANICS BY EPA METHOD 8260B
Library : C:\DATABASE\NIST98.L

****

Peak Number 1 Substituted benzene Concentration Rank 1

R.T.	EstConc	Area	Relative to ISTD	R.T.
19.85	7.98 UG	105387	Chlorobenzene-d5	14.83

Hit# of 5	Tentative ID	MW	MolForm	CAS#	Qual
1	Benzene, 1,3-diethyl-	134	C10H14	000141-93-5	74
2	Lyratyl acetate	194	C12H18O2	079549-21-6	64
3	Benzene, 4-ethyl-1,2-dimethyl-	134	C10H14	000934-80-5	9
4	Benzene, 1-ethyl-2,3-dimethyl-	134	C10H14	000933-98-2	5

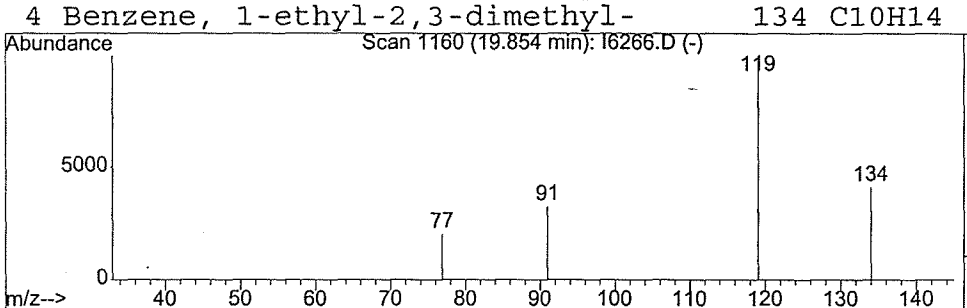

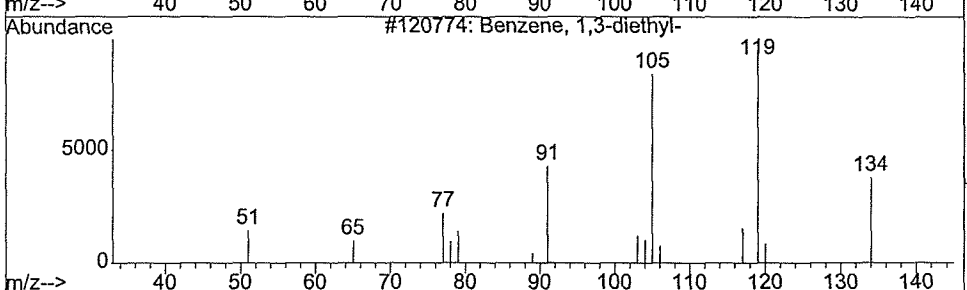

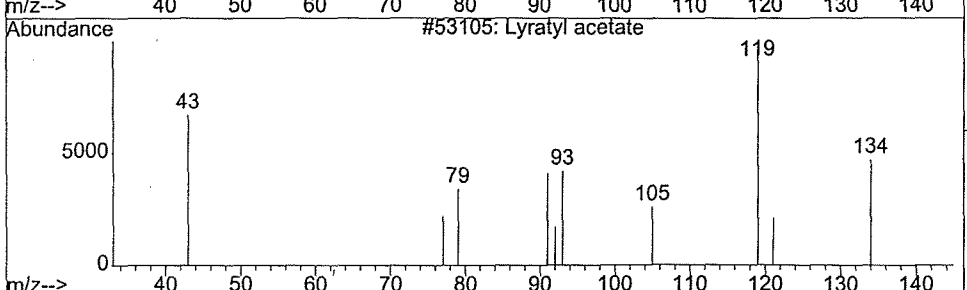

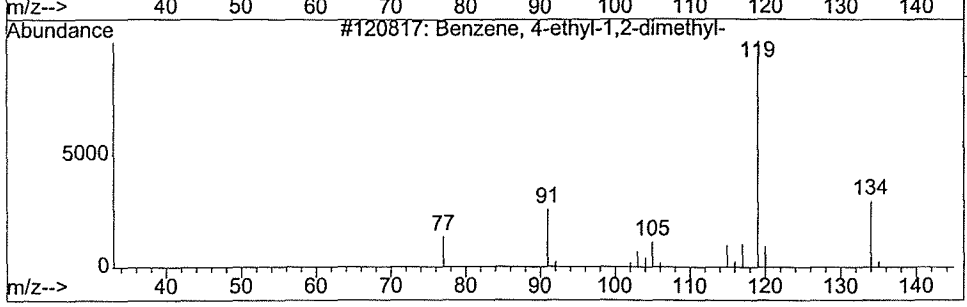

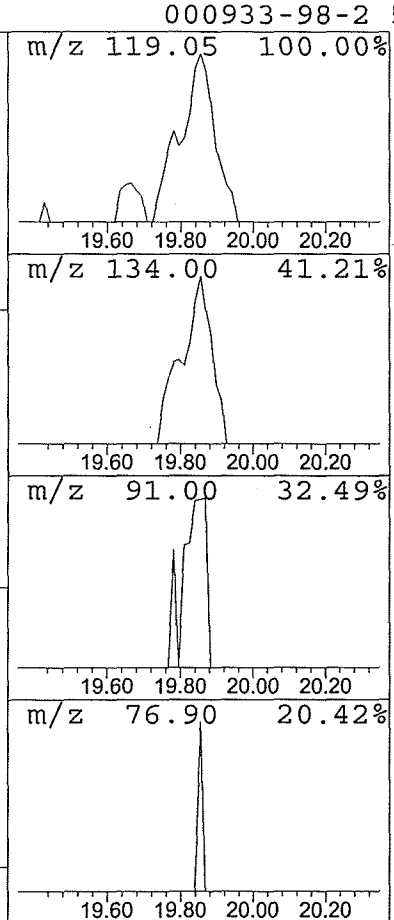

0270

Quantitation Report (QT Reviewed)

Data File : C:\HPCHEM\1\DATA\08-25-03\I6271.D Vial: 10
Acq On : 25 Aug 2003 15:55 Operator: DPEI
Sample : AISB-9A/9.5-10,07190-018,S,0.5g Inst : 5970 - In
Misc : WHITMAN/DEXTER_CHE,08/14/03,08/18/03 Multiplr: 1.00
MS Integration Params: rteint.p
Quant Time: Aug 25 16:28 2003 Quant Results File: ISO0815.RES

Quant Method : C:\HPCHEM\1\METHODS\ISO0815.M (RTE Integrator)
Title : VOLATILE ORGANICS BY EPA METHOD 8260B
Last Update : Sat Aug 16 08:14:07 2003
Response via : Initial Calibration
DataAcq Meth : VOAI

Internal Standards	R.T.	QIon	Response	Conc	Units	Dev(Min)
1) Pentafluorobenzene	9.38	168	238255	50.00	UG	-0.04
31) 1,4-Difluorobenzene	10.50	114	263534	50.00	UG	-0.01
50) Chlorobenzene-d5	14.84	117	205372	50.00	UG	-0.02
System Monitoring Compounds						
30) 1,2-Dichloroethane-d4	9.83	65	95190	55.72	UG	-0.03
Spiked Amount 50.000	Range 36 - 115		Recovery = 111.44%			
41) Toluene-d8	12.67	98	231293	49.07	UG	-0.03
Spiked Amount 50.000	Range 35 - 117		Recovery = 98.14%			
59) Bromofluorobenzene	16.63	95	158716	55.77	UG	-0.01
Spiked Amount 50.000	Range 47 - 115		Recovery = 111.54%			
Target Compounds						Qvalue
70) 1,3-Dichlorobenzene	18.22	146	5741	1.90	UG	# 60
72) 1,4-Dichlorobenzene	18.33	146	42358	12.59	UG	# 84
74) 1,2-Dichlorobenzene	18.80	146	21715	7.68	UG	# 83
76) 1,2,4-Trichlorobenzene	21.10	180	219843	147.16	UG	99
78) Naphthalene	21.52	128	22035	14.07	UG	# 97

(#) = qualifier out of range (m) = manual integration

Quantitation Report

Data File : C:\HPCHEM\1\DATA\08-25-03\I6271.D Vial: 10
Acq On : 25 Aug 2003 15:55 Operator: DPEI
Sample : AISB-9A/9.5-10,07190-018,S,0.5g Inst : 5970 - In
Misc : WHITMAN/DEXTER_CHE,08/14/03,08/18/03 Multiplr: 1.00
MS Integration Params: rteint.p
Quant Time: Aug 25 16:28 2003 Quant Results File: ISO0815.RES

Method : C:\HPCHEM\1\METHODS\ISO0815.M (RTE Integrator)
Title : VOLATILE ORGANICS BY EPA METHOD 8260B
Last Update : Sat Aug 16 08:14:07 2003
Response via : Initial Calibration

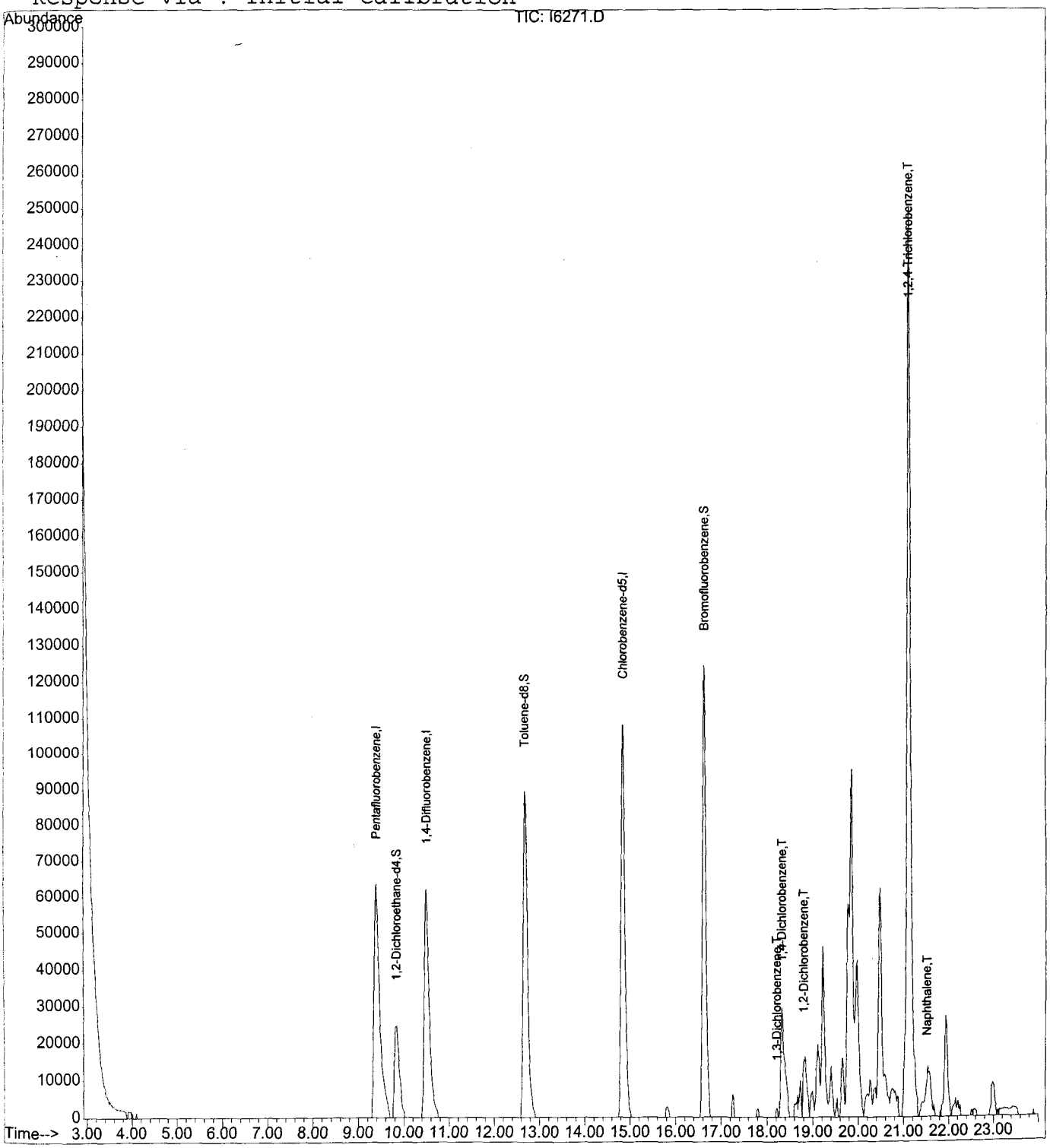

0272

LSC Area Percent Report

Data File : C:\HPCHEM\1\DATA\08-25-03\I6271.D Vial: 10
Acq On : 25 Aug 2003 15:55 Operator: DPEI
Sample : AISB-9A/9.5-10,07190-018,S,0.5g Inst : 5970 - In
Misc : WHITMAN/DEXTER_CHE,08/14/03,08/18/03 Multiplr: 1.00
MS Integration Params: LSCINT.P

Method : C:\HPCHEM\1\METHODS\ISO0815.M (RTE Integrator)
Title : VOLATILE ORGANICS BY EPA METHOD 8260B
Smoothing : OFF Filtering: 9
Sampling : 1 Min Area: 0.3 % of largest Peak
Start Thrs: 0.6 Max Peaks: 100
Stop Thrs : 0.6 Peak Location: TOP

If leading or trailing edge < 50 prefer < Baseline drop else tangent >
Peak separation: 5

Signal : TIC

peak #	R.T. min	first scan	max scan	last scan	PK TY	peak height	corr. area	corr. % max.	% of total
1	9.385	414	420	440	rBB	63670	544869	39.25%	8.317%
2	9.848	444	450	461	rBB2	24789	184389	13.28%	2.815%
3	10.496	485	492	509	rBB2	62243	469445	33.82%	7.166%
4	12.667	628	633	649	rBB	89535	588385	42.38%	8.982%
5	14.841	768	774	786	rBB	108089	615891	44.37%	9.401%
6	16.613	884	889	899	rBB	124470	639714	46.08%	9.765%
7	17.246	929	930	933	rBB	6101	14392	1.04%	0.220%
8	18.327	996	1000	1011	rBB3	29521	175306	12.63%	2.676%
9	18.726	1023	1026	1029	rVB2	9904	28881	2.08%	0.441%
10	18.833	1029	1033	1039	rBB3	16297	89418	6.44%	1.365%
11	18.988	1039	1043	1046	rBV	7055	29959	2.16%	0.457%
12	19.112	1046	1051	1054	rBV	17954	81431	5.87%	1.243%
13	19.221	1054	1058	1066	rVB2	43155	161109	11.61%	2.459%
14	19.406	1066	1070	1075	rVB2	13545	52672	3.79%	0.804%
15	19.654	1081	1086	1090	rBV	15905	67196	4.84%	1.026%
16	19.777	1090	1094	1096	rBV	54712	224257	16.15%	3.423%
17	19.854	1096	1099	1103	rVV	88413	349957	25.21%	5.342%
18	19.978	1103	1107	1116	rVB	42619	226586	16.32%	3.459%
19	20.210	1116	1122	1123	rBV2	6225	32419	2.34%	0.495%
20	20.257	1123	1125	1129	rVB2	6765	19408	1.40%	0.296%
21	20.381	1129	1133	1134	rBV2	4653	16627	1.20%	0.254%
22	20.474	1134	1139	1145	rBV2	57506	264942	19.09%	4.044%
23	20.750	1153	1157	1160	rBV2	4263	22144	1.60%	0.338%
24	21.105	1171	1180	1194	rBB2	250153	1388200	100.00%	21.191%
25	21.413	1195	1200	1202	rBV	4143	17225	1.24%	0.263%
26	21.537	1202	1208	1209	rBV2	10028	30656	2.21%	0.468%
27	21.938	1227	1234	1241	rBB3	27603	143309	10.32%	2.188%
28	22.153	1242	1248	1250	rBV	4950	21464	1.55%	0.328%
29	22.986	1297	1302	1308	rBB3	9121	50744	3.66%	0.775%

Sum of corrected areas: 6550995

LSC Report - Integrated Chromatogram

File : C:\HPCHEM\1\DATA\08-25-03\I6271.D
Operator : DPEI
Acquired : 25 Aug 2003 15:55 using AcqMethod VOAI
Instrument : 5970 - In
Sample Name: AISB-9A/9.5-10,07190-018,S,0.5g
Misc Info : WHITMAN/DEXTER_CHE,08/14/03,08/18/03
Vial Number: 10
Quant File :ISO0815.RES (RTE Integrator)

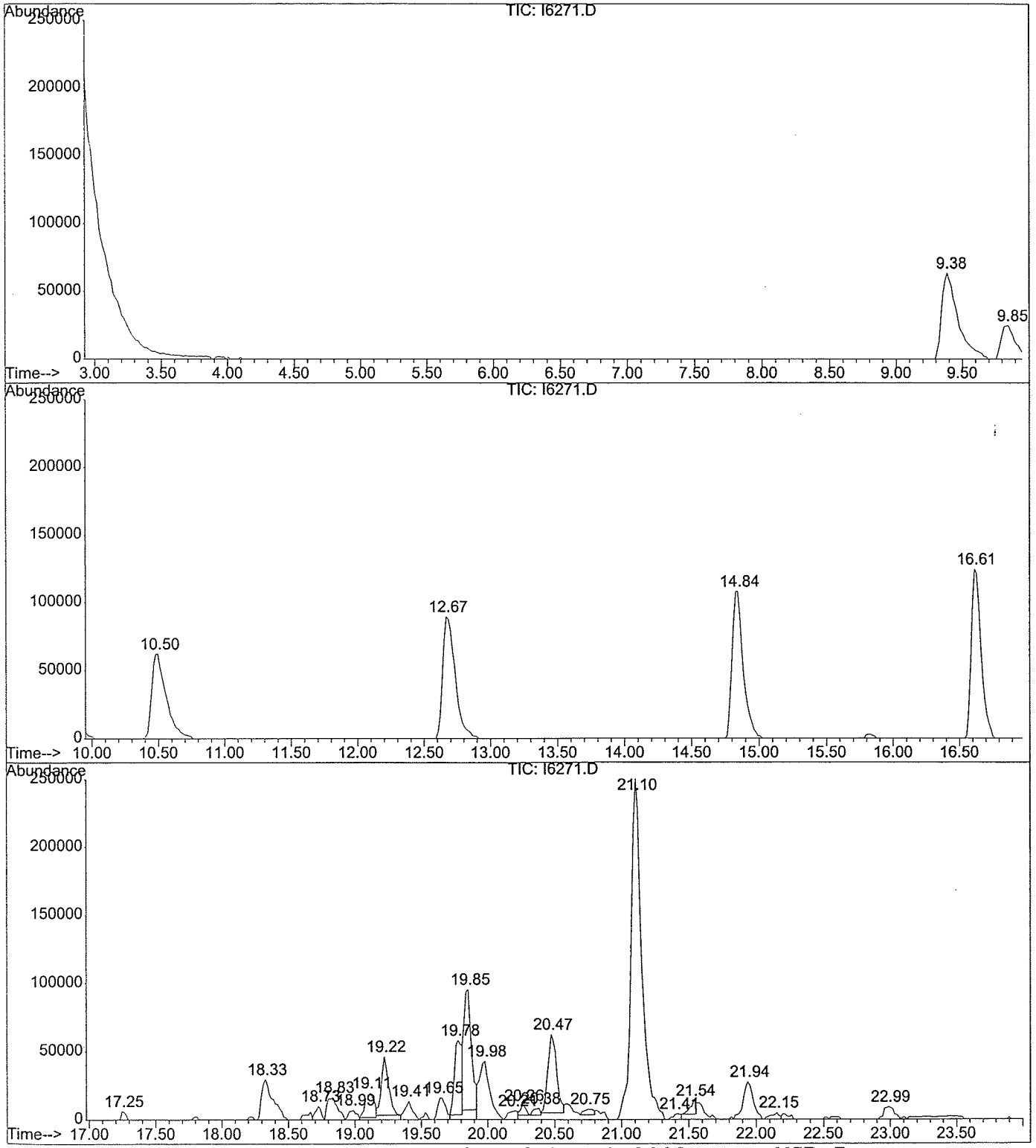

I6271.D ISO0815.M Mon Aug 25 16:28:59 2003 MSD_I

Library Search Compound Report

Data File : C:\HPCHEM\1\DATA\08-25-03\I6271.D Vial: 10
Acq On : 25 Aug 2003 15:55 Operator: DPEI
Sample : AISB-9A/9.5-10,07190-018,S,0.5g Inst : 5970 - In
Misc : WHITMAN/DEXTER_CHE,08/14/03,08/18/03 Multiplr: 1.00
MS Integration Params: LSCINT.P

Quant Method : C:\HPCHEM\1\METHODS\ISO0815.M (RTE Integrator)
Title : VOLATILE ORGANICS BY EPA METHOD 8260B
Library : C:\DATABASE\NIST98.L

****

Peak Number 1 Substituted benzene Concentration Rank 7

R.T.	EstConc	Area	Relative to ISTD	R.T.
19.11	6.61 UG	81431	Chlorobenzene-d5	14.84

Hit# of 5	Tentative ID	MW	MolForm	CAS#	Qual
1	Benzene, 1-methyl-4-(1-methylethyl)	134	C10H14	000099-87-6	9
2	Benzene, 1-methyl-4-(1-methylethyl)	134	C10H14	000099-87-6	9
3	Benzene, 1-methyl-4-(1-methylethyl)	134	C10H14	000099-87-6	9
4	Benzene, methyl(1-methylethyl)-	134	C10H14	025155-15-1	9

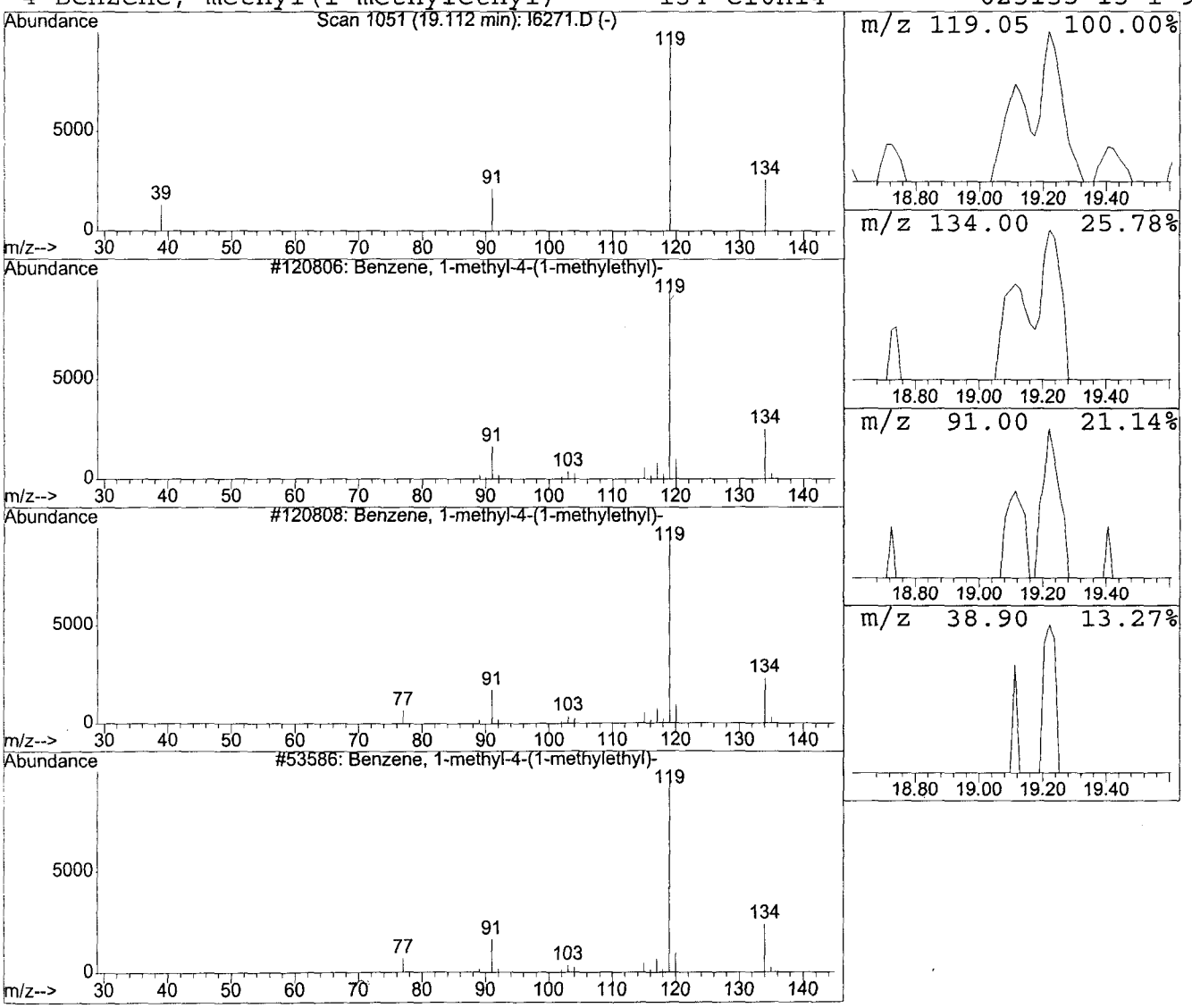

0276

Library Search Compound Report

Data File : C:\HPCHEM\1\DATA\08-25-03\I6271.D Vial: 10
Acq On : 25 Aug 2003 15:55 Operator: DPEI
Sample : AISB-9A/9.5-10,07190-018,S,0.5g Inst : 5970 - In
Misc : WHITMAN/DEXTER_CHE,08/14/03,08/18/03 Multiplr: 1.00
MS Integration Params: LSCINT.P

Quant Method : C:\HPCHEM\1\METHODS\ISO0815.M (RTE Integrator)
Title : VOLATILE ORGANICS BY EPA METHOD 8260B
Library : C:\DATABASE\NIST98.L

****

Peak Number 2 Substituted benzene Concentration Rank 5

R.T.	EstConc	Area	Relative to ISTD	R.T.
19.22	13.08 UG	161109	Chlorobenzene-d5	14.84

Hit# of 5	Tentative ID	MW	MolForm	CAS#	Qual
1	Benzene, 1-methyl-2-(1-methylethyl)	134	C10H14	000527-84-4	86
2	Benzene, 1-ethyl-2,3-dimethyl-	134	C10H14	000933-98-2	80
3	Benzene, 1-ethyl-2,4-dimethyl-	134	C10H14	000874-41-9	80
4	Benzene, 1-methyl-3-(1-methylethyl)	134	C10H14	000535-77-3	78

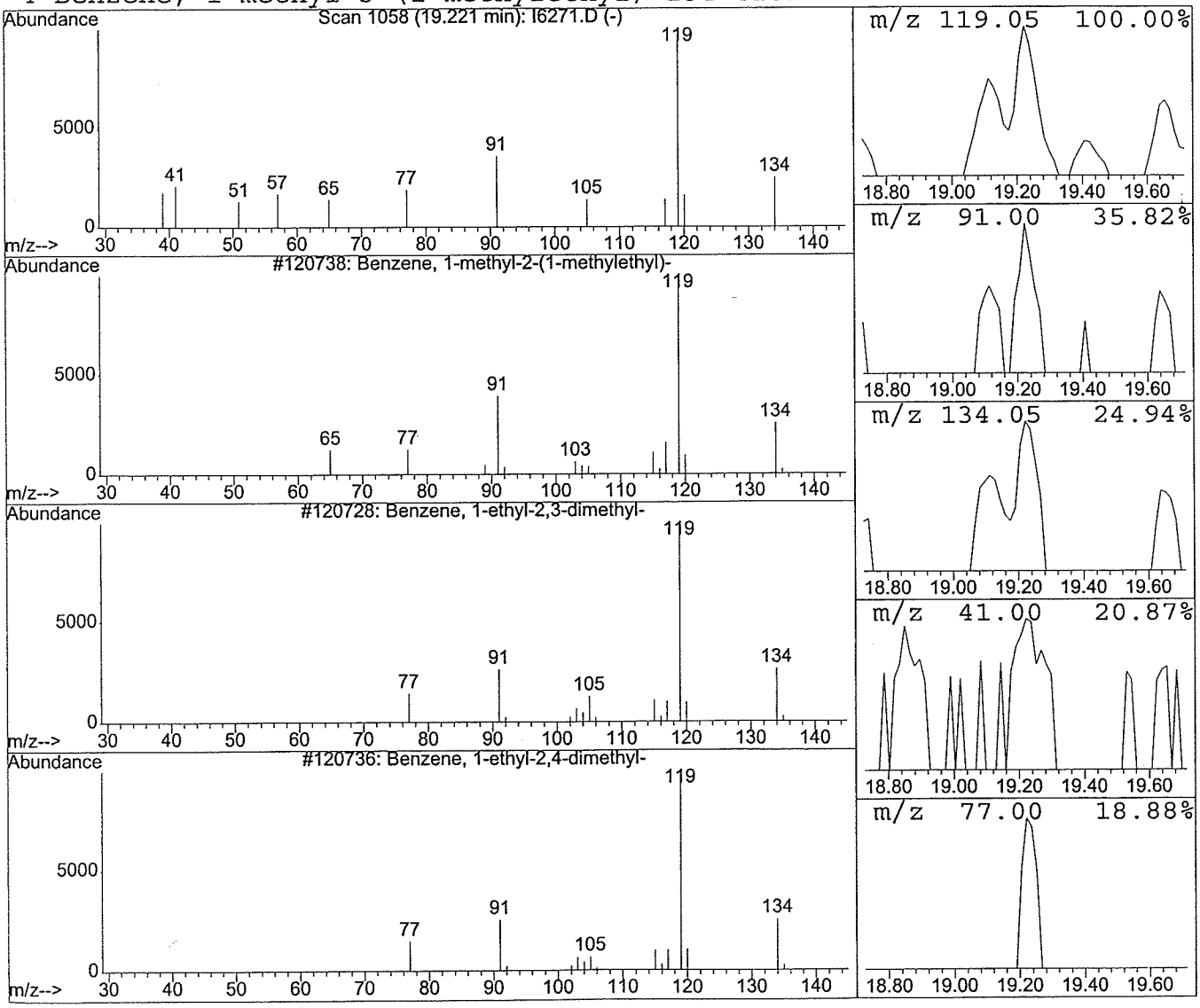

0277

Data File : C:\HPCHEM\1\DATA\08-25-03\I6271.D Vial: 10
Acq On : 25 Aug 2003 15:55 Operator: DPEI
Sample : AISB-9A/9.5-10,07190-018,S,0.5g Inst : 5970 - In
Misc : WHITMAN/DEXTER_CHE,08/14/03,08/18/03 Multiplr: 1.00
MS Integration Params: LSCINT.P

Quant Method : C:\HPCHEM\1\METHODS\ISO0815.M (RTE Integrator)
Title : VOLATILE ORGANICS BY EPA METHOD 8260B
Library : C:\DATABASE\NIST98.L

****

Peak Number 3 Substituted benzene Concentration Rank 8

R.T.	EstConc	Area	Relative to ISTD	R.T.
19.65	5.46 UG	67196	Chlorobenzene-d5	14.84

Hit# of 5	Tentative ID	MW	MolForm	CAS#	Qual
1	Benzene, 1-methyl-3-(1-methylethyl)	134	C10H14	000535-77-3	9
2	Benzene, 1-ethyl-2,4-dimethyl-	134	C10H14	000874-41-9	9
3	Benzene, 1-methyl-3-(1-methylethyl)	134	C10H14	000535-77-3	9
4	Benzene, 2-ethyl-1,3-dimethyl-	134	C10H14	002870-04-4	9



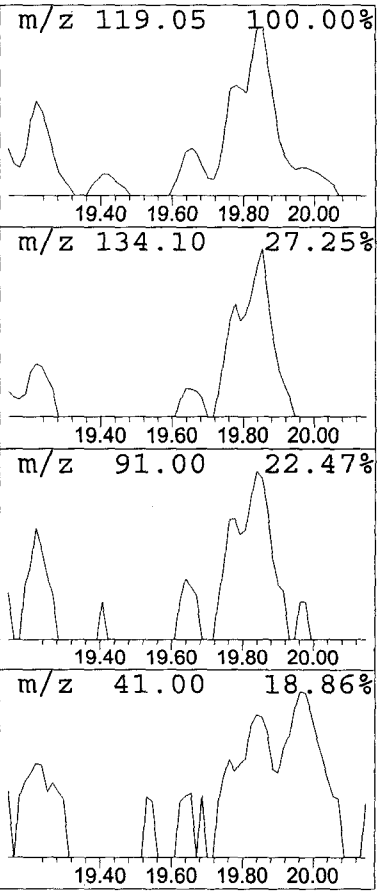

0278

Library Search Compound Report

Data File : C:\HPCHEM\1\DATA\08-25-03\I6271.D Vial: 10
Acq On : 25 Aug 2003 15:55 Operator: DPEI
Sample : AISB-9A/9.5-10,07190-018,S,0.5g Inst : 5970 - In
Misc : WHITMAN/DEXTER_CHE,08/14/03,08/18/03 Multiplr: 1.00
MS Integration Params: LSCINT.P

Quant Method : C:\HPCHEM\1\METHODS\ISO0815.M (RTE Integrator)
Title : VOLATILE ORGANICS BY EPA METHOD 8260B
Library : C:\DATABASE\NIST98.L

****

Peak Number 4 Substituted benzene Concentration Rank 4

R.T.	EstConc	Area	Relative to ISTD	R.T.
19.78	18.21 UG	224257	Chlorobenzene-d5	14.84

Hit# of 5	Tentative ID	MW	MolForm	CAS#	Qual
1	Benzene, 1-methyl-3-(1-methylethyl)	134	C10H14	000535-77-3	86
2	Benzene, 4-ethyl-1,2-dimethyl-	134	C10H14	000934-80-5	80
3	Bicyclo[4.1.0]hept-4-en-3-ol, 3,7,7	152	C10H16O	103063-10-1	78
4	Benzene, 2-ethyl-1,4-dimethyl-	134	C10H14	001758-88-9	72

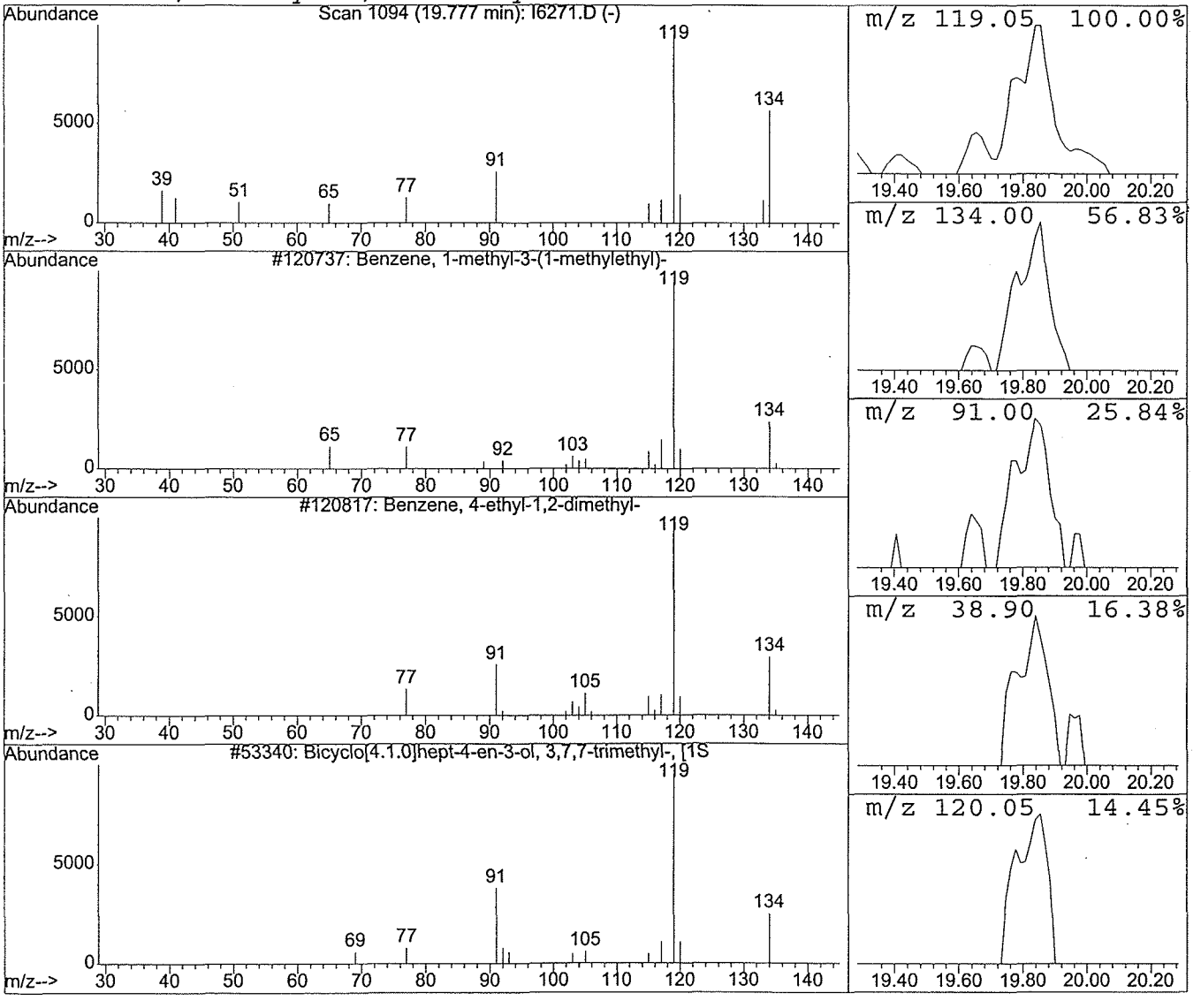

0279

Library Search Compound Report

Data File : C:\HPCHEM\1\DATA\08-25-03\I6271.D Vial: 10
Acq On : 25 Aug 2003 15:55 Operator: DPEI
Sample : AISB-9A/9.5-10,07190-018,S,0.5g Inst : 5970 - In
Misc : WHITMAN/DEXTER_CHE,08/14/03,08/18/03 Multiplr: 1.00
MS Integration Params: LSCINT.P

Quant Method : C:\HPCHEM\1\METHODS\ISO0815.M (RTE Integrator)
Title : VOLATILE ORGANICS BY EPA METHOD 8260B
Library : C:\DATABASE\NIST98.L

****

Peak Number 5 Substituted benzene Concentration Rank 1

R.T.	EstConc	Area	Relative to ISTD	R.T.
19.85	28.41 UG	349957	Chlorobenzene-d5	14.84

Hit# of 5	Tentative ID	MW	MolForm	CAS#	Qual
1	Benzene, 1-ethyl-2,3-dimethyl-	134	C10H14	000933-98-2	80
2	Benzene, 2-ethyl-1,4-dimethyl-	134	C10H14	001758-88-9	80
3	Benzene, 2-ethyl-1,4-dimethyl-	134	C10H14	001758-88-9	80
4	Benzene, 1-ethyl-3,5-dimethyl-	134	C10H14	000934-74-7	80

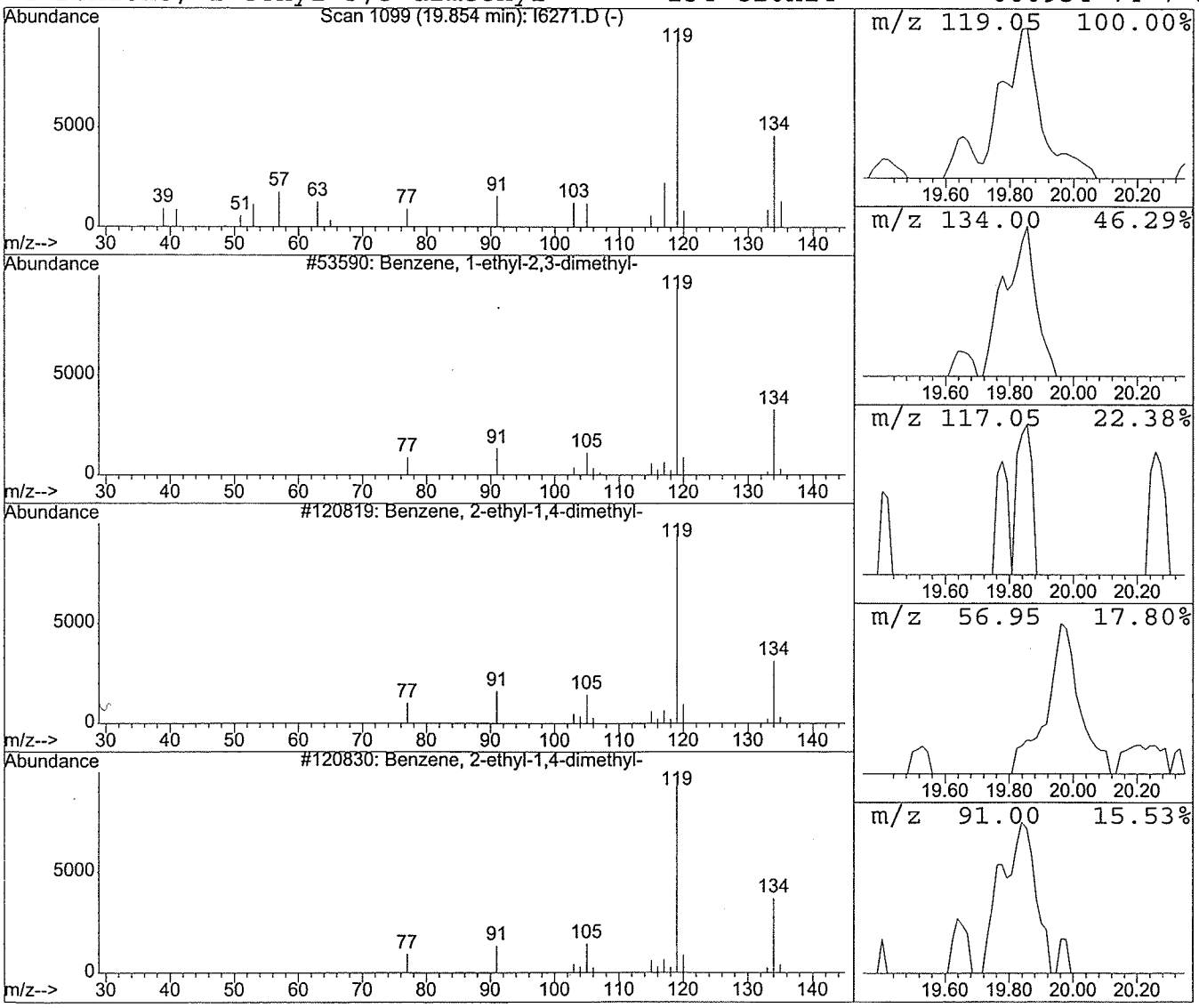

0280

Library Search Compound Report

Data File : C:\HPCHEM\1\DATA\08-25-03\I6271.D Vial: 10
Acq On : 25 Aug 2003 15:55 Operator: DPEI
Sample : AISB-9A/9.5-10,07190-018,S,0.5g Inst : 5970 - In
Misc : WHITMAN/DEXTER_CHE,08/14/03,08/18/03 Multiplr: 1.00
MS Integration Params: LSCINT.P

Quant Method : C:\HPCHEM\1\METHODS\ISO0815.M (RTE Integrator)
Title : VOLATILE ORGANICS BY EPA METHOD 8260B
Library : C:\DATABASE\NIST98.L

****

Peak Number 6 Unknown aromatic Concentration Rank 3

R.T.	EstConc	Area	Relative to ISTD	R.T.
19.98	18.40 UG	226586	Chlorobenzene-d5	14.84

Hit# of 5	Tentative ID	MW	MolForm	CAS#	Qual
1	Azetidine, 1-methyl-	71	C4H9N	004923-79-9	7
2	Azetidine	57	C3H7N	000503-29-7	4
3	Methane, isocyanato-	57	C2H3NO	000624-83-9	4
4	Acetic acid, [(1,1-dimethylethyl)th	148	C6H12O2S	024310-22-3	4

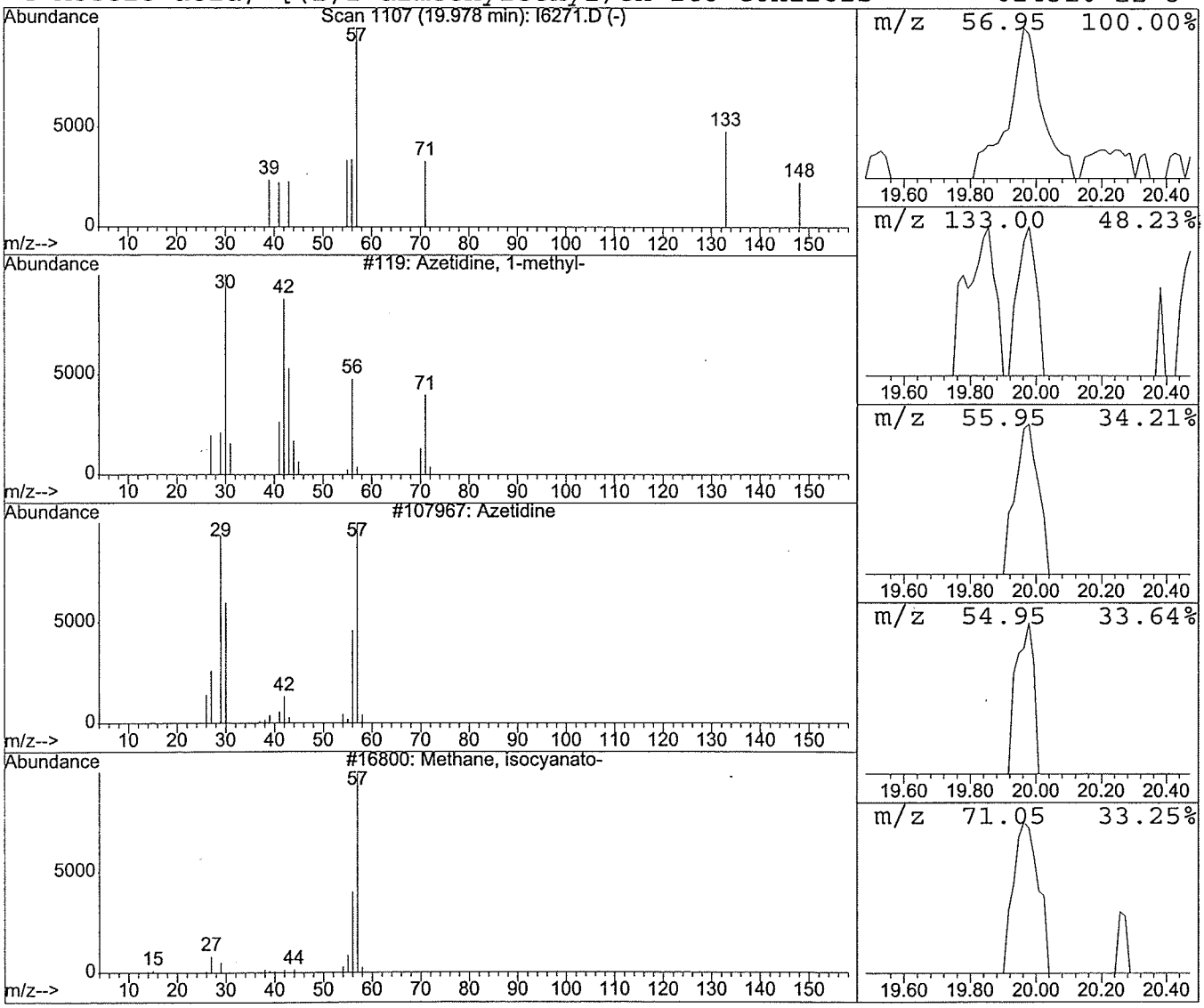

0281

Library Search Compound Report

Data File : C:\HPCHEM\1\DATA\08-25-03\I6271.D Vial: 10
Acq On : 25 Aug 2003 15:55 Operator: DPEI
Sample : AISB-9A/9.5-10,07190-018,S,0.5g Inst : 5970 - In
Misc : WHITMAN/DEXTER_CHE,08/14/03,08/18/03 Multiplr: 1.00
MS Integration Params: LSCINT.P

Quant Method : C:\HPCHEM\1\METHODS\ISO0815.M (RTE Integrator)
Title : VOLATILE ORGANICS BY EPA METHOD 8260B
Library : C:\DATABASE\NIST98.L

****

Peak Number 7 Substituted benzene Concentration Rank 2

R.T.	EstConc	Area	Relative to ISTD	R.T.
20.47	21.51 UG	264942	Chlorobenzene-d5	14.84

Hit# of 5	Tentative ID	MW	MolForm	CAS#	Qual
1	Benzene, 1,3-diethyl-	134	C10H14	000141-93-5	49
2	Benzene, tert-butyl-	134	C10H14	000098-06-6	43
3	Benzene, 4-ethyl-1,2-dimethyl-	134	C10H14	000934-80-5	40
4	Lyratyl acetate	194	C12H18O2	079549-21-6	23

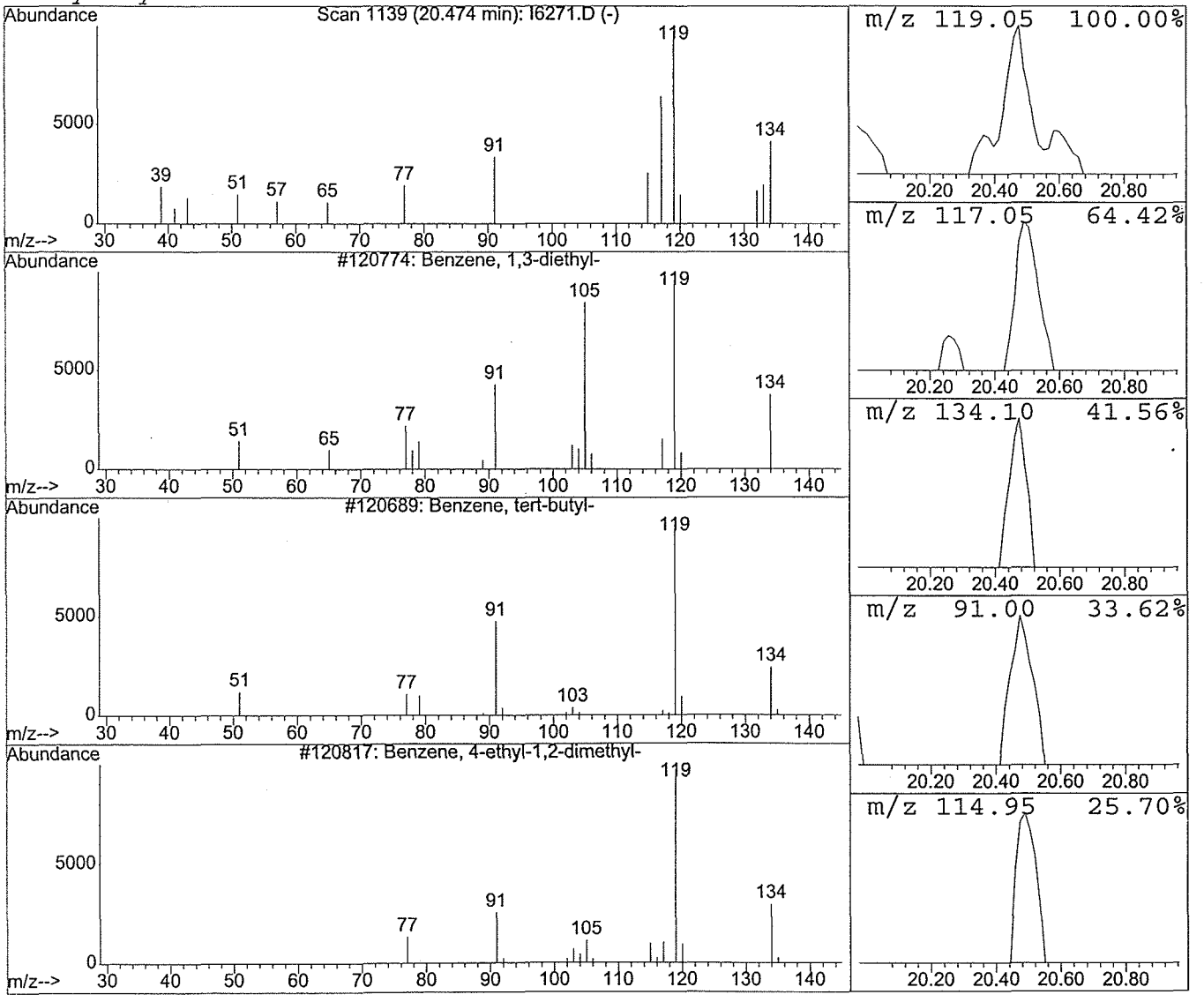

0282

Library Search Compound Report

Data File : C:\HPCHEM\1\DATA\08-25-03\I6271.D Vial: 10
Acq On : 25 Aug 2003 15:55 Operator: DPEI
Sample : AISB-9A/9.5-10,07190-018,S,0.5g Inst : 5970 - In
Misc : WHITMAN/DEXTER_CHE,08/14/03,08/18/03 Multiplr: 1.00
MS Integration Params: LSCINT.P

Quant Method : C:\HPCHEM\1\METHODS\ISO0815.M (RTE Integrator)
Title : VOLATILE ORGANICS BY EPA METHOD 8260B
Library : C:\DATABASE\NIST98.L

****

Peak Number 8 Substituted benzene Concentration Rank 6

R.T.	EstConc	Area	Relative to ISTD	R.T.
21.94	11.63 UG	143309	Chlorobenzene-d5	14.84

Hit# of 5	Tentative ID	MW	MolForm	CAS#	Qual
1	Benzene, 1,2,3-trichloro-	180	C6H3Cl3	000087-61-6	91
2	Benzene, 1,2,3-trichloro-	180	C6H3Cl3	000087-61-6	90
3	Benzene, 1,3,5-trichloro-	180	C6H3Cl3	000108-70-3	90
4	Benzene, 1,2,4-trichloro-	180	C6H3Cl3	000120-82-1	86

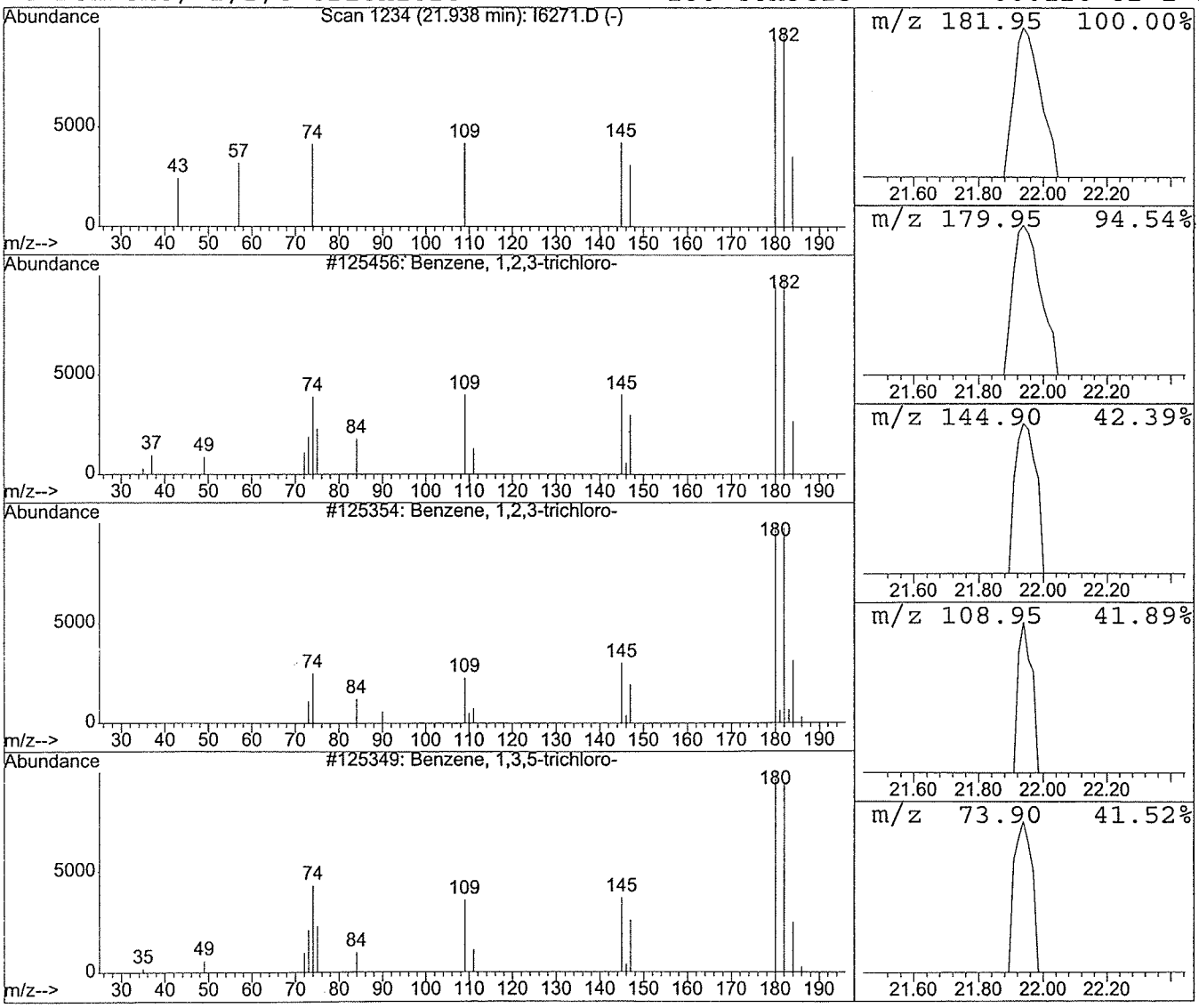

0283

Quantitation Report (QT Reviewed)

Data File : C:\HPCHEM\1\DATA\08-23-03\I6255.D Vial: 18
Acq On : 23 Aug 2003 18:22 Operator: DPEI
Sample : AISB-9B/12.5-13,07190-019,S,0.05g Inst : 5970 - In
Misc : WHITMAN/DEXTER_CHE,08/14/03,08/18/03 Multiplr: 1.00
MS Integration Params: rteint.p
Quant Time: Aug 25 9:27 2003 Quant Results File: IME0818.RES

Quant Method : C:\HPCHEM\1\METHODS\IME0818.M (RTE Integrator)
Title : VOLATILE ORGANICS BY EPA METHOD 8260B
Last Update : Mon Aug 18 14:16:59 2003
Response via : Initial Calibration
DataAcq Meth : VOAI

Internal Standards	R.T.	QIon	Response	Conc	Units	Dev(Min)
1) Pentafluorobenzene	9.14	168	315908m	50.00	UG	-0.24
31) 1,4-Difluorobenzene	10.16	114	306230m	50.00	UG	-0.29
50) Chlorobenzene-d5	14.65	117	298124	50.00	UG	-0.14
System Monitoring Compounds						
30) 1,2-Dichloroethane-d4	9.53	65	150103m	54.50	UG	-0.27
Spiked Amount 50.000	Range 36 - 115		Recovery = 109.00%			
41) Toluene-d8	12.39	98	310686	55.76	UG	-0.26
Spiked Amount 50.000	Range 35 - 117		Recovery = 111.52%			
59) Bromofluorobenzene	16.51	95	212187	48.88	UG	-0.07
Spiked Amount 50.000	Range 47 - 115		Recovery = 97.76%			
Target Compounds						Qvalue
72) 1,4-Dichlorobenzene	18.28	146	23405	6.35	UG	97
74) 1,2-Dichlorobenzene	18.76	146	6861m	1.86	UG	
76) 1,2,4-Trichlorobenzene	21.08	180	46296	29.43	UG	98

(#) = qualifier out of range (m) = manual integration

0284

Quantitation Report

Data File : C:\HPCHEM\1\DATA\08-23-03\I6255.D Vial: 18
Acq On : 23 Aug 2003 18:22 Operator: DPEI
Sample : AISB-9B/12.5-13,07190-019,S,0.05g Inst : 5970 - In
Misc : WHITMAN/DEXTER_CHE,08/14/03,08/18/03 Multiplr: 1.00
MS Integration Params: rteint.p
Quant Time: Aug 25 9:27 2003 Quant Results File: IME0818.RES

Method : C:\HPCHEM\1\METHODS\IME0818.M (RTE Integrator)
Title : VOLATILE ORGANICS BY EPA METHOD 8260B
Last Update : Mon Aug 18 14:16:59 2003
Response via : Initial Calibration

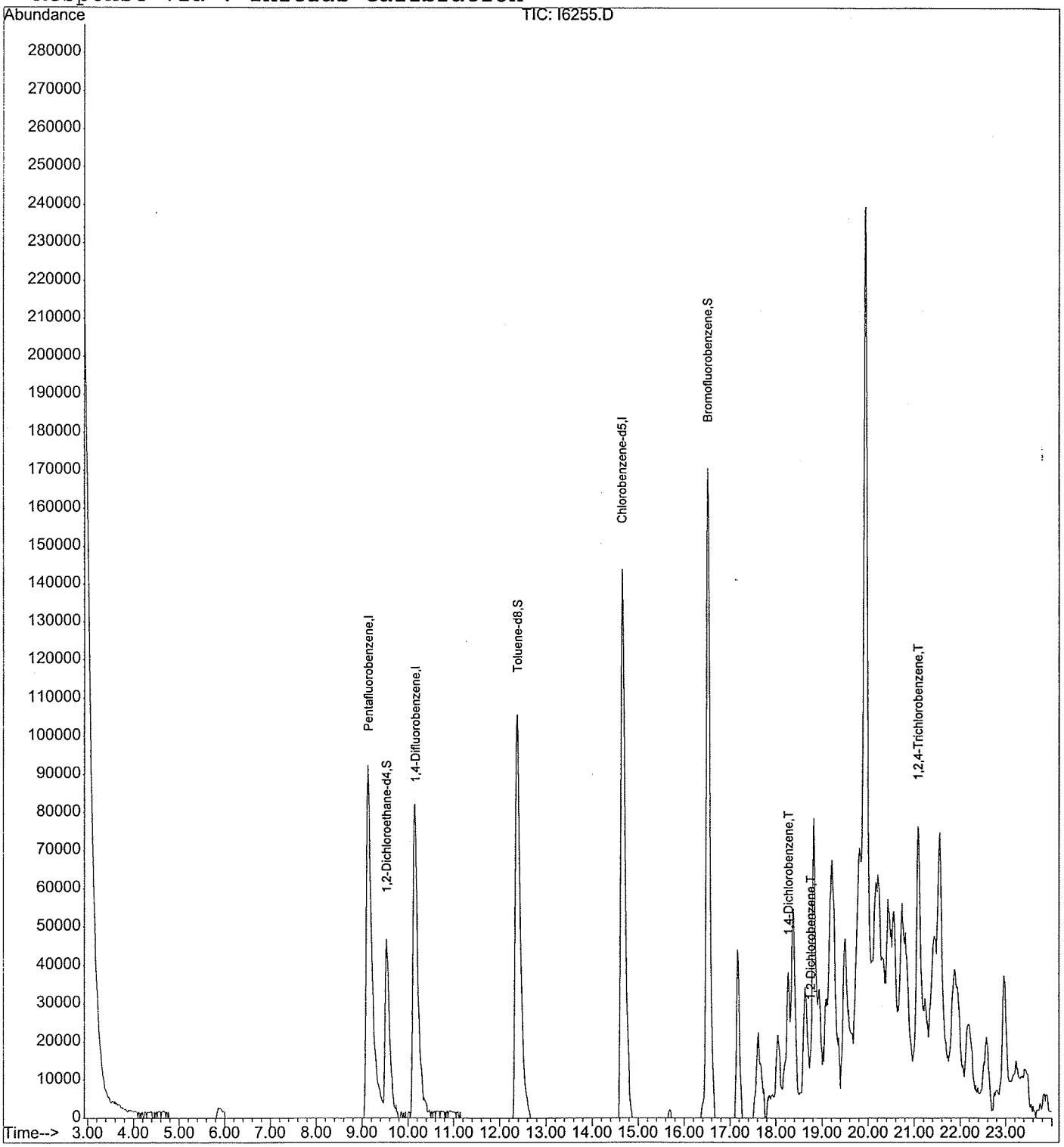

0285

LSC Area Percent Report

Data File : C:\HPCHEM\1\DATA\08-23-03\I6255.D Vial: 18
Acq On : 23 Aug 2003 18:22 Operator: DPEI
Sample : AISB-9B/12.5-13,07190-019,S,0.05g Inst : 5970 - In
Misc : WHITMAN/DEXTER_CHE,08/14/03,08/18/03 Multiplr: 1.00
MS Integration Params: LSCINT.P

Method : C:\HPCHEM\1\METHODS\IME0818.M (RTE Integrator)
Title : VOLATILE ORGANICS BY EPA METHOD 8260B
Smoothing : OFF Filtering: 9
Sampling : 1 Min Area: 3 % of largest Peak
Start Thrs: 0.5 Max Peaks: 100
Stop Thrs : 0.5 Peak Location: TOP

If leading or trailing edge < 50 prefer < Baseline drop else tangent >
Peak separation: 5

Signal : TIC

peak #	R.T. min	first scan	max scan	last scan	PK TY	peak height	corr. area	corr. % max.	% of total
1	9.125	419	425	448	rBV3	92527	782632	77.07%	7.902%
2	9.534	448	453	466	rVV	46995	319351	31.45%	3.224%
3	10.148	488	495	508	rBV2	82255	602459	59.33%	6.083%
4	12.371	641	647	667	rBB2	105724	812945	80.06%	8.208%
5	14.651	798	803	818	rBB	144081	926906	91.28%	9.358%
6	16.508	924	930	941	rVB2	170723	956641	94.21%	9.658%
7	17.166	971	975	982	rBB	44196	198107	19.51%	2.000%
8	17.619	998	1006	1008	rBV3	22522	108737	10.71%	1.098%
9	17.852	1018	1022	1024	rBV3	6014	26517	2.61%	0.268%
10	18.043	1030	1035	1042	rVV3	16927	91066	8.97%	0.919%
11	18.262	1042	1050	1053	rBV3	30866	149650	14.74%	1.511%
12	18.379	1053	1058	1066	rVB3	48657	267271	26.32%	2.698%
13	18.628	1069	1075	1082	rBV4	27765	164415	16.19%	1.660%
14	18.818	1082	1088	1094	rBV2	65536	321536	31.66%	3.246%
15	19.081	1103	1106	1107	rBV2	16604	44598	4.39%	0.450%
16	19.213	1109	1115	1124	rVB4	49000	348614	34.33%	3.520%
17	19.505	1128	1135	1144	rBV3	39289	311846	30.71%	3.148%
18	19.812	1147	1156	1158	rBV3	51308	318571	31.37%	3.216%
19	19.944	1159	1165	1173	rVB	199108	1015475	100.00%	10.252%
20	20.163	1176	1180	1182	rBV2	20641	80159	7.89%	0.809%
21	20.426	1195	1198	1202	rBV3	22054	95163	9.37%	0.961%
22	20.558	1204	1207	1212	rVB4	26275	108405	10.68%	1.094%
23	20.733	1214	1219	1223	rBV2	28120	142547	14.04%	1.439%
24	21.084	1235	1243	1252	rBV4	61588	389582	38.36%	3.933%
25	21.435	1258	1267	1270	rBV4	26608	189056	18.62%	1.909%
26	21.552	1270	1275	1288	rVB	59850	395847	38.98%	3.997%
27	21.873	1290	1297	1300	rBV2	21731	130601	12.86%	1.319%
28	22.194	1312	1319	1328	rVB5	17543	150154	14.79%	1.516%
29	22.574	1337	1345	1354	rVB3	19158	145713	14.35%	1.471%
30	22.750	1354	1357	1358	rBV3	4607	11067	1.09%	0.112%
31	22.955	1364	1371	1380	rBV2	31401	197135	19.41%	1.990%

32	23.233	1387	1390	1396	rVB3	4739	15204	1.50%	0.154%
33	23.408	1401	1402	1411	rVV3	10282	59524	5.86%	0.601%
34	23.846	1427	1432	1433	rBV2	4227	14159	1.39%	0.143%
35	23.890	1433	1435	1439	rVB2	4379	13103	1.29%	0.132%

Sum of corrected areas: 9904756

I6255.D IME0818.M Mon Aug 25 09:28:31 2003 MSD_I

LSC Report - Integrated Chromatogram

File : C:\HPCHEM\1\DATA\08-23-03\I6255.D
Operator : DPEI
Acquired : 23 Aug 2003 18:22 using AcqMethod VOAI
Instrument : 5970 - In
Sample Name: AISB-9B/12.5-13,07190-019,S,0.05g
Misc Info : WHITMAN/DEXTER_CHE,08/14/03,08/18/03
Vial Number: 18
Quant File :IME0818.RES (RTE Integrator)

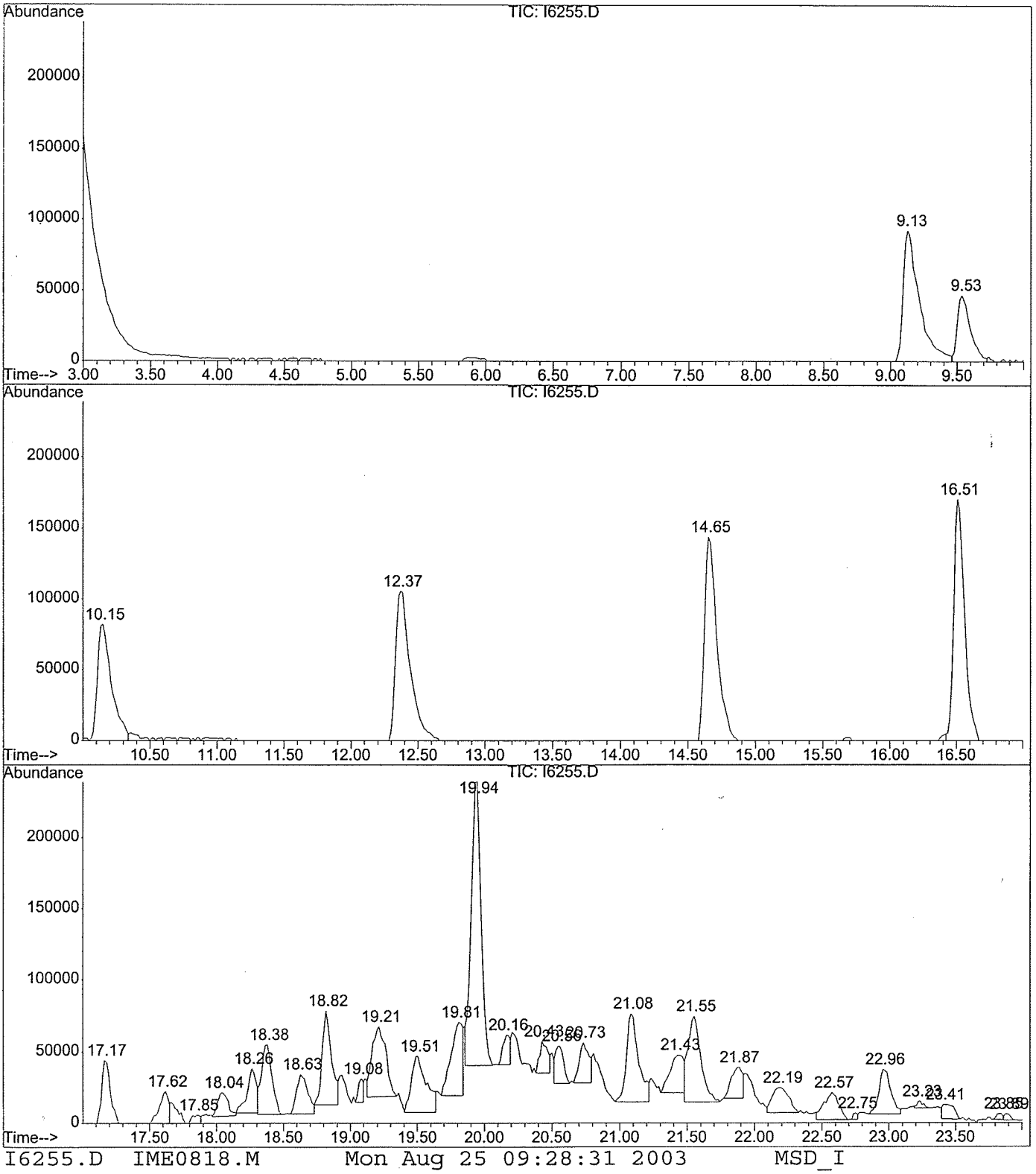

I6255.D IME0818.M Mon Aug 25 09:28:31 2003 MSD_I

Library Search Compound Report

Data File : C:\HPCHEM\1\DATA\08-23-03\I6255.D Vial: 18
Acq On : 23 Aug 2003 18:22 Operator: DPEI
Sample : AISB-9B/12.5-13,07190-019,S,0.05g Inst : 5970 - In
Misc : WHITMAN/DEXTER_CHE,08/14/03,08/18/03 Multiplr: 1.00
MS Integration Params: LSCINT.P

Quant Method : C:\HPCHEM\1\METHODS\IME0818.M (RTE Integrator)
Title : VOLATILE ORGANICS BY EPA METHOD 8260B
Library : C:\DATABASE\NIST98.L

****

Peak Number 1 Unknown alkane Concentration Rank 8

R.T.	EstConc	Area	Relative to ISTD	R.T.
17.17	10.69 UG	198107	Chlorobenzene-d5	14.65

Hit# of 5	Tentative ID	MW	MolForm	CAS#	Qual
1	2,4,6,8-Tetramethyl-1-undecene	210	C15H30	059920-26-2	50
2	Octane	114	C8H18	000111-65-9	43
3	Nonane	128	C9H20	000111-84-2	43
4	Pentane, 2,3-dimethyl-	100	C7H16	000565-59-3	33

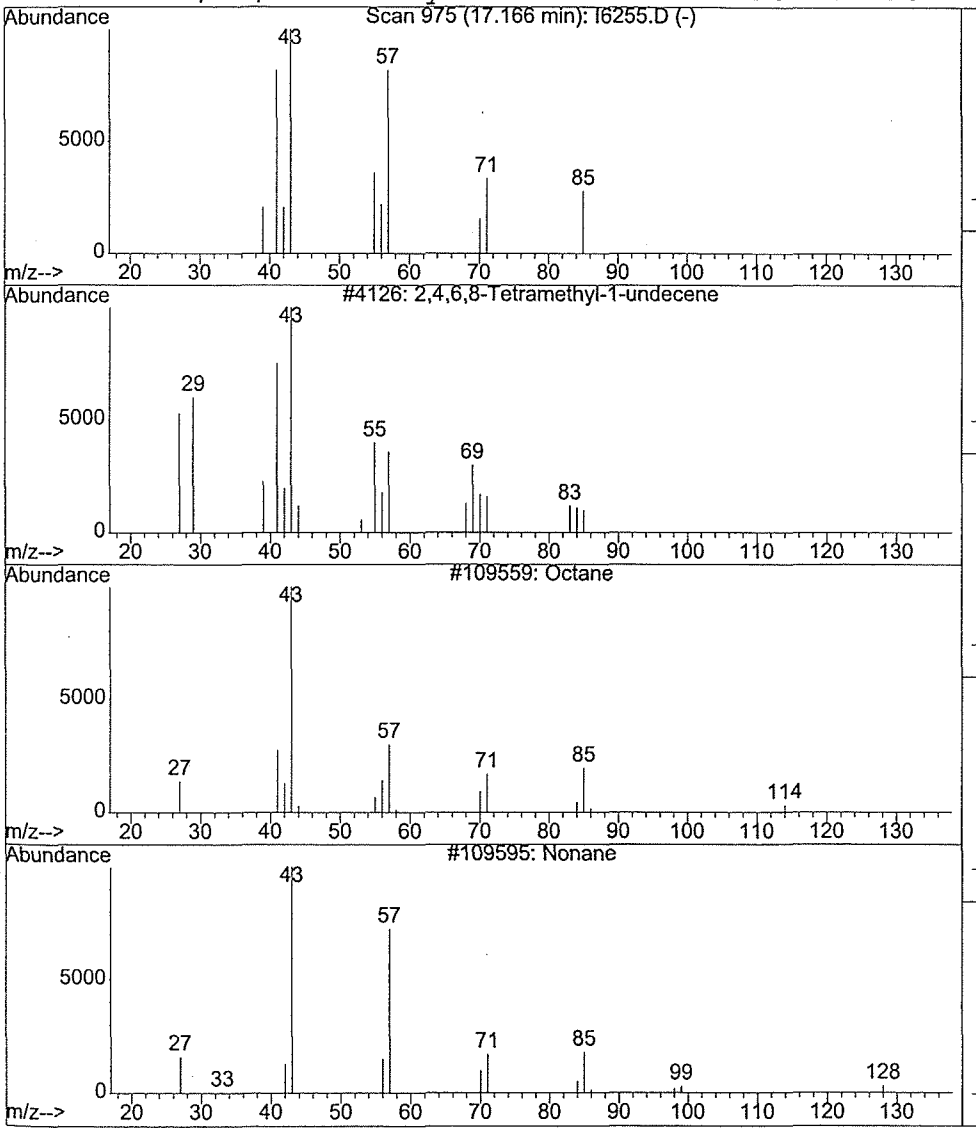

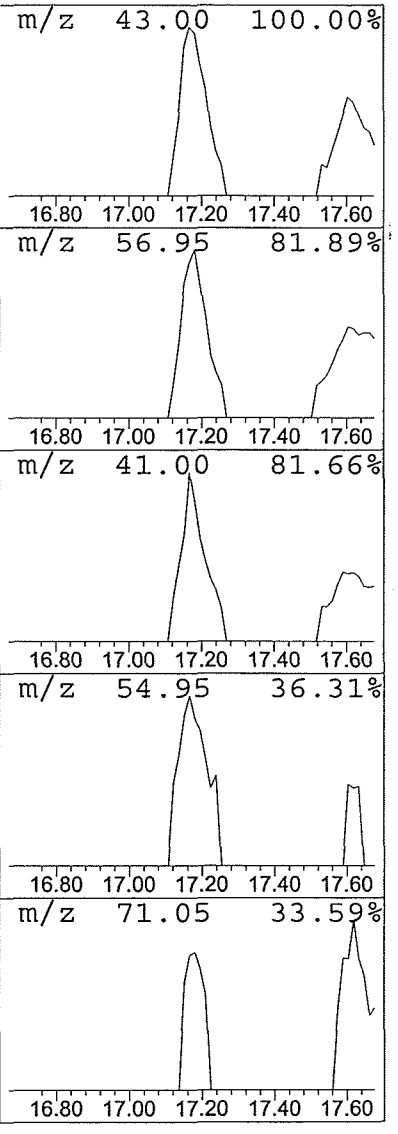

Library Search Compound Report

Data File : C:\HPCHEM\1\DATA\08-23-03\I6255.D Vial: 18
Acq On : 23 Aug 2003 18:22 Operator: DPEI
Sample : AISB-9B/12.5-13,07190-019,S,0.05g Inst : 5970 - In
Misc : WHITMAN/DEXTER_CHE,08/14/03,08/18/03 Multiplr: 1.00
MS Integration Params: LSCINT.P

Quant Method : C:\HPCHEM\1\METHODS\IME0818.M (RTE Integrator)
Title : VOLATILE ORGANICS BY EPA METHOD 8260B
Library : C:\DATABASE\NIST98.L

****

Peak Number 2 Unknown alkane Concentration Rank 7

R.T.	EstConc	Area	Relative to ISTD	R.T.
18.38	14.42 UG	267271	Chlorobenzene-d5	14.65

Hit# of 5	Tentative ID	MW	MolForm	CAS#	Qual
1	Heptane, 2,2,3,4,6,6-hexamethyl-	184	C13H28	062108-32-1	64
2	Aziridine, 2,2-dimethyl-	71	C4H9N	002658-24-4	9
3	1-Hexene, 5-methyl-	98	C7H14	003524-73-0	9
4	Pentane, 3-ethyl-2,2-dimethyl-	128	C9H20	016747-32-3	9

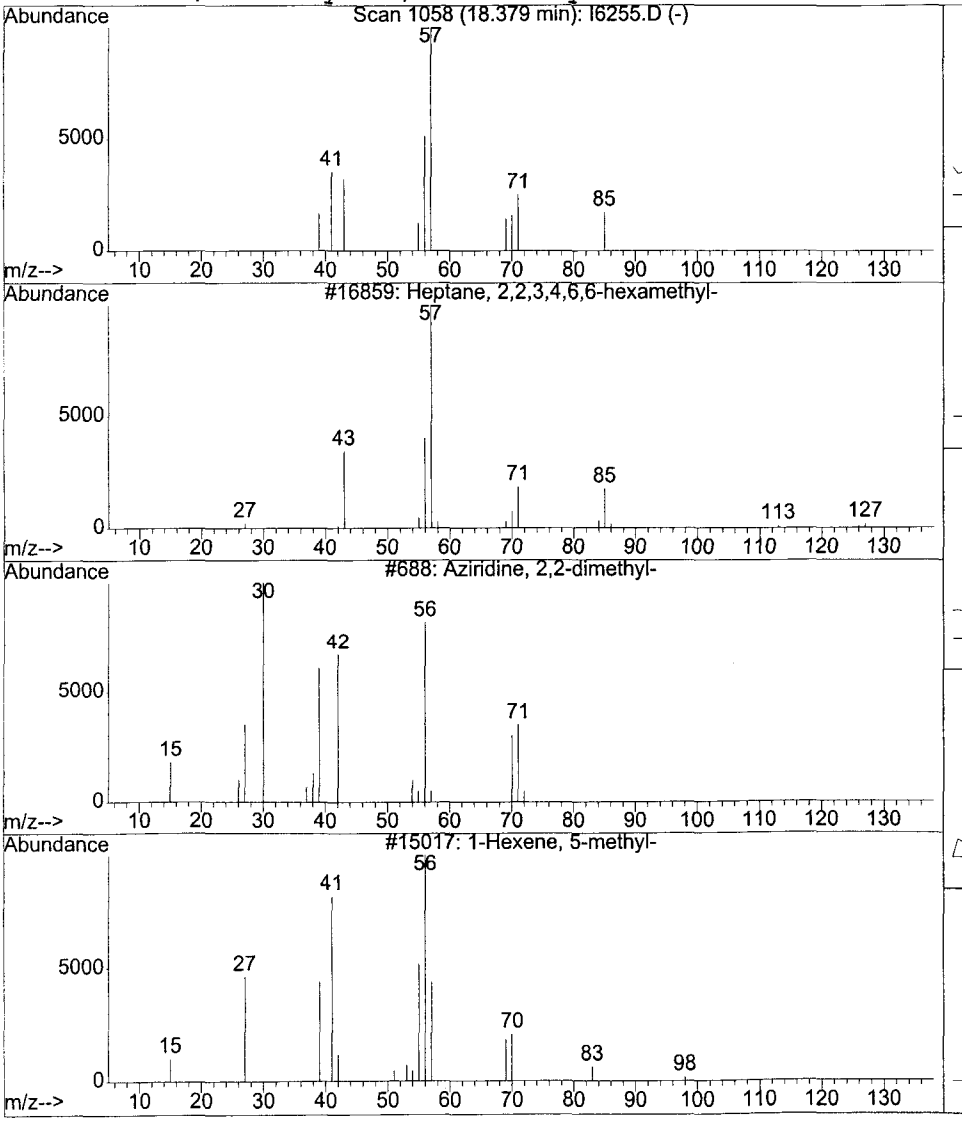

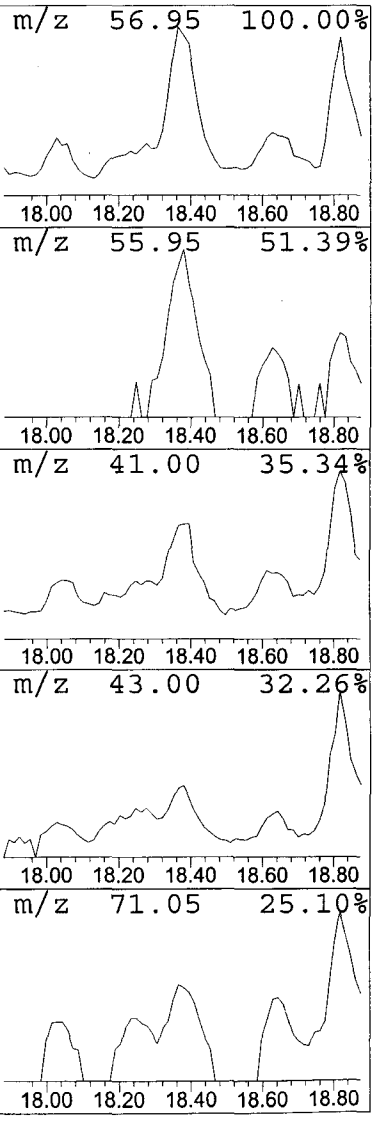

0290

Library Search Compound Report

Data File : C:\HPCHEM\1\DATA\08-23-03\I6255.D Vial: 18
Acq On : 23 Aug 2003 18:22 Operator: DPEI
Sample : AISB-9B/12.5-13,07190-019,S,0.05g Inst : 5970 - In
Misc : WHITMAN/DEXTER_CHE,08/14/03,08/18/03 Multiplr: 1.00
MS Integration Params: LSCINT.P

Quant Method : C:\HPCHEM\1\METHODS\IME0818.M (RTE Integrator)
Title : VOLATILE ORGANICS BY EPA METHOD 8260B
Library : C:\DATABASE\NIST98.L

****

Peak Number 3 Unknown alkane Concentration Rank 4

R.T.	EstConc	Area	Relative to ISTD	R.T.
18.82	17.34 UG	321536	Chlorobenzene-d5	14.65

Hit# of 5	Tentative ID	MW	MolForm	CAS#	Qual
1	Heptane, 2,4-dimethyl-	128	C9H20	002213-23-2	64
2	Butane, 2,2-dimethyl-	86	C6H14	000075-83-2	42
3	Butane, 2,2-dimethyl-	86	C6H14	000075-83-2	42
4	Octane, 2-methyl-	128	C9H20	003221-61-2	39

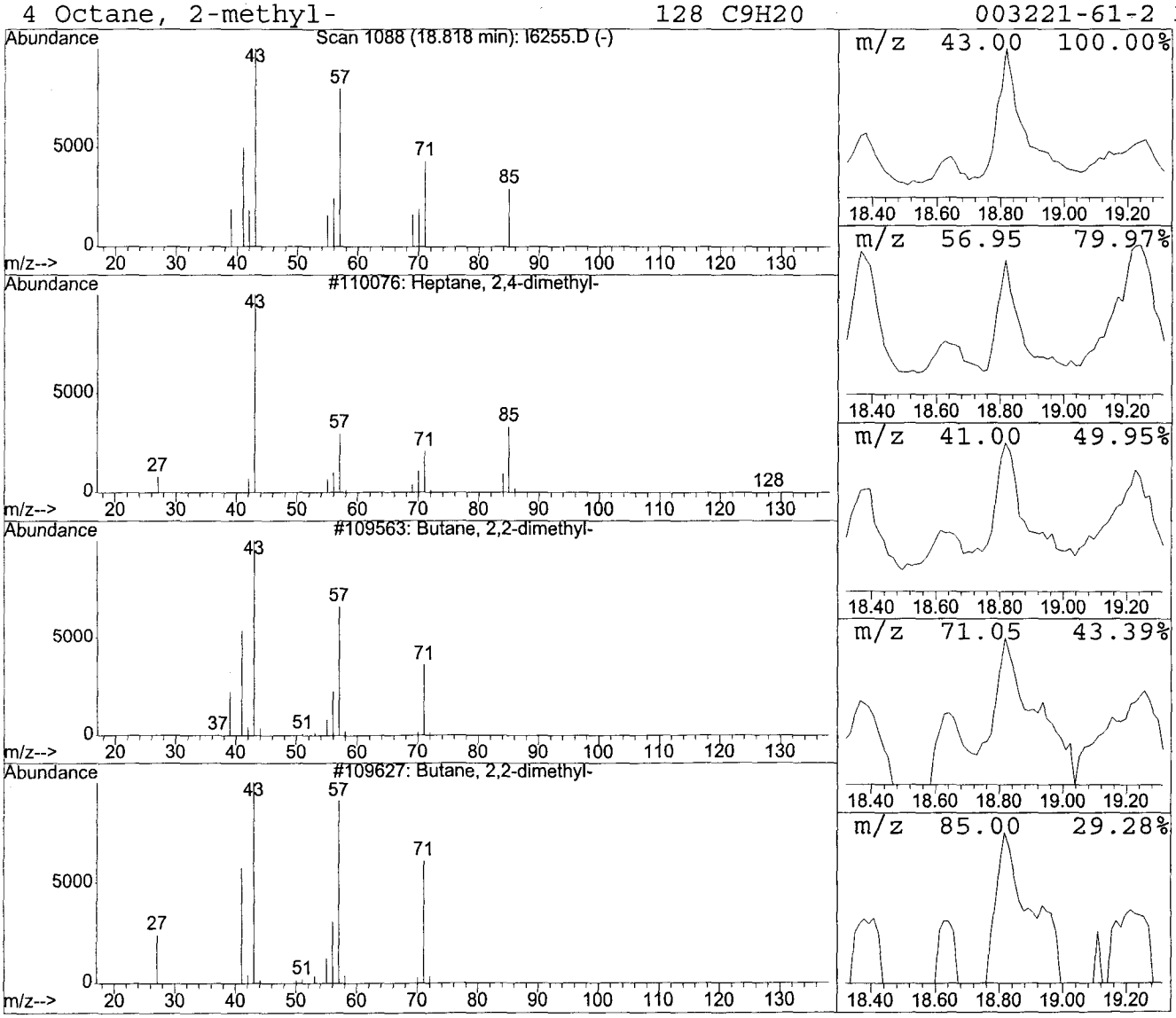

0291

Library Search Compound Report

Data File : C:\HPCHEM\1\DATA\08-23-03\I6255.D Vial: 18
Acq On : 23 Aug 2003 18:22 Operator: DPEI
Sample : AISB-9B/12.5-13,07190-019,S,0.05g Inst : 5970 - In
Misc : WHITMAN/DEXTER_CHE,08/14/03,08/18/03 Multiplr: 1.00
MS Integration Params: LSCINT.P

Quant Method : C:\HPCHEM\1\METHODS\IME0818.M (RTE Integrator)
Title : VOLATILE ORGANICS BY EPA METHOD 8260B
Library : C:\DATABASE\NIST98.L

****

Peak Number 4 Unknown alkane Concentration Rank 3

R.T.	EstConc	Area	Relative to ISTD	R.T.
19.21	18.81 UG	348614	Chlorobenzene-d5	14.65

Hit# of 5	Tentative ID	MW	MolForm	CAS#	Qual
1	Pentane, 2,2,3,4-tetramethyl-	128	C9H20	001186-53-4	32
2	Heptane, 2,2,3,4,6,6-hexamethyl-	184	C13H28	062108-32-1	25
3	Decane, 2,2,7-trimethyl-	184	C13H28	062237-99-4	17
4	Hexane, 2,2,5-trimethyl-	128	C9H20	003522-94-9	17

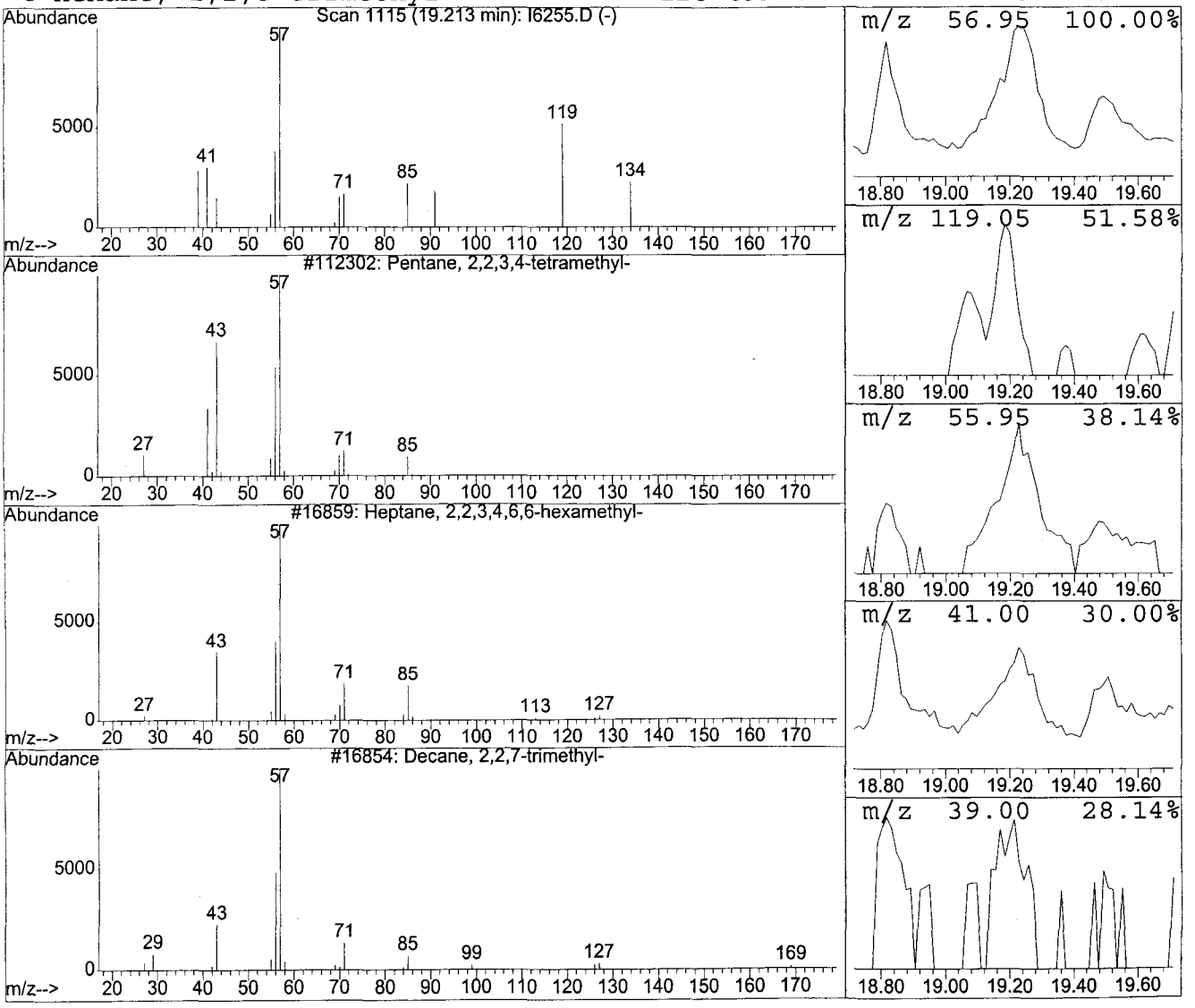

0292

Library Search Compound Report

Data File : C:\HPCHEM\1\DATA\08-23-03\I6255.D Vial: 18
Acq On : 23 Aug 2003 18:22 Operator: DPEI
Sample : AISB-9B/12.5-13,07190-019,S,0.05g Inst : 5970 - In
Misc : WHITMAN/DEXTER_CHE,08/14/03,08/18/03 Multiplr: 1.00
MS Integration Params: LSCINT.P

Quant Method : C:\HPCHEM\1\METHODS\IME0818.M (RTE Integrator)
Title : VOLATILE ORGANICS BY EPA METHOD 8260B
Library : C:\DATABASE\NIST98.L

****

Peak Number 5 Unknown alkane Concentration Rank 6

R.T.	EstConc	Area	Relative to ISTD	R.T.
19.51	16.82 UG	311846	Chlorobenzene-d5	14.65

Hit# of 5	Tentative ID	MW	MolForm	CAS#	Qual
1	1-Octene	112	C8H16	000111-66-0	27
2	Hexane, 2,4-dimethyl-	114	C8H18	000589-43-5	9
3	Butane, 2,2-dimethyl-	86	C6H14	000075-83-2	9
4	Butane, 2,2,3-trimethyl-	100	C7H16	000464-06-2	9

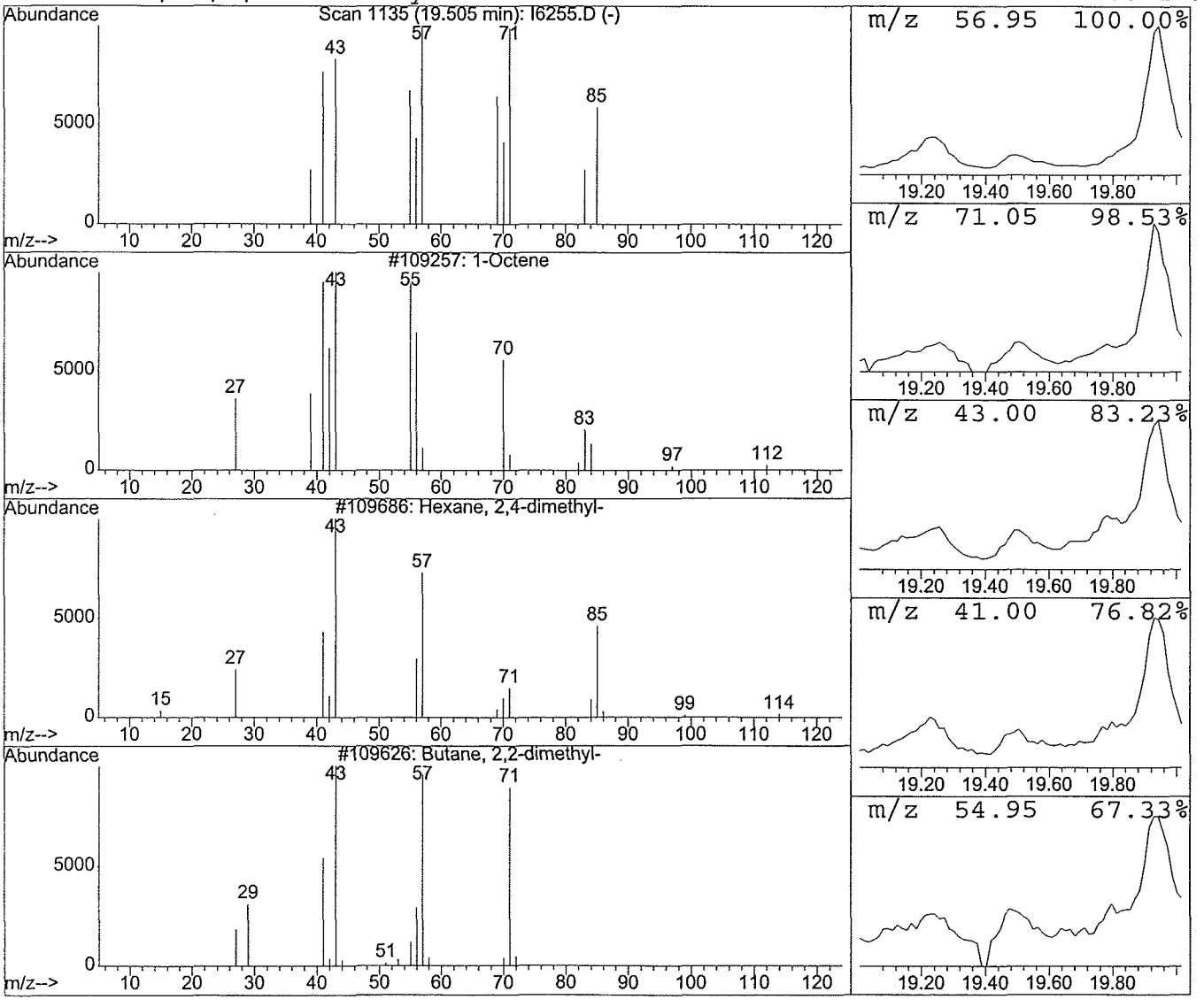

0293

Library Search Compound Report

Data File : C:\HPCHEM\1\DATA\08-23-03\I6255.D Vial: 18
Acq On : 23 Aug 2003 18:22 Operator: DPEI
Sample : AISB-9B/12.5-13,07190-019,S,0.05g Inst : 5970 - In
Misc : WHITMAN/DEXTER_CHE,08/14/03,08/18/03 Multiplr: 1.00
MS Integration Params: LSCINT.P

Quant Method : C:\HPCHEM\1\METHODS\IME0818.M (RTE Integrator)
Title : VOLATILE ORGANICS BY EPA METHOD 8260B
Library : C:\DATABASE\NIST98.L

****

Peak Number 6 Unknown aromatic Concentration Rank 5

R.T.	EstConc	Area	Relative to ISTD	R.T.
19.81	17.18 UG	318571	Chlorobenzene-d5	14.65

Hit# of 5	Tentative ID	MW	MolForm	CAS#	Qual
1	1,2,4-Triazolo[4,3-a]pyridine	119	C6H5N3	000274-80-6	9
2	Benzene, 2-ethyl-1,4-dimethyl-	134	C10H14	001758-88-9	9
3	Aziridine, 2,2-dimethyl-	71	C4H9N	002658-24-4	9
4	Butane, 2,2,3-trimethyl-	100	C7H16	000464-06-2	9

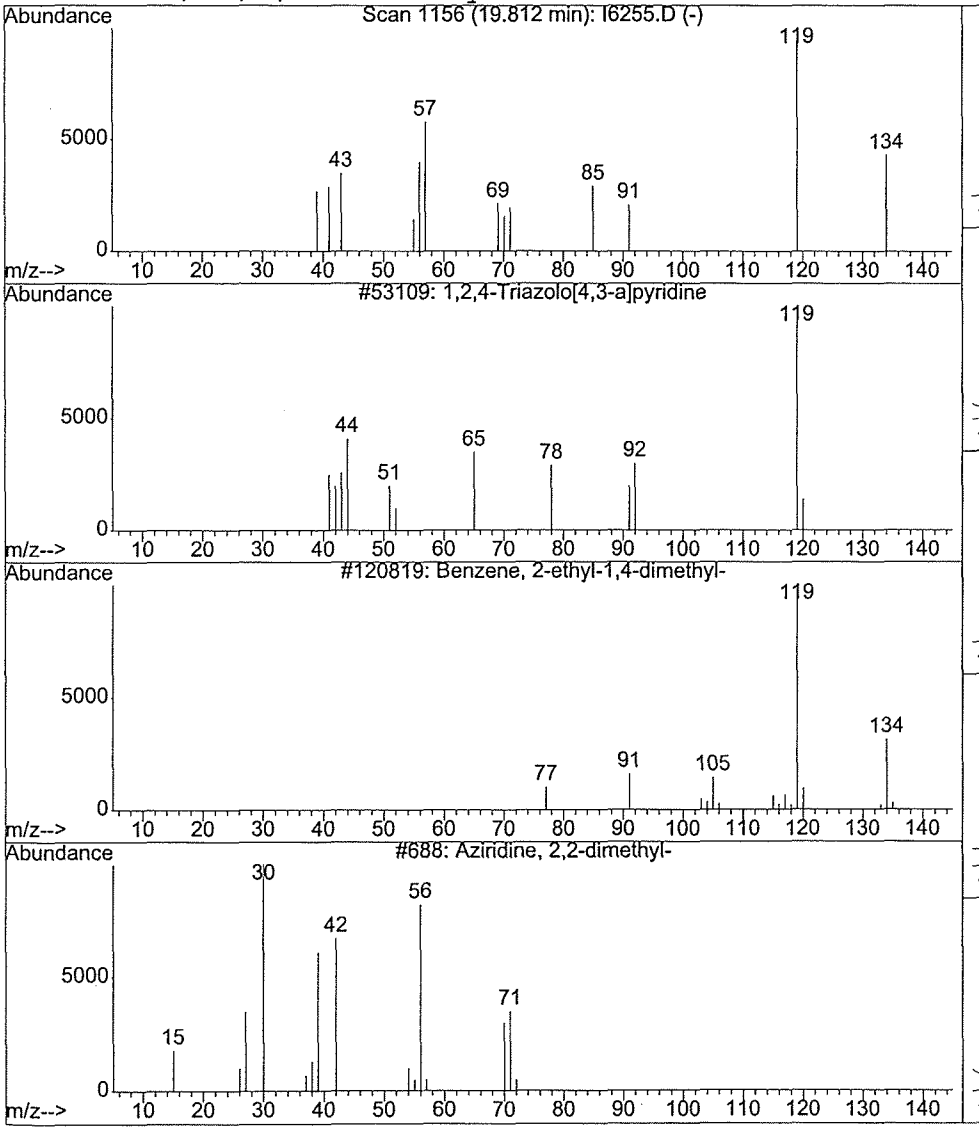

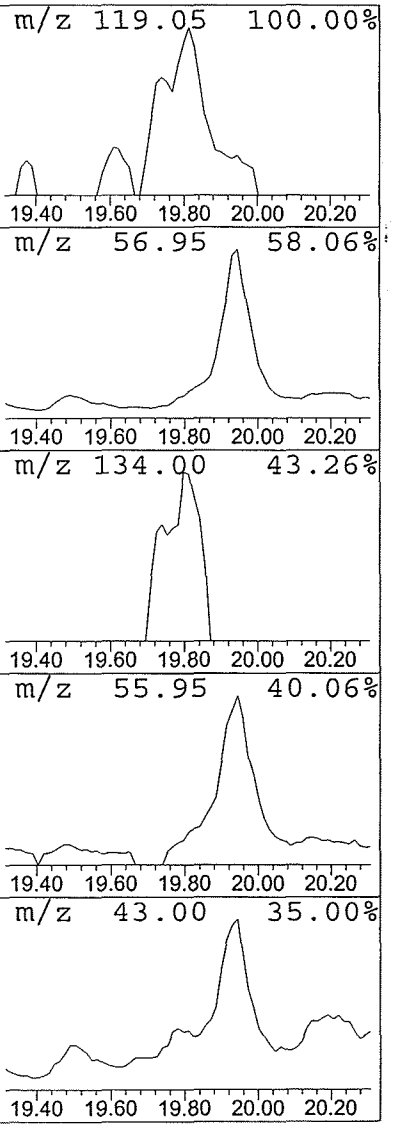

Library Search Compound Report

Data File : C:\HPCHEM\1\DATA\08-23-03\I6255.D Vial: 18
Acq On : 23 Aug 2003 18:22 Operator: DPEI
Sample : AISB-9B/12.5-13,07190-019,S,0.05g Inst : 5970 - In
Misc : WHITMAN/DEXTER_CHE,08/14/03,08/18/03 Multiplr: 1.00
MS Integration Params: LSCINT.P

Quant Method : C:\HPCHEM\1\METHODS\IME0818.M (RTE Integrator)
Title : VOLATILE ORGANICS BY EPA METHOD 8260B
Library : C:\DATABASE\NIST98.L

****

Peak Number 7 Unknown alkane Concentration Rank 1

R.T.	EstConc	Area	Relative to ISTD	R.T.
19.94	54.78 UG	1015480	Chlorobenzene-d5	14.65

Hit# of 5	Tentative ID	MW	MolForm	CAS#	Qual
1	Dodecane, 2,6,11-trimethyl-	212	C15H32	031295-56-4	83
2	Hexane, 2,2,5,5-tetramethyl-	142	C10H22	001071-81-4	59
3	Undecane, 2,6-dimethyl-	184	C13H28	017301-23-4	59
4	Undecane, 3,6-dimethyl-	184	C13H28	017301-28-9	59

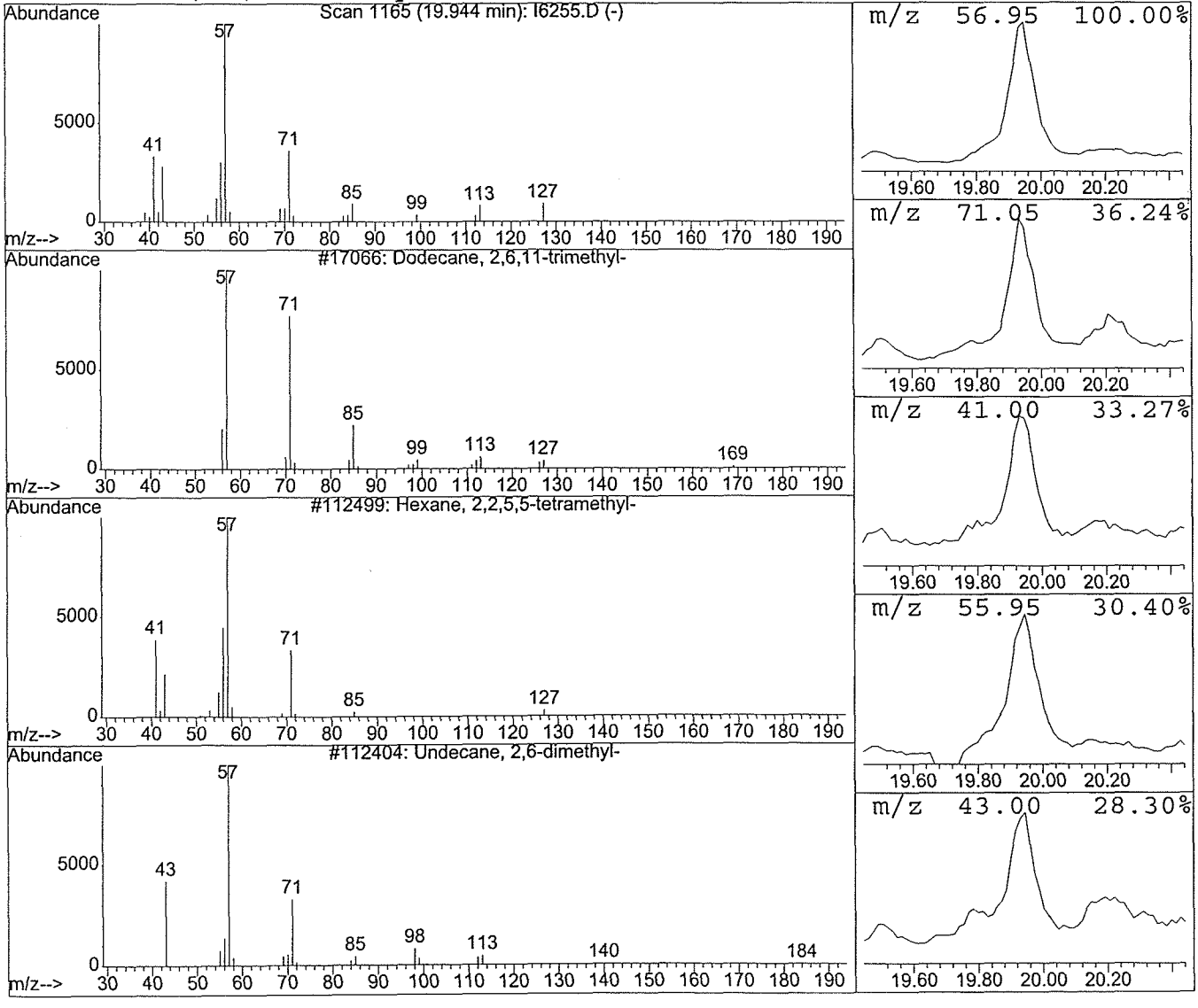

0295

Library Search Compound Report

Data File : C:\HPCHEM\1\DATA\08-23-03\I6255.D Vial: 18
Acq On : 23 Aug 2003 18:22 Operator: DPEI
Sample : AISB-9B/12.5-13,07190-019,S,0.05g Inst : 5970 - In
Misc : WHITMAN/DEXTER_CHE,08/14/03,08/18/03 Multiplr: 1.00
MS Integration Params: LSCINT.P

Quant Method : C:\HPCHEM\1\METHODS\IME0818.M (RTE Integrator)
Title : VOLATILE ORGANICS BY EPA METHOD 8260B
Library : C:\DATABASE\NIST98.L

****

Peak Number 8 Unknown alkane Concentration Rank 10

R.T.	EstConc	Area	Relative to ISTD	R.T.
21.43	10.20 UG	189056	Chlorobenzene-d5	14.65

Hit# of 5	Tentative ID	MW	MolForm	CAS#	Qual
1	Heptane, 2,2,3,4,6,6-hexamethyl-	184	C13H28	062108-32-1	9
2	5-Amino-2H-tetrazole	85	CH3N5	1000224-39-1	4
3	Cyclobutanone, oxime	85	C4H7NO	002972-05-6	4
4	Azetidine, 2-methyl-	71	C4H9N	019812-49-8	4

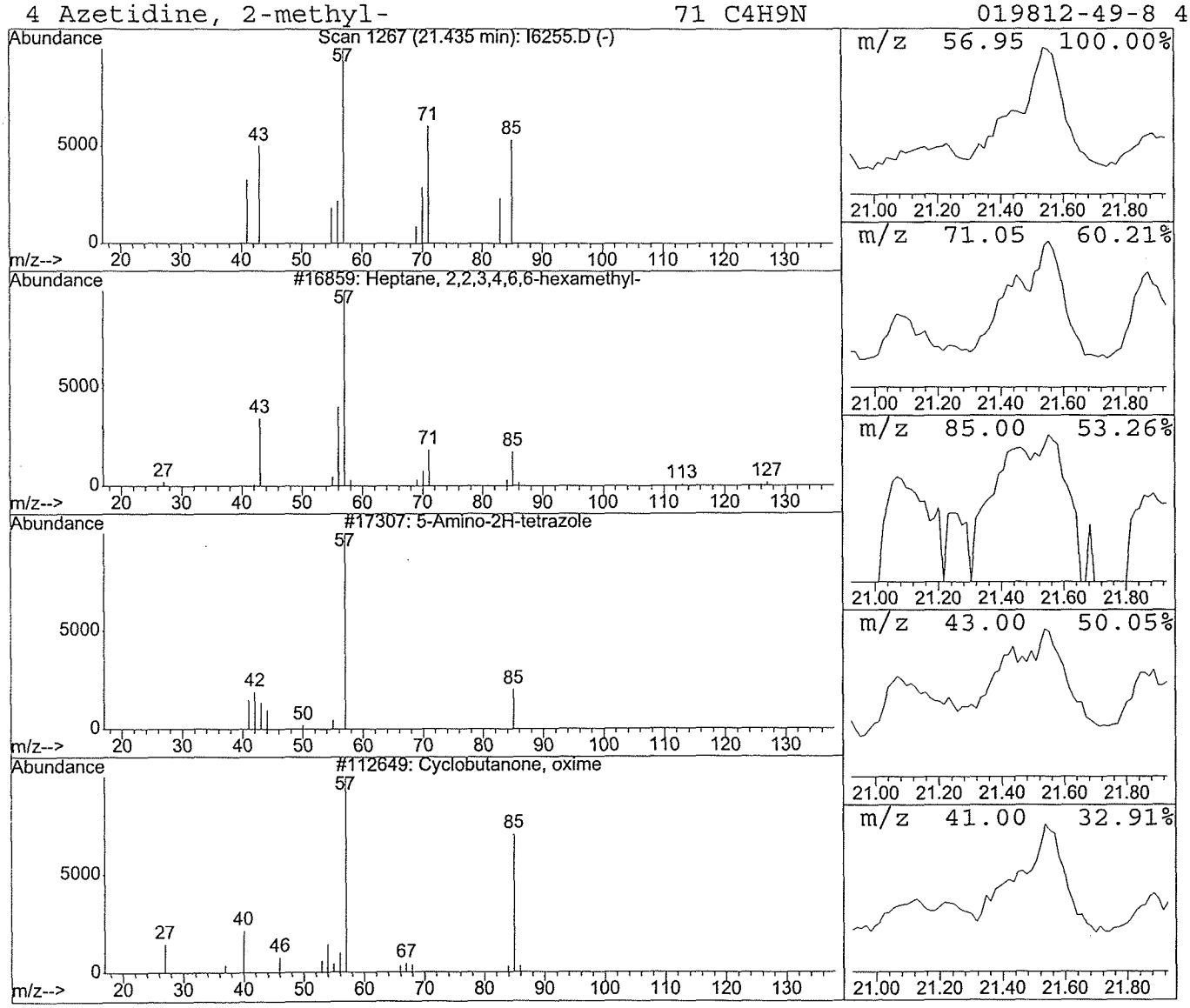

0296

Library Search Compound Report

Data File : C:\HPCHEM\1\DATA\08-23-03\I6255.D Vial: 18
Acq On : 23 Aug 2003 18:22 Operator: DPEI
Sample : AISB-9B/12.5-13,07190-019,S,0.05g Inst : 5970 - In
Misc : WHITMAN/DEXTER_CHE,08/14/03,08/18/03 Multiplr: 1.00
MS Integration Params: LSCINT.P

Quant Method : C:\HPCHEM\1\METHODS\IME0818.M (RTE Integrator)
Title : VOLATILE ORGANICS BY EPA METHOD 8260B
Library : C:\DATABASE\NIST98.L

****

Peak Number 9 Unknown alkane Concentration Rank 2

R.T.	EstConc	Area	Relative to ISTD	R.T.
21.55	21.35 UG	395847	Chlorobenzene-d5	14.65

Hit# of 5	Tentative ID	MW	MolForm	CAS#	Qual
1	Hexane, 2,2,5,5-tetramethyl-	142	C10H22	001071-81-4	42
2	Heptane, 2,3,6-trimethyl-	142	C10H22	004032-93-3	36
3	Octane, 1,1'-oxybis-	242	C16H34O	000629-82-3	36
4	1-Isobutoxy-2-ethylhexane	186	C12H26O	1000139-90-3	9

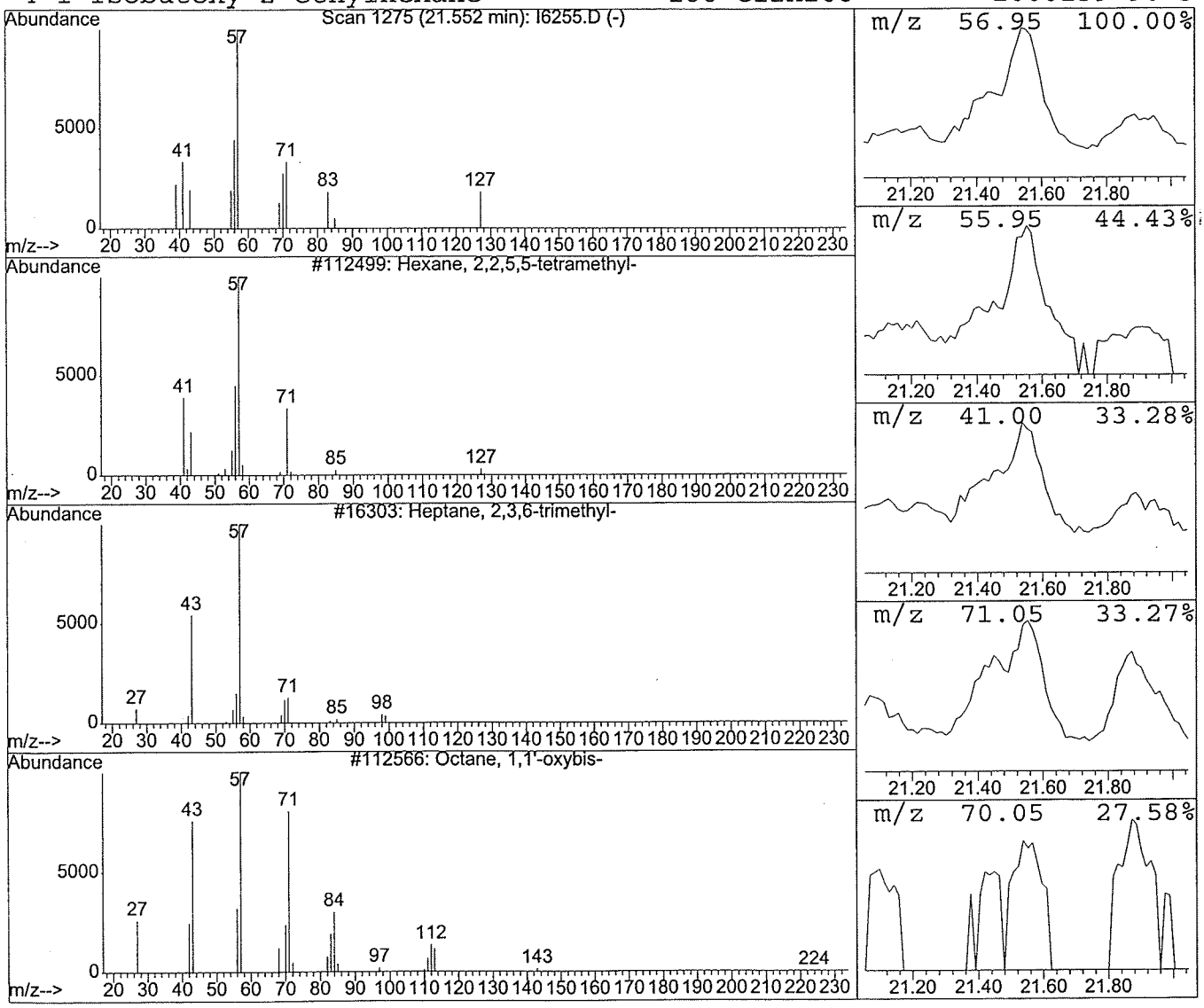

0297

Library Search Compound Report

Data File : C:\HPCHEM\1\DATA\08-23-03\I6255.D Vial: 18
Acq On : 23 Aug 2003 18:22 Operator: DPEI
Sample : AISB-9B/12.5-13,07190-019,S,0.05g Inst : 5970 - In
Misc : WHITMAN/DEXTER_CHE,08/14/03,08/18/03 Multiplr: 1.00
MS Integration Params: LSCINT.P

Quant Method : C:\HPCHEM\1\METHODS\IME0818.M (RTE Integrator)
Title : VOLATILE ORGANICS BY EPA METHOD 8260B
Library : C:\DATABASE\NIST98.L

****

Peak Number 10 Butane, 2,2-dimethyl- Concentration Rank 9

R.T.	EstConc	Area	Relative to ISTD	R.T.
22.96	10.63 UG	197135	Chlorobenzene-d5	14.65

Hit# of 5	Tentative ID	MW	MolForm	CAS#	Qual
1	Butane, 2,2-dimethyl-	86	C6H14	000075-83-2	42
2	Butane, 2,2-dimethyl-	86	C6H14	000075-83-2	36
3	Butane, 2,2-dimethyl-	86	C6H14	000075-83-2	36
4	Azetidine, 1-methyl-	71	C4H9N	004923-79-9	9

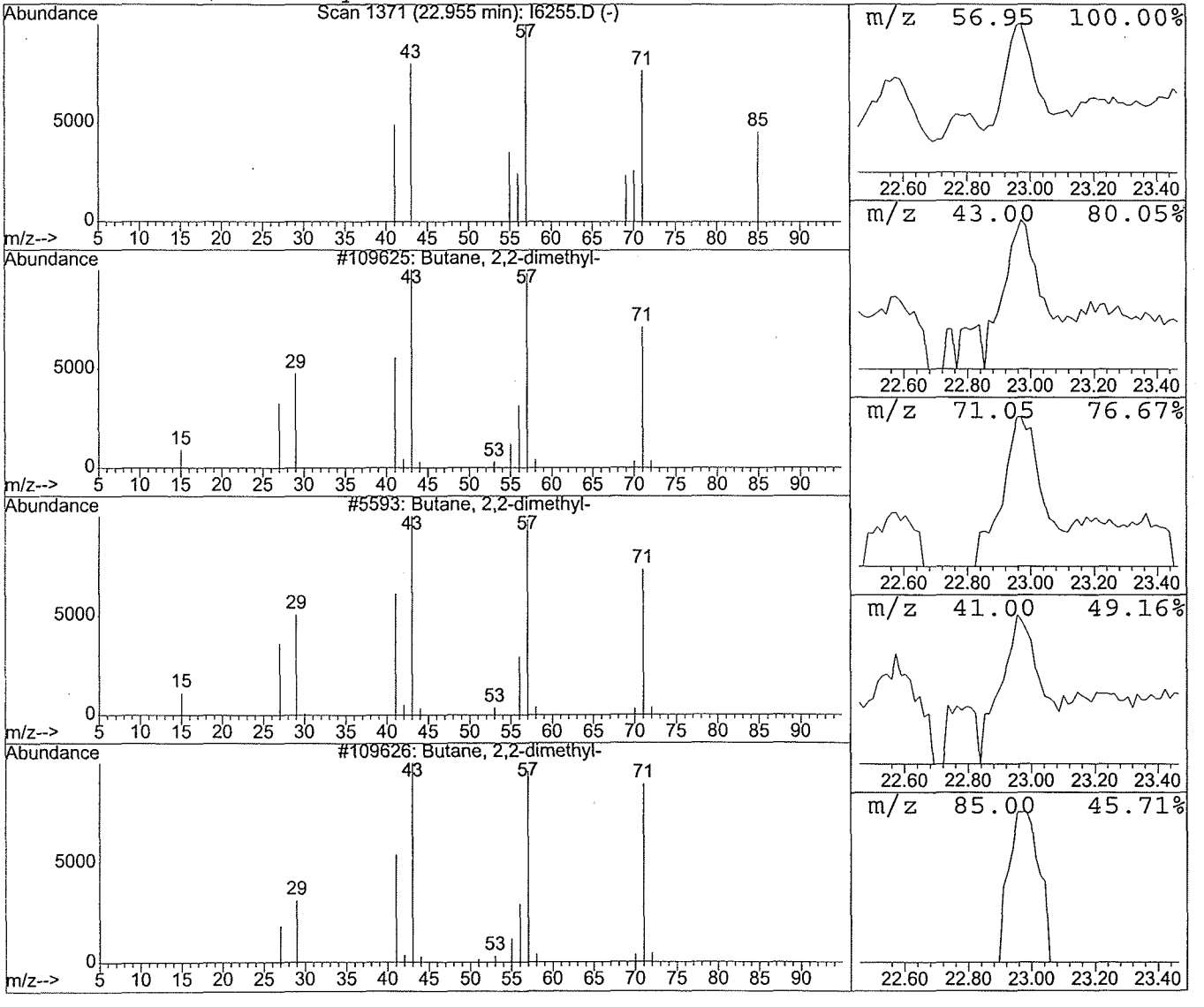

0298

Quantitation Report (QT Reviewed)

Data File : C:\HPCHEM\1\DATA\08-18-03\I6107.D Vial: 6
Acq On : 18 Aug 2003 14:16 Operator: DPEI
Sample : BLK,METHOD_BLK,S,0.1g,0 Inst : 5970 - In
Misc : NA,NA,NA Multiplr: 1.00
MS Integration Params: rteint.p
Quant Time: Aug 18 14:51 2003 Quant Results File: IME0818.RES

Quant Method : C:\HPCHEM\1\METHODS\IME0818.M (RTE Integrator)
Title : VOLATILE ORGANICS BY EPA METHOD 8260B
Last Update : Mon Aug 18 14:16:59 2003
Response via : Initial Calibration
DataAcq Meth : VOAI

Internal Standards	R.T.	QIon	Response	Conc	Units	Dev(Min)
1) Pentafluorobenzene	9.39	168	448228	50.00	UG	0.00
31) 1,4-Difluorobenzene	10.47	114	472246	50.00	UG	0.01
50) Chlorobenzene-d5	14.82	117	419160	50.00	UG	0.02
System Monitoring Compounds						
30) 1,2-Dichloroethane-d4	9.82	65	174674	44.70	UG	0.01
Spiked Amount 50.000	Range 36 - 115		Recovery = 89.40%			
41) Toluene-d8	12.66	98	435199	50.65	UG	0.01
Spiked Amount 50.000	Range 35 - 117		Recovery = 101.30%			
59) Bromofluorobenzene	16.62	95	270917	44.38	UG	0.04
Spiked Amount 50.000	Range 47 - 115		Recovery = 88.76%			

Target Compounds Qvalue

(#) = qualifier out of range (m) = manual integration

Quantitation Report

Data File : C:\HPCHEM\1\DATA\08-18-03\I6107.D Vial: 6
Acq On : 18 Aug 2003 14:16 Operator: DPEI
Sample : BLK,METHOD_BLK,S,0.1g,0 Inst : 5970 - In
Misc : NA,NA,NA Multiplr: 1.00
MS Integration Params: rteint.p
Quant Time: Aug 18 14:51 2003 Quant Results File: IME0818.RES

Method : C:\HPCHEM\1\METHODS\IME0818.M (RTE Integrator)
Title : VOLATILE ORGANICS BY EPA METHOD 8260B
Last Update : Mon Aug 18 14:16:59 2003
Response via : Initial Calibration



0300

LSC Area Percent Report

Data File : C:\HPCHEM\1\DATA\08-18-03\I6107.D Vial: 6
Acq On : 18 Aug 2003 14:16 Operator: DPEI
Sample : BLK,METHOD_BLK,S,0.1g,0 Inst : 5970 - In
Misc : NA,NA,NA Multiplr: 1.00
MS Integration Params: LSCINT.P

Method : C:\HPCHEM\1\METHODS\IME0818.M (RTE Integrator)
Title : VOLATILE ORGANICS BY EPA METHOD 8260B
Smoothing : OFF Filtering: 5
Sampling : 1 Min Area: 1 % of largest Peak
Start Thrs: 0.2 Max Peaks: 100
Stop Thrs : 0 Peak Location: TOP

If leading or trailing edge < 100 prefer < Baseline drop else tangent >
Peak separation: 5

Signal : TIC

peak #	R.T. min	first scan	max scan	last scan	PK TY	peak height	corr. area	corr. % max.	% of total
1	9.388	413	420	439	rBV	152771	1097242	92.84%	18.414%
2	9.834	443	449	464	rBB	56929	424839	35.95%	7.130%
3	10.466	484	490	509	rBB	150462	950632	80.44%	15.953%
4	12.655	626	632	647	rBV	193978	1133075	95.87%	19.015%
5	14.816	767	772	786	rBB2	217731	1181861	100.00%	19.834%
6	16.617	884	889	902	rBB	221138	1171122	99.09%	19.654%

Sum of corrected areas: 5958771

I6107.D IME0818.M Mon Aug 18 14:52:05 2003 MSD_I

LSC Report - Integrated Chromatogram

File : C:\HPCHEM\1\DATA\08-18-03\I6107.D
Operator : DPEI
Acquired : 18 Aug 2003 14:16 using AcqMethod VOAI
Instrument : 5970 - In
Sample Name: BLK,METHOD_BLK,S,0.1g,0
Misc Info : NA,NA,NA
Vial Number: 6
Quant File :IME0818.RES (RTE Integrator)

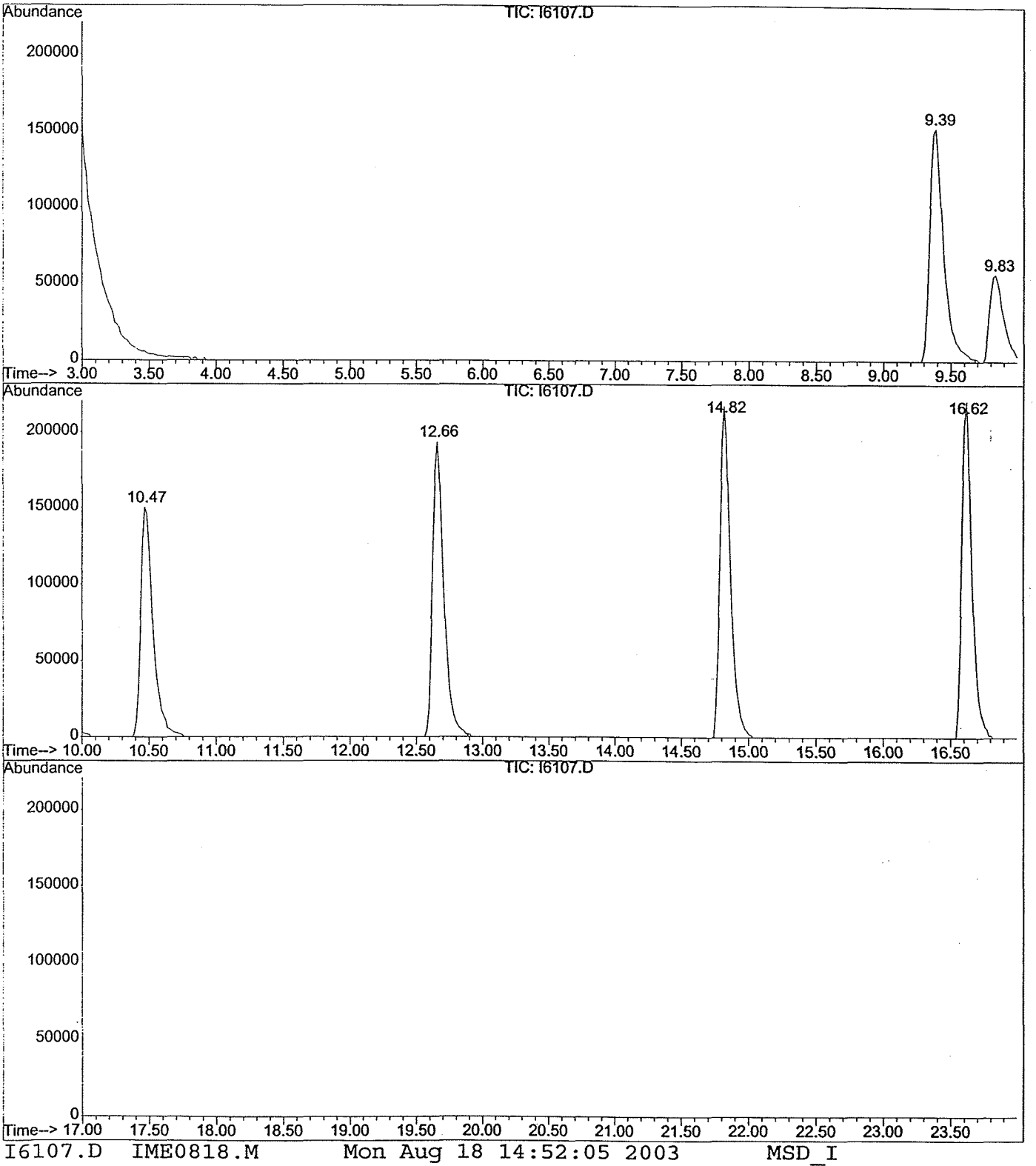

I6107.D IME0818.M Mon Aug 18 14:52:05 2003 MSD_I

Quantitation Report (QT Reviewed)

Data File : C:\HPCHEM\1\DATA\08-19-03\I6152.D Vial: 2
Acq On : 19 Aug 2003 13:56 Operator: DPEI
Sample : BLK,METHOD_BLK,S,0.1g,0 Inst : 5970 - In
Misc : NA,NA,NA Multiplr: 1.00
MS Integration Params: rteint.p
Quant Time: Aug 19 15:47 2003 Quant Results File: IME0818.RES

Quant Method : C:\HPCHEM\1\METHODS\IME0818.M (RTE Integrator)
Title : VOLATILE ORGANICS BY EPA METHOD 8260B
Last Update : Mon Aug 18 14:16:59 2003
Response via : Initial Calibration
DataAcq Meth : VOAI

Internal Standards	R.T.	QIon	Response	Conc	Units	Dev(Min)
1) Pentafluorobenzene	9.41	168	427678	50.00	UG	0.04
31) 1,4-Difluorobenzene	10.51	114	476487	50.00	UG	0.06
50) Chlorobenzene-d5	14.84	117	413715	50.00	UG	0.04
System Monitoring Compounds						
30) 1,2-Dichloroethane-d4	9.85	65	167205	44.84	UG	0.05
Spiked Amount 50.000	Range 36 - 115		Recovery = 89.68%			
41) Toluene-d8	12.68	98	430739	49.68	UG	0.03
Spiked Amount 50.000	Range 35 - 117		Recovery = 99.36%			
59) Bromofluorobenzene	16.62	95	263274	43.70	UG	0.04
Spiked Amount 50.000	Range 47 - 115		Recovery = 87.40%			

Target Compounds Qvalue

(#) = qualifier out of range (m) = manual integration

Quantitation Report

Data File : C:\HPCHEM\1\DATA\08-19-03\I6152.D Vial: 2
Acq On : 19 Aug 2003 13:56 Operator: DPEI
Sample : BLK,METHOD_BLK,S,0.1g,0 Inst : 5970 - In
Misc : NA,NA,NA Multiplr: 1.00
MS Integration Params: rteint.p
Quant Time: Aug 19 15:47 2003 Quant Results File: IME0818.RES

Method : C:\HPCHEM\1\METHODS\IME0818.M (RTE Integrator)
Title : VOLATILE ORGANICS BY EPA METHOD 8260B
Last Update : Mon Aug 18 14:16:59 2003
Response via : Initial Calibration



0304

LSC Area Percent Report

Data File : C:\HPCHEM\1\DATA\08-19-03\I6152.D Vial: 2
Acq On : 19 Aug 2003 13:56 Operator: DPEI
Sample : BLK,METHOD_BLK,S,0.1g,0 Inst : 5970 - In
Misc : NA,NA,NA Multiplr: 1.00
MS Integration Params: LSCINT.P

Method : C:\HPCHEM\1\METHODS\IME0818.M (RTE Integrator)
Title : VOLATILE ORGANICS BY EPA METHOD 8260B
Smoothing : OFF Filtering: 5
Sampling : 1 Min Area: 1 % of largest Peak
Start Thrs: 0.2 Max Peaks: 100
Stop Thrs : 0 Peak Location: TOP

If leading or trailing edge < 100 prefer < Baseline drop else tangent >
Peak separation: 5

Signal : TIC

peak #	R.T. min	first scan	max scan	last scan	PK TY	peak height	corr. area	corr. % max.	% of total
1	9.414	437	444	467	rBB2	130484	1026563	88.16%	17.799%
2	9.854	468	474	490	rBB	53506	401484	34.48%	6.961%
3	10.498	512	518	540	rBB2	138184	922680	79.24%	15.998%
4	12.675	658	663	681	rBB	176441	1119299	96.12%	19.407%
5	14.836	798	803	817	rBB2	205321	1133018	97.30%	19.645%
6	16.622	914	919	932	rBB	222099	1164448	100.00%	20.190%

Sum of corrected areas: 5767492

I6152.D IME0818.M Tue Aug 19 15:47:50 2003 MSD_I

LSC Report - Integrated Chromatogram

File : C:\HPCHEM\1\DATA\08-19-03\I6152.D
Operator : DPEI
Acquired : 19 Aug 2003 13:56 using AcqMethod VOAI
Instrument : 5970 - In
Sample Name: BLK,METHOD_BLK,S,0.1g,0
Misc Info : NA,NA,NA
Vial Number: 2
Quant File :IME0818.RES (RTE Integrator)

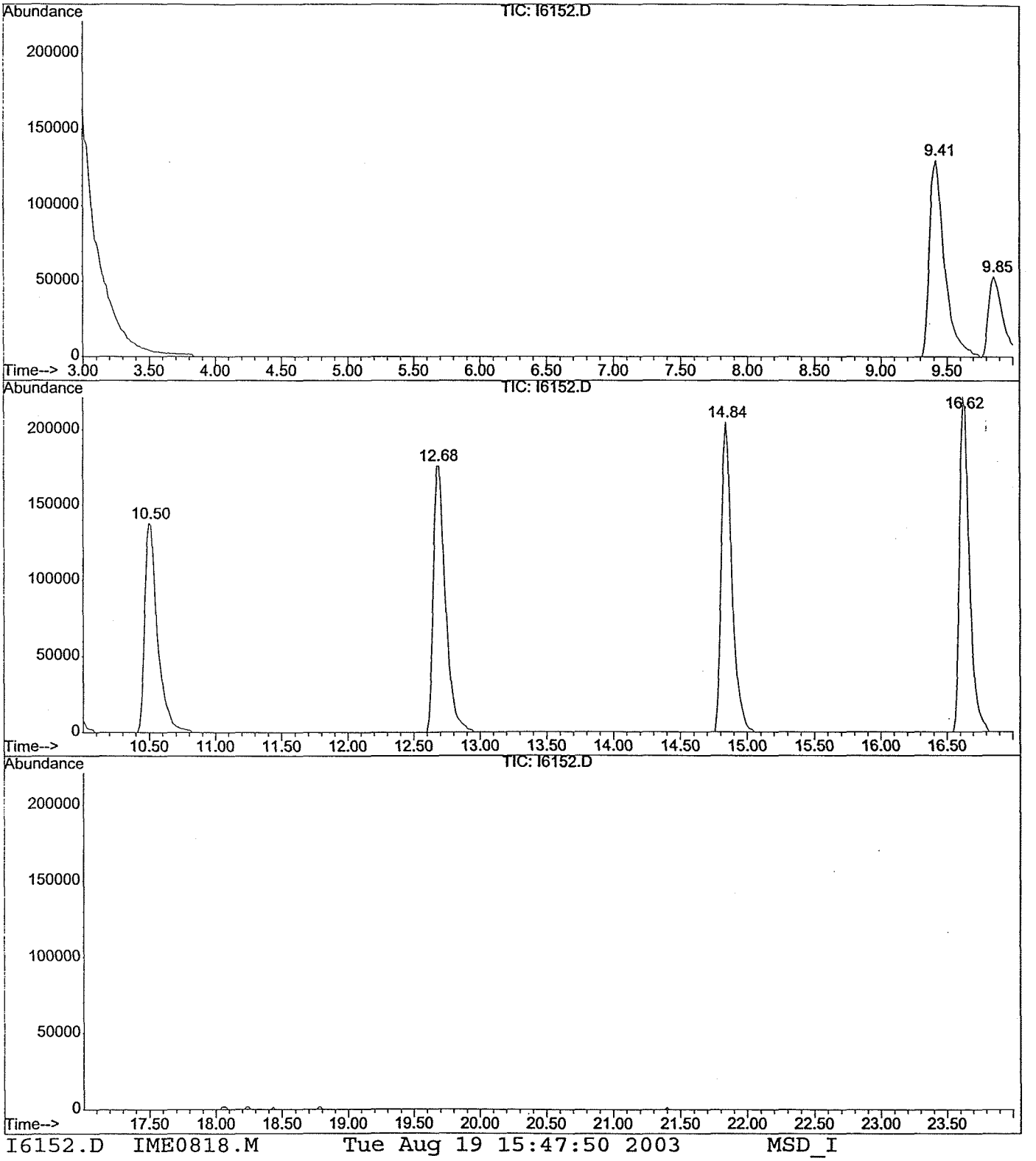

I6152.D IME0818.M Tue Aug 19 15:47:50 2003 MSD_I

Quantitation Report (QT Reviewed)

Data File : C:\HPCHEM\1\DATA\08-23-03\I6240.D Vial: 3
Acq On : 23 Aug 2003 10:46 Operator: DPEI
Sample : BLK,METHOD_BLK,S,0.1g,0 Inst : 5970 - In
Misc : NA,NA,NA Multiplr: 1.00
MS Integration Params: rteint.p
Quant Time: Aug 23 11:15 2003 Quant Results File: IME0818.RES

Quant Method : C:\HPCHEM\1\METHODS\IME0818.M (RTE Integrator)
Title : VOLATILE ORGANICS BY EPA METHOD 8260B
Last Update : Mon Aug 18 14:16:59 2003
Response via : Initial Calibration
DataAcq Meth : VOAI

Internal Standards	R.T.	QIon	Response	Conc	Units	Dev(Min)
1) Pentafluorobenzene	9.39	168	391786	50.00	UG	0.01
31) 1,4-Difluorobenzene	10.50	114	445492	50.00	UG	0.04
50) Chlorobenzene-d5	14.81	117	365907	50.00	UG	0.02
System Monitoring Compounds						
30) 1,2-Dichloroethane-d4	9.84	65	198681	58.17	UG	0.03
Spiked Amount 50.000	Range 36 - 115		Recovery = 116.34%#			
41) Toluene-d8	12.68	98	394978	48.73	UG	0.03
Spiked Amount 50.000	Range 35 - 117		Recovery = 97.46%			
59) Bromofluorobenzene	16.60	95	280360	52.62	UG	0.03
Spiked Amount 50.000	Range 47 - 115		Recovery = 105.24%			

Target Compounds Qvalue

(#) = qualifier out of range (m) = manual integration

Quantitation Report

Data File : C:\HPCHEM\1\DATA\08-23-03\I6240.D Vial: 3
Acq On : 23 Aug 2003 10:46 Operator: DPEI
Sample : BLK,METHOD_BLK,S,0.1g,0 Inst : 5970 - In
Misc : NA,NA,NA Multiplr: 1.00
MS Integration Params: rteint.p
Quant Time: Aug 23 11:15 2003 Quant Results File: IME0818.RES

Method : C:\HPCHEM\1\METHODS\IME0818.M (RTE Integrator)
Title : VOLATILE ORGANICS BY EPA METHOD 8260B
Last Update : Mon Aug 18 14:16:59 2003
Response via : Initial Calibration



0308

LSC Area Percent Report

Data File : C:\HPCHEM\1\DATA\08-23-03\I6240.D Vial: 3
Acq On : 23 Aug 2003 10:46 Operator: DPEI
Sample : BLK,METHOD_BLK,S,0.1g,0 Inst : 5970 - In
Misc : NA,NA,NA Multiplr: 1.00
MS Integration Params: LSCINT.P

Method : C:\HPCHEM\1\METHODS\IME0818.M (RTE Integrator)
Title : VOLATILE ORGANICS BY EPA METHOD 8260B
Smoothing : OFF Filtering: 5
Sampling : 1 Min Area: 1 % of largest Peak
Start Thrs: 0.2 Max Peaks: 100
Stop Thrs : 0 Peak Location: TOP

If leading or trailing edge < 100 prefer < Baseline drop else tangent >
Peak separation: 5

Signal : TIC

peak #	R.T. min	first scan	max scan	last scan	PK TY	peak height	corr. area	corr. % max.	% of total
1	9.389	414	421	444	rBV	100070	977789	81.34%	17.172%
2	9.836	444	450	463	rVB2	54711	424078	35.28%	7.448%
3	10.497	486	493	515	rBV	107774	870330	72.40%	15.285%
4	12.662	628	634	654	rBB	150645	1064960	88.60%	18.703%
5	14.814	769	774	789	rBB	182974	1154805	96.07%	20.281%
6	16.605	884	890	903	rBB	212287	1202037	100.00%	21.111%

Sum of corrected areas: 5693999

I6240.D IME0818.M Sat Aug 23 11:15:54 2003 MSD_I

LSC Report - Integrated Chromatogram

File : C:\HPCHEM\1\DATA\08-23-03\I6240.D
Operator : DPEI
Acquired : 23 Aug 2003 10:46 using AcqMethod VOAI
Instrument : 5970 - In
Sample Name: BLK,METHOD_BLK,S,0.1g,0
Misc Info : NA,NA,NA
Vial Number: 3
Quant File :IME0818.RES (RTE Integrator)

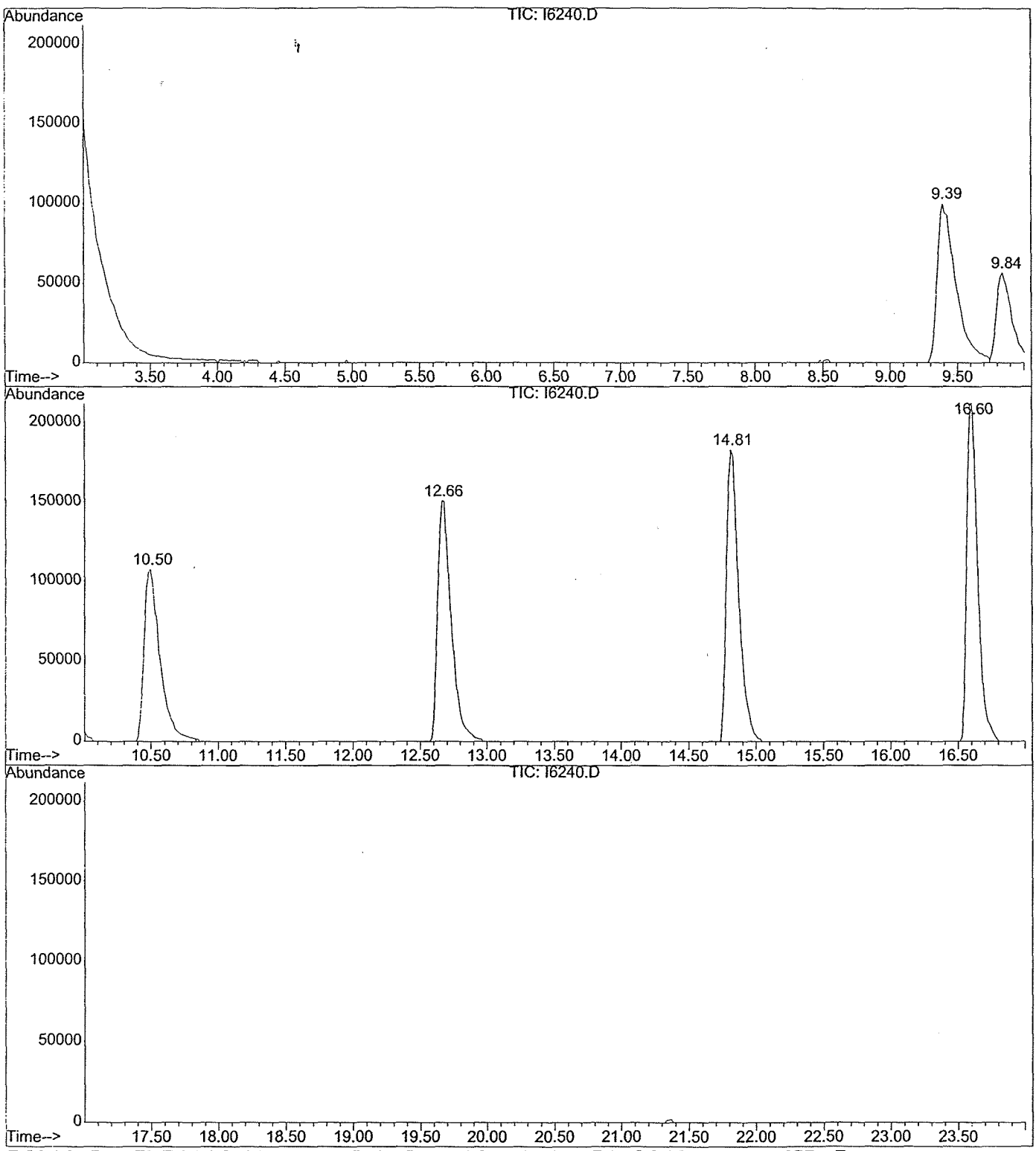

I6240.D IME0818.M Sat Aug 23 11:15:54 2003 MSD_I

Quantitation Report (QT Reviewed)

Data File : C:\HPCHEM\1\DATA\08-25-03\I6263.D Vial: 3
Acq On : 25 Aug 2003 11:47 Operator: DPEI
Sample : BLK,METHOD_BLK,S,5g,0 Inst : 5970 - In
Misc : NA,NA,NA Multiplr: 1.00
MS Integration Params: rteint.p
Quant Time: Aug 25 12:30 2003 Quant Results File: ISO0815.RES

Quant Method : C:\HPCHEM\1\METHODS\ISO0815.M (RTE Integrator)
Title : VOLATILE ORGANICS BY EPA METHOD 8260B
Last Update : Sat Aug 16 08:14:07 2003
Response via : Initial Calibration
DataAcq Meth : VOAI

Internal Standards	R.T.	QIon	Response	Conc	Units	Dev(Min)
1) Pentafluorobenzene	9.39	168	238058	50.00	UG	-0.04
31) 1,4-Difluorobenzene	10.48	114	263743	50.00	UG	-0.02
50) Chlorobenzene-d5	14.83	117	216566	50.00	UG	-0.03
System Monitoring Compounds						
30) 1,2-Dichloroethane-d4	9.82	65	97033	56.85	UG	-0.04
Spiked Amount 50.000	Range 36 - 115		Recovery = 113.70%			
41) Toluene-d8	12.67	98	232539	49.30	UG	-0.02
Spiked Amount 50.000	Range 35 - 117		Recovery = 98.60%			
59) Bromofluorobenzene	16.63	95	155301	51.75	UG	-0.01
Spiked Amount 50.000	Range 47 - 115		Recovery = 103.50%			

Target Compounds Qvalue

(#) = qualifier out of range (m) = manual integration

Quantitation Report

Data File : C:\HPCHEM\1\DATA\08-25-03\I6263.D Vial: 3
Acq On : 25 Aug 2003 11:47 Operator: DPEI
Sample : BLK,METHOD_BLK,S,5g,0 Inst : 5970 - In
Misc : NA,NA,NA Multiplr: 1.00
MS Integration Params: rteint.p
Quant Time: Aug 25 12:30 2003 Quant Results File: ISO0815.RES

Method : C:\HPCHEM\1\METHODS\ISO0815.M (RTE Integrator)
Title : VOLATILE ORGANICS BY EPA METHOD 8260B
Last Update : Sat Aug 16 08:14:07 2003
Response via : Initial Calibration

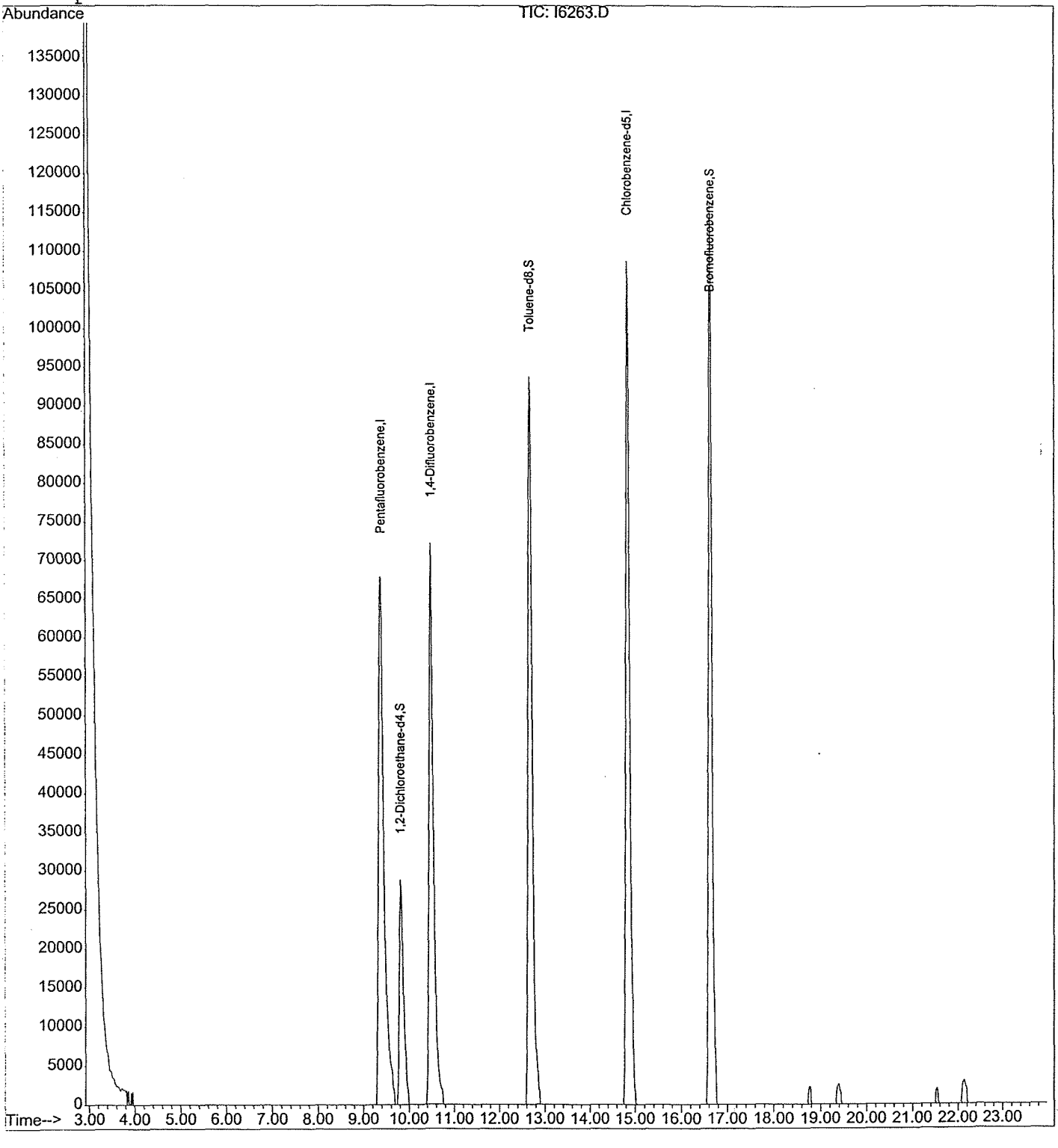

0312

LSC Area Percent Report

Data File : C:\HPCHEM\1\DATA\08-25-03\I6263.D Vial: 3
Acq On : 25 Aug 2003 11:47 Operator: DPEI
Sample : BLK,METHOD_BLK,S,5g,0 Inst : 5970 - In
Misc : NA,NA,NA Multiplr: 1.00
MS Integration Params: LSCINT.P

Method : C:\HPCHEM\1\METHODS\ISO0815.M (RTE Integrator)
Title : VOLATILE ORGANICS BY EPA METHOD 8260B
Smoothing : OFF Filtering: 5
Sampling : 1 Min Area: 1 % of largest Peak
Start Thrs: 0.2 Max Peaks: 100
Stop Thrs : 0 Peak Location: TOP

If leading or trailing edge < 100 prefer < Baseline drop else tangent >
Peak separation: 5

Signal : TIC

peak #	R.T. min	first scan	max scan	last scan	PK TY	peak height	corr. area	corr. % max.	% of total
1	9.371	414	419	440	rBB	67898	547109	86.09%	17.631%
2	9.819	443	448	460	rBB2	28917	189221	29.78%	6.098%
3	10.483	485	491	509	rBB	72247	476450	74.97%	15.354%
4	12.672	628	633	648	rBB2	93783	592600	93.25%	19.097%
5	14.830	768	773	786	rBB	108786	635491	100.00%	20.479%
6	16.628	885	890	900	rBB	116327	615783	96.90%	19.844%
7	18.779	1026	1029	1031	rBB	2338	7591	1.19%	0.245%
8	19.399	1065	1069	1073	rBB	2647	13402	2.11%	0.432%
9	21.550	1205	1208	1210	rBB	2032	6609	1.04%	0.213%
10	22.138	1242	1246	1251	rBB	3108	18863	2.97%	0.608%

Sum of corrected areas: 3103119

I6263.D ISO0815.M Mon Aug 25 12:31:09 2003 MSD_I

LSC Report - Integrated Chromatogram

File : C:\HPCHEM\1\DATA\08-25-03\I6263.D
Operator : DPEI
Acquired : 25 Aug 2003 11:47 using AcqMethod VOAI
Instrument : 5970 - In
Sample Name: BLK,METHOD_BLK,S,5g,0
Misc Info : NA,NA,NA
Vial Number: 3
Quant File :ISO0815.RES (RTE Integrator)

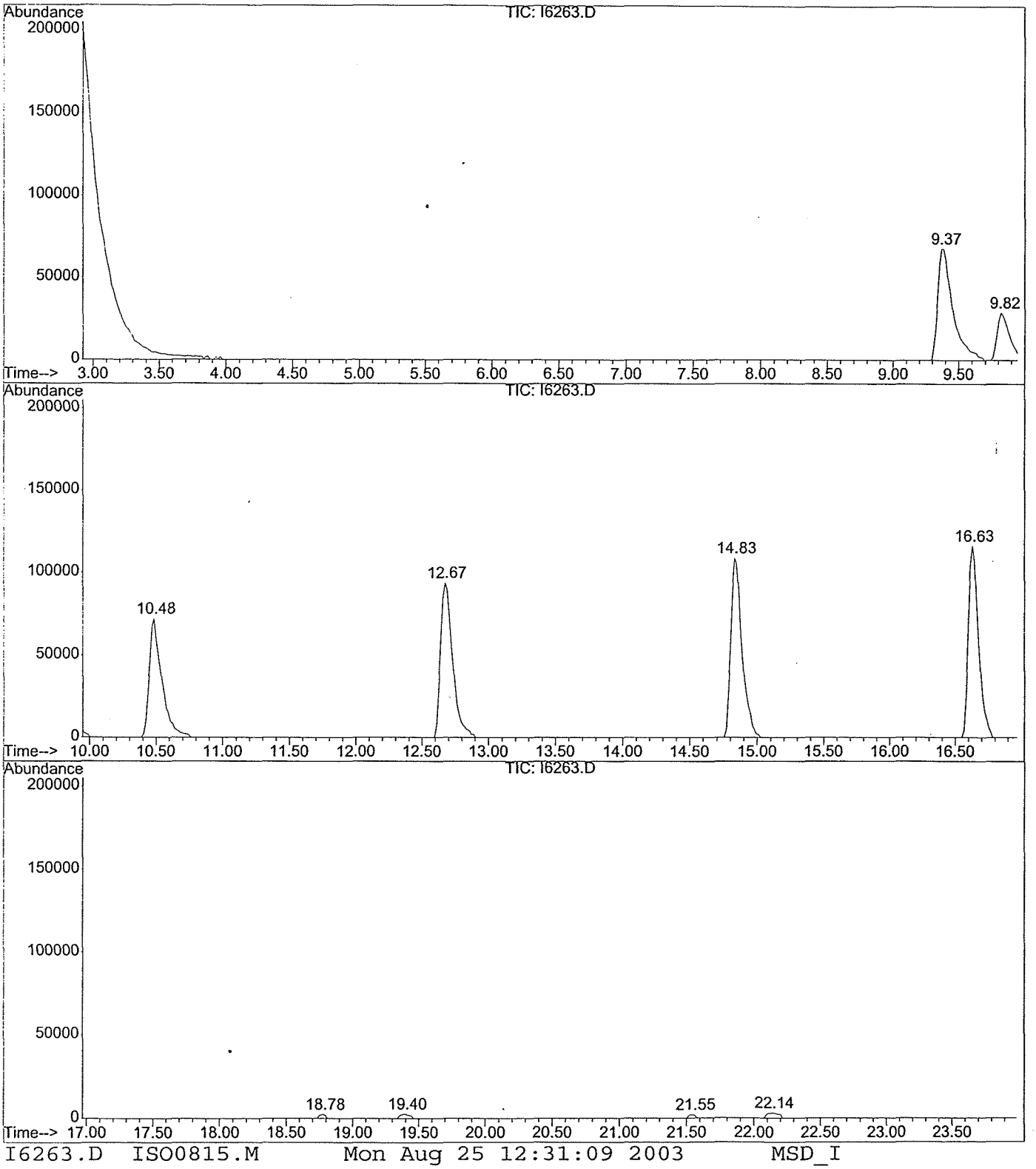

I6263.D ISO0815.M Mon Aug 25 12:31:09 2003 MSD_I

Quantitation Report (QT Reviewed)

Data File : C:\HPCHEM\1\DATA\08-26-03\I6291.D Vial: 2
Acq On : 26 Aug 2003 13:45 Operator: DPEI
Sample : BLK,METHOD_BLK,S,0.1g,0 Inst : 5970 - In
Misc : NA,NA,NA Multiplr: 1.00
MS Integration Params: rteint.p
Quant Time: Aug 26 16:34 2003 Quant Results File: IME0818.RES

Quant Method : C:\HPCHEM\1\METHODS\IME0818.M (RTE Integrator)
Title : VOLATILE ORGANICS BY EPA METHOD 8260B
Last Update : Tue Aug 26 13:47:51 2003
Response via : Initial Calibration
DataAcq Meth : VOAI

Internal Standards	R.T.	QIon	Response	Conc	Units	Dev(Min)
1) Pentafluorobenzene	9.40	168	347461	50.00	UG	0.02
31) 1,4-Difluorobenzene	10.50	114	399466	50.00	UG	0.05
50) Chlorobenzene-d5	14.84	117	355289	50.00	UG	0.05
System Monitoring Compounds						
30) 1,2-Dichloroethane-d4	9.85	65	181668	59.97	UG	0.04
Spiked Amount 50.000	Range 36 - 115		Recovery = 119.94%#			
41) Toluene-d8	12.68	98	374972	51.59	UG	0.03
Spiked Amount 50.000	Range 35 - 117		Recovery = 103.18%			
59) Bromofluorobenzene	16.63	95	263693	50.97	UG	0.05
Spiked Amount 50.000	Range 47 - 115		Recovery = 101.94%			

Target Compounds Qvalue

(#) = qualifier out of range (m) = manual integration

Quantitation Report

Data File : C:\HPCHEM\1\DATA\08-26-03\I6291.D Vial: 2
Acq On : 26 Aug 2003 13:45 Operator: DPEI
Sample : BLK,METHOD_BLK,S,0.1g,0 Inst : 5970 - In
Misc : NA,NA,NA Multiplr: 1.00
MS Integration Params: rteint.p
Quant Time: Aug 26 16:34 2003 Quant Results File: IME0818.RES

Method : C:\HPCHEM\1\METHODS\IME0818.M (RTE Integrator)
Title : VOLATILE ORGANICS BY EPA METHOD 8260B
Last Update : Tue Aug 26 13:47:51 2003
Response via : Initial Calibration

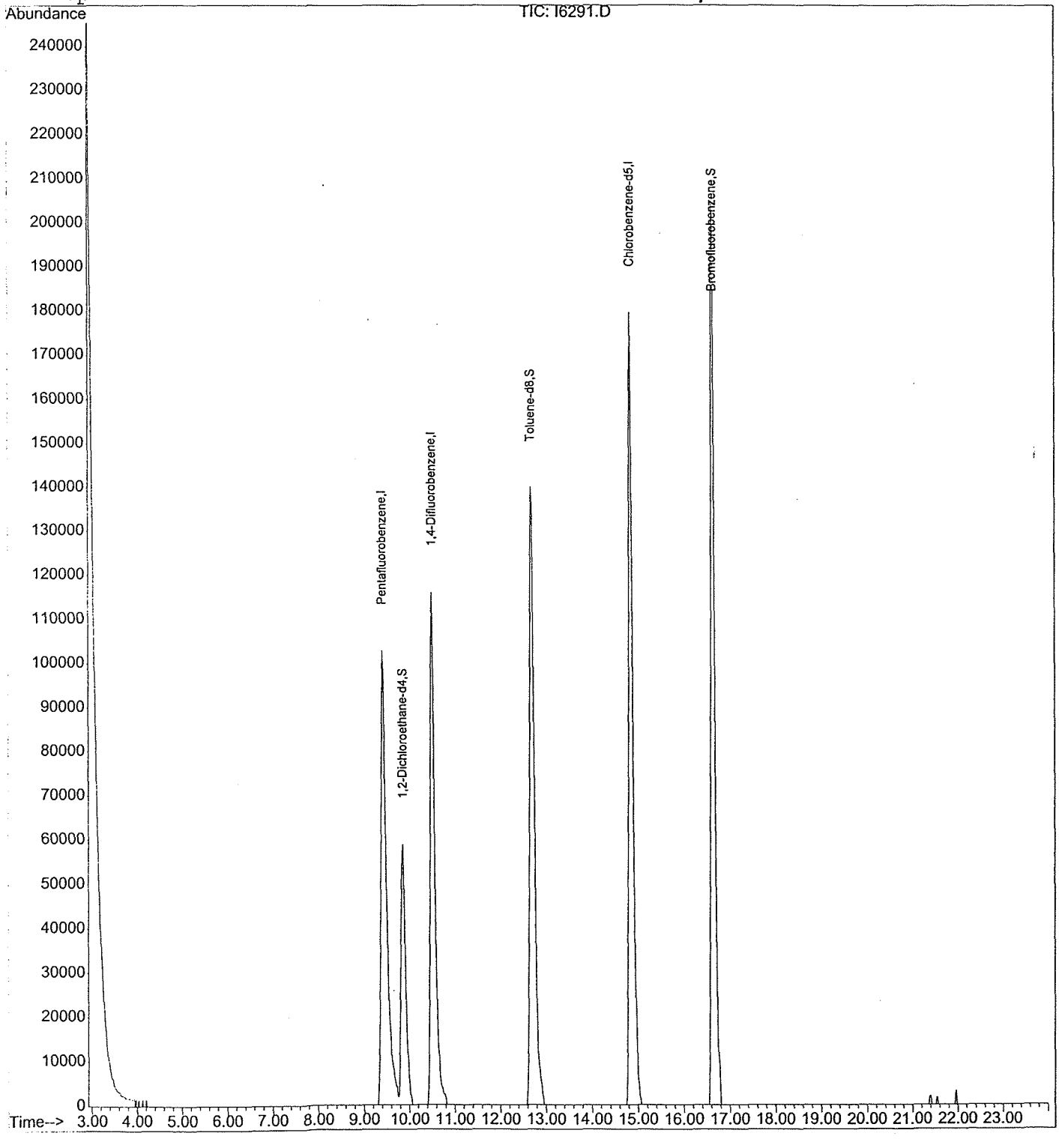

0316

LSC Area Percent Report

Data File : C:\HPCHEM\1\DATA\08-26-03\I6291.D Vial: 2
Acq On : 26 Aug 2003 13:45 Operator: DPEI
Sample : BLK,METHOD_BLK,S,0.1g,0 Inst : 5970 - In
Misc : NA,NA,NA Multiplr: 1.00
MS Integration Params: LSCINT.P

Method : C:\HPCHEM\1\METHODS\IME0818.M (RTE Integrator)
Title : VOLATILE ORGANICS BY EPA METHOD 8260B
Smoothing : OFF Filtering: 5
Sampling : 1 Min Area: 1 % of largest Peak
Start Thrs: 0.2 Max Peaks: 100
Stop Thrs : 0 Peak Location: TOP

If leading or trailing edge < 100 prefer < Baseline drop else tangent >
Peak separation: 5

Signal : TIC

peak #	R.T. min	first scan	max scan	last scan	PK TY	peak height	corr. area	corr. % max.	% of total
1	9.403	416	422	445	rBV	102941	877239	76.14%	16.369%
2	9.851	445	451	465	rVB	58812	413619	35.90%	7.718%
3	10.500	487	493	510	rBV2	116087	808145	70.14%	15.080%
4	12.676	628	634	652	rBB	139967	997879	86.61%	18.620%
5	14.837	768	774	789	rBB	179645	1110012	96.34%	20.713%
6	16.627	885	890	902	rBB	204654	1152162	100.00%	21.499%

Sum of corrected areas: 5359056

I6291.D IME0818.M Tue Aug 26 16:35:07 2003 MSD_I

LSC Report - Integrated Chromatogram

File : C:\HPCHEM\1\DATA\08-26-03\I6291.D
Operator : DPEI
Acquired : 26 Aug 2003 13:45 using AcqMethod VOAI
Instrument : 5970 - In
Sample Name: BLK,METHOD_BLK,S,0.1g,0
Misc Info : NA,NA,NA
Vial Number: 2
Quant File :IME0818.RES (RTE Integrator)

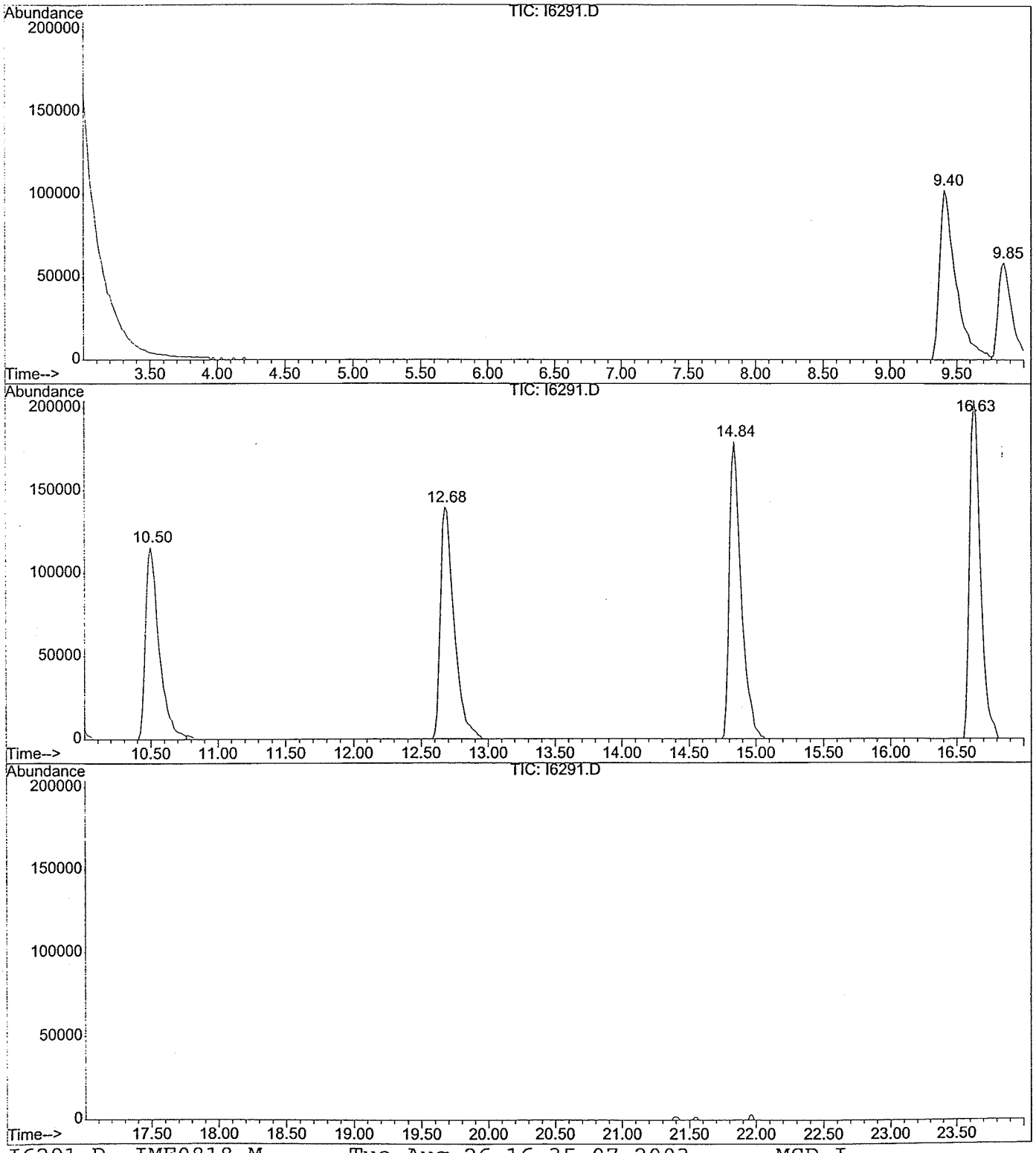

I6291.D IME0818.M Tue Aug 26 16:35:07 2003 MSD_I

7190

The Whitman Companies, Inc.
116 Tices Lane, Unit B-1
East Brunswick, New Jersey 08816
Phone: (732) 390-5858 Fax: (732) 390-9496

CHAIN OF CUSTODY / ANALYSIS REQUEST

PAGE 1 OF 2

Project Manager: Rich BRitton	Samplers Name (Printed): Michael Pereday	Lab: IAL
Site/Project Identification: Dexter Chemical	Project # 97-09-10	State (Location of site): NJ: NY: X Other:
Site Address: BRONX, NY		Regulatory Program:
Special Instructions:	Analysis Turnaround Time: Standard X; Rush Charges Authorized For: 2 Week ☐ 1 Week ☐ Other ☐	

Area of Concern	Sample ID	Depth	Date	Time	Matrix	No. of Cont.	VOC+10	1,3 Dichloro Benzene	1,4 Dichloro Benzene	1,2 Dichloro Benzene	1,2,4 Trichloro Benzene	Naphthalene	Method 8260	LAB USE ONLY Project No.	Job No.	Sample Numbers
AREA I-Soil Borings	AISB-1A	7.5-8	8/14/03	800	Soil	1	X	X	X	X	X	X				7190-1
	AISB-1B	10.5-11		810												2
	AISB-1C	14.5-15		820												3
	AISB-2A	8.5-9		835												4
	AISB-2B	14.5-15		845												5
	AISB-3A	7.5-8		930												6
	AISB-3B	9-9.5		945												7
	AISB-3C	13-13.5		1000												8
	AISB-4A	7.5-8		1020												9
	AISB-4B	10.5-11		1030												10

Preservation Used: (1 = ICE) 2 = HCl, 3 = H_2SO_4, 4 = HNO_3, 5 = NaOH
6 = MeOH, 7 = Other _____ Soil: 1 Water:

Water Metals Filtered (Yes/No)? _____

Relinquished by	Company	Date / Time	Received by	Company
1) Mike Perday	Whitman Company	8/15/03 1645	1) Jon Lovell	IAL
2) Jon Lovell IAL fudge	IAL	8/15/03 1950 8/18/03 800	2) IAL fudge Joan Lunas IAL	

PHC: PETROLEUM HYDROCARBONS
VOC: VOLATILE ORGANICS BY GC/MS WITH LIBRARY SEARCH
PAH: POLYCYCLIC AROMATIC HYDROCARBONS IN BASE NEUTRAL SCAN WITH LIBRARY SEARCH
BN: BASE NEUTRALS WITH LIBRARY SEARCH
AE: ACID EXTRACTABLES WITH LIBRARY SEARCH
PPM: PRIORITY POLLUTANT METALS
PP+40: PRIORITY POLLUTANT PLUS FORTY PEAKS
PCB: POLYCHLORINATED BIPHENYLS

G:\Forms\Field Sampling Forms\Whitman - NewCOC

7190

The Whitman Companies, Inc.
116 Tices Lane, Unit B-1
East Brunswick, New Jersey 08816
Phone: (732) 390-5858 Fax: (732) 390-9496

CHAIN OF CUSTODY / ANALYSIS REQUEST

Project Manager: Rich BRITTON	Samplers Name (Printed): Michael Percelay	Lab: IAL
Site/Project Identification: Dexter Chemical	Project #: 97-09-10	State (Location of site): NJ: ☐ NY: ☒ Other:
Site Address: BRONX, NY	Analysis Turnaround Time: Standard ☒	Regulatory Program:
Special Instructions:	Rush Charges Authorized For: 2 Week ☐ 1 Week ☐ Other ☐	

Area of Concern	Sample ID	Depth	Date	Time	Matrix	No. of Cont.	Vocs	1,3 Dichloro Benzene	1,4 Dichloro Benzene	1,2 Dichloro Benzene	1,2,4 Trichloro Benzene	Naphthalene	Method 8260	Lab Use Only: Sample Numbers
AREA I - Soil	AISB-4C	13.5-14	8/14/03	1040	Soil	1	X	X	X	X	X	X		7190-11
Borings	AISB-5A	7.5-8		1100										12
	AISB-5B	11.5-12		1110										13
	AISB-6A	7.5-8		1130										14
	AISB-6B	11.5-12		1140										15
	AISB-7A	7.5-8		1245										16
	AISB-7B	11.5-12		1255										17
	AISB-8A	9.5-10		1400										18
	AISB-8B	12.5-13		1410										19

Preservation Used: 1 = ICE, 2 = HCl, 3 = H_2SO_4, 4 = HNO_3, 5 = NaOH
6 = MeOH, 7 = Other _____

Soil: 1
Water:

Water Metals Filtered (Yes/No)? _____

Relinquished by	Company	Date / Time	Received by	Company
1) Michael Percelay	Whitman Company	8/15/03 1645	1) Jan Lowell	IAL
2) Jan Lowell IAL Fedex	IAL	8/15/03 1950 8/18/03 800	2) IAL Fedex Trackline	Kept at 4°C

PHC: PETROLEUM HYDROCARBONS
VOC: VOLATILE ORGANICS BY GC/MS WITH LIBRARY SEARCH
PAH: POLYCYCLIC AROMATIC HYDROCARBONS IN BASE NEUTRAL SCAN WITH LIBRARY SEARCH
BN: BASE NEUTRALS WITH LIBRARY SEARCH
AE: ACID EXTRACTABLES WITH LIBRARY SEARCH
PPM: PRIORITY POLLUTANT METALS
PP+40: PRIORITY POLLUTANT PLUS FORTY PEAKS
PCB: POLYCHLORINATED BIPHENYLS

PROJECT INFORMATION



Case No. E03-07190 **Project** DEXTER CHEMICAL - 97-09-10

Customer	The Whitman Companies, Inc.	**P.O. #**	
Contact	Rich Britton	**Received**	8/18/2003 08:00
EMail	rbritton@whitmanco.com ☑ EMail EDDs	**Verbal Due**	9/2/2003
Phone	(732) 390-5858 **Fax** 1(732) 390-9496	**Report Due**	9/9/2003

Report To

116 Tices Lane
Unit B-1
East Brunswick, NJ 08816
Attn: Rich Britton

Bill To

116 Tices Lane
Unit B-1
East Brunswick, NJ 08816
Attn: Rich Britton

Report Format Reduced

Additional Info ☐ State Form ☐ Field Sampling ☐ Conditional VOA

Lab ID	Client Sample ID	Depth Top / Bottom	Sampling Time	Matrix	Unit	# of Containers
07190-001	AISB-1A	7.5 / 8	8/14/2003@08:00	Soil	mg/Kg	1
07190-002	AISB-1B	10.5 / 11	8/14/2003@08:10	Soil	mg/Kg	1
07190-003	AISB-1C	14.5 / 15	8/14/2003@08:20	Soil	mg/Kg	1
07190-004	AISB-2A	8.5 / 9	8/14/2003@08:35	Soil	mg/Kg	1
07190-005	AISB-2B	14.5 / 15	8/14/2003@08:45	Soil	mg/Kg	1
07190-006	AISB-3A	7.5 / 8	8/14/2003@09:30	Soil	mg/Kg	1
07190-007	AISB-3B	9 / 9.5	8/14/2003@09:45	Soil	mg/Kg	1
07190-008	AISB-3C	13 / 13.5	8/14/2003@10:00	Soil	mg/Kg	1
07190-009	AISB-4A	7.5 / 8	8/14/2003@10:20	Soil	mg/Kg	1
07190-010	AISB-4B	10.5 / 11	8/14/2003@10:30	Soil	mg/Kg	1
07190-011	AISB-4C	13.5 / 14	8/14/2003@10:40	Soil	mg/Kg	1
07190-012	AISB-5A	7.5 / 8	8/14/2003@11:00	Soil	mg/Kg	1
07190-013	AISB-5B	11.5 / 12	8/14/2003@11:10	Soil	mg/Kg	1
07190-014	AISB-6A	7.5 / 8	8/14/2003@11:30	Soil	mg/Kg	1
07190-015	AISB-6B	11.5 / 12	8/14/2003@11:40	Soil	mg/Kg	1
07190-016	AISB-7A	7.5 / 8	8/14/2003@12:45	Soil	mg/Kg	1
07190-017	AISB-7B	11.5 / 12	8/14/2003@12:55	Soil	mg/Kg	1
07190-018	AISB-8A	9.5 / 10	8/14/2003@14:00	Soil	mg/Kg	1
07190-019	AISB-8B	12.5 / 13	8/14/2003@14:10	Soil	mg/Kg	1

Sample #	Tests	Status	QA Method
001	Special VOA + 10	Run	8260B
002	Special VOA + 10	Run	8260B
003	Special VOA + 10	Run	8260B
004	Special VOA + 10	Run	8260B
005	Special VOA + 10	Run	8260B
006	Special VOA + 10	Run	8260B
007	Special VOA + 10	Run	8260B
008	Special VOA + 10	Run	8260B
009	Special VOA + 10	Run	8260B

PROJECT INFORMATION

E03-07190

Case No. E03-07190 **Project** DEXTER CHEMICAL - 97-09-10

Sample #	Tests	Status	QA Method
010	Special VOA + 10	Run	8260B
011	Special VOA + 10	Run	8260B
012	Special VOA + 10	Run	8260B
013	Special VOA + 10	Run	8260B
014	Special VOA + 10	Run	8260B
015	Special VOA + 10	Run	8260B
016	Special VOA + 10	Run	8260B
017	Special VOA + 10	Run	8260B
018	Special VOA + 10	Run	8260B
019	Special VOA + 10	Run	8260B

08/18/2003 14:50 by Ellen - NOTE 1

FOR VO ANALYZE & REPORT VO LIST FROM ATTACH A052 +10 + 1,3-DICHLOROBENZENE, 1,4-DICHLOROBENZENE, 1,2-DICHLOROBENZENE, 1,2,4 TRICHLOROBENZENE & NAPHTHALENE.

Integrated Analytical Labs ~ 273 Franklin Road, Randolph, NJ 07869 ~ (973) 361-4252 ~ Fax (973) 989-5288

A052

INTEGRATED ANALYTICAL LABORATORIES

Whitman Volatile Organics List

Compound
Chloromethane
Vinyl Chloride
Bromomethane
Chloroethane
Trichlorofluoromethane
Acrolein
1,1-Dichloroethene
Methylene Chloride
Acrylonitrile
trans-1,2-Dichloroethene
1,1-Dichloroethane
cis-1,2-Dichloroethene
Chloroform
1,1,1-Trichloroethane
Carbon Tetrachloride
1,2-Dichloroethane(EDC)
Benzene
Trichloroethene
1,2-Dichloropropane
Bromodichloromethane
2-Chloroethylvinyl Ether
cis-1,3-Dichloropropene
Toluene
trans-1,3-Dichloropropene
1,1,2-Trichloroethane
Tetrachloroethene
Dibromochloromethane
Chlorobenzene
Ethylbenzene
Total Xylenes
Bromoform
1,1,2,2-Tetrachloroethane

OR GR 1/24/03

INTEGRATED ANALYTICAL LABORATORIES, LLC

SAMPLE RECEIPT VERIFICATION

CASE NO: **E03** **7190** CLIENT: WCI

COOLER TEMPERATURE: 2° - 6°C: ✓ (See Chain of Custody)

CHAIN OF CUSTODY: COMPLETE / INCOMPLETE Comments: _____

Sample Bottles Intact:	✓	Comments:
Sample Labels Intact/ Correct:	✓	
Sufficient Sample Volume:	✓	
Correct bottles/ preservative:	✓	
Samples received in holding time/ prep time:	✓	
Headspace/ bubbles in voa samples:	✗	
Samples to be subcontracted:	(✓)	
Preserved Sample pH checked: (Excluding voa samples)	(✓)	

KEY
✓ = YES
✗ = NO
(✓) = N/A

ADDITIONAL COMMENTS: _____

SAMPLE(S) VERIFIED BY: INITIAL FR DATE 8/18/03

CORRECTIVE ACTION REQUIRED: **YES** ☐ (SEE BELOW) **NO** ☐

CLIENT NOTIFIED: YES ☐ Date/ Time: _____ NO ☐

PROJECT CONTACT: _____

SUBCONTRACTED LAB: _____

DATE SHIPPED: _____

ADDITIONAL COMMENTS: _____

VERIFIED/TAKEN BY: INITIAL _____ DATE _____

REV 10/00

LABORATORY CUSTODY CHRONICLE

Case No. E03-07190

Client The Whitman Companies, Inc.

Project DEXTER CHEMICAL - 97-09-10

			Preparation		Analysis	
			Date / Time	Analyst	Date / Time	Analyst
Department: Volatiles						
Special VOA + 10	07190-001	Soil	n/a	n/a	8/27/03	Donnie
"	-002	Soil	n/a	n/a	8/27/03	Donnie
"	-003	Soil	n/a	n/a	8/27/03	Donnie
"	-004	Soil	n/a	n/a	8/27/03	Donnie
"	-005	Soil	n/a	n/a	8/27/03	Donnie
"	-006	Soil	n/a	n/a	8/27/03	Donnie
"	-007	Soil	n/a	n/a	8/27/03	Donnie
"	-008	Soil	n/a	n/a	8/27/03	Donnie
"	-009	Soil	n/a	n/a	8/27/03	Donnie
"	-010	Soil	n/a	n/a	8/27/03	Donnie
"	-011	Soil	n/a	n/a	8/27/03	Donnie
"	-012	Soil	n/a	n/a	8/27/03	Donnie
"	-013	Soil	n/a	n/a	8/27/03	Donnie
"	-014	Soil	n/a	n/a	8/27/03	Donnie
"	-015	Soil	n/a	n/a	8/27/03	Donnie
"	-016	Soil	n/a	n/a	8/27/03	Donnie
"	-017	Soil	n/a	n/a	8/27/03	Donnie
"	-018	Soil	n/a	n/a	8/27/03	Donnie
"	-019	Soil	n/a	n/a	8/27/03	Donnie

Review and Approval: 8/28/03

Integrated Analytical Labs ~ 273 Franklin Road, Randolph, NJ 07869 ~ (973) 361-4252 ~ Fax (973) 989-5288

THE
WHITMAN
COMPANIES, INC.

Setting the Standard in
Environmental Engineering & Management

INVESTIGATION WORKPLAN:

RESULTS OF REMEDIAL INVESTIGATION AT "AREA I", REMEDIAL INVESTIGATION WORKPLAN, AND WORKPLAN FOR PILOT TEST AT "AREA A"

FOR

DEXTER CHEMICAL, LLC
845 EDGEWATER ROAD
BRONX, NEW YORK
SITE #: V00186-2
INDEX #: W2-0864-03-08

SUBMITTED TO:

NEW YORK STATE DEPARTMENT OF ENVIRONMENTAL CONSERVATION
DIVISION OF ENVIRONMENTAL REMEDIATION, REGION 2
LONG ISLAND CITY, NY

VOLUME 2B
LABORATORY QA/QC DATA PACKAGES

PERFORMED BY

THE WHITMAN COMPANIES, INC.

FEBRUARY 2004

116 Tices Lane, Unit B-1, East Brunswick, NJ 08816
www.whitmanco.com

Integrated Analytical Laboratories LLC

RECEIVED
OCT 29 2003
THE WHITMAN COMPANIES INC.

ANALYTICAL DATA REPORT

The Whitman Companies, Inc.
116 Tices Lane
Unit B-1
East Brunswick, NJ 08816

Project Name: **DEXTER CHEMICAL - 97-09-10**
IAL Case Number: **E03-09114**

These data have been reviewed and accepted by:

Michael H. Leftin, Ph.D.
Laboratory Director

RECEIVED
FEB 20 2004

273 Franklin Road
Randolph, NJ 07869
Phone: 973 361 4252
Fax: 973 989 5288

IAL is a NELAC New Jersey Certified Lab (14751) and maintains certification in Connecticut (PH-0699), New York (11402), Rhode Island (00126), Florida (E87670) and in the Department of Navy IR QA Program

Sample Summary

Case No. E03-09114

Project Name DEXTER CHEMICAL - 97-09-10

Customer The Whitman Companies, Inc.

Received On 10/11/2003@06:30

Lab ID	Client Sample ID	Depth Top / Bottom	Sampling Time	Matrix	# of Cont.
09114-001	AISB-9A	7 / 7.5	10/9/2003@09:00	Soil	1
09114-002	AISB-9B	9.5 / 10	10/9/2003@09:20	Soil	1
09114-003	AISB-9C	14.5 / 15	10/9/2003@09:40	Soil	1
09114-004	AISB-10A	7 / 7.5	10/9/2003@10:25	Soil	1
09114-005	AISB-10B	10.5 / 11	10/9/2003@10:40	Soil	1
09114-006	AISB-10C	14.5 / 15	10/9/2003@11:15	Soil	1
09114-007	AISB-11A	7.5 / 8	10/9/2003@12:40	Soil	1
09114-008	AISB-11B	10.5 / 11	10/9/2003@13:00	Soil	1
09114-009	AISB-11C	14.5 / 15	10/9/2003@13:15	Soil	1
09114-010	AISB-12A	7.5 / 8	10/9/2003@13:45	Soil	1
09114-011	AISB-12B	10.5 / 11	10/9/2003@14:10	Soil	1
09114-012	AISB-12C	14.5 / 15	10/9/2003@14:20	Soil	1
09114-013	AISB-13A	7.5 / 8	10/9/2003@14:45	Soil	1
09114-014	AISB-13B	10.5 / 11	10/9/2003@15:00	Soil	1
09114-015	AISB-13C	14.5 / 15	10/9/2003@15:15	Soil	1
09114-016	AISB-4D	15.5 / 16	10/9/2003@11:40	Soil	1
09114-017	AISB-5D	13 / 13.5	10/9/2003@15:40	Soil	1
09114-018	AISB-5E	14.5 / 15	10/9/2003@15:50	Soil	1

Integrated Analytical Labs ~ 273 Franklin Road, Randolph, NJ 07869 ~ (973) 361-4252 ~ Fax (973) 989-5288

INTEGRATED ANALYTICAL LABORATORIES, LLC.

TABLE OF CONTENTS

	Page
Qualifiers	1
Conformance / NonConformance Summary	2
Laboratory Deliverables Check List	3
GC/MS NonConformance Summary	4
Summary Report	5
Analytical Results	
Volatiles	11
Methodology Summary *	
Quality Control	
Volatiles	47
Tuning Results Summary	
Method Blank Results Summary	
Calibration Summary	
Surrogate Compound Recovery Results Summary	
Matrix Spike/Matrix Spike Duplicate Results Summary	
Internal Standard Summary	
Chromatograms	
Sample Tracking	
Chains of Custody	267
Laboratory Chronicle	273

* Methodology is included in the IAL Project Information Page

INTEGRATED ANALYTICAL LABORATORIES, LLC.

MATRIX QUALIFIERS

A - Indicates the sample is an Aqueous matrix.

O - Indicates the sample is an Oil matrix.

S - Indicates the sample is a Soil, Sludge or Sediment matrix.

X - Indicates the sample is an Other matrix as indicated by Client Chain of Custody.

DATA QUALIFIERS

B - Indicates the analyte was found in the Blank and in the sample. It indicates possible sample contamination and warns the data user to use caution when applying the results of the analyte.

C - Common Laboratory Contaminant.

D - The compound was reported from the Diluted analysis.

D.F. - Dilution Factor.

E - Estimated concentration, reported results are outside the calibrated range of the instrument.

J - Indicates an estimated value. The compound was detected at a value below the method detection limit but greater than zero. For GC/MS procedures, the mass spectral data meets the criteria required to identify the target compound.

MDL - Method Detection Limit.

MI - Indicates compound concentration could not be determined due to Matrix Interferences.

NA - Not Applicable.

ND - Indicates the compound was analyzed for but Not Detected at the MDL.

REPORT QUALIFIERS

All solid sample analyses are reported on a dry weight basis.

All solid sample values are corrected for original sample size and percent solids.

INTEGRATED ANALYTICAL LABORATORIES, LLC.

CONFORMANCE / NONCONFORMANCE SUMMARY

Integrated Analytical Laboratories, LLC. received eighteen (18) soil sample(s) from The Whitman Companies, Inc. (Project: DEXTER CHEMICAL - 97-09-10) on October 11, 2003 for the analysis of:

(18) Special VOA + 10

A review of the QA/QC measures for the analysis of the sample(s) contained in this report has been performed by:

Reviewed by

10/22/03
Date

INTEGRATED ANALYTICAL LABORATORIES, LLC.

LABORATORY DELIVERABLES CHECK LIST

Lab Case Number: E03-09114

		Check If Complete
1.	Cover Page, Title Page listing Lab Certification #, facility name & address and date of report preparation.	✓
2.	Table of Contents.	✓
3.	Summary Sheets listing analytical results for all targeted and non-targeted compounds.	✓
4.	Summary Table cross-referencing Field ID's vs. Lab ID's.	✓
5.	Document bound, paginated and legible.	✓
6.	Chain of Custody.	✓
7.	Methodology Summary.	✓
8.	Laboratory Chronicle and Holding Time Check.	✓
9.	Results submitted on a dry weight basis (if applicable).	✓
10.	Method Detection Limits.	✓
11.	Lab certified by NJDEP for parameters or appropriate category of parameters or a member of the USEPA CLP.	✓
12.	NonConformance Summary.	✓

MCBlatarci
QC Reviewed by

10/22/03
Date

INTEGRATED ANALYTICAL LABORATORIES
CONFORMANCE/NONCONFORMANCE SUMMARY
GC/MS VOLATILE ANALYSIS

Lab Case Number: E02 - 9114

	No	Yes
1. Chromatograms Labeled/Compounds Identified (Field Samples and Method Blanks).		✓
2. GC/MS Tuning Specifications: a. BFB Passed		✓
3. GC/MS Tuning Frequency - Performed every 24 hours for 600 series, 12 hours for 8000 series and 8 hours for 500 series.		✓
4. GC/MS Calibration - Initial calibration performed within 30 days before sample analysis and continuing calibration performed within 24 hours before sample analysis for 600 series, 12 hours for 8000 series		✓
5. GC/MS Calibration Requirements: a. Calibration Check Compounds		✓
b. System Performance Check Compounds		✓
6. Blank Contamination - If yes, list compounds and concentrations in each blank:	✓	
7. Surrogate Recoveries Meet Criteria (If not met, list those compounds and their recoveries which fall outside the acceptable range)		✓
If not met, were the calculations checked and the results qualified as "estimated"?		N/A
8. Matrix Spike/Matrix Spike Duplicate meet criteria (if not, list those compounds and their recoveries/% differences which fall outside the acceptable range)		✓
9. Internal Standard Area/Retention Time Shift meet criteria		✓
10. Extraction Holding Time Met If not met, list number of days exceeded for each sample:		N/A
11. Analysis Holding Time Met If not met, list number of days exceeded for each sample:		✓
12. Sample Dilution Performed		✓

High Target Compounds	High Nontarget Compounds	Matrix Interference	Other
✓	✓		

13. Comments:

Organics Manager

10/17/03
Date

INTEGRATED ANALYTICAL LABORATORIES
CONFORMANCE/NONCONFORMANCE SUMMARY
GC/MS VOLATILE ANALYSIS

Lab Case Number: E03 - 09114

	No	Yes
1. Chromatograms Labeled/Compounds Identified (Field Samples and Method Blanks).		✓
2. GC/MS Tuning Specifications: a. BFB Passed		✓
3. GC/MS Tuning Frequency - Performed every 24 hours for 600 series, 12 hours for 8000 series and 8 hours for 500 series.		✓
4. GC/MS Calibration - Initial calibration performed within 30 days before sample analysis and continuing calibration performed within 24 hours before sample analysis for 600 series, 12 hours for 8000 series		✓
5. GC/MS Calibration Requirements: a. Calibration Check Compounds		✓
b. System Performance Check Compounds		✓
6. Blank Contamination - If yes, list compounds and concentrations in each blank:	✓	
7. Surrogate Recoveries Meet Criteria (If not met, list those compounds and their recoveries which fall outside the acceptable range)		✓
If not met, were the calculations checked and the results qualified as "estimated"?		na
8. Matrix Spike/Matrix Spike Duplicate meet criteria (if not, list those compounds and their recoveries/% differences which fall outside the acceptable range)		✓
9. Internal Standard Area/Retention Time Shift meet criteria		✓
10. Extraction Holding Time Met If not met, list number of days exceeded for each sample:		N/A
11. Analysis Holding Time Met If not met, list number of days exceeded for each sample:		✓
12. Sample Dilution Performed		✓

High Target Compounds	High Nontarget Compounds	Matrix Interference	Other
✓			

13. Comments:

Organics Manager

10-20-03
Date

mtc 12/26/02

INTEGRATED ANALYTICAL LABORATORIES, LLC.

SUMMARY REPORT
Client: The Whitman Companies, Inc.
Project: DEXTER CHEMICAL - 97-09-10
Lab Case No.: E03-09114

Lab ID:	09114-001			09114-002			09114-003			09114-004		
Client ID:	AISB-9A			AISB-9B			AISB-9C			AISB-10A		
Depth:	7/7.5			9.5/10			14.5/15			7/7.5		
Matrix:	Soil			Soil			Soil			Soil		
Sampled Date	10/9/03			10/9/03			10/9/03			10/9/03		
PARAMETER(Units)	Conc	Q	MDL	Conc	Q	MDL	Conc	Q	MDL	Conc	Q	MDL
Volatiles Special List (mg/Kg-ppm)												
Chloromethane	ND		0.055	ND		0.029	ND		0.027	ND		0.590
Vinyl Chloride	ND		0.055	ND		0.029	ND		0.027	ND		0.590
Bromomethane	ND		0.055	ND		0.029	ND		0.027	ND		0.590
Chloroethane	ND		0.055	ND		0.029	ND		0.027	ND		0.590
Trichlorofluoromethane	ND		0.055	ND		0.029	ND		0.027	ND		0.590
Acrolein	ND		0.110	ND		0.058	ND		0.054	ND		1.18
1,1-Dichloroethene	ND		0.055	ND		0.029	ND		0.027	ND		0.590
Methylene Chloride	ND		0.055	ND		0.029	ND		0.027	ND		0.590
Acrylonitrile	ND		0.110	ND		0.058	ND		0.054	ND		1.18
trans-1,2-Dichloroethene	ND		0.055	ND		0.029	ND		0.027	ND		0.590
1,1-Dichloroethane	ND		0.055	ND		0.029	ND		0.027	ND		0.590
cis-1,2-Dichloroethene	ND		0.055	ND		0.029	ND		0.027	ND		0.590
Chloroform	ND		0.055	ND		0.029	ND		0.027	ND		0.590
1,1,1-Trichloroethane	ND		0.055	ND		0.029	ND		0.027	ND		0.590
Carbon Tetrachloride	ND		0.055	ND		0.029	ND		0.027	ND		0.590
1,2-Dichloroethane(EDC)	ND		0.055	ND		0.029	ND		0.027	ND		0.590
Benzene	ND		0.055	ND		0.029	ND		0.027	ND		0.590
Trichloroethene	ND		0.055	ND		0.029	ND		0.027	ND		0.590
1,2-Dichloropropane	ND		0.055	ND		0.029	ND		0.027	ND		0.590
Bromodichloromethane	ND		0.055	ND		0.029	ND		0.027	ND		0.590
2-Chloroethylvinyl Ether	ND		0.055	ND		0.029	ND		0.027	ND		0.590
cis-1,3-Dichloropropene	ND		0.055	ND		0.029	ND		0.027	ND		0.590
Toluene	ND		0.055	ND		0.029	ND		0.027	ND		0.590
trans-1,3-Dichloropropene	ND		0.055	ND		0.029	ND		0.027	ND		0.590
1,1,2-Trichloroethane	ND		0.055	ND		0.029	ND		0.027	ND		0.590
Tetrachloroethene	ND		0.055	ND		0.029	ND		0.027	ND		0.590
Dibromochloromethane	ND		0.055	ND		0.029	ND		0.027	ND		0.590
Chlorobenzene	ND		0.055	ND		0.029	ND		0.027	ND		0.590
Ethylbenzene	0.173		0.055	0.048		0.029	ND		0.027	0.588	J	0.590
Total Xylenes	1.37		0.055	0.460		0.029	0.041		0.027	5.17		0.590
Bromoform	ND		0.055	ND		0.029	ND		0.027	ND		0.590
1,1,2,2-Tetrachloroethane	ND		0.055	ND		0.029	ND		0.027	ND		0.590
1,3-Dichlorobenzene	0.075		0.055	0.220		0.029	0.014	J	0.027	0.454	J	0.590
1,4-Dichlorobenzene	0.287		0.055	0.366		0.029	0.020	J	0.027	1.30		0.590
1,2-Dichlorobenzene	0.363		0.055	0.277		0.029	ND		0.027	2.61		0.590
1,2,4-Trichlorobenzene	2.08		0.055	0.707		0.029	0.022	J	0.027	21.9		0.590
Naphthalene	1.86		0.055	0.880		0.029	0.738		0.027	14.2		0.590
TOTAL VO's:	6.21			2.96			0.834	J		46.2	J	
TOTAL TIC's:	12.8			3.97			5.19			181		
TOTAL VO's & TIC's:	19.0			6.93			6.02	J		227	J	

ND = Analyzed for but Not Detected at the MDL
J = The concentration was detected at a value below the MDL
All qualifiers on individual Volatiles & Semivolatiles are carried down through summation.

INTEGRATED ANALYTICAL LABORATORIES, LLC.

SUMMARY REPORT
Client: The Whitman Companies, Inc.
Project: DEXTER CHEMICAL - 97-09-10
Lab Case No.: E03-09114

Lab ID:	09114-005			09114-006			09114-007			09114-008		
Client ID:	AISB-10B			AISB-10C			AISB-11A			AISB-11B		
Depth:	10.5/11			14.5/15			7.5/8			10.5/11		
Matrix:	Soil			Soil			Soil			Soil		
Sampled Date	10/9/03			10/9/03			10/9/03			10/9/03		
PARAMETER(Units)	Conc	Q	MDL	Conc	Q	MDL	Conc	Q	MDL	Conc	Q	MDL
Volatiles Special List (mg/Kg-ppm)												
Chloromethane	ND		0.579	ND		0.029	ND		0.00565	ND		0.00565
Vinyl Chloride	ND		0.579	ND		0.029	ND		0.00565	ND		0.00565
Bromomethane	ND		0.579	ND		0.029	ND		0.00565	ND		0.00565
Chloroethane	ND		0.579	ND		0.029	ND		0.00565	ND		0.00565
Trichlorofluoromethane	ND		0.579	ND		0.029	ND		0.00565	ND		0.00565
Acrolein	ND		2.90	ND		0.058	ND		0.011	ND		0.011
1,1-Dichloroethene	ND		0.579	ND		0.029	ND		0.00565	ND		0.00565
Methylene Chloride	ND		0.579	ND		0.029	ND		0.00565	ND		0.00565
Acrylonitrile	ND		2.90	ND		0.058	ND		0.011	ND		0.011
trans-1,2-Dichloroethene	ND		0.579	ND		0.029	ND		0.00565	ND		0.00565
1,1-Dichloroethane	ND		0.579	ND		0.029	ND		0.00565	ND		0.00565
cis-1,2-Dichloroethene	ND		0.579	0.030		0.029	ND		0.00565	ND		0.00565
Chloroform	ND		0.579	ND		0.029	ND		0.00565	ND		0.00565
1,1,1-Trichloroethane	ND		0.579	ND		0.029	ND		0.00565	ND		0.00565
Carbon Tetrachloride	ND		0.579	ND		0.029	ND		0.00565	ND		0.00565
1,2-Dichloroethane(EDC)	ND		0.579	ND		0.029	ND		0.00565	ND		0.00565
Benzene	ND		0.290	ND		0.029	ND		0.00565	ND		0.00565
Trichloroethene	ND		0.579	ND		0.029	ND		0.00565	ND		0.00565
1,2-Dichloropropane	ND		0.579	ND		0.029	ND		0.00565	ND		0.00565
Bromodichloromethane	ND		0.579	ND		0.029	ND		0.00565	ND		0.00565
2-Chloroethylvinyl Ether	ND		0.579	ND		0.029	ND		0.00565	ND		0.00565
cis-1,3-Dichloropropene	ND		0.579	ND		0.029	ND		0.00565	ND		0.00565
Toluene	ND		0.579	ND		0.029	ND		0.00565	ND		0.00565
trans-1,3-Dichloropropene	ND		0.579	ND		0.029	ND		0.00565	ND		0.00565
1,1,2-Trichloroethane	ND		0.579	ND		0.029	ND		0.00565	ND		0.00565
Tetrachloroethene	ND		0.579	ND		0.029	ND		0.00565	ND		0.00565
Dibromochloromethane	ND		0.579	ND		0.029	ND		0.00565	ND		0.00565
Chlorobenzene	ND		0.579	ND		0.029	ND		0.00565	ND		0.00565
Ethylbenzene	ND		0.579	ND		0.029	ND		0.00565	ND		0.00565
Total Xylenes	2.93		0.579	0.042		0.029	ND		0.00565	ND		0.00565
Bromoform	ND		0.579	ND		0.029	ND		0.00565	ND		0.00565
1,1,2,2-Tetrachloroethane	ND		0.579	ND		0.029	ND		0.00565	ND		0.00565
1,3-Dichlorobenzene	ND		0.579	0.00907	J	0.029	ND		0.00565	ND		0.00565
1,4-Dichlorobenzene	1.22		0.579	0.052		0.029	ND		0.00565	ND		0.00565
1,2-Dichlorobenzene	2.31		0.579	0.139		0.029	ND		0.00565	ND		0.00565
1,2,4-Trichlorobenzene	32.2		0.579	1.14		0.029	ND		0.00565	ND		0.00565
Naphthalene	5.71		0.579	0.627		0.029	ND		0.00565	0.00362	J	0.00565
TOTAL VO's:	44.4			2.04	J		ND			0.00362	J	
TOTAL TIC's:	79.9			3.43			ND			0.036		
TOTAL VO's & TIC's:	124			5.47	J		ND			0.040	J	

ND = Analyzed for but Not Detected at the MDL
J = The concentration was detected at a value below the MDL
All qualifiers on individual Volatiles & Semivolatiles are carried down through summation.

INTEGRATED ANALYTICAL LABORATORIES, LLC.

SUMMARY REPORT
Client: The Whitman Companies, Inc.
Project: DEXTER CHEMICAL - 97-09-10
Lab Case No.: E03-09114

Lab ID:	09114-009			09114-010			09114-011			09114-012		
Client ID:	AISB-11C			AISB-12A			AISB-12B			AISB-12C		
Depth:	14.5/15			7.5/8			10.5/11			14.5/15		
Matrix:	Soil			Soil			Soil			Soil		
Sampled Date	10/9/03			10/9/03			10/9/03			10/9/03		
PARAMETER(Units)	Conc	Q	MDL	Conc	Q	MDL	Conc	Q	MDL	Conc	Q	MDL
Volatiles Special List (mg/Kg-ppm)												
Chloromethane	ND		0.00655	ND		0.00595	ND		0.00585	ND		0.00715
Vinyl Chloride	ND		0.00655	ND		0.00595	ND		0.00585	ND		0.00715
Bromomethane	ND		0.00655	ND		0.00595	ND		0.00585	ND		0.00715
Chloroethane	ND		0.00655	ND		0.00595	ND		0.00585	ND		0.00715
Trichlorofluoromethane	ND		0.00655	ND		0.00595	ND		0.00585	ND		0.00715
Acrolein	ND		0.013	ND		0.012	ND		0.012	ND		0.014
1,1-Dichloroethene	ND		0.00655	ND		0.00595	ND		0.00585	ND		0.00715
Methylene Chloride	ND		0.00655	ND		0.00595	ND		0.00585	ND		0.00715
Acrylonitrile	ND		0.013	ND		0.012	ND		0.012	ND		0.014
trans-1,2-Dichloroethene	ND		0.00655	ND		0.00595	ND		0.00585	ND		0.00715
1,1-Dichloroethane	ND		0.00655	ND		0.00595	ND		0.00585	ND		0.00715
cis-1,2-Dichloroethene	ND		0.00655	ND		0.00595	ND		0.00585	ND		0.00715
Chloroform	ND		0.00655	ND		0.00595	ND		0.00585	ND		0.00715
1,1,1-Trichloroethane	ND		0.00655	ND		0.00595	ND		0.00585	ND		0.00715
Carbon Tetrachloride	ND		0.00655	ND		0.00595	ND		0.00585	ND		0.00715
1,2-Dichloroethane(EDC)	ND		0.00655	ND		0.00595	ND		0.00585	ND		0.00715
Benzene	ND		0.00655	ND		0.00595	ND		0.00585	ND		0.00715
Trichloroethene	ND		0.00655	ND		0.00595	ND		0.00585	ND		0.00715
1,2-Dichloropropane	ND		0.00655	ND		0.00595	ND		0.00585	ND		0.00715
Bromodichloromethane	ND		0.00655	ND		0.00595	ND		0.00585	ND		0.00715
2-Chloroethylvinyl Ether	ND		0.00655	ND		0.00595	ND		0.00585	ND		0.00715
cis-1,3-Dichloropropene	ND		0.00655	ND		0.00595	ND		0.00585	ND		0.00715
Toluene	ND		0.00655	ND		0.00595	ND		0.00585	ND		0.00715
trans-1,3-Dichloropropene	ND		0.00655	ND		0.00595	ND		0.00585	ND		0.00715
1,1,2-Trichloroethane	ND		0.00655	ND		0.00595	ND		0.00585	ND		0.00715
Tetrachloroethene	ND		0.00655	ND		0.00595	ND		0.00585	ND		0.00715
Dibromochloromethane	ND		0.00655	ND		0.00595	ND		0.00585	ND		0.00715
Chlorobenzene	ND		0.00655	ND		0.00595	ND		0.00585	ND		0.00715
Ethylbenzene	ND		0.00655	ND		0.00595	ND		0.00585	ND		0.00715
Total Xylenes	ND		0.00655	ND		0.00595	ND		0.00585	ND		0.00715
Bromoform	ND		0.00655	ND		0.00595	ND		0.00585	ND		0.00715
1,1,2,2-Tetrachloroethane	ND		0.00655	ND		0.00595	ND		0.00585	ND		0.00715
1,3-Dichlorobenzene	ND		0.00655	ND		0.00595	ND		0.00585	ND		0.00715
1,4-Dichlorobenzene	ND		0.00655	ND		0.00595	ND		0.00585	ND		0.00715
1,2-Dichlorobenzene	ND		0.00655	ND		0.00595	ND		0.00585	ND		0.00715
1,2,4-Trichlorobenzene	ND		0.00655	ND		0.00595	ND		0.00585	ND		0.00715
Naphthalene	ND		0.00655	ND		0.00595	ND		0.00585	ND		0.00715
TOTAL VO's:	ND			ND			ND			ND		
TOTAL TIC's:	ND			ND			0.114			ND		
TOTAL VO's & TIC's:	ND			ND			0.114			ND		

ND = Analyzed for but Not Detected at the MDL

INTEGRATED ANALYTICAL LABORATORIES, LLC.

SUMMARY REPORT
Client: The Whitman Companies, Inc.
Project: DEXTER CHEMICAL - 97-09-10
Lab Case No.: E03-09114

Lab ID:	09114-013			09114-014			09114-015			09114-016		
Client ID:	AISB-13A			AISB-13B			AISB-13C			AISB-4D		
Depth:	7.5/8			10.5/11			14.5/15			15.5/16		
Matrix:	Soil			Soil			Soil			Soil		
Sampled Date	10/9/03			10/9/03			10/9/03			10/9/03		
PARAMETER(Units)	Conc	Q	MDL	Conc	Q	MDL	Conc	Q	MDL	Conc	Q	MDL
Volatiles Special List (mg/Kg-ppm)												
Chloromethane	ND		0.00555	ND		0.0059	ND		0.0064	ND		0.00605
Vinyl Chloride	ND		0.00555	ND		0.0059	ND		0.0064	ND		0.00605
Bromomethane	ND		0.00555	ND		0.0059	ND		0.0064	ND		0.00605
Chloroethane	ND		0.00555	ND		0.0059	ND		0.0064	ND		0.00605
Trichlorofluoromethane	ND		0.00555	ND		0.0059	ND		0.0064	ND		0.00605
Acrolein	ND		0.011	ND		0.012	ND		0.013	ND		0.012
1,1-Dichloroethene	ND		0.00555	ND		0.0059	ND		0.0064	ND		0.00605
Methylene Chloride	ND		0.00555	ND		0.0059	ND		0.0064	ND		0.00605
Acrylonitrile	ND		0.011	ND		0.012	ND		0.013	ND		0.012
trans-1,2-Dichloroethene	ND		0.00555	ND		0.0059	ND		0.0064	ND		0.00605
1,1-Dichloroethane	ND		0.00555	ND		0.0059	ND		0.0064	ND		0.00605
cis-1,2-Dichloroethene	ND		0.00555	ND		0.0059	ND		0.0064	ND		0.00605
Chloroform	ND		0.00555	ND		0.0059	ND		0.0064	ND		0.00605
1,1,1-Trichloroethane	ND		0.00555	ND		0.0059	ND		0.0064	ND		0.00605
Carbon Tetrachloride	ND		0.00555	ND		0.0059	ND		0.0064	ND		0.00605
1,2-Dichloroethane(EDC)	ND		0.00555	ND		0.0059	ND		0.0064	ND		0.00605
Benzene	ND		0.00555	ND		0.0059	ND		0.0064	ND		0.00605
Trichloroethene	ND		0.00555	ND		0.0059	ND		0.0064	ND		0.00605
1,2-Dichloropropane	ND		0.00555	ND		0.0059	ND		0.0064	ND		0.00605
Bromodichloromethane	ND		0.00555	ND		0.0059	ND		0.0064	ND		0.00605
2-Chloroethylvinyl Ether	ND		0.00555	ND		0.0059	ND		0.0064	ND		0.00605
cis-1,3-Dichloropropene	ND		0.00555	ND		0.0059	ND		0.0064	ND		0.00605
Toluene	ND		0.00555	ND		0.0059	ND		0.0064	ND		0.00605
trans-1,3-Dichloropropene	ND		0.00555	ND		0.0059	ND		0.0064	ND		0.00605
1,1,2-Trichloroethane	ND		0.00555	ND		0.0059	ND		0.0064	ND		0.00605
Tetrachloroethene	ND		0.00555	ND		0.0059	ND		0.0064	ND		0.00605
Dibromochloromethane	ND		0.00555	ND		0.0059	ND		0.0064	ND		0.00605
Chlorobenzene	ND		0.00555	0.00991		0.0059	ND		0.0064	ND		0.00605
Ethylbenzene	ND		0.00555	ND		0.0059	ND		0.0064	ND		0.00605
Total Xylenes	ND		0.00555	ND		0.0059	0.0022	J	0.0064	ND		0.00605
Bromoform	ND		0.00555	ND		0.0059	ND		0.0064	ND		0.00605
1,1,2,2-Tetrachloroethane	ND		0.00555	ND		0.0059	ND		0.0064	ND		0.00605
1,3-Dichlorobenzene	ND		0.00555	0.00321	J	0.0059	ND		0.0064	ND		0.00605
1,4-Dichlorobenzene	ND		0.00555	0.00263	J	0.0059	ND		0.0064	ND		0.00605
1,2-Dichlorobenzene	ND		0.00555	ND		0.0059	ND		0.0064	ND		0.00605
1,2,4-Trichlorobenzene	ND		0.00555	ND		0.0059	ND		0.0064	ND		0.00605
Naphthalene	ND		0.00555	ND		0.0059	ND		0.0064	ND		0.00605
TOTAL VO's:	ND			0.016	J		0.0022	J		ND		
TOTAL TIC's:	ND			0.319			0.135			0.018		
TOTAL VO's & TIC's:	ND			0.335	J		0.137	J		0.018		

ND = Analyzed for but Not Detected at the MDL
J = The concentration was detected at a value below the MDL
All qualifiers on individual Volatiles & Semivolatiles are carried down through summation.

INTEGRATED ANALYTICAL LABORATORIES, LLC.

SUMMARY REPORT
Client: The Whitman Companies, Inc.
Project: DEXTER CHEMICAL - 97-09-10
Lab Case No.: E03-09114

Lab ID:	09114-017			09114-018		
Client ID:	AISB-5D			AISB-5E		
Depth:	13/13.5			14.5/15		
Matrix:	Soil			Soil		
Sampled Date	10/9/03			10/9/03		
PARAMETER(Units)	Conc	Q	MDL	Conc	Q	MDL
Volatiles Special List (mg/Kg-ppm)						
Chloromethane	ND		0.0066	ND		0.00595
Vinyl Chloride	ND		0.0066	ND		0.00595
Bromomethane	ND		0.0066	ND		0.00595
Chloroethane	ND		0.0066	ND		0.00595
Trichlorofluoromethane	ND		0.0066	ND		0.00595
Acrolein	ND		0.013	ND		0.012
1,1-Dichloroethene	ND		0.0066	ND		0.00595
Methylene Chloride	ND		0.0066	ND		0.00595
Acrylonitrile	ND		0.013	ND		0.012
trans-1,2-Dichloroethene	ND		0.0066	ND		0.00595
1,1-Dichloroethane	ND		0.0066	ND		0.00595
cis-1,2-Dichloroethene	ND		0.0066	ND		0.00595
Chloroform	ND		0.0066	ND		0.00595
1,1,1-Trichloroethane	ND		0.0066	ND		0.00595
Carbon Tetrachloride	ND		0.0066	ND		0.00595
1,2-Dichloroethane(EDC)	ND		0.0066	ND		0.00595
Benzene	ND		0.0066	ND		0.00595
Trichloroethene	ND		0.0066	ND		0.00595
1,2-Dichloropropane	ND		0.0066	ND		0.00595
Bromodichloromethane	ND		0.0066	ND		0.00595
2-Chloroethylvinyl Ether	ND		0.0066	ND		0.00595
cis-1,3-Dichloropropene	ND		0.0066	ND		0.00595
Toluene	ND		0.0066	ND		0.00595
trans-1,3-Dichloropropene	ND		0.0066	ND		0.00595
1,1,2-Trichloroethane	ND		0.0066	ND		0.00595
Tetrachloroethene	ND		0.0066	ND		0.00595
Dibromochloromethane	ND		0.0066	ND		0.00595
Chlorobenzene	ND		0.0066	ND		0.00595
Ethylbenzene	ND		0.0066	ND		0.00595
Total Xylenes	ND		0.0066	ND		0.00595
Bromoform	ND		0.0066	ND		0.00595
1,1,2,2-Tetrachloroethane	ND		0.0066	ND		0.00595
1,3-Dichlorobenzene	ND		0.0066	ND		0.00595
1,4-Dichlorobenzene	ND		0.0066	ND		0.00595
1,2-Dichlorobenzene	ND		0.0066	ND		0.00595
1,2,4-Trichlorobenzene	ND		0.0066	ND		0.00595
Naphthalene	ND		0.0066	ND		0.00595
TOTAL VO's:	ND			ND		
TOTAL TIC's:	ND			ND		
TOTAL VO's & TIC's:	ND			ND		

ND = Analyzed for but Not Detected at the MDL
J = The concentration was detected at a value below the MDL
All qualifiers on individual Volatiles & Semivolatiles are carried down through summation.

INTEGRATED ANALYTICAL LABORATORIES

VOLATILE ORGANICS

Client/Project: WHITMAN/DEXTER CHE

Lab ID: 09114-001
Client ID: AISB-9A/7-7.5
Date Received: 10/11/2003
Date Analyzed: 10/15/2003
Data file: I7469.D

GC/MS Column: DB-624
Sample wt/vol: 0.5g
Matrix-Units: Soil-mg/Kg (ppm)
Dilution Factor: 10
% Moisture: 9.2

Compound	Concentration	Q	MDL
Chloromethane	ND		0.055
Vinyl Chloride	ND		0.055
Bromomethane	ND		0.055
Chloroethane	ND		0.055
Trichlorofluoromethane	ND		0.055
Acrolein	ND		0.110
1,1-Dichloroethene	ND		0.055
Methylene Chloride	ND		0.055
Acrylonitrile	ND		0.110
trans-1,2-Dichloroethene	ND		0.055
1,1-Dichloroethane	ND		0.055
cis-1,2-Dichloroethene	ND		0.055
Chloroform	ND		0.055
1,1,1-Trichloroethane	ND		0.055
Carbon Tetrachloride	ND		0.055
1,2-Dichloroethane(EDC)	ND		0.055
Benzene	ND		0.055
Trichloroethene	ND		0.055
1,2-Dichloropropane	ND		0.055
Bromodichloromethane	ND		0.055
2-Chloroethylvinyl Ether	ND		0.055
cis-1,3-Dichloropropene	ND		0.055
Toluene	ND		0.055
trans-1,3-Dichloropropene	ND		0.055
1,1,2-Trichloroethane	ND		0.055
Tetrachloroethene	ND		0.055
Dibromochloromethane	ND		0.055
Chlorobenzene	ND		0.055
Ethylbenzene	0.173		0.055
Total Xylenes	1.37		0.055
Bromoform	ND		0.055
1,1,2,2-Tetrachloroethane	ND		0.055
1,3-Dichlorobenzene	0.075		0.055
1,4-Dichlorobenzene	0.287		0.055
1,2-Dichlorobenzene	0.363		0.055
1,2,4-Trichlorobenzene	2.08		0.055
Naphthalene	1.86		0.055

Total Target Compounds: 6.21

INTEGRATED ANALYTICAL LABORATORIES

VOLATILE ORGANICS
Tentatively Identified Compounds

Client/Project: WHITMAN/DEXTER CHE

Lab ID: 09114-001
Client ID: AISB-9A/7-7.5
Date Received: 10/11/2003
Date Analyzed: 10/15/2003
Date File: I7469.D

GC/MS Column: DB-624
Sample wt/vol: 0.5g
Matrix-Units: Soil-mg/Kg (ppm)
Dilution Factor: 10
% Moisture: 9.2

CAS #	Compound	Estimated Concentration	Retention Time
	Unknown alkane	0.942	16.91
	Unknown alkane	2.46	17.64
	Substituted benzene	0.898	18.05
	Unknown alkane	0.773	18.19
	Unknown alkane	2.42	18.31
	Substituted benzene	1.00	18.80
	Substituted benzene	1.24	18.90
	Substituted benzene	1.28	19.50
	Unknown alkane	0.947	19.63
	Substituted benzene	0.875	20.12

Total TICs = 12.8

INTEGRATED ANALYTICAL LABORATORIES

VOLATILE ORGANICS

Client/Project: WHITMAN/DEXTER CHE

Lab ID: 09114-002
Client ID: AISB-9B/9.5-10
Date Received: 10/11/2003
Date Analyzed: 10/15/2003
Data file: I7466.D

GC/MS Column: DB-624
Sample wt/vol: 1g
Matrix-Units: Soil-mg/Kg (ppm)
Dilution Factor: 5
% Moisture: 14.5

Compound	Concentration	Q	MDL
Chloromethane	ND		0.029
Vinyl Chloride	ND		0.029
Bromomethane	ND		0.029
Chloroethane	ND		0.029
Trichlorofluoromethane	ND		0.029
Acrolein	ND		0.058
1,1-Dichloroethene	ND		0.029
Methylene Chloride	ND		0.029
Acrylonitrile	ND		0.058
trans-1,2-Dichloroethene	ND		0.029
1,1-Dichloroethane	ND		0.029
cis-1,2-Dichloroethene	ND		0.029
Chloroform	ND		0.029
1,1,1-Trichloroethane	ND		0.029
Carbon Tetrachloride	ND		0.029
1,2-Dichloroethane(EDC)	ND		0.029
Benzene	ND		0.029
Trichloroethene	ND		0.029
1,2-Dichloropropane	ND		0.029
Bromodichloromethane	ND		0.029
2-Chloroethylvinyl Ether	ND		0.029
cis-1,3-Dichloropropene	ND		0.029
Toluene	ND		0.029
trans-1,3-Dichloropropene	ND		0.029
1,1,2-Trichloroethane	ND		0.029
Tetrachloroethene	ND		0.029
Dibromochloromethane	ND		0.029
Chlorobenzene	ND		0.029
Ethylbenzene	0.048		0.029
Total Xylenes	0.460		0.029
Bromoform	ND		0.029
1,1,2,2-Tetrachloroethane	ND		0.029
1,3-Dichlorobenzene	0.220		0.029
1,4-Dichlorobenzene	0.366		0.029
1,2-Dichlorobenzene	0.277		0.029
1,2,4-Trichlorobenzene	0.707		0.029
Naphthalene	0.880		0.029

Total Target Compounds: 2.96

INTEGRATED ANALYTICAL LABORATORIES

VOLATILE ORGANICS
Tentatively Identified Compounds

Client/Project: WHITMAN/DEXTER CHE

Lab ID: 09114-002
Client ID: AISB-9B/9.5-10
Date Received: 10/11/2003
Date Analyzed: 10/15/2003
Date File: I7466.D

GC/MS Column: DB-624
Sample wt/vol: 1g
Matrix-Units: Soil-mg/Kg (ppm)
Dilution Factor: 5
% Moisture: 14.5

CAS #	Compound	Estimated Concentration	Retention Time
	Substituted benzene	0.205	17.44
	Substituted benzene	0.291	18.32
	Substituted benzene	0.219	18.39
	Substituted benzene	0.508	18.77
	Substituted benzene	0.592	18.89
	Substituted benzene	0.172	19.30
	Substituted benzene	0.373	19.42
	Substituted benzene	0.917	19.49
	Substituted benzene	0.214	19.87
	Substituted benzene	0.477	20.09

Total TICs = 3.97

INTEGRATED ANALYTICAL LABORATORIES

VOLATILE ORGANICS

Client/Project: WHITMAN/DEXTER CHE

Lab ID: 09114-003
Client ID: AISB-9C/14.5-15
Date Received: 10/11/2003
Date Analyzed: 10/15/2003
Data file: I7467.D

GC/MS Column: DB-624
Sample wt/vol: 1g
Matrix-Units: Soil-mg/Kg (ppm)
Dilution Factor: 5
% Moisture: 8.3

Compound	Concentration	Q	MDL
Chloromethane	ND		0.027
Vinyl Chloride	ND		0.027
Bromomethane	ND		0.027
Chloroethane	ND		0.027
Trichlorofluoromethane	ND		0.027
Acrolein	ND		0.054
1,1-Dichloroethene	ND		0.027
Methylene Chloride	ND		0.027
Acrylonitrile	ND		0.054
trans-1,2-Dichloroethene	ND		0.027
1,1-Dichloroethane	ND		0.027
cis-1,2-Dichloroethene	ND		0.027
Chloroform	ND		0.027
1,1,1-Trichloroethane	ND		0.027
Carbon Tetrachloride	ND		0.027
1,2-Dichloroethane(EDC)	ND		0.027
Benzene	ND		0.027
Trichloroethene	ND		0.027
1,2-Dichloropropane	ND		0.027
Bromodichloromethane	ND		0.027
2-Chloroethylvinyl Ether	ND		0.027
cis-1,3-Dichloropropene	ND		0.027
Toluene	ND		0.027
trans-1,3-Dichloropropene	ND		0.027
1,1,2-Trichloroethane	ND		0.027
Tetrachloroethene	ND		0.027
Dibromochloromethane	ND		0.027
Chlorobenzene	ND		0.027
Ethylbenzene	ND		0.027
Total Xylenes	0.041		0.027
Bromoform	ND		0.027
1,1,2,2-Tetrachloroethane	ND		0.027
1,3-Dichlorobenzene	0.014	J	0.027
1,4-Dichlorobenzene	0.020	J	0.027
1,2-Dichlorobenzene	ND		0.027
1,2,4-Trichlorobenzene	0.022	J	0.027
Naphthalene	0.738		0.027
Total Target Compounds:	0.834	J	

INTEGRATED ANALYTICAL LABORATORIES

VOLATILE ORGANICS
Tentatively Identified Compounds

Client/Project: WHITMAN/DEXTER CHE

Lab ID: 09114-003
Client ID: AISB-9C/14.5-15
Date Received: 10/11/2003
Date Analyzed: 10/15/2003
Date File: I7467.D

GC/MS Column: DB-624
Sample wt/vol: 1g
Matrix-Units: Soil-mg/Kg (ppm)
Dilution Factor: 5
% Moisture: 8.3

CAS #	Compound	Estimated Concentration	Retention Time
	Substituted benzene	0.323	18.32
	Substituted benzene	0.502	18.41
	Substituted benzene	0.629	18.79
	Substituted benzene	0.764	18.90
	Substituted benzene	0.241	19.30
	Substituted benzene	0.419	19.43
	Substituted benzene	0.875	19.50
	Substituted benzene	0.303	19.89
	Substituted benzene	0.743	20.11
	Substituted benzene	0.391	20.65

Total TICs = 5.19

INTEGRATED ANALYTICAL LABORATORIES

VOLATILE ORGANICS

Client/Project: WHITMAN/DEXTER CHE

Lab ID: 09114-004
Client ID: AISB-10A/7-7.5
Date Received: 10/11/2003
Date Analyzed: 10/17/2003
Data file: F6918.D

GC/MS Column: DB-624
Sample wt/vol: 0.025g
Matrix-Units: Soil-mg/Kg (ppm)
Dilution Factor: 200
% Moisture: 15.2

Compound	Concentration	Q	MDL
Chloromethane	ND		0.590
Vinyl Chloride	ND		0.590
Bromomethane	ND		0.590
Chloroethane	ND		0.590
Trichlorofluoromethane	ND		0.590
Acrolein	ND		1.18
1,1-Dichloroethene	ND		0.590
Methylene Chloride	ND		0.590
Acrylonitrile	ND		1.18
trans-1,2-Dichloroethene	ND		0.590
1,1-Dichloroethane	ND		0.590
cis-1,2-Dichloroethene	ND		0.590
Chloroform	ND		0.590
1,1,1-Trichloroethane	ND		0.590
Carbon Tetrachloride	ND		0.590
1,2-Dichloroethane(EDC)	ND		0.590
Benzene	ND		0.590
Trichloroethene	ND		0.590
1,2-Dichloropropane	ND		0.590
Bromodichloromethane	ND		0.590
2-Chloroethylvinyl Ether	ND		0.590
cis-1,3-Dichloropropene	ND		0.590
Toluene	ND		0.590
trans-1,3-Dichloropropene	ND		0.590
1,1,2-Trichloroethane	ND		0.590
Tetrachloroethene	ND		0.590
Dibromochloromethane	ND		0.590
Chlorobenzene	ND		0.590
Ethylbenzene	0.588	J	0.590
Total Xylenes	5.17		0.590
Bromoform	ND		0.590
1,1,2,2-Tetrachloroethane	ND		0.590
1,3-Dichlorobenzene	0.454	J	0.590
1,4-Dichlorobenzene	1.30		0.590
1,2-Dichlorobenzene	2.61		0.590
1,2,4-Trichlorobenzene	21.9		0.590
Naphthalene	14.2		0.590
Total Target Compounds:	46.2	J	

INTEGRATED ANALYTICAL LABORATORIES

VOLATILE ORGANICS
Tentatively Identified Compounds

Client/Project: WHITMAN/DEXTER CHE

Lab ID: 09114-004
Client ID: AISB-10A/7-7.5
Date Received: 10/11/2003
Date Analyzed: 10/17/2003
Date File: F6918.D

GC/MS Column: DB-624
Sample wt/vol: 0.025g
Matrix-Units: Soil-mg/Kg (ppm)
Dilution Factor: 200
% Moisture: 15.2

CAS #	Compound	Estimated Concentration	Retention Time
	Substituted benzene	5.87	18.67
	Unknown alkane	43.4	18.95
	Unknown alkane	42.4	19.88
	Substituted benzene	11.7	20.54
	Substituted benzene	13.4	20.69
	Substituted benzene	10.4	21.42
	Substituted benzene	15.2	21.53
	Unknown alkane	15.1	21.75
	Substituted benzene	6.13	22.01
	Substituted benzene	17.0	22.31

Total TICs = 181

INTEGRATED ANALYTICAL LABORATORIES

VOLATILE ORGANICS

Client/Project: WHITMAN/DEXTER CHE

Lab ID: 09114-005
Client ID: AISB-10B/10.5-11
Date Received: 10/11/2003
Date Analyzed: 10/17/2003
Data file: F6919.D

GC/MS Column: DB-624
Sample wt/vol: 0.01g
Matrix-Units: Soil-mg/Kg (ppm)
Dilution Factor: 500
% Moisture: 13.7

Compound	Concentration	Q	MDL
Chloromethane	ND		0.579
Vinyl Chloride	ND		0.579
Bromomethane	ND		0.579
Chloroethane	ND		0.579
Trichlorofluoromethane	ND		0.579
Acrolein	ND		2.90
1,1-Dichloroethene	ND		0.579
Methylene Chloride	ND		0.579
Acrylonitrile	ND		2.90
trans-1,2-Dichloroethene	ND		0.579
1,1-Dichloroethane	ND		0.579
cis-1,2-Dichloroethene	ND		0.579
Chloroform	ND		0.579
1,1,1-Trichloroethane	ND		0.579
Carbon Tetrachloride	ND		0.579
1,2-Dichloroethane(EDC)	ND		0.579
Benzene	ND		0.290
Trichloroethene	ND		0.579
1,2-Dichloropropane	ND		0.579
Bromodichloromethane	ND		0.579
2-Chloroethylvinyl Ether	ND		0.579
cis-1,3-Dichloropropene	ND		0.579
Toluene	ND		0.579
trans-1,3-Dichloropropene	ND		0.579
1,1,2-Trichloroethane	ND		0.579
Tetrachloroethene	ND		0.579
Dibromochloromethane	ND		0.579
Chlorobenzene	ND		0.579
Ethylbenzene	ND		0.579
Total Xylenes	2.93		0.579
Bromoform	ND		0.579
1,1,2,2-Tetrachloroethane	ND		0.579
1,3-Dichlorobenzene	ND		0.579
1,4-Dichlorobenzene	1.22		0.579
1,2-Dichlorobenzene	2.31		0.579
1,2,4-Trichlorobenzene	32.2		0.579
Naphthalene	5.71		0.579

Total Target Compounds: 44.4

INTEGRATED ANALYTICAL LABORATORIES

VOLATILE ORGANICS
Tentatively Identified Compounds

Client/Project: WHITMAN/DEXTER CHE

Lab ID: 09114-005
Client ID: AISB-10B/10.5-11
Date Received: 10/11/2003
Date Analyzed: 10/17/2003
Date File: F6919.D

GC/MS Column: DB-624
Sample wt/vol: 0.01g
Matrix-Units: Soil-mg/Kg (ppm)
Dilution Factor: 500
% Moisture: 13.7

CAS #	Compound	Estimated Concentration	Retention Time
	Unknown alkane	13.0	18.94
	Unknown alkane	13.4	19.87
	Unknown alkane	5.27	20.24
	Substituted benzene	6.08	20.53
	Substituted benzene	5.45	20.68
	Substituted benzene	5.45	21.22
	Substituted benzene	5.04	21.43
	Substituted benzene	8.40	21.53
	Unknown alkane	9.27	21.75
	Substituted benzene	8.52	22.33

Total TICs = 79.9

INTEGRATED ANALYTICAL LABORATORIES

VOLATILE ORGANICS

Client/Project: WHITMAN/DEXTER CHE

Lab ID: 09114-006
Client ID: AISB-10C/14.5-15
Date Received: 10/11/2003
Date Analyzed: 10/15/2003
Data file: I7468.D

GC/MS Column: DB-624
Sample wt/vol: 1g
Matrix-Units: Soil-mg/Kg (ppm)
Dilution Factor: 5
% Moisture: 14.2

Compound	Concentration	Q	MDL
Chloromethane	ND		0.029
Vinyl Chloride	ND		0.029
Bromomethane	ND		0.029
Chloroethane	ND		0.029
Trichlorofluoromethane	ND		0.029
Acrolein	ND		0.058
1,1-Dichloroethene	ND		0.029
Methylene Chloride	ND		0.029
Acrylonitrile	ND		0.058
trans-1,2-Dichloroethene	ND		0.029
1,1-Dichloroethane	ND		0.029
cis-1,2-Dichloroethene	0.030		0.029
Chloroform	ND		0.029
1,1,1-Trichloroethane	ND		0.029
Carbon Tetrachloride	ND		0.029
1,2-Dichloroethane(EDC)	ND		0.029
Benzene	ND		0.029
Trichloroethene	ND		0.029
1,2-Dichloropropane	ND		0.029
Bromodichloromethane	ND		0.029
2-Chloroethylvinyl Ether	ND		0.029
cis-1,3-Dichloropropene	ND		0.029
Toluene	ND		0.029
trans-1,3-Dichloropropene	ND		0.029
1,1,2-Trichloroethane	ND		0.029
Tetrachloroethene	ND		0.029
Dibromochloromethane	ND		0.029
Chlorobenzene	ND		0.029
Ethylbenzene	ND		0.029
Total Xylenes	0.042		0.029
Bromoform	ND		0.029
1,1,2,2-Tetrachloroethane	ND		0.029
1,3-Dichlorobenzene	0.00907	J	0.029
1,4-Dichlorobenzene	0.052		0.029
1,2-Dichlorobenzene	0.139		0.029
1,2,4-Trichlorobenzene	1.14		0.029
Naphthalene	0.627		0.029
Total Target Compounds:	2.04	J	

INTEGRATED ANALYTICAL LABORATORIES

VOLATILE ORGANICS
Tentatively Identified Compounds

Client/Project: WHITMAN/DEXTER CHE

Lab ID: 09114-006
Client ID: AISB-10C/14.5-15
Date Received: 10/11/2003
Date Analyzed: 10/15/2003
Date File: I7468.D

GC/MS Column: DB-624
Sample wt/vol: 1g
Matrix-Units: Soil-mg/Kg (ppm)
Dilution Factor: 5
% Moisture: 14.2

CAS #	Compound	Estimated Concentration	Retention Time
	Unknown alkane	0.526	17.63
	Substituted benzene	0.187	18.06
	Substituted benzene	0.561	18.32
	Substituted benzene	0.341	18.79
	Substituted benzene	0.418	18.91
	Substituted benzene	0.236	19.44
	Substituted benzene	0.448	19.51
	Substituted benzene	0.171	19.89
	Substituted benzene	0.372	20.11
	Substituted benzene	0.172	21.49

Total TICs = 3.43

INTEGRATED ANALYTICAL LABORATORIES

VOLATILE ORGANICS

Client/Project: WHITMAN/DEXTER CHE

Lab ID: 09114-007
Client ID: AISB-11A/7.5-8
Date Received: 10/11/2003
Date Analyzed: 10/15/2003
Data file: I7453.D

GC/MS Column: DB-624
Sample wt/vol: 5g
Matrix-Units: Soil-mg/Kg (ppm)
Dilution Factor: 1
% Moisture: 11.8

Compound	Concentration	Q	MDL
Chloromethane	ND		0.00565
Vinyl Chloride	ND		0.00565
Bromomethane	ND		0.00565
Chloroethane	ND		0.00565
Trichlorofluoromethane	ND		0.00565
Acrolein	ND		0.011
1,1-Dichloroethene	ND		0.00565
Methylene Chloride	ND		0.00565
Acrylonitrile	ND		0.011
trans-1,2-Dichloroethene	ND		0.00565
1,1-Dichloroethane	ND		0.00565
cis-1,2-Dichloroethene	ND		0.00565
Chloroform	ND		0.00565
1,1,1-Trichloroethane	ND		0.00565
Carbon Tetrachloride	ND		0.00565
1,2-Dichloroethane(EDC)	ND		0.00565
Benzene	ND		0.00565
Trichloroethene	ND		0.00565
1,2-Dichloropropane	ND		0.00565
Bromodichloromethane	ND		0.00565
2-Chloroethylvinyl Ether	ND		0.00565
cis-1,3-Dichloropropene	ND		0.00565
Toluene	ND		0.00565
trans-1,3-Dichloropropene	ND		0.00565
1,1,2-Trichloroethane	ND		0.00565
Tetrachloroethene	ND		0.00565
Dibromochloromethane	ND		0.00565
Chlorobenzene	ND		0.00565
Ethylbenzene	ND		0.00565
Total Xylenes	ND		0.00565
Bromoform	ND		0.00565
1,1,2,2-Tetrachloroethane	ND		0.00565
1,3-Dichlorobenzene	ND		0.00565
1,4-Dichlorobenzene	ND		0.00565
1,2-Dichlorobenzene	ND		0.00565
1,2,4-Trichlorobenzene	ND		0.00565
Naphthalene	ND		0.00565

Total Target Compounds: 0

INTEGRATED ANALYTICAL LABORATORIES

VOLATILE ORGANICS
Tentatively Identified Compounds

Client/Project: WHITMAN/DEXTER CHE

Lab ID: 09114-007
Client ID: AISB-11A/7.5-8
Date Received: 10/11/2003
Date Analyzed: 10/15/2003
Date File: I7453.D

GC/MS Column: DB-624
Sample wt/vol: 5g
Matrix-Units: Soil-mg/Kg (ppm)
Dilution Factor: 1
% Moisture: 11.8

CAS #	Compound	Estimated Concentration	Retention Time

No peaks detected

Total TICs = 0

INTEGRATED ANALYTICAL LABORATORIES

VOLATILE ORGANICS

Client/Project: WHITMAN/DEXTER CHE

Lab ID: 09114-008
Client ID: AISB-11B/10.5-11
Date Received: 10/11/2003
Date Analyzed: 10/15/2003
Data file: I7454.D

GC/MS Column: DB-624
Sample wt/vol: 5g
Matrix-Units: Soil-mg/Kg (ppm)
Dilution Factor: 1
% Moisture: 11.4

Compound	Concentration	Q	MDL
Chloromethane	ND		0.00565
Vinyl Chloride	ND		0.00565
Bromomethane	ND		0.00565
Chloroethane	ND		0.00565
Trichlorofluoromethane	ND		0.00565
Acrolein	ND		0.011
1,1-Dichloroethene	ND		0.00565
Methylene Chloride	ND		0.00565
Acrylonitrile	ND		0.011
trans-1,2-Dichloroethene	ND		0.00565
1,1-Dichloroethane	ND		0.00565
cis-1,2-Dichloroethene	ND		0.00565
Chloroform	ND		0.00565
1,1,1-Trichloroethane	ND		0.00565
Carbon Tetrachloride	ND		0.00565
1,2-Dichloroethane(EDC)	ND		0.00565
Benzene	ND		0.00565
Trichloroethene	ND		0.00565
1,2-Dichloropropane	ND		0.00565
Bromodichloromethane	ND		0.00565
2-Chloroethylvinyl Ether	ND		0.00565
cis-1,3-Dichloropropene	ND		0.00565
Toluene	ND		0.00565
trans-1,3-Dichloropropene	ND		0.00565
1,1,2-Trichloroethane	ND		0.00565
Tetrachloroethene	ND		0.00565
Dibromochloromethane	ND		0.00565
Chlorobenzene	ND		0.00565
Ethylbenzene	ND		0.00565
Total Xylenes	ND		0.00565
Bromoform	ND		0.00565
1,1,2,2-Tetrachloroethane	ND		0.00565
1,3-Dichlorobenzene	ND		0.00565
1,4-Dichlorobenzene	ND		0.00565
1,2-Dichlorobenzene	ND		0.00565
1,2,4-Trichlorobenzene	ND		0.00565
Naphthalene	0.00362	J	0.00565
Total Target Compounds:	0.00362	J	

INTEGRATED ANALYTICAL LABORATORIES

VOLATILE ORGANICS
Tentatively Identified Compounds

Client/Project: WHITMAN/DEXTER CHE

Lab ID: 09114-008
Client ID: AISB-11B/10.5-11
Date Received: 10/11/2003
Date Analyzed: 10/15/2003
Date File: I7454.D

GC/MS Column: DB-624
Sample wt/vol: 5g
Matrix-Units: Soil-mg/Kg (ppm)
Dilution Factor: 1
% Moisture: 11.4

CAS #	Compound	Estimated Concentration	Retention Time
000067-64-1	Acetone	0.036	5.92

Total TICs = 0.036

INTEGRATED ANALYTICAL LABORATORIES

VOLATILE ORGANICS

Client/Project: WHITMAN/DEXTER CHE

Lab ID: 09114-009
Client ID: AISB-11C/14.5-15
Date Received: 10/11/2003
Date Analyzed: 10/15/2003
Data file: I7457.D

GC/MS Column: DB-624
Sample wt/vol: 5g
Matrix-Units: Soil-mg/Kg (ppm)
Dilution Factor: 1
% Moisture: 23.6

Compound	Concentration	Q	MDL
Chloromethane	ND		0.00655
Vinyl Chloride	ND		0.00655
Bromomethane	ND		0.00655
Chloroethane	ND		0.00655
Trichlorofluoromethane	ND		0.00655
Acrolein	ND		0.013
1,1-Dichloroethene	ND		0.00655
Methylene Chloride	ND		0.00655
Acrylonitrile	ND		0.013
trans-1,2-Dichloroethene	ND		0.00655
1,1-Dichloroethane	ND		0.00655
cis-1,2-Dichloroethene	ND		0.00655
Chloroform	ND		0.00655
1,1,1-Trichloroethane	ND		0.00655
Carbon Tetrachloride	ND		0.00655
1,2-Dichloroethane(EDC)	ND		0.00655
Benzene	ND		0.00655
Trichloroethene	ND		0.00655
1,2-Dichloropropane	ND		0.00655
Bromodichloromethane	ND		0.00655
2-Chloroethylvinyl Ether	ND		0.00655
cis-1,3-Dichloropropene	ND		0.00655
Toluene	ND		0.00655
trans-1,3-Dichloropropene	ND		0.00655
1,1,2-Trichloroethane	ND		0.00655
Tetrachloroethene	ND		0.00655
Dibromochloromethane	ND		0.00655
Chlorobenzene	ND		0.00655
Ethylbenzene	ND		0.00655
Total Xylenes	ND		0.00655
Bromoform	ND		0.00655
1,1,2,2-Tetrachloroethane	ND		0.00655
1,3-Dichlorobenzene	ND		0.00655
1,4-Dichlorobenzene	ND		0.00655
1,2-Dichlorobenzene	ND		0.00655
1,2,4-Trichlorobenzene	ND		0.00655
Naphthalene	ND		0.00655

Total Target Compounds: 0

INTEGRATED ANALYTICAL LABORATORIES

VOLATILE ORGANICS
Tentatively Identified Compounds

Client/Project: WHITMAN/DEXTER CHE

Lab ID: 09114-009
Client ID: AISB-11C/14.5-15
Date Received: 10/11/2003
Date Analyzed: 10/15/2003
Data file: I7457.D

GC/MS Column: DB-624
Sample wt/vol: 5g
Matrix-Units: Soil-mg/Kg (ppm)
Dilution Factor: 1
% Moisture: 23.6

CAS #	Compound	Estimated Concentration	Retention Time

No peaks detected

Total TICs = 0

INTEGRATED ANALYTICAL LABORATORIES

VOLATILE ORGANICS

Client/Project: WHITMAN/DEXTER CHE

Lab ID: 09114-010
Client ID: AISB-12A/7.5-8
Date Received: 10/11/2003
Date Analyzed: 10/15/2003
Data file: I7456.D

GC/MS Column: DB-624
Sample wt/vol: 5g
Matrix-Units: Soil-mg/Kg (ppm)
Dilution Factor: 1
% Moisture: 16.3

Compound	Concentration	Q	MDL
Chloromethane	ND		0.00595
Vinyl Chloride	ND		0.00595
Bromomethane	ND		0.00595
Chloroethane	ND		0.00595
Trichlorofluoromethane	ND		0.00595
Acrolein	ND		0.012
1,1-Dichloroethene	ND		0.00595
Methylene Chloride	ND		0.00595
Acrylonitrile	ND		0.012
trans-1,2-Dichloroethene	ND		0.00595
1,1-Dichloroethane	ND		0.00595
cis-1,2-Dichloroethene	ND		0.00595
Chloroform	ND		0.00595
1,1,1-Trichloroethane	ND		0.00595
Carbon Tetrachloride	ND		0.00595
1,2-Dichloroethane(EDC)	ND		0.00595
Benzene	ND		0.00595
Trichloroethene	ND		0.00595
1,2-Dichloropropane	ND		0.00595
Bromodichloromethane	ND		0.00595
2-Chloroethylvinyl Ether	ND		0.00595
cis-1,3-Dichloropropene	ND		0.00595
Toluene	ND		0.00595
trans-1,3-Dichloropropene	ND		0.00595
1,1,2-Trichloroethane	ND		0.00595
Tetrachloroethene	ND		0.00595
Dibromochloromethane	ND		0.00595
Chlorobenzene	ND		0.00595
Ethylbenzene	ND		0.00595
Total Xylenes	ND		0.00595
Bromoform	ND		0.00595
1,1,2,2-Tetrachloroethane	ND		0.00595
1,3-Dichlorobenzene	ND		0.00595
1,4-Dichlorobenzene	ND		0.00595
1,2-Dichlorobenzene	ND		0.00595
1,2,4-Trichlorobenzene	ND		0.00595
Naphthalene	ND		0.00595

Total Target Compounds: 0

INTEGRATED ANALYTICAL LABORATORIES

VOLATILE ORGANICS
Tentatively Identified Compounds

Client/Project: WHITMAN/DEXTER CHE

Lab ID: 09114-010
Client ID: AISB-12A/7.5-8
Date Received: 10/11/2003
Date Analyzed: 10/15/2003
Data file: I7456.D

GC/MS Column: DB-624
Sample wt/vol: 5g
Matrix-Units: Soil-mg/Kg (ppm)
Dilution Factor: 1
% Moisture: 16.3

CAS #	Compound	Estimated Concentration	Retention Time
	No peaks detected		

Total TICs = 0

INTEGRATED ANALYTICAL LABORATORIES

VOLATILE ORGANICS

Client/Project: WHITMAN/DEXTER CHE

Lab ID: 09114-011
Client ID: AISB-12B/10.5-11
Date Received: 10/11/2003
Date Analyzed: 10/15/2003
Data file: I7458.D

GC/MS Column: DB-624
Sample wt/vol: 5g
Matrix-Units: Soil-mg/Kg (ppm)
Dilution Factor: 1
% Moisture: 14.2

Compound	Concentration	Q	MDL
Chloromethane	ND		0.00585
Vinyl Chloride	ND		0.00585
Bromomethane	ND		0.00585
Chloroethane	ND		0.00585
Trichlorofluoromethane	ND		0.00585
Acrolein	ND		0.012
1,1-Dichloroethene	ND		0.00585
Methylene Chloride	ND		0.00585
Acrylonitrile	ND		0.012
trans-1,2-Dichloroethene	ND		0.00585
1,1-Dichloroethane	ND		0.00585
cis-1,2-Dichloroethene	ND		0.00585
Chloroform	ND		0.00585
1,1,1-Trichloroethane	ND		0.00585
Carbon Tetrachloride	ND		0.00585
1,2-Dichloroethane(EDC)	ND		0.00585
Benzene	ND		0.00585
Trichloroethene	ND		0.00585
1,2-Dichloropropane	ND		0.00585
Bromodichloromethane	ND		0.00585
2-Chloroethylvinyl Ether	ND		0.00585
cis-1,3-Dichloropropene	ND		0.00585
Toluene	ND		0.00585
trans-1,3-Dichloropropene	ND		0.00585
1,1,2-Trichloroethane	ND		0.00585
Tetrachloroethene	ND		0.00585
Dibromochloromethane	ND		0.00585
Chlorobenzene	ND		0.00585
Ethylbenzene	ND		0.00585
Total Xylenes	ND		0.00585
Bromoform	ND		0.00585
1,1,2,2-Tetrachloroethane	ND		0.00585
1,3-Dichlorobenzene	ND		0.00585
1,4-Dichlorobenzene	ND		0.00585
1,2-Dichlorobenzene	ND		0.00585
1,2,4-Trichlorobenzene	ND		0.00585
Naphthalene	ND		0.00585

Total Target Compounds: 0

INTEGRATED ANALYTICAL LABORATORIES

VOLATILE ORGANICS
Tentatively Identified Compounds

Client/Project: WHITMAN/DEXTER CHE

Lab ID: 09114-011
Client ID: AISB-12B/10.5-11
Date Received: 10/11/2003
Date Analyzed: 10/15/2003
Date File: I7458.D

GC/MS Column: DB-624
Sample wt/vol: 5g
Matrix-Units: Soil-mg/Kg (ppm)
Dilution Factor: 1
% Moisture: 14.2

CAS #	Compound	Estimated Concentration	Retention Time
000067-64-1	Acetone	0.106	5.49
	Unknown alkane	0.00784	19.62

Total TICs = 0.114

INTEGRATED ANALYTICAL LABORATORIES

VOLATILE ORGANICS

Client/Project: WHITMAN/DEXTER CHE

Lab ID: 09114-012
Client ID: AISB-12C/14.5-15
Date Received: 10/11/2003
Date Analyzed: 10/15/2003
Data file: I7459.D

GC/MS Column: DB-624
Sample wt/vol: 5g
Matrix-Units: Soil-mg/Kg (ppm)
Dilution Factor: 1
% Moisture: 30.3

Compound	Concentration	Q	MDL
Chloromethane	ND		0.00715
Vinyl Chloride	ND		0.00715
Bromomethane	ND		0.00715
Chloroethane	ND		0.00715
Trichlorofluoromethane	ND		0.00715
Acrolein	ND		0.014
1,1-Dichloroethene	ND		0.00715
Methylene Chloride	ND		0.00715
Acrylonitrile	ND		0.014
trans-1,2-Dichloroethene	ND		0.00715
1,1-Dichloroethane	ND		0.00715
cis-1,2-Dichloroethene	ND		0.00715
Chloroform	ND		0.00715
1,1,1-Trichloroethane	ND		0.00715
Carbon Tetrachloride	ND		0.00715
1,2-Dichloroethane(EDC)	ND		0.00715
Benzene	ND		0.00715
Trichloroethene	ND		0.00715
1,2-Dichloropropane	ND		0.00715
Bromodichloromethane	ND		0.00715
2-Chloroethylvinyl Ether	ND		0.00715
cis-1,3-Dichloropropene	ND		0.00715
Toluene	ND		0.00715
trans-1,3-Dichloropropene	ND		0.00715
1,1,2-Trichloroethane	ND		0.00715
Tetrachloroethene	ND		0.00715
Dibromochloromethane	ND		0.00715
Chlorobenzene	ND		0.00715
Ethylbenzene	ND		0.00715
Total Xylenes	ND		0.00715
Bromoform	ND		0.00715
1,1,2,2-Tetrachloroethane	ND		0.00715
1,3-Dichlorobenzene	ND		0.00715
1,4-Dichlorobenzene	ND		0.00715
1,2-Dichlorobenzene	ND		0.00715
1,2,4-Trichlorobenzene	ND		0.00715
Naphthalene	ND		0.00715

Total Target Compounds: 0

INTEGRATED ANALYTICAL LABORATORIES

VOLATILE ORGANICS
Tentatively Identified Compounds

Client/Project: WHITMAN/DEXTER CHE

Lab ID: 09114-012
Client ID: AISB-12C/14.5-15
Date Received: 10/11/2003
Date Analyzed: 10/15/2003
Data file: I7459.D

GC/MS Column: DB-624
Sample wt/vol: 5g
Matrix-Units: Soil-mg/Kg (ppm)
Dilution Factor: 1
% Moisture: 30.3

CAS #	Compound	Estimated Concentration	Retention Time

No peaks detected

Total TICs = 0

INTEGRATED ANALYTICAL LABORATORIES

VOLATILE ORGANICS

Client/Project: WHITMAN/DEXTER CHE

Lab ID: 09114-013
Client ID: AISB-13A/7.5-8
Date Received: 10/11/2003
Date Analyzed: 10/15/2003
Data file: I7460.D

GC/MS Column: DB-624
Sample wt/vol: 5g
Matrix-Units: Soil-mg/Kg (ppm)
Dilution Factor: 1
% Moisture: 10.1

Compound	Concentration	Q	MDL
Chloromethane	ND		0.00555
Vinyl Chloride	ND		0.00555
Bromomethane	ND		0.00555
Chloroethane	ND		0.00555
Trichlorofluoromethane	ND		0.00555
Acrolein	ND		0.011
1,1-Dichloroethene	ND		0.00555
Methylene Chloride	ND		0.00555
Acrylonitrile	ND		0.011
trans-1,2-Dichloroethene	ND		0.00555
1,1-Dichloroethane	ND		0.00555
cis-1,2-Dichloroethene	ND		0.00555
Chloroform	ND		0.00555
1,1,1-Trichloroethane	ND		0.00555
Carbon Tetrachloride	ND		0.00555
1,2-Dichloroethane(EDC)	ND		0.00555
Benzene	ND		0.00555
Trichloroethene	ND		0.00555
1,2-Dichloropropane	ND		0.00555
Bromodichloromethane	ND		0.00555
2-Chloroethylvinyl Ether	ND		0.00555
cis-1,3-Dichloropropene	ND		0.00555
Toluene	ND		0.00555
trans-1,3-Dichloropropene	ND		0.00555
1,1,2-Trichloroethane	ND		0.00555
Tetrachloroethene	ND		0.00555
Dibromochloromethane	ND		0.00555
Chlorobenzene	ND		0.00555
Ethylbenzene	ND		0.00555
Total Xylenes	ND		0.00555
Bromoform	ND		0.00555
1,1,2,2-Tetrachloroethane	ND		0.00555
1,3-Dichlorobenzene	ND		0.00555
1,4-Dichlorobenzene	ND		0.00555
1,2-Dichlorobenzene	ND		0.00555
1,2,4-Trichlorobenzene	ND		0.00555
Naphthalene	ND		0.00555

Total Target Compounds: 0

INTEGRATED ANALYTICAL LABORATORIES

VOLATILE ORGANICS
Tentatively Identified Compounds

Client/Project: WHITMAN/DEXTER CHE

Lab ID: 09114-013
Client ID: AISB-13A/7.5-8
Date Received: 10/11/2003
Date Analyzed: 10/15/2003
Data file: I7460.D

GC/MS Column: DB-624
Sample wt/vol: 5g
Matrix-Units: Soil-mg/Kg (ppm)
Dilution Factor: 1
% Moisture: 10.1

CAS #	Compound	Estimated Concentration	Retention Time
	No peaks detected		

Total TICs = 0

INTEGRATED ANALYTICAL LABORATORIES

VOLATILE ORGANICS

Client/Project: WHITMAN/DEXTER CHE

Lab ID: 09114-014
Client ID: AISB-13B/10.5-11
Date Received: 10/11/2003
Date Analyzed: 10/15/2003
Data file: I7461.D

GC/MS Column: DB-624
Sample wt/vol: 5g
Matrix-Units: Soil-mg/Kg (ppm)
Dilution Factor: 1
% Moisture: 15.4

Compound	Concentration	Q	MDL
Chloromethane	ND		0.0059
Vinyl Chloride	ND		0.0059
Bromomethane	ND		0.0059
Chloroethane	ND		0.0059
Trichlorofluoromethane	ND		0.0059
Acrolein	ND		0.012
1,1-Dichloroethene	ND		0.0059
Methylene Chloride	ND		0.0059
Acrylonitrile	ND		0.012
trans-1,2-Dichloroethene	ND		0.0059
1,1-Dichloroethane	ND		0.0059
cis-1,2-Dichloroethene	ND		0.0059
Chloroform	ND		0.0059
1,1,1-Trichloroethane	ND		0.0059
Carbon Tetrachloride	ND		0.0059
1,2-Dichloroethane(EDC)	ND		0.0059
Benzene	ND		0.0059
Trichloroethene	ND		0.0059
1,2-Dichloropropane	ND		0.0059
Bromodichloromethane	ND		0.0059
2-Chloroethylvinyl Ether	ND		0.0059
cis-1,3-Dichloropropene	ND		0.0059
Toluene	ND		0.0059
trans-1,3-Dichloropropene	ND		0.0059
1,1,2-Trichloroethane	ND		0.0059
Tetrachloroethene	ND		0.0059
Dibromochloromethane	ND		0.0059
Chlorobenzene	0.00991		0.0059
Ethylbenzene	ND		0.0059
Total Xylenes	ND		0.0059
Bromoform	ND		0.0059
1,1,2,2-Tetrachloroethane	ND		0.0059
1,3-Dichlorobenzene	0.00321	J	0.0059
1,4-Dichlorobenzene	0.00263	J	0.0059
1,2-Dichlorobenzene	ND		0.0059
1,2,4-Trichlorobenzene	ND		0.0059
Naphthalene	ND		0.0059
Total Target Compounds:	0.016	J	

INTEGRATED ANALYTICAL LABORATORIES

VOLATILE ORGANICS
Tentatively Identified Compounds

Client/Project: WHITMAN/DEXTER CHE

Lab ID: 09114-014
Client ID: AISB-13B/10.5-11
Date Received: 10/11/2003
Date Analyzed: 10/15/2003
Date File: I7461.D

GC/MS Column: DB-624
Sample wt/vol: 5g
Matrix-Units: Soil-mg/Kg (ppm)
Dilution Factor: 1
% Moisture: 15.4

CAS #	Compound	Estimated Concentration	Retention Time
	Unknown aromatic	0.014	18.43
	Substituted benzene	0.016	18.66
	Substituted benzene	0.064	18.91
	Substituted benzene	0.016	19.08
	Substituted benzene	0.017	19.31
	Substituted benzene	0.069	19.43
	Substituted benzene	0.059	20.11
	Substituted benzene	0.021	20.24
	Substituted benzene	0.028	20.65
	Substituted benzene	0.015	20.84

Total TICs = 0.319

INTEGRATED ANALYTICAL LABORATORIES

VOLATILE ORGANICS

Client/Project: WHITMAN/DEXTER CHE

Lab ID: 09114-015
Client ID: AISB-13C/14.5-15
Date Received: 10/11/2003
Date Analyzed: 10/15/2003
Data file: I7462.D

GC/MS Column: DB-624
Sample wt/vol: 5g
Matrix-Units: Soil-mg/Kg (ppm)
Dilution Factor: 1
% Moisture: 21.7

Compound	Concentration	Q	MDL
Chloromethane	ND		0.0064
Vinyl Chloride	ND		0.0064
Bromomethane	ND		0.0064
Chloroethane	ND		0.0064
Trichlorofluoromethane	ND		0.0064
Acrolein	ND		0.013
1,1-Dichloroethene	ND		0.0064
Methylene Chloride	ND		0.0064
Acrylonitrile	ND		0.013
trans-1,2-Dichloroethene	ND		0.0064
1,1-Dichloroethane	ND		0.0064
cis-1,2-Dichloroethene	ND		0.0064
Chloroform	ND		0.0064
1,1,1-Trichloroethane	ND		0.0064
Carbon Tetrachloride	ND		0.0064
1,2-Dichloroethane(EDC)	ND		0.0064
Benzene	ND		0.0064
Trichloroethene	ND		0.0064
1,2-Dichloropropane	ND		0.0064
Bromodichloromethane	ND		0.0064
2-Chloroethylvinyl Ether	ND		0.0064
cis-1,3-Dichloropropene	ND		0.0064
Toluene	ND		0.0064
trans-1,3-Dichloropropene	ND		0.0064
1,1,2-Trichloroethane	ND		0.0064
Tetrachloroethene	ND		0.0064
Dibromochloromethane	ND		0.0064
Chlorobenzene	ND		0.0064
Ethylbenzene	ND		0.0064
Total Xylenes	0.0022	J	0.0064
Bromoform	ND		0.0064
1,1,2,2-Tetrachloroethane	ND		0.0064
1,3-Dichlorobenzene	ND		0.0064
1,4-Dichlorobenzene	ND		0.0064
1,2-Dichlorobenzene	ND		0.0064
1,2,4-Trichlorobenzene	ND		0.0064
Naphthalene	ND		0.0064

Total Target Compounds: 0.0022 J

INTEGRATED ANALYTICAL LABORATORIES

VOLATILE ORGANICS
Tentatively Identified Compounds

Client/Project: WHITMAN/DEXTER CHE

Lab ID: 09114-015
Client ID: AISB-13C/14.5-15
Date Received: 10/11/2003
Date Analyzed: 10/15/2003
Date File: I7462.D

GC/MS Column: DB-624
Sample wt/vol: 5g
Matrix-Units: Soil-mg/Kg (ppm)
Dilution Factor: 1
% Moisture: 21.7

CAS #	Compound	Estimated Concentration	Retention Time
	Substituted benzene	0.023	18.89
	Substituted benzene	0.022	19.44
	Substituted benzene	0.037	19.50
	Substituted benzene	0.031	20.11
	Substituted benzene	0.016	20.66
	Substituted benzene	0.0073	20.83

Total TICs = 0.135

INTEGRATED ANALYTICAL LABORATORIES

VOLATILE ORGANICS

Client/Project: WHITMAN/DEXTER CHE

Lab ID: 09114-016
Client ID: AISB-AD/15.5-16
Date Received: 10/11/2003
Date Analyzed: 10/15/2003
Data file: I7463.D

GC/MS Column: DB-624
Sample wt/vol: 5g
Matrix-Units: Soil-mg/Kg (ppm)
Dilution Factor: 1
% Moisture: 17.5

Compound	Concentration	Q	MDL
Chloromethane	ND		0.00605
Vinyl Chloride	ND		0.00605
Bromomethane	ND		0.00605
Chloroethane	ND		0.00605
Trichlorofluoromethane	ND		0.00605
Acrolein	ND		0.012
1,1-Dichloroethene	ND		0.00605
Methylene Chloride	ND		0.00605
Acrylonitrile	ND		0.012
trans-1,2-Dichloroethene	ND		0.00605
1,1-Dichloroethane	ND		0.00605
cis-1,2-Dichloroethene	ND		0.00605
Chloroform	ND		0.00605
1,1,1-Trichloroethane	ND		0.00605
Carbon Tetrachloride	ND		0.00605
1,2-Dichloroethane(EDC)	ND		0.00605
Benzene	ND		0.00605
Trichloroethene	ND		0.00605
1,2-Dichloropropane	ND		0.00605
Bromodichloromethane	ND		0.00605
2-Chloroethylvinyl Ether	ND		0.00605
cis-1,3-Dichloropropene	ND		0.00605
Toluene	ND		0.00605
trans-1,3-Dichloropropene	ND		0.00605
1,1,2-Trichloroethane	ND		0.00605
Tetrachloroethene	ND		0.00605
Dibromochloromethane	ND		0.00605
Chlorobenzene	ND		0.00605
Ethylbenzene	ND		0.00605
Total Xylenes	ND		0.00605
Bromoform	ND		0.00605
1,1,2,2-Tetrachloroethane	ND		0.00605
1,3-Dichlorobenzene	ND		0.00605
1,4-Dichlorobenzene	ND		0.00605
1,2-Dichlorobenzene	ND		0.00605
1,2,4-Trichlorobenzene	ND		0.00605
Naphthalene	ND		0.00605

Total Target Compounds: 0

INTEGRATED ANALYTICAL LABORATORIES

VOLATILE ORGANICS
Tentatively Identified Compounds

Client/Project: WHITMAN/DEXTER CHE

Lab ID: 09114-016
Client ID: AISB-AD/15.5-16
Date Received: 10/11/2003
Date Analyzed: 10/15/2003
Date File: I7463.D

GC/MS Column: DB-624
Sample wt/vol: 5g
Matrix-Units: Soil-mg/Kg (ppm)
Dilution Factor: 1
% Moisture: 17.5

CAS #	Compound	Estimated Concentration	Retention Time
000067-64-1	Acetone	0.010	5.49
	Substituted benzene	0.00799	19.50

Total TICs = 0.018

INTEGRATED ANALYTICAL LABORATORIES

VOLATILE ORGANICS

Client/Project: WHITMAN/DEXTER CHE

Lab ID: 09114-017
Client ID: AISB-5D/13-13.5
Date Received: 10/11/2003
Date Analyzed: 10/15/2003
Data file: I7464.D

GC/MS Column: DB-624
Sample wt/vol: 5g
Matrix-Units: Soil-mg/Kg (ppm)
Dilution Factor: 1
% Moisture: 24.1

Compound	Concentration	Q	MDL
Chloromethane	ND		0.0066
Vinyl Chloride	ND		0.0066
Bromomethane	ND		0.0066
Chloroethane	ND		0.0066
Trichlorofluoromethane	ND		0.0066
Acrolein	ND		0.013
1,1-Dichloroethene	ND		0.0066
Methylene Chloride	ND		0.0066
Acrylonitrile	ND		0.013
trans-1,2-Dichloroethene	ND		0.0066
1,1-Dichloroethane	ND		0.0066
cis-1,2-Dichloroethene	ND		0.0066
Chloroform	ND		0.0066
1,1,1-Trichloroethane	ND		0.0066
Carbon Tetrachloride	ND		0.0066
1,2-Dichloroethane(EDC)	ND		0.0066
Benzene	ND		0.0066
Trichloroethene	ND		0.0066
1,2-Dichloropropane	ND		0.0066
Bromodichloromethane	ND		0.0066
2-Chloroethylvinyl Ether	ND		0.0066
cis-1,3-Dichloropropene	ND		0.0066
Toluene	ND		0.0066
trans-1,3-Dichloropropene	ND		0.0066
1,1,2-Trichloroethane	ND		0.0066
Tetrachloroethene	ND		0.0066
Dibromochloromethane	ND		0.0066
Chlorobenzene	ND		0.0066
Ethylbenzene	ND		0.0066
Total Xylenes	ND		0.0066
Bromoform	ND		0.0066
1,1,2,2-Tetrachloroethane	ND		0.0066
1,3-Dichlorobenzene	ND		0.0066
1,4-Dichlorobenzene	ND		0.0066
1,2-Dichlorobenzene	ND		0.0066
1,2,4-Trichlorobenzene	ND		0.0066
Naphthalene	ND		0.0066

Total Target Compounds: 0

INTEGRATED ANALYTICAL LABORATORIES

VOLATILE ORGANICS
Tentatively Identified Compounds

Client/Project: WHITMAN/DEXTER CHE

Lab ID: 09114-017
Client ID: AISB-5D/13-13.5
Date Received: 10/11/2003
Date Analyzed: 10/15/2003
Data file: I7464.D

GC/MS Column: DB-624
Sample wt/vol: 5g
Matrix-Units: Soil-mg/Kg (ppm)
Dilution Factor: 1
% Moisture: 24.1

CAS #	Compound	Estimated Concentration	Retention Time
	No peaks detected		

Total TICs = 0

INTEGRATED ANALYTICAL LABORATORIES

VOLATILE ORGANICS

Client/Project: WHITMAN/DEXTER CHE

Lab ID: 09114-018
Client ID: AISB-5E/14.5-15
Date Received: 10/11/2003
Date Analyzed: 10/15/2003
Data file: I7465.D

GC/MS Column: DB-624
Sample wt/vol: 5g
Matrix-Units: Soil-mg/Kg (ppm)
Dilution Factor: 1
% Moisture: 15.9

Compound	Concentration	Q	MDL
Chloromethane	ND		0.00595
Vinyl Chloride	ND		0.00595
Bromomethane	ND		0.00595
Chloroethane	ND		0.00595
Trichlorofluoromethane	ND		0.00595
Acrolein	ND		0.012
1,1-Dichloroethene	ND		0.00595
Methylene Chloride	ND		0.00595
Acrylonitrile	ND		0.012
trans-1,2-Dichloroethene	ND		0.00595
1,1-Dichloroethane	ND		0.00595
cis-1,2-Dichloroethene	ND		0.00595
Chloroform	ND		0.00595
1,1,1-Trichloroethane	ND		0.00595
Carbon Tetrachloride	ND		0.00595
1,2-Dichloroethane(EDC)	ND		0.00595
Benzene	ND		0.00595
Trichloroethene	ND		0.00595
1,2-Dichloropropane	ND		0.00595
Bromodichloromethane	ND		0.00595
2-Chloroethylvinyl Ether	ND		0.00595
cis-1,3-Dichloropropene	ND		0.00595
Toluene	ND		0.00595
trans-1,3-Dichloropropene	ND		0.00595
1,1,2-Trichloroethane	ND		0.00595
Tetrachloroethene	ND		0.00595
Dibromochloromethane	ND		0.00595
Chlorobenzene	ND		0.00595
Ethylbenzene	ND		0.00595
Total Xylenes	ND		0.00595
Bromoform	ND		0.00595
1,1,2,2-Tetrachloroethane	ND		0.00595
1,3-Dichlorobenzene	ND		0.00595
1,4-Dichlorobenzene	ND		0.00595
1,2-Dichlorobenzene	ND		0.00595
1,2,4-Trichlorobenzene	ND		0.00595
Naphthalene	ND		0.00595

Total Target Compounds: 0

INTEGRATED ANALYTICAL LABORATORIES

VOLATILE ORGANICS
Tentatively Identified Compounds

Client/Project: WHITMAN/DEXTER CHE

Lab ID: 09114-018
Client ID: AISB-5E/14.5-15
Date Received: 10/11/2003
Date Analyzed: 10/15/2003
Data file: I7465.D

GC/MS Column: DB-624
Sample wt/vol: 5g
Matrix-Units: Soil-mg/Kg (ppm)
Dilution Factor: 1
% Moisture: 15.9

CAS #	Compound	Estimated Concentration	Retention Time
	No peaks detected		

Total TICs = 0

VOLATILE ORGANIC INSTRUMENT PERFORMANCE CHECK

Lab File ID: I7400.D BFB Injection Date: 10/14/2003

Inst ID: MSD_I BFB Injection Time: 10:09

m/z	Ion Abudance Criteria	%Relative Abundance			
50	15 - 40.0% of mass 95	26.1			
75	30.0 - 60.0% of mass 95	54.2			
95	Base peak, 100% relative abundance	100.0			
96	5.0 - 9.0% of mass 95	6.3			
173	Less than 2.0% of mass 174	0.0	(	0.0	)1
174	Great than 50.0% of mass 95	87.0			
175	5.0 - 9.0% of mass 174	7.2	(	8.3	)1
176	95.0 - 101.0% of mass 174	86.7	(	99.7	)1
177	5.0 - 9.0% of mass 176	6.7	(	7.7	)2
	1-Value is % mass 174	2-Value is % mass 176			

This check applies to the following SAMPLES, MS, MSD, BLANKS and STANDARDS:

Client ID	Lab Sample ID	File ID	Date Analyzed	Time Analyzed
100	100_PPB_STD	I7402.D	10/14/2003	10:54
200	200_PPB_STD	I7403.D	10/14/2003	11:24
150	150_PPB_STD	I7405.D	10/14/2003	12:25
20	20_PPB_STD	I7407.D	10/14/2003	13:26
50	50_PPB_STD	I7408.D	10/14/2003	13:56
BLK	METHOD-BLK	I7409.D	10/14/2003	14:27
LCS	BLK_SPK	I7410.D	10/14/2003	14:58
SLUDGE_CAKE	08917-002	I7411.D	10/14/2003	15:29
MS	09119-001MS	I7412.D	10/14/2003	16:00
MSD	09119-001MSD	I7413.D	10/14/2003	16:31
DRUM_SAMPLE	09146-002	I7415.D	10/14/2003	17:35
B-1	09119-001	I7416.D	10/14/2003	18:05
1000	1000_PPB_TVH	I7417.D	10/14/2003	18:35
WC-1	09120-001	I7418.D	10/14/2003	19:06
WC-2	09120-002	I7419.D	10/14/2003	19:36
WC-5	09120-005	I7420.D	10/14/2003	20:07
WC-4	09120-004	I7421.D	10/14/2003	20:38
WC-3	09120-003	I7422.D	10/14/2003	21:08

VOLATILE ORGANIC INSTRUMENT PERFORMANCE CHECK

Lab File ID: I7426.D BFB Injection Date: 10/14/2003

Inst ID: MSD_I BFB Injection Time: 23:04

m/z	Ion Abudance Criteria	%Relative Abundance			
50	15 - 40.0% of mass 95	24.8			
75	30.0 - 60.0% of mass 95	53.1			
95	Base peak, 100% relative abundance	100.0			
96	5.0 - 9.0% of mass 95	7.1			
173	Less than 2.0% of mass 174	0.0	(	0.0	)1
174	Great than 50.0% of mass 95	76.0			
175	5.0 - 9.0% of mass 174	5.8	(	7.6	)1
176	95.0 - 101.0% of mass 174	75.6	(	99.5	)1
177	5.0 - 9.0% of mass 176	6.3	(	8.3	)2
	1-Value is % mass 174	2-Value is % mass 176			

This check applies to the following SAMPLES, MS, MSD, BLANKS and STANDARDS:

Client ID	Lab Sample ID	File ID	Date Analyzed	Time Analyzed
100	100_PPB_STD	I7427.D	10/14/2003	23:33
BLK	METHOD-BLK	I7429.D	10/15/2003	0:34
LCS	BLK_SPK	I7431.D	10/15/2003	1:34
B-4	09119-005	I7432.D	10/15/2003	2:05
B-5	09119-006	I7433.D	10/15/2003	2:35
MS	09119-005MS	I7434.D	10/15/2003	3:05
MSD	09119-005MSD	I7435.D	10/15/2003	3:36
B-3	09119-004	I7436.D	10/15/2003	4:06
B-2	09119-002	I7437.D	10/15/2003	4:36

VOLATILE ORGANIC INSTRUMENT PERFORMANCE CHECK

Lab File ID: I7448.D BFB Injection Date: 10/15/2003

Inst ID: MSD_I BFB Injection Time: 10:13

m/z	Ion Abudance Criteria	%Relative Abundance			
50	15 - 40.0% of mass 95	23.1			
75	30.0 - 60.0% of mass 95	50.6			
95	Base peak, 100% relative abundance	100.0			
96	5.0 - 9.0% of mass 95	6.8			
173	Less than 2.0% of mass 174	0.0	(	0.0	)1
174	Great than 50.0% of mass 95	81.9			
175	5.0 - 9.0% of mass 174	7.0	(	8.6	)1
176	95.0 - 101.0% of mass 174	79.9	(	97.6	)1
177	5.0 - 9.0% of mass 176	5.7	(	7.1	)2
	1-Value is % mass 174	2-Value is % mass 176			

This check applies to the following SAMPLES, MS, MSD, BLANKS and STANDARDS:

Client ID	Lab Sample ID	File ID	Date Analyzed	Time Analyzed
100	100_PPB_STD	I7449.D	10/15/2003	10:29
BLK	METHOD-BLK	I7451.D	10/15/2003	11:30
LCS	BLK_SPK	I7452.D	10/15/2003	12:00
AISB-11A/7.5-8	09114-007	I7453.D	10/15/2003	12:31
AISB-11B/10.5-11	09114-008	I7454.D	10/15/2003	13:02
AISB-12A/7.5-8	09114-010	I7456.D	10/15/2003	14:03
AISB-11C/14.5-15	09114-009	I7457.D	10/15/2003	14:33
AISB-12B/10.5-11	09114-011	I7458.D	10/15/2003	15:04
AISB-12C/14.5-15	09114-012	I7459.D	10/15/2003	15:34
AISB-13A/7.5-8	09114-013	I7460.D	10/15/2003	16:05
AISB-13B/10.5-11	09114-014	I7461.D	10/15/2003	16:35
AISB-13C/14.5-15	09114-015	I7462.D	10/15/2003	17:05
AISB-AD/15.5-16	09114-016	I7463.D	10/15/2003	17:35
AISB-5D/13-13.5	09114-017	I7464.D	10/15/2003	18:05
AISB-5E/14.5-15	09114-018	I7465.D	10/15/2003	18:36
AISB-9B/9.5-10	09114-002	I7466.D	10/15/2003	19:06
AISB-9C/14.5-15	09114-003	I7467.D	10/15/2003	19:37
AISB-10C/14.5-15	09114-006	I7468.D	10/15/2003	20:07
AISB-9A/7-7.5	09114-001	I7469.D	10/15/2003	20:38

VOLATILE ORGANIC INSTRUMENT PERFORMANCE CHECK

Lab File ID: F6577.D

BFB Injection Date: 09/29/2003

Inst ID: MSD_F

BFB Injection Time: 13:53

m/z	Ion Abudance Criteria	%Relative Abundance			
50	15 - 40.0% of mass 95	20.2			
75	30.0 - 60.0% of mass 95	49.5			
95	Base peak, 100% relative abundance	100.0			
96	5.0 - 9.0% of mass 95	7.6			
173	Less than 2.0% of mass 174	0.0	(	0.0	)1
174	Great than 50.0% of mass 95	92.2			
175	5.0 - 9.0% of mass 174	7.3	(	7.9	)1
176	95.0 - 101.0% of mass 174	89.2	(	96.8	)1
177	5.0 - 9.0% of mass 176	5.9	(	6.6	)2
	1-Value is % mass 174	2-Value is % mass 176			

This check applies to the following SAMPLES, MS, MSD, BLANKS and STANDARDS:

Client ID	Lab Sample ID	File ID	Date Analyzed	Time Analyzed
100	100_PPB_STD	F6577.D	09/29/2003	13:53
200	200_PPB_STD	F6578.D	09/29/2003	14:26
150	150_PPB_STD	F6579.D	09/29/2003	14:59
50	50_PPB_STD	F6580.D	09/29/2003	15:32
20	20_PPB_STD	F6581.D	09/29/2003	16:05
BLK	METHOD_BLK	F6583.D	09/29/2003	17:11
LCS_SECOND_SO	BLK_SPK	F6584.D	09/29/2003	17:44
TB	08583-006	F6585.D	09/29/2003	18:17
A-1/8.75-9.25	08583-001	F6586.D	09/29/2003	18:50
B-1/8.75-9.25	08583-002	F6587.D	09/29/2003	19:23
C-1/8.75-9.25	08583-003	F6588.D	09/29/2003	19:57
D-1/8.75-9.25	08583-004	F6589.D	09/29/2003	20:30
E-1/8.25-8.75	08583-005	F6590.D	09/29/2003	21:04
TANK3-A/8.75-9.2	08583-007	F6591.D	09/29/2003	21:37
TANK3-B/8.75-9.2	08583-008	F6592.D	09/29/2003	22:10
TANK3-C/8.75-9.2	08583-009	F6593.D	09/29/2003	22:43
TANK3-D/8.75-9.2	08583-010	F6594.D	09/29/2003	23:15
MS	08583-010MS	F6595.D	09/29/2003	23:48
MSD	08583-010MSD	F6596.D	09/30/2003	0:21
TP-4	08475-003	F6597.D	09/30/2003	0:53

VOLATILE ORGANIC INSTRUMENT PERFORMANCE CHECK

Lab File ID: F6577.D BFB Injection Date : 09/29/200

Inst ID: MSD_F BFB Injection Time: 13:53

m/z	Ion Abudance Criteria	%Relative Abundance			
50	15 - 40.0% of mass 95	20.2			
75	30.0 - 60.0% of mass 95	49.5			
95	Base peak, 100% relative abundance	100.0			
96	5.0 - 9.0% of mass 95	7.6			
173	Less than 2.0% of mass 174	0.0	(	0.0	)1
174	Great than 50.0% of mass 95	92.2			
175	5.0 - 9.0% of mass 174	7.3	(	7.9	)1
176	95.0 - 101.0% of mass 174	89.2	(	96.8	)1
177	5.0 - 9.0% of mass 176	5.9	(	6.6	)2
	1-Value is % mass 174	2-Value is % mass 176			

This check applies to the following SAMPLES, MS, MSD, BLANKS and STANDARDS:

Client ID	Lab Sample ID	File ID	Date Analyzed	Time Analyzed
S-3/9.5	08476-003	F6598.D	09/30/2003	1:27

0051

VOLATILE ORGANIC INSTRUMENT PERFORMANCE CHECK

Lab File ID: F6885.D

BFB Injection Date: 10/16/2003

Inst ID: MSD_F

BFB Injection Time: 9:47

m/z	Ion Abudance Criteria	%Relative Abundance			
50	15 - 40.0% of mass 95	20.2			
75	30.0 - 60.0% of mass 95	49.5			
95	Base peak, 100% relative abundance	100.0			
96	5.0 - 9.0% of mass 95	7.6			
173	Less than 2.0% of mass 174	0.0	(	0.0	)1
174	Great than 50.0% of mass 95	92.2			
175	5.0 - 9.0% of mass 174	7.3	(	7.9	)1
176	95.0 - 101.0% of mass 174	89.2	(	96.8	)1
177	5.0 - 9.0% of mass 176	5.9	(	6.6	)2
	1-Value is % mass 174	2-Value is % mass 176			

This check applies to the following SAMPLES, MS, MSD, BLANKS and STANDARDS:

Client ID	Lab Sample ID	File ID	Date Analyzed	Time Analyzed
100	100_PPB_STD	F6885.D	10/16/2003	9:47
BLK	METHOD_BLK	F6889.D	10/16/2003	12:04
LCS_SECOND_SO	BLK_SPK	F6890.D	10/16/2003	12:37
TRIP-1	09191-006	F6892.D	10/16/2003	13:42
TRIP_BLANK	09202-006	F6893.D	10/16/2003	14:15
W-7/9.25-9.75	09191-002	F6894.D	10/16/2003	14:48
B-1/2.5	09212-001	F6895.D	10/16/2003	15:20
B-2/2.5	09212-002	F6896.D	10/16/2003	15:53
B-3/2.5	09212-003	F6897.D	10/16/2003	16:26
SB-5_DUP	09202-007	F6898.D	10/16/2003	16:59
SB-5	09202-005	F6899.D	10/16/2003	17:33
SB-4	09202-004	F6900.D	10/16/2003	18:06
SB-3	09202-003	F6901.D	10/16/2003	18:39
MS	09202-003MS	F6902.D	10/16/2003	19:12
MSD	09202-003MSD	F6903.D	10/16/2003	19:45
SB-2	09202-002	F6904.D	10/16/2003	20:18
SB-1	09202-001	F6905.D	10/16/2003	20:52

VOLATILE ORGANIC INSTRUMENT PERFORMANCE CHECK

Lab File ID: F6910.D BFB Injection Date: 10/17/2003

Inst ID: MSD_F BFB Injection Time: 10:10

m/z	Ion Abudance Criteria	%Relative Abundance			
50	15 - 40.0% of mass 95	20.2			
75	30.0 - 60.0% of mass 95	49.5			
95	Base peak, 100% relative abundance	100.0			
96	5.0 - 9.0% of mass 95	7.6			
173	Less than 2.0% of mass 174	0.0	(	0.0	)1
174	Great than 50.0% of mass 95	92.2			
175	5.0 - 9.0% of mass 174	7.3	(	7.9	)1
176	95.0 - 101.0% of mass 174	89.2	(	96.8	)1
177	5.0 - 9.0% of mass 176	5.9	(	6.6	)2
	1-Value is % mass 174	2-Value is % mass 176			

This check applies to the following SAMPLES, MS, MSD, BLANKS and STANDARDS:

Client ID	Lab Sample ID	File ID	Date Analyzed	Time Analyzed
100	100_PPB_STD	F6910.D	10/17/2003	10:10
BLK	METHOD_BLK	F6912.D	10/17/2003	11:18
LCS_SECOND_SO	BLK_SPK	F6913.D	10/17/2003	11:51
WSB-22/0.5-1	09034-001	F6914.D	10/17/2003	12:24
WSB-34/0.5-1	09034-013	F6915.D	10/17/2003	12:57
AOC-4-3/0-0.5	08940-009	F6916.D	10/17/2003	13:30
AISB-10A/7-7.5	09114-004	F6918.D	10/17/2003	14:37
AISB-10B/10.5-11	09114-005	F6919.D	10/17/2003	15:10
NJNGGF02	09310-001	F6922.D	10/17/2003	16:50
NJNGRZ02	09310-002	F6923.D	10/17/2003	17:23
WC	09188-006	F6924.D	10/17/2003	17:56

VOLATILE METHOD BLANK SUMMARY

Lab File ID: I7429.D Instrument ID: MSD_I

Date Analyzed: 10/15/2003 Time Analyzed: 00:34

THIS METHOD BLANK APPLIES TO THE FOLLOWING SAMPLES, MS & MSD:

Client ID	Lab Sample ID	Date Analyzed	Time Analyzed
LCS	BLK_SPK	10/15/2003	1:34
B-4	09119-005	10/15/2003	2:05
B-5	09119-006	10/15/2003	2:35
MS	09119-005MS	10/15/2003	3:05
MSD	09119-005MSD	10/15/2003	3:36
B-3	09119-004	10/15/2003	4:06
B-2	09119-002	10/15/2003	4:36

INTEGRATED ANALYTICAL LABORATORIES

VOLATILE ORGANICS

Client/Project: NA

Lab ID: METHOD-BLK
Client ID: BLK
Date Received: NA
Date Analyzed: 10/15/2003
Data file: I7429.D

GC/MS Column: DB-624
Sample wt/vol: 5g
Matrix-Units: Soil-mg/Kg (ppm)
Dilution Factor: 1
% Moisture: 0

Compound	Concentration	Q	MDL
Vinyl Chloride	ND		0.005
Chloroethane	ND		0.005
1,1-Dichloroethene	ND		0.005
Acetone	ND		0.010
Carbon Disulfide	ND		0.005
Methylene Chloride	ND		0.005
trans-1,2-Dichloroethene	ND		0.005
Methyl-t-Butyl Ether(MTBE)	ND		0.005
1,1-Dichloroethane	ND		0.005
2-Butanone(MEK)	ND		0.010
Chloroform	ND		0.005
1,1,1-Trichloroethane	ND		0.005
Carbon Tetrachloride	ND		0.005
1,2-Dichloroethane(EDC)	ND		0.005
Benzene	ND		0.005
Trichloroethene	ND		0.005
4-Methyl-2-pentanone(MIBK)	ND		0.010
Toluene	ND		0.005
Tetrachloroethene	ND		0.005
1,3-Dichloropropane	ND		0.005
Dibromochloromethane	ND		0.005
Chlorobenzene	ND		0.005
Ethylbenzene	ND		0.005
Total Xylenes	ND		0.005
Isopropylbenzene	ND		0.005
1,1,2,2-Tetrachloroethane	ND		0.005
1,2,3-Trichloropropane	ND		0.005
n-Propylbenzene	ND		0.005
1,3,5-Trimethylbenzene	ND		0.005
tert-Butylbenzene	ND		0.005
1,2,4-Trimethylbenzene	ND		0.005
sec-Butylbenzene	ND		0.005
1,3-Dichlorobenzene	ND		0.005
4-Isopropyltoluene	ND		0.005
1,4-Dichlorobenzene	ND		0.005
n-Butylbenzene	ND		0.005
1,2-Dichlorobenzene	ND		0.005
1,2,4-Trichlorobenzene	ND		0.005
Naphthalene	ND		0.005
1,1,2-Trichloro-1,2,2-trifluoroethane	ND		0.005

Total Target Compounds: 0

VOLATILE METHOD BLANK SUMMARY

Lab File ID: I7451.D Instrument ID: MSD_I

Date Analyzed: 10/15/2003 Time Analyzed: 11:30

THIS METHOD BLANK APPLIES TO THE FOLLOWING SAMPLES, MS & MSD:

Client ID	Lab Sample ID	Date Analyzed	Time Analyzed
LCS	BLK_SPK	10/15/2003	12:00
AISB-11A/7.5-8	09114-007	10/15/2003	12:31
AISB-11B/10.5-11	09114-008	10/15/2003	13:02
AISB-12A/7.5-8	09114-010	10/15/2003	14:03
AISB-11C/14.5-15	09114-009	10/15/2003	14:33
AISB-12B/10.5-11	09114-011	10/15/2003	15:04
AISB-12C/14.5-15	09114-012	10/15/2003	15:34
AISB-13A/7.5-8	09114-013	10/15/2003	16:05
AISB-13B/10.5-11	09114-014	10/15/2003	16:35
AISB-13C/14.5-15	09114-015	10/15/2003	17:05
AISB-AD/15.5-16	09114-016	10/15/2003	17:35
AISB-5D/13-13.5	09114-017	10/15/2003	18:05
AISB-5E/14.5-15	09114-018	10/15/2003	18:36
AISB-9B/9.5-10	09114-002	10/15/2003	19:06
AISB-9C/14.5-15	09114-003	10/15/2003	19:37
AISB-10C/14.5-15	09114-006	10/15/2003	20:07
AISB-9A/7-7.5	09114-001	10/15/2003	20:38

INTEGRATED ANALYTICAL LABORATORIES

VOLATILE ORGANICS

Client/Project: NA

Lab ID: METHOD-BLK
Client ID: BLK
Date Received: NA
Date Analyzed: 10/15/2003
Data file: I7451.D

GC/MS Column: DB-624
Sample wt/vol: 5g
Matrix-Units: Soil-mg/Kg (ppm)
Dilution Factor: 1
% Moisture: 0

Compound	Concentration	Q	MDL
Chloromethane	ND		0.005
Vinyl Chloride	ND		0.005
Bromomethane	ND		0.005
Chloroethane	ND		0.005
Trichlorofluoromethane	ND		0.005
Acrolein	ND		0.010
1,1-Dichloroethene	ND		0.005
Methylene Chloride	ND		0.005
Acrylonitrile	ND		0.010
trans-1,2-Dichloroethene	ND		0.005
1,1-Dichloroethane	ND		0.005
cis-1,2-Dichloroethene	ND		0.005
Chloroform	ND		0.005
1,1,1-Trichloroethane	ND		0.005
Carbon Tetrachloride	ND		0.005
1,2-Dichloroethane(EDC)	ND		0.005
Benzene	ND		0.005
Trichloroethene	ND		0.005
1,2-Dichloropropane	ND		0.005
Bromodichloromethane	ND		0.005
2-Chloroethylvinyl Ether	ND		0.005
cis-1,3-Dichloropropene	ND		0.005
Toluene	ND		0.005
trans-1,3-Dichloropropene	ND		0.005
1,1,2-Trichloroethane	ND		0.005
Tetrachloroethene	ND		0.005
Dibromochloromethane	ND		0.005
Chlorobenzene	ND		0.005
Ethylbenzene	ND		0.005
Total Xylenes	ND		0.005
Bromoform	ND		0.005
1,1,2,2-Tetrachloroethane	ND		0.005
1,3-Dichlorobenzene	ND		0.005
1,4-Dichlorobenzene	ND		0.005
1,2-Dichlorobenzene	ND		0.005
1,2,4-Trichlorobenzene	ND		0.005
Naphthalene	ND		0.005

Total Target Compounds: 0

INTEGRATED ANALYTICAL LABORATORIES

VOLATILE ORGANICS
Tentatively Identified Compounds

Client/Project: NA

Lab ID: METHOD-BLK
Client ID: BLK
Date Received: NA
Date Analyzed: 10/15/2003
Data file: I7451.D

GC/MS Column: DB-624
Sample wt/vol: 5g
Matrix-Units: Soil-mg/Kg (ppm)
Dilution Factor: 1
% Moisture: 0

CAS #	Compound	Estimated Concentration	Retention Time
	No peaks detected		

Total TICs = 0

VOLATILE METHOD BLANK SUMMARY

Lab File ID: F6889.D Instrument ID: MSD_F

Date Analyzed: 10/16/2003 Time Analyzed: 12:04

THIS METHOD BLANK APPLIES TO THE FOLLOWING SAMPLES, MS & MSD:

Client ID	Lab Sample ID	Date Analyzed	Time Analyzed
LCS_SECOND_SOURCE	BLK_SPK	10/16/2003	12:37
TRIP-1	09191-006	10/16/2003	13:42
TRIP_BLANK	09202-006	10/16/2003	14:15
W-7/9.25-9.75	09191-002	10/16/2003	14:48
B-1/2.5	09212-001	10/16/2003	15:20
B-2/2.5	09212-002	10/16/2003	15:53
B-3/2.5	09212-003	10/16/2003	16:26
SB-5_DUP	09202-007	10/16/2003	16:59
SB-5	09202-005	10/16/2003	17:33
SB-4	09202-004	10/16/2003	18:06
SB-3	09202-003	10/16/2003	18:39
MS	09202-003MS	10/16/2003	19:12
MSD	09202-003MSD	10/16/2003	19:45
SB-2	09202-002	10/16/2003	20:18
SB-1	09202-001	10/16/2003	20:52

INTEGRATED ANALYTICAL LABORATORIES

VOLATILE ORGANICS

Client/Project: N/A

Lab ID: METHOD_BLK
Client ID: BLK
Date Received:
Date Analyzed: 10/16/2003
Data file: F6889.D

GC/MS Column: DB-624
Sample wt/vol: 0.1g
Matrix-Units: Soil-mg/Kg (ppm)
Dilution Factor: 50
% Moisture: 0

Compound	Concentration	Q	MDL
Chloromethane	ND		0.250
Vinyl Chloride	ND		0.250
Bromomethane	ND		0.250
Chloroethane	ND		0.250
Trichlorofluoromethane	ND		0.250
Acrolein	ND		0.500
1,1-Dichloroethene	ND		0.250
Methylene Chloride	ND		0.250
Acrylonitrile	ND		0.500
trans-1,2-Dichloroethene	ND		0.250
1,1-Dichloroethane	ND		0.250
Chloroform	ND		0.250
1,1,1-Trichloroethane	ND		0.250
Carbon Tetrachloride	ND		0.250
1,2-Dichloroethane(EDC)	ND		0.250
Benzene	ND		0.250
Trichloroethene	ND		0.250
1,2-Dichloropropane	ND		0.250
Bromodichloromethane	ND		0.250
2-Chloroethylvinyl Ether	ND		0.250
cis-1,3-Dichloropropene	ND		0.250
Toluene	ND		0.250
trans-1,3-Dichloropropene	ND		0.250
1,1,2-Trichloroethane	ND		0.250
Tetrachloroethene	ND		0.250
Dibromochloromethane	ND		0.250
Chlorobenzene	ND		0.250
Ethylbenzene	ND		0.250
Total Xylenes	ND		0.250
Bromoform	ND		0.250
1,1,2,2-Tetrachloroethane	ND		0.250
1,3-Dichlorobenzene	ND		0.250
1,4-Dichlorobenzene	ND		0.250
1,2-Dichlorobenzene	ND		0.250

Total Target Compounds: 0

INTEGRATED ANALYTICAL LABORATORIES

VOLATILE ORGANICS
Tentatively Identified Compounds

Client/Project: N/A

Lab ID: METHOD_BLK
Client ID: BLK
Date Received:
Date Analyzed: 10/16/2003
Data file: F6889.D

GC/MS Column: DB-624
Sample wt/vol: 0.1g
Matrix-Units: Soil-mg/Kg (ppm)
Dilution Factor: 50
% Moisture: 0

CAS #	Compound	Estimated Concentration	Retention Time
	No peaks detected		

Total TICs = 0

VOLATILE METHOD BLANK SUMMARY

Lab File ID: F6912.D Instrument ID: MSD_F

Date Analyzed: 10/17/2003 Time Analyzed: 11:18

THIS METHOD BLANK APPLIES TO THE FOLLOWING SAMPLES, MS & MSD:

Client ID	Lab Sample ID	Date Analyzed	Time Analyzed
LCS_SECOND_SOURCE	BLK_SPK	10/17/2003	11:51
WSB-22/0.5-1	09034-001	10/17/2003	12:24
WSB-34/0.5-1	09034-013	10/17/2003	12:57
AOC-4-3/0-0.5	08940-009	10/17/2003	13:30
AISB-10A/7-7.5	09114-004	10/17/2003	14:37
AISB-10B/10.5-11	09114-005	10/17/2003	15:10
NJNGGF02	09310-001	10/17/2003	16:50
NJNGRZ02	09310-002	10/17/2003	17:23
WC	09188-006	10/17/2003	17:56

INTEGRATED ANALYTICAL LABORATORIES

VOLATILE ORGANICS

Client/Project: N/A

Lab ID: METHOD_BLK
Client ID: BLK
Date Received:
Date Analyzed: 10/17/2003
Data file: F6912.D

GC/MS Column: DB-624
Sample wt/vol: 0.1g
Matrix-Units: Soil-mg/Kg (ppm)
Dilution Factor: 50
% Moisture: 0

Compound	Concentration	Q	MDL
Chloromethane	ND		0.250
Vinyl Chloride	ND		0.250
Bromomethane	ND		0.250
Chloroethane	ND		0.250
Trichlorofluoromethane	ND		0.250
Acrolein	ND		0.500
1,1-Dichloroethene	ND		0.250
Methylene Chloride	ND		0.250
Acrylonitrile	ND		0.500
trans-1,2-Dichloroethene	ND		0.250
1,1-Dichloroethane	ND		0.250
cis-1,2-Dichloroethene	ND		0.250
Chloroform	ND		0.250
1,1,1-Trichloroethane	ND		0.250
Carbon Tetrachloride	ND		0.250
1,2-Dichloroethane(EDC)	ND		0.250
Benzene	ND		0.250
Trichloroethene	ND		0.250
1,2-Dichloropropane	ND		0.250
Bromodichloromethane	ND		0.250
2-Chloroethylvinyl Ether	ND		0.250
cis-1,3-Dichloropropene	ND		0.250
Toluene	ND		0.250
trans-1,3-Dichloropropene	ND		0.250
1,1,2-Trichloroethane	ND		0.250
Tetrachloroethene	ND		0.250
Dibromochloromethane	ND		0.250
Chlorobenzene	ND		0.250
Ethylbenzene	ND		0.250
Total Xylenes	ND		0.250
Bromoform	ND		0.250
1,1,2,2-Tetrachloroethane	ND		0.250
1,3-Dichlorobenzene	ND		0.250
1,4-Dichlorobenzene	ND		0.250
1,2-Dichlorobenzene	ND		0.250
1,2,4-Trichlorobenzene	ND		0.250
Naphthalene	ND		0.250

Total Target Compounds: 0

INTEGRATED ANALYTICAL LABORATORIES

VOLATILE ORGANICS
Tentatively Identified Compounds

Client/Project: N/A

Lab ID: METHOD_BLK
Client ID: BLK
Date Received:
Date Analyzed: 10/17/2003
Data file: F6912.D

GC/MS Column: DB-624
Sample wt/vol: 0.1g
Matrix-Units: Soil-mg/Kg (ppm)
Dilution Factor: 50
% Moisture: 0

CAS #	Compound	Estimated Concentration	Retention Time
	No peaks detected		

Total TICs = 0

Response Factor Report 5970 - In

Method : C:\HPCHEM\1\METHODS\ISO1014.M (RTE Integrator)
Title : VOLATILE ORGANICS BY EPA METHOD 8260B
Last Update : Tue Oct 14 14:44:24 2003
Response via : Initial Calibration

Calibration Files
20 =I7407.D 50 =I7408.D 100 =I7402.D
150 =I7405.D 200 =I7403.D

		Compound (ppb)	20	50	100	150	200	Avg	%RSD
1)	I	Pentafluorobenzene	----------ISTD----------						
2)	T	Dichlorodifluorometha	0.914	0.755	0.659	0.766	0.656	0.750	14.04
3)	P	Chloromethane	0.312	0.369	0.300	0.323	0.301	0.321	8.87
4)	C	Vinyl Chloride	0.337	0.394	0.331	0.349	0.337	0.350	7.41
5)	T	Bromomethane	0.416	0.403	0.265	0.376	0.331	0.358	17.17
6)	T	Chloroethane	0.228	0.252	0.215	0.203	0.154	0.210	17.41
7)	T	Trichlorofluoromethan	1.163	1.145	0.987	1.031	0.596	0.984	23.34
8)	T	Acrolein	0.024	0.018	0.014	0.014	0.014	0.017	24.40
9)	MC	1,1-Dichloroethene	0.439	0.430	0.367	0.391	0.369	0.399	8.47
10)	T	Acetone	0.049	0.053	0.033	0.058	0.049	0.048	19.03
11)	T	Carbon Disulfide	1.155	1.098	0.953	1.005	0.958	1.034	8.65
12)	T	Vinyl Acetate	1.226	1.146	1.024	1.036	1.042	1.095	8.05
13)	T	Methylene Chloride	0.423	0.373	0.337	0.346	0.317	0.359	11.41
14)	T	Acrylonitrile	0.081	0.059	0.050	0.052	0.050	0.058	22.41
15)	T	tert-Butyl Alcohol(TB	0.021	0.017	0.017	0.019	0.017	0.018	11.02
16)	T	trans-1,2-Dichloroeth	0.527	0.506	0.434	0.447	0.400	0.463	11.32
17)	T	Methyl-t-Butyl Ether(	0.932	0.761	0.701	0.723	0.656	0.754	14.06
18)	P	1,1-Dichloroethane	0.973	0.908	0.765	0.822	0.781	0.850	10.41
19)	T	Diisopropyl Ether(DIP	1.385	1.219	1.060	1.126	1.073	1.173	11.43
20)	T	cis-1,2-Dichloroethen	0.530	0.466	0.399	0.423	0.402	0.444	12.41
21)	T	2,2-Dichloropropane	0.970	0.893	0.760	0.783	0.749	0.831	11.58
22)	T	2-Butanone(MEK)	0.114	0.100	0.093	0.086	0.098	0.098	10.48
23)	T	Bromochloromethane	0.288	0.246	0.225	0.230	0.226	0.243	10.94
25)	C	Chloroform	1.074	0.981	0.850	0.878	0.855	0.928	10.51
26)	T	1,1,1-Trichloroethane	1.052	1.008	0.890	0.900	0.873	0.945	8.49
27)	T	Carbon Tetrachloride	1.040	1.014	0.864	0.867	0.851	0.927	9.88
28)	T	1,1-Dichloropropene	0.867	0.785	0.669	0.663	0.644	0.726	13.32
29)	T	1,2-Dichloroethane(ED	0.602	0.529	0.461	0.474	0.485	0.510	11.20
30)	S	1,2-Dichloroethane-d4	0.416	0.410	0.414	0.433	0.473	0.429	6.10
31)	I	1,4-Difluorobenzene	----------ISTD----------						
32)	M	Benzene	1.094	1.028	0.920	0.876	0.861	0.956	10.57
33)	M	Trichloroethene	0.647	0.603	0.517	0.540	0.506	0.562	10.69
34)	C	1,2-Dichloropropane	0.492	0.440	0.398	0.398	0.384	0.423	10.42
35)	T	Dibromomethane	0.395	0.331	0.299	0.301	0.294	0.324	13.05
37)	T	Bromodichloromethane	0.865	0.788	0.732	0.716	0.695	0.759	9.02
38)	T	2-Chloroethylvinyl Et	0.166	0.145	0.145	0.153	0.152	0.152	5.52
39)	T	cis-1,3-Dichloroprope	0.678	0.593	0.560	0.565	0.545	0.588	9.00
40)	T	4-Methyl-2-pentanone(	0.302	0.231	0.233	0.238	0.237	0.248	12.14
41)	S	Toluene-d8	0.913	0.930	0.935	0.923	0.909	0.922	1.15
42)	MC	Toluene	0.828	0.745	0.657	0.671	0.628	0.706	11.42
43)	T	trans-1,3-Dichloropro	0.543	0.475	0.437	0.456	0.446	0.471	9.00
44)	T	1,1,2-Trichloroethane	0.307	0.248	0.241	0.240	0.237	0.255	11.66
45)	T	Tetrachloroethene	0.778	0.694	0.605	0.605	0.559	0.648	13.53
46)	T	1,3-Dichloropropane	0.559	0.462	0.433	0.434	0.413	0.460	12.59
47)	T	2-Hexanone	0.194	0.152	0.151	0.153	0.155	0.161	11.42
48)	T	Dibromochloromethane	0.586	0.509	0.485	0.517	0.506	0.521	7.39
49)	T	1,2-Dibromoethane(EDB	0.467	0.393	0.367	0.373	0.373	0.395	10.54

50)	I	Chlorobenzene-d5	----------ISTD----------						
51)	MP	Chlorobenzene	1.243	1.151	1.019	1.016	0.967	1.079	10.57
52)	T	1,1,1,2-Tetrachloroet	0.663	0.578	0.558	0.545	0.527	0.574	9.25
53)	C	Ethylbenzene	2.106	1.963	1.699	1.613	1.585	1.793	12.82
54)	T	m,p-Xylene	0.772	0.709	0.632	0.623	0.565	0.660	12.19
55)	T	o-Xylene	0.715	0.646	0.590	0.591	0.549	0.618	10.37
56)	T	Styrene	1.070	0.968	0.916	0.896	0.843	0.939	9.14
57)	P	Bromoform	0.494	0.439	0.457	0.460	0.449	0.460	4.51
58)	T	Isopropylbenzene	2.061	1.960	1.754	1.728	1.647	1.830	9.45
59)	S	Bromofluorobenzene	0.840	0.869	0.875	0.878	0.858	0.864	1.81
60)	P	1,1,2,2-Tetrachloroet	0.591	0.497	0.478	0.467	0.452	0.497	11.06
61)	T	Bromobenzene	0.593	0.549	0.519	0.524	0.502	0.538	6.60
62)	T	1,2,3-Trichloropropan	0.542	0.425	0.399	0.380	0.376	0.424	16.19
63)	T	n-Propylbenzene	2.599	2.507	2.244	2.197	2.048	2.319	9.83
64)	T	2-Chlorotoluene	1.779	1.573	1.341	1.400	1.334	1.485	12.80
65)	T	1,3,5-Trimethylbenzen	1.629	1.451	1.343	1.311	1.248	1.396	10.69
66)	T	4-Chlorotoluene	1.920	1.709	1.627	1.467	1.475	1.640	11.43
67)	T	tert-Butylbenzene	1.850	1.676	1.527	1.556	1.414	1.605	10.36
68)	T	1,2,4-Trimethylbenzen	1.629	1.451	1.343	1.311	1.248	1.396	10.69
69)	T	sec-Butylbenzene	2.508	2.207	2.069	2.095	1.932	2.162	10.01
70)	T	1,3-Dichlorobenzene	0.985	0.910	0.868	0.833	0.803	0.880	8.07
71)	T	4-Isopropyltoluene	1.902	1.768	1.651	1.521	1.473	1.663	10.61
72)	T	1,4-Dichlorobenzene	1.111	0.944	0.953	0.925	0.884	0.963	9.00
73)	T	n-Butylbenzene	1.893	1.770	1.723	1.649	1.563	1.720	7.24
74)	T	1,2-Dichlorobenzene	0.955	0.776	0.760	0.736	0.702	0.786	12.56
75)	T	1,2-Dibromo-3-chlorop	0.098	0.084	0.100	0.100	0.100	0.096	7.56
76)	T	1,2,4-Trichlorobenzen	0.510	0.526	0.566	0.559	0.531	0.538	4.34
77)	T	Hexachlorobutadiene	0.675	0.618	0.632	0.643	0.561	0.626	6.67
78)	T	Naphthalene	0.517	0.464	0.554	0.569	0.536	0.528	7.73
79)	T	1,2,3-Trichlorobenzen	0.475	0.432	0.476	0.482	0.457	0.465	4.42
80)	T	1,1,2-Trichloro-1,2,2	1.202	1.193	1.046	1.029	0.943	1.083	10.36
81)	T	Methyl Acetate	0.248	0.178	0.170	0.177	0.166	0.188	18.10
82)	T	Cyclohexane	0.628	0.624	0.537	0.522	0.490	0.560	11.20
83)	T	Methylcyclohexane	0.868	0.862	0.753	0.743	0.690	0.783	9.99
84)	T	Acetonitrile	0.062	0.052	0.042	0.057	0.053	0.053	14.03

(#) = Out of Range

ISO1014.M Tue Oct 14 14:44:37 2003 MSD_I

Instrument ID: MSD_I
Method ID: ISO1014.M
Date: 10/14/2003

Average %RSD = 11.13

Refer to SW846 Method 8000B Section 7.5.1.

Evaluate Continuing Calibration Report

Data File : C:\HPCHEM\1\DATA\10-14-03\I7427.D Vial: 27
Acq On : 14 Oct 2003 23:33 Operator: DPEI
Sample : 100,100_PPB_STD,S,5g,0 Inst : 5970 - In
Misc : NA,NA,NA Multiplr: 1.00
MS Integration Params: rteint.p

Method : C:\HPCHEM\1\METHODS\ISO1014.M (RTE Integrator)
Title : VOLATILE ORGANICS BY EPA METHOD 8260B
Last Update : Tue Oct 14 14:44:24 2003
Response via : Multiple Level Calibration

Min. RRF : 0.000 Min. Rel. Area : 50% Max. R.T. Dev 0.50min
Max. RRF Dev : 30% Max. Rel. Area : 200%

		Compound	AvgRF	CCRF	%Dev	Area%	Dev(min)
1	I	Pentafluorobenzene	1.000	1.000	0.0	112	0.00
2	T	Dichlorodifluoromethane	0.750	0.674	10.1	114	-0.07
3	P	Chloromethane	0.321	0.361	-12.5	134	-0.09
4	C	Vinyl Chloride	0.350	0.372	-6.3	126	-0.09
5	T	Bromomethane	0.358	0.397	-10.9	168	-0.07
6	T	Chloroethane	0.210	0.248	-18.1	129	-0.09
7	T	Trichlorofluoromethane	0.984	1.099	-11.7	124	-0.09
8	T	Acrolein	0.017	0.015	11.8	117	-0.09
9	MC	1,1-Dichloroethene	0.399	0.416	-4.3	127	-0.07
10	T	Acetone	0.048	0.055	-14.6	186	-0.09
11	T	Carbon Disulfide	1.034	1.085	-4.9	127	-0.07
12	T	Vinyl Acetate	1.095	0.933	14.8	102	-0.06
13	T	Methylene Chloride	0.359	0.363	-1.1	120	-0.06
14	T	Acrylonitrile	0.058	0.053	8.6	118	-0.06
15	T	tert-Butyl Alcohol(TBA)	0.018	0.019	-5.6	122	-0.06
16	T	trans-1,2-Dichloroethene	0.463	0.480	-3.7	124	-0.07
17	T	Methyl-t-Butyl Ether(MTBE)	0.754	0.738	2.1	118	-0.06
18	P	1,1-Dichloroethane	0.850	0.867	-2.0	127	-0.04
19	T	Diisopropyl Ether(DIPE)	1.173	1.184	-0.9	125	-0.03
20	T	cis-1,2-Dichloroethene	0.444	0.456	-2.7	128	-0.03
21	T	2,2-Dichloropropane	0.831	0.756	9.0	111	-0.03
22	T	2-Butanone(MEK)	0.098	0.098	0.0	118	-0.03
23	T	Bromochloromethane	0.243	0.247	-1.6	123	-0.01
25	C	Chloroform	0.928	0.931	-0.3	122	-0.03
26	T	1,1,1-Trichloroethane	0.945	0.966	-2.2	121	-0.02
27	T	Carbon Tetrachloride	0.927	0.956	-3.1	124	0.00
28	T	1,1-Dichloropropene	0.726	0.741	-2.1	124	-0.01
29	T	1,2-Dichloroethane(EDC)	0.510	0.497	2.5	121	0.00
30	S	1,2-Dichloroethane-d4	0.429	0.413	3.7	111	0.00
31	I	1,4-Difluorobenzene	1.000	1.000	0.0	114	0.00
32	M	Benzene	0.956	0.990	-3.6	123	-0.01
33	M	Trichloroethene	0.562	0.591	-5.2	130	0.01
34	C	1,2-Dichloropropane	0.423	0.422	0.2	121	0.02
35	T	Dibromomethane	0.324	0.323	0.3	123	0.02
37	T	Bromodichloromethane	0.759	0.773	-1.8	120	0.00
38	T	2-Chloroethylvinyl Ether	0.152	0.151	0.7	119	0.02
39	T	cis-1,3-Dichloropropene	0.588	0.579	1.5	118	0.02
40	T	4-Methyl-2-pentanone(MIBK)	0.248	0.246	0.8	120	0.04
41	S	Toluene-d8	0.922	0.920	0.2	112	0.03
42	MC	Toluene	0.706	0.730	-3.4	127	0.02
43	T	trans-1,3-Dichloropropene	0.471	0.453	3.8	118	0.02
44	T	1,1,2-Trichloroethane	0.255	0.256	-0.4	122	0.04
45	T	Tetrachloroethene	0.648	0.677	-4.5	128	0.02
46	T	1,3-Dichloropropane	0.460	0.456	0.9	120	0.03

47	T	2-Hexanone	0.161	0.158	1.9	120	0.04
48	T	Dibromochloromethane	0.521	0.529	-1.5	125	0.02
49	T	1,2-Dibromoethane(EDB)	0.395	0.387	2.0	121	0.03
50	I	Chlorobenzene-d5	1.000	1.000	0.0	119	0.03
51	MP	Chlorobenzene	1.079	1.086	-0.6	127	0.02
52	T	1,1,1,2-Tetrachloroethane	0.574	0.571	0.5	122	0.03
53	C	Ethylbenzene	1.793	1.763	1.7	124	0.02
54	T	m,p-Xylene	0.660	0.646	2.1	122	0.03
55	T	o-Xylene	0.618	0.622	-0.6	125	0.03
56	T	Styrene	0.939	0.933	0.6	121	0.03
57	P	Bromoform	0.460	0.444	3.5	116	0.04
58	T	Isopropylbenzene	1.830	1.830	0.0	124	0.03
59	S	Bromofluorobenzene	0.864	0.857	0.8	117	0.04
60	P	1,1,2,2-Tetrachloroethane	0.497	0.460	7.4	115	0.03
61	T	Bromobenzene	0.538	0.507	5.8	116	0.04
62	T	1,2,3-Trichloropropane	0.424	0.392	7.5	117	0.04
63	T	n-Propylbenzene	2.319	2.309	0.4	123	0.04
64	T	2-Chlorotoluene	1.485	1.464	1.4	130	0.03
65	T	1,3,5-Trimethylbenzene	1.396	1.302	6.7	116	0.03
66	T	4-Chlorotoluene	1.640	1.526	7.0	112	0.04
67	T	tert-Butylbenzene	1.605	1.609	-0.2	126	0.03
68	T	1,2,4-Trimethylbenzene	1.396	1.302	6.7	116	0.03
69	T	sec-Butylbenzene	2.162	2.110	2.4	122	0.03
70	T	1,3-Dichlorobenzene	0.880	0.859	2.4	118	0.04
71	T	4-Isopropyltoluene	1.663	1.600	3.8	115	0.02
72	T	1,4-Dichlorobenzene	0.963	0.908	5.7	114	0.02
73	T	n-Butylbenzene	1.720	1.629	5.3	113	0.03
74	T	1,2-Dichlorobenzene	0.786	0.758	3.6	119	0.04
75	T	1,2-Dibromo-3-chloropropane	0.096	0.094	2.1	112	0.03
76	T	1,2,4-Trichlorobenzene	0.538	0.496	7.8	104	0.06
77	T	Hexachlorobutadiene	0.626	0.612	2.2	115	0.03
78	T	Naphthalene	0.528	0.505	4.4	109	0.04
79	T	1,2,3-Trichlorobenzene	0.465	0.438	5.8	110	0.05
80	T	1,1,2-Trichloro-1,2,2-trifl	1.083	1.120	-3.4	128	-0.09
81	T	Methyl Acetate	0.188	0.174	7.4	122	-0.07
82	T	Cyclohexane	0.560	0.550	1.8	122	0.00
83	T	Methylcyclohexane	0.783	0.796	-1.7	126	0.02

(#) = Out of Range SPCC's out = 0 CCC's out = 0

I7402.D ISO1014.M Wed Oct 15 09:44:00 2003 MSD_I

Evaluate Continuing Calibration Report

Data File : C:\HPCHEM\1\DATA\10-15-03\I7449.D Vial: 2
Acq On : 15 Oct 2003 10:29 Operator: DPEI
Sample : 100,100_PPB_STD,S,5g,0 Inst : 5970 - In
Misc : NA,NA,NA Multiplr: 1.00
MS Integration Params: rteint.p

Method : C:\HPCHEM\1\METHODS\ISO1014.M (RTE Integrator)
Title : VOLATILE ORGANICS BY EPA METHOD 8260B
Last Update : Tue Oct 14 14:44:24 2003
Response via : Multiple Level Calibration

Min. RRF : 0.000 Min. Rel. Area : 50% Max. R.T. Dev 0.50min
Max. RRF Dev : 30% Max. Rel. Area : 200%

		Compound	AvgRF	CCRF	%Dev	Area%	Dev(min)
1	I	Pentafluorobenzene	1.000	1.000	0.0	107	0.11
2	T	Dichlorodifluoromethane	0.750	0.645	14.0	105	0.15
3	P	Chloromethane	0.321	0.324	-0.9	116	0.15
4	C	Vinyl Chloride	0.350	0.332	5.1	108	0.18
5	T	Bromomethane	0.358	0.359	-0.3	145	0.19
6	T	Chloroethane	0.210	0.219	-4.3	109	0.19
7	T	Trichlorofluoromethane	0.984	0.960	2.4	104	0.19
8	T	Acrolein	0.017	0.012	29.4	93	0.17
9	MC	1,1-Dichloroethene	0.399	0.362	9.3	106	0.17
10	T	Acetone	0.048	0.055	-14.6	177	0.18
11	T	Carbon Disulfide	1.034	1.008	2.5	114	0.17
12	T	Vinyl Acetate	1.095	1.053	3.8	110	0.12
13	T	Methylene Chloride	0.359	0.332	7.5	106	0.17
14	T	Acrylonitrile	0.058	0.050	13.8	106	0.14
15	T	tert-Butyl Alcohol(TBA)	0.018	0.018	0.0	113	0.12
16	T	trans-1,2-Dichloroethene	0.463	0.419	9.5	104	0.15
17	T	Methyl-t-Butyl Ether(MTBE)	0.754	0.680	9.8	104	0.14
18	P	1,1-Dichloroethane	0.850	0.751	11.6	105	0.12
19	T	Diisopropyl Ether(DIPE)	1.173	1.055	10.1	107	0.13
20	T	cis-1,2-Dichloroethene	0.444	0.398	10.4	107	0.12
21	T	2,2-Dichloropropane	0.831	0.752	9.5	106	0.12
22	T	2-Butanone(MEK)	0.098	0.099	-1.0	114	0.12
23	T	Bromochloromethane	0.243	0.219	9.9	104	0.12
25	C	Chloroform	0.928	0.847	8.7	107	0.09
26	T	1,1,1-Trichloroethane	0.945	0.845	10.6	102	0.11
27	T	Carbon Tetrachloride	0.927	0.839	9.5	104	0.11
28	T	1,1-Dichloropropene	0.726	0.647	10.9	104	0.11
29	T	1,2-Dichloroethane(EDC)	0.510	0.478	6.3	111	0.11
30	S	1,2-Dichloroethane-d4	0.429	0.445	-3.7	115	0.11
31	I	1,4-Difluorobenzene	1.000	1.000	0.0	103	0.11
32	M	Benzene	0.956	0.946	1.0	106	0.09
33	M	Trichloroethene	0.562	0.535	4.8	106	0.11
34	C	1,2-Dichloropropane	0.423	0.406	4.0	105	0.09
35	T	Dibromomethane	0.324	0.315	2.8	109	0.10
37	T	Bromodichloromethane	0.759	0.742	2.2	104	0.07
38	T	2-Chloroethylvinyl Ether	0.152	0.158	-3.9	113	0.08
39	T	cis-1,3-Dichloropropene	0.588	0.583	0.9	107	0.08
40	T	4-Methyl-2-pentanone(MIBK)	0.248	0.253	-2.0	112	0.08
41	S	Toluene-d8	0.922	0.969	-5.1	107	0.08
42	MC	Toluene	0.706	0.690	2.3	108	0.07
43	T	trans-1,3-Dichloropropene	0.471	0.477	-1.3	113	0.07
44	T	1,1,2-Trichloroethane	0.255	0.254	0.4	109	0.08
45	T	Tetrachloroethene	0.648	0.635	2.0	108	0.06
46	T	1,3-Dichloropropane	0.460	0.449	2.4	107	0.06

47	T	2-Hexanone	0.161	0.170	-5.6	116	0.07
48	T	Dibromochloromethane	0.521	0.516	1.0	110	0.07
49	T	1,2-Dibromoethane(EDB)	0.395	0.384	2.8	108	0.07
50	I	Chlorobenzene-d5	1.000	1.000	0.0	101	0.05
51	MP	Chlorobenzene	1.079	1.086	-0.6	108	0.05
52	T	1,1,1,2-Tetrachloroethane	0.574	0.572	0.3	104	0.06
53	C	Ethylbenzene	1.793	1.813	-1.1	108	0.06
54	T	m,p-Xylene	0.660	0.650	1.5	104	0.06
55	T	o-Xylene	0.618	0.635	-2.8	109	0.06
56	T	Styrene	0.939	0.987	-5.1	109	0.06
57	P	Bromoform	0.460	0.479	-4.1	106	0.06
58	T	Isopropylbenzene	1.830	1.854	-1.3	107	0.06
59	S	Bromofluorobenzene	0.864	0.806	6.7	93	0.05
60	P	1,1,2,2-Tetrachloroethane	0.497	0.533	-7.2	113	0.05
61	T	Bromobenzene	0.538	0.545	-1.3	106	0.06
62	T	1,2,3-Trichloropropane	0.424	0.434	-2.4	110	0.06
63	T	n-Propylbenzene	2.319	2.271	2.1	103	0.06
64	T	2-Chlorotoluene	1.485	1.532	-3.2	116	0.05
65	T	1,3,5-Trimethylbenzene	1.396	1.366	2.1	103	0.05
66	T	4-Chlorotoluene	1.640	1.646	-0.4	103	0.06
67	T	tert-Butylbenzene	1.605	1.658	-3.3	110	0.05
68	T	1,2,4-Trimethylbenzene	1.396	1.366	2.1	103	0.05
69	T	sec-Butylbenzene	2.162	2.132	1.4	104	0.06
70	T	1,3-Dichlorobenzene	0.880	0.879	0.1	103	0.05
71	T	4-Isopropyltoluene	1.663	1.688	-1.5	104	0.05
72	T	1,4-Dichlorobenzene	0.963	0.989	-2.7	105	0.05
73	T	n-Butylbenzene	1.720	1.717	0.2	101	0.04
74	T	1,2-Dichlorobenzene	0.786	0.814	-3.6	109	0.06
75	T	1,2-Dibromo-3-chloropropane	0.096	0.112	-16.7	113	0.04
76	T	1,2,4-Trichlorobenzene	0.538	0.566	-5.2	101	0.06
77	T	Hexachlorobutadiene	0.626	0.657	-5.0	105	0.04
78	T	Naphthalene	0.528	0.577	-9.3	106	0.06
79	T	1,2,3-Trichlorobenzene	0.465	0.504	-8.4	107	0.06
80	T	1,1,2-Trichloro-1,2,2-trifl	1.083	1.091	-0.7	106	0.16
81	T	Methyl Acetate	0.188	0.185	1.6	111	0.17
82	T	Cyclohexane	0.560	0.567	-1.2	107	0.12
83	T	Methylcyclohexane	0.783	0.779	0.5	105	0.09

(#) = Out of Range SPCC's out = 0 CCC's out = 0

I7402.D ISO1014.M Wed Oct 15 12:18:27 2003 MSD_I

Response Factor Report 5970 - In

Method : C:\HPCHEM\1\METHODS\FME0929.M (RTE Integrator)
Title : VOLATILE ORGANICS BY EPA METHOD 8260B
Last Update : Mon Sep 29 17:26:30 2003
Response via : Initial Calibration

Calibration Files
20 =F6581.D 50 =F6580.D 100 =F6577.D
150 =F6579.D 200 =F6578.D

		Compound (ppb)	20	50	100	150	200	Avg	%RSD
1)	I	Pentafluorobenzene	----------ISTD----------						
2)	T	Dichlorodifluorometha	0.470	0.471	0.470	0.527	0.497	0.487	5.16
3)	P	Chloromethane	0.342	0.287	0.240	0.286	0.266	0.284	13.19
4)	C	Vinyl Chloride	0.355	0.357	0.322	0.372	0.344	0.350	5.37
5)	T	Bromomethane	0.423	0.397	0.351	0.386	0.349	0.381	8.30
6)	T	Chloroethane	0.265	0.254	0.224	0.249	0.225	0.243	7.60
7)	T	Trichlorofluoromethan	0.683	0.667	0.599	0.690	0.631	0.654	5.83
8)	T	Acrolein	0.040	0.036	0.032	0.035	0.030	0.035	11.17
9)	MC	1,1-Dichloroethene	0.397	0.388	0.308	0.382	0.350	0.365	9.96
10)	T	Acetone	0.305	0.253	0.218	0.249	0.234	0.252	12.99
11)	T	Carbon Disulfide	1.140	1.112	0.944	1.123	1.050	1.074	7.46
12)	T	Vinyl Acetate	1.494	1.331	1.278	1.396	1.323	1.365	6.15
13)	T	Methylene Chloride	0.487	0.447	0.387	0.448	0.413	0.436	8.73
14)	T	Acrylonitrile	0.104	0.100	0.092	0.105	0.101	0.100	5.45
15)	T	tert-Butyl Alcohol(TB	0.043	0.040	0.040	0.038	0.037	0.040	5.88
16)	T	trans-1,2-Dichloroeth	0.493	0.480	0.377	0.458	0.410	0.444	10.97
17)	T	Methyl-t-Butyl Ether(	1.331	1.147	0.889	1.146	1.053	1.113	14.45
18)	P	1,1-Dichloroethane	0.903	0.823	0.667	0.784	0.705	0.776	12.10
19)	T	Diisopropyl Ether(DIP	1.547	1.372	1.202	1.360	1.266	1.349	9.70
20)	T	cis-1,2-Dichloroethen	0.569	0.528	0.450	0.514	0.469	0.506	9.34
21)	T	2,2-Dichloropropane	0.569	0.545	0.478	0.583	0.538	0.543	7.41
22)	T	2-Butanone(MEK)	0.186	0.175	0.138	0.150	0.146	0.159	12.91
23)	T	Bromochloromethane	0.320	0.308	0.274	0.310	0.287	0.300	6.37
25)	C	Chloroform	1.048	0.956	0.841	0.961	0.886	0.938	8.43
26)	T	1,1,1-Trichloroethane	0.786	0.759	0.648	0.779	0.717	0.738	7.75
27)	T	Carbon Tetrachloride	0.621	0.607	0.517	0.628	0.575	0.590	7.70
28)	T	1,1-Dichloropropene	0.731	0.675	0.606	0.690	0.637	0.668	7.25
29)	T	1,2-Dichloroethane(ED	0.686	0.606	0.562	0.612	0.568	0.607	8.16
30)	S	1,2-Dichloroethane-d4	0.375	0.385	0.403	0.447	0.344	0.391	9.70
31)	I	1,4-Difluorobenzene	----------ISTD----------						
32)	M	Benzene	1.316	1.220	1.070	1.198	1.089	1.179	8.57
33)	M	Trichloroethene	0.555	0.528	0.461	0.524	0.480	0.510	7.49
34)	C	1,2-Dichloropropane	0.528	0.478	0.432	0.480	0.438	0.471	8.20
35)	T	Dibromomethane	0.438	0.389	0.358	0.399	0.376	0.392	7.68
37)	T	Bromodichloromethane	0.826	0.768	0.694	0.783	0.727	0.760	6.70
38)	T	2-Chloroethylvinyl Et	0.257	0.236	0.225	0.263	0.247	0.245	6.27
39)	T	cis-1,3-Dichloroprope	0.795	0.725	0.665	0.746	0.688	0.724	7.03
40)	T	4-Methyl-2-pentanone(	0.454	0.389	0.363	0.393	0.375	0.395	8.93
41)	S	Toluene-d8	0.921	0.906	0.905	0.919	0.903	0.911	0.93
42)	MC	Toluene	0.918	0.864	0.776	0.846	0.791	0.839	6.85
43)	T	trans-1,3-Dichloropro	0.686	0.617	0.590	0.647	0.595	0.627	6.38
44)	T	1,1,2-Trichloroethane	0.443	0.390	0.359	0.389	0.360	0.388	8.76
45)	T	Tetrachloroethene	0.515	0.500	0.452	0.497	0.460	0.485	5.66
46)	T	1,3-Dichloropropane	0.814	0.722	0.655	0.716	0.652	0.712	9.26
47)	T	2-Hexanone	0.291	0.258	0.243	0.272	0.254	0.264	6.99
48)	T	Dibromochloromethane	0.676	0.628	0.600	0.674	0.628	0.641	5.10
49)	T	1,2-Dibromoethane(EDB	0.649	0.578	0.544	0.597	0.556	0.585	7.06

50)	I	Chlorobenzene-d5	----------ISTD----------						
51)	MP	Chlorobenzene	1.287	1.179	1.074	1.186	1.094	1.164	7.30
52)	T	1,1,1,2-Tetrachloroet	0.644	0.570	0.545	0.592	0.567	0.584	6.44
53)	C	Ethylbenzene	2.000	1.861	1.671	1.821	1.728	1.816	6.99
54)	T	m,p-Xylene	0.707	0.662	0.603	0.650	0.606	0.646	6.70
55)	T	o-Xylene	0.706	0.654	0.596	0.657	0.605	0.644	6.93
56)	T	Styrene	1.215	1.138	1.046	1.161	1.054	1.123	6.41
57)	P	Bromoform	0.612	0.563	0.552	0.597	0.575	0.580	4.23
58)	T	Isopropylbenzene	1.620	1.548	1.396	1.531	1.472	1.513	5.58
59)	S	Bromofluorobenzene	0.766	0.777	0.800	0.786	0.806	0.787	2.08
60)	P	1,1,2,2-Tetrachloroet	0.851	0.744	0.711	0.763	0.740	0.762	6.99
61)	T	Bromobenzene	0.674	0.606	0.563	0.598	0.562	0.600	7.60
62)	T	1,2,3-Trichloropropan	0.722	0.601	0.555	0.593	0.567	0.608	11.00
63)	T	n-Propylbenzene	1.949	1.851	1.681	1.819	1.764	1.813	5.50
64)	T	2-Chlorotoluene	1.497	1.389	1.238	1.370	1.255	1.350	7.86
65)	T	1,3,5-Trimethylbenzen	1.334	1.250	1.128	1.263	1.167	1.228	6.66
66)	T	4-Chlorotoluene	1.700	1.576	1.419	1.530	1.472	1.539	6.99
67)	T	tert-Butylbenzene	1.286	1.205	1.094	1.185	1.116	1.177	6.46
68)	T	1,2,4-Trimethylbenzen	1.334	1.250	1.128	1.263	1.167	1.228	6.66
69)	T	sec-Butylbenzene	1.559	1.450	1.300	1.441	1.336	1.417	7.24
70)	T	1,3-Dichlorobenzene	0.923	0.846	0.790	0.873	0.827	0.852	5.87
71)	T	4-Isopropyltoluene	1.286	1.205	1.094	1.185	1.116	1.177	6.46
72)	T	1,4-Dichlorobenzene	1.074	0.946	0.876	0.949	0.903	0.949	7.99
73)	T	n-Butylbenzene	1.222	1.131	1.012	1.101	1.006	1.095	8.18
74)	T	1,2-Dichlorobenzene	0.999	0.852	0.797	0.859	0.817	0.865	9.16
75)	T	1,2-Dibromo-3-chlorop	0.139	0.127	0.125	0.139	0.137	0.133	5.09
76)	T	1,2,4-Trichlorobenzen	0.445	0.414	0.377	0.415	0.385	0.407	6.66
77)	T	Hexachlorobutadiene	0.233	0.205	0.161	0.191	0.162	0.190	16.05
78)	T	Naphthalene	0.851	0.796	0.720	0.797	0.797	0.792	5.90
79)	T	1,2,3-Trichlorobenzen	0.371	0.343	0.296	0.335	0.303	0.330	9.40
80)	T	1,1,2-Trichloro-1,2,2	0.576	0.498	0.448	0.538	0.491	0.510	9.55
81)	T	Methyl Acetate	0.293	0.241	0.212	0.236	0.228	0.242	12.54
82)	T	Cyclohexane	0.226	0.215	0.191	0.243	0.227	0.220	8.84
83)	T	Methylcyclohexane	0.307	0.309	0.275	0.338	0.328	0.311	7.68

(#) = Out of Range

FME0929.M Tue Sep 30 09:05:23 2003 MSD_F

Instrument ID: MSD_F
Method ID: FME0929.M
Date: 09/29/2003

Average %RSD = 7.91

Refer to SW846 Method 8000B Section 7.5.1.

Evaluate Continuing Calibration Report

Data File : C:\HPCHEM\1\DATA\10-16-03\F6885.D Vial: 1
Acq On : 16 Oct 2003 9:47 Operator: RB
Sample : 100,100_PPB_STD,W,5ml,100 Inst : 5970 - In
Misc : Multiplr: 1.00
MS Integration Params: rteint.p

Method : C:\HPCHEM\1\METHODS\FME0929.M (RTE Integrator)
Title : VOLATILE ORGANICS BY EPA METHOD 8260B
Last Update : Mon Sep 29 17:26:30 2003
Response via : Multiple Level Calibration

Min. RRF : 0.000 Min. Rel. Area : 50% Max. R.T. Dev 0.50min
Max. RRF Dev : 30% Max. Rel. Area : 200%

		Compound	AvgRF	CCRF	%Dev	Area%	Dev(min)
1	I	Pentafluorobenzene	1.000	1.000	0.0	96	-0.10
2	T	Dichlorodifluoromethane	0.487	0.556	-14.2	114	-0.09
3	P	Chloromethane	0.284	0.284	0.0	114	-0.06
4	C	Vinyl Chloride	0.350	0.390	-11.4	117	-0.09
5	T	Bromomethane	0.381	0.424	-11.3	117	-0.12
6	T	Chloroethane	0.243	0.268	-10.3	116	-0.12
7	T	Trichlorofluoromethane	0.654	0.711	-8.7	114	-0.12
8	T	Acrolein	0.035	0.025	28.6	76	-0.12
9	MC	1,1-Dichloroethene	0.365	0.400	-9.6	125	-0.12
10	T	Acetone	0.252	0.261	-3.6	116	-0.10
11	T	Carbon Disulfide	1.074	1.217	-13.3	124	-0.13
12	T	Vinyl Acetate	1.365	1.314	3.7	99	-0.13
13	T	Methylene Chloride	0.436	0.465	-6.7	116	-0.12
14	T	Acrylonitrile	0.100	0.101	-1.0	107	-0.10
15	T	tert-Butyl Alcohol(TBA)	0.040	0.042	-5.0	103	-0.11
16	T	trans-1,2-Dichloroethene	0.444	0.459	-3.4	117	-0.11
17	T	Methyl-t-Butyl Ether(MTBE)	1.113	1.019	8.4	111	-0.13
18	P	1,1-Dichloroethane	0.776	0.736	5.2	107	-0.10
19	T	Diisopropyl Ether(DIPE)	1.349	1.333	1.2	107	-0.10
20	T	cis-1,2-Dichloroethene	0.506	0.519	-2.6	111	-0.10
21	T	2,2-Dichloropropane	0.543	0.479	11.8	97	-0.10
22	T	2-Butanone(MEK)	0.159	0.162	-1.9	114	-0.11
23	T	Bromochloromethane	0.300	0.341	-13.7	120	-0.11
25	C	Chloroform	0.938	0.937	0.1	107	-0.10
26	T	1,1,1-Trichloroethane	0.738	0.719	2.6	107	-0.11
27	T	Carbon Tetrachloride	0.590	0.573	2.9	107	-0.10
28	T	1,1-Dichloropropene	0.668	0.714	-6.9	114	-0.11
29	T	1,2-Dichloroethane(EDC)	0.607	0.638	-5.1	110	-0.11
30	S	1,2-Dichloroethane-d4	0.391	0.397	-1.5	95	-0.11
31	I	1,4-Difluorobenzene	1.000	1.000	0.0	98	-0.11
32	M	Benzene	1.179	1.236	-4.8	113	-0.10
33	M	Trichloroethene	0.510	0.539	-5.7	115	-0.10
34	C	1,2-Dichloropropane	0.471	0.479	-1.7	109	-0.10
35	T	Dibromomethane	0.392	0.410	-4.6	113	-0.09
37	T	Bromodichloromethane	0.760	0.822	-8.2	116	-0.11
38	T	2-Chloroethylvinyl Ether	0.245	0.268	-9.4	117	-0.09
39	T	cis-1,3-Dichloropropene	0.724	0.748	-3.3	110	-0.09
40	T	4-Methyl-2-pentanone(MIBK)	0.395	0.415	-5.1	112	-0.09
41	S	Toluene-d8	0.911	0.905	0.7	98	-0.09
42	MC	Toluene	0.839	0.899	-7.2	114	-0.09
43	T	trans-1,3-Dichloropropene	0.627	0.647	-3.2	108	-0.09
44	T	1,1,2-Trichloroethane	0.388	0.383	1.3	105	-0.08
45	T	Tetrachloroethene	0.485	0.511	-5.4	111	-0.09
46	T	1,3-Dichloropropane	0.712	0.699	1.8	105	-0.09

47	T	2-Hexanone	0.264	0.267	-1.1	108	-0.09
48	T	Dibromochloromethane	0.641	0.672	-4.8	110	-0.08
49	T	1,2-Dibromoethane(EDB)	0.585	0.592	-1.2	107	-0.09
50	I	Chlorobenzene-d5	1.000	1.000	0.0	98	-0.09
51	MP	Chlorobenzene	1.164	1.202	-3.3	110	-0.09
52	T	1,1,1,2-Tetrachloroethane	0.584	0.590	-1.0	106	-0.08
53	C	Ethylbenzene	1.816	1.817	-0.1	106	-0.09
54	T	m,p-Xylene	0.646	0.632	2.2	103	-0.08
55	T	o-Xylene	0.644	0.632	1.9	104	-0.09
56	T	Styrene	1.123	1.149	-2.3	107	-0.09
57	P	Bromoform	0.580	0.613	-5.7	109	-0.09
58	T	Isopropylbenzene	1.513	1.510	0.2	106	-0.09
59	S	Bromofluorobenzene	0.787	0.814	-3.4	100	-0.11
60	P	1,1,2,2-Tetrachloroethane	0.762	0.730	4.2	101	-0.11
61	T	Bromobenzene	0.600	0.605	-0.8	105	-0.11
62	T	1,2,3-Trichloropropane	0.608	0.575	5.4	101	-0.09
63	T	n-Propylbenzene	1.813	1.768	2.5	103	-0.09
64	T	2-Chlorotoluene	1.350	1.519	-12.5	120	0.09
65	T	1,3,5-Trimethylbenzene	1.228	1.211	1.4	105	-0.09
66	T	4-Chlorotoluene	1.539	1.520	1.2	105	-0.10
67	T	tert-Butylbenzene	1.177	1.153	2.0	103	-0.10
68	T	1,2,4-Trimethylbenzene	1.228	1.211	1.4	105	-0.09
69	T	sec-Butylbenzene	1.417	1.384	2.3	104	-0.09
70	T	1,3-Dichlorobenzene	0.852	0.917	-7.6	114	0.06
71	T	4-Isopropyltoluene	1.177	1.153	2.0	103	-0.10
72	T	1,4-Dichlorobenzene	0.949	0.928	2.2	104	-0.10
73	T	n-Butylbenzene	1.095	1.045	4.6	101	-0.10
74	T	1,2-Dichlorobenzene	0.865	0.849	1.8	104	-0.10
75	T	1,2-Dibromo-3-chloropropane	0.133	0.123	7.5	97	-0.10
76	T	1,2,4-Trichlorobenzene	0.407	0.346	15.0	90	-0.10
77	T	Hexachlorobutadiene	0.190	0.170	10.5	103	-0.10
78	T	Naphthalene	0.792	0.626	21.0	85	-0.10
79	T	1,2,3-Trichlorobenzene	0.330	0.347	-5.2	115	-1.01#
80	T	1,1,2-Trichloro-1,2,2-trifl	0.510	0.485	4.9	106	-0.10
81	T	Methyl Acetate	0.242	0.251	-3.7	116	-0.10
82	T	Cyclohexane	0.220	0.206	6.4	106	-0.10
83	T	Methylcyclohexane	0.311	0.309	0.6	110	-0.10

(#) = Out of Range SPCC's out = 0 CCC's out = 0

F6577.D FME0929.M Thu Oct 16 10:47:13 2003 MSD_F

Evaluate Continuing Calibration Report

Data File : C:\HPCHEM\1\DATA\10-17-03\F6910.D Vial: 1
Acq On : 17 Oct 2003 10:10 Operator: RB
Sample : 100,100_PPB_STD,W,5ml,100 Inst : 5970 - In
Misc : Multiplr: 1.00
MS Integration Params: rteint.p

Method : C:\HPCHEM\1\METHODS\FME0929.M (RTE Integrator)
Title : VOLATILE ORGANICS BY EPA METHOD 8260B
Last Update : Mon Sep 29 17:26:30 2003
Response via : Multiple Level Calibration

Min. RRF : 0.000 Min. Rel. Area : 50% Max. R.T. Dev 0.50min
Max. RRF Dev : 30% Max. Rel. Area : 200%

		Compound	AvgRF	CCRF	%Dev	Area%	Dev(min)
1	I	Pentafluorobenzene	1.000	1.000	0.0	89	-0.10
2	T	Dichlorodifluoromethane	0.487	0.530	-8.8	101	-0.10
3	P	Chloromethane	0.284	0.329	-15.8	122	-0.09
4	C	Vinyl Chloride	0.350	0.388	-10.9	108	-0.10
5	T	Bromomethane	0.381	0.421	-10.5	107	-0.13
6	T	Chloroethane	0.243	0.270	-11.1	107	-0.13
7	T	Trichlorofluoromethane	0.654	0.721	-10.2	107	-0.13
8	T	Acrolein	0.035	0.037	-5.7	103	-0.13
9	MC	1,1-Dichloroethene	0.365	0.429	-17.5	124	-0.13
10	T	Acetone	0.252	0.281	-11.5	115	-0.12
11	T	Carbon Disulfide	1.074	1.203	-12.0	114	-0.15
12	T	Vinyl Acetate	1.365	1.359	0.4	95	-0.13
13	T	Methylene Chloride	0.436	0.460	-5.5	106	-0.13
14	T	Acrylonitrile	0.100	0.111	-11.0	108	-0.12
15	T	tert-Butyl Alcohol(TBA)	0.040	0.035	12.5	79	-0.12
16	T	trans-1,2-Dichloroethene	0.444	0.526	-18.5	124	-0.13
17	T	Methyl-t-Butyl Ether(MTBE)	1.113	1.179	-5.9	118	-0.13
18	P	1,1-Dichloroethane	0.776	0.806	-3.9	108	-0.11
19	T	Diisopropyl Ether(DIPE)	1.349	1.349	0.0	100	-0.11
20	T	cis-1,2-Dichloroethene	0.506	0.561	-10.9	111	-0.10
21	T	2,2-Dichloropropane	0.543	0.520	4.2	97	-0.10
22	T	2-Butanone(MEK)	0.159	0.172	-8.2	111	-0.11
23	T	Bromochloromethane	0.300	0.342	-14.0	111	-0.11
25	C	Chloroform	0.938	0.979	-4.4	104	-0.10
26	T	1,1,1-Trichloroethane	0.738	0.751	-1.8	103	-0.10
27	T	Carbon Tetrachloride	0.590	0.597	-1.2	103	-0.10
28	T	1,1-Dichloropropene	0.668	0.702	-5.1	103	-0.10
29	T	1,2-Dichloroethane(EDC)	0.607	0.651	-7.2	103	-0.11
30	S	1,2-Dichloroethane-d4	0.391	0.400	-2.3	88	-0.10
31	I	1,4-Difluorobenzene	1.000	1.000	0.0	91	-0.10
32	M	Benzene	1.179	1.233	-4.6	105	-0.10
33	M	Trichloroethene	0.510	0.539	-5.7	107	-0.08
34	C	1,2-Dichloropropane	0.471	0.474	-0.6	100	-0.10
35	T	Dibromomethane	0.392	0.411	-4.8	105	-0.10
37	T	Bromodichloromethane	0.760	0.803	-5.7	106	-0.10
38	T	2-Chloroethylvinyl Ether	0.245	0.278	-13.5	113	-0.10
39	T	cis-1,3-Dichloropropene	0.724	0.760	-5.0	105	-0.10
40	T	4-Methyl-2-pentanone(MIBK)	0.395	0.404	-2.3	102	-0.10
41	S	Toluene-d8	0.911	0.934	-2.5	94	-0.09
42	MC	Toluene	0.839	0.906	-8.0	107	-0.09
43	T	trans-1,3-Dichloropropene	0.627	0.658	-4.9	102	-0.09
44	T	1,1,2-Trichloroethane	0.388	0.402	-3.6	102	-0.09
45	T	Tetrachloroethene	0.485	0.524	-8.0	106	-0.09
46	T	1,3-Dichloropropane	0.712	0.737	-3.5	103	-0.09

47	T	2-Hexanone	0.264	0.277	-4.9	104	-0.09
48	T	Dibromochloromethane	0.641	0.707	-10.3	108	-0.09
49	T	1,2-Dibromoethane(EDB)	0.585	0.632	-8.0	106	-0.09
50	I	Chlorobenzene-d5	1.000	1.000	0.0	85	0.08
51	MP	Chlorobenzene	1.164	1.365	-17.3	108	-0.09
52	T	1,1,1,2-Tetrachloroethane	0.584	0.665	-13.9	103	-0.09
53	C	Ethylbenzene	1.816	2.068	-13.9	105	-0.09
54	T	m,p-Xylene	0.646	0.743	-15.0	104	-0.09
55	T	o-Xylene	0.644	0.734	-14.0	104	-0.09
56	T	Styrene	1.123	1.310	-16.7	106	-0.09
57	P	Bromoform	0.580	0.688	-18.6	106	-0.09
58	T	Isopropylbenzene	1.513	1.778	-17.5	108	-0.09
59	S	Bromofluorobenzene	0.787	0.946	-20.2	100	-0.11
60	P	1,1,2,2-Tetrachloroethane	0.762	0.844	-10.8	101	-0.11
61	T	Bromobenzene	0.600	0.685	-14.2	103	-0.11
62	T	1,2,3-Trichloropropane	0.608	0.669	-10.0	102	-0.11
63	T	n-Propylbenzene	1.813	2.096	-15.6	106	-0.09
64	T	2-Chlorotoluene	1.350	1.534	-13.6	105	-0.11
65	T	1,3,5-Trimethylbenzene	1.228	1.434	-16.8	108	-0.09
66	T	4-Chlorotoluene	1.539	1.757	-14.2	105	-0.11
67	T	tert-Butylbenzene	1.177	1.379	-17.2	107	-0.11
68	T	1,2,4-Trimethylbenzene	1.228	1.434	-16.8	108	-0.09
69	T	sec-Butylbenzene	1.417	1.667	-17.6	109	-0.09
70	T	1,3-Dichlorobenzene	0.852	1.083	-27.1	116	0.06
71	T	4-Isopropyltoluene	1.177	1.379	-17.2	107	-0.11
72	T	1,4-Dichlorobenzene	0.949	1.098	-15.7	106	-0.11
73	T	n-Butylbenzene	1.095	1.268	-15.8	106	-0.10
74	T	1,2-Dichlorobenzene	0.865	0.978	-13.1	104	-0.10
75	T	1,2-Dibromo-3-chloropropane	0.133	0.135	-1.5	92	-0.10
76	T	1,2,4-Trichlorobenzene	0.407	0.398	2.2	89	-0.10
77	T	Hexachlorobutadiene	0.190	0.196	-3.2	103	-0.10
78	T	Naphthalene	0.792	0.659	16.8	77	-0.10
79	T	1,2,3-Trichlorobenzene	0.330	0.221	33.0	63	-0.10
80	T	1,1,2-Trichloro-1,2,2-trifl	0.510	0.578	-13.3	109	-0.12
81	T	Methyl Acetate	0.242	0.288	-19.0	115	-0.12
82	T	Cyclohexane	0.220	0.259	-17.7	115	-0.10
83	T	Methylcyclohexane	0.311	0.363	-16.7	112	-0.08

(#) = Out of Range SPCC's out = 0 CCC's out = 0

F6577.D FME0929.M Fri Oct 17 11:00:44 2003 MSD_F

VOLATILE SURROGATE PERCENT RECOVERY SUMMARY

Date Analyzed: 10/15/2003

Lab Sample ID	Matrix	File ID	SMC1 #	SMC2 #	SMC3 #
METHOD-BLK	SOIL	I7429.D	102	96	89
BLK_SPK	SOIL	I7431.D	96	100	104
09119-005	SOIL	I7432.D	89	97	93
09119-006	SOIL	I7433.D	89	98	91
09119-005MS	SOIL	I7434.D	88	98	94
09119-005MSD	SOIL	I7435.D	93	97	93
09119-004	SOIL	I7436.D	91	100	92
09119-002	SOIL	I7437.D	95	99	96

	Concentration	Aqueous/Meoh	Soil
SMC1 = 1,2-Dichloroethane-d4	50 ppb	57-145	74-114
SMC2 = Toluene-d8	50 ppb	58-146	90-109
SMC3 = Bromofluorobenzene	50 ppb	55-123	69-123

Column to be used to flag recovery values

VOLATILE SURROGATE PERCENT RECOVERY SUMMARY

Date Analyzed: 10/15/2003

Lab Sample ID	Matrix	File ID	SMC1 #	SMC2 #	SMC3 #
METHOD-BLK	SOIL	I7451.D	87	100	86
BLK_SPK	SOIL	I7452.D	102	106	91
09114-007	SOIL	I7453.D	92	103	83
09114-008	SOIL	I7454.D	91	102	86
09114-010	SOIL	I7456.D	92	103	84
09114-009	SOIL	I7457.D	88	105	83
09114-011	SOIL	I7458.D	90	102	84
09114-012	SOIL	I7459.D	92	102	85
09114-013	SOIL	I7460.D	93	101	85
09114-014	SOIL	I7461.D	100	104	86
09114-015	SOIL	I7462.D	99	103	87
09114-016	SOIL	I7463.D	100	103	85
09114-017	SOIL	I7464.D	100	103	84
09114-018	SOIL	I7465.D	98	102	85
09114-002	SOIL	I7466.D	90	101	89
09114-003	SOIL	I7467.D	87	101	88
09114-006	SOIL	I7468.D	98	100	76
09114-001	SOIL	I7469.D	82	99	97

	Concentration	Aqueous/Meoh	Soil
SMC1 = 1,2-Dichloroethane-d4	50 ppb	57-145	74-114
SMC2 = Toluene-d8	50 ppb	58-146	90-109
SMC3 = Bromofluorobenzene	50 ppb	55-123	69-123

Column to be used to flag recovery values

VOLATILE SURROGATE PERCENT RECOVERY SUMMARY

Date Analyzed: 10/16/2003

Lab Sample ID	Matrix	File ID	SMC1 #	SMC2 #	SMC3 #
METHOD_BLK	SOIL	F6889.D	91	102	97
BLK_SPK	SOIL	F6890.D	99	100	105
09191-006	MEOH	F6892.D	93	100	98
09202-006	MEOH	F6893.D	92	99	100
09191-002	MEOH	F6894.D	94	100	99
09212-001	MEOH	F6895.D	94	99	100
09212-002	MEOH	F6896.D	93	98	99
09212-003	MEOH	F6897.D	93	101	99
09202-007	MEOH	F6898.D	94	101	99
09202-005	MEOH	F6899.D	93	100	100
09202-004	MEOH	F6900.D	92	101	98
09202-003	MEOH	F6901.D	95	99	99
09202-003MS	MEOH	F6902.D	96	98	98
09202-003MSD	MEOH	F6903.D	94	100	100
09202-002	MEOH	F6904.D	93	100	98
09202-001	MEOH	F6905.D	94	100	97

	Concentration	Aqueous/Meoh	Soil
SMC1 = 1,2-Dichloroethane-d4	50 ppb	52-175	68-149
SMC2 = Toluene-d8	50 ppb	45-177	63-154
SMC3 = Bromofluorobenzene	50 ppb	68-121	68-162

Column to be used to flag recovery values

VOLATILE SURROGATE PERCENT RECOVERY SUMMARY

Date Analyzed: 10/17/2003

Lab Sample ID	Matrix	File ID	SMC1 #	SMC2 #	SMC3 #
METHOD_BLK	SOIL	F6912.D	92	100	96
BLK_SPK	SOIL	F6913.D	101	102	103
09034-001	MEOH	F6914.D	90	100	98
09034-013	MEOH	F6915.D	92	101	99
08940-009	SOIL	F6916.D	91	99	99
09114-004	SOIL	F6918.D	94	99	100
09114-005	SOIL	F6919.D	93	100	99
09310-001	MEOH	F6922.D	93	99	98
09310-002	MEOH	F6923.D	92	101	97
09188-006	SOIL	F6924.D	94	102	101

	Concentration	Aqueous/Meoh	Soil
SMC1 = 1,2-Dichloroethane-d4	50 ppb	52-175	68-149
SMC2 = Toluene-d8	50 ppb	45-177	63-154
SMC3 = Bromofluorobenzene	50 ppb	68-121	68-162

Column to be used to flag recovery values

SOIL VOLATILE MATRIX SPIKE/SPIKE DUPLICATE RECOVERY

Matrix spike Lab sample ID: 09119-005

Batch No.: IS09005

Compound	SPIKE ADDED (ug/Kg)	SAMPLE CONC. (ug/Kg)	MS CONC. (ug/Kg)	MS % REC #	QC LIMITS REC.
1,1-Dichloroethene	50.0	0.0	44.9	90	41 - 137
Benzene	50.0	0.0	48.6	97	55 - 145
Trichloroethene	50.0	0.0	42.9	86	55 - 139
Toluene	50.0	0.0	45.1	90	43 - 151
Chlorobenzene	50.0	0.0	40.4	81	39 - 140

Compound	SAMPLE CONC. (ug/Kg)	MSD CONC. (ug/Kg)	MSD % # REC	% RPD #	QC LIMITS RPD	QC LIMITS REC.
1,1-Dichloroethene	0.0	44.4	89	1	22	41 - 137
Benzene	0.0	46.1	92	5	22	55 - 145
Trichloroethene	0.0	41.0	82	5	21	55 - 139
Toluene	0.0	41.8	84	7	21	43 - 151
Chlorobenzene	0.0	38.5	77	5	21	39 - 140

Column to be used to flag recovery and RPD values with an asterisk

* Values outside of QC limits

NC Non calculable

RPD: __0___ out of __5__ outside limits

Spike Recovery: __0___ out of __10__ outside limits

MEOH VOLATILE MATRIX SPIKE/SPIKE DUPLICATE RECOVERY

Matrix spike Lab sample ID: 09202-003

Batch No.: FME795

Compound	SPIKE ADDED (ug/Kg)	SAMPLE CONC. (ug/Kg)	MS CONC. (ug/Kg)	MS % REC #	QC LIMITS REC.
1,1-Dichloroethene	50.0	0.0	49.5	99	43 - 157
Benzene	50.0	0.0	54.5	109	71 - 138
Trichloroethene	50.0	0.0	53.0	106	63 - 136
Toluene	50.0	0.0	56.0	112	72 - 138
Chlorobenzene	50.0	0.0	52.0	104	57 - 125

Compound	SAMPLE CONC. (ug/Kg)	MSD CONC. (ug/Kg)	MSD #	% REC	% RPD #	QC LIMITS RPD	REC.
1,1-Dichloroethene	0.0	42.4		85	15	19	43 - 157
Benzene	0.0	54.1		108	1	11	71 - 138
Trichloroethene	0.0	50.8		102	4	12	63 - 136
Toluene	0.0	54.1		108	4	11	72 - 138
Chlorobenzene	0.0	50.7		101	3	11	57 - 125

Column to be used to flag recovery and RPD values with an asterisk

* Values outside of QC limits

NC Non calculable

RPD: __0___ out of __5__ outside limits

Spike Recovery: __0___ out of __10__ outside limits

VOLATILE INTERNAL STANDARD AREA AND RT SUMMARY

Lab File ID (Standard): I7402.D Date Analyzed: 10/14/2003

Instrument ID: MSD_I Time Analyzed: 10:54

	50UG/L	IS1 AREA	#	RT	#	IS2 AREA	#	RT	#	IS3 AREA	#	RT	#
	12 HOUR STD	1096113		9.07		1150063		10.14		905696		14.47	
	UPPER LIMIT	2192226		9.57		2300126		10.64		1811392		14.97	
	LOWER LIMIT	548056.5		8.57		575031.5		9.64		452848		13.97	
	LAB SAMPLE ID												
01	200_PPB_STD	1069526		9.07		1173413		10.15		941874		14.47	
02	150_PPB_STD	1114732		9.02		1194667		10.11		949670		14.46	
03	20_PPB_STD	1077403		9.25		1163524		10.31		933871		14.56	
04	50_PPB_STD	1058521		9.14		1136068		10.22		902523		14.52	
05	METHOD-BLK	1137582		9.08		1150572		10.18		958159		14.52	
06	BLK_SPK	1071634		9.18		1174727		10.25		926201		14.53	
07	08917-002	1026478		9.15		1085740		10.23		784196		14.52	
08	09119-001MS	1105020		9.14		1150846		10.22		937079		14.53	
09	09119-001MSD	1089261		9.16		1136613		10.23		918498		14.52	
10	09146-002	949829		9.17		1007594		10.24		817041		14.53	
11	09119-001	1084188		9.13		1125755		10.20		920312		14.52	
12	1000_PPB_TVH	1063763		9.06		1089361		10.16		905269		14.50	
13	09120-001	997269		9.06		1067243		10.15		831550		14.50	
14	09120-002	986687		9.06		1035802		10.15		840786		14.50	
15	09120-005	1179560		9.06		1224511		10.15		1037480		14.49	
16	09120-004	1203881		9.17		1280069		10.24		1032539		14.53	
17	09120-003	1188356		9.07		1275044		10.15		1026644		14.50	
18													
19													
20													
21													
22													

IS1 = PENTAFLUOROBENZENE
IS2 = 1,4-DIFLUOROBENZENE
IS3 = CHLOROBENZENE-D5

AREA UPPER LIMIT = +100% of internal standard area
AREA LOWER LIMIT = -50% of internal standard area
RT UPPER LIMIT = +0.50 minutes of internal standard RT
RT LOWER LIMIT = -0.50 minutes of internal standard RT

Column used to flag values outside QC limits with an asterisk
* Values outside of QC limits.

VOLATILE INTERNAL STANDARD AREA AND RT SUMMARY

Lab File ID (Standard): I7427.D

Date Analyzed: 10/14/2003

Instrument ID: MSD_I

Time Analyzed: 23:33

	50UG/L	IS1 AREA #	RT #	IS2 AREA #	RT #	IS3 AREA #	RT #
	12 HOUR STD	1225720	9.07	1312993	10.15	1079403	14.51
	UPPER LIMIT	2451440	9.57	2625986	10.65	2158806	15.01
	LOWER LIMIT	612860	8.57	656496.5	9.65	539701.5	14.01
	LAB SAMPLE ID						
01	METHOD-BLK	1197273	9.09	1273433	10.18	1042198	14.51
02	BLK_SPK	1128689	9.00	1173899	10.12	954012	14.47
03	09119-005	1151237	9.13	1200386	10.20	996264	14.52
04	09119-006	1109325	9.06	1150331	10.15	917514	14.51
05	09119-005MS	1128151	9.16	1170411	10.21	969073	14.52
06	09119-005MSD	1083015	9.15	1173703	10.21	973748	14.52
07	09119-004	1070658	9.07	1099289	10.17	913938	14.51
08	09119-002	1091079	9.07	1115361	10.15	920518	14.51
09							
10							
11							
12							
13							
14							
15							
16							
17							
18							
19							
20							
21							
22							

IS1 = PENTAFLUOROBENZENE
IS2 = 1,4-DIFLUOROBENZENE
IS3 = CHLOROBENZENE-D5

AREA UPPER LIMIT = +100% of internal standard area
AREA LOWER LIMIT = -50% of internal standard area
RT UPPER LIMIT = +0.50 minutes of internal standard RT
RT LOWER LIMIT = -0.50 minutes of internal standard RT

Column used to flag values outside QC limits with an asterisk
* Values outside of QC limits.

VOLATILE INTERNAL STANDARD AREA AND RT SUMMARY

Lab File ID (Standard): I7449.D

Date Analyzed: 10/15/2003

Instrument ID: MSD_I

Time Analyzed: 10:29

	50UG/L	IS1 AREA	#	RT	#	IS2 AREA	#	RT	#	IS3 AREA	#	RT	#
	12 HOUR STD	1176899		9.18		1184942		10.25		918303		14.52	
	UPPER LIMIT	2353798		9.68		2369884		10.75		1836606		15.02	
	LOWER LIMIT	588449.5		8.68		592471		9.75		459151.5		14.02	
	LAB SAMPLE ID												
01	METHOD-BLK	1196940		9.08		1226487		10.14		913720		14.45	
02	BLK_SPK	1192244		9.09		1213628		10.15		946529		14.44	
03	09114-007	1177785		9.08		1204720		10.15		913051		14.46	
04	09114-008	1159477		9.21		1177853		10.24		862174		14.48	
05	09114-010	1093564		9.11		1114750		10.18		831169		14.46	
06	09114-009	1126544		9.30		1101776		10.30		860998		14.48	
07	09114-011	1121108		8.99		1091319		10.06		855499		14.42	
08	09114-012	1130630		9.10		1119929		10.15		851775		14.46	
09	09114-013	1162430		9.10		1136819		10.15		875640		14.45	
10	09114-014	1082202		9.12		1114377		10.18		848317		14.47	
11	09114-015	1105224		9.00		1111742		10.09		884919		14.44	
12	09114-016	1032831		9.00		1048678		10.08		819020		14.44	
13	09114-017	1050745		9.10		1066766		10.17		839120		14.45	
14	09114-018	1055410		9.09		1087011		10.15		846424		14.45	
15	09114-002	935056		8.91		973748		10.02		746177		14.40	
16	09114-003	914102		9.00		937059		10.08		703806		14.42	
17	09114-006	921811		9.12		967142		10.17		893926		14.46	
18	09114-001	1037278		9.00		1030707		10.10		759814		14.43	
19													
20													
21													
22													

IS1 = PENTAFLUOROBENZENE
IS2 = 1,4-DIFLUOROBENZENE
IS3 = CHLOROBENZENE-D5

AREA UPPER LIMIT = +100% of internal standard area
AREA LOWER LIMIT = -50% of internal standard area
RT UPPER LIMIT = +0.50 minutes of internal standard RT
RT LOWER LIMIT = -0.50 minutes of internal standard RT

Column used to flag values outside QC limits with an asterisk
* Values outside of QC limits.

VOLATILE INTERNAL STANDARD AREA AND RT SUMMARY

Lab File ID (Standard): F6577.D

Date Analyzed: 09/29/2003

Instrument ID: MSD_F

Time Analyzed: 13:53

	50UG/L	IS1 AREA #	RT #	IS2 AREA #	RT #	IS3 AREA #	RT #
	12 HOUR STD	1871239	9.04	2229334	10.23	1920306	15.13
	UPPER LIMIT	3742478	9.54	4458668	10.73	3840612	15.63
	LOWER LIMIT	935619.5	8.54	1114667	9.73	960153	14.63
	LAB SAMPLE ID						
01	200_PPB_STD	1820164	9.04	2201980	10.22	1868164	15.13
02	150_PPB_STD	1675974	9.04	2023855	10.23	1766568	15.13
03	50_PPB_STD	1660861	9.03	1988867	10.22	1741936	15.14
04	20_PPB_STD	1646054	9.03	1980081	10.22	1713078	15.13
05	METHOD_BLK	1824486	9.04	2219827	10.22	1972943	15.12
06	BLK_SPK	1683887	9.03	1999532	10.21	1748709	15.12
07	08583-006	1678692	9.01	1997042	10.20	1791769	15.12
08	08583-001	1764906	9.01	2134238	10.20	1874244	15.12
09	08583-002	1525936	9.00	1839792	10.19	1630962	15.11
10	08583-003	1696652	9.01	2036946	10.22	1804687	15.14
11	08583-004	1734175	9.01	2094764	10.20	1878347	15.13
12	08583-005	1692656	9.01	2039956	10.20	1829913	15.11
13	08583-007	1685921	9.01	2012679	10.20	1782128	15.12
14	08583-008	1645300	9.01	1990179	10.20	1765423	15.12
15	08583-009	1777682	9.01	2146307	10.20	1915288	15.11
16	08583-010	1665717	9.01	1999711	10.20	1803186	15.12
17	08583-010MS	1601086	9.00	1964399	10.19	1746925	15.11
18	08583-010MSD	1602594	9.00	1985829	10.19	1760811	15.10
19	08475-003	1846407	9.00	2255079	10.19	1699288	15.11
20	08476-003	1848215	9.00	2245653	10.19	1968194	15.10
21							
22							

IS1 = PENTAFLUOROBENZENE
IS2 = 1,4-DIFLUOROBENZENE
IS3 = CHLOROBENZENE-D5

AREA UPPER LIMIT = +100% of internal standard area
AREA LOWER LIMIT = -50% of internal standard area
RT UPPER LIMIT = +0.50 minutes of internal standard RT
RT LOWER LIMIT = -0.50 minutes of internal standard RT

Column used to flag values outside QC limits with an asterisk
* Values outside of QC limits.

0088

VOLATILE INTERNAL STANDARD AREA AND RT SUMMARY

Lab File ID (Standard): F6885.D

Date Analyzed: 10/16/2003

Instrument ID: MSD_F

Time Analyzed: 9:47

	50UG/L	IS1 AREA	#	RT	#	IS2 AREA	#	RT	#	IS3 AREA	#	RT	#
	12 HOUR STD	1804490		8.93		2189132		10.11		1879325		15.04	
	UPPER LIMIT	3608980		9.43		4378264		10.61		3758650		15.54	
	LOWER LIMIT	902245		8.43		1094566		9.61		939662.5		14.54	
	LAB SAMPLE ID												
01	METHOD_BLK	1632328		8.95		1987191		10.14		1887780		15.05	
02	BLK_SPK	1600912		8.95		1939823		10.12		1743175		15.05	
03	09191-006	1579801		8.92		1993219		10.11		1884328		15.05	
04	09202-006	1604351		8.92		2009556		10.11		1884232		15.05	
05	09191-002	1601980		8.92		2037728		10.13		1912484		15.05	
06	09212-001	1668439		8.92		2092070		10.13		1957888		15.06	
07	09212-002	1636574		8.94		2031340		10.14		1863036		15.06	
08	09212-003	1590841		8.94		1992513		10.14		1869736		15.06	
09	09202-007	1650574		8.94		2084823		10.13		1971553		15.08	
10	09202-005	1664190		8.97		2104197		10.16		1960989		15.08	
11	09202-004	1707208		8.97		2109775		10.16		1984392		15.09	
12	09202-003	1670179		8.98		2104649		10.17		1983883		15.11	
13	09202-003MS	1653079		8.98		2122147		10.19		1984162		15.11	
14	09202-003MSD	1672517		8.98		2112110		10.17		1971705		15.11	
15	09202-002	1651241		8.98		2072413		10.19		1918868		15.11	
16	09202-001	1642643		9.00		2070071		10.19		1955418		15.11	
17													
18													
19													
20													
21													
22													

IS1 = PENTAFLUOROBENZENE
IS2 = 1,4-DIFLUOROBENZENE
IS3 = CHLOROBENZENE-D5

AREA UPPER LIMIT = +100% of internal standard area
AREA LOWER LIMIT = -50% of internal standard area
RT UPPER LIMIT = +0.50 minutes of internal standard RT
RT LOWER LIMIT = -0.50 minutes of internal standard RT

Column used to flag values outside QC limits with an asterisk
* Values outside of QC limits.

VOLATILE INTERNAL STANDARD AREA AND RT SUMMARY

Lab File ID (Standard): F6910.D

Date Analyzed: 10/17/2003

Instrument ID: MSD_F

Time Analyzed: 10:10

	50UG/L	IS1 AREA	#	RT	#	IS2 AREA	#	RT	#	IS3 AREA	#	RT	#
	12 HOUR STD	1667836		8.93		2037276		10.12		1626569		15.21	
	UPPER LIMIT	3335672		9.43		4074552		10.62		3253138		15.71	
	LOWER LIMIT	833918		8.43		1018638		9.62		813284.5		14.71	
	LAB SAMPLE ID												
01	METHOD_BLK	1594831		8.92		1938971		10.11		1825570		15.04	
02	BLK_SPK	1593217		8.94		1979135		10.14		1812449		15.05	
03	09034-001	1588846		8.92		1985445		10.11		1879557		15.04	
04	09034-013	1590792		8.91		1993758		10.10		1878598		15.05	
05	08940-009	1652613		8.92		2054896		10.11		1936261		15.05	
06	09114-004	1587225		8.97		2078487		10.17		1930525		15.09	
07	09114-005	1710383		9.00		2176961		10.19		2052317		15.11	
08	09310-001	1732160		8.98		2201454		10.17		2048272		15.09	
09	09310-002	1620792		8.98		2060765		10.17		1927855		15.11	
10	09188-006	1576210		8.98		1981290		10.17		1886854		15.10	
11													
12													
13													
14													
15													
16													
17													
18													
19													
20													
21													
22													

IS1 = PENTAFLUOROBENZENE
IS2 = 1,4-DIFLUOROBENZENE
IS3 = CHLOROBENZENE-D5

AREA UPPER LIMIT = +100% of internal standard area
AREA LOWER LIMIT = -50% of internal standard area
RT UPPER LIMIT = +0.50 minutes of internal standard RT
RT LOWER LIMIT = -0.50 minutes of internal standard RT

Column used to flag values outside QC limits with an asterisk
* Values outside of QC limits.

LSC Area Percent Report

Data File : C:\HPCHEM\1\DATA\10-15-03\I7469.D Vial: 21
Acq On : 15 Oct 2003 20:38 Operator: DPEI
Sample : AISB-9A/7-7.5,09114-001,S,0.5g Inst : 5970 - In
Misc : WHITMAN/DEXTER_CHE,10/09/03,10/11/03 Multiplr: 1.00
MS Integration Params: LSCINT.P

Method : C:\HPCHEM\1\METHODS\ISO1014.M (RTE Integrator)
Title : VOLATILE ORGANICS BY EPA METHOD 8260B
Smoothing : OFF Filtering: 9
Sampling : 1 Min Area: 0.3 % of largest Peak
Start Thrs: 0.02 Max Peaks: 100
Stop Thrs : 0.02 Peak Location: TOP

If leading or trailing edge < 50 prefer < Baseline drop else tangent >
Peak separation: 5

Signal : TIC

peak #	R.T. min	first scan	max scan	last scan	PK TY	peak height	corr. area	corr. % max.	% of total
1	5.787	190	197	215	rBV	74007	570405	4.56%	0.480%
2	9.000	409	417	440	rVB	475168	3139113	25.08%	2.644%
3	9.438	441	447	464	rBV	149997	934100	7.46%	0.787%
4	10.095	485	492	511	rBV	440611	2493139	19.92%	2.100%
5	12.272	634	641	656	rBV2	520478	2853835	22.80%	2.404%
6	14.433	782	789	798	rVV	521550	2474410	19.77%	2.084%
7	14.638	798	803	808	rVV	217161	1020612	8.15%	0.860%
8	14.813	808	815	831	rVB	1039966	5989593	47.84%	5.045%
9	15.428	849	857	865	rVV	675106	3479923	27.80%	2.931%
10	15.822	877	884	891	rVB4	87139	458908	3.67%	0.387%
11	16.086	896	902	906	rBV2	222249	1154438	9.22%	0.972%
12	16.232	906	912	918	rVB2	552178	2646957	21.14%	2.229%
13	16.495	926	930	941	rVB7	69886	487941	3.90%	0.411%
14	16.803	942	951	953	rBV4	412396	2165195	17.30%	1.824%
15	16.905	953	958	968	rVB3	671713	4234852	33.83%	3.567%
16	17.095	968	971	975	rVB3	47908	149814	1.20%	0.126%
17	17.212	975	979	983	rBV3	72197	344429	2.75%	0.290%
18	17.373	985	990	992	rBV2	101920	471242	3.76%	0.397%
19	17.461	992	996	1001	rBV	432643	1792522	14.32%	1.510%
20	17.637	1001	1008	1021	rVV	1900927	11036409	88.16%	9.295%
21	18.048	1028	1036	1042	rBV3	556904	4038110	32.26%	3.401%
22	18.194	1042	1046	1049	rBV	972838	3474376	27.75%	2.926%
23	18.311	1049	1054	1059	rBV4	1844419	10879652	86.91%	9.163%
24	18.649	1075	1077	1081	rVB	200360	622432	4.97%	0.524%
25	18.796	1081	1087	1091	rBV	866501	4506256	36.00%	3.795%
26	18.898	1091	1094	1102	rVB	1316274	5574440	44.53%	4.695%
27	19.074	1102	1106	1111	rBV2	358090	1567796	12.52%	1.320%
28	19.192	1112	1114	1118	rVB4	99131	277107	2.21%	0.233%
29	19.309	1118	1122	1126	rVB	315066	1027762	8.21%	0.866%
30	19.426	1126	1130	1132	rBV	791270	2844966	22.73%	2.396%
31	19.500	1132	1135	1140	rVV	1370120	5775197	46.13%	4.864%

32	19.632	1140	1144	1154	rVB4	655059	4258126	34.01%	3.586%
33	19.881	1154	1161	1167	rBV4	397611	2390538	19.10%	2.013%
34	19.998	1167	1169	1172	rBV3	66850	190657	1.52%	0.161%
35	20.115	1172	1177	1182	rBV2	867875	3935459	31.44%	3.315%
36	20.702	1207	1217	1234	rVV2	1950009	12518784	100.00%	10.544%
37	21.083	1238	1243	1258	rVV	587114	3790543	30.28%	3.193%
38	21.376	1260	1263	1266	rVV3	57488	243492	1.95%	0.205%
39	21.493	1266	1271	1281	rVB4	261860	1546677	12.35%	1.303%
40	21.712	1281	1286	1302	rVB3	124923	1022964	8.17%	0.862%
41	22.063	1305	1310	1314	rBV6	25576	127521	1.02%	0.107%
42	22.502	1334	1340	1349	rVB4	36176	221150	1.77%	0.186%

Sum of corrected areas: 118731842

I7469.D ISO1014.M Thu Oct 16 10:05:01 2003 MSD_I

LSC Report - Integrated Chromatogram

File : C:\HPCHEM\1\DATA\10-15-03\I7469.D
Operator : DPEI
Acquired : 15 Oct 2003 20:38 using AcqMethod VOAI
Instrument : 5970 - In
Sample Name: AISB-9A/7-7.5,09114-001,S,0.5g
Misc Info : WHITMAN/DEXTER_CHE,10/09/03,10/11/03
Vial Number: 21
Quant File :ISO1014.RES (RTE Integrator)

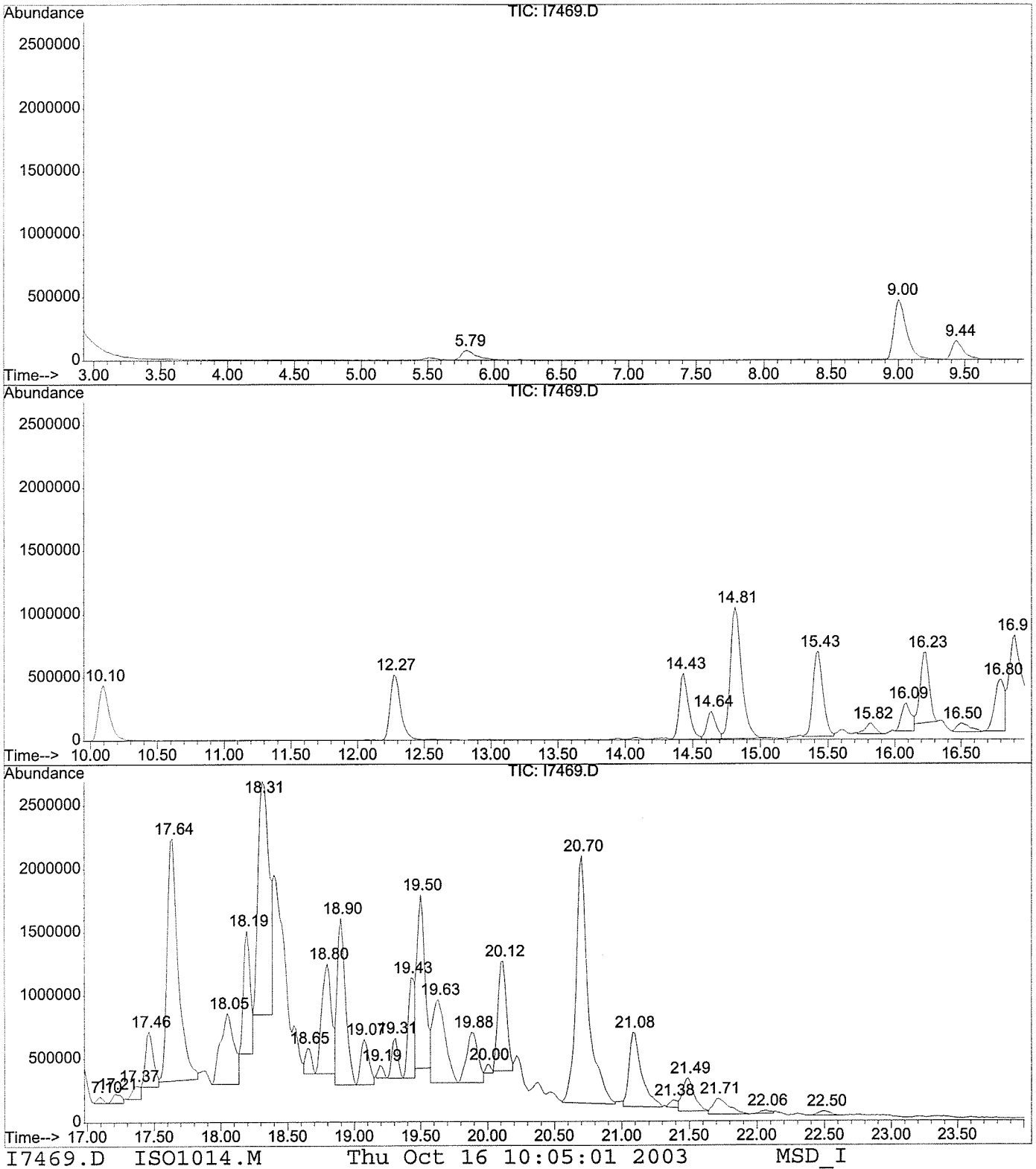

I7469.D ISO1014.M Thu Oct 16 10:05:01 2003 MSD_I

Library Search Compound Report

Data File : C:\HPCHEM\1\DATA\10-15-03\I7469.D Vial: 21
Acq On : 15 Oct 2003 20:38 Operator: DPEI
Sample : AISB-9A/7-7.5,09114-001,S,0.5g Inst : 5970 - In
Misc : WHITMAN/DEXTER_CHE,10/09/03,10/11/03 Multiplr: 1.00
MS Integration Params: LSCINT.P

Quant Method : C:\HPCHEM\1\METHODS\ISO1014.M (RTE Integrator)
Title : VOLATILE ORGANICS BY EPA METHOD 8260B
Library : C:\DATABASE\NIST98.L

****

Peak Number 1 Unknown alkane Concentration Rank 7

R.T.	EstConc	Area	Relative to ISTD	R.T.
16.91	85.57 UG	4234850	Chlorobenzene-d5	14.43

Hit# of 5	Tentative ID	MW	MolForm	CAS#	Qual
1	Decane	142	C10H22	000124-18-5	87
2	Decane	142	C10H22	000124-18-5	76
3	Decane	142	C10H22	000124-18-5	62
4	Nonane	128	C9H20	000111-84-2	53

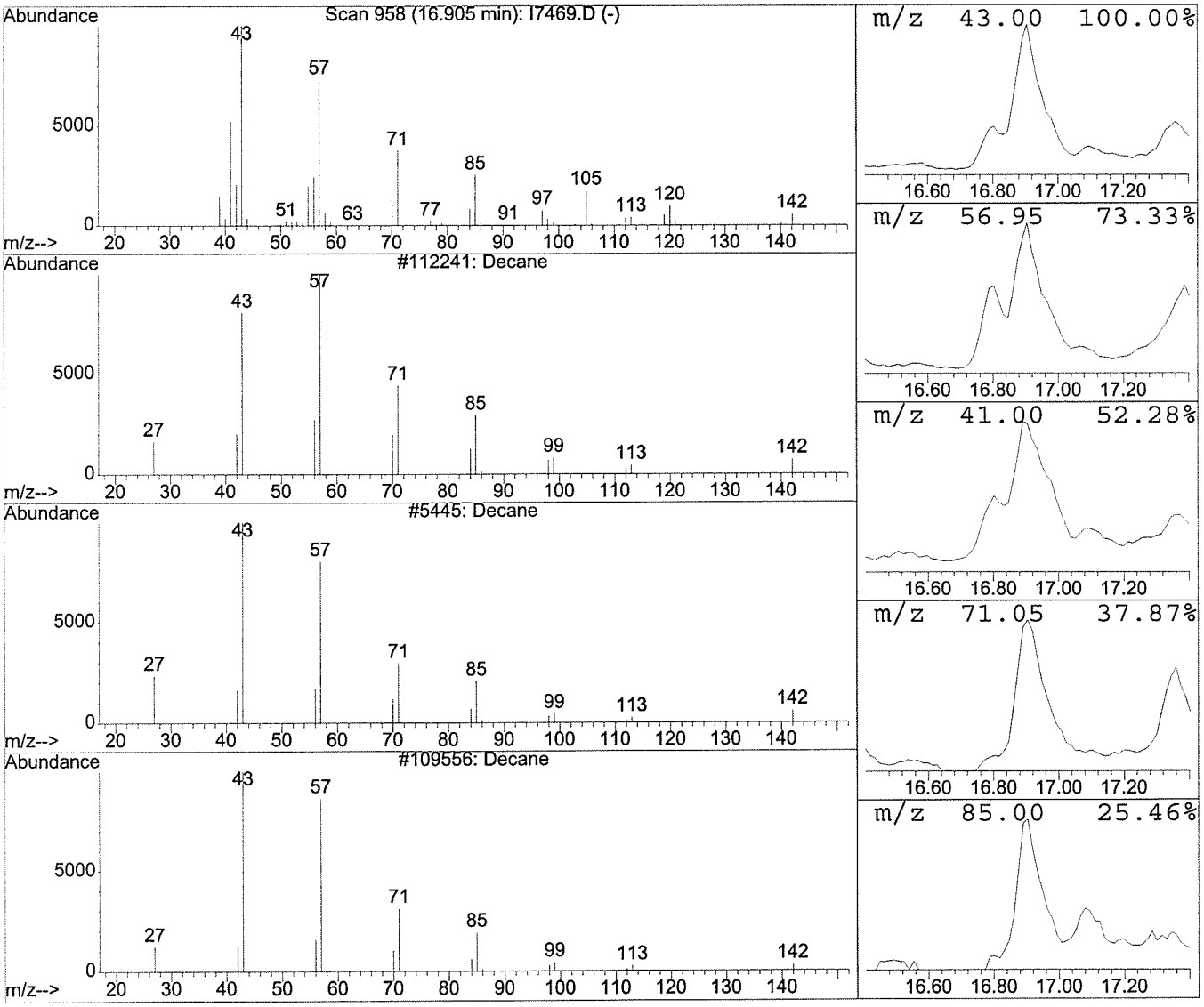

0096

Library Search Compound Report

Data File : C:\HPCHEM\1\DATA\10-15-03\I7469.D Vial: 21
Acq On : 15 Oct 2003 20:38 Operator: DPEI
Sample : AISB-9A/7-7.5,09114-001,S,0.5g Inst : 5970 - In
Misc : WHITMAN/DEXTER_CHE,10/09/03,10/11/03 Multiplr: 1.00
MS Integration Params: LSCINT.P

Quant Method : C:\HPCHEM\1\METHODS\ISO1014.M (RTE Integrator)
Title : VOLATILE ORGANICS BY EPA METHOD 8260B
Library : C:\DATABASE\NIST98.L

****

Peak Number 2 Unknown alkane Concentration Rank 1

R.T.	EstConc	Area	Relative to ISTD	R.T.
17.64	223.01 UG	11036400	Chlorobenzene-d5	14.43

Hit# of 5	Tentative ID	MW	MolForm	CAS#	Qual
1	1-Heptanol, 6-methyl-	130	C8H18O	001653-40-3	91
2	Isooctanol	130	C8H18O	026952-21-6	91
3	Isooctanol	130	C8H18O	026952-21-6	90
4	Cyclopropane, octyl-	154	C11H22	001472-09-9	72

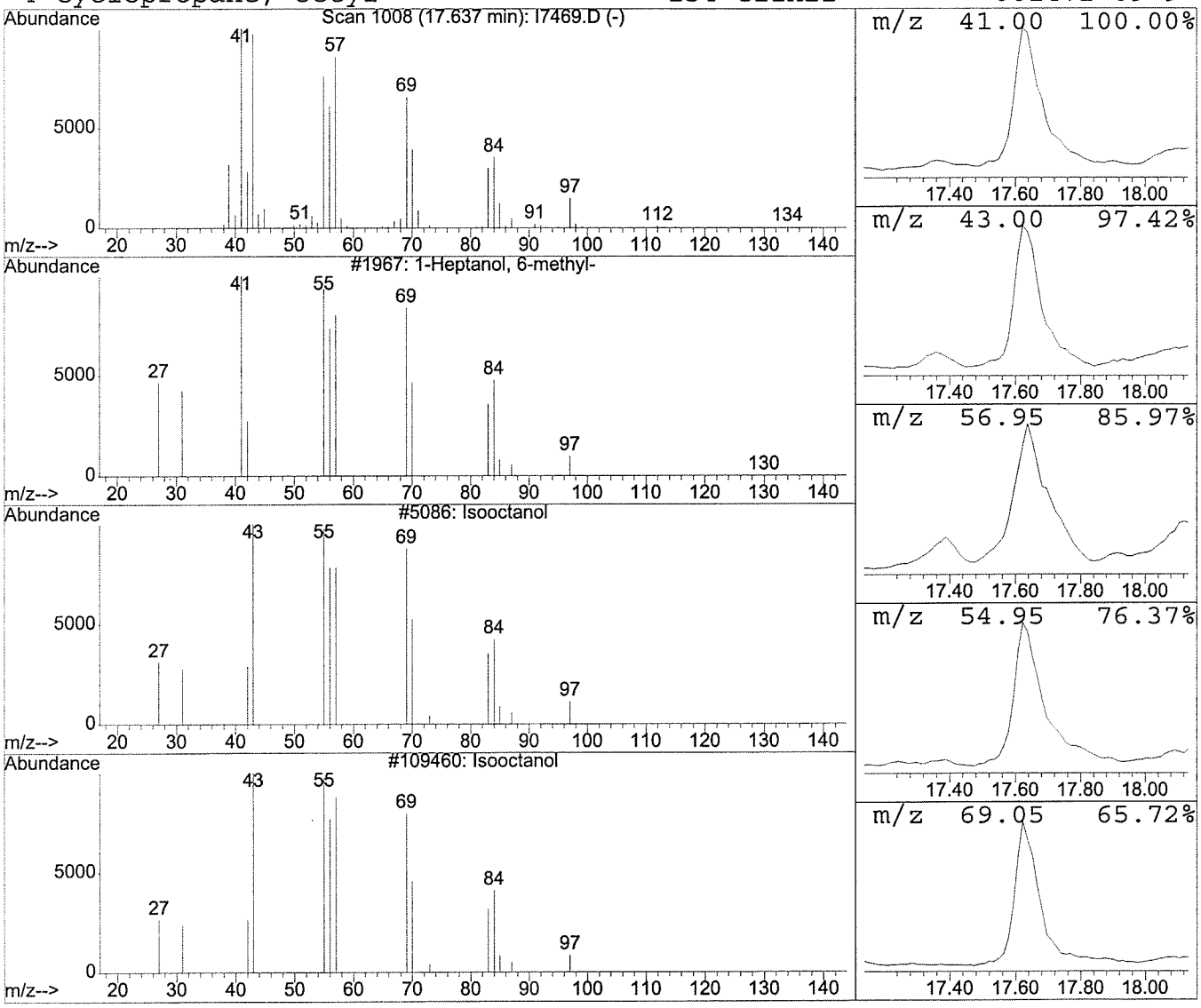

0097

Library Search Compound Report

Data File : C:\HPCHEM\1\DATA\10-15-03\I7469.D Vial: 21
Acq On : 15 Oct 2003 20:38 Operator: DPEI
Sample : AISB-9A/7-7.5,09114-001,S,0.5g Inst : 5970 - In
Misc : WHITMAN/DEXTER_CHE,10/09/03,10/11/03 Multiplr: 1.00
MS Integration Params: LSCINT.P

Quant Method : C:\HPCHEM\1\METHODS\ISO1014.M (RTE Integrator)
Title : VOLATILE ORGANICS BY EPA METHOD 8260B
Library : C:\DATABASE\NIST98.L

****

Peak Number 3 Substituted benzene Concentration Rank 8

R.T.	EstConc	Area	Relative to ISTD	R.T.
18.05	81.60 UG	4038110	Chlorobenzene-d5	14.43

Hit# of 5	Tentative ID	MW	MolForm	CAS#	Qual
1	Benzene, (1-methylethyl)-	120	C9H12	000098-82-8	81
2	Benzene, 1,3,5-trimethyl-	120	C9H12	000108-67-8	81
3	Benzene, 1-ethyl-3-methyl-	120	C9H12	000620-14-4	81
4	Benzene, 1-ethyl-3-methyl-	120	C9H12	000620-14-4	81

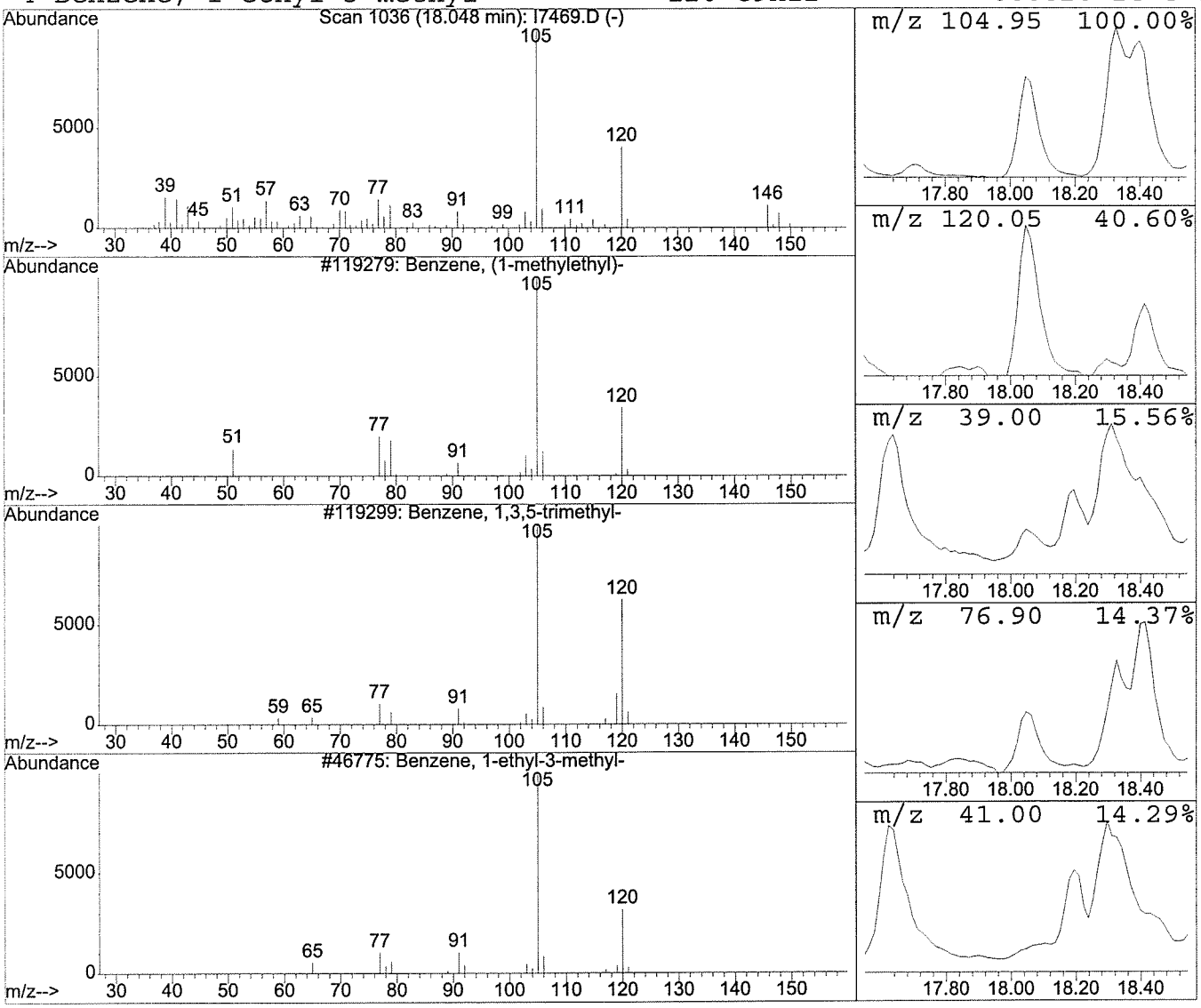

0098

Library Search Compound Report

Data File : C:\HPCHEM\1\DATA\10-15-03\I7469.D Vial: 21
Acq On : 15 Oct 2003 20:38 Operator: DPEI
Sample : AISB-9A/7-7.5,09114-001,S,0.5g Inst : 5970 - In
Misc : WHITMAN/DEXTER_CHE,10/09/03,10/11/03 Multiplr: 1.00
MS Integration Params: LSCINT.P

Quant Method : C:\HPCHEM\1\METHODS\ISO1014.M (RTE Integrator)
Title : VOLATILE ORGANICS BY EPA METHOD 8260B
Library : C:\DATABASE\NIST98.L

****

Peak Number 4 Unknown alkane Concentration Rank 10

R.T.	EstConc	Area	Relative to ISTD	R.T.
18.19	70.21 UG	3474380	Chlorobenzene-d5	14.43

Hit# of 5	Tentative ID	MW	MolForm	CAS#	Qual
1	1-Hexanol, 2-ethyl-	130	C8H18O	000104-76-7	50
2	4-Pentenal, 2-ethyl-	112	C7H12O	005204-80-8	50
3	1-Hexene, 4-methyl-	98	C7H14	003769-23-1	43
4	Diphosphoric acid, diisooctyl ester	402	C16H36O7P2	072101-07-6	40

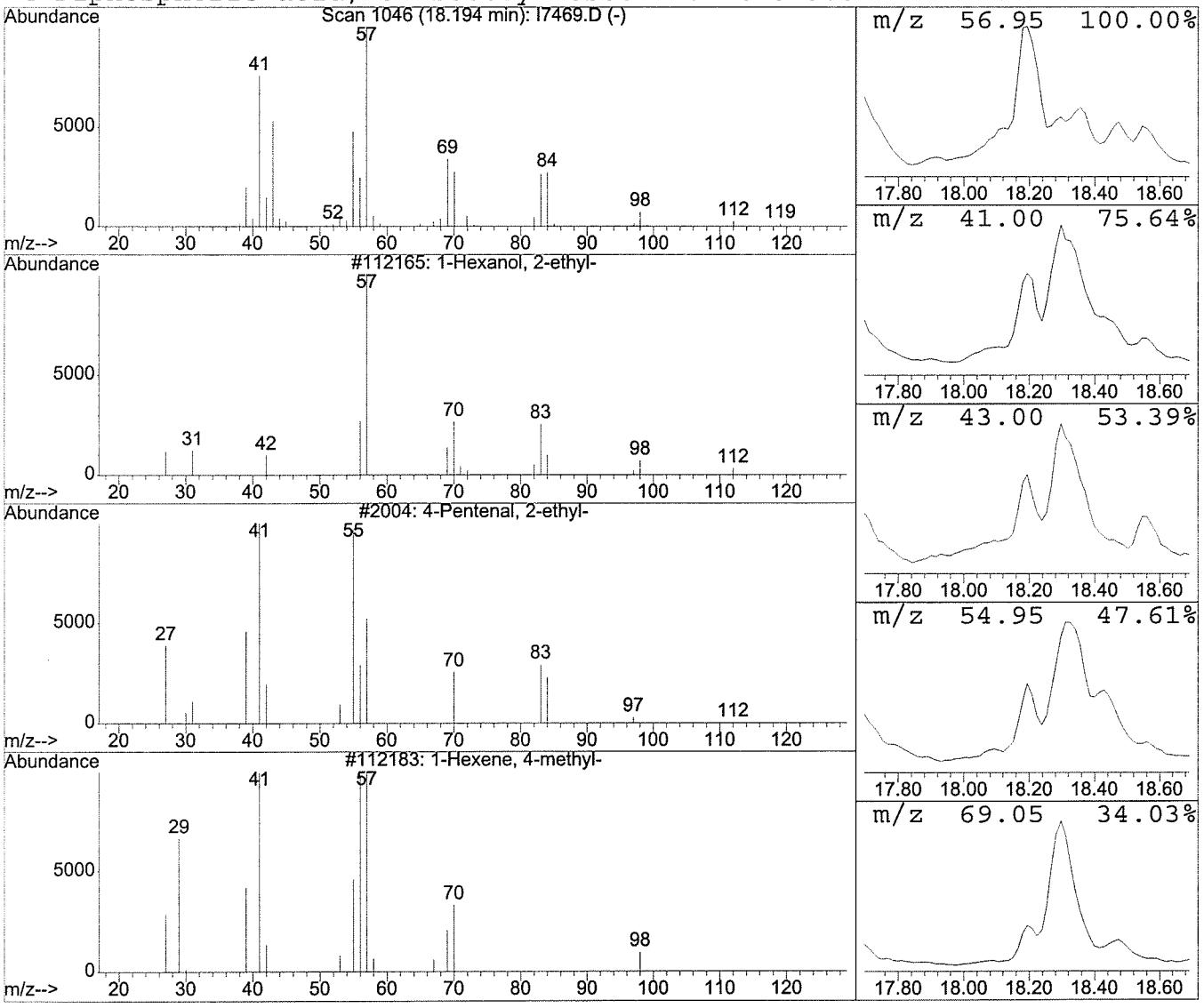

0099

Library Search Compound Report

Data File : C:\HPCHEM\1\DATA\10-15-03\I7469.D Vial: 21
Acq On : 15 Oct 2003 20:38 Operator: DPEI
Sample : AISB-9A/7-7.5,09114-001,S,0.5g Inst : 5970 - In
Misc : WHITMAN/DEXTER_CHE,10/09/03,10/11/03 Multiplr: 1.00
MS Integration Params: LSCINT.P

Quant Method : C:\HPCHEM\1\METHODS\ISO1014.M (RTE Integrator)
Title : VOLATILE ORGANICS BY EPA METHOD 8260B
Library : C:\DATABASE\NIST98.L

****

Peak Number 5 Unknown alkane Concentration Rank 2

R.T.	EstConc	Area	Relative to ISTD	R.T.
18.31	219.84 UG	10879700	Chlorobenzene-d5	14.43

Hit# of 5	Tentative ID	MW	MolForm	CAS#	Qual
1	1-Heptanol, 4-methyl-	130	C8H18O	000817-91-4	52
2	2-Decene, 4-methyl-, (Z)-	154	C11H22	074630-30-1	47
3	2-Methyl-2-pentyl methylphosphonofl	182	C7H16FO2P	1000216-67-8	43
4	Cyclopropane, 1-ethyl-1-methyl-	84	C6H12	053778-43-1	43

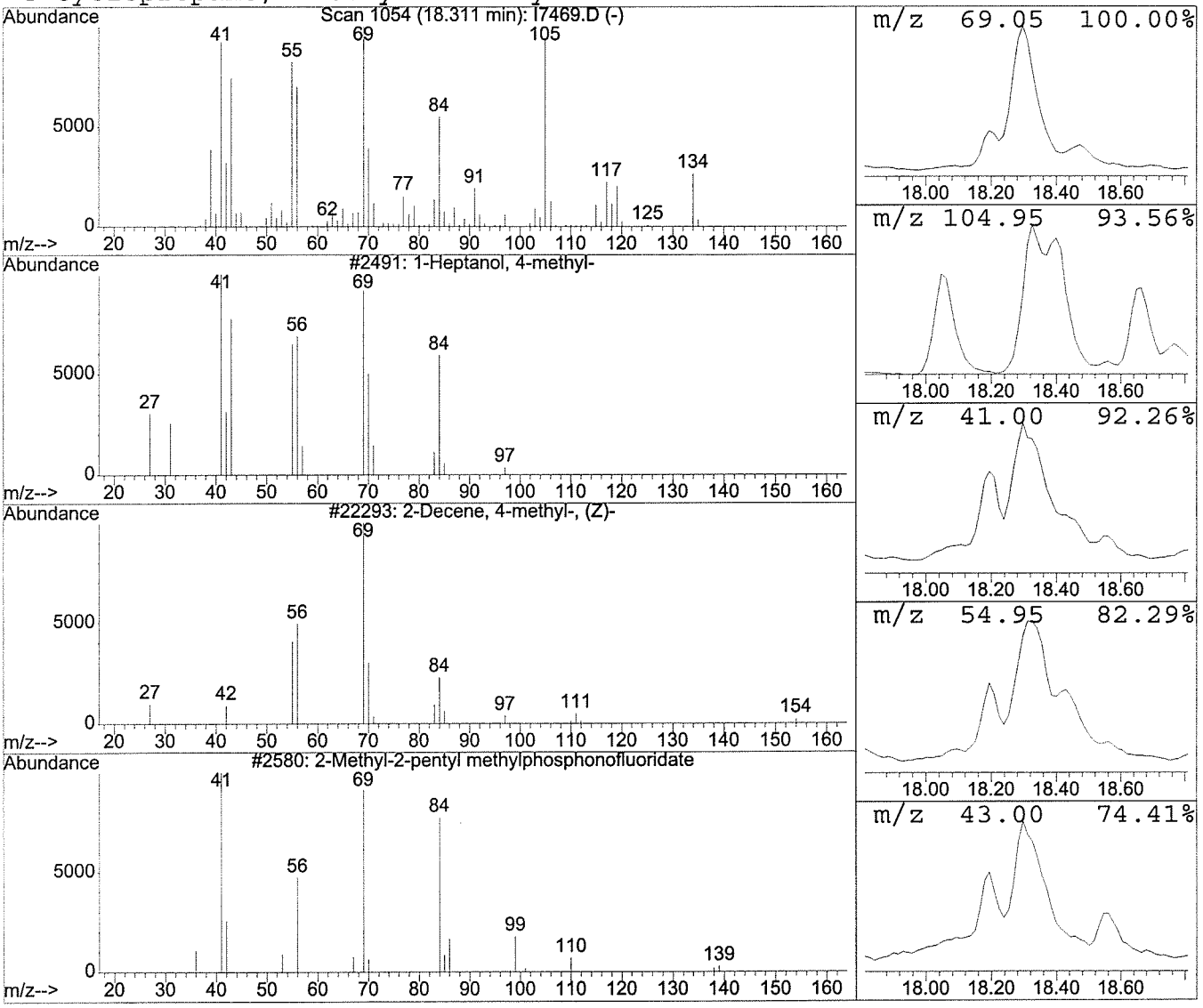

0100

Library Search Compound Report

Data File : C:\HPCHEM\1\DATA\10-15-03\I7469.D Vial: 21
Acq On : 15 Oct 2003 20:38 Operator: DPEI
Sample : AISB-9A/7-7.5,09114-001,S,0.5g Inst : 5970 - In
Misc : WHITMAN/DEXTER_CHE,10/09/03,10/11/03 Multiplr: 1.00
MS Integration Params: LSCINT.P

Quant Method : C:\HPCHEM\1\METHODS\ISO1014.M (RTE Integrator)
Title : VOLATILE ORGANICS BY EPA METHOD 8260B
Library : C:\DATABASE\NIST98.L

****

Peak Number 6 Substituted benzene Concentration Rank 5

R.T.	EstConc	Area	Relative to ISTD	R.T.
18.80	91.06 UG	4506260	Chlorobenzene-d5	14.43

Hit# of 5	Tentative ID	MW	MolForm	CAS#	Qual
1	Benzene, 1-methyl-4-(1-methylethyl)	134	C10H14	000099-87-6	95
2	Benzene, 1-methyl-2-(1-methylethyl)	134	C10H14	000527-84-4	95
3	Benzene, 1-methyl-4-(1-methylethyl)	134	C10H14	000099-87-6	95
4	Benzene, 1-methyl-3-(1-methylethyl)	134	C10H14	000535-77-3	95

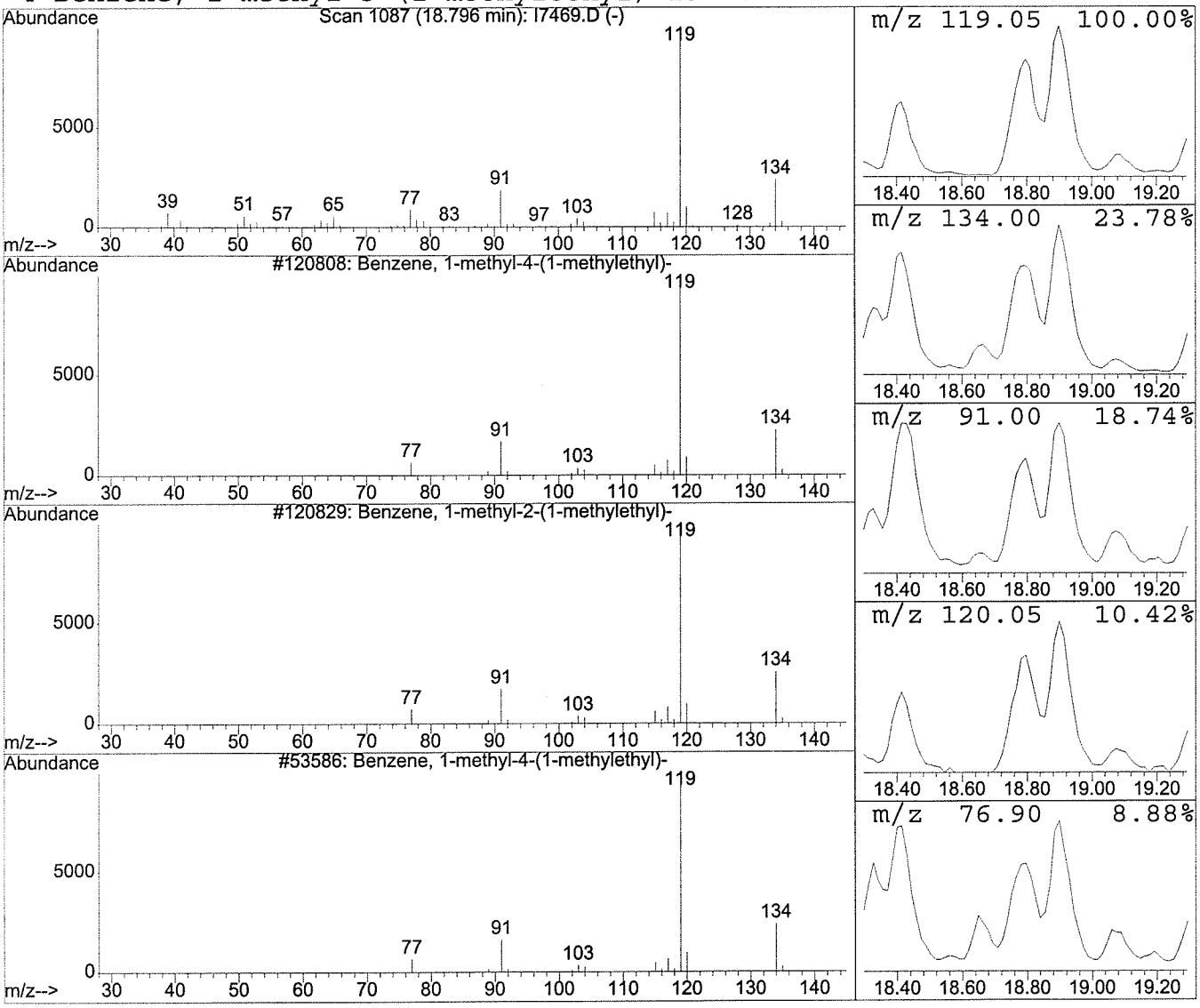

0101

Library Search Compound Report

Data File : C:\HPCHEM\1\DATA\10-15-03\I7469.D Vial: 21
Acq On : 15 Oct 2003 20:38 Operator: DPEI
Sample : AISB-9A/7-7.5,09114-001,S,0.5g Inst : 5970 - In
Misc : WHITMAN/DEXTER_CHE,10/09/03,10/11/03 Multiplr: 1.00
MS Integration Params: LSCINT.P

Quant Method : C:\HPCHEM\1\METHODS\ISO1014.M (RTE Integrator)
Title : VOLATILE ORGANICS BY EPA METHOD 8260B
Library : C:\DATABASE\NIST98.L

****

Peak Number 7 Substituted benzene Concentration Rank 4

R.T.	EstConc	Area	Relative to ISTD	R.T.
18.90	112.64 UG	5574440	Chlorobenzene-d5	14.43

Hit# of 5	Tentative ID	MW	MolForm	CAS#	Qual
1	Benzene, 1-ethyl-2,3-dimethyl-	134	C10H14	000933-98-2	96
2	Benzene, 4-ethyl-1,2-dimethyl-	134	C10H14	000934-80-5	96
3	Benzene, 2-ethyl-1,4-dimethyl-	134	C10H14	001758-88-9	95
4	Benzene, 2-ethyl-1,4-dimethyl-	134	C10H14	001758-88-9	95

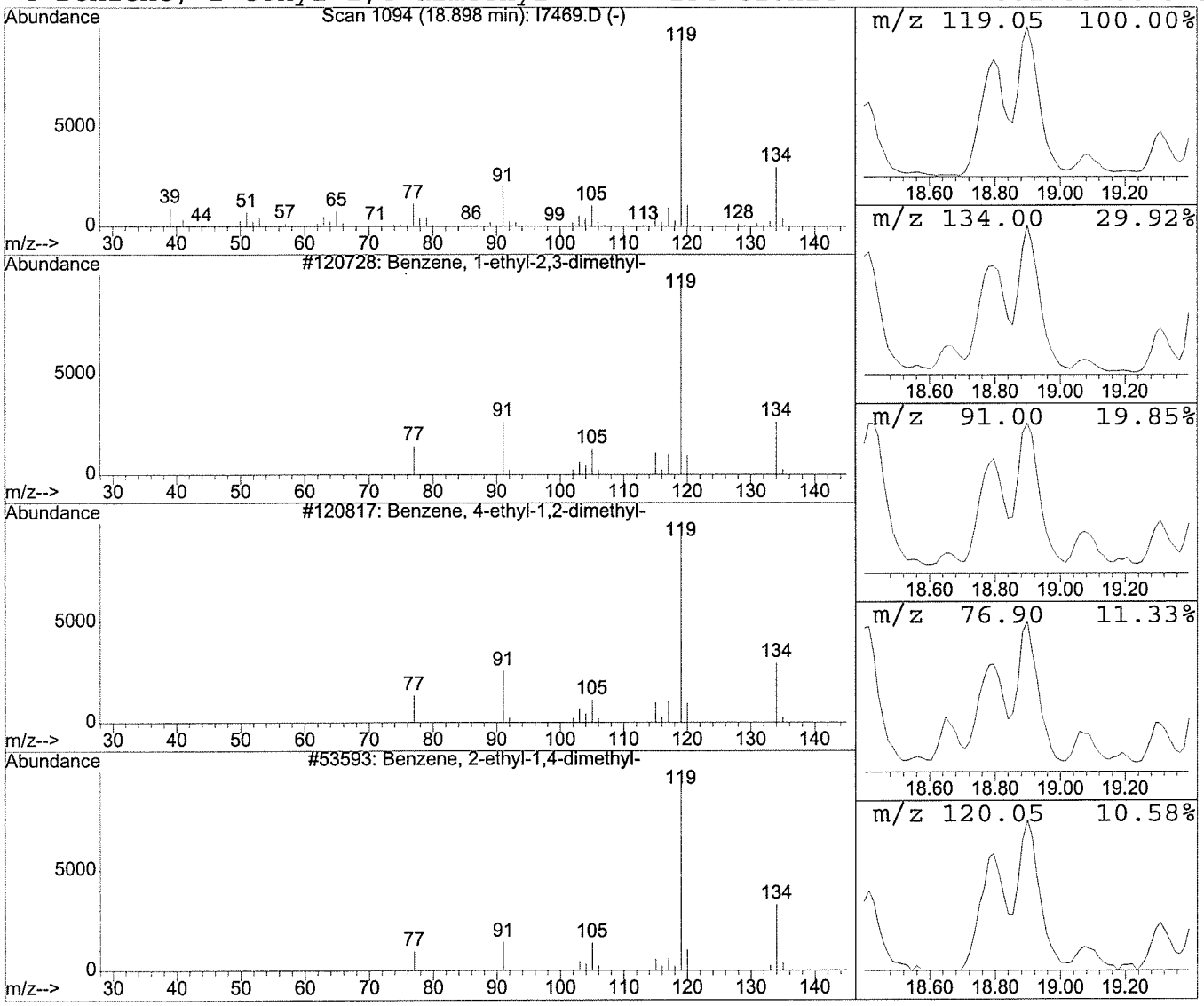

0102

Library Search Compound Report

Data File : C:\HPCHEM\1\DATA\10-15-03\I7469.D Vial: 21
Acq On : 15 Oct 2003 20:38 Operator: DPEI
Sample : AISB-9A/7-7.5,09114-001,S,0.5g Inst : 5970 - In
Misc : WHITMAN/DEXTER_CHE,10/09/03,10/11/03 Multiplr: 1.00
MS Integration Params: LSCINT.P

Quant Method : C:\HPCHEM\1\METHODS\ISO1014.M (RTE Integrator)
Title : VOLATILE ORGANICS BY EPA METHOD 8260B
Library : C:\DATABASE\NIST98.L

****

Peak Number 8 Substituted benzene Concentration Rank 3

R.T.	EstConc	Area	Relative to ISTD	R.T.
19.50	116.70 UG	5775200	Chlorobenzene-d5	14.43

Hit# of 5	Tentative ID	MW	MolForm	CAS#	Qual
1	Benzene, 1-ethyl-2,3-dimethyl-	134	C10H14	000933-98-2	94
2	Benzene, 1,2,4,5-tetramethyl-	134	C10H14	000095-93-2	94
3	Benzene, 1,2,4,5-tetramethyl-	134	C10H14	000095-93-2	93
4	Benzene, 2-ethyl-1,4-dimethyl-	134	C10H14	001758-88-9	91

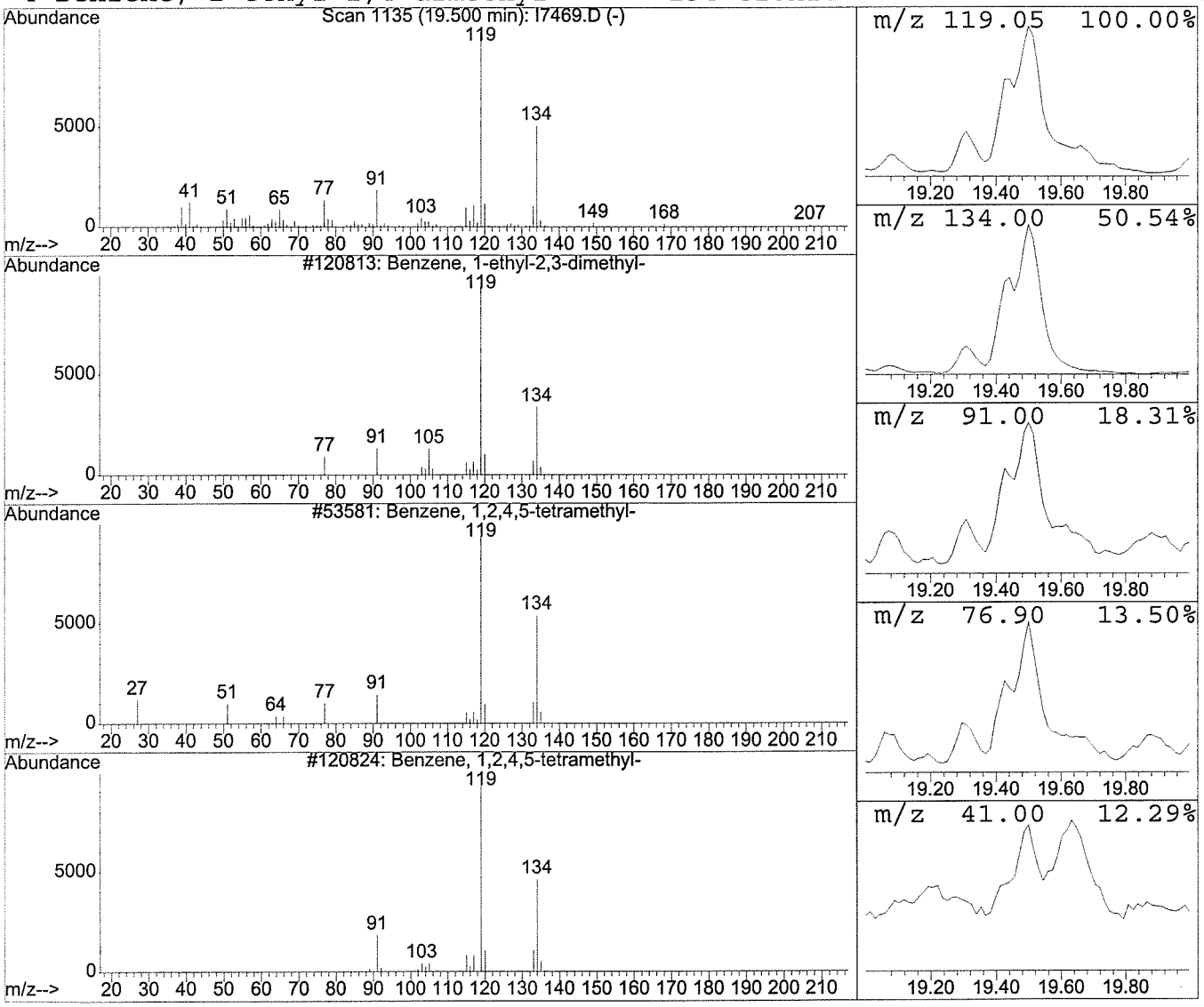

0103

Data File : C:\HPCHEM\1\DATA\10-15-03\I7469.D Vial: 21
Acq On : 15 Oct 2003 20:38 Operator: DPEI
Sample : AISB-9A/7-7.5,09114-001,S,0.5g Inst : 5970 - In
Misc : WHITMAN/DEXTER_CHE,10/09/03,10/11/03 Multiplr: 1.00
MS Integration Params: LSCINT.P

Quant Method : C:\HPCHEM\1\METHODS\ISO1014.M (RTE Integrator)
Title : VOLATILE ORGANICS BY EPA METHOD 8260B
Library : C:\DATABASE\NIST98.L

****

Peak Number 9 Unknown alkane Concentration Rank 6

R.T.	EstConc	Area	Relative to ISTD	R.T.
19.63	86.04 UG	4258130	Chlorobenzene-d5	14.43

Hit# of 5	Tentative ID	MW	MolForm	CAS#	Qual
1	Dodecane, 2,6,11-trimethyl-	212	C15H32	031295-56-4	47
2	Tridecane, 3-methyl-	198	C14H30	006418-41-3	47
3	Decane, 2,5,9-trimethyl-	184	C13H28	062108-22-9	43
4	Hexane, 2,2,5,5-tetramethyl-	142	C10H22	001071-81-4	40

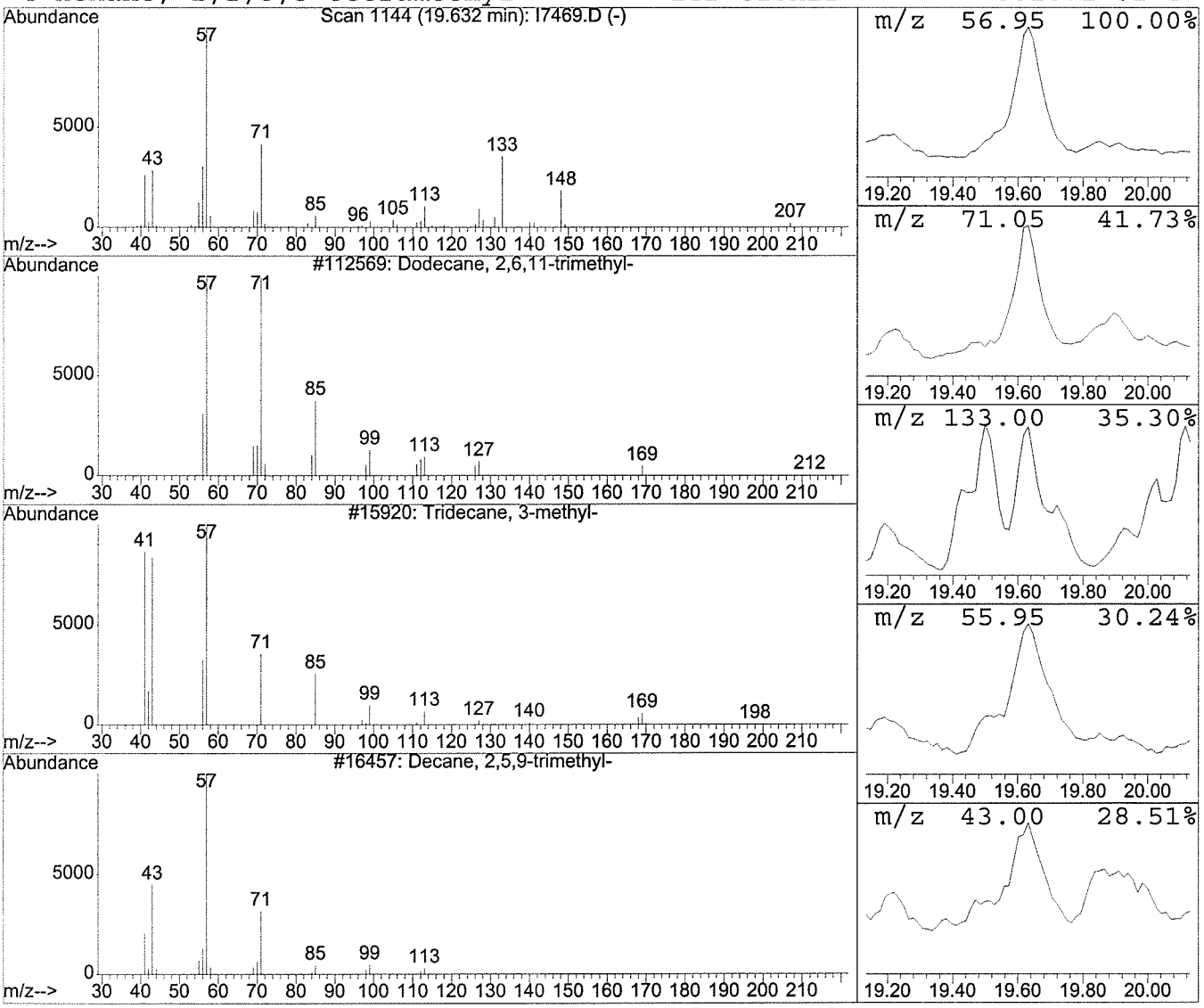

0104

Library Search Compound Report

Data File : C:\HPCHEM\1\DATA\10-15-03\I7469.D Vial: 21
Acq On : 15 Oct 2003 20:38 Operator: DPEI
Sample : AISB-9A/7-7.5,09114-001,S,0.5g Inst : 5970 - In
Misc : WHITMAN/DEXTER_CHE,10/09/03,10/11/03 Multiplr: 1.00
MS Integration Params: LSCINT.P

Quant Method : C:\HPCHEM\1\METHODS\ISO1014.M (RTE Integrator)
Title : VOLATILE ORGANICS BY EPA METHOD 8260B
Library : C:\DATABASE\NIST98.L

****

Peak Number 10 Substituted benzene Concentration Rank 9

R.T.	EstConc	Area	Relative to ISTD	R.T.
20.12	79.52 UG	3935460	Chlorobenzene-d5	14.43

Hit# of 5	Tentative ID	MW	MolForm	CAS#	Qual
1	1-Phenyl-1-butene	132	C10H12	000824-90-8	83
2	Benzene, 2-butenyl-	132	C10H12	001560-06-1	83
3	Benzene, 1-methyl-2-(2-propenyl)-	132	C10H12	001587-04-8	64
4	Benzene, 1-methyl-2-(2-propenyl)-	132	C10H12	001587-04-8	64

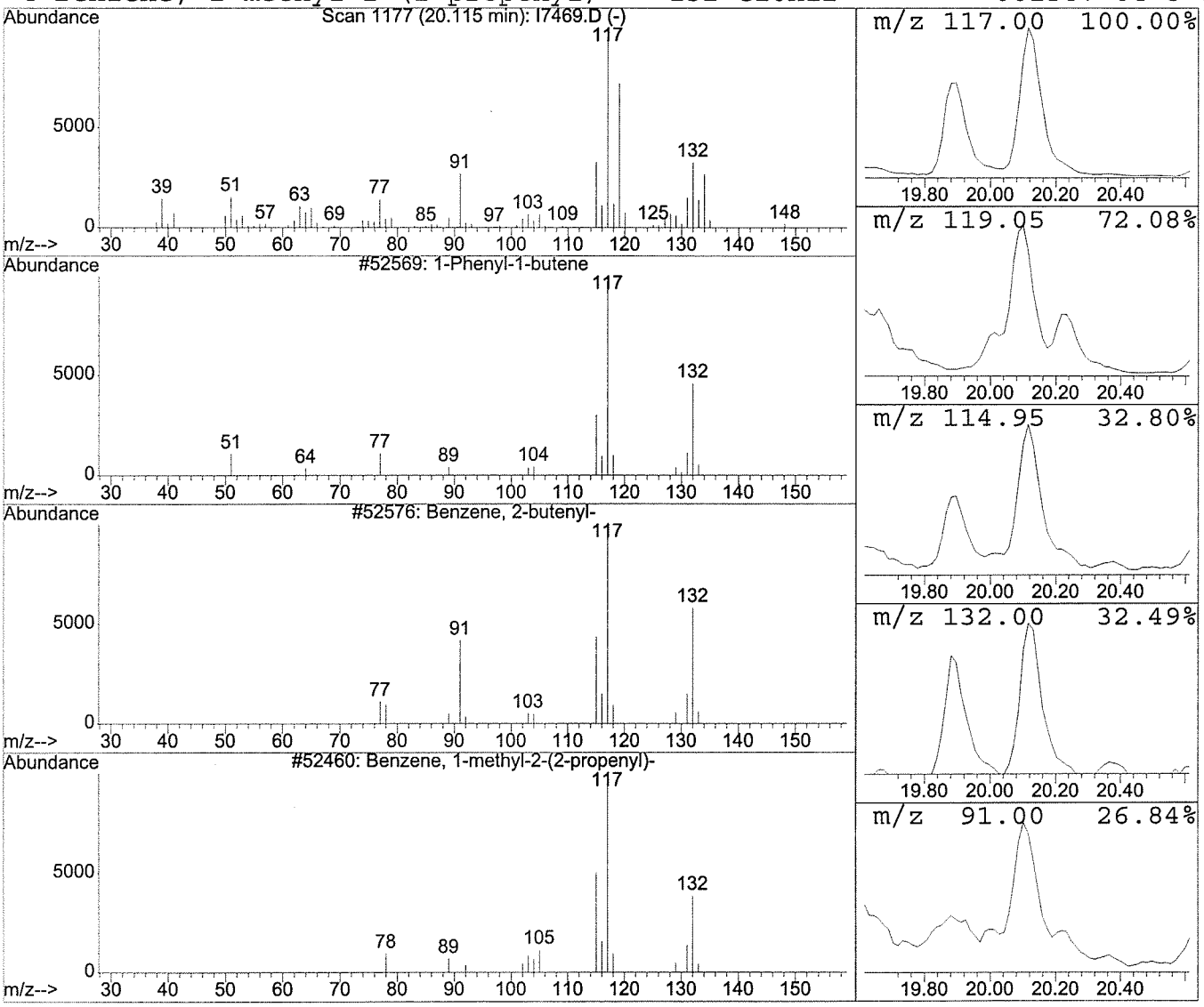

0105

Quantitation Report (QT Reviewed)

Data File : C:\HPCHEM\1\DATA\10-15-03\I7466.D Vial: 18
Acq On : 15 Oct 2003 19:06 Operator: DPEI
Sample : AISB-9B/9.5-10,09114-002,S,1g Inst : 5970 - In
Misc : WHITMAN/DEXTER_CHE,10/09/03,10/11/03 Multiplr: 1.00
MS Integration Params: rteint.p
Quant Time: Oct 16 9:55 2003 Quant Results File: ISO1014.RES

Quant Method : C:\HPCHEM\1\METHODS\ISO1014.M (RTE Integrator)
Title : VOLATILE ORGANICS BY EPA METHOD 8260B
Last Update : Tue Oct 14 14:44:24 2003
Response via : Initial Calibration
DataAcq Meth : VOAI

Internal Standards	R.T.	QIon	Response	Conc	Units		Dev(Min)
1) Pentafluorobenzene	8.91	168	935056	50.00	UG		-0.16
31) 1,4-Difluorobenzene	10.02	114	973748	50.00	UG		-0.12
50) Chlorobenzene-d5	14.40	117	746177	50.00	UG		-0.07
System Monitoring Compounds							
30) 1,2-Dichloroethane-d4	9.35	65	362426	45.13	UG		-0.14
Spiked Amount 50.000	Range 36 - 115		Recovery = 90.26%				
41) Toluene-d8	12.23	98	907160	50.52	UG		-0.09
Spiked Amount 50.000	Range 35 - 117		Recovery = 101.04%				
59) Bromofluorobenzene	16.20	95	572271	44.38	UG		-0.05
Spiked Amount 50.000	Range 47 - 115		Recovery = 88.76%				
Target Compounds							Qvalue
53) Ethylbenzene	14.61	91	220577	8.24	UG		99
54) m,p-Xylene	14.78	106	393077	39.89	UG		99
55) o-Xylene	15.40	106	357519	38.75	UG		96
70) 1,3-Dichlorobenzene	17.87	146	493535	37.59	UG	#	64
72) 1,4-Dichlorobenzene	17.97	146	900725	62.65	UG	#	81
74) 1,2-Dichlorobenzene	18.47	146	554585	47.28	UG	#	100
76) 1,2,4-Trichlorobenzene	20.69	180	970355	120.77	UG		99
78) Naphthalene	21.07	128	1185065	150.43	UG		100

(#) = qualifier out of range (m) = manual integration

Quantitation Report

Data File : C:\HPCHEM\1\DATA\10-15-03\I7466.D Vial: 18
Acq On : 15 Oct 2003 19:06 Operator: DPEI
Sample : AISB-9B/9.5-10,09114-002,S,1g Inst : 5970 - In
Misc : WHITMAN/DEXTER_CHE,10/09/03,10/11/03 Multiplr: 1.00
MS Integration Params: rteint.p
Quant Time: Oct 16 9:55 2003 Quant Results File: ISO1014.RES

Method : C:\HPCHEM\1\METHODS\ISO1014.M (RTE Integrator)
Title : VOLATILE ORGANICS BY EPA METHOD 8260B
Last Update : Tue Oct 14 14:44:24 2003
Response via : Initial Calibration

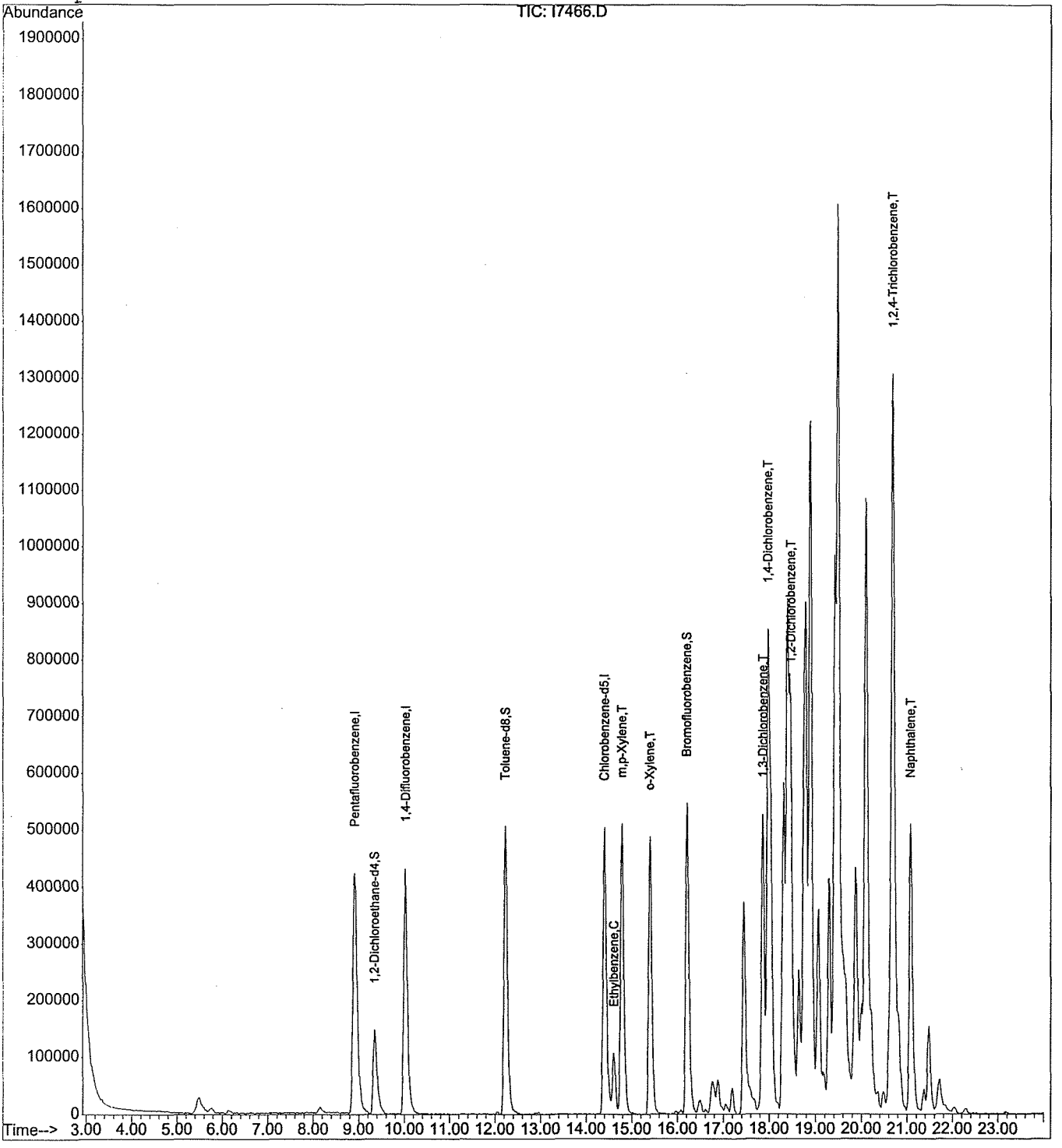

0107

LSC Area Percent Report

Data File : C:\HPCHEM\1\DATA\10-15-03\I7466.D Vial: 18
Acq On : 15 Oct 2003 19:06 Operator: DPEI
Sample : AISB-9B/9.5-10,09114-002,S,1g Inst : 5970 - In
Misc : WHITMAN/DEXTER_CHE,10/09/03,10/11/03 Multiplr: 1.00
MS Integration Params: LSCINT.P

Method : C:\HPCHEM\1\METHODS\ISO1014.M (RTE Integrator)
Title : VOLATILE ORGANICS BY EPA METHOD 8260B
Smoothing : OFF Filtering: 9
Sampling : 1 Min Area: 0.3 % of largest Peak
Start Thrs: 0.02 Max Peaks: 100
Stop Thrs : 0.02 Peak Location: TOP

If leading or trailing edge < 50 prefer < Baseline drop else tangent >
Peak separation: 5

Signal : TIC

peak #	R.T. min	first scan	max scan	last scan	PK TY	peak height	corr. area	corr. % max.	% of total
1	5.495	165	177	186	rBV3	28853	248896	3.13%	0.327%
2	8.912	402	411	428	rBV	423964	2819913	35.46%	3.706%
3	9.350	434	441	458	rBV	148438	927530	11.66%	1.219%
4	10.022	480	487	504	rBV	431290	2387801	30.02%	3.138%
5	12.228	632	638	649	rBV2	507181	2727320	34.29%	3.584%
6	14.404	780	787	796	rBV	505592	2535681	31.88%	3.332%
7	14.608	796	801	807	rVV2	106689	519910	6.54%	0.683%
8	14.784	807	813	827	rVB	509638	2609273	32.81%	3.429%
9	15.398	849	855	869	rBV	489115	2428571	30.54%	3.191%
10	16.201	904	910	924	rBV	546172	2797039	35.17%	3.676%
11	16.493	924	930	936	rVV3	24133	125233	1.57%	0.165%
12	16.756	942	948	953	rVV2	56306	346561	4.36%	0.455%
13	16.873	953	956	965	rVV3	59693	309910	3.90%	0.407%
14	17.048	965	968	974	rVV3	18000	89730	1.13%	0.118%
15	17.195	974	978	985	rVB2	45659	189106	2.38%	0.249%
16	17.443	990	995	1002	rBV	372693	1774330	22.31%	2.332%
17	17.852	1015	1023	1027	rBV	520939	2253236	28.33%	2.961%
18	17.969	1027	1031	1044	rVB2	834911	5239609	65.88%	6.885%
19	18.321	1048	1055	1057	rBV2	574347	2525104	31.75%	3.318%
20	18.394	1057	1060	1063	rBV2	503259	1901860	23.91%	2.499%
21	18.643	1073	1077	1081	rBV	188803	714272	8.98%	0.939%
22	18.774	1081	1086	1090	rVV	837351	4401140	55.34%	5.784%
23	18.892	1090	1094	1101	rVV	1158851	5131883	64.53%	6.744%
24	19.067	1101	1106	1112	rVB2	294427	1208333	15.19%	1.588%
25	19.301	1117	1122	1125	rBV	373375	1492827	18.77%	1.962%
26	19.418	1125	1130	1132	rVV	861847	3235804	40.69%	4.252%
27	19.492	1132	1135	1154	rVB	1548599	7952729	100.00%	10.451%
28	19.872	1154	1161	1167	rBV	373939	1849518	23.26%	2.430%
29	20.004	1167	1170	1171	rBV	66495	170949	2.15%	0.225%
30	20.092	1171	1176	1183	rVV2	912025	4140366	52.06%	5.441%
31	20.472	1199	1202	1206	rBV3	28323	119450	1.50%	0.157%

32	20.692	1206	1217	1224	rBV2	1289277	7251608	91.18%	9.529%
33	21.072	1237	1243	1259	rVB	505117	2508080	31.54%	3.296%
34	21.364	1259	1263	1266	rBV3	37979	151069	1.90%	0.199%
35	21.481	1266	1271	1279	rVB2	145968	692984	8.71%	0.911%
36	21.715	1279	1287	1295	rBV3	52858	319670	4.02%	0.420%

Sum of corrected areas: 76097295

I7466.D ISO1014.M Thu Oct 16 09:56:00 2003 MSD_I

LSC Report - Integrated Chromatogram

File : C:\HPCHEM\1\DATA\10-15-03\I7466.D
Operator : DPEI
Acquired : 15 Oct 2003 19:06 using AcqMethod VOAI
Instrument : 5970 - In
Sample Name: AISB-9B/9.5-10,09114-002,S,1g
Misc Info : WHITMAN/DEXTER_CHE,10/09/03,10/11/03
Vial Number: 18
Quant File :ISO1014.RES (RTE Integrator)

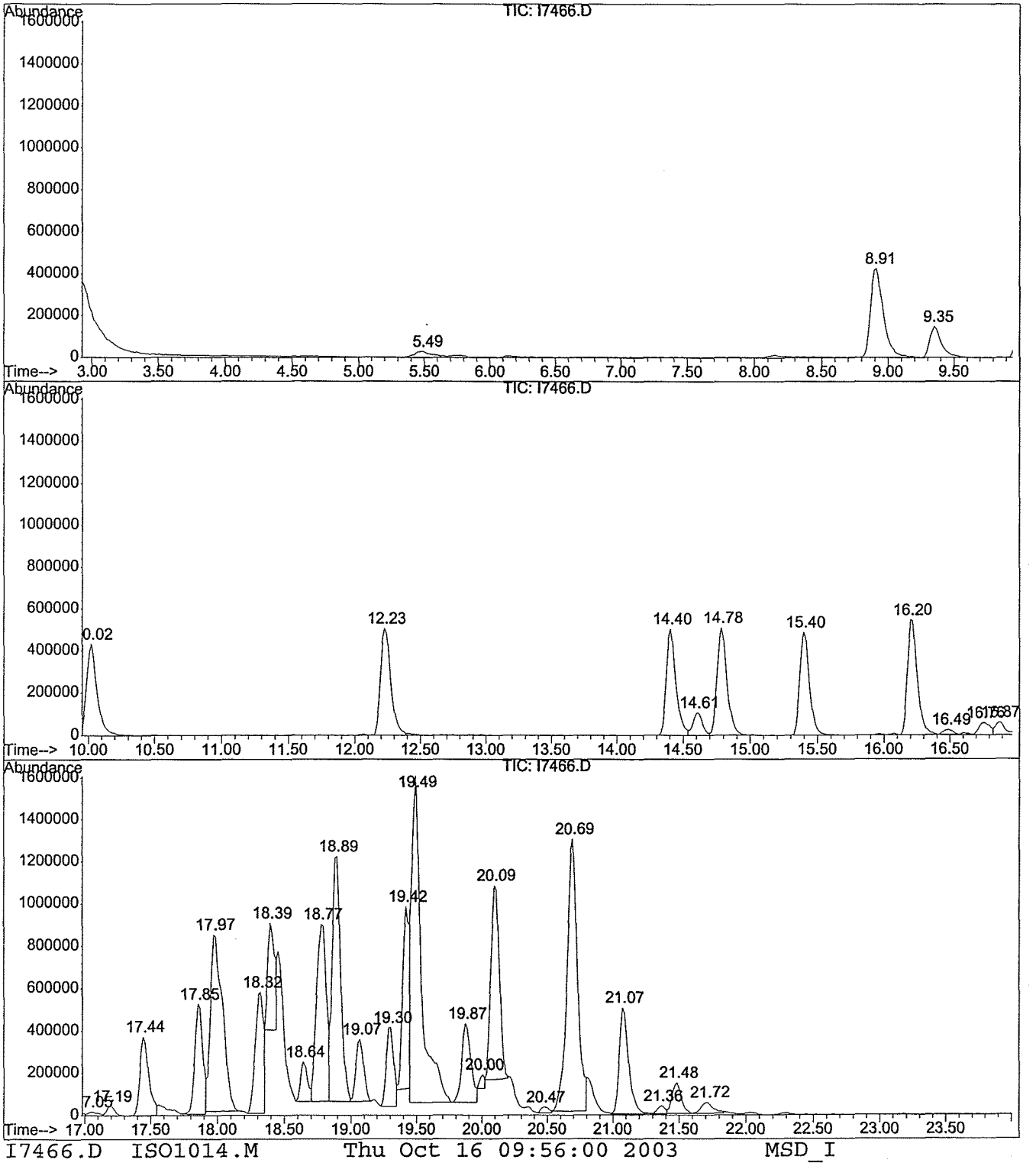

I7466.D ISO1014.M Thu Oct 16 09:56:00 2003 MSD_I

0110

Library Search Compound Report

Data File : C:\HPCHEM\1\DATA\10-15-03\I7466.D Vial: 18
Acq On : 15 Oct 2003 19:06 Operator: DPEI
Sample : AISB-9B/9.5-10,09114-002,S,1g Inst : 5970 - In
Misc : WHITMAN/DEXTER_CHE,10/09/03,10/11/03 Multiplr: 1.00
MS Integration Params: LSCINT.P

Quant Method : C:\HPCHEM\1\METHODS\ISO1014.M (RTE Integrator)
Title : VOLATILE ORGANICS BY EPA METHOD 8260B
Library : C:\DATABASE\NIST98.L

****

Peak Number 1 Substituted benzene Concentration Rank 9

R.T.	EstConc	Area	Relative to ISTD	R.T.
17.44	34.99 UG	1774330	Chlorobenzene-d5	14.40

Hit# of 5	Tentative ID	MW	MolForm	CAS#	Qual
1	Benzene, 1,2,3-trimethyl-	120	C9H12	000526-73-8	97
2	Benzene, 1,3,5-trimethyl-	120	C9H12	000108-67-8	97
3	Benzene, 1,2,3-trimethyl-	120	C9H12	000526-73-8	96
4	Benzene, 1,2,3-trimethyl-	120	C9H12	000526-73-8	95

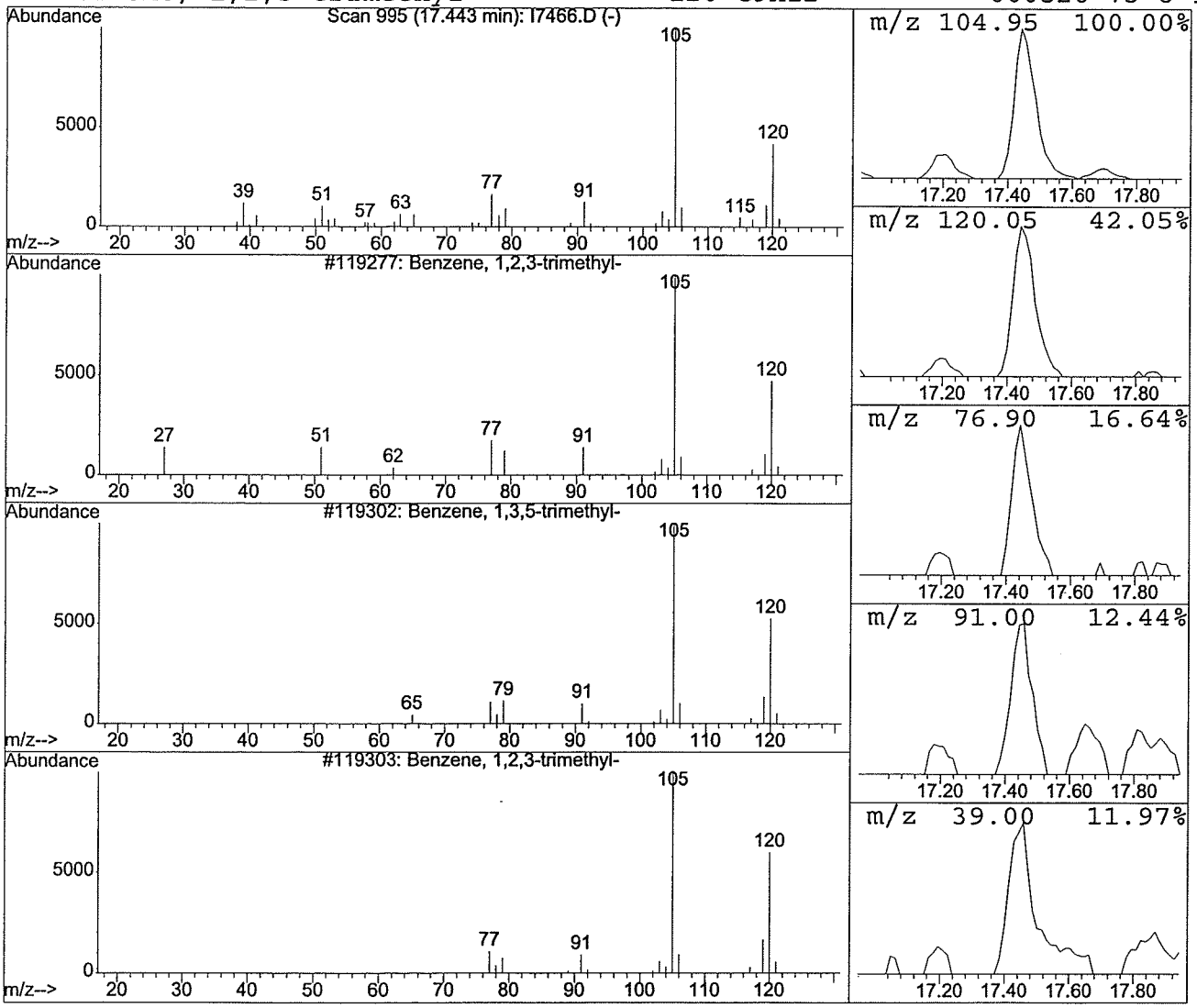

0111

Library Search Compound Report

Data File : C:\HPCHEM\1\DATA\10-15-03\I7466.D Vial: 18
Acq On : 15 Oct 2003 19:06 Operator: DPEI
Sample : AISB-9B/9.5-10,09114-002,S,1g Inst : 5970 - In
Misc : WHITMAN/DEXTER_CHE,10/09/03,10/11/03 Multiplr: 1.00
MS Integration Params: LSCINT.P

Quant Method : C:\HPCHEM\1\METHODS\ISO1014.M (RTE Integrator)
Title : VOLATILE ORGANICS BY EPA METHOD 8260B
Library : C:\DATABASE\NIST98.L

****

Peak Number 2 Substituted benzene Concentration Rank 6

R.T.	EstConc	Area	Relative to ISTD	R.T.
18.32	49.79 UG	2525100	Chlorobenzene-d5	14.40

Hit# of 5	Tentative ID	MW	MolForm	CAS#	Qual
1	Benzene, 1-methyl-3-propyl-	134	C10H14	001074-43-7	60
2	Benzene, 1-methyl-3-propyl-	134	C10H14	001074-43-7	60
3	Benzene, 1-methyl-3-propyl-	134	C10H14	001074-43-7	55
4	Benzene, (1-methylpropyl)-	134	C10H14	000135-98-8	55

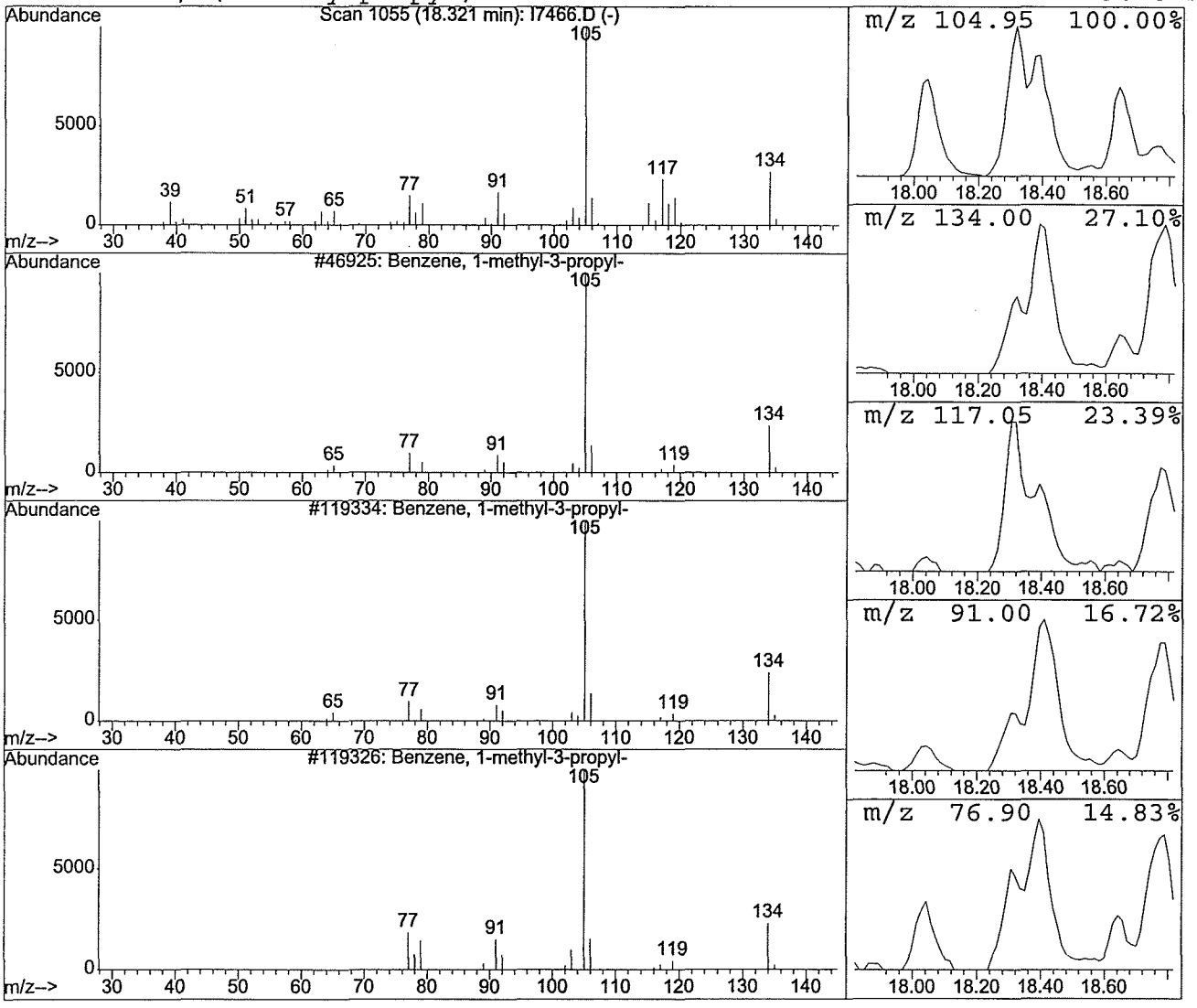

Library Search Compound Report

Data File : C:\HPCHEM\1\DATA\10-15-03\I7466.D Vial: 18
Acq On : 15 Oct 2003 19:06 Operator: DPEI
Sample : AISB-9B/9.5-10,09114-002,S,1g Inst : 5970 - In
Misc : WHITMAN/DEXTER_CHE,10/09/03,10/11/03 Multiplr: 1.00
MS Integration Params: LSCINT.P

Quant Method : C:\HPCHEM\1\METHODS\ISO1014.M (RTE Integrator)
Title : VOLATILE ORGANICS BY EPA METHOD 8260B
Library : C:\DATABASE\NIST98.L

****

Peak Number 3 Substituted benzene Concentration Rank 7

R.T.	EstConc	Area	Relative to ISTD	R.T.
18.39	37.50 UG	1901860	Chlorobenzene-d5	14.40

Hit# of 5	Tentative ID	MW	MolForm	CAS#	Qual
1	Benzene, 2-ethyl-1,4-dimethyl-	134	C10H14	001758-88-9	90
2	Benzene, 1-methyl-3-(1-methylethyl)	134	C10H14	000535-77-3	87
3	Benzene, 1-methyl-4-(1-methylethyl)	134	C10H14	000099-87-6	87
4	Benzene, 1-methyl-2-(1-methylethyl)	134	C10H14	000527-84-4	87

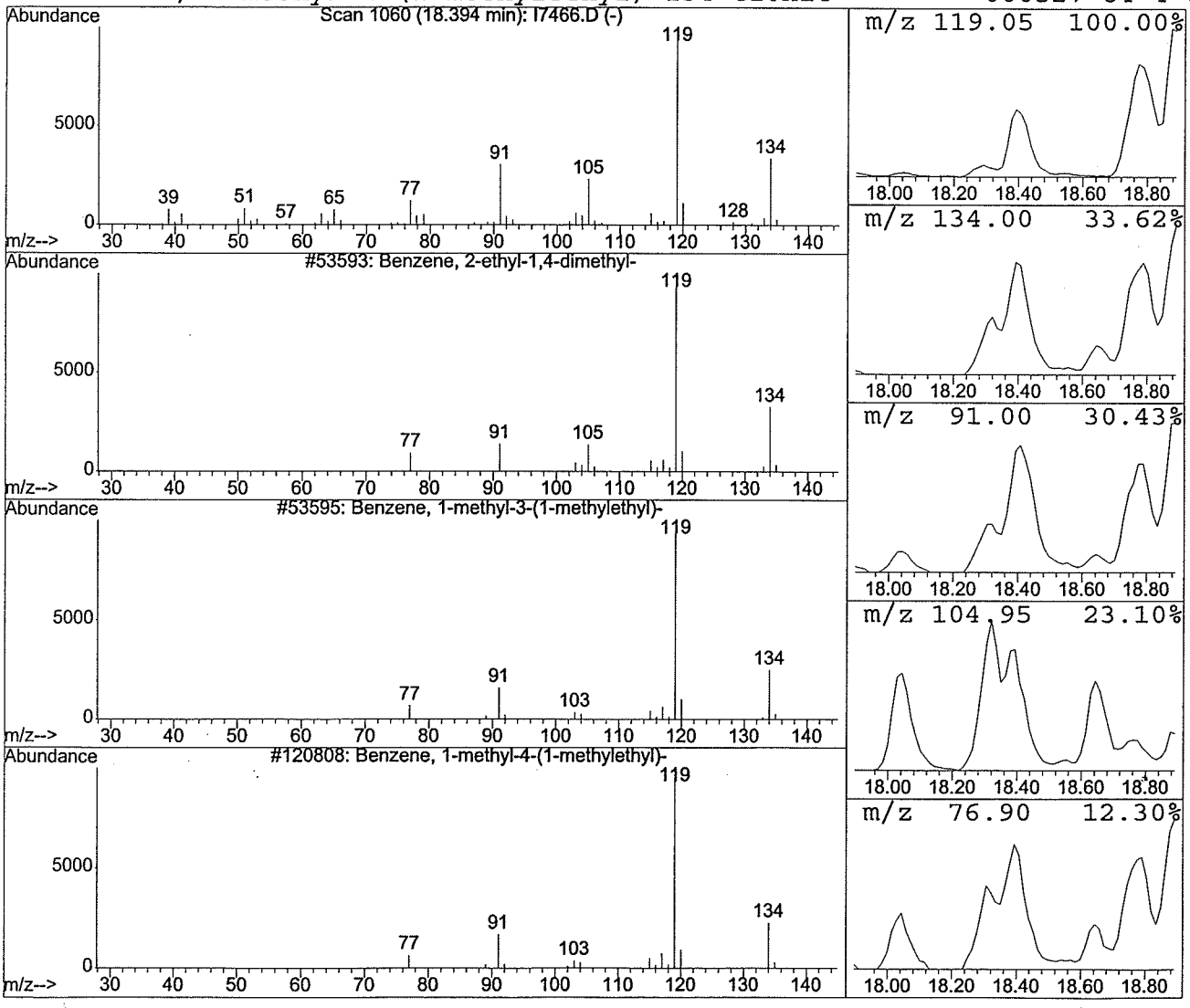

0113

Library Search Compound Report

Data File : C:\HPCHEM\1\DATA\10-15-03\I7466.D Vial: 18
Acq On : 15 Oct 2003 19:06 Operator: DPEI
Sample : AISB-9B/9.5-10,09114-002,S,1g Inst : 5970 - In
Misc : WHITMAN/DEXTER_CHE,10/09/03,10/11/03 Multiplr: 1.00
MS Integration Params: LSCINT.P

Quant Method : C:\HPCHEM\1\METHODS\ISO1014.M (RTE Integrator)
Title : VOLATILE ORGANICS BY EPA METHOD 8260B
Library : C:\DATABASE\NIST98.L

****

Peak Number 4 Substituted benzene Concentration Rank 3

R.T.	EstConc	Area	Relative to ISTD	R.T.
18.77	86.78 UG	4401140	Chlorobenzene-d5	14.40

Hit# of 5	Tentative ID	MW	MolForm	CAS#	Qual
1	Benzene, 1-methyl-2-(1-methylethyl)	134	C10H14	000527-84-4	97
2	Benzene, 1-methyl-3-(1-methylethyl)	134	C10H14	000535-77-3	97
3	Benzene, 1-methyl-4-(1-methylethyl)	134	C10H14	000099-87-6	97
4	Benzene, 1-methyl-2-(1-methylethyl)	134	C10H14	000527-84-4	97

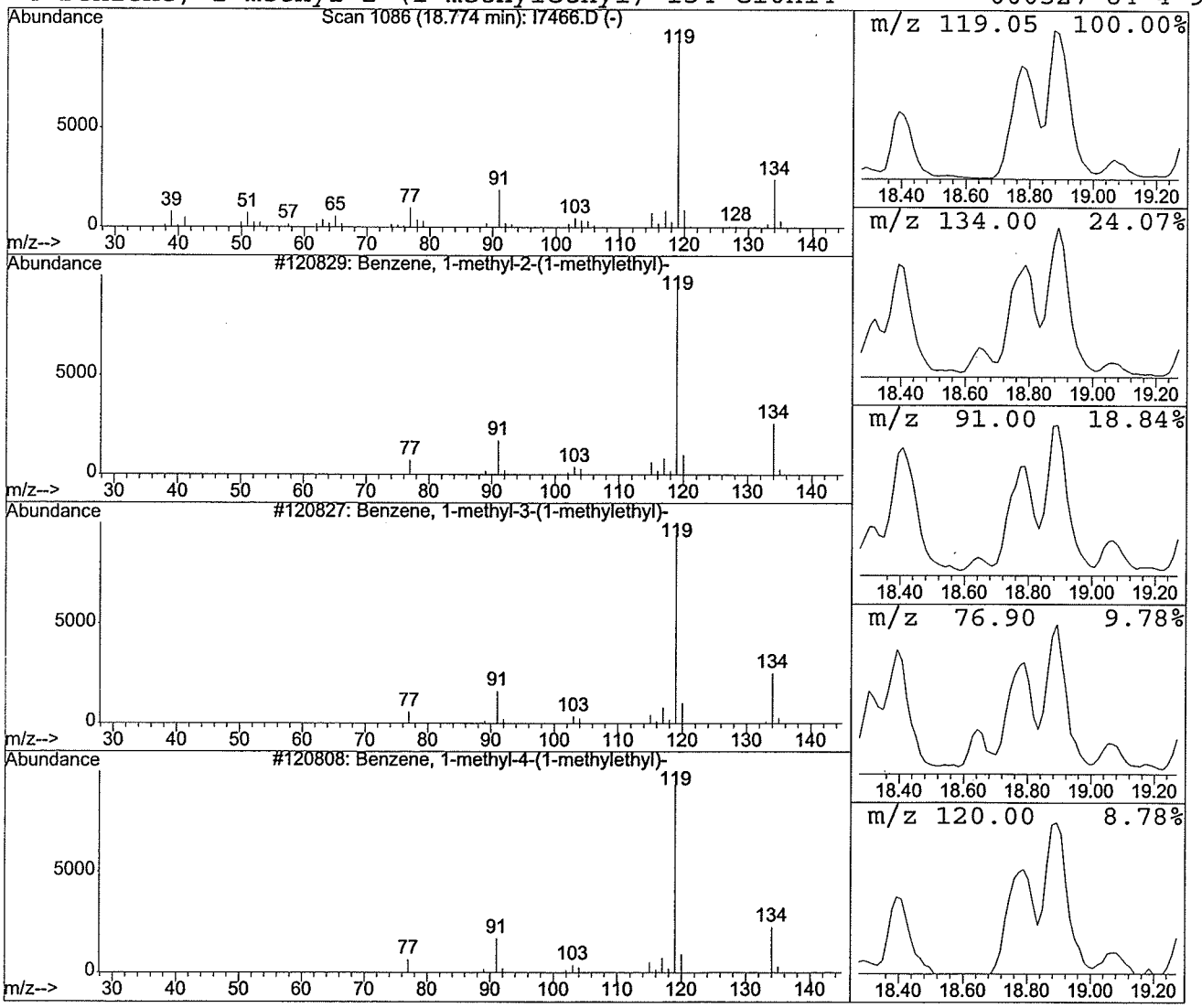

Library Search Compound Report

Data File : C:\HPCHEM\1\DATA\10-15-03\I7466.D Vial: 18
Acq On : 15 Oct 2003 19:06 Operator: DPEI
Sample : AISB-9B/9.5-10,09114-002,S,1g Inst : 5970 - In
Misc : WHITMAN/DEXTER_CHE,10/09/03,10/11/03 Multiplr: 1.00
MS Integration Params: LSCINT.P

Quant Method : C:\HPCHEM\1\METHODS\ISO1014.M (RTE Integrator)
Title : VOLATILE ORGANICS BY EPA METHOD 8260B
Library : C:\DATABASE\NIST98.L

****

Peak Number 5 Substituted benzene Concentration Rank 2

R.T.	EstConc	Area	Relative to ISTD	R.T.
18.89	101.19 UG	5131880	Chlorobenzene-d5	14.40

Hit# of 5	Tentative ID	MW	MolForm	CAS#	Qual
1	Benzene, 4-ethyl-1,2-dimethyl-	134	C10H14	000934-80-5	96
2	Benzene, 1-methyl-4-(1-methylethyl)	134	C10H14	000099-87-6	95
3	Benzene, 1-methyl-2-(1-methylethyl)	134	C10H14	000527-84-4	95
4	Benzene, 1-methyl-4-(1-methylethyl)	134	C10H14	000099-87-6	95

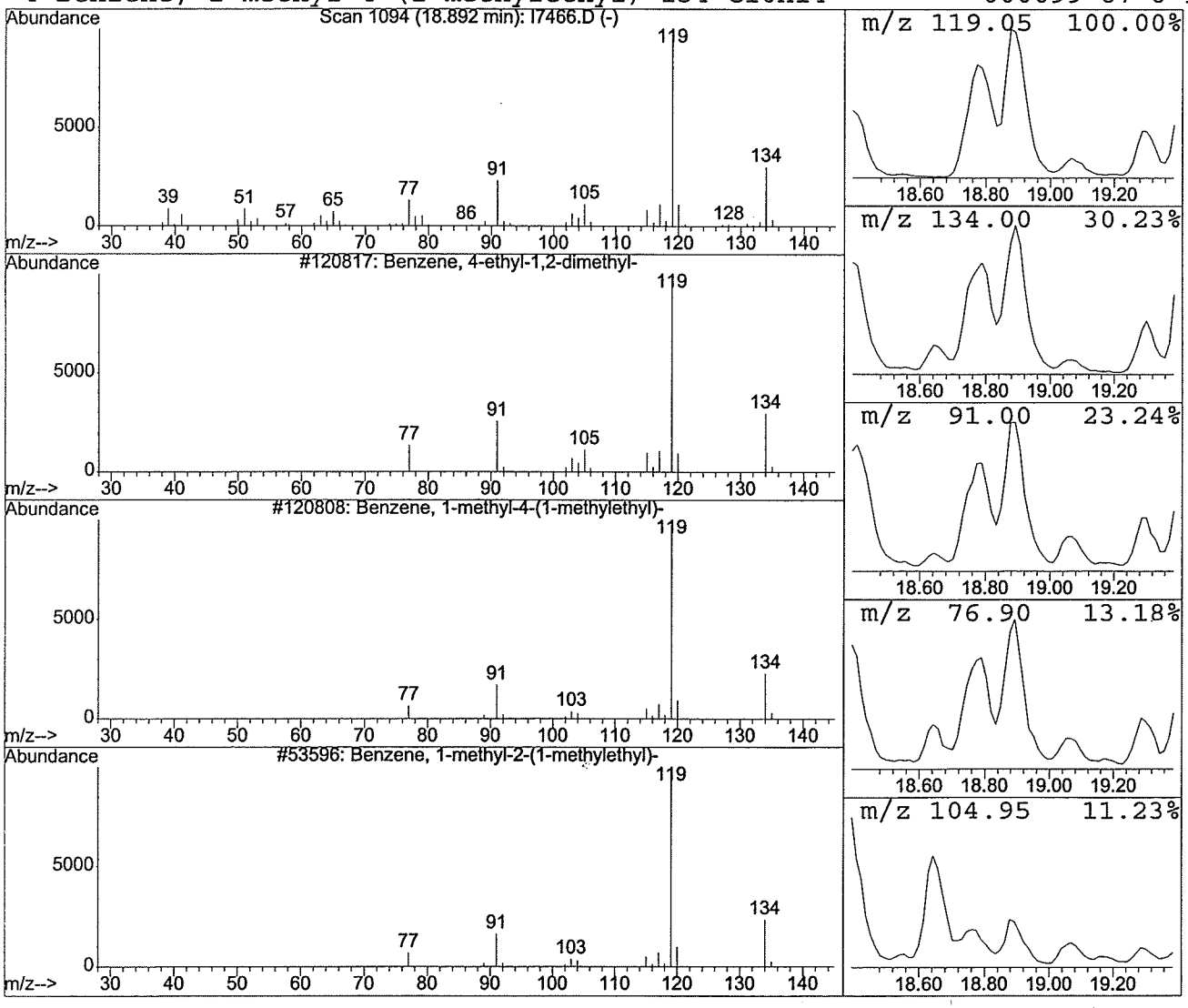

0115

Library Search Compound Report

Data File : C:\HPCHEM\1\DATA\10-15-03\I7466.D Vial: 18
Acq On : 15 Oct 2003 19:06 Operator: DPEI
Sample : AISB-9B/9.5-10,09114-002,S,1g Inst : 5970 - In
Misc : WHITMAN/DEXTER_CHE,10/09/03,10/11/03 Multiplr: 1.00
MS Integration Params: LSCINT.P

Quant Method : C:\HPCHEM\1\METHODS\ISO1014.M (RTE Integrator)
Title : VOLATILE ORGANICS BY EPA METHOD 8260B
Library : C:\DATABASE\NIST98.L

****

Peak Number 6 Substituted benzene Concentration Rank 10

R.T.	EstConc	Area	Relative to ISTD	R.T.
19.30	29.44 UG	1492830	Chlorobenzene-d5	14.40

Hit# of 5	Tentative ID	MW	MolForm	CAS#	Qual
1	Benzene, 4-ethyl-1,2-dimethyl-	134	C10H14	000934-80-5	96
2	Benzene, 1-methyl-4-(1-methylethyl)	134	C10H14	000099-87-6	95
3	Benzene, 1-methyl-2-(1-methylethyl)	134	C10H14	000527-84-4	95
4	Benzene, 1-methyl-4-(1-methylethyl)	134	C10H14	000099-87-6	94

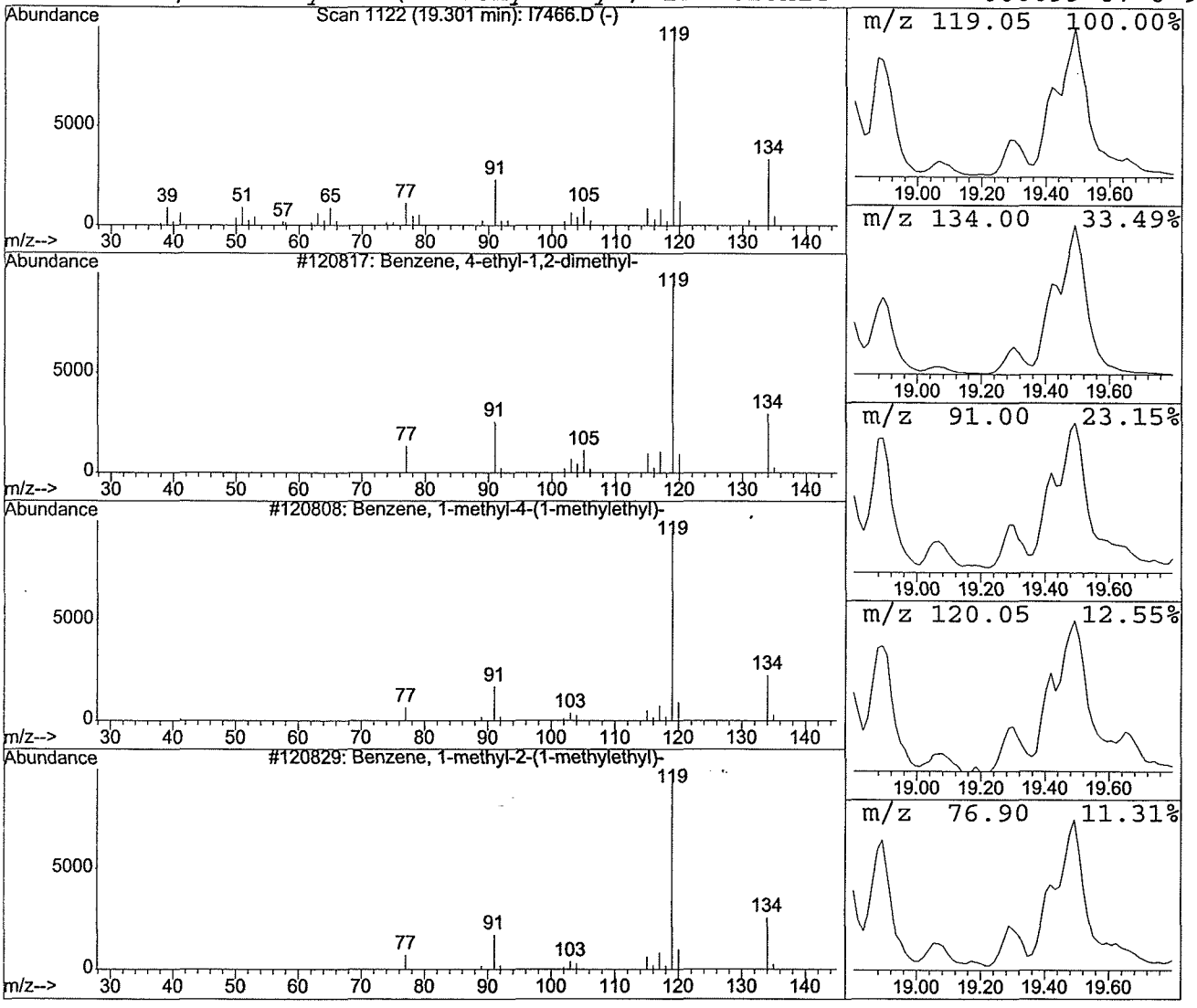

0116

Library Search Compound Report

Data File : C:\HPCHEM\1\DATA\10-15-03\I7466.D Vial: 18
Acq On : 15 Oct 2003 19:06 Operator: DPEI
Sample : AISB-9B/9.5-10,09114-002,S,1g Inst : 5970 - In
Misc : WHITMAN/DEXTER_CHE,10/09/03,10/11/03 Multiplr: 1.00
MS Integration Params: LSCINT.P

Quant Method : C:\HPCHEM\1\METHODS\ISO1014.M (RTE Integrator)
Title : VOLATILE ORGANICS BY EPA METHOD 8260B
Library : C:\DATABASE\NIST98.L

****

Peak Number 7 Substituted benzene Concentration Rank 5

R.T.	EstConc	Area	Relative to ISTD	R.T.
19.42	63.81 UG	3235800	Chlorobenzene-d5	14.40

Hit# of 5	Tentative ID	MW	MolForm	CAS#	Qual
1	Benzene, 1,2,4,5-tetramethyl-	134	C10H14	000095-93-2	96
2	Benzene, 1,2,3,5-tetramethyl-	134	C10H14	000527-53-7	94
3	Benzene, 1,2,3,5-tetramethyl-	134	C10H14	000527-53-7	94
4	Benzene, 1,2,4,5-tetramethyl-	134	C10H14	000095-93-2	94

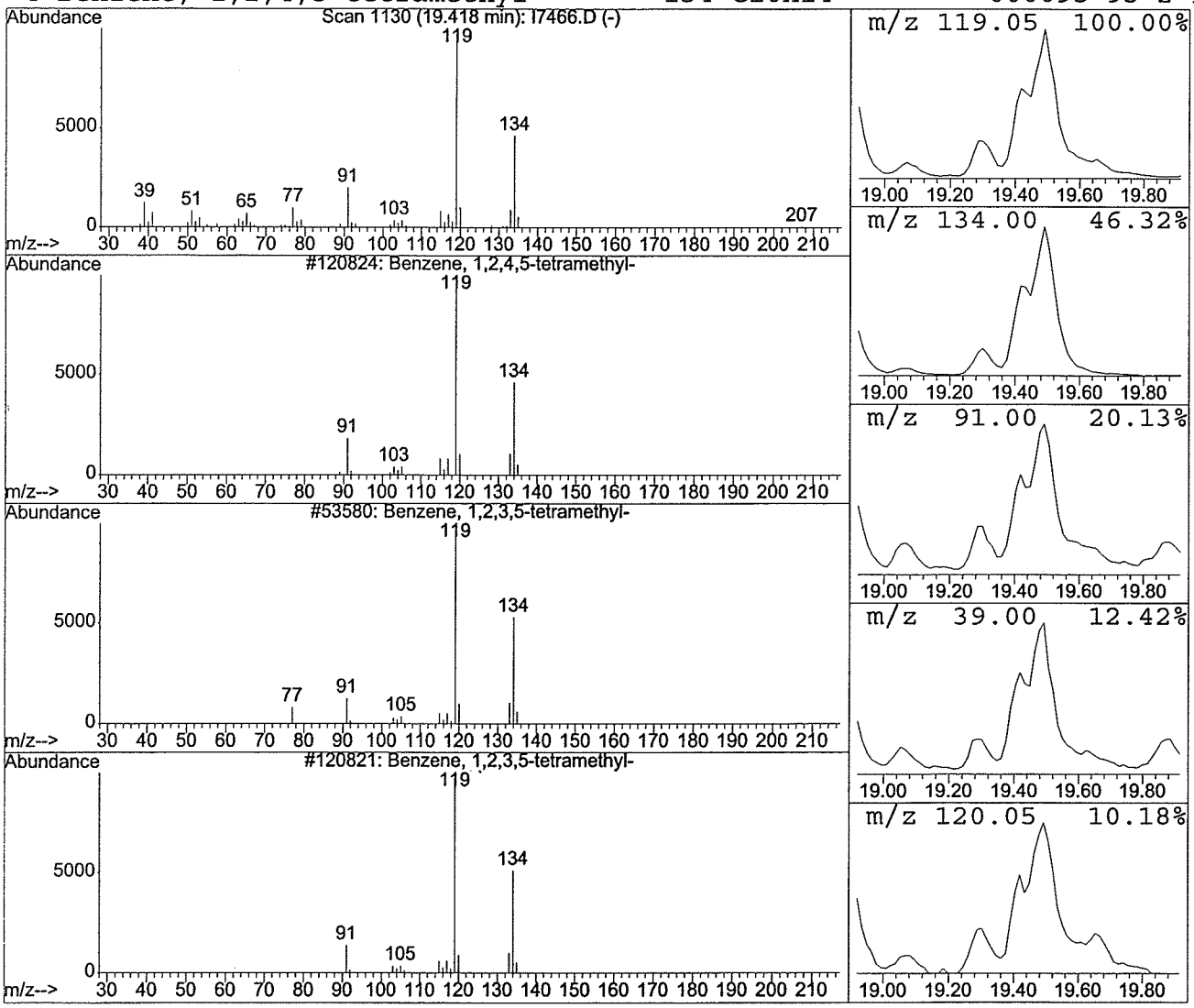

Library Search Compound Report

Data File : C:\HPCHEM\1\DATA\10-15-03\I7466.D Vial: 18
Acq On : 15 Oct 2003 19:06 Operator: DPEI
Sample : AISB-9B/9.5-10,09114-002,S,1g Inst : 5970 - In
Misc : WHITMAN/DEXTER_CHE,10/09/03,10/11/03 Multiplr: 1.00
MS Integration Params: LSCINT.P

Quant Method : C:\HPCHEM\1\METHODS\ISO1014.M (RTE Integrator)
Title : VOLATILE ORGANICS BY EPA METHOD 8260B
Library : C:\DATABASE\NIST98.L

****

Peak Number 8 Substituted benzene Concentration Rank 1

R.T.	EstConc	Area	Relative to ISTD	R.T.
19.49	156.82 UG	7952730	Chlorobenzene-d5	14.40

Hit# of 5	Tentative ID	MW	MolForm	CAS#	Qual
1	Benzene, 4-ethyl-1,2-dimethyl-	134	C10H14	000934-80-5	93
2	Benzene, 1,2,4,5-tetramethyl-	134	C10H14	000095-93-2	93
3	Benzene, 1-ethyl-2,3-dimethyl-	134	C10H14	000933-98-2	91
4	Benzene, 1,2,3,5-tetramethyl-	134	C10H14	000527-53-7	91

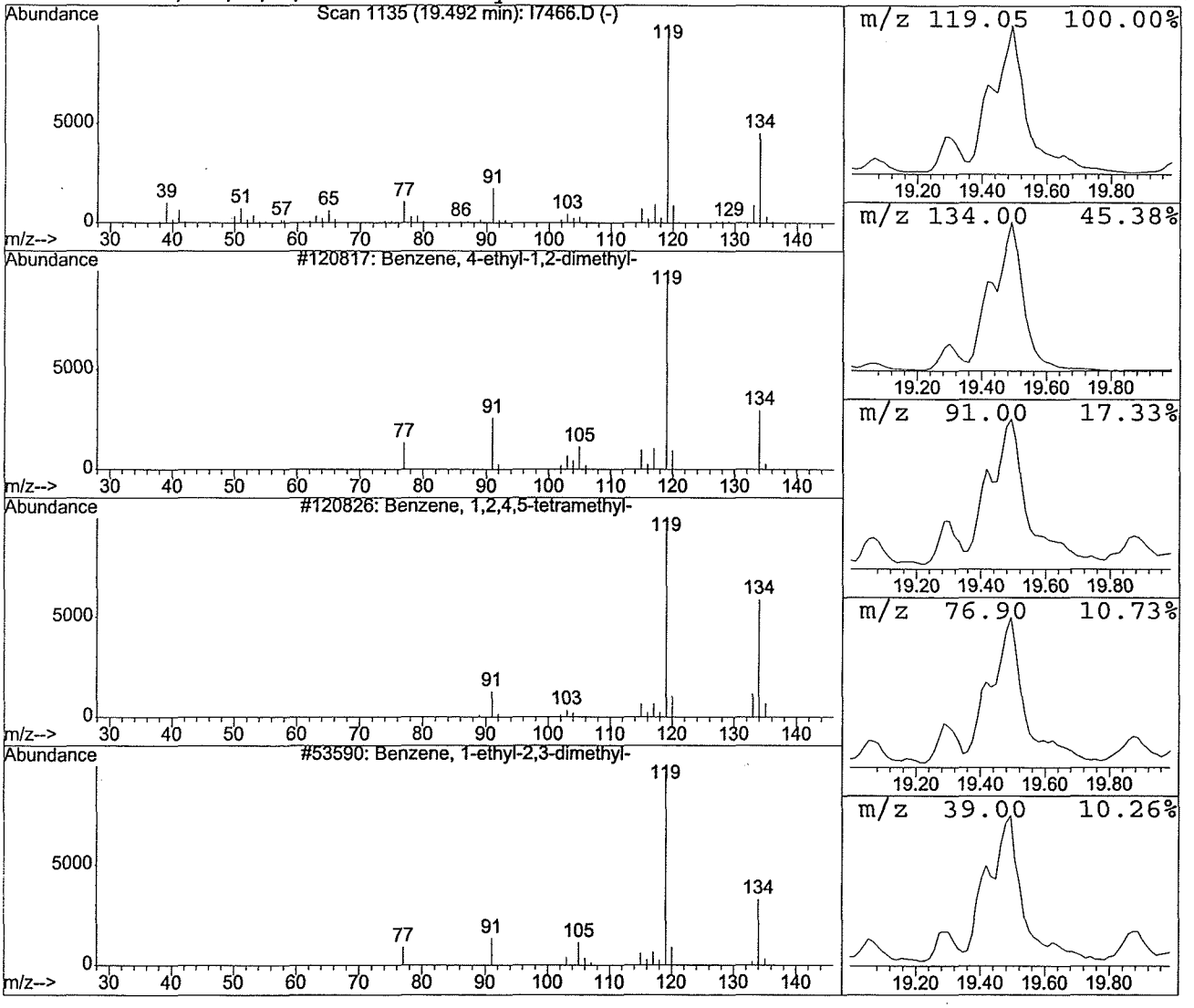

0118

Library Search Compound Report

Data File : C:\HPCHEM\1\DATA\10-15-03\I7466.D Vial: 18
Acq On : 15 Oct 2003 19:06 Operator: DPEI
Sample : AISB-9B/9.5-10,09114-002,S,1g Inst : 5970 - In
Misc : WHITMAN/DEXTER_CHE,10/09/03,10/11/03 Multiplr: 1.00
MS Integration Params: LSCINT.P

Quant Method : C:\HPCHEM\1\METHODS\ISO1014.M (RTE Integrator)
Title : VOLATILE ORGANICS BY EPA METHOD 8260B
Library : C:\DATABASE\NIST98.L

****

Peak Number 9 Substituted benzene Concentration Rank 8

R.T.	EstConc	Area	Relative to ISTD	R.T.
19.87	36.47 UG	1849520	Chlorobenzene-d5	14.40

Hit# of 5	Tentative ID	MW	MolForm	CAS#	Qual
1	1H-Indene, 2,3-dihydro-5-methyl-	132	C10H12	000874-35-1	94
2	1H-Indene, 2,3-dihydro-4-methyl-	132	C10H12	000824-22-6	94
3	Indan, 1-methyl-	132	C10H12	000767-58-8	93
4	Indan, 1-methyl-	132	C10H12	000767-58-8	93

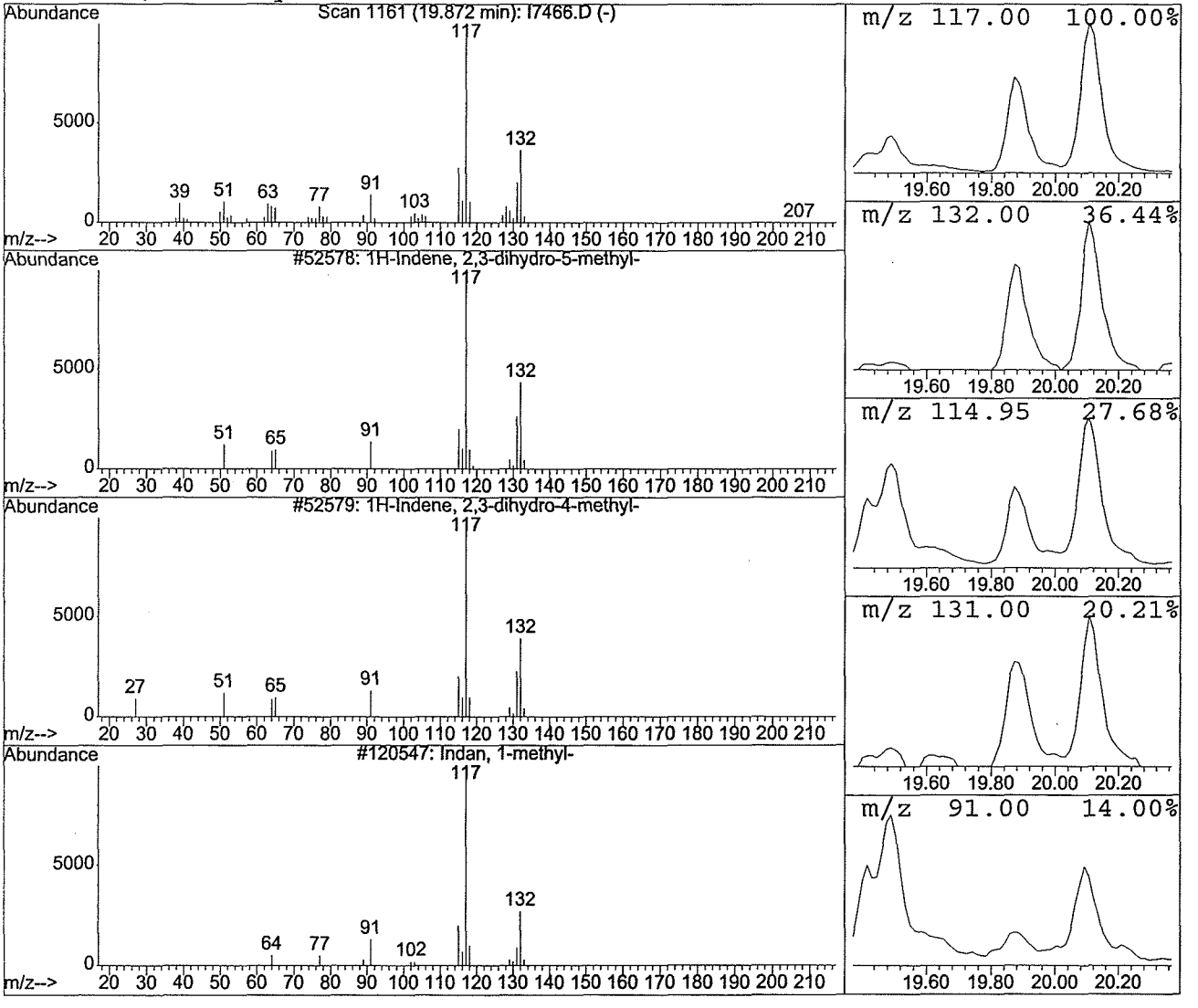

0119

Library Search Compound Report

Data File : C:\HPCHEM\1\DATA\10-15-03\I7466.D Vial: 18
Acq On : 15 Oct 2003 19:06 Operator: DPEI
Sample : AISB-9B/9.5-10,09114-002,S,1g Inst : 5970 - In
Misc : WHITMAN/DEXTER_CHE,10/09/03,10/11/03 Multiplr: 1.00
MS Integration Params: LSCINT.P

Quant Method : C:\HPCHEM\1\METHODS\ISO1014.M (RTE Integrator)
Title : VOLATILE ORGANICS BY EPA METHOD 8260B
Library : C:\DATABASE\NIST98.L

****

Peak Number 10 Substituted benzene Concentration Rank 4

R.T.	EstConc	Area	Relative to ISTD	R.T.
20.09	81.64 UG	4140370	Chlorobenzene-d5	14.40

Hit# of 5	Tentative ID	MW	MolForm	CAS#	Qual
1	Benzene, 2-butenyl-	132	C10H12	001560-06-1	89
2	Benzene, 2-butenyl-	132	C10H12	001560-06-1	89
3	1-Phenyl-1-butene	132	C10H12	000824-90-8	89
4	1-Phenyl-1-butene	132	C10H12	000824-90-8	86

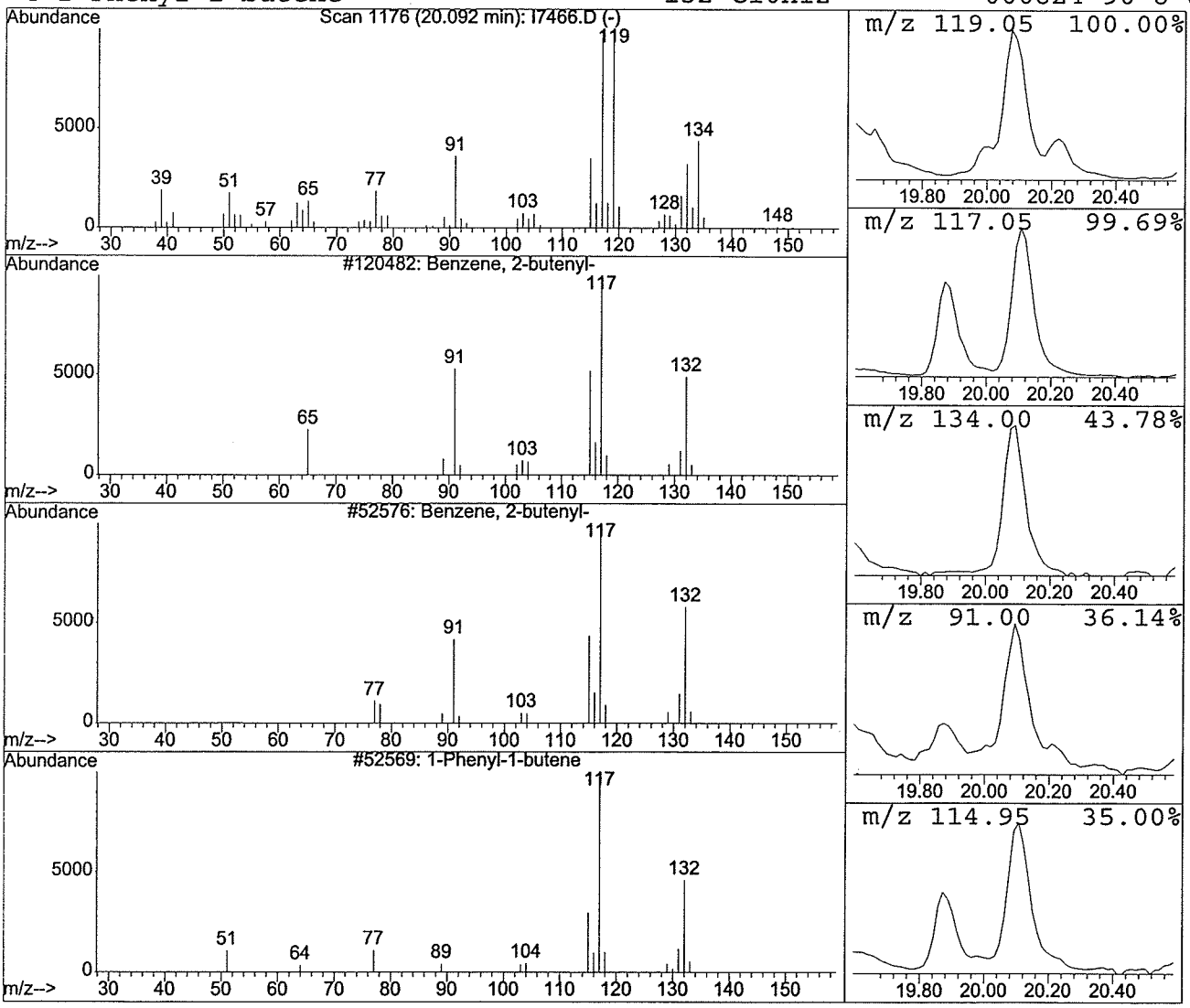

0120

Quantitation Report (QT Reviewed)

Data File : C:\HPCHEM\1\DATA\10-15-03\I7467.D Vial: 19
Acq On : 15 Oct 2003 19:37 Operator: DPEI
Sample : AISB-9C/14.5-15,09114-003,S,1g Inst : 5970 - In
Misc : WHITMAN/DEXTER_CHE,10/09/03,10/11/03 Multiplr: 1.00
MS Integration Params: rteint.p
Quant Time: Oct 16 9:56 2003 Quant Results File: ISO1014.RES

Quant Method : C:\HPCHEM\1\METHODS\ISO1014.M (RTE Integrator)
Title : VOLATILE ORGANICS BY EPA METHOD 8260B
Last Update : Tue Oct 14 14:44:24 2003
Response via : Initial Calibration
DataAcq Meth : VOAI

Internal Standards	R.T.	QIon	Response	Conc	Units		Dev(Min)
1) Pentafluorobenzene	9.00	168	914102	50.00	UG		-0.07
31) 1,4-Difluorobenzene	10.08	114	937059	50.00	UG		-0.06
50) Chlorobenzene-d5	14.42	117	703806	50.00	UG		-0.05
System Monitoring Compounds							
30) 1,2-Dichloroethane-d4	9.42	65	342001	43.56	UG		-0.07
Spiked Amount 50.000	Range 36 - 115		Recovery = 87.12%				
41) Toluene-d8	12.27	98	869828	50.34	UG		-0.04
Spiked Amount 50.000	Range 35 - 117		Recovery = 100.68%				
59) Bromofluorobenzene	16.23	95	532906	43.81	UG		-0.02
Spiked Amount 50.000	Range 47 - 115		Recovery = 87.62%				
Target Compounds							Qvalue
54) m,p-Xylene	14.81	106	31186	3.36	UG		97
55) o-Xylene	15.43	106	35928	4.13	UG	#	3
70) 1,3-Dichlorobenzene	17.88	146	30943	2.50	UG	#	64
72) 1,4-Dichlorobenzene	18.00	146	49717	3.67	UG	#	81
76) 1,2,4-Trichlorobenzene	20.71	180	30341	4.00	UG		100
78) Naphthalene	21.09	128	1005718	135.35	UG		100

(#) = qualifier out of range (m) = manual integration

Quantitation Report

Data File : C:\HPCHEM\1\DATA\10-15-03\I7467.D Vial: 19
Acq On : 15 Oct 2003 19:37 Operator: DPEI
Sample : AISB-9C/14.5-15,09114-003,S,1g Inst : 5970 - In
Misc : WHITMAN/DEXTER_CHE,10/09/03,10/11/03 Multiplr: 1.00
MS Integration Params: rteint.p
Quant Time: Oct 16 9:56 2003 Quant Results File: ISO1014.RES

Method : C:\HPCHEM\1\METHODS\ISO1014.M (RTE Integrator)
Title : VOLATILE ORGANICS BY EPA METHOD 8260B
Last Update : Tue Oct 14 14:44:24 2003
Response via : Initial Calibration

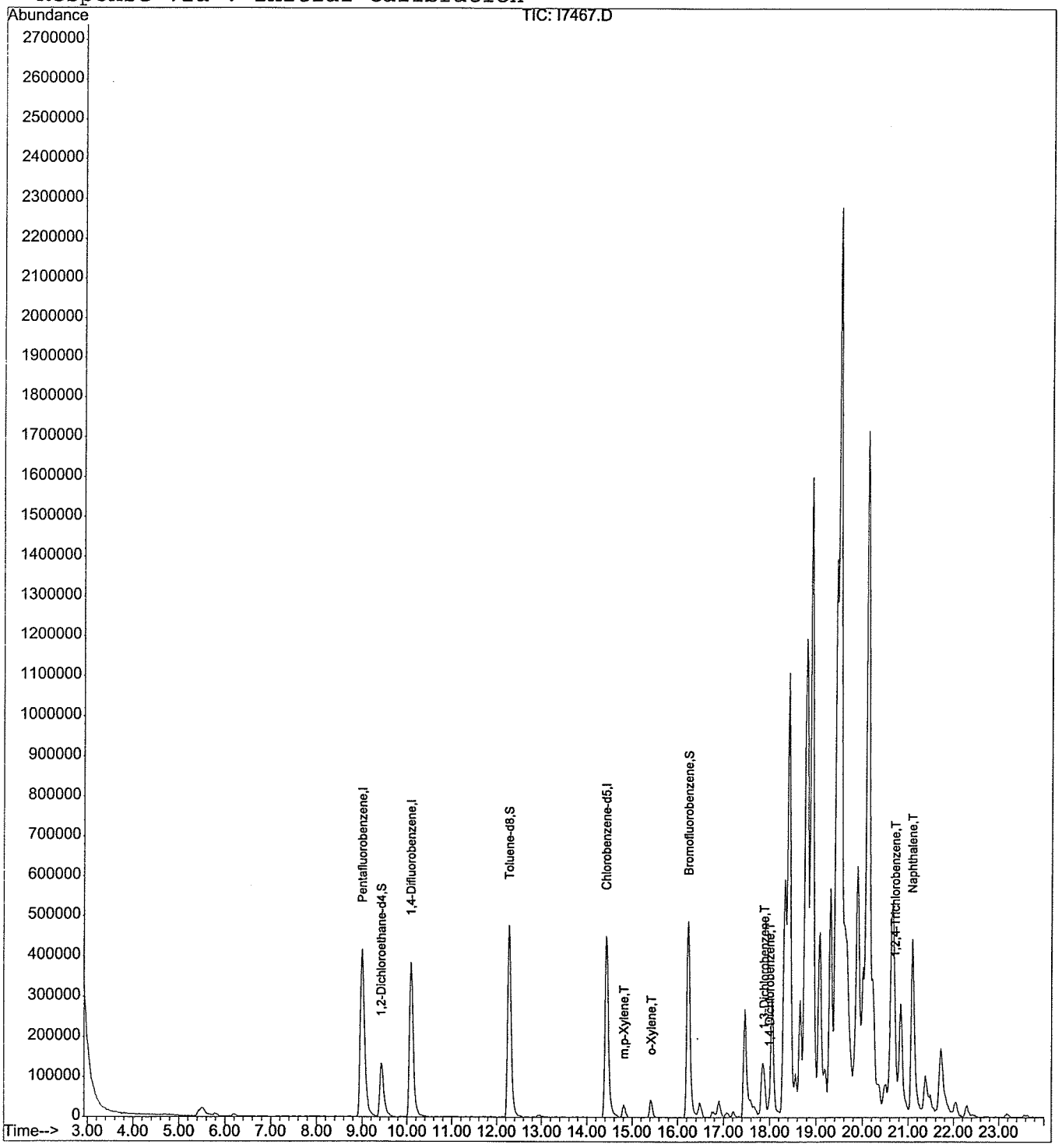

0122

LSC Area Percent Report

Data File : C:\HPCHEM\1\DATA\10-15-03\I7467.D Vial: 19
Acq On : 15 Oct 2003 19:37 Operator: DPEI
Sample : AISB-9C/14.5-15,09114-003,S,1g Inst : 5970 - In
Misc : WHITMAN/DEXTER_CHE,10/09/03,10/11/03 Multiplr: 1.00
MS Integration Params: LSCINT.P

Method : C:\HPCHEM\1\METHODS\ISO1014.M (RTE Integrator)
Title : VOLATILE ORGANICS BY EPA METHOD 8260B
Smoothing : OFF Filtering: 9
Sampling : 1 Min Area: 0.3 % of largest Peak
Start Thrs: 0.02 Max Peaks: 100
Stop Thrs : 0.02 Peak Location: TOP

If leading or trailing edge < 50 prefer < Baseline drop else tangent >
Peak separation: 5

Signal : TIC

peak #	R.T. min	first scan	max scan	last scan	PK TY	peak height	corr. area	corr. % max.	% of total
1	5.509	168	178	184	rBV4	20972	190367	2.54%	0.269%
2	9.000	410	417	435	rBV	415839	2727293	36.42%	3.856%
3	9.423	441	446	462	rBV	132814	837928	11.19%	1.185%
4	10.081	485	491	511	rBV	384242	2227496	29.74%	3.149%
5	12.271	635	641	658	rBV2	477412	2616744	34.94%	3.699%
6	14.418	783	788	803	rBV	451685	2333481	31.16%	3.299%
7	14.813	809	815	824	rBB	31603	145768	1.95%	0.206%
8	15.411	852	856	865	rBB2	44323	197802	2.64%	0.280%
9	16.229	906	912	925	rBV	488236	2518514	33.63%	3.560%
10	16.478	925	929	937	rVB4	37487	178709	2.39%	0.253%
11	16.901	953	958	966	rVV2	41663	187552	2.50%	0.265%
12	17.456	991	996	1004	rBV	270267	1312567	17.53%	1.856%
13	17.661	1008	1010	1016	rVB2	21431	86413	1.15%	0.122%
14	17.851	1018	1023	1030	rBV4	125925	680363	9.08%	0.962%
15	18.041	1030	1036	1045	rVB	281916	1214557	16.22%	1.717%
16	18.319	1048	1055	1058	rBV	580575	2766724	36.94%	3.911%
17	18.407	1058	1061	1069	rVB2	1035576	4299590	57.41%	6.078%
18	18.553	1069	1071	1074	rVB2	46664	108458	1.45%	0.153%
19	18.655	1074	1078	1081	rBV	228122	811443	10.83%	1.147%
20	18.787	1081	1087	1091	rBV	1052994	5388497	71.95%	7.618%
21	18.904	1091	1095	1102	rVB	1503256	6542966	87.36%	9.250%
22	19.080	1102	1107	1112	rBV2	361250	1422245	18.99%	2.011%
23	19.183	1112	1114	1118	rVB2	58519	190733	2.55%	0.270%
24	19.300	1118	1122	1126	rBV	508066	2068987	27.63%	2.925%
25	19.431	1126	1131	1132	rBV	1182461	3590070	47.94%	5.075%
26	19.505	1132	1136	1142	rVB	1803849	7489437	100.00%	10.588%
27	19.885	1155	1162	1167	rBV	523223	2595381	34.65%	3.669%
28	20.017	1167	1171	1172	rVV2	155432	453510	6.06%	0.641%
29	20.105	1172	1177	1183	rVB2	1397776	6366665	85.01%	9.001%
30	20.515	1198	1205	1206	rBV3	49060	229405	3.06%	0.324%
31	20.647	1207	1214	1222	rVV2	502190	3353206	44.77%	4.740%

32	20.822	1222	1226	1238	rVB2	264369	1387369	18.52%	1.961%
33	21.086	1238	1244	1257	rBV	424630	2169232	28.96%	3.067%
34	21.378	1259	1264	1270	rVV2	85302	461703	6.16%	0.653%
35	21.480	1270	1271	1278	rVB3	42609	114561	1.53%	0.162%
36	21.714	1281	1287	1302	rVV2	161398	1126371	15.04%	1.592%
37	22.050	1305	1310	1317	rVB2	35960	196455	2.62%	0.278%
38	22.299	1319	1327	1333	rBV	29990	148047	1.98%	0.209%

Sum of corrected areas: 70736609

I7467.D ISO1014.M Thu Oct 16 09:57:39 2003 MSD_I

LSC Report - Integrated Chromatogram

File : C:\HPCHEM\1\DATA\10-15-03\I7467.D
Operator : DPEI
Acquired : 15 Oct 2003 19:37 using AcqMethod VOAI
Instrument : 5970 - In
Sample Name: AISB-9C/14.5-15,09114-003,S,1g
Misc Info : WHITMAN/DEXTER_CHE,10/09/03,10/11/03
Vial Number: 19
Quant File :ISO1014.RES (RTE Integrator)

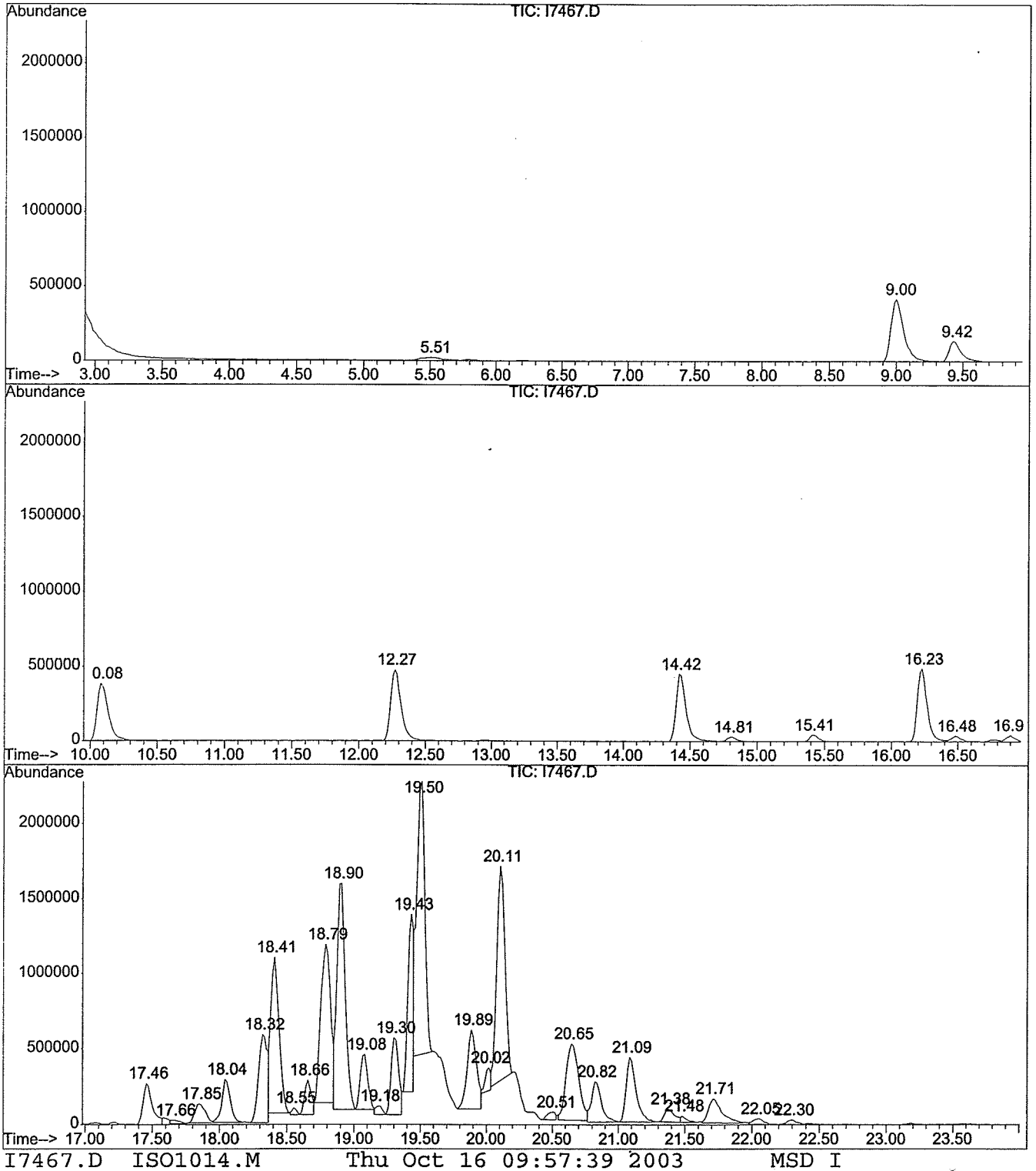

I7467.D ISO1014.M Thu Oct 16 09:57:39 2003 MSD_I

Library Search Compound Report

Data File : C:\HPCHEM\1\DATA\10-15-03\I7467.D Vial: 19
Acq On : 15 Oct 2003 19:37 Operator: DPEI
Sample : AISB-9C/14.5-15,09114-003,S,1g Inst : 5970 - In
Misc : WHITMAN/DEXTER_CHE,10/09/03,10/11/03 Multiplr: 1.00
MS Integration Params: LSCINT.P

Quant Method : C:\HPCHEM\1\METHODS\ISO1014.M (RTE Integrator)
Title : VOLATILE ORGANICS BY EPA METHOD 8260B
Library : C:\DATABASE\NIST98.L

****

Peak Number 1 Substituted benzene Concentration Rank 8

R.T.	EstConc	Area	Relative to ISTD	R.T.
18.32	59.28 UG	2766720	Chlorobenzene-d5	14.42

Hit# of 5	Tentative ID	MW	MolForm	CAS#	Qual
1	Benzene, 1-methyl-3-propyl-	134	C10H14	001074-43-7	70
2	Benzene, 1-methyl-3-propyl-	134	C10H14	001074-43-7	64
3	Benzene, 1-methyl-3-propyl-	134	C10H14	001074-43-7	62
4	Benzene, 1,3-diethyl-	134	C10H14	000141-93-5	60

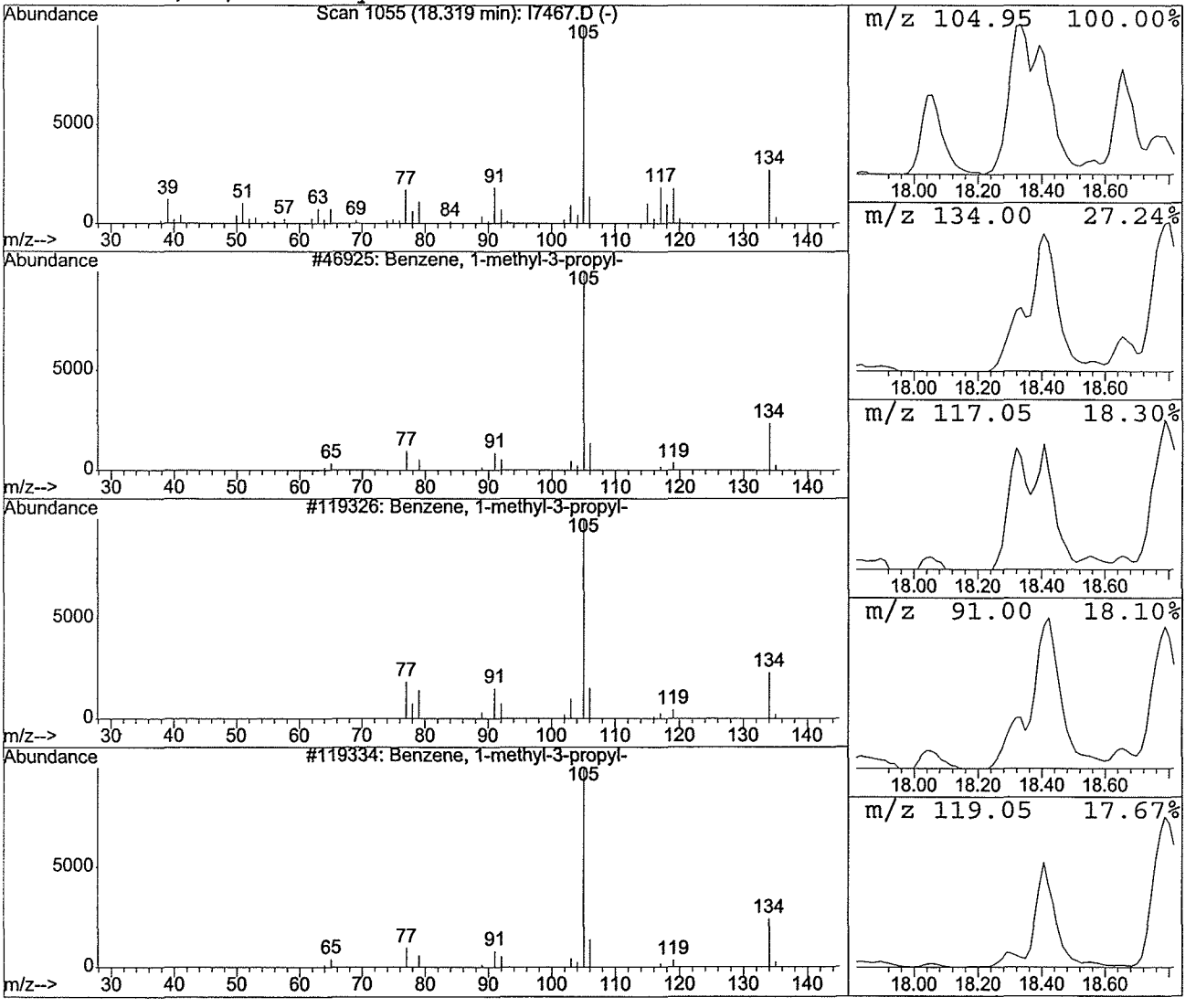

Library Search Compound Report

Data File : C:\HPCHEM\1\DATA\10-15-03\I7467.D Vial: 19
Acq On : 15 Oct 2003 19:37 Operator: DPEI
Sample : AISB-9C/14.5-15,09114-003,S,1g Inst : 5970 - In
Misc : WHITMAN/DEXTER_CHE,10/09/03,10/11/03 Multiplr: 1.00
MS Integration Params: LSCINT.P

Quant Method : C:\HPCHEM\1\METHODS\ISO1014.M (RTE Integrator)
Title : VOLATILE ORGANICS BY EPA METHOD 8260B
Library : C:\DATABASE\NIST98.L

****

Peak Number 2 Substituted benzene Concentration Rank 5

R.T.	EstConc	Area	Relative to ISTD	R.T.
18.41	92.13 UG	4299590	Chlorobenzene-d5	14.42

Hit# of 5	Tentative ID	MW	MolForm	CAS#	Qual
1	Benzene, 1-methyl-3-(1-methylethyl)	134	C10H14	000535-77-3	91
2	Benzene, 1-methyl-3-(1-methylethyl)	134	C10H14	000535-77-3	91
3	Benzene, 1-methyl-2-(1-methylethyl)	134	C10H14	000527-84-4	91
4	Benzene, 1-methyl-4-(1-methylethyl)	134	C10H14	000099-87-6	91

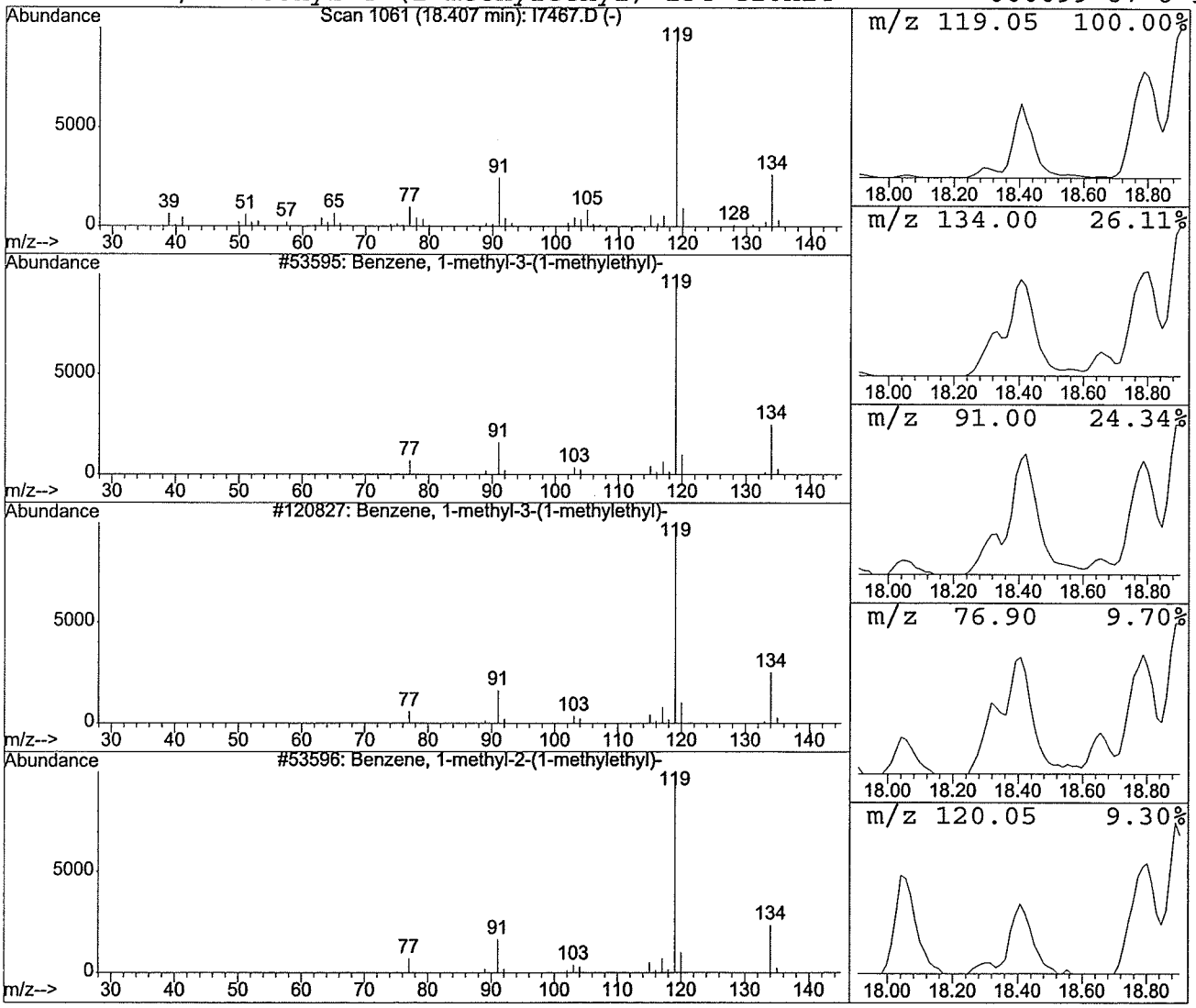

0127

Library Search Compound Report

Data File : C:\HPCHEM\1\DATA\10-15-03\I7467.D Vial: 19
Acq On : 15 Oct 2003 19:37 Operator: DPEI
Sample : AISB-9C/14.5-15,09114-003,S,1g Inst : 5970 - In
Misc : WHITMAN/DEXTER_CHE,10/09/03,10/11/03 Multiplr: 1.00
MS Integration Params: LSCINT.P

Quant Method : C:\HPCHEM\1\METHODS\ISO1014.M (RTE Integrator)
Title : VOLATILE ORGANICS BY EPA METHOD 8260B
Library : C:\DATABASE\NIST98.L

****

Peak Number 3 Substituted benzene Concentration Rank 4

R.T.	EstConc	Area	Relative to ISTD	R.T.
18.79	115.46 UG	5388500	Chlorobenzene-d5	14.42

Hit# of 5	Tentative ID	MW	MolForm	CAS#	Qual
1	Benzene, 1-methyl-4-(1-methylethyl)	134	C10H14	000099-87-6	97
2	Benzene, 1-methyl-4-(1-methylethyl)	134	C10H14	000099-87-6	97
3	Benzene, 1-methyl-2-(1-methylethyl)	134	C10H14	000527-84-4	97
4	Benzene, 1-methyl-2-(1-methylethyl)	134	C10H14	000527-84-4	97

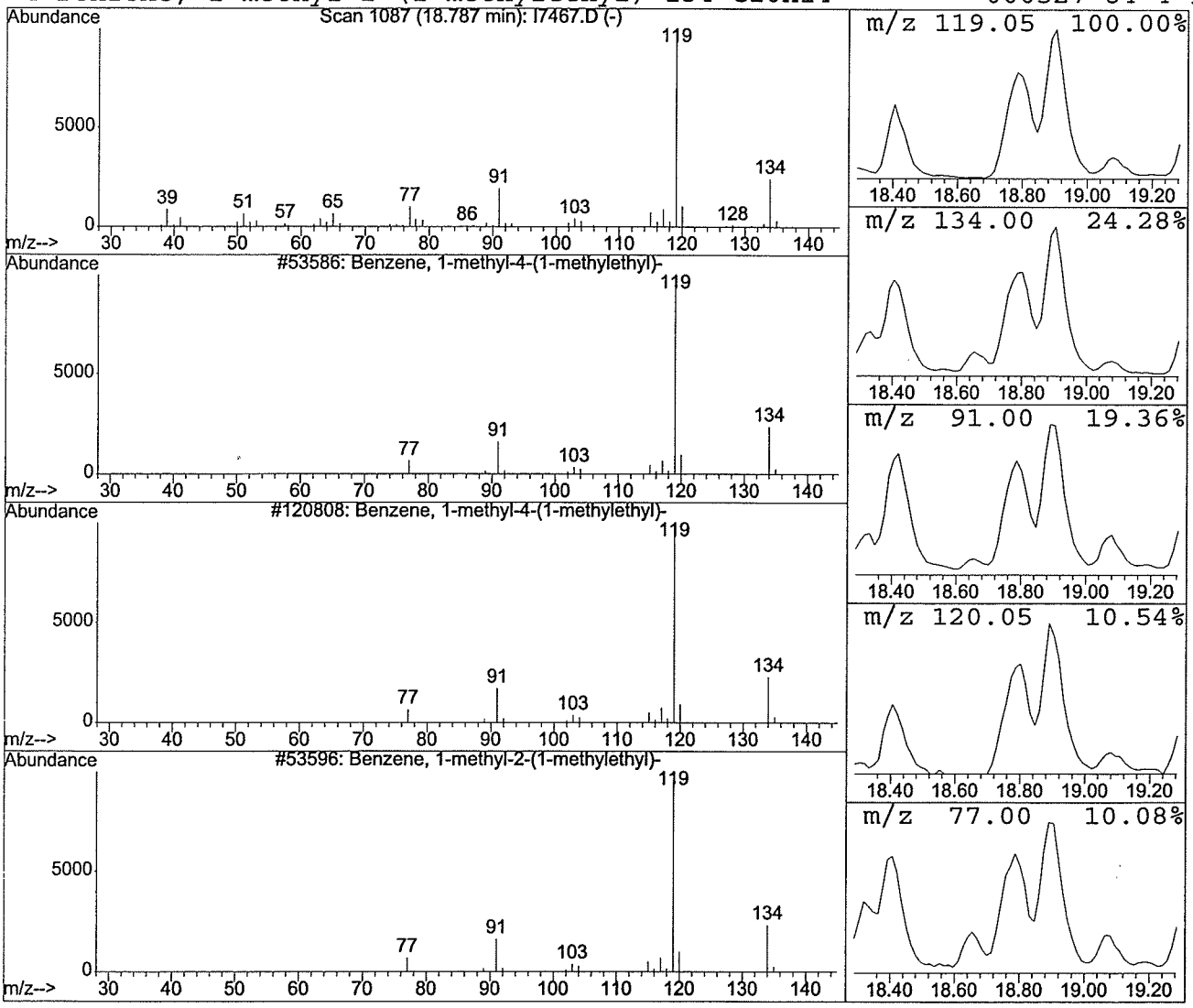

0128

Library Search Compound Report

Data File : C:\HPCHEM\1\DATA\10-15-03\I7467.D Vial: 19
Acq On : 15 Oct 2003 19:37 Operator: DPEI
Sample : AISB-9C/14.5-15,09114-003,S,1g Inst : 5970 - In
Misc : WHITMAN/DEXTER_CHE,10/09/03,10/11/03 Multiplr: 1.00
MS Integration Params: LSCINT.P

Quant Method : C:\HPCHEM\1\METHODS\ISO1014.M (RTE Integrator)
Title : VOLATILE ORGANICS BY EPA METHOD 8260B
Library : C:\DATABASE\NIST98.L

****

Peak Number 4 Substituted benzene Concentration Rank 2

R.T.	EstConc	Area	Relative to ISTD	R.T.
18.90	140.20 UG	6542970	Chlorobenzene-d5	14.42

Hit# of 5	Tentative ID	MW	MolForm	CAS#	Qual
1	Benzene, 1-methyl-2-(1-methylethyl)	134	C10H14	000527-84-4	97
2	Benzene, 1-methyl-2-(1-methylethyl)	134	C10H14	000527-84-4	97
3	Benzene, 1-methyl-4-(1-methylethyl)	134	C10H14	000099-87-6	97
4	Benzene, 4-ethyl-1,2-dimethyl-	134	C10H14	000934-80-5	96

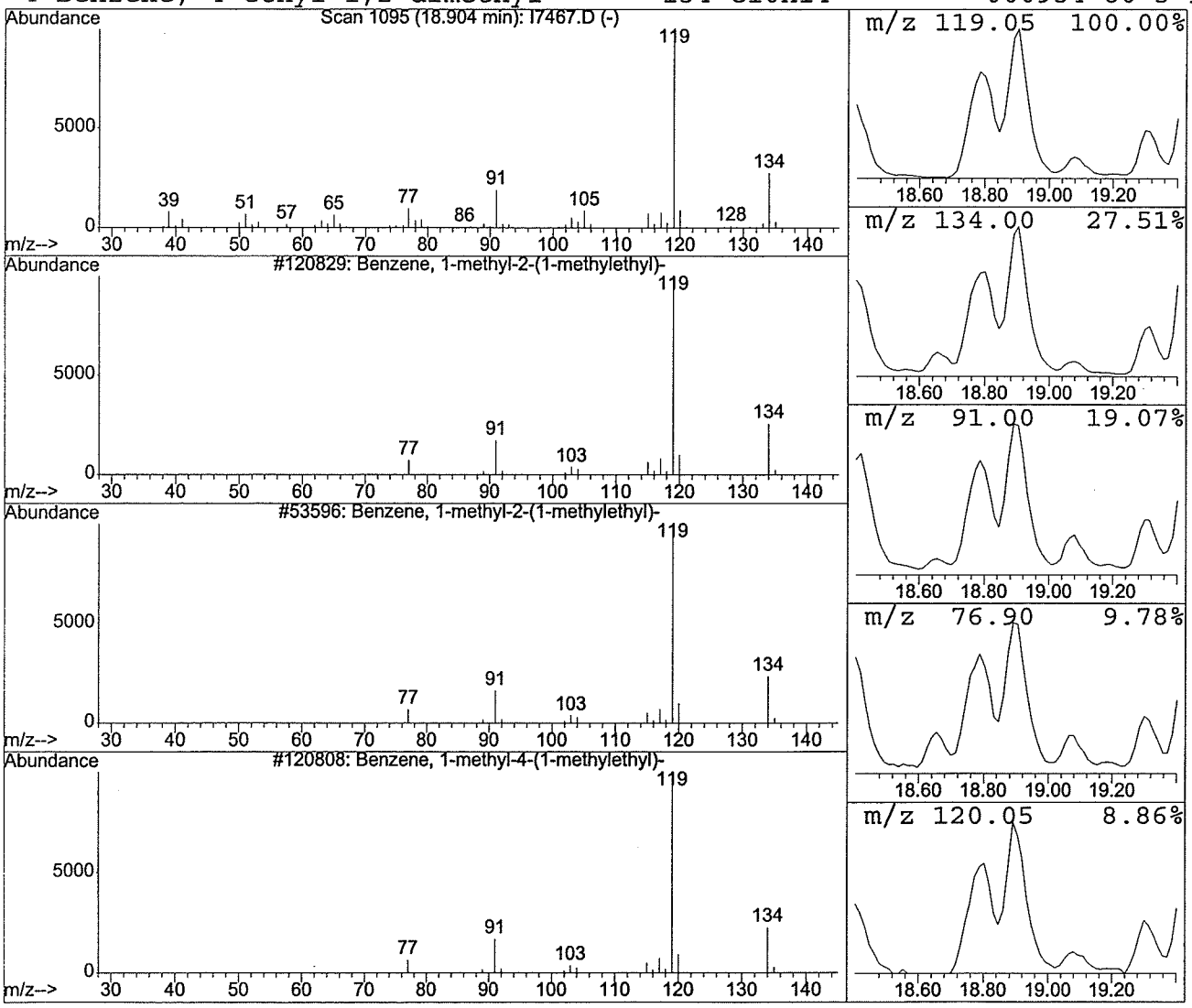

0129

Library Search Compound Report

Data File : C:\HPCHEM\1\DATA\10-15-03\I7467.D Vial: 19
Acq On : 15 Oct 2003 19:37 Operator: DPEI
Sample : AISB-9C/14.5-15,09114-003,S,1g Inst : 5970 - In
Misc : WHITMAN/DEXTER_CHE,10/09/03,10/11/03 Multiplr: 1.00
MS Integration Params: LSCINT.P

Quant Method : C:\HPCHEM\1\METHODS\ISO1014.M (RTE Integrator)
Title : VOLATILE ORGANICS BY EPA METHOD 8260B
Library : C:\DATABASE\NIST98.L

****

Peak Number 5 Substituted benzene Concentration Rank 10

R.T.	EstConc	Area	Relative to ISTD	R.T.
19.30	44.33 UG	2068990	Chlorobenzene-d5	14.42

Hit# of 5	Tentative ID	MW	MolForm	CAS#	Qual
1	Benzene, 4-ethyl-1,2-dimethyl-	134	C10H14	000934-80-5	96
2	Benzene, 1-methyl-2-(1-methylethyl)	134	C10H14	000527-84-4	94
3	Benzene, 1-methyl-2-(1-methylethyl)	134	C10H14	000527-84-4	94
4	Benzene, 1-ethyl-2,4-dimethyl-	134	C10H14	000874-41-9	94

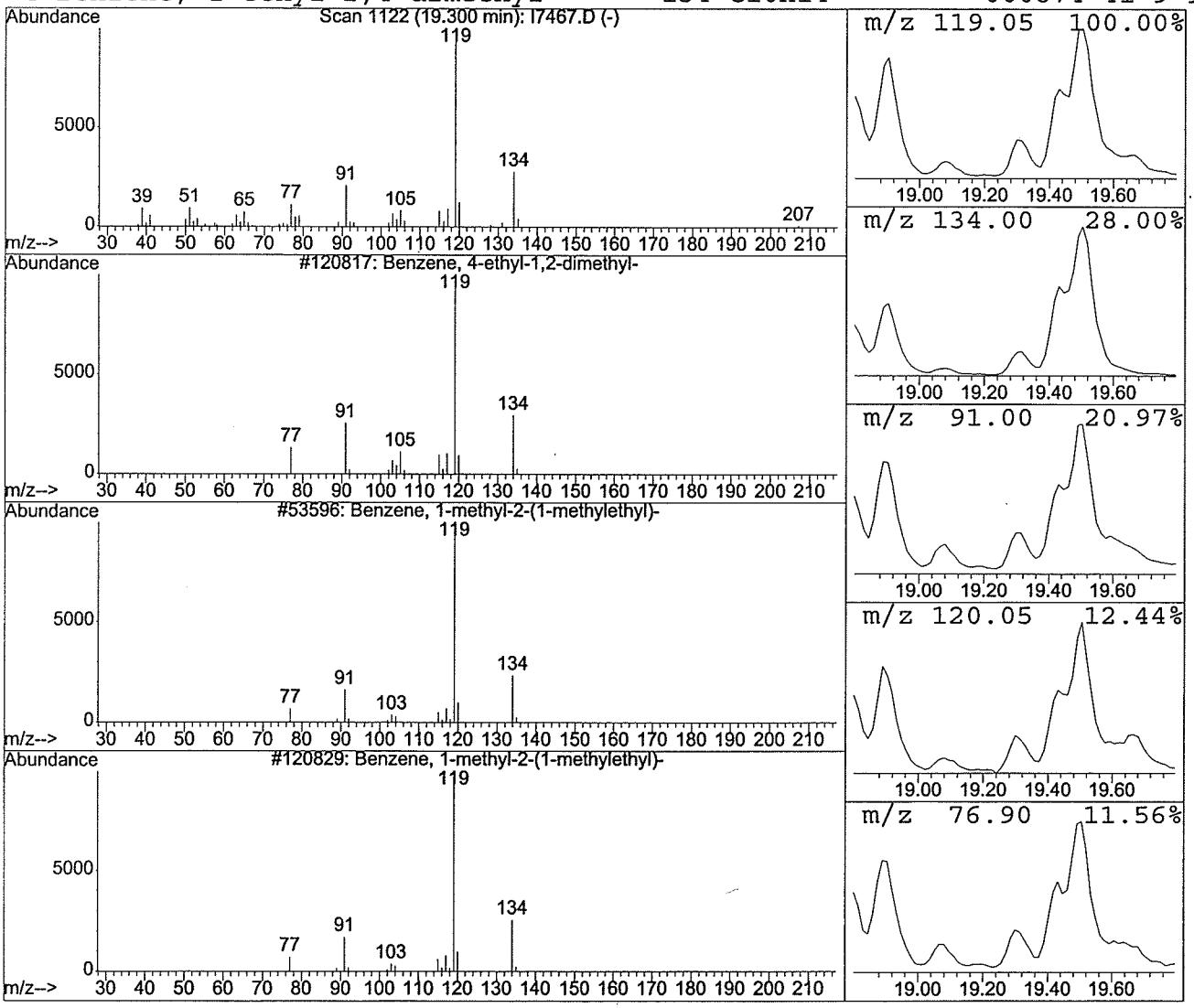

Library Search Compound Report

Data File : C:\HPCHEM\1\DATA\10-15-03\I7467.D Vial: 19
Acq On : 15 Oct 2003 19:37 Operator: DPEI
Sample : AISB-9C/14.5-15,09114-003,S,1g Inst : 5970 - In
Misc : WHITMAN/DEXTER_CHE,10/09/03,10/11/03 Multiplr: 1.00
MS Integration Params: LSCINT.P

Quant Method : C:\HPCHEM\1\METHODS\ISO1014.M (RTE Integrator)
Title : VOLATILE ORGANICS BY EPA METHOD 8260B
Library : C:\DATABASE\NIST98.L

****

Peak Number 6 Substituted benzene Concentration Rank 6

R.T.	EstConc	Area	Relative to ISTD	R.T.
19.43	76.93 UG	3590070	Chlorobenzene-d5	14.42

Hit# of 5	Tentative ID	MW	MolForm	CAS#	Qual
1	Benzene, 1,2,3,5-tetramethyl-	134	C10H14	000527-53-7	94
2	Benzene, 1-methyl-4-(1-methylethyl)	134	C10H14	000099-87-6	94
3	Benzene, 1,2,4,5-tetramethyl-	134	C10H14	000095-93-2	94
4	Benzene, 1-methyl-2-(1-methylethyl)	134	C10H14	000527-84-4	93

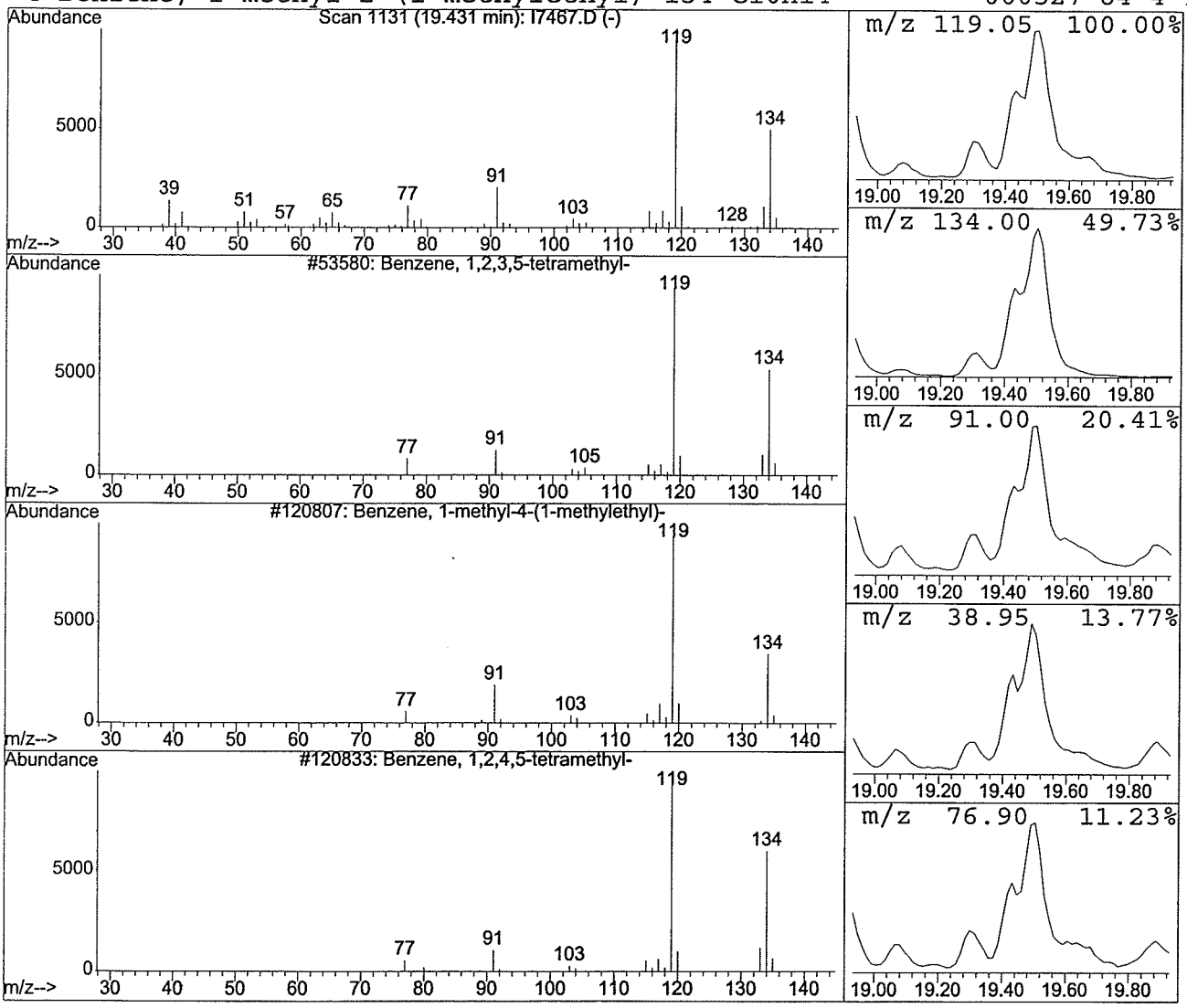

Library Search Compound Report

Data File : C:\HPCHEM\1\DATA\10-15-03\I7467.D Vial: 19
Acq On : 15 Oct 2003 19:37 Operator: DPEI
Sample : AISB-9C/14.5-15,09114-003,S,1g Inst : 5970 - In
Misc : WHITMAN/DEXTER_CHE,10/09/03,10/11/03 Multiplr: 1.00
MS Integration Params: LSCINT.P

Quant Method : C:\HPCHEM\1\METHODS\ISO1014.M (RTE Integrator)
Title : VOLATILE ORGANICS BY EPA METHOD 8260B
Library : C:\DATABASE\NIST98.L

****

Peak Number 7 Substituted benzene Concentration Rank 1

R.T.	EstConc	Area	Relative to ISTD	R.T.
19.50	160.48 UG	7489440	Chlorobenzene-d5	14.42

Hit# of 5	Tentative ID	MW	MolForm	CAS#	Qual
1	Benzene, 1,2,3,4-tetramethyl-	134	C10H14	000488-23-3	94
2	Benzene, 1,2,3,5-tetramethyl-	134	C10H14	000527-53-7	93
3	Benzene, 1-methyl-2-(1-methylethyl)	134	C10H14	000527-84-4	93
4	Benzene, 1,2,3,5-tetramethyl-	134	C10H14	000527-53-7	91

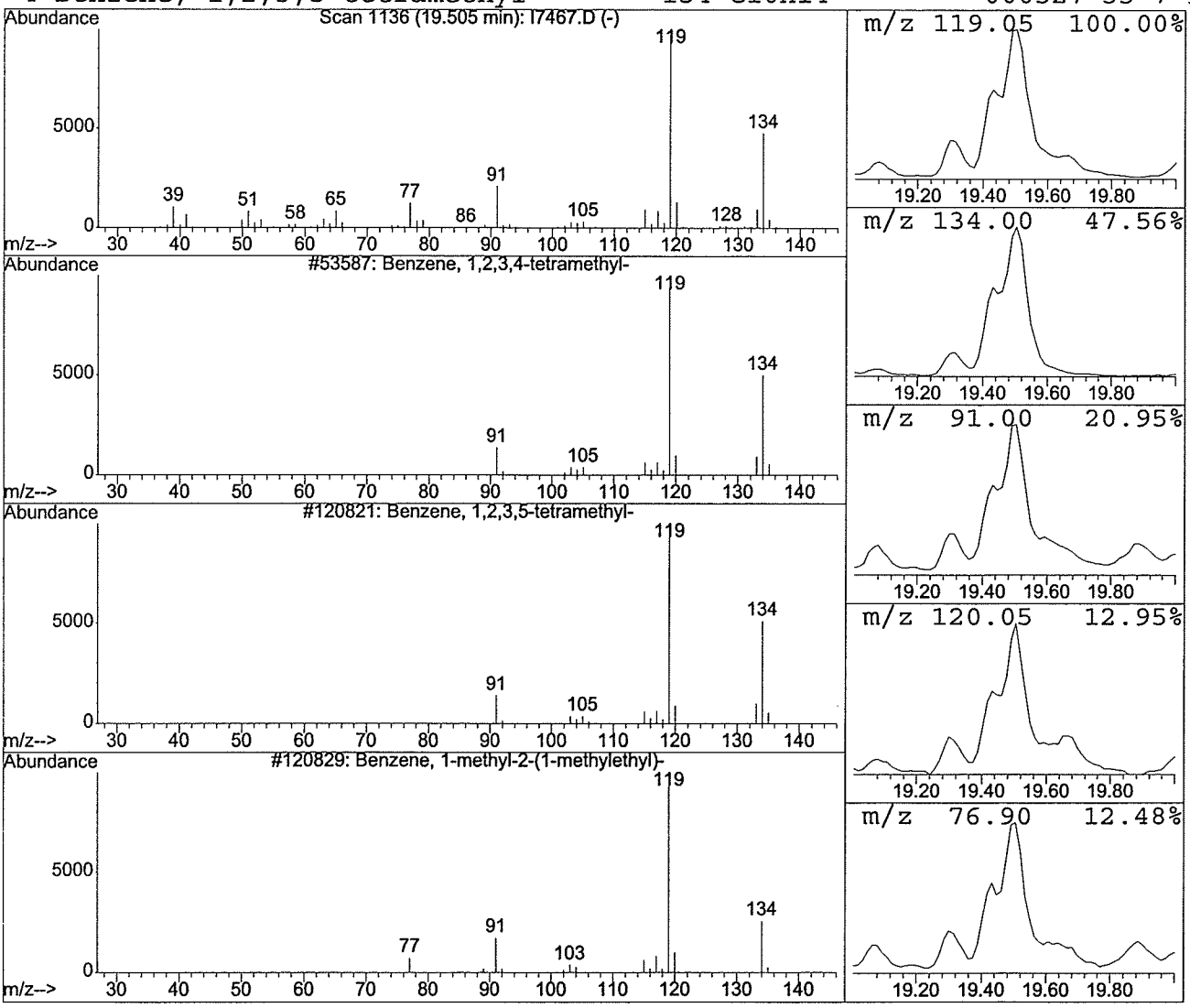

Library Search Compound Report

Data File : C:\HPCHEM\1\DATA\10-15-03\I7467.D Vial: 19
Acq On : 15 Oct 2003 19:37 Operator: DPEI
Sample : AISB-9C/14.5-15,09114-003,S,1g Inst : 5970 - In
Misc : WHITMAN/DEXTER_CHE,10/09/03,10/11/03 Multiplr: 1.00
MS Integration Params: LSCINT.P

Quant Method : C:\HPCHEM\1\METHODS\ISO1014.M (RTE Integrator)
Title : VOLATILE ORGANICS BY EPA METHOD 8260B
Library : C:\DATABASE\NIST98.L

****

Peak Number 8 Substituted benzene Concentration Rank 9

R.T.	EstConc	Area	Relative to ISTD	R.T.
19.89	55.61 UG	2595380	Chlorobenzene-d5	14.42

Hit# of 5	Tentative ID	MW	MolForm	CAS#	Qual
1	Indan, 1-methyl-	132	C10H12	000767-58-8	93
2	Indan, 1-methyl-	132	C10H12	000767-58-8	87
3	Benzene, 2-ethenyl-1,4-dimethyl-	132	C10H12	002039-89-6	86
4	Indan, 1-methyl-	132	C10H12	000767-58-8	81

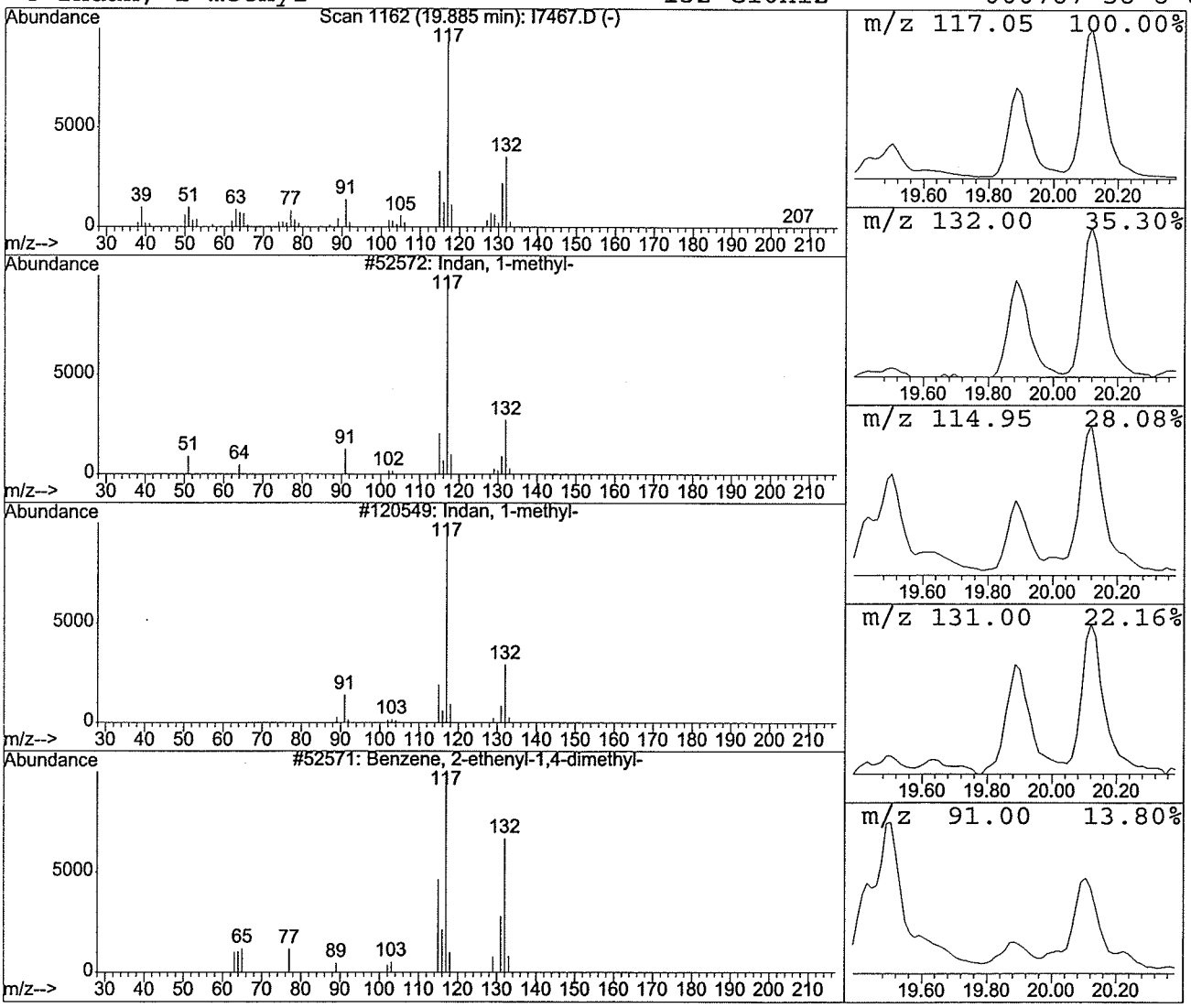

0133

Library Search Compound Report

Data File : C:\HPCHEM\1\DATA\10-15-03\I7467.D Vial: 19
Acq On : 15 Oct 2003 19:37 Operator: DPEI
Sample : AISB-9C/14.5-15,09114-003,S,1g Inst : 5970 - In
Misc : WHITMAN/DEXTER_CHE,10/09/03,10/11/03 Multiplr: 1.00
MS Integration Params: LSCINT.P

Quant Method : C:\HPCHEM\1\METHODS\ISO1014.M (RTE Integrator)
Title : VOLATILE ORGANICS BY EPA METHOD 8260B
Library : C:\DATABASE\NIST98.L

****

Peak Number 9 Substituted benzene Concentration Rank 3

R.T.	EstConc	Area	Relative to ISTD	R.T.
20.11	136.42 UG	6366670	Chlorobenzene-d5	14.42

Hit# of 5	Tentative ID	MW	MolForm	CAS#	Qual
1	Benzene, 2-butenyl-	132	C10H12	001560-06-1	70
2	Benzene, 1-methyl-2-(2-propenyl)-	132	C10H12	001587-04-8	51
3	Benzene, 1-methyl-4-(1-methylethyl)	134	C10H14	000099-87-6	50
4	Benzene, (1-methyl-1-propenyl)-, (E	132	C10H12	000768-00-3	50

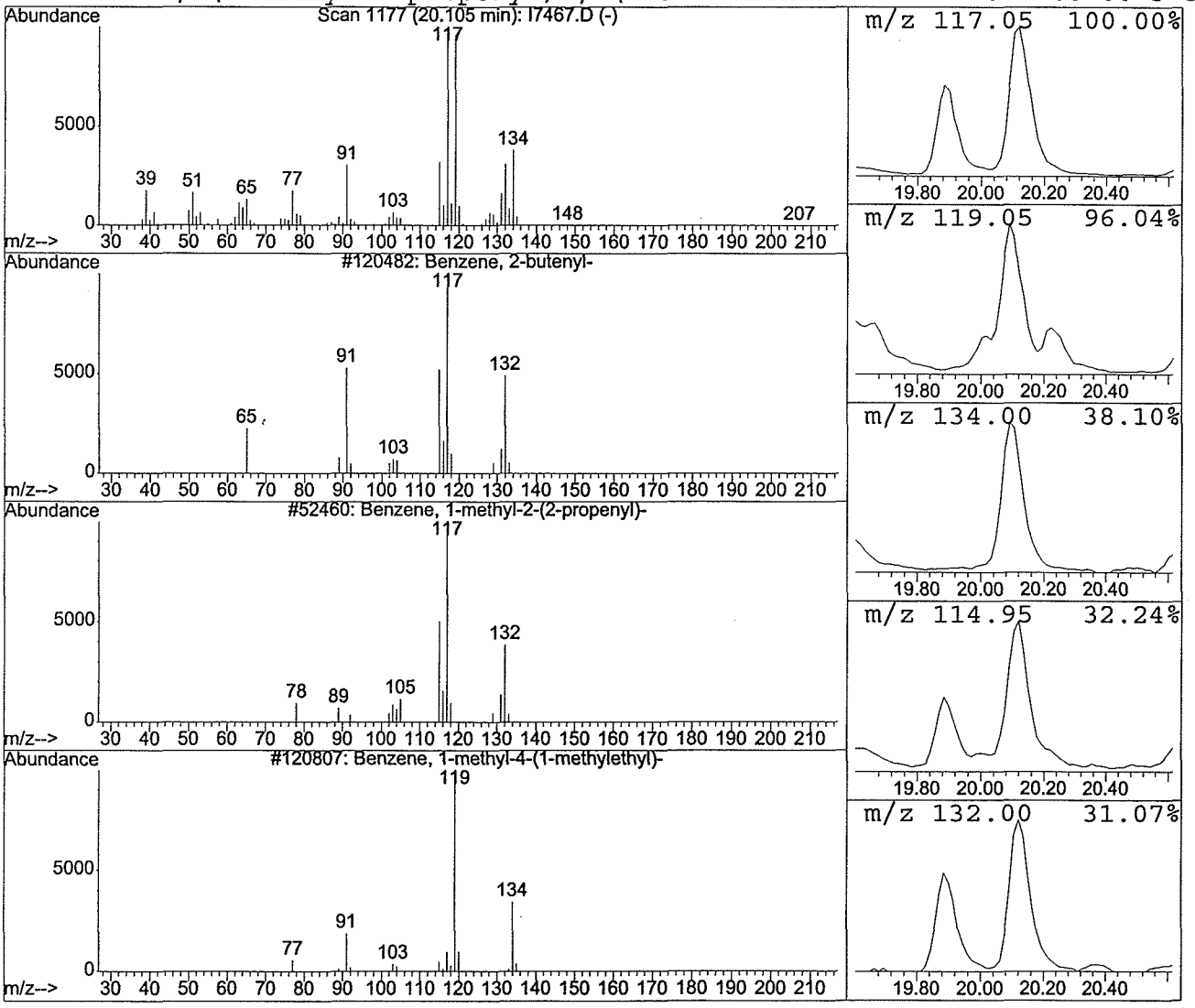

Library Search Compound Report

Data File : C:\HPCHEM\1\DATA\10-15-03\I7467.D Vial: 19
Acq On : 15 Oct 2003 19:37 Operator: DPEI
Sample : AISB-9C/14.5-15,09114-003,S,1g Inst : 5970 - In
Misc : WHITMAN/DEXTER_CHE,10/09/03,10/11/03 Multiplr: 1.00
MS Integration Params: LSCINT.P

Quant Method : C:\HPCHEM\1\METHODS\ISO1014.M (RTE Integrator)
Title : VOLATILE ORGANICS BY EPA METHOD 8260B
Library : C:\DATABASE\NIST98.L

****

Peak Number 10 Substituted benzene Concentration Rank 7

R.T.	EstConc	Area	Relative to ISTD	R.T.
20.65	71.85 UG	3353210	Chlorobenzene-d5	14.42

Hit# of 5	Tentative ID	MW	MolForm	CAS#	Qual
1	Benzene, 1-ethyl-4-(1-methylethyl)-	148	C11H16	004218-48-8	94
2	Benzene, 1-ethyl-3-(1-methylethyl)-	148	C11H16	004920-99-4	91
3	Benzene, 1-ethyl-4-(1-methylethyl)-	148	C11H16	004218-48-8	91
4	Benzene, ethyl-1,2,4-trimethyl-	148	C11H16	054120-62-6	90

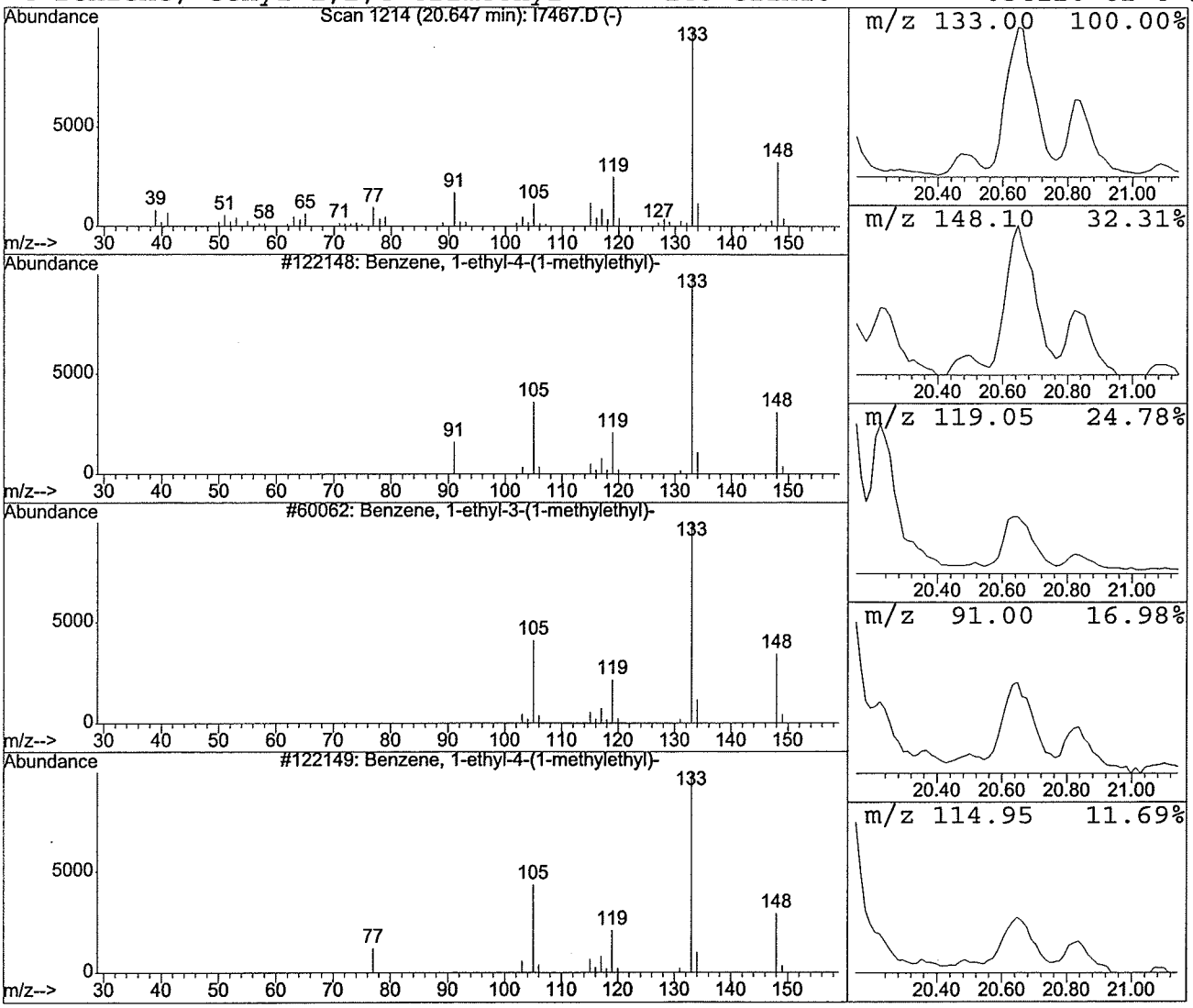

0135

Quantitation Report (QT/LSC Reviewed)

Data File : C:\HPCHEM\1\DATA\10-17-03\F6918.D Vial: 9
Acq On : 17 Oct 2003 14:37 Operator: RB
Sample : AISB-10A/7-7.5,09114-004,S,0.025g,15.2 Inst : 5970 - In
Misc : WHITMAN/DEXTER_CHE,10/09/03,10/11/03,2 Multiplr: 1.00
MS Integration Params: rteint.p
Quant Time: Oct 20 8:58 2003 Quant Results File: FME0929.RES

Quant Method : C:\HPCHEM\1\METHODS\FME0929.M (RTE Integrator)
Title : VOLATILE ORGANICS BY EPA METHOD 8260B
Last Update : Mon Sep 29 17:26:30 2003
Response via : Initial Calibration
DataAcq Meth : VOAF

Internal Standards	R.T.	QIon	Response	Conc	Units		Dev(Min)
1) Pentafluorobenzene	8.97	168	1587225	50.00	UG		-0.06
31) 1,4-Difluorobenzene	10.17	114	2078487	50.00	UG		-0.05
50) Chlorobenzene-d5	15.09	117	1930525	50.00	UG		-0.04
System Monitoring Compounds							
30) 1,2-Dichloroethane-d4	9.44	65	583858	47.08	UG		-0.05
Spiked Amount 50.000	Range 27 - 176		Recovery = 94.16%				
41) Toluene-d8	12.61	98	1874078	49.48	UG		-0.05
Spiked Amount 50.000	Range 20 - 158		Recovery = 98.96%				
59) Bromofluorobenzene	17.18	95	1512840	49.78	UG		-0.04
Spiked Amount 50.000	Range 28 - 148		Recovery = 99.56%				
Target Compounds							Qvalue
53) Ethylbenzene	15.34	91	174708	2.49	UG		99
54) m,p-Xylene	15.55	106	269742	10.82	UG		83
55) o-Xylene	16.26	106	275450	11.08	UG		86
70) 1,3-Dichlorobenzene	19.18	146	63343	1.93	UG	#	99
72) 1,4-Dichlorobenzene	19.34	146	202504	5.52	UG		99
74) 1,2-Dichlorobenzene	20.04	146	369288	11.06	UG	#	100
76) 1,2,4-Trichlorobenzene	23.04	180	1463096	93.04	UG		94
78) Naphthalene	23.49	128	1847506	60.39	UG		100

(#) = qualifier out of range (m) = manual integration

Quantitation Report

Data File : C:\HPCHEM\1\DATA\10-17-03\F6918.D Vial: 9
Acq On : 17 Oct 2003 14:37 Operator: RB
Sample : AISB-10A/7-7.5,09114-004,S,0.025g,15.2 Inst : 5970 - In
Misc : WHITMAN/DEXTER_CHE,10/09/03,10/11/03,2 Multiplr: 1.00
MS Integration Params: rteint.p
Quant Time: Oct 20 8:58 2003 Quant Results File: FME0929.RES

Method : C:\HPCHEM\1\METHODS\FME0929.M (RTE Integrator)
Title : VOLATILE ORGANICS BY EPA METHOD 8260B
Last Update : Mon Sep 29 17:26:30 2003
Response via : Initial Calibration

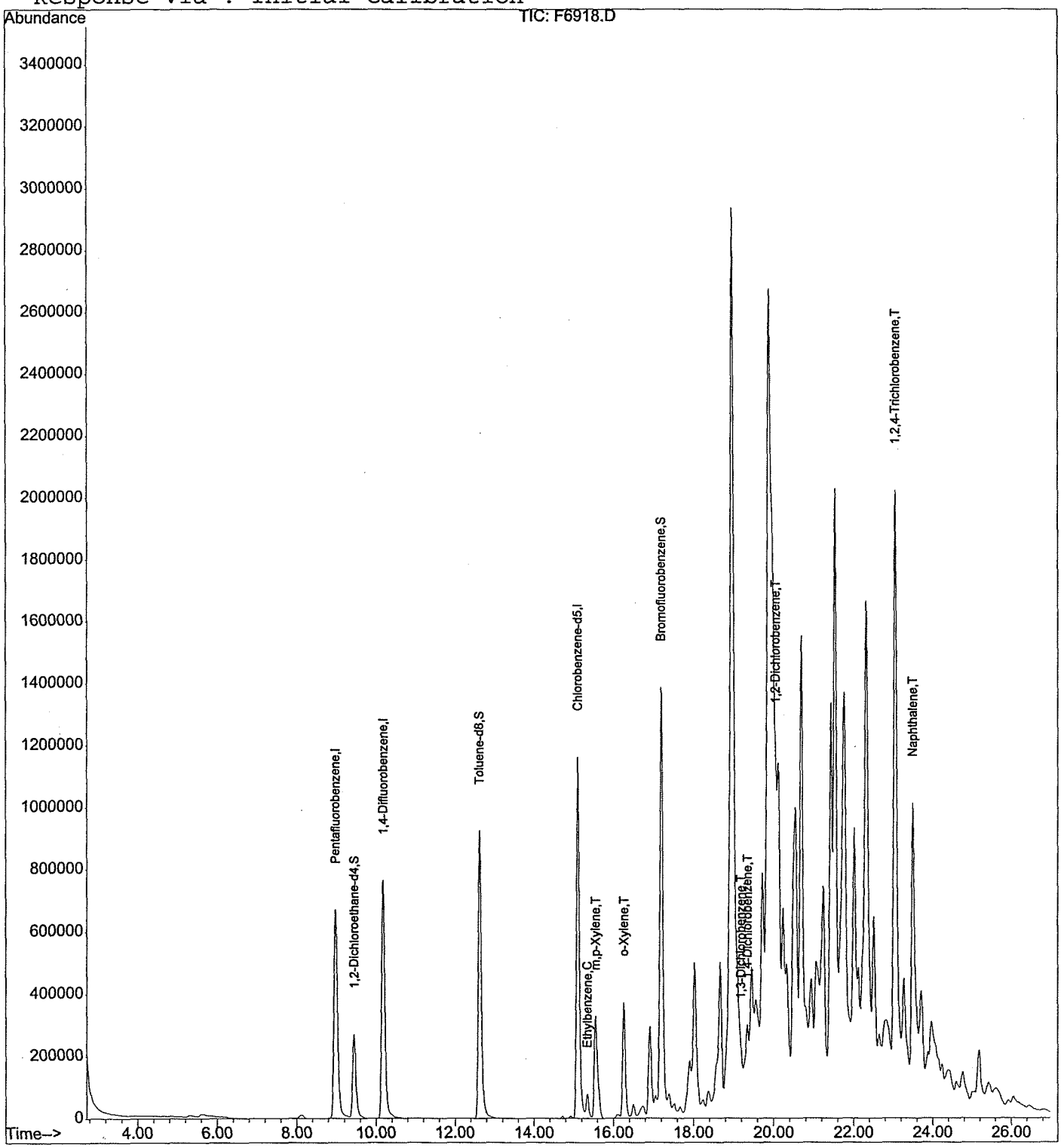

LSC Area Percent Report

Data File : C:\HPCHEM\1\DATA\10-17-03\F6918.D Vial: 9
Acq On : 17 Oct 2003 14:37 Operator: RB
Sample : AISB-10A/7-7.5,09114-004,S,0.025g,15.2 Inst : 5970 - In
Misc : WHITMAN/DEXTER_CHE,10/09/03,10/11/03,2 Multiplr: 1.00
MS Integration Params: LSCINT.P

Method : C:\HPCHEM\1\METHODS\FME0929.M (RTE Integrator)
Title : VOLATILE ORGANICS BY EPA METHOD 8260B
Smoothing : ON Filtering: 5
Sampling : 1 Min Area: 0 Area counts
Start Thrs: 0.001 Max Peaks: 100
Stop Thrs : 0.001 Peak Location: TOP

If leading or trailing edge < 100 prefer < Baseline drop else tangent >
Peak separation: 5

Signal : TIC

peak #	R.T. min	first scan	max scan	last scan	PK TY	peak height	corr. area	corr. % max.	% of total
1	8.968	418	426	451	rBV	669662	4363842	20.77%	2.810%
2	9.438	451	458	478	rVB	268030	1621487	7.72%	1.044%
3	10.173	500	508	541	rBV	765018	4520794	21.52%	2.911%
4	12.612	667	674	697	rBV	927300	5037767	23.98%	3.244%
5	15.095	837	843	856	rBV	1162658	5702021	27.14%	3.672%
6	15.345	856	860	868	rVV	77278	356107	1.69%	0.229%
7	15.550	868	874	887	rVB2	326859	1934512	9.21%	1.246%
8	16.256	916	922	933	rBV	366682	1703891	8.11%	1.097%
9	16.726	944	954	960	rBV6	31819	231689	1.10%	0.149%
10	16.917	960	967	973	rBV	284029	1496739	7.12%	0.964%
11	17.182	979	985	995	rVB	1328205	6365510	30.30%	4.099%
12	17.903	1024	1034	1036	rBV5	166590	942815	4.49%	0.607%
13	18.020	1037	1042	1052	rVB2	457246	2584356	12.30%	1.664%
14	18.359	1061	1065	1071	rBV2	49248	268359	1.28%	0.173%
15	18.668	1071	1086	1092	rBV3	449160	2839094	13.51%	1.828%
16	18.947	1092	1105	1124	rBV2	2842576	21010454	100.00%	13.531%
17	19.345	1128	1132	1135	rBV2	106038	414670	1.97%	0.267%
18	19.448	1135	1139	1143	rBV	238744	1031864	4.91%	0.665%
19	19.713	1152	1157	1161	rBV	495452	2313306	11.01%	1.490%
20	19.875	1161	1168	1181	rVV7	2144590	20476764	97.46%	13.187%
21	20.229	1189	1192	1196	rVB2	212615	620382	2.95%	0.400%
22	20.539	1204	1213	1218	rBV	802153	5665364	26.96%	3.648%
23	20.686	1218	1223	1234	rVV	1318132	6463528	30.76%	4.162%
24	20.937	1235	1240	1244	rVV4	176737	778161	3.70%	0.501%
25	21.054	1244	1248	1254	rVV5	217968	1406857	6.70%	0.906%
26	21.231	1257	1260	1267	rVB	547926	2480318	11.81%	1.597%
27	21.423	1267	1273	1276	rBV	1138822	5024950	23.92%	3.236%
28	21.526	1276	1280	1286	rVV	1659210	7342548	34.95%	4.729%
29	21.747	1286	1295	1306	rVB4	1060228	7282600	34.66%	4.690%
30	22.013	1307	1313	1318	rBV3	622862	2970604	14.14%	1.913%
31	22.308	1324	1333	1342	rVV3	1342455	8215865	39.10%	5.291%

0138

32	22.514	1342	1347	1353	rVB	417074	1919260	9.13%	1.236%
33	23.045	1376	1383	1393	rBV2	1804948	9610276	45.74%	6.189%
34	23.266	1394	1398	1407	rVB2	279123	1460960	6.95%	0.941%
35	23.487	1408	1413	1423	rBV	843973	4712427	22.43%	3.035%
36	23.693	1424	1427	1434	rVB2	252977	1268227	6.04%	0.817%
37	23.958	1441	1445	1461	rVB5	159801	1420634	6.76%	0.915%
38	24.753	1495	1499	1510	rVB3	89311	636344	3.03%	0.410%
39	25.179	1521	1528	1537	rVB	143567	786328	3.74%	0.506%

Sum of corrected areas: 155281674

F6918.D FME0929.M Mon Oct 20 09:23:32 2003 MSD_F

LSC Report - Integrated Chromatogram

File : C:\HPCHEM\1\DATA\10-17-03\F6918.D
Operator : RB
Acquired : 17 Oct 2003 14:37 using AcqMethod VOAF
Instrument : 5970 - In
Sample Name: AISB-10A/7-7.5,09114-004,S,0.025g,15.2
Misc Info : WHITMAN/DEXTER_CHE,10/09/03,10/11/03,2
Vial Number: 9
Quant File :FME0929.RES (RTE Integrator)

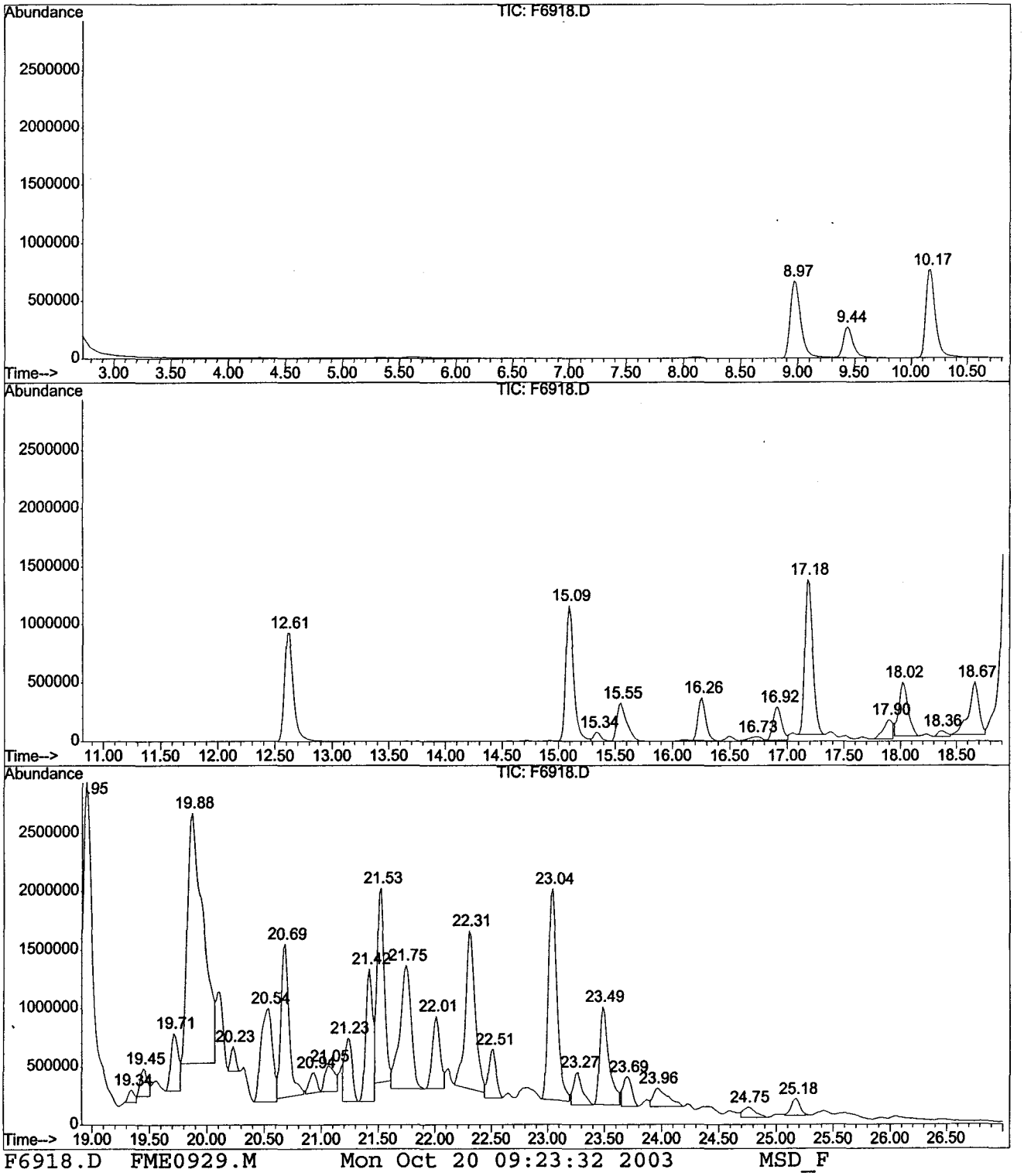

F6918.D FME0929.M Mon Oct 20 09:23:32 2003 MSD_F

Library Search Compound Report

Data File : C:\HPCHEM\1\DATA\10-17-03\F6918.D Vial: 9
Acq On : 17 Oct 2003 14:37 Operator: RB
Sample : AISB-10A/7-7.5,09114-004,S,0.025g,15.2 Inst : 5970 - In
Misc : WHITMAN/DEXTER_CHE,10/09/03,10/11/03,2 Multiplr: 1.00
MS Integration Params: LSCINT.P

Quant Method : C:\HPCHEM\1\METHODS\FME0929.M (RTE Integrator)
Title : VOLATILE ORGANICS BY EPA METHOD 8260B
Library : C:\DATABASE\NIST98.L

****

Peak Number 1 Substituted benzene Concentration Rank 10

R.T.	EstConc	Area	Relative to ISTD	R.T.
18.67	24.90 UG	2839090	Chlorobenzene-d5	15.09

Hit# of 5	Tentative ID	MW	MolForm	CAS#	Qual
1	Benzene, 1,2,3-trimethyl-	120	C9H12	000526-73-8	97
2	Benzene, 1,3,5-trimethyl-	120	C9H12	000108-67-8	97
3	Benzene, 1,2,3-trimethyl-	120	C9H12	000526-73-8	95
4	Benzene, 1,2,4-trimethyl-	120	C9H12	000095-63-6	94

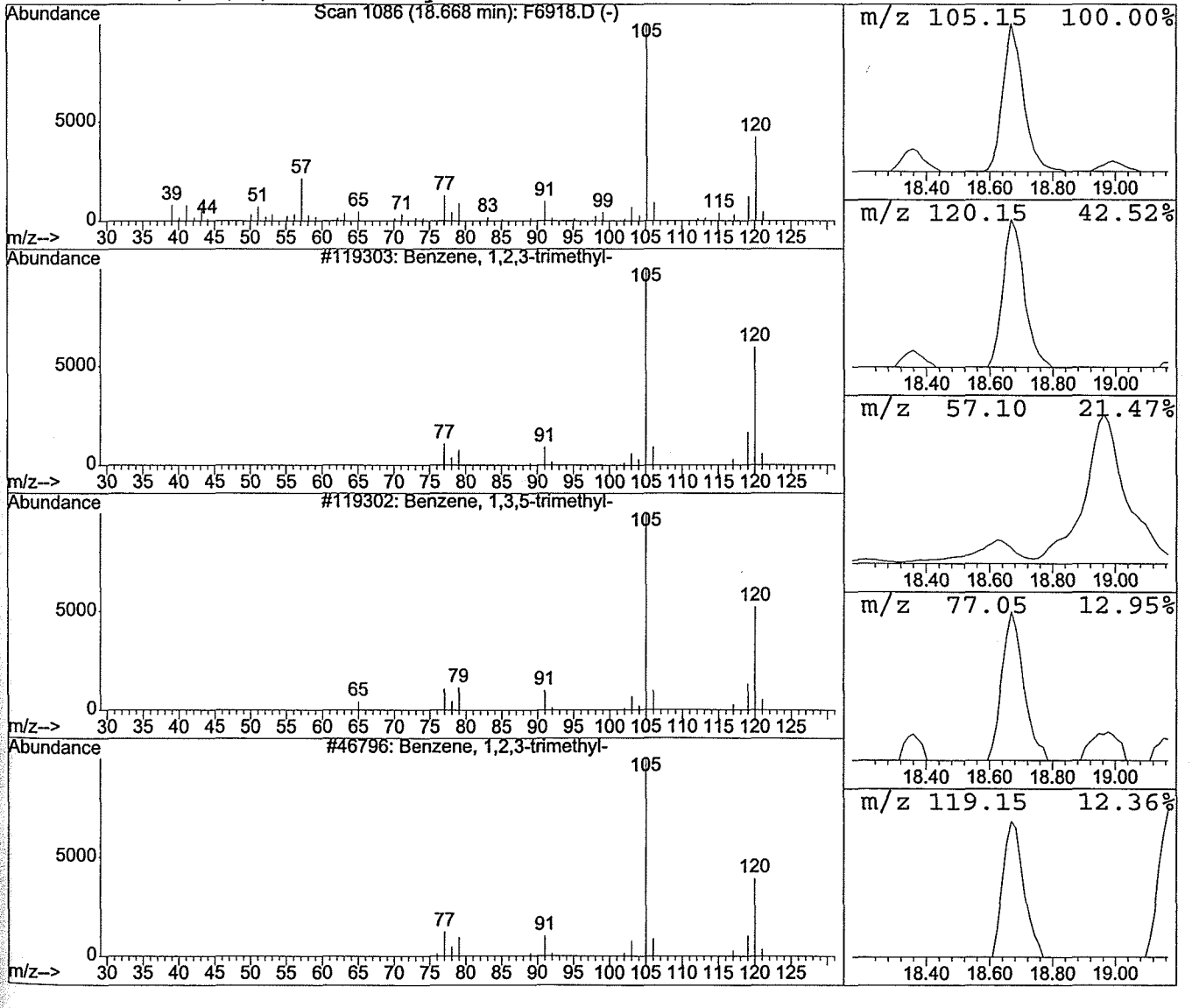

Library Search Compound Report

Data File : C:\HPCHEM\1\DATA\10-17-03\F6918.D Vial: 9
Acq On : 17 Oct 2003 14:37 Operator: RB
Sample : AISB-10A/7-7.5,09114-004,S,0.025g,15.2 Inst : 5970 - In
Misc : WHITMAN/DEXTER_CHE,10/09/03,10/11/03,2 Multiplr: 1.00
MS Integration Params: LSCINT.P

Quant Method : C:\HPCHEM\1\METHODS\FME0929.M (RTE Integrator)
Title : VOLATILE ORGANICS BY EPA METHOD 8260B
Library : C:\DATABASE\NIST98.L

****

Peak Number 2 Unknown alkane Concentration Rank 1

R.T.	EstConc	Area	Relative to ISTD	R.T.
18.95	184.24 UG	21010500	Chlorobenzene-d5	15.09

Hit# of 5	Tentative ID	MW	MolForm	CAS#	Qual
1	Isooctanol	130	C8H18O	026952-21-6	90
2	1-Heptanol, 6-methyl-	130	C8H18O	001653-40-3	86
3	Isooctanol	130	C8H18O	026952-21-6	78
4	2-Dodecene, 4-methyl-	182	C13H26	056851-45-7	59

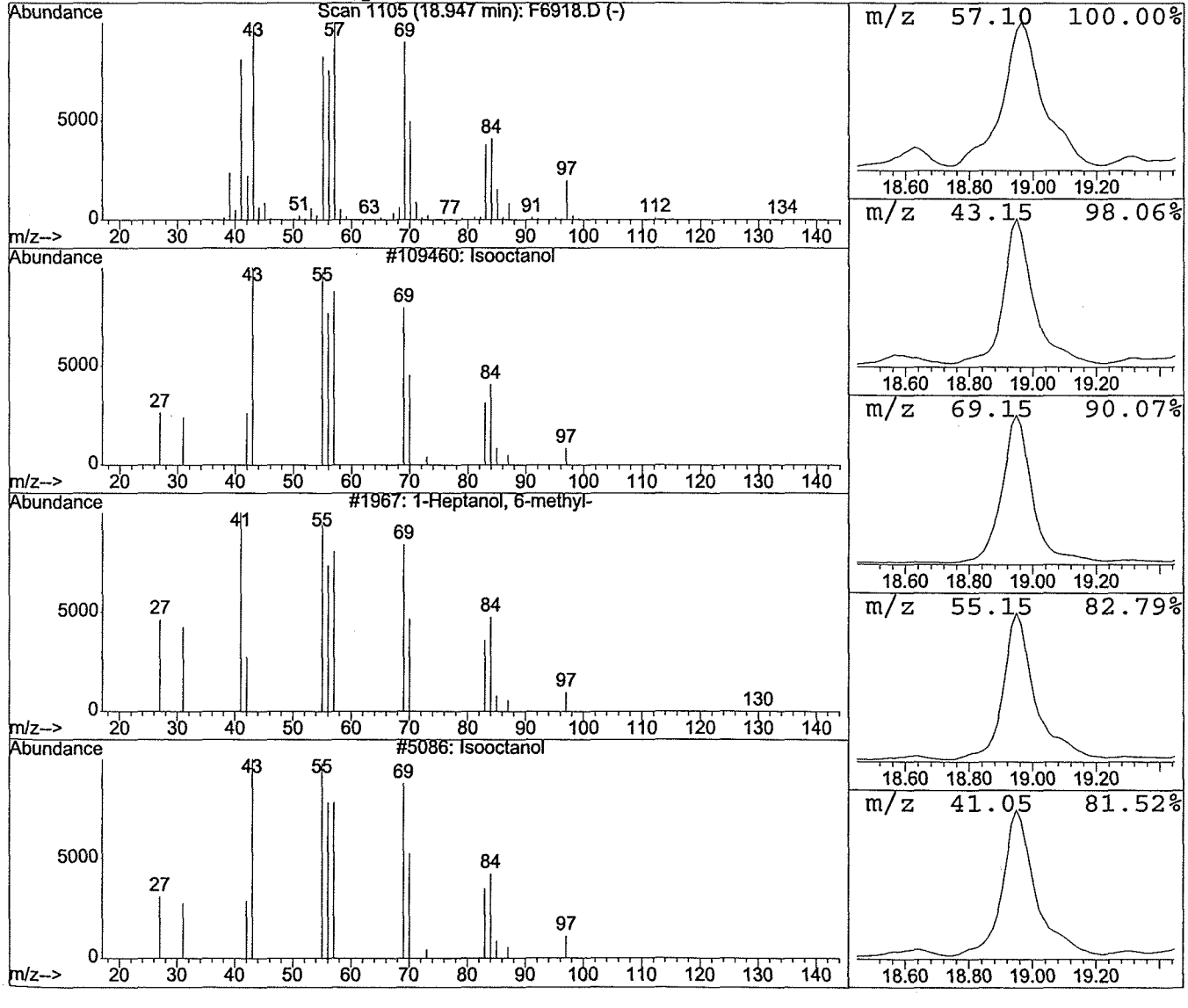

0142

Library Search Compound Report

Data File : C:\HPCHEM\1\DATA\10-17-03\F6918.D Vial: 9
Acq On : 17 Oct 2003 14:37 Operator: RB
Sample : AISB-10A/7-7.5,09114-004,S,0.025g,15.2 Inst : 5970 - In
Misc : WHITMAN/DEXTER_CHE,10/09/03,10/11/03,2 Multiplr: 1.00
MS Integration Params: LSCINT.P

Quant Method : C:\HPCHEM\1\METHODS\FME0929.M (RTE Integrator)
Title : VOLATILE ORGANICS BY EPA METHOD 8260B
Library : C:\DATABASE\NIST98.L

****

Peak Number 3 Unknown alkane Concentration Rank 2

R.T.	EstConc	Area	Relative to ISTD	R.T.
19.88	179.56 UG	20476800	Chlorobenzene-d5	15.09

Hit# of 5	Tentative ID	MW	MolForm	CAS#	Qual
1	1-Heptanol, 4-methyl-	130	C8H18O	000817-91-4	64
2	Cyclopropane, 1,2-dimethyl-1-pentyl	140	C10H20	062238-04-4	53
3	(s)-3-Ethyl-4-methylpentanol	130	C8H18O	1000144-07-1	53
4	Pentane, 3-methylene-	84	C6H12	000760-21-4	52

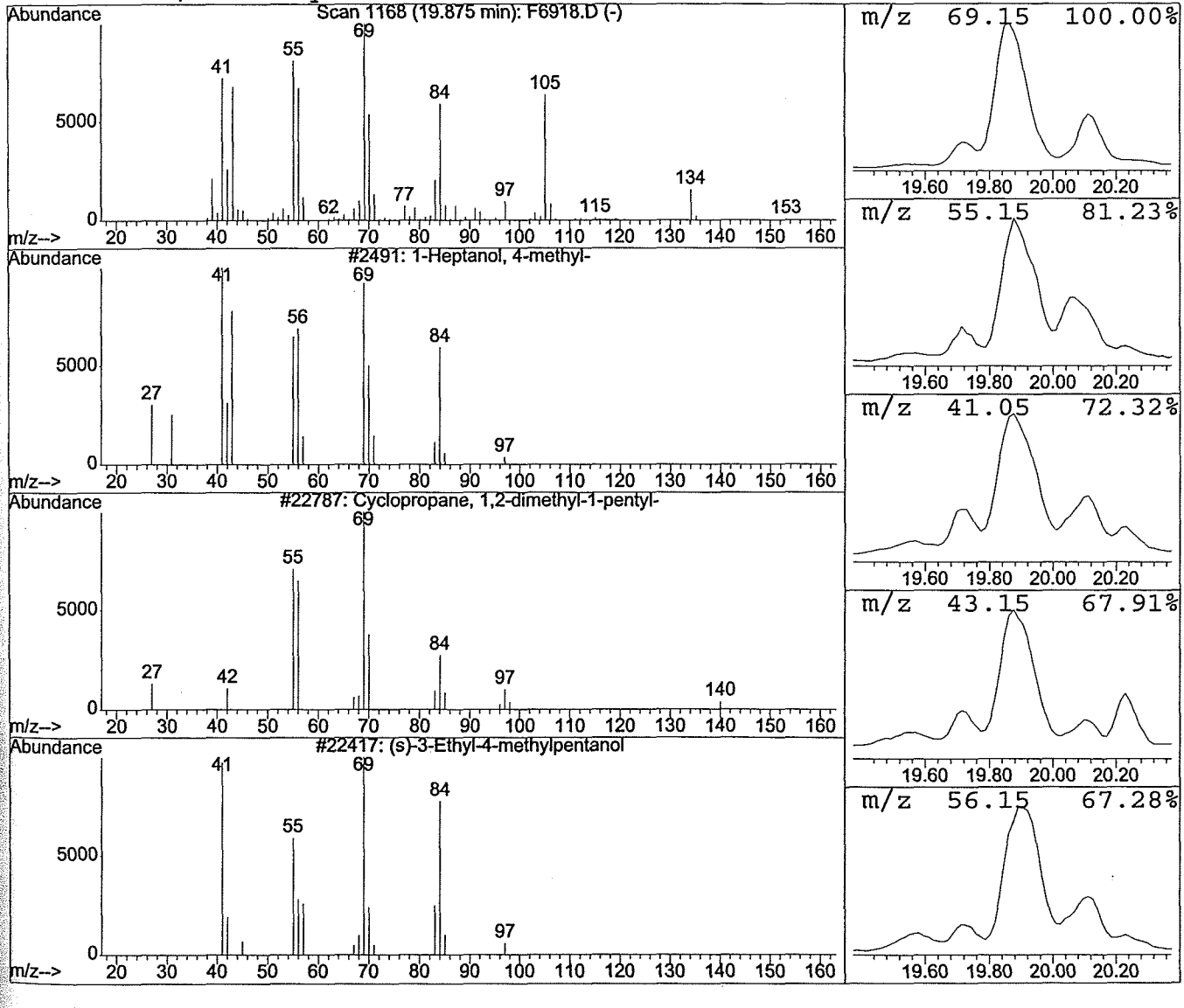

0143

Library Search Compound Report

Data File : C:\HPCHEM\1\DATA\10-17-03\F6918.D Vial: 9
Acq On : 17 Oct 2003 14:37 Operator: RB
Sample : AISB-10A/7-7.5,09114-004,S,0.025g,15.2 Inst : 5970 - In
Misc : WHITMAN/DEXTER_CHE,10/09/03,10/11/03,2 Multiplr: 1.00
MS Integration Params: LSCINT.P

Quant Method : C:\HPCHEM\1\METHODS\FME0929.M (RTE Integrator)
Title : VOLATILE ORGANICS BY EPA METHOD 8260B
Library : C:\DATABASE\NIST98.L

****

Peak Number 4 Substituted benzene Concentration Rank 7

R.T.	EstConc	Area	Relative to ISTD	R.T.
20.54	49.68 UG	5665360	Chlorobenzene-d5	15.09

Hit# of 5	Tentative ID	MW	MolForm	CAS#	Qual
1	Benzene, 1-methyl-3-(1-methylethyl)	134	C10H14	000535-77-3	97
2	Benzene, 1-methyl-4-(1-methylethyl)	134	C10H14	000099-87-6	97
3	Benzene, 1-methyl-2-(1-methylethyl)	134	C10H14	000527-84-4	97
4	Benzene, 1-methyl-3-(1-methylethyl)	134	C10H14	000535-77-3	97

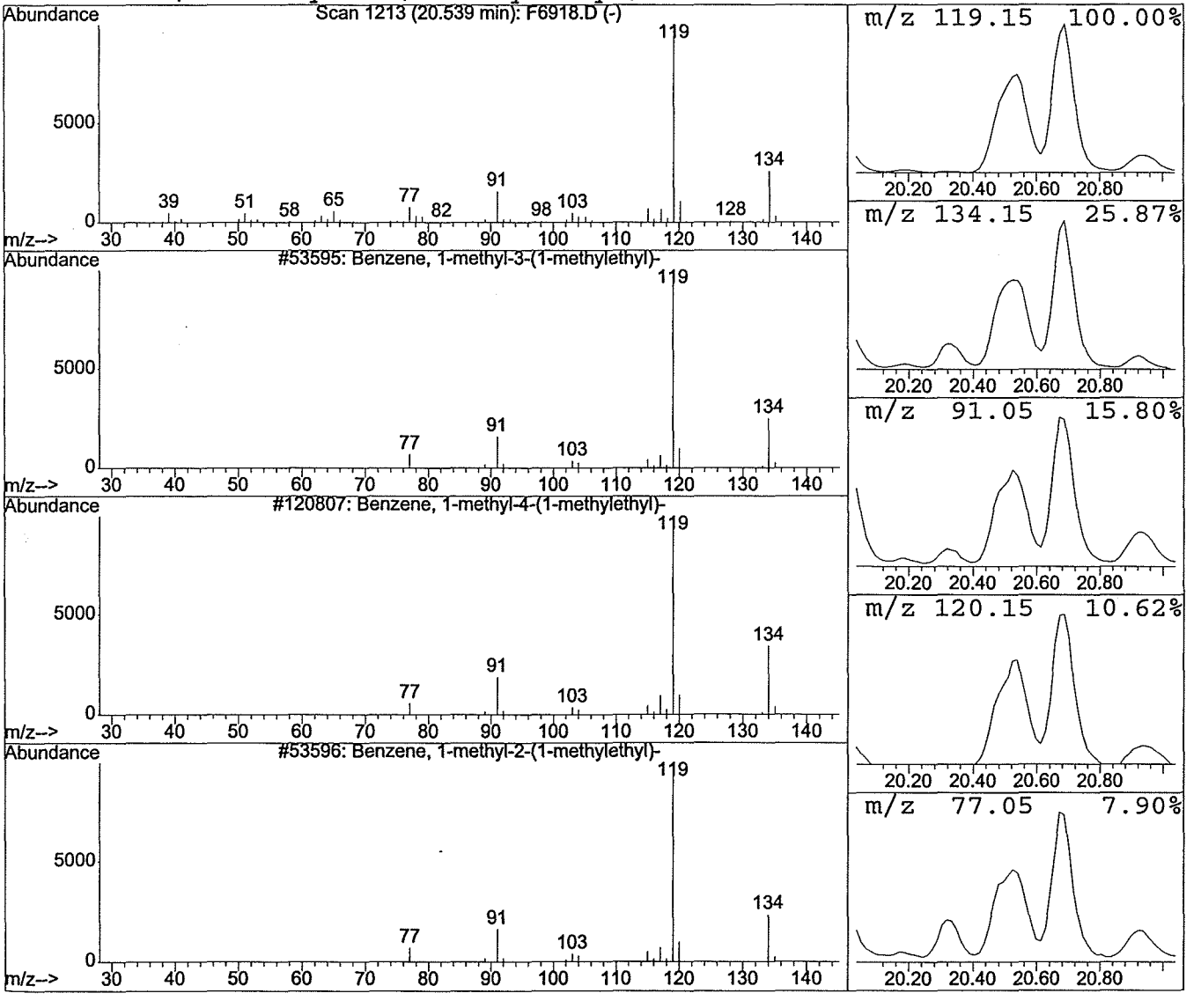

Library Search Compound Report

Data File : C:\HPCHEM\1\DATA\10-17-03\F6918.D Vial: 9
Acq On : 17 Oct 2003 14:37 Operator: RB
Sample : AISB-10A/7-7.5,09114-004,S,0.025g,15.2 Inst : 5970 - In
Misc : WHITMAN/DEXTER_CHE,10/09/03,10/11/03,2 Multiplr: 1.00
MS Integration Params: LSCINT.P

Quant Method : C:\HPCHEM\1\METHODS\FME0929.M (RTE Integrator)
Title : VOLATILE ORGANICS BY EPA METHOD 8260B
Library : C:\DATABASE\NIST98.L

****

Peak Number 5 Substituted benzene Concentration Rank 6

R.T.	EstConc	Area	Relative to ISTD	R.T.
20.69	56.68 UG	6463530	Chlorobenzene-d5	15.09

Hit# of 5	Tentative ID	MW	MolForm	CAS#	Qual
1	Benzene, 2-ethyl-1,4-dimethyl-	134	C10H14	001758-88-9	95
2	Benzene, 4-ethyl-1,2-dimethyl-	134	C10H14	000934-80-5	95
3	Benzene, 1-methyl-4-(1-methylethyl)	134	C10H14	000099-87-6	95
4	Benzene, 1-methyl-2-(1-methylethyl)	134	C10H14	000527-84-4	95

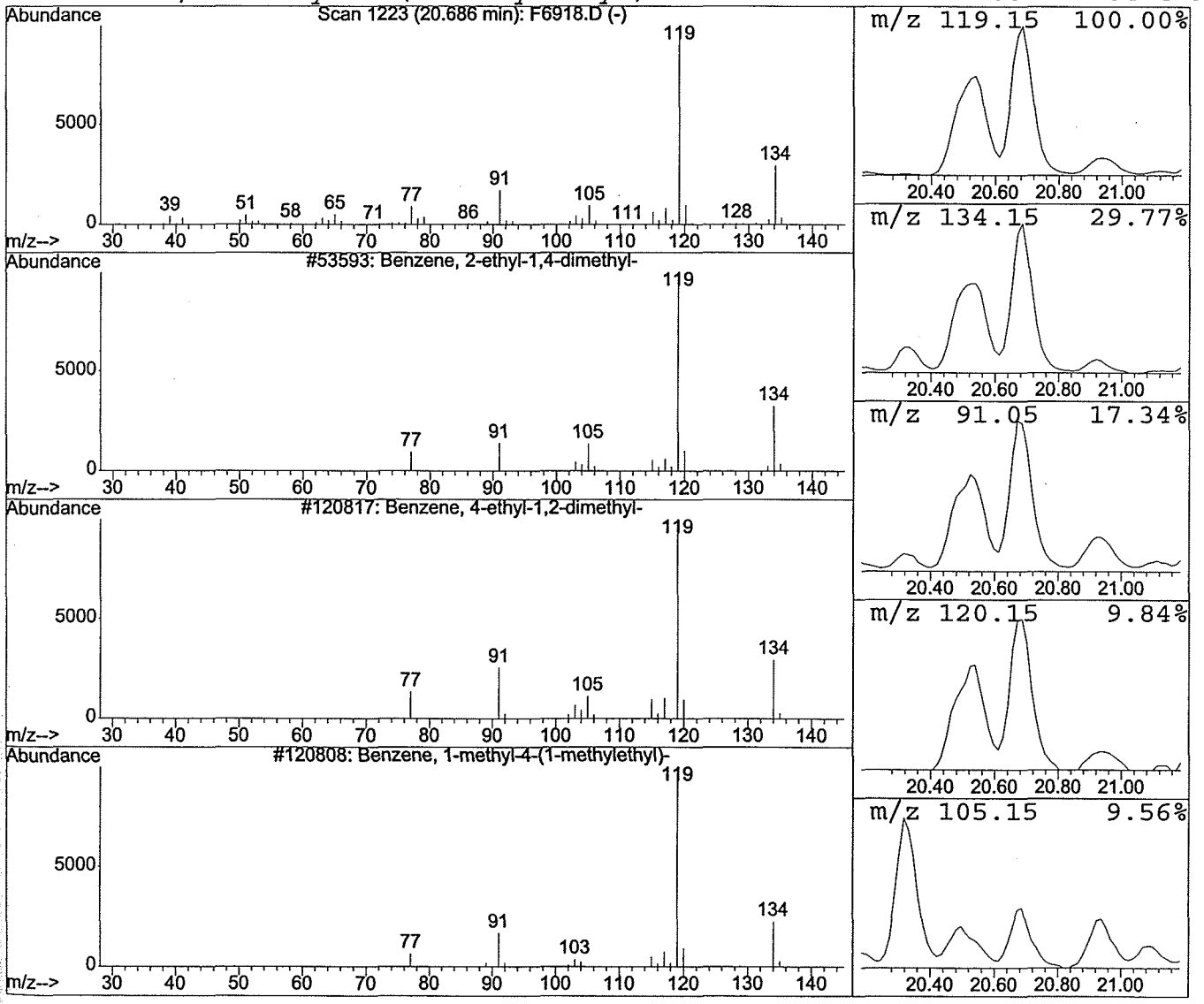

Data File : C:\HPCHEM\1\DATA\10-17-03\F6918.D Vial: 9
Acq On : 17 Oct 2003 14:37 Operator: RB
Sample : AISB-10A/7-7.5,09114-004,S,0.025g,15.2 Inst : 5970 - In
Misc : WHITMAN/DEXTER_CHE,10/09/03,10/11/03,2 Multiplr: 1.00
MS Integration Params: LSCINT.P

Quant Method : C:\HPCHEM\1\METHODS\FME0929.M (RTE Integrator)
Title : VOLATILE ORGANICS BY EPA METHOD 8260B
Library : C:\DATABASE\NIST98.L

****

Peak Number 6 Substituted benzene Concentration Rank 8

R.T.	EstConc	Area	Relative to ISTD	R.T.
21.42	44.06 UG	5024950	Chlorobenzene-d5	15.09

Hit# of 5	Tentative ID	MW	MolForm	CAS#	Qual
1	Benzene, 1,2,4,5-tetramethyl-	134	C10H14	000095-93-2	97
2	Benzene, 1,2,3,5-tetramethyl-	134	C10H14	000527-53-7	95
3	Benzene, 1,2,4,5-tetramethyl-	134	C10H14	000095-93-2	95
4	Benzene, 1,2,3,4-tetramethyl-	134	C10H14	000488-23-3	95

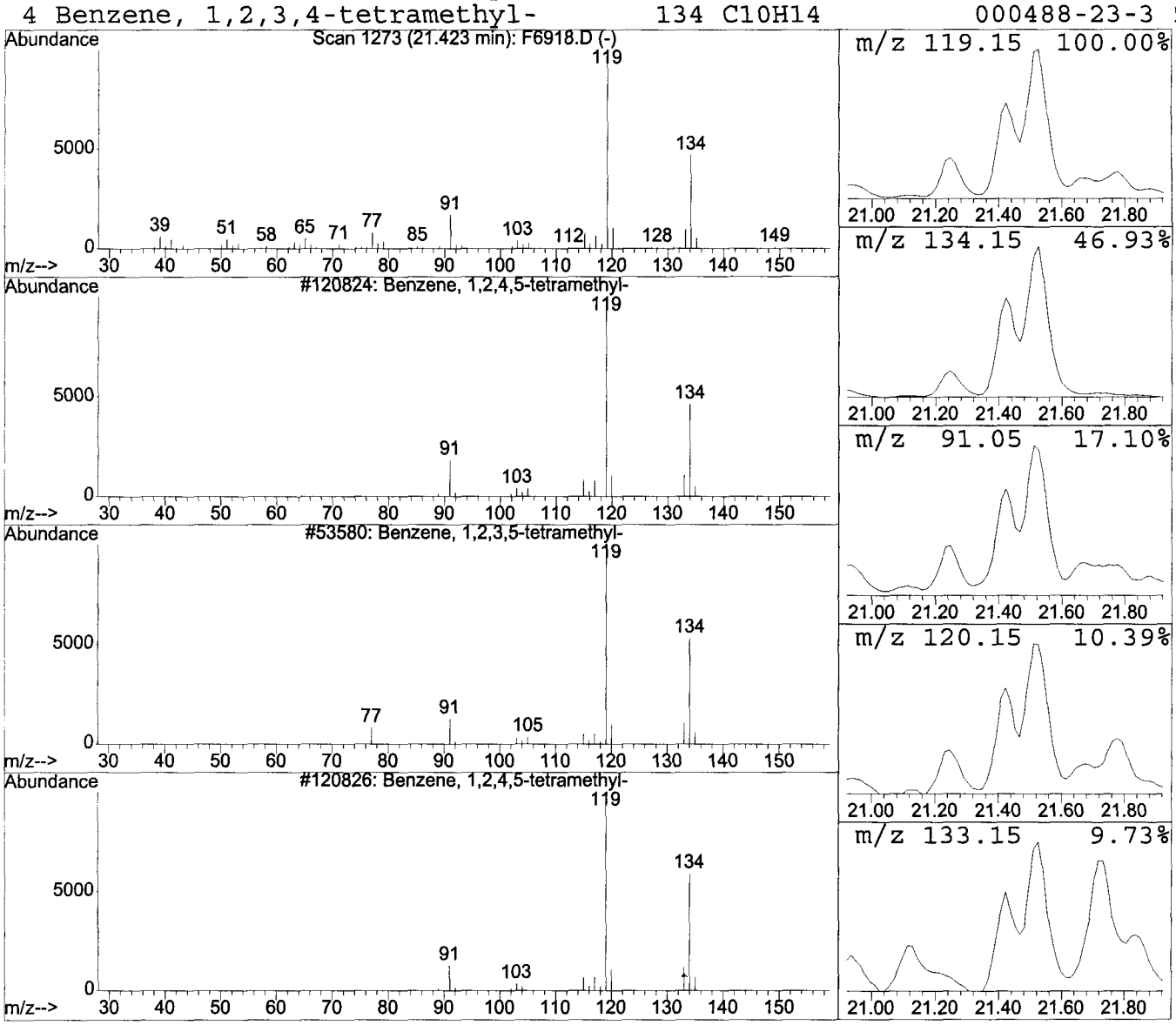

Library Search Compound Report

Data File : C:\HPCHEM\1\DATA\10-17-03\F6918.D Vial: 9
Acq On : 17 Oct 2003 14:37 Operator: RB
Sample : AISB-10A/7-7.5,09114-004,S,0.025g,15.2 Inst : 5970 - In
Misc : WHITMAN/DEXTER_CHE,10/09/03,10/11/03,2 Multiplr: 1.00
MS Integration Params: LSCINT.P

Quant Method : C:\HPCHEM\1\METHODS\FME0929.M (RTE Integrator)
Title : VOLATILE ORGANICS BY EPA METHOD 8260B
Library : C:\DATABASE\NIST98.L

****

Peak Number 7 Substituted benzene Concentration Rank 4

R.T.	EstConc	Area	Relative to ISTD	R.T.
21.53	64.39 UG	7342550	Chlorobenzene-d5	15.09

Hit# of 5	Tentative ID	MW	MolForm	CAS#	Qual
1	Benzene, 1,2,3,5-tetramethyl-	134	C10H14	000527-53-7	97
2	Benzene, 1,2,4,5-tetramethyl-	134	C10H14	000095-93-2	95
3	Benzene, 1,2,3,4-tetramethyl-	134	C10H14	000488-23-3	94
4	Benzene, 1-ethyl-2,4-dimethyl-	134	C10H14	000874-41-9	94

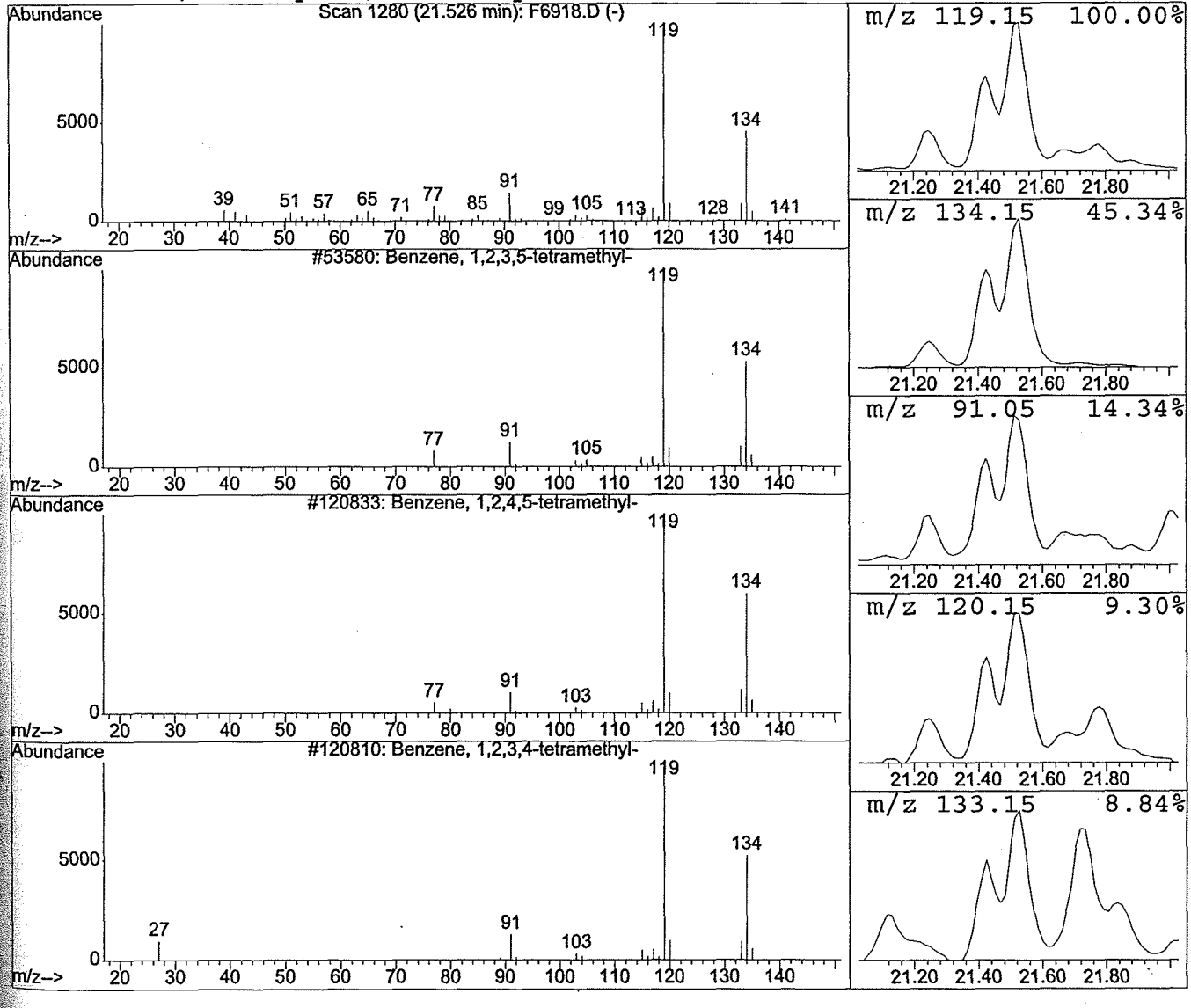

0147

Data File : C:\HPCHEM\1\DATA\10-17-03\F6918.D Vial: 9
Acq On : 17 Oct 2003 14:37 Operator: RB
Sample : AISB-10A/7-7.5,09114-004,S,0.025g,15.2 Inst : 5970 - In
Misc : WHITMAN/DEXTER_CHE,10/09/03,10/11/03,2 Multiplr: 1.00
MS Integration Params: LSCINT.P

Quant Method : C:\HPCHEM\1\METHODS\FME0929.M (RTE Integrator)
Title : VOLATILE ORGANICS BY EPA METHOD 8260B
Library : C:\DATABASE\NIST98.L

****

Peak Number 8 Unknown alkane Concentration Rank 5

R.T.	EstConc	Area	Relative to ISTD	R.T.
21.75	63.86 UG	7282600	Chlorobenzene-d5	15.09

Hit# of 5	Tentative ID	MW	MolForm	CAS#	Qual
1	Octane, 2,6-dimethyl-	142	C10H22	002051-30-1	50
2	Octane, 2,6-dimethyl-	142	C10H22	002051-30-1	50
3	Decane, 2,5,9-trimethyl-	184	C13H28	062108-22-9	47
4	Undecane, 2,6-dimethyl-	184	C13H28	017301-23-4	47

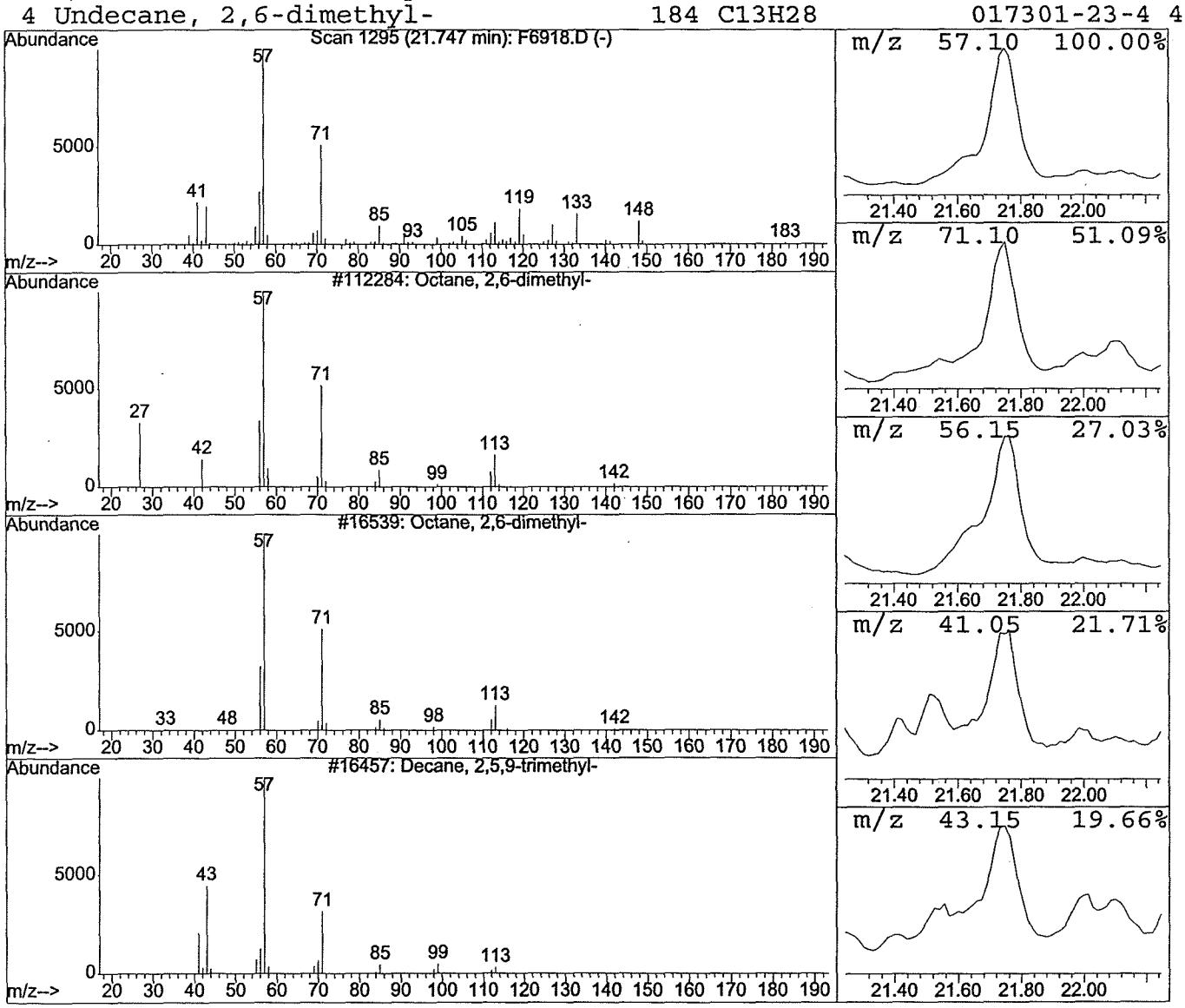

0148

Data File : C:\HPCHEM\1\DATA\10-17-03\F6918.D Vial: 9
Acq On : 17 Oct 2003 14:37 Operator: RB
Sample : AISB-10A/7-7.5,09114-004,S,0.025g,15.2 Inst : 5970 - In
Misc : WHITMAN/DEXTER_CHE,10/09/03,10/11/03,2 Multiplr: 1.00
MS Integration Params: LSCINT.P

Quant Method : C:\HPCHEM\1\METHODS\FME0929.M (RTE Integrator)
Title : VOLATILE ORGANICS BY EPA METHOD 8260B
Library : C:\DATABASE\NIST98.L

****

Peak Number 9 Substituted benzene Concentration Rank 9

R.T.	EstConc	Area	Relative to ISTD	R.T.
22.01	26.05 UG	2970600	Chlorobenzene-d5	15.09

Hit# of 5	Tentative ID	MW	MolForm	CAS#	Qual
1	Benzene, 2-ethenyl-1,4-dimethyl-	132	C10H12	002039-89-6	78
2	Benzene, 2-ethenyl-1,4-dimethyl-	132	C10H12	002039-89-6	78
3	1H-Indene, 2,3-dihydro-4-methyl-	132	C10H12	000824-22-6	70
4	1-Phenyl-1-butene	132	C10H12	000824-90-8	70

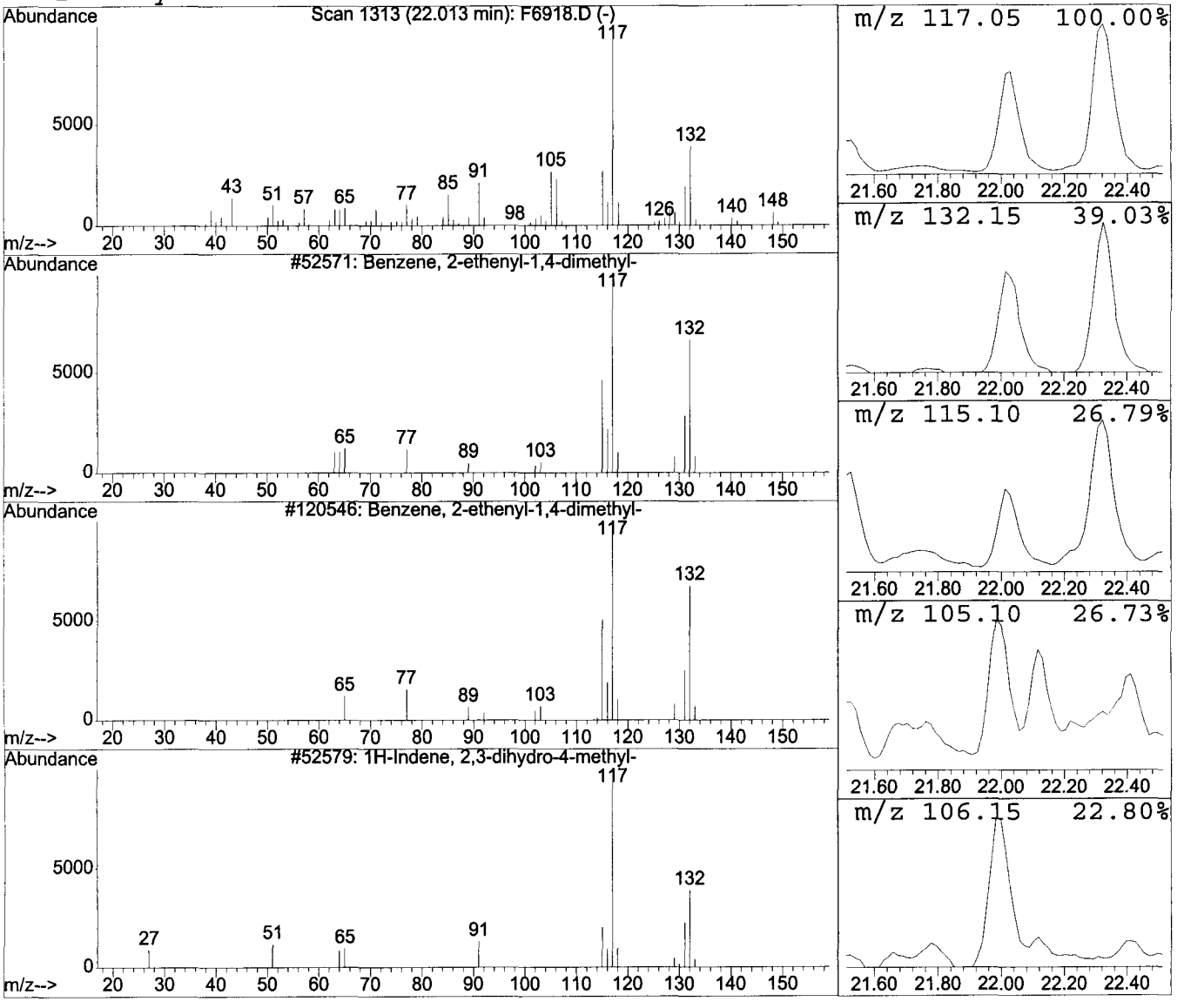

0149

Library Search Compound Report

Data File : C:\HPCHEM\1\DATA\10-17-03\F6918.D Vial: 9
Acq On : 17 Oct 2003 14:37 Operator: RB
Sample : AISB-10A/7-7.5,09114-004,S,0.025g,15.2 Inst : 5970 - In
Misc : WHITMAN/DEXTER_CHE,10/09/03,10/11/03,2 Multiplr: 1.00
MS Integration Params: LSCINT.P

Quant Method : C:\HPCHEM\1\METHODS\FME0929.M (RTE Integrator)
Title : VOLATILE ORGANICS BY EPA METHOD 8260B
Library : C:\DATABASE\NIST98.L

****

Peak Number 10 Substituted benzene Concentration Rank 3

R.T.	EstConc	Area	Relative to ISTD	R.T.
22.31	72.04 UG	8215870	Chlorobenzene-d5	15.09

Hit# of 5	Tentative ID	MW	MolForm	CAS#	Qual
1	1-Phenyl-1-butene	132	C10H12	000824-90-8	87
2	Benzene, (2-methyl-1-propenyl)-	132	C10H12	000768-49-0	55
3	Benzene, 1-methyl-3-(1-methylethyl)	134	C10H14	000535-77-3	53
4	Benzene, 1-methyl-3-(1-methylethyl)	134	C10H14	000535-77-3	53

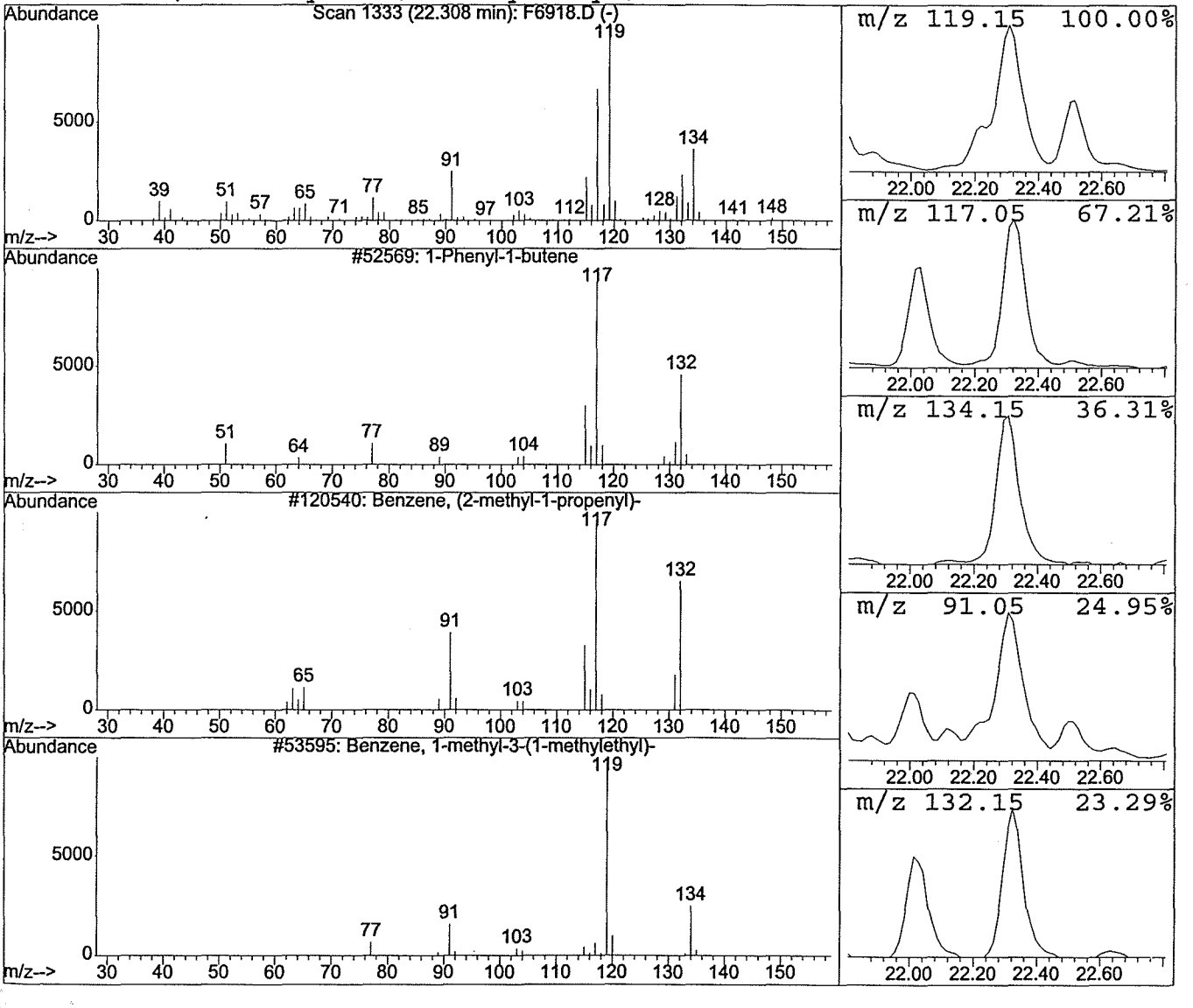

0150

Quantitation Report (QT/LSC Reviewed)

Data File : C:\HPCHEM\1\DATA\10-17-03\F6919.D Vial: 10
Acq On : 17 Oct 2003 15:10 Operator: RB
Sample : AISB-10B/10.5-11,09114-005,S,0.01g,13.7 Inst : 5970 - In
Misc : WHITMAN/DEXTER_CHE,10/09/03,10/11/03 Multiplr: 1.00
MS Integration Params: rteint.p
Quant Time: Oct 20 9:01 2003 Quant Results File: FME0929.RES

Quant Method : C:\HPCHEM\1\METHODS\FME0929.M (RTE Integrator)
Title : VOLATILE ORGANICS BY EPA METHOD 8260B
Last Update : Mon Sep 29 17:26:30 2003
Response via : Initial Calibration
DataAcq Meth : VOAF

Internal Standards	R.T.	QIon	Response	Conc	Units		Dev(Min)
1) Pentafluorobenzene	9.00	168	1710383	50.00	UG		-0.03
31) 1,4-Difluorobenzene	10.19	114	2176961	50.00	UG		-0.03
50) Chlorobenzene-d5	15.11	117	2052317	50.00	UG		-0.02
System Monitoring Compounds							
30) 1,2-Dichloroethane-d4	9.45	65	621469	46.50	UG		-0.03
Spiked Amount 50.000	Range 27 - 176		Recovery = 93.00%				
41) Toluene-d8	12.63	98	1983633	50.00	UG		-0.03
Spiked Amount 50.000	Range 20 - 158		Recovery = 100.00%				
59) Bromofluorobenzene	17.20	95	1592828	49.30	UG		-0.02
Spiked Amount 50.000	Range 28 - 148		Recovery = 98.60%				
Target Compounds							Qvalue
54) m,p-Xylene	15.55	106	73871	2.79	UG		82
55) o-Xylene	16.25	106	59899	2.27	UG		83
72) 1,4-Dichlorobenzene	19.36	146	82344	2.11	UG		98
74) 1,2-Dichlorobenzene	20.03	146	141654	3.99	UG	#	100
76) 1,2,4-Trichlorobenzene	23.05	180	929771	55.62	UG		93
78) Naphthalene	23.51	128	320623	9.86	UG		100

(#) = qualifier out of range (m) = manual integration

Quantitation Report

Data File : C:\HPCHEM\1\DATA\10-17-03\F6919.D Vial: 10
Acq On : 17 Oct 2003 15:10 Operator: RB
Sample : AISB-10B/10.5-11,09114-005,S,0.01g,13.7 Inst : 5970 - In
Misc : WHITMAN/DEXTER_CHE,10/09/03,10/11/03 Multiplr: 1.00
MS Integration Params: rteint.p
Quant Time: Oct 20 9:01 2003 Quant Results File: FME0929.RES

Method : C:\HPCHEM\1\METHODS\FME0929.M (RTE Integrator)
Title : VOLATILE ORGANICS BY EPA METHOD 8260B
Last Update : Mon Sep 29 17:26:30 2003
Response via : Initial Calibration

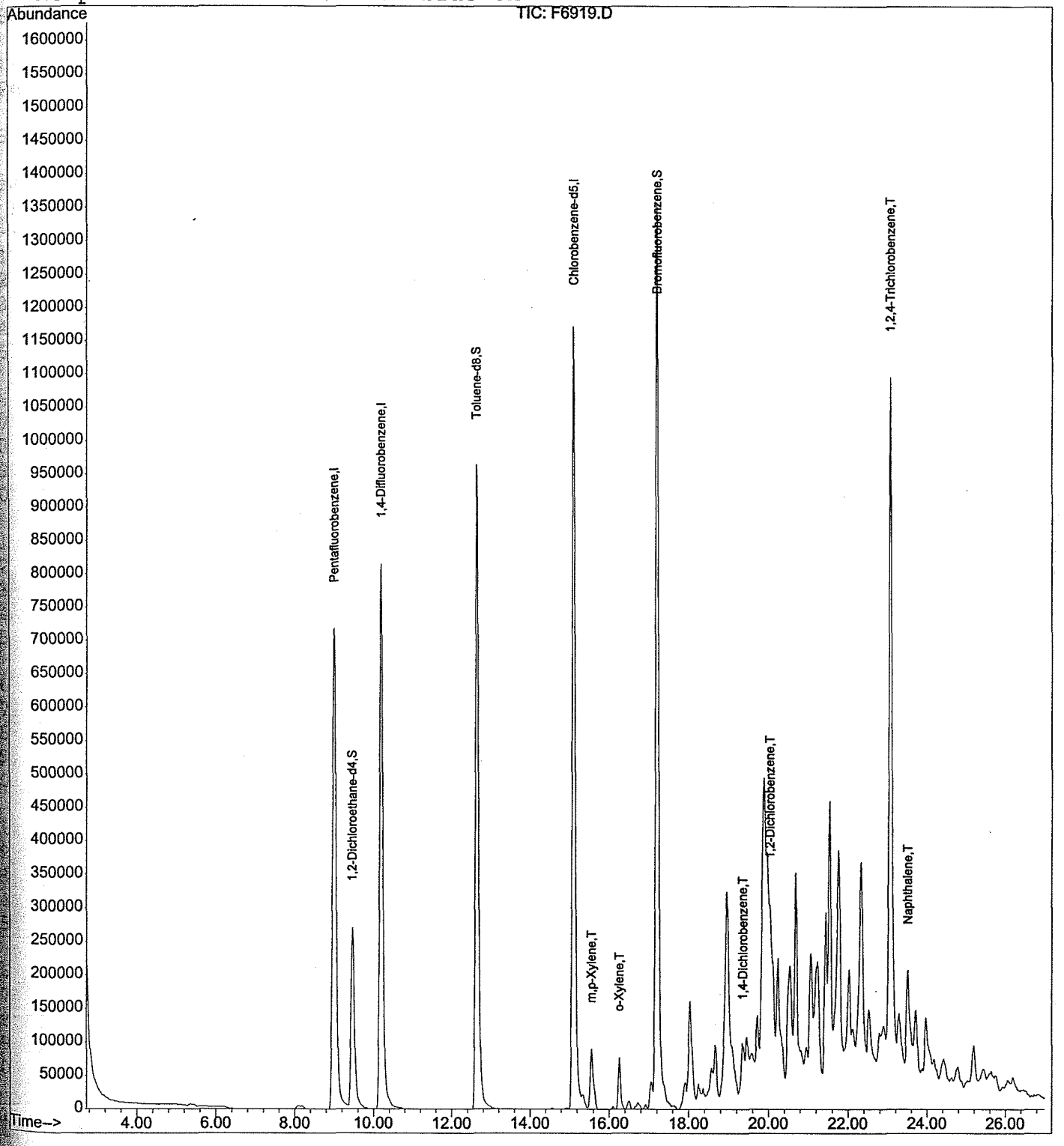

LSC Area Percent Report

Data File : C:\HPCHEM\1\DATA\10-17-03\F6919.D Vial: 10
Acq On : 17 Oct 2003 15:10 Operator: RB
Sample : AISB-10B/10.5-11,09114-005,S,0.01g,13.7 Inst : 5970 - In
Misc : WHITMAN/DEXTER_CHE,10/09/03,10/11/03 Multiplr: 1.00
MS Integration Params: LSCINT.P

Method : C:\HPCHEM\1\METHODS\FME0929.M (RTE Integrator)
Title : VOLATILE ORGANICS BY EPA METHOD 8260B
Smoothing : ON Filtering: 5
Sampling : 1 Min Area: 0 Area counts
Start Thrs: 0.001 Max Peaks: 100
Stop Thrs : 0.001 Peak Location: TOP

If leading or trailing edge < 100 prefer < Baseline drop else tangent >
Peak separation: 5

Signal : TIC

peak #	R.T. min	first scan	max scan	last scan	PK TY	peak height	corr. area	corr. % max.	% of total
1	8.997	420	428	453	rBV	718847	4679488	68.16%	7.917%
2	9.453	453	459	480	rVB2	268709	1694485	24.68%	2.867%
3	10.188	501	509	541	rBV	815055	4752883	69.23%	8.041%
4	12.626	668	675	699	rBV	964119	5233410	76.23%	8.854%
5	15.094	837	843	857	rBV	1171845	5933497	86.42%	10.039%
6	15.550	868	874	885	rVB2	90407	509915	7.43%	0.863%
7	16.255	917	922	931	rBB	77622	319753	4.66%	0.541%
8	17.048	971	976	980	rBV3	39362	204291	2.98%	0.346%
9	17.195	980	986	1005	rVB	1347301	6865620	100.00%	11.616%
10	17.901	1024	1034	1037	rBV4	40104	236184	3.44%	0.400%
11	18.033	1037	1043	1053	rVB4	152178	906757	13.21%	1.534%
12	18.239	1053	1057	1062	rBV3	23392	100681	1.47%	0.170%
13	18.562	1072	1079	1082	rBV3	40930	204286	2.98%	0.346%
14	18.665	1082	1086	1093	rVB2	77087	357908	5.21%	0.606%
15	18.945	1093	1105	1125	rBV4	305388	2667504	38.85%	4.513%
16	19.342	1125	1132	1136	rBV7	76336	416443	6.07%	0.705%
17	19.459	1136	1140	1144	rVV3	35300	137779	2.01%	0.233%
18	19.724	1153	1158	1161	rBV	70046	276623	4.03%	0.468%
19	19.871	1161	1168	1173	rBV6	404717	2756028	40.14%	4.663%
20	20.239	1189	1193	1205	rVB2	179354	1080142	15.73%	1.827%
21	20.533	1205	1213	1219	rBV	168334	1248959	18.19%	2.113%
22	20.680	1219	1223	1231	rVB	269081	1117604	16.28%	1.891%
23	20.945	1237	1241	1244	rBV5	25377	101533	1.48%	0.172%
24	21.063	1244	1249	1253	rVV3	162519	816694	11.90%	1.382%
25	21.225	1255	1260	1269	rVB2	167348	1117658	16.28%	1.891%
26	21.431	1269	1274	1277	rBV	240224	1029242	14.99%	1.741%
27	21.534	1277	1281	1287	rVV	379652	1716527	25.00%	2.904%
28	21.754	1287	1296	1304	rVB3	299958	1903301	27.72%	3.220%
29	22.019	1309	1314	1318	rBV3	110338	453128	6.60%	0.767%
30	22.328	1326	1335	1344	rVB4	283038	1740917	25.36%	2.945%
31	22.519	1344	1348	1358	rVB4	74830	401896	5.85%	0.680%

32	22.784	1362	1366	1368	rBV2	36338	138949	2.02%	0.235%
33	23.049	1378	1384	1396	rVB	996312	4950274	72.10%	8.375%
34	23.285	1396	1400	1409	rVB4	74565	446481	6.50%	0.755%
35	23.505	1410	1415	1424	rBV2	138179	824450	12.01%	1.395%
36	23.711	1425	1429	1437	rVB2	93307	466322	6.79%	0.789%
37	23.961	1441	1446	1457	rBV4	80137	512632	7.47%	0.867%
38	24.417	1471	1477	1487	rVB4	34093	252553	3.68%	0.427%
39	24.784	1497	1502	1507	rVB6	21928	113359	1.65%	0.192%
40	25.181	1523	1529	1537	rBV3	55670	299741	4.37%	0.507%
41	26.181	1595	1597	1609	rVB4	21376	119315	1.74%	0.202%

Sum of corrected areas: 59105212

F6919.D FME0929.M Mon Oct 20 10:01:24 2003 MSD_F

LSC Report - Integrated Chromatogram

File : C:\HPCHEM\1\DATA\10-17-03\F6919.D
Operator : RB
Acquired : 17 Oct 2003 15:10 using AcqMethod VOAF
Instrument : 5970 - In
Sample Name: AISB-10B/10.5-11,09114-005,S,0.01g,13.7
Misc Info : WHITMAN/DEXTER_CHE,10/09/03,10/11/03
Vial Number: 10
Quant File :FME0929.RES (RTE Integrator)

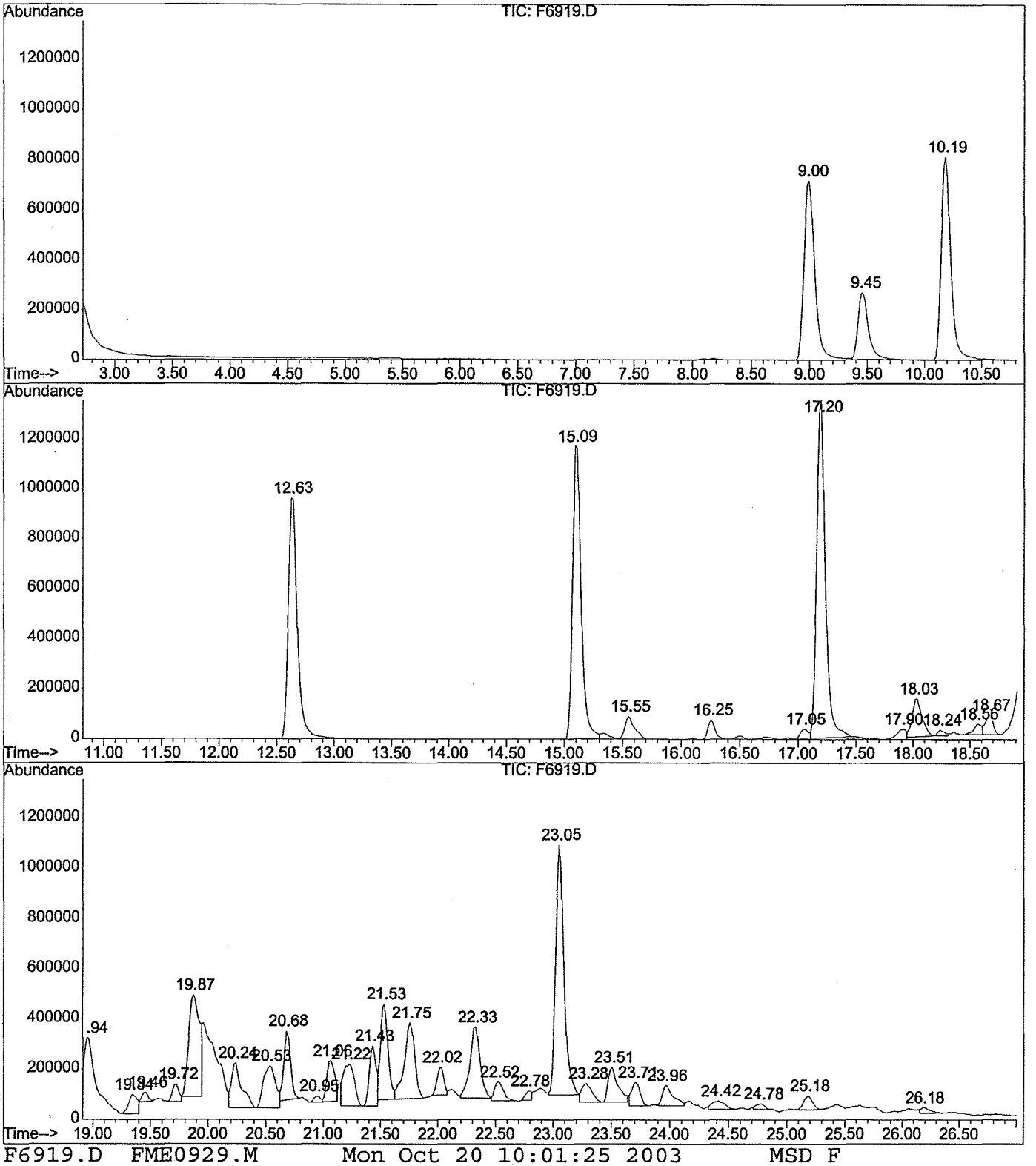

F6919.D FME0929.M Mon Oct 20 10:01:25 2003 MSD_F

Library Search Compound Report

Data File : C:\HPCHEM\1\DATA\10-17-03\F6919.D Vial: 10
Acq On : 17 Oct 2003 15:10 Operator: RB
Sample : AISB-10B/10.5-11,09114-005,S,0.01g,13.7 Inst : 5970 - 1
Misc : WHITMAN/DEXTER_CHE,10/09/03,10/11/03 Multiplr: 1.00
MS Integration Params: LSCINT.P

Quant Method : C:\HPCHEM\1\METHODS\FME0929.M (RTE Integrator)
Title : VOLATILE ORGANICS BY EPA METHOD 8260B
Library : C:\DATABASE\NIST98.L

****

Peak Number 1 Unknown alkane Concentration Rank 2

R.T.	EstConc	Area	Relative to ISTD	R.T.
18.94	22.48 UG	2667500	Chlorobenzene-d5	15.11

Hit# of 5	Tentative ID	MW	MolForm	CAS#	Qual
1	1-Heptanol, 6-methyl-	130	C8H18O	001653-40-3	86
2	Isooctanol	130	C8H18O	026952-21-6	86
3	Isooctanol	130	C8H18O	026952-21-6	86
4	1-Heptanol, 6-methyl-	130	C8H18O	001653-40-3	78

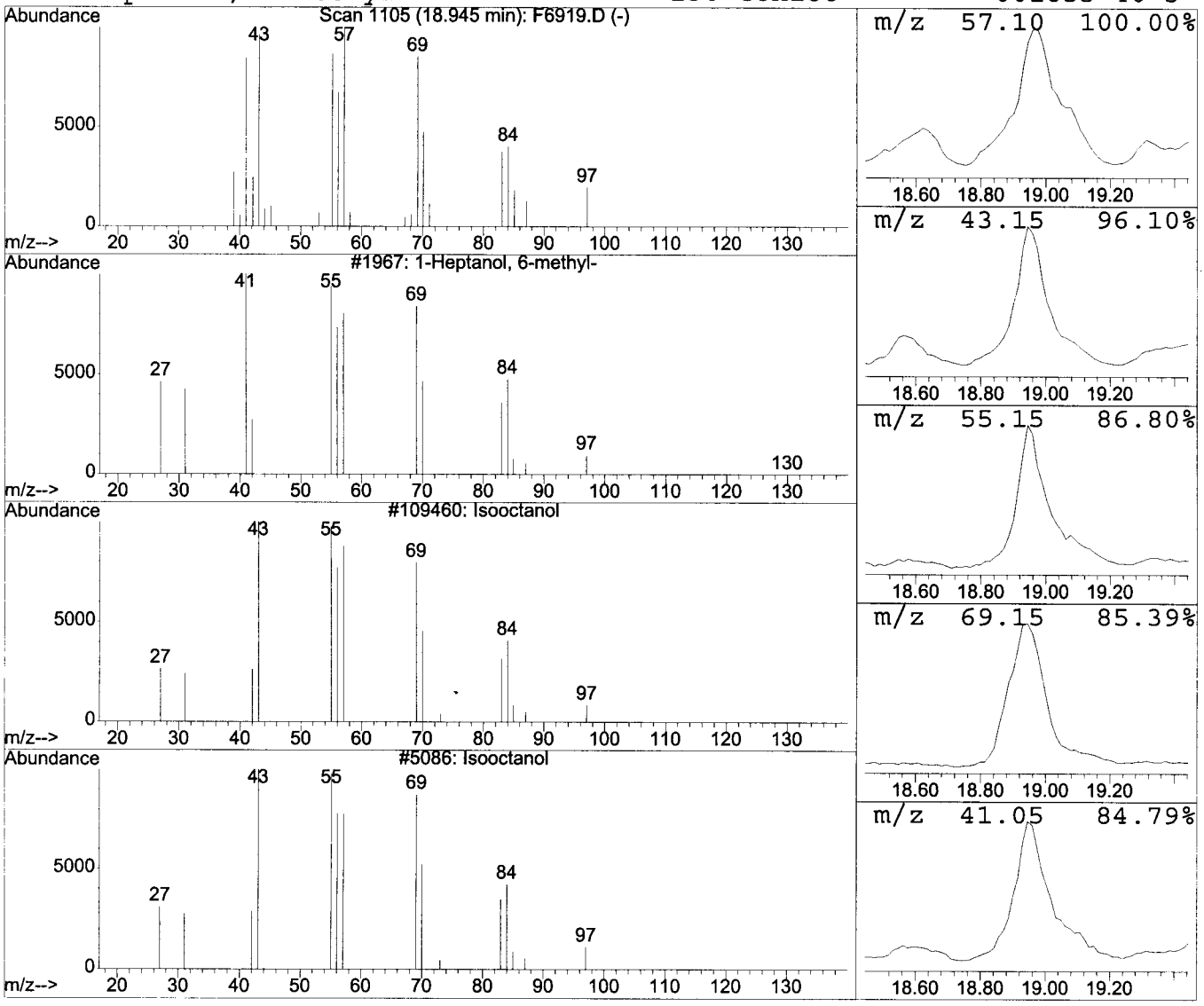

0156

Library Search Compound Report

Data File : C:\HPCHEM\1\DATA\10-17-03\F6919.D Vial: 10
Acq On : 17 Oct 2003 15:10 Operator: RB
Sample : AISB-10B/10.5-11,09114-005,S,0.01g,13.7 Inst : 5970 - In
Misc : WHITMAN/DEXTER_CHE,10/09/03,10/11/03 Multiplr: 1.00
MS Integration Params: LSCINT.P

Quant Method : C:\HPCHEM\1\METHODS\FME0929.M (RTE Integrator)
Title : VOLATILE ORGANICS BY EPA METHOD 8260B
Library : C:\DATABASE\NIST98.L

****

Peak Number 2 Unknown alkane Concentration Rank 1

R.T.	EstConc	Area	Relative to ISTD	R.T.
19.87	23.22 UG	2756030	Chlorobenzene-d5	15.11

Hit# of 5	Tentative ID	MW	MolForm	CAS#	Qual
1	2-Methyl-2-pentyl methylphosphonofl	182	C7H16FO2P	1000216-67-8	50
2	Heptane, 4-methylene-	112	C8H16	015918-08-8	47
3	Cyclopropane, 1,1,2-trimethyl-	84	C6H12	004127-45-1	43
4	2-Propenoic acid, 2-methyl-, pentyl	156	C9H16O2	002849-98-1	38

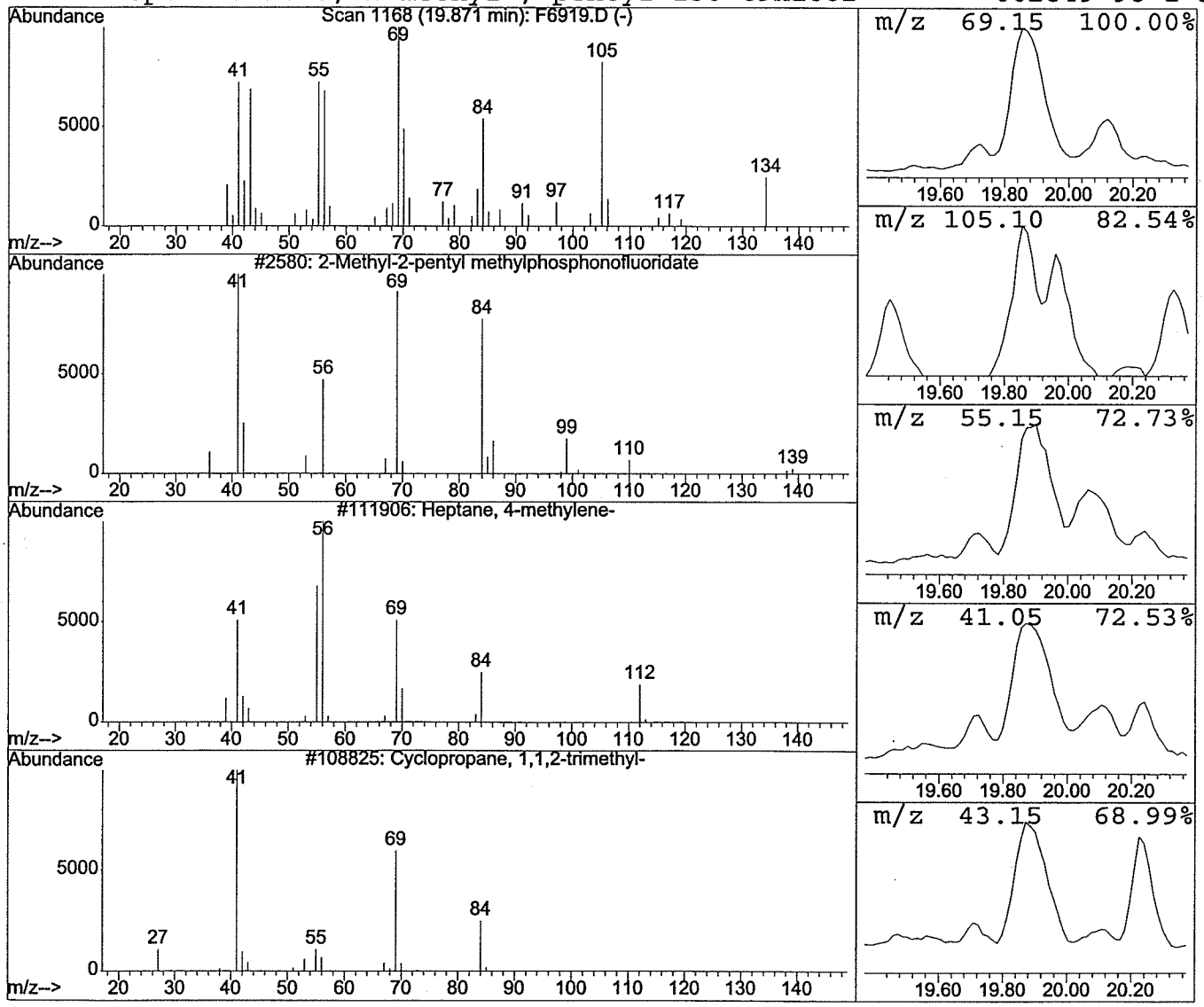

0157

Library Search Compound Report

Data File : C:\HPCHEM\1\DATA\10-17-03\F6919.D Vial: 10
Acq On : 17 Oct 2003 15:10 Operator: RB
Sample : AISB-10B/10.5-11,09114-005,S,0.01g,13.7 Inst : 5970 - In
Misc : WHITMAN/DEXTER_CHE,10/09/03,10/11/03 Multiplr: 1.00
MS Integration Params: LSCINT.P

Quant Method : C:\HPCHEM\1\METHODS\FME0929.M (RTE Integrator)
Title : VOLATILE ORGANICS BY EPA METHOD 8260B
Library : C:\DATABASE\NIST98.L

****

Peak Number 3 Unknown alkane Concentration Rank 9

R.T.	EstConc	Area	Relative to ISTD	R.T.
20.24	9.10 UG	1080140	Chlorobenzene-d5	15.11

Hit# of 5	Tentative ID	MW	MolForm	CAS#	Qual
1	Undecane	156	C11H24	001120-21-4	90
2	Pentadecane	212	C15H32	000629-62-9	80
3	Eicosane	282	C20H42	000112-95-8	80
4	Tricosane	324	C23H48	000638-67-5	80

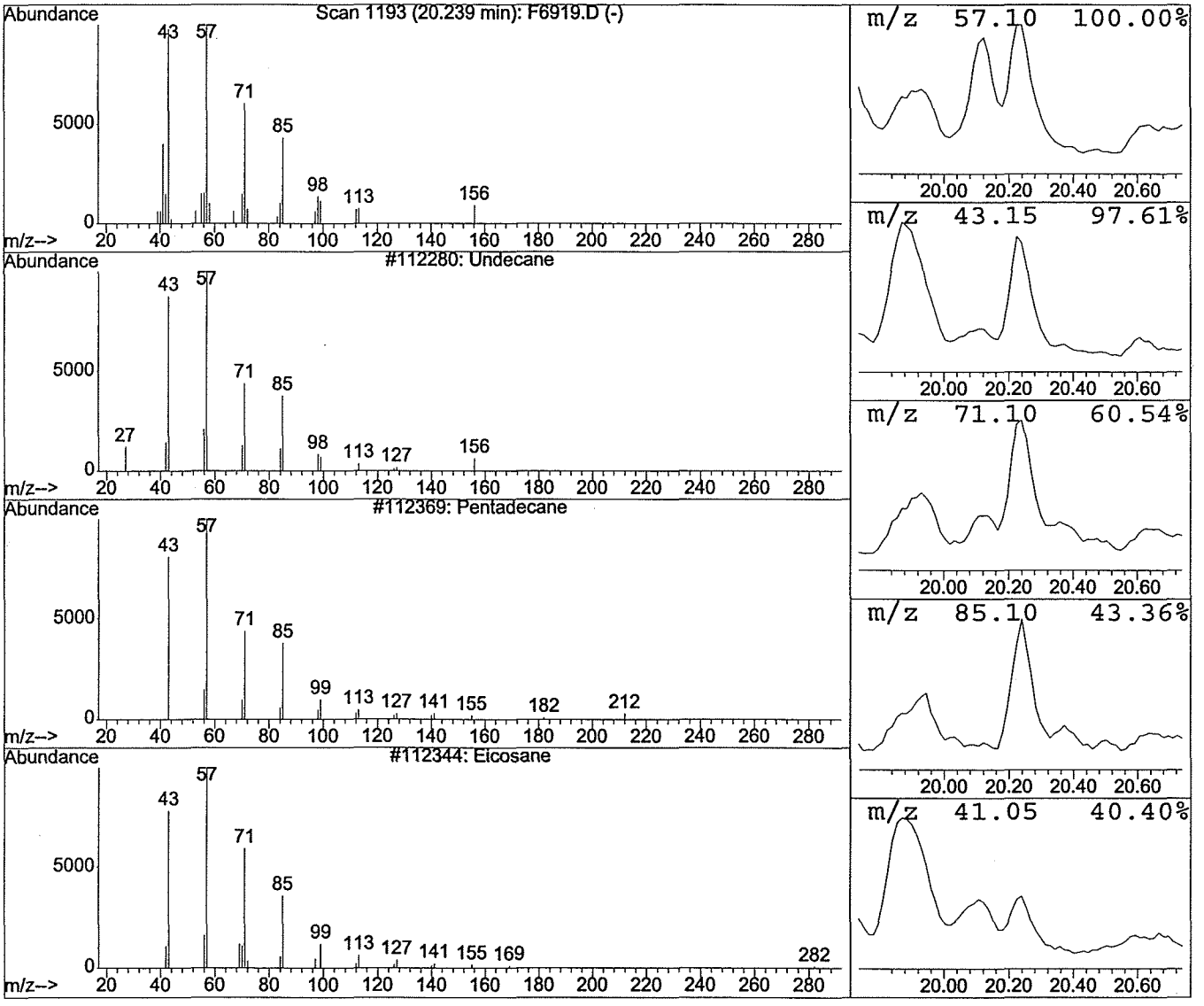

0158

Library Search Compound Report

Data File : C:\HPCHEM\1\DATA\10-17-03\F6919.D Vial: 10
Acq On : 17 Oct 2003 15:10 Operator: RB
Sample : AISB-10B/10.5-11,09114-005,S,0.01g,13.7 Inst : 5970 - In
Misc : WHITMAN/DEXTER_CHE,10/09/03,10/11/03 Multiplr: 1.00
MS Integration Params: LSCINT.P

Quant Method : C:\HPCHEM\1\METHODS\FME0929.M (RTE Integrator)
Title : VOLATILE ORGANICS BY EPA METHOD 8260B
Library : C:\DATABASE\NIST98.L

****

Peak Number 4 Substituted benzene Concentration Rank 6

R.T.	EstConc	Area	Relative to ISTD	R.T.
20.53	10.52 UG	1248960	Chlorobenzene-d5	15.11

Hit# of 5	Tentative ID	MW	MolForm	CAS#	Qual
1	Benzene, 2-ethyl-1,4-dimethyl-	134	C10H14	001758-88-9	91
2	Benzene, 1-methyl-2-(1-methylethyl)	134	C10H14	000527-84-4	91
3	Benzene, methyl(1-methylethyl)-	134	C10H14	025155-15-1	91
4	Benzene, 2-ethyl-1,4-dimethyl-	134	C10H14	001758-88-9	91

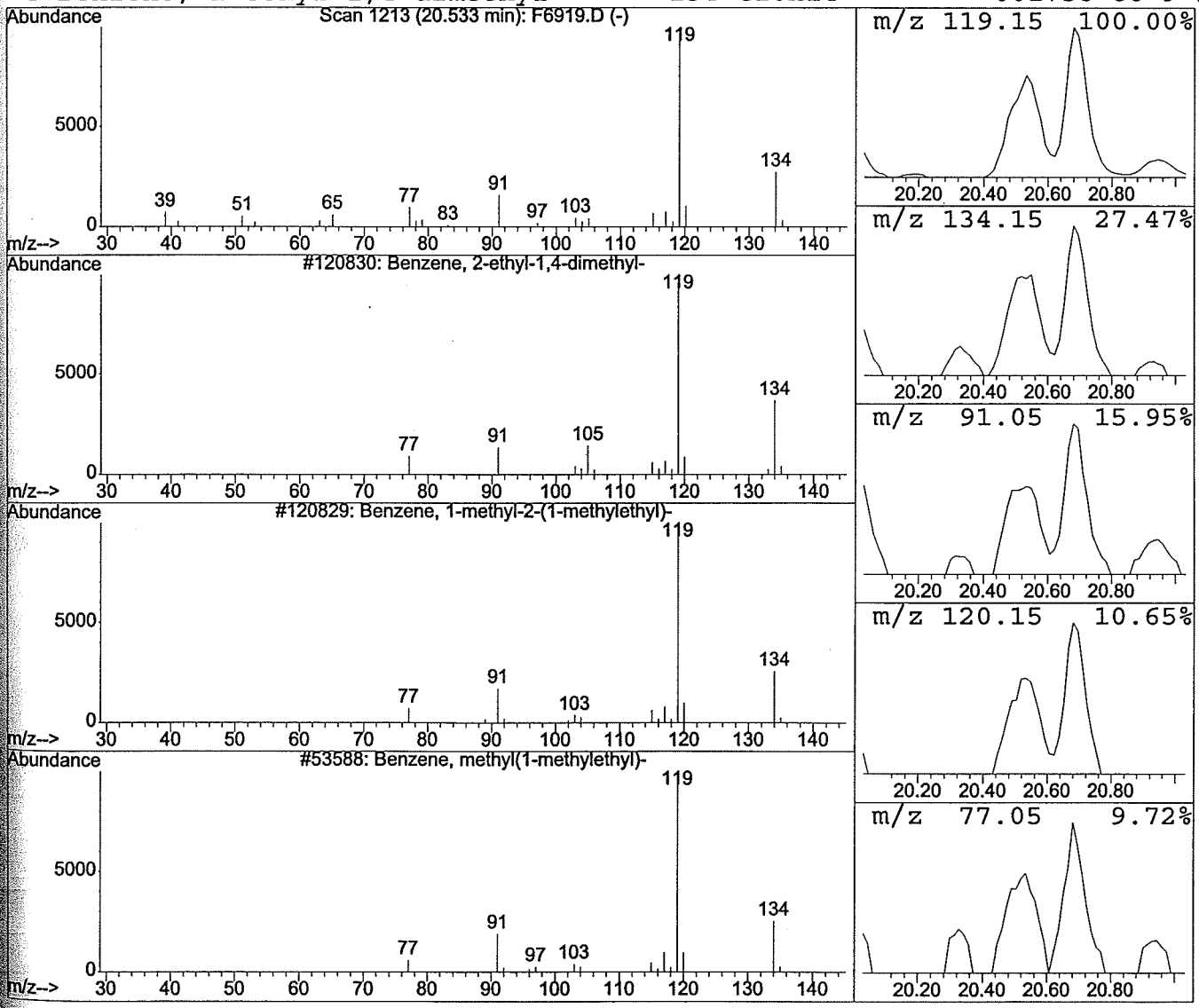

0159

Library Search Compound Report

Data File : C:\HPCHEM\1\DATA\10-17-03\F6919.D Vial: 10
Acq On : 17 Oct 2003 15:10 Operator: RB
Sample : AISB-10B/10.5-11,09114-005,S,0.01g,13.7 Inst : 5970 - In
Misc : WHITMAN/DEXTER_CHE,10/09/03,10/11/03 Multiplr: 1.00
MS Integration Params: LSCINT.P

Quant Method : C:\HPCHEM\1\METHODS\FME0929.M (RTE Integrator)
Title : VOLATILE ORGANICS BY EPA METHOD 8260B
Library : C:\DATABASE\NIST98.L

****

Peak Number 5 Substituted benzene Concentration Rank 8

R.T.	EstConc	Area	Relative to ISTD	R.T.
20.68	9.42 UG	1117600	Chlorobenzene-d5	15.11

Hit# of 5	Tentative ID	MW	MolForm	CAS#	Qual
1	Benzene, 4-ethyl-1,2-dimethyl-	134	C10H14	000934-80-5	97
2	Benzene, 1-methyl-2-(1-methylethyl)	134	C10H14	000527-84-4	95
3	Benzene, 1-methyl-2-(1-methylethyl)	134	C10H14	000527-84-4	95
4	Benzene, 1-methyl-4-(1-methylethyl)	134	C10H14	000099-87-6	95

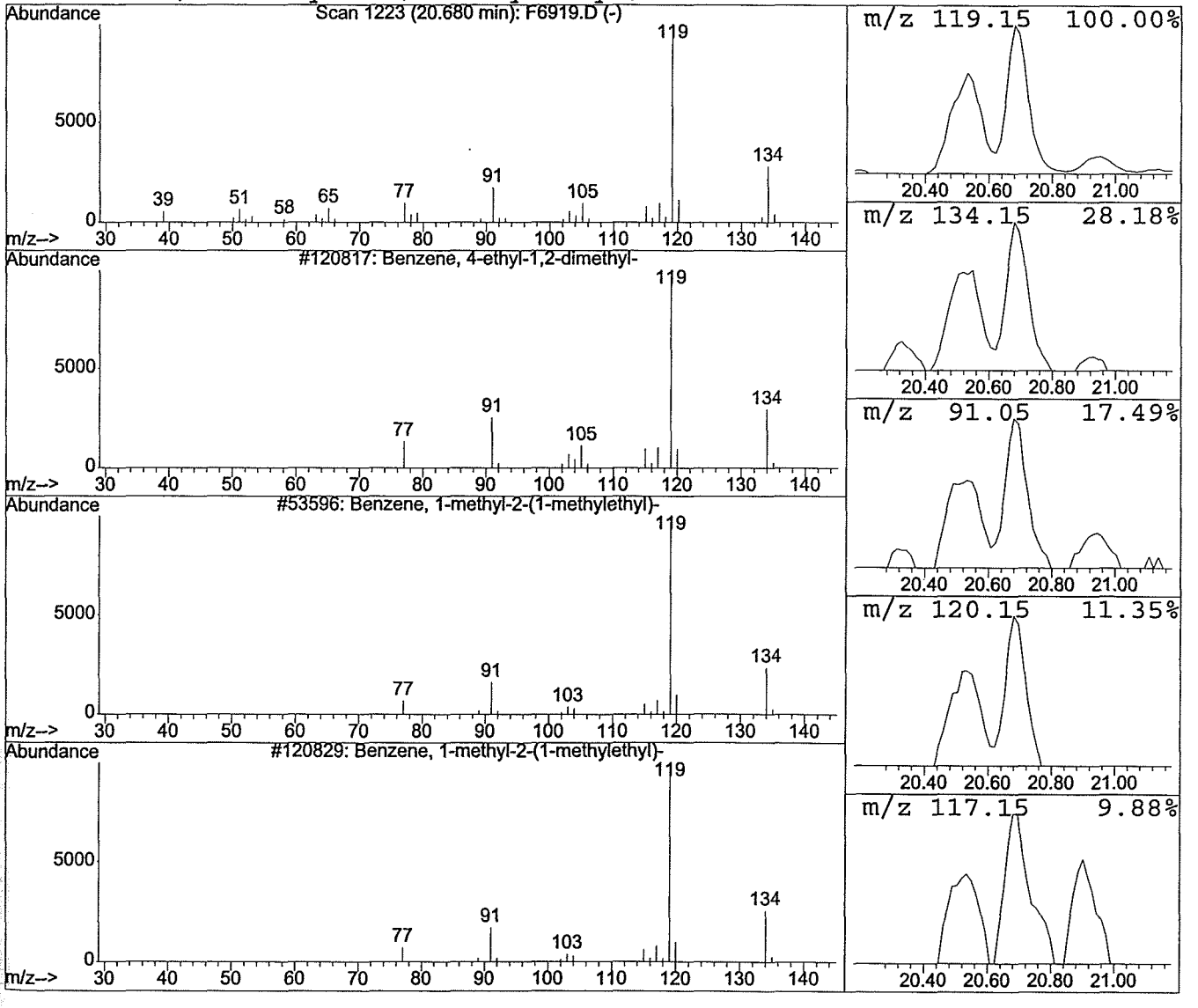

0160

Library Search Compound Report

Data File : C:\HPCHEM\1\DATA\10-17-03\F6919.D Vial: 10
Acq On : 17 Oct 2003 15:10 Operator: RB
Sample : AISB-10B/10.5-11,09114-005,S,0.01g,13.7 Inst : 5970 - In
Misc : WHITMAN/DEXTER_CHE,10/09/03,10/11/03 Multiplr: 1.00
MS Integration Params: LSCINT.P

Quant Method : C:\HPCHEM\1\METHODS\FME0929.M (RTE Integrator)
Title : VOLATILE ORGANICS BY EPA METHOD 8260B
Library : C:\DATABASE\NIST98.L

****

Peak Number 6 Substituted benzene Concentration Rank 7

R.T.	EstConc	Area	Relative to ISTD	R.T.
21.22	9.42 UG	1117660	Chlorobenzene-d5	15.11

Hit# of 5	Tentative ID	MW	MolForm	CAS#	Qual
1	Benzene, 1-methyl-4-(1-methylethyl)	134	C10H14	000099-87-6	58
2	Benzene, 1-methyl-3-(1-methylethyl)	134	C10H14	000535-77-3	58
3	Benzene, 1-ethyl-2,3-dimethyl-	134	C10H14	000933-98-2	58
4	Benzene, 2-ethyl-1,3-dimethyl-	134	C10H14	002870-04-4	58

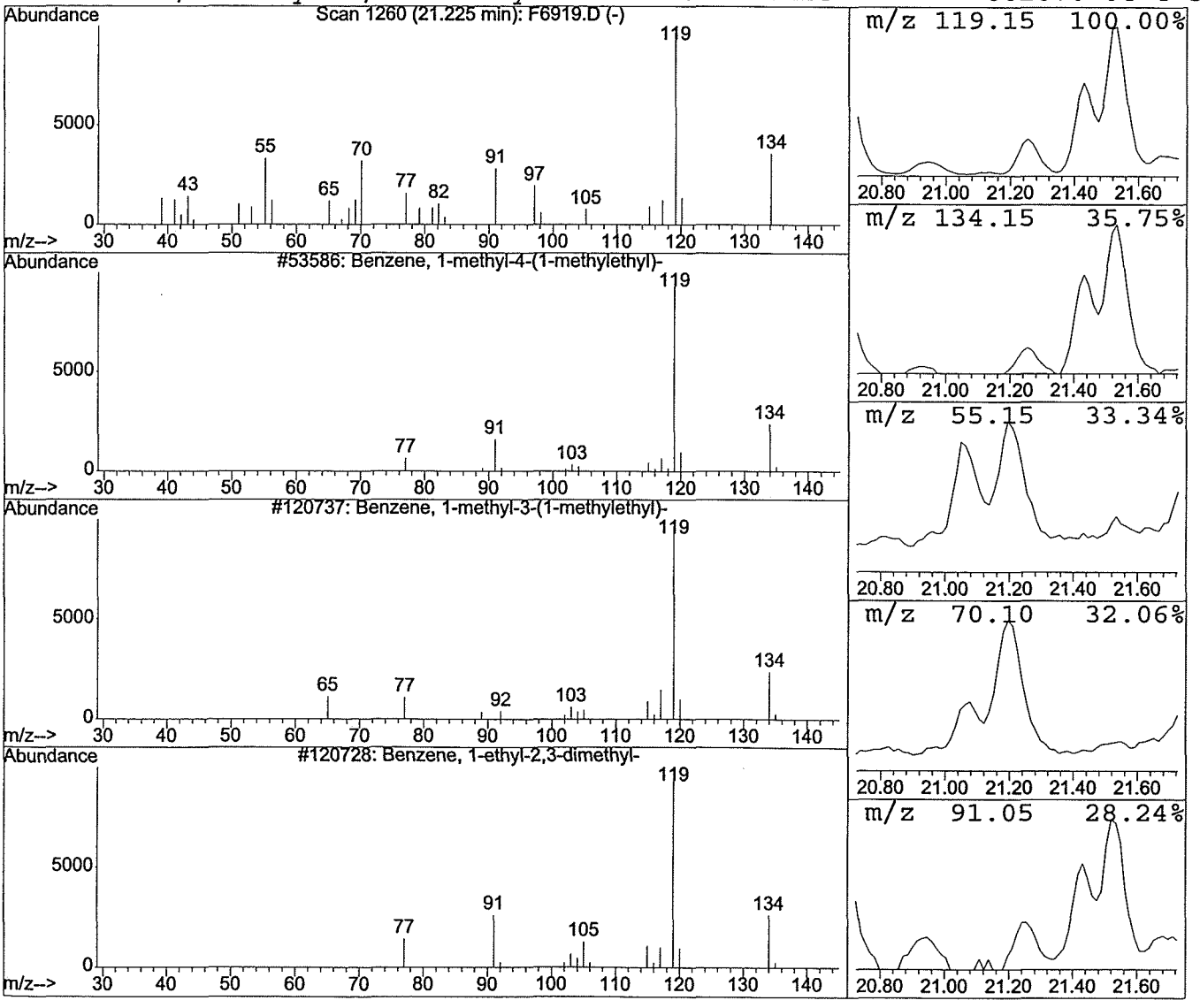

0161

Library Search Compound Report

Data File : C:\HPCHEM\1\DATA\10-17-03\F6919.D Vial: 10
Acq On : 17 Oct 2003 15:10 Operator: RB
Sample : AISB-10B/10.5-11,09114-005,S,0.01g,13.7 Inst : 5970 - In
Misc : WHITMAN/DEXTER_CHE,10/09/03,10/11/03 Multiplr: 1.00
MS Integration Params: LSCINT.P

Quant Method : C:\HPCHEM\1\METHODS\FME0929.M (RTE Integrator)
Title : VOLATILE ORGANICS BY EPA METHOD 8260B
Library : C:\DATABASE\NIST98.L

****

Peak Number 7 Substituted benzene Concentration Rank 10

R.T.	EstConc	Area	Relative to ISTD	R.T.
21.43	8.67 UG	1029240	Chlorobenzene-d5	15.11

Hit# of 5	Tentative ID	MW	MolForm	CAS#	Qual
1	Benzene, 1,2,3,5-tetramethyl-	134	C10H14	000527-53-7	97
2	1,3-Cyclopentadiene, 1,2,3,4-tetram	134	C10H14	076089-59-3	95
3	Benzene, 1,2,3,4-tetramethyl-	134	C10H14	000488-23-3	94
4	Benzene, 1,2,3,5-tetramethyl-	134	C10H14	000527-53-7	94

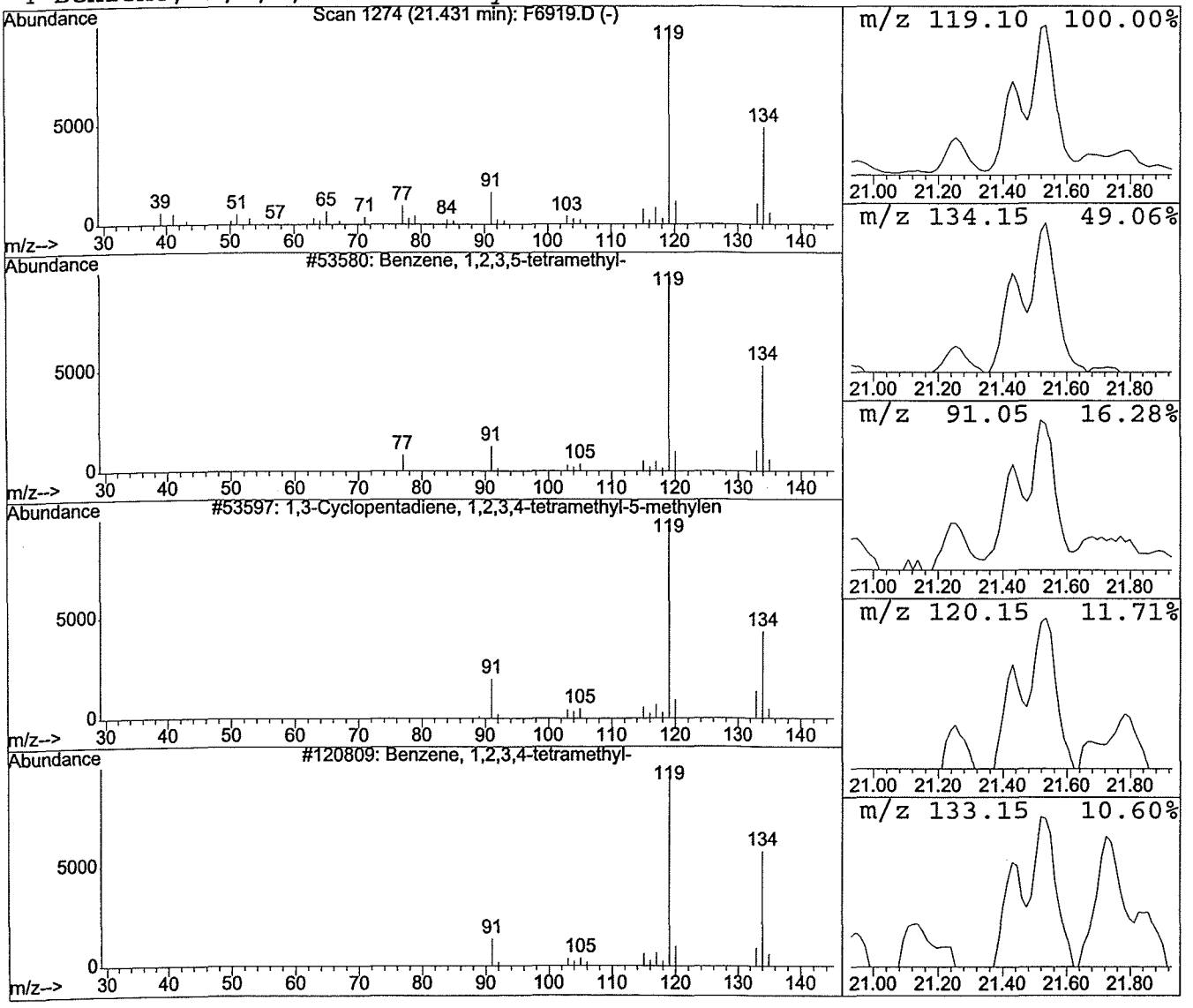

0162

Library Search Compound Report

Data File : C:\HPCHEM\1\DATA\10-17-03\F6919.D Vial: 10
Acq On : 17 Oct 2003 15:10 Operator: RB
Sample : AISB-10B/10.5-11,09114-005,S,0.01g,13.7 Inst : 5970 - In
Misc : WHITMAN/DEXTER_CHE,10/09/03,10/11/03 Multiplr: 1.00
MS Integration Params: LSCINT.P

Quant Method : C:\HPCHEM\1\METHODS\FME0929.M (RTE Integrator)
Title : VOLATILE ORGANICS BY EPA METHOD 8260B
Library : C:\DATABASE\NIST98.L

****

Peak Number 8 Substituted benzene Concentration Rank 5

R.T.	EstConc	Area	Relative to ISTD	R.T.
21.53	14.46 UG	1716530	Chlorobenzene-d5	15.11

Hit# of 5	Tentative ID	MW	MolForm	CAS#	Qual
1	Benzene, 1,2,3,4-tetramethyl-	134	C10H14	000488-23-3	97
2	Benzene, 1,2,4,5-tetramethyl-	134	C10H14	000095-93-2	97
3	Benzene, 1,2,3,4-tetramethyl-	134	C10H14	000488-23-3	95
4	Benzene, 1,2,4,5-tetramethyl-	134	C10H14	000095-93-2	94

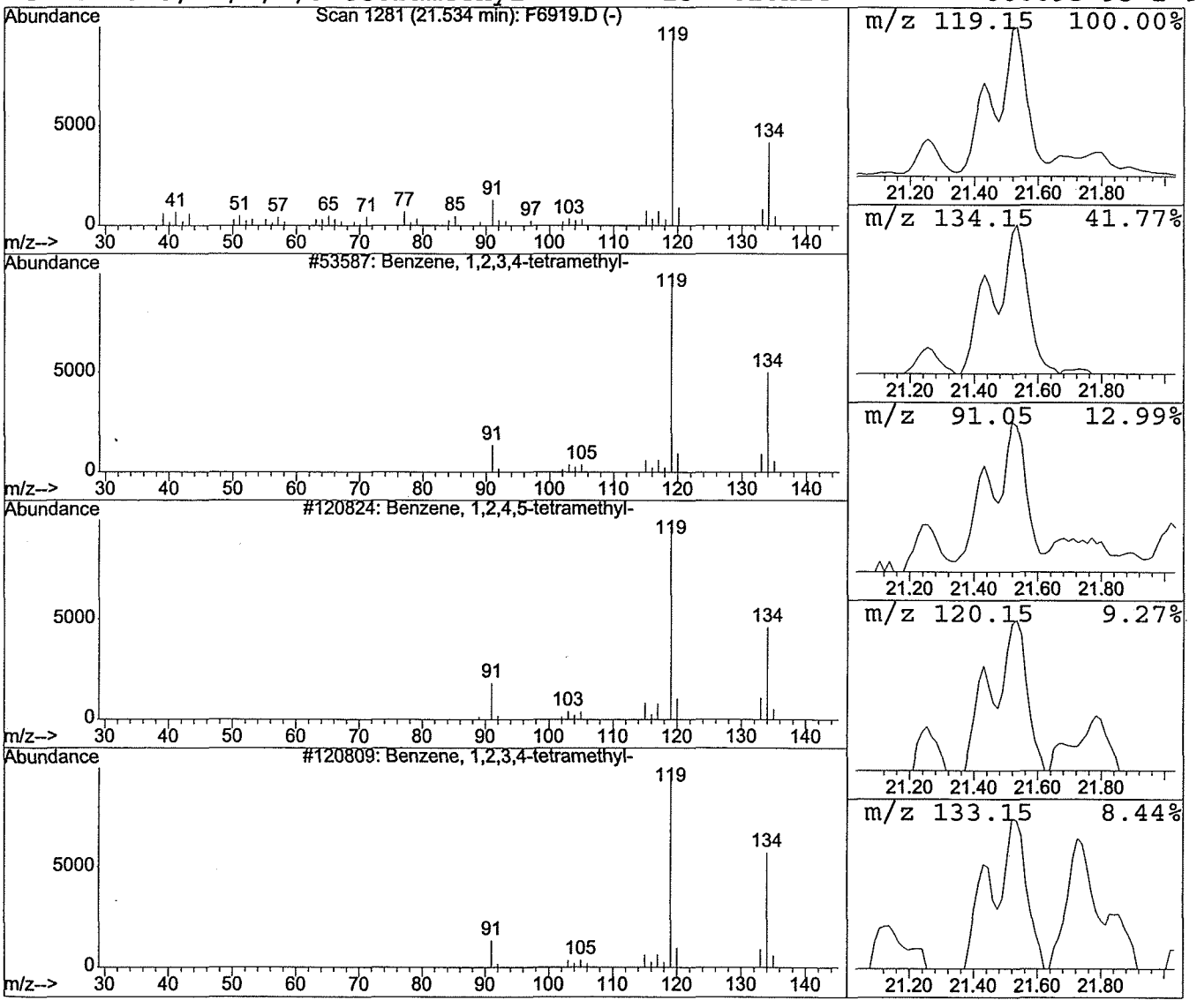

0163

Library Search Compound Report

Data File : C:\HPCHEM\1\DATA\10-17-03\F6919.D Vial: 10
Acq On : 17 Oct 2003 15:10 Operator: RB
Sample : AISB-10B/10.5-11,09114-005,S,0.01g,13.7 Inst : 5970 - In
Misc : WHITMAN/DEXTER_CHE,10/09/03,10/11/03 Multiplr: 1.00
MS Integration Params: LSCINT.P

Quant Method : C:\HPCHEM\1\METHODS\FME0929.M (RTE Integrator)
Title : VOLATILE ORGANICS BY EPA METHOD 8260B
Library : C:\DATABASE\NIST98.L

****

Peak Number 9 Unknown alkane Concentration Rank 3

R.T.	EstConc	Area	Relative to ISTD	R.T.
21.75	16.04 UG	1903300	Chlorobenzene-d5	15.11

Hit# of 5	Tentative ID	MW	MolForm	CAS#	Qual
1	Dodecane, 2,6,11-trimethyl-	212	C15H32	031295-56-4	53
2	Octane, 2,6-dimethyl-	142	C10H22	002051-30-1	50
3	Octane, 2,6-dimethyl-	142	C10H22	002051-30-1	50
4	Octane, 2,6-dimethyl-	142	C10H22	002051-30-1	50

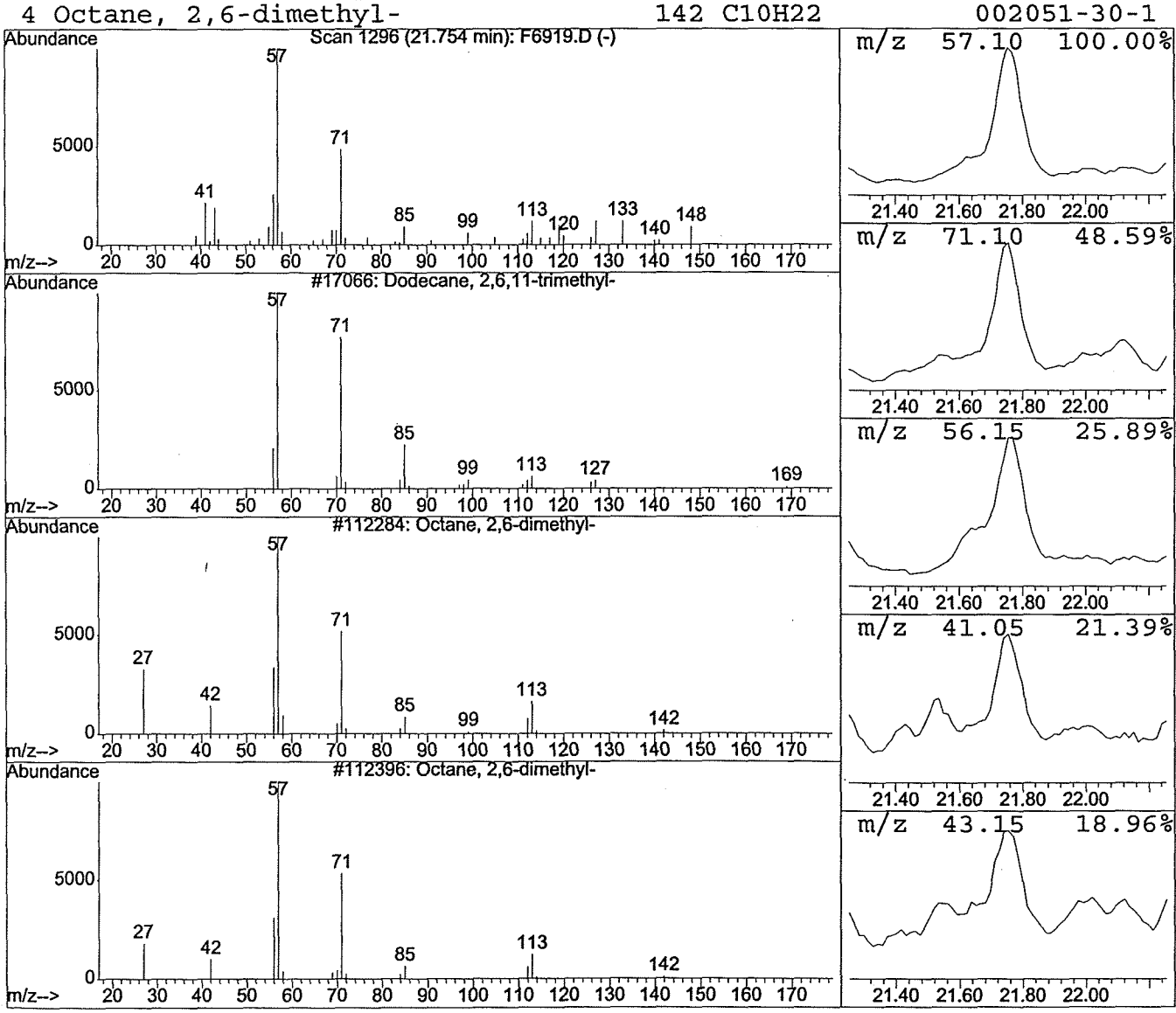

0164

Library Search Compound Report

Data File : C:\HPCHEM\1\DATA\10-17-03\F6919.D Vial: 10
Acq On : 17 Oct 2003 15:10 Operator: RB
Sample : AISB-10B/10.5-11,09114-005,S,0.01g,13.7 Inst : 5970 - In
Misc : WHITMAN/DEXTER_CHE,10/09/03,10/11/03 Multiplr: 1.00
MS Integration Params: LSCINT.P

Quant Method : C:\HPCHEM\1\METHODS\FME0929.M (RTE Integrator)
Title : VOLATILE ORGANICS BY EPA METHOD 8260B
Library : C:\DATABASE\NIST98.L

****

Peak Number 10 Substituted benzene Concentration Rank 4

R.T.	EstConc	Area	Relative to ISTD	R.T.
22.33	14.67 UG	1740920	Chlorobenzene-d5	15.11

Hit# of 5	Tentative ID	MW	MolForm	CAS#	Qual
1	1-Phenyl-1-butene	132	C10H12	000824-90-8	87
2	Benzene, (1-methyl-1-propenyl)-, (Z	132	C10H12	000767-99-7	87
3	Benzene, 1-methyl-4-(2-propenyl)-	132	C10H12	003333-13-9	86
4	1-Phenyl-1-butene	132	C10H12	000824-90-8	64

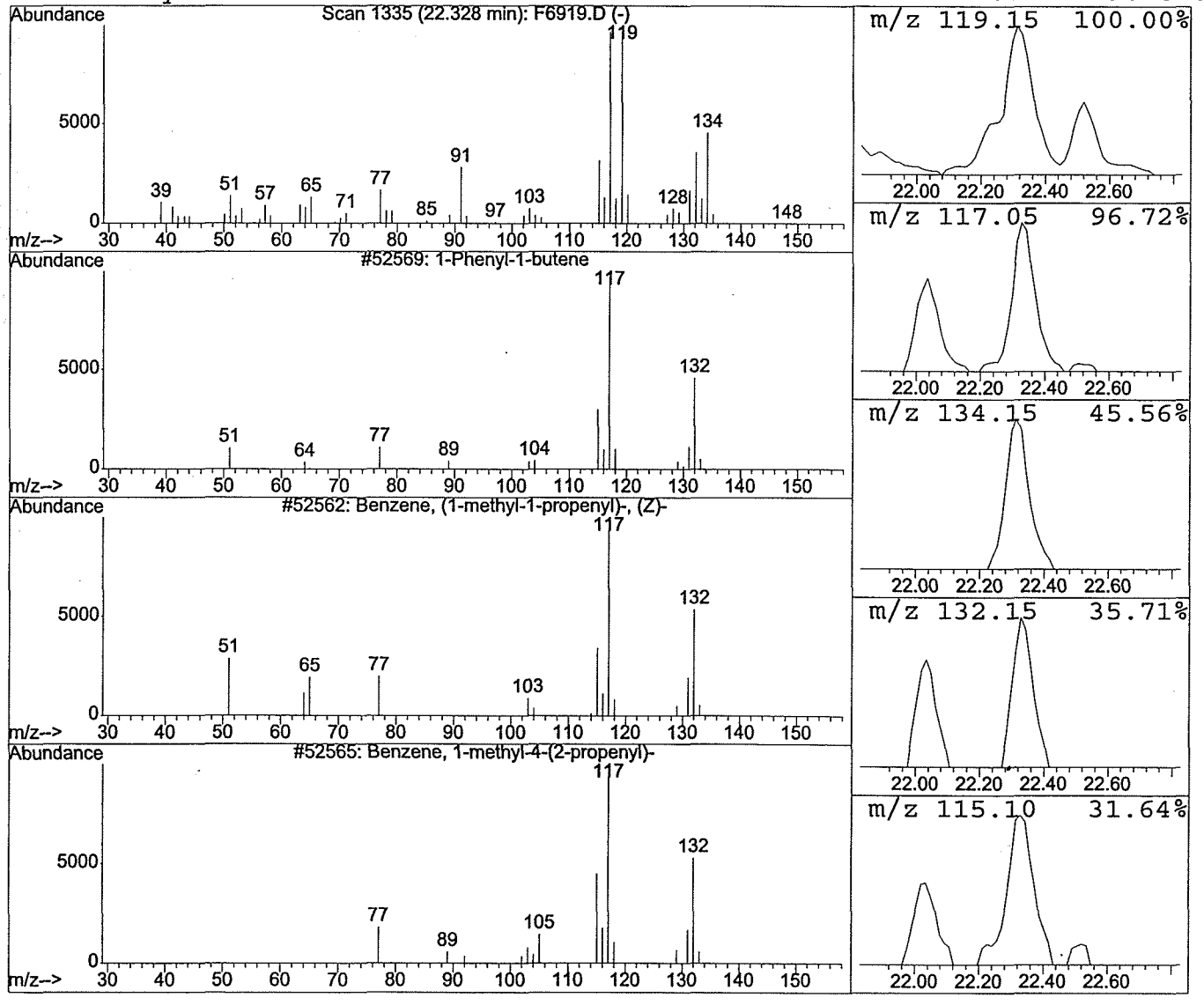

0165

Quantitation Report (QT Reviewed)

Data File : C:\HPCHEM\1\DATA\10-15-03\I7468.D Vial: 20
Acq On : 15 Oct 2003 20:07 Operator: DPEI
Sample : AISB-10C/14.5-15,09114-006,S,1g Inst : 5970 - In
Misc : WHITMAN/DEXTER_CHE,10/09/03,10/11/03 Multiplr: 1.00
MS Integration Params: rteint.p
Quant Time: Oct 16 10:01 2003 Quant Results File: ISO1014.RES

Quant Method : C:\HPCHEM\1\METHODS\ISO1014.M (RTE Integrator)
Title : VOLATILE ORGANICS BY EPA METHOD 8260B
Last Update : Tue Oct 14 14:44:24 2003
Response via : Initial Calibration
DataAcq Meth : VOAI

Internal Standards	R.T.	QIon	Response	Conc	Units		Dev(Min)
1) Pentafluorobenzene	9.12	168	921811	50.00	UG		0.05
31) 1,4-Difluorobenzene	10.17	114	967142	50.00	UG		0.03
50) Chlorobenzene-d5	14.46	117	893926m	50.00	UG		-0.01
System Monitoring Compounds							
30) 1,2-Dichloroethane-d4	9.54	65	386618	48.83	UG		0.05
Spiked Amount 50.000	Range 36 - 115		Recovery = 97.66%				
41) Toluene-d8	12.33	98	893961	50.12	UG		0.02
Spiked Amount 50.000	Range 35 - 117		Recovery = 100.24%				
59) Bromofluorobenzene	16.25	95	585256	37.88	UG		0.00
Spiked Amount 50.000	Range 47 - 115		Recovery = 75.76%				
Target Compounds							Qvalue
20) cis-1,2-Dichloroethene	8.37	96	42194	5.16	UG	#	100
54) m,p-Xylene	14.84	106	43537	3.69	UG		97
55) o-Xylene	15.46	106	39297	3.55	UG		92
70) 1,3-Dichlorobenzene	17.90	146	24474	1.56	UG	#	78
72) 1,4-Dichlorobenzene	18.00	146	154393	8.96	UG	#	81
74) 1,2-Dichlorobenzene	18.48	146	335229	23.86	UG	#	100
76) 1,2,4-Trichlorobenzene	20.70	180	1874632	194.75	UG		98
78) Naphthalene	21.09	128	1014826	107.53	UG		100

(#) = qualifier out of range (m) = manual integration

Quantitation Report

Data File : C:\HPCHEM\1\DATA\10-15-03\I7468.D Vial: 20
Acq On : 15 Oct 2003 20:07 Operator: DPEI
Sample : AISB-10C/14.5-15,09114-006,S,1g Inst : 5970 - In
Misc : WHITMAN/DEXTER_CHE,10/09/03,10/11/03 Multiplr: 1.00
MS Integration Params: rteint.p
Quant Time: Oct 16 10:01 2003 Quant Results File: ISO1014.RES

Method : C:\HPCHEM\1\METHODS\ISO1014.M (RTE Integrator)
Title : VOLATILE ORGANICS BY EPA METHOD 8260B
Last Update : Tue Oct 14 14:44:24 2003
Response via : Initial Calibration

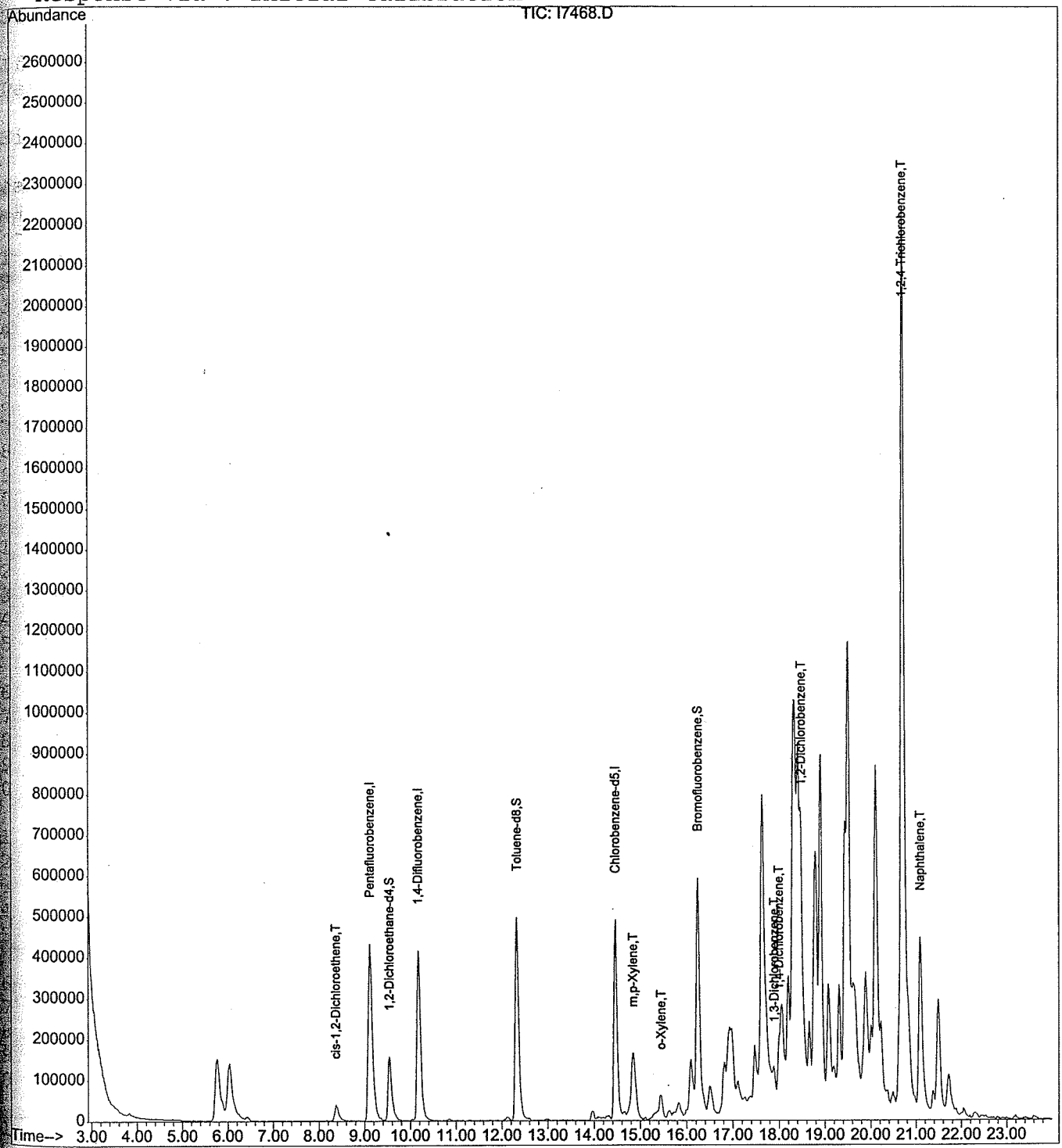

0167

LSC Area Percent Report

Data File : C:\HPCHEM\1\DATA\10-15-03\I7468.D Vial: 20
Acq On : 15 Oct 2003 20:07 Operator: DPEI
Sample : AISB-10C/14.5-15,09114-006,S,1g Inst : 5970 - In
Misc : WHITMAN/DEXTER_CHE,10/09/03,10/11/03 Multiplr: 1.00
MS Integration Params: LSCINT.P

Method : C:\HPCHEM\1\METHODS\ISO1014.M (RTE Integrator)
Title : VOLATILE ORGANICS BY EPA METHOD 8260B
Smoothing : OFF Filtering: 9
Sampling : 1 Min Area: 0.3 % of largest Peak
Start Thrs: 0.02 Max Peaks: 100
Stop Thrs : 0.02 Peak Location: TOP

If leading or trailing edge < 50 prefer < Baseline drop else tangent >
Peak separation: 5

Signal : TIC

peak #	R.T. min	first scan	max scan	last scan	PK TY	peak height	corr. area	corr. % max.	% of total
1	5.758	186	195	207	rBV	152117	1218210	9.08%	1.769%
2	6.035	207	214	237	rVV2	140930	1251233	9.32%	1.817%
3	8.372	369	374	384	rBV4	40405	249153	1.86%	0.362%
4	9.117	417	425	440	rBV	431652	2735208	20.38%	3.973%
5	9.540	448	454	467	rBV2	156359	935518	6.97%	1.359%
6	10.169	490	497	513	rBV	413500	2316894	17.26%	3.365%
7	12.330	638	645	660	rBV2	497278	2735193	20.38%	3.973%
8	14.463	785	791	801	rBV	487362	2370816	17.67%	3.444%
9	14.857	807	818	832	rVB6	165552	1276791	9.51%	1.855%
10	15.442	854	858	865	rVB3	54502	267313	1.99%	0.388%
11	15.822	879	884	891	rVB4	33285	180004	1.34%	0.261%
12	16.099	897	903	907	rBV2	124057	616765	4.60%	0.896%
13	16.246	907	913	926	rVB2	567472	2987909	22.26%	4.340%
14	16.494	926	930	941	rVB9	67860	415870	3.10%	0.604%
15	16.816	944	952	954	rBV5	126268	583848	4.35%	0.848%
16	16.933	954	960	961	rBV4	110778	445346	3.32%	0.647%
17	17.108	969	972	979	rVB3	45480	183591	1.37%	0.267%
18	17.474	992	997	1002	rBV	128063	617645	4.60%	0.897%
19	17.635	1002	1008	1022	rVV	704032	4281983	31.91%	6.220%
20	18.059	1029	1037	1043	rBV5	209489	1516380	11.30%	2.203%
21	18.205	1043	1047	1049	rBV2	207871	734889	5.48%	1.067%
22	18.323	1049	1055	1059	rBV4	786246	4566360	34.03%	6.633%
23	18.660	1075	1078	1081	rBV	111140	306857	2.29%	0.446%
24	18.791	1081	1087	1091	rVV	530845	2771625	20.65%	4.026%
25	18.909	1091	1095	1102	rVB	800950	3399651	25.33%	4.938%
26	19.070	1102	1106	1112	rBV2	237677	1077595	8.03%	1.565%
27	19.304	1118	1122	1126	rBV	228091	827228	6.16%	1.202%
28	19.436	1126	1131	1132	rBV	586376	1914148	14.26%	2.780%
29	19.509	1132	1136	1141	rVB	867506	3640604	27.13%	5.288%
30	19.890	1155	1162	1167	rBV2	261983	1393814	10.39%	2.025%
31	20.007	1167	1170	1172	rVV3	74475	203485	1.52%	0.296%

32	20.110	1172	1177	1183	rVV3	674348	3024750	22.54%	4.393%
33	20.695	1207	1217	1238	rVV2	2208606	13419918	100.00%	19.493%
34	21.091	1238	1244	1259	rVB	420583	2320432	17.29%	3.370%
35	21.368	1259	1263	1266	rBV2	44489	158794	1.18%	0.231%
36	21.485	1266	1271	1281	rVV	267872	1399566	10.43%	2.033%
37	21.720	1281	1287	1296	rVB2	87646	500716	3.73%	0.727%

Sum of corrected areas: 68846102

I7468.D ISO1014.M Thu Oct 16 10:02:51 2003 MSD_I

LSC Report - Integrated Chromatogram

File : C:\HPCHEM\1\DATA\10-15-03\I7468.D
Operator : DPEI
Acquired : 15 Oct 2003 20:07 using AcqMethod VOAI
Instrument : 5970 - In
Sample Name: AISB-10C/14.5-15,09114-006,S,1g
Misc Info : WHITMAN/DEXTER_CHE,10/09/03,10/11/03
Vial Number: 20
Quant File :ISO1014.RES (RTE Integrator)

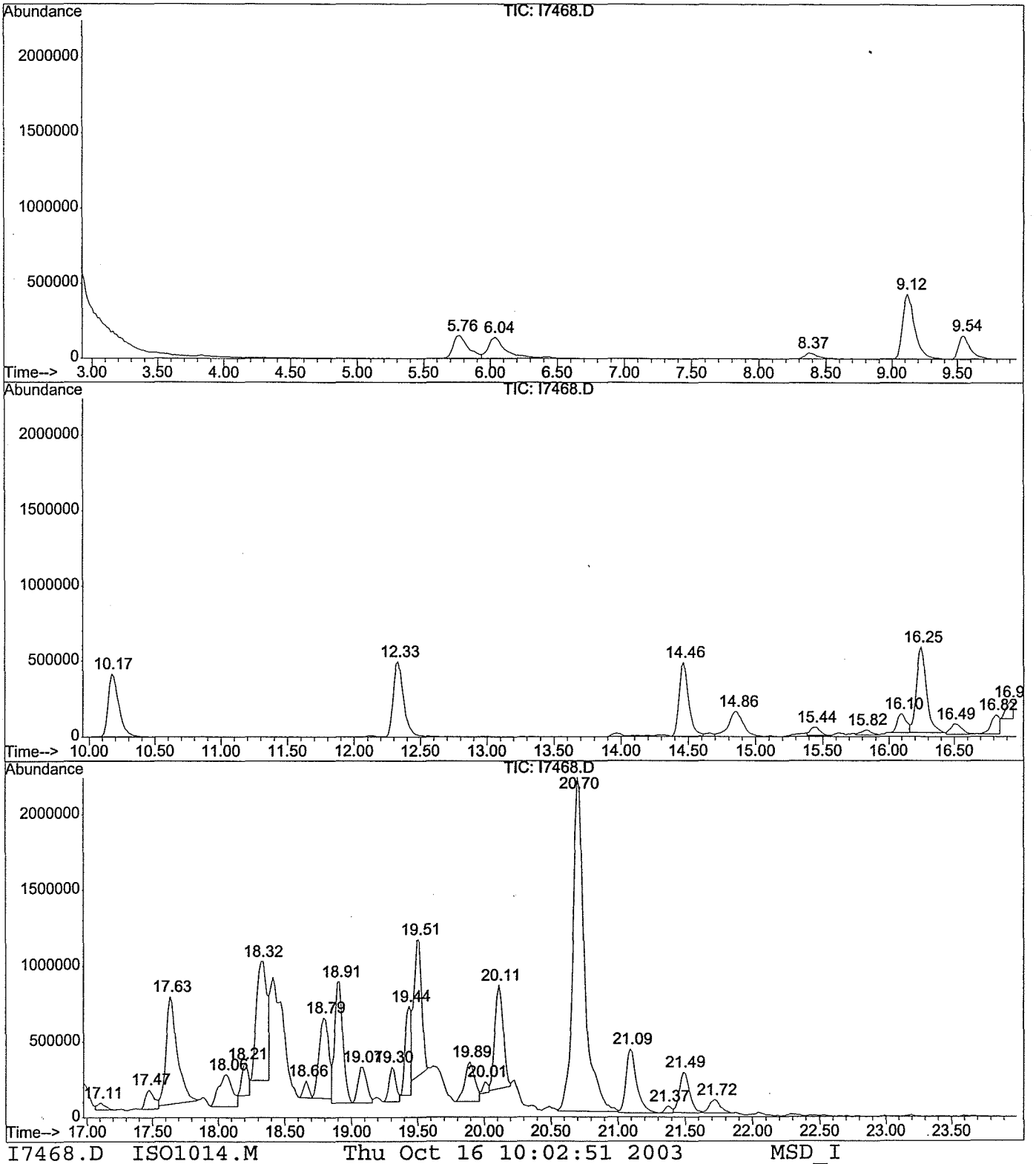

I7468.D ISO1014.M Thu Oct 16 10:02:51 2003 MSD_I

Library Search Compound Report

Data File : C:\HPCHEM\1\DATA\10-15-03\I7468.D Vial: 20
Acq On : 15 Oct 2003 20:07 Operator: DPEI
Sample : AISB-10C/14.5-15,09114-006,S,1g Inst : 5970 - In
Misc : WHITMAN/DEXTER_CHE,10/09/03,10/11/03 Multiplr: 1.00
MS Integration Params: LSCINT.P

Quant Method : C:\HPCHEM\1\METHODS\ISO1014.M (RTE Integrator)
Title : VOLATILE ORGANICS BY EPA METHOD 8260B
Library : C:\DATABASE\NIST98.L

****

Peak Number 1 Unknown alkane Concentration Rank 2

R.T.	EstConc	Area	Relative to ISTD	R.T.
17.63	90.31 UG	4281980	Chlorobenzene-d5	14.46

Hit# of 5	Tentative ID	MW	MolForm	CAS#	Qual
1	Isooctanol	130	C8H18O	026952-21-6	91
2	1-Heptanol, 6-methyl-	130	C8H18O	001653-40-3	90
3	1-Heptanol, 6-methyl-	130	C8H18O	001653-40-3	86
4	Isooctanol	130	C8H18O	026952-21-6	86

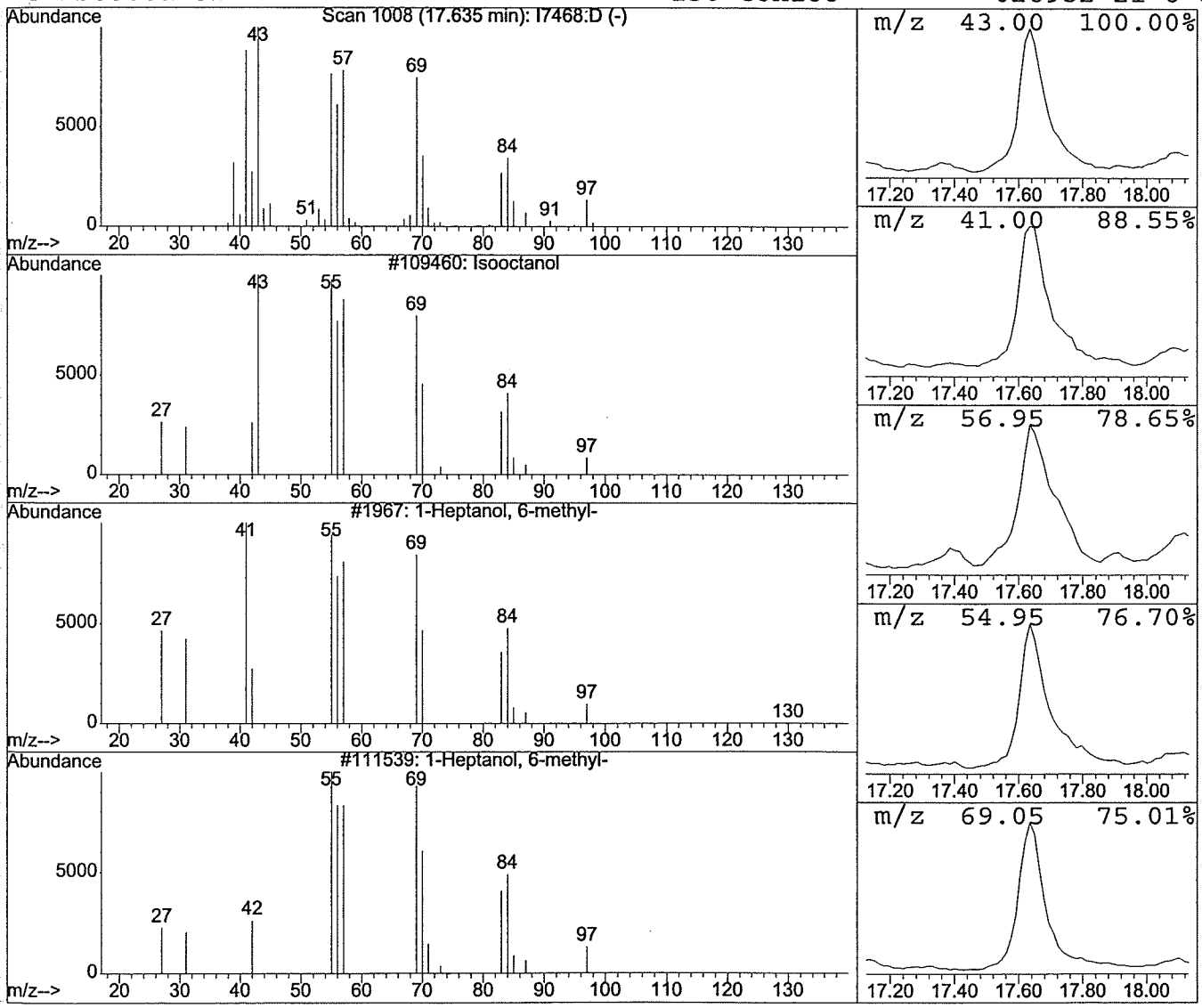

Library Search Compound Report

Data File : C:\HPCHEM\1\DATA\10-15-03\I7468.D Vial: 20
Acq On : 15 Oct 2003 20:07 Operator: DPEI
Sample : AISB-10C/14.5-15,09114-006,S,1g Inst : 5970 - In
Misc : WHITMAN/DEXTER_CHE,10/09/03,10/11/03 Multiplr: 1.00
MS Integration Params: LSCINT.P

Quant Method : C:\HPCHEM\1\METHODS\ISO1014.M (RTE Integrator)
Title : VOLATILE ORGANICS BY EPA METHOD 8260B
Library : C:\DATABASE\NIST98.L

****

Peak Number 2 Substituted benzene Concentration Rank 8

R.T.	EstConc	Area	Relative to ISTD	R.T.
18.06	31.98 UG	1516380	Chlorobenzene-d5	14.46

Hit# of 5	Tentative ID	MW	MolForm	CAS#	Qual
1	Benzene, 1,2,4-trimethyl-	120	C9H12	000095-63-6	87
2	Benzene, 1,3,5-trimethyl-	120	C9H12	000108-67-8	87
3	Benzene, 1-ethyl-2-methyl-	120	C9H12	000611-14-3	87
4	Benzene, 1,2,3-trimethyl-	120	C9H12	000526-73-8	87

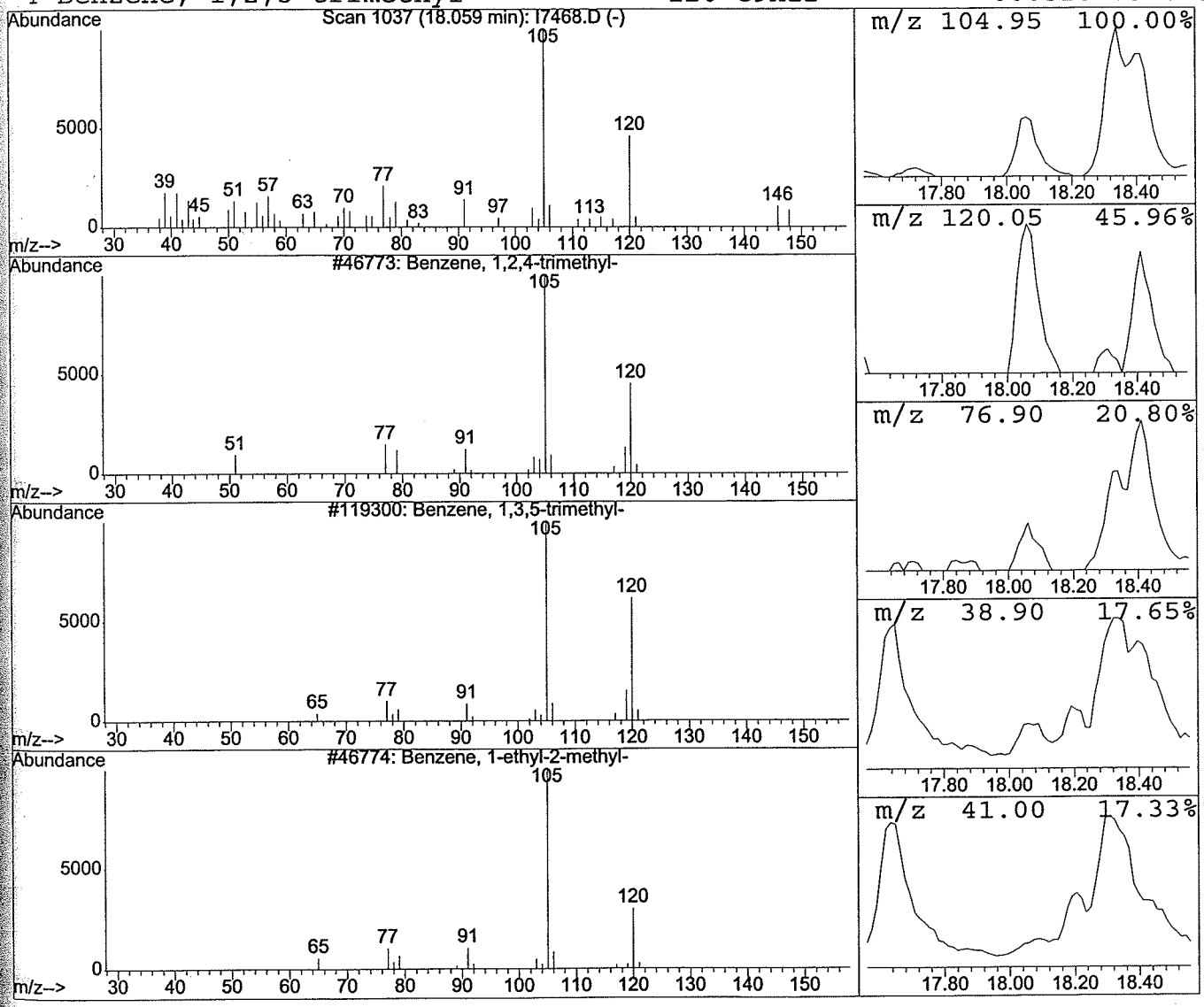

0172

Library Search Compound Report

Data File : C:\HPCHEM\1\DATA\10-15-03\I7468.D Vial: 20
Acq On : 15 Oct 2003 20:07 Operator: DPEI
Sample : AISB-10C/14.5-15,09114-006,S,1g Inst : 5970 - In
Misc : WHITMAN/DEXTER_CHE,10/09/03,10/11/03 Multiplr: 1.00
MS Integration Params: LSCINT.P

Quant Method : C:\HPCHEM\1\METHODS\ISO1014.M (RTE Integrator)
Title : VOLATILE ORGANICS BY EPA METHOD 8260B
Library : C:\DATABASE\NIST98.L

****

Peak Number 3 Substituted benzene Concentration Rank 1

R.T.	EstConc	Area	Relative to ISTD	R.T.
18.32	96.30 UG	4566360	Chlorobenzene-d5	14.46

Hit# of 5	Tentative ID	MW	MolForm	CAS#	Qual
1	Benzene, 1-methyl-3-propyl-	134	C10H14	001074-43-7	42
2	Benzene, (1-methylpropyl)-	134	C10H14	000135-98-8	30
3	Benzene, 1,3-diethyl-	134	C10H14	000141-93-5	25
4	Benzene, diethyl-	134	C10H14	025340-17-4	25

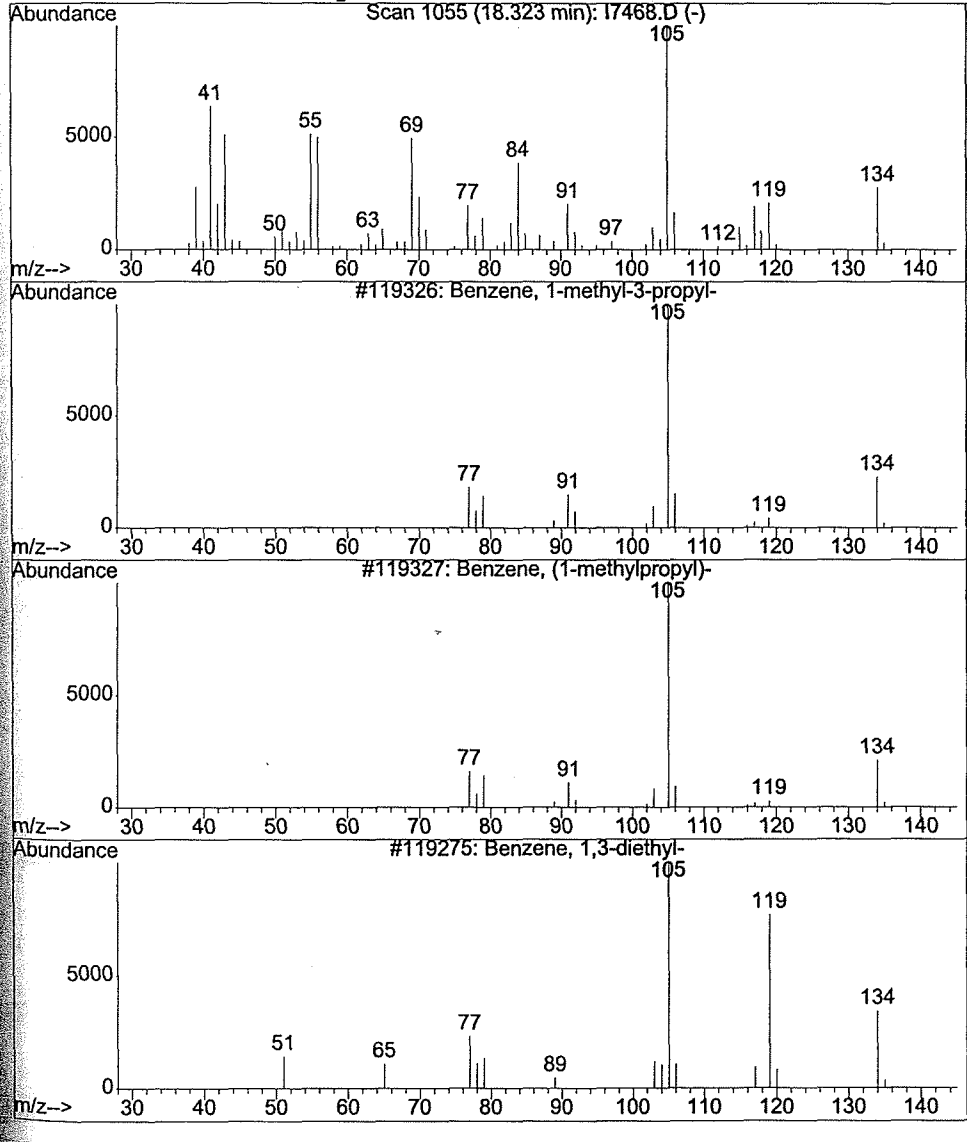

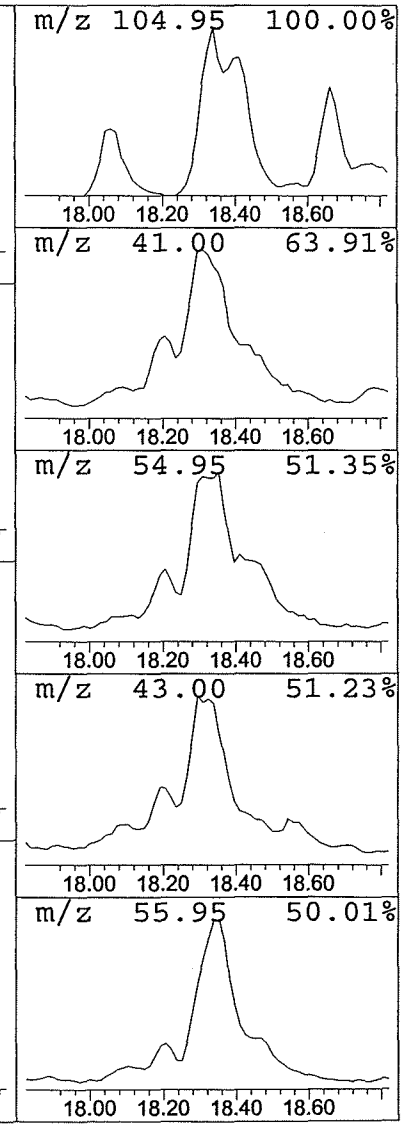

0173

Library Search Compound Report

Data File : C:\HPCHEM\1\DATA\10-15-03\I7468.D Vial: 20
Acq On : 15 Oct 2003 20:07 Operator: DPEI
Sample : AISB-10C/14.5-15,09114-006,S,1g Inst : 5970 - In
Misc : WHITMAN/DEXTER_CHE,10/09/03,10/11/03 Multiplr: 1.00
MS Integration Params: LSCINT.P

Quant Method : C:\HPCHEM\1\METHODS\ISO1014.M (RTE Integrator)
Title : VOLATILE ORGANICS BY EPA METHOD 8260B
Library : C:\DATABASE\NIST98.L

****

Peak Number 4 Substituted benzene Concentration Rank 6

R.T.	EstConc	Area	Relative to ISTD	R.T.
18.79	58.45 UG	2771630	Chlorobenzene-d5	14.46

Hit# of 5	Tentative ID	MW	MolForm	CAS#	Qual
1	Benzene, 1-methyl-3-(1-methylethyl)	134	C10H14	000535-77-3	97
2	Benzene, 1-methyl-2-(1-methylethyl)	134	C10H14	000527-84-4	97
3	Benzene, 1-methyl-4-(1-methylethyl)	134	C10H14	000099-87-6	97
4	Benzene, 1-methyl-4-(1-methylethyl)	134	C10H14	000099-87-6	97

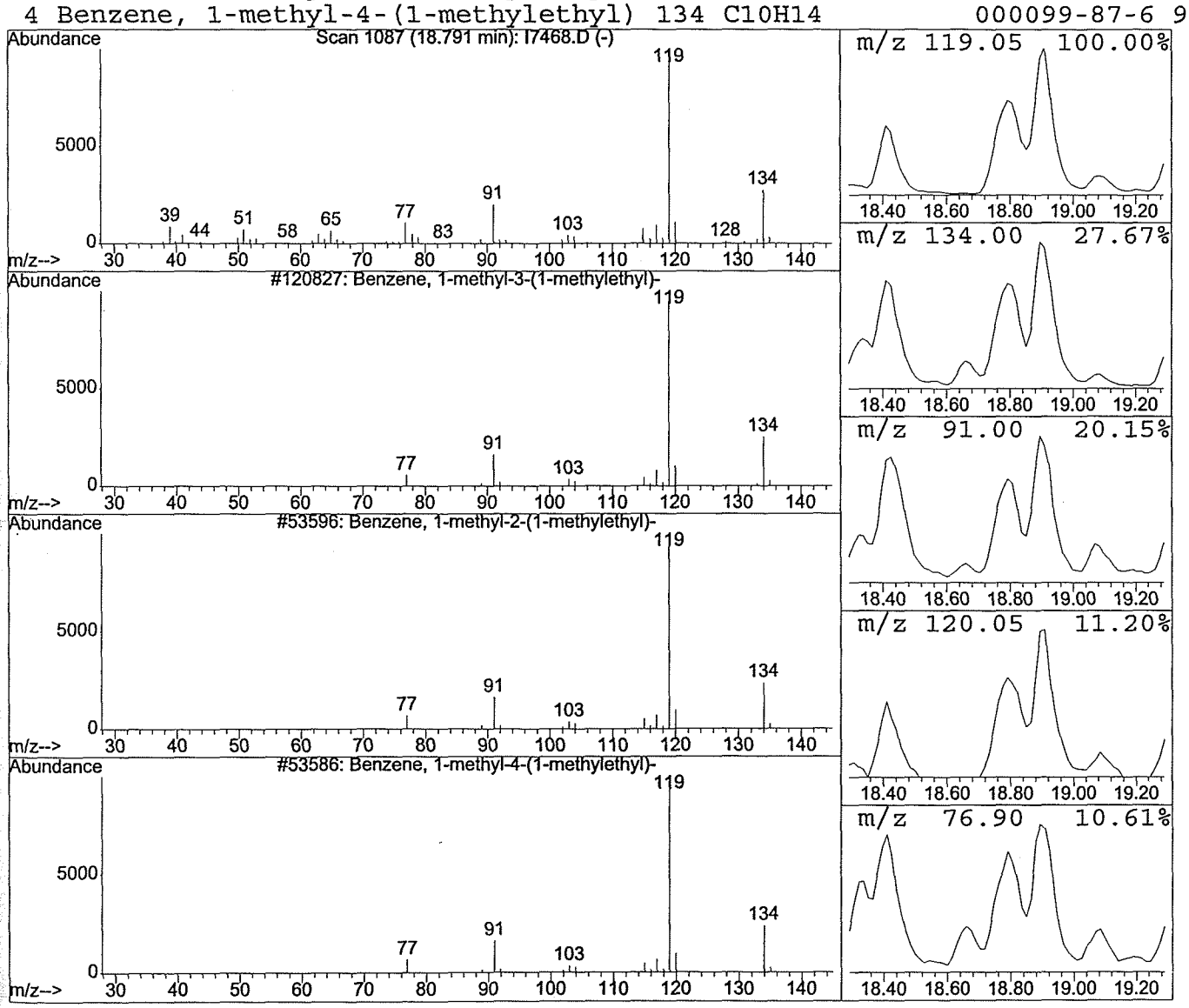

0174

Library Search Compound Report

Data File : C:\HPCHEM\1\DATA\10-15-03\I7468.D Vial: 20
Acq On : 15 Oct 2003 20:07 Operator: DPEI
Sample : AISB-10C/14.5-15,09114-006,S,1g Inst : 5970 - In
Misc : WHITMAN/DEXTER_CHE,10/09/03,10/11/03 Multiplr: 1.00
MS Integration Params: LSCINT.P

Quant Method : C:\HPCHEM\1\METHODS\ISO1014.M (RTE Integrator)
Title : VOLATILE ORGANICS BY EPA METHOD 8260B
Library : C:\DATABASE\NIST98.L

****

Peak Number 5 Substituted benzene Concentration Rank 4

R.T.	EstConc	Area	Relative to ISTD	R.T.
18.91	71.70 UG	3399650	Chlorobenzene-d5	14.46

Hit# of 5	Tentative ID	MW	MolForm	CAS#	Qual
1	Benzene, 4-ethyl-1,2-dimethyl-	134	C10H14	000934-80-5	95
2	Benzene, 1-methyl-2-(1-methylethyl)	134	C10H14	000527-84-4	95
3	Benzene, 2-ethyl-1,3-dimethyl-	134	C10H14	002870-04-4	94
4	Benzene, 1-ethyl-2,4-dimethyl-	134	C10H14	000874-41-9	94

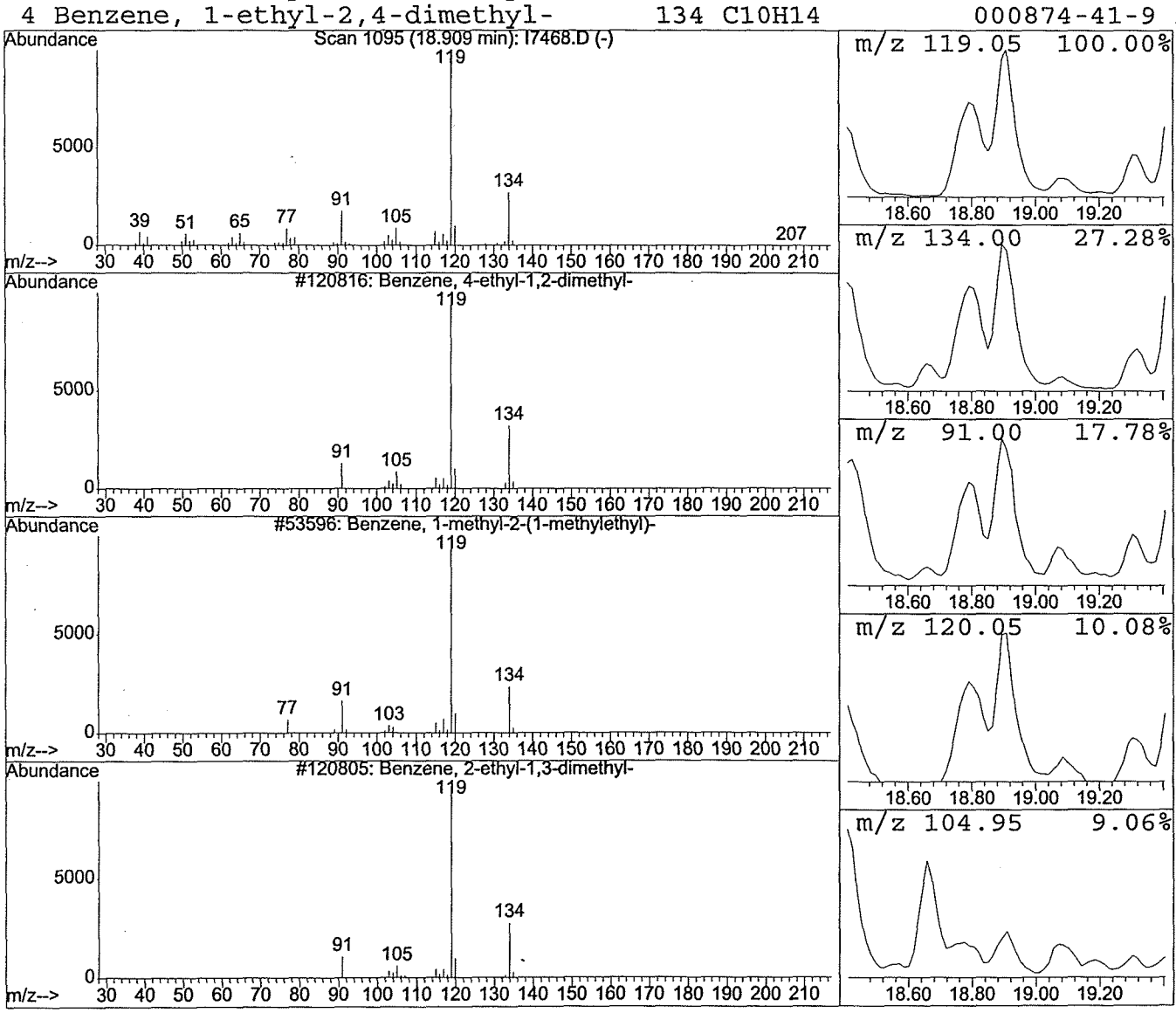

0175

Library Search Compound Report

Data File : C:\HPCHEM\1\DATA\10-15-03\I7468.D Vial: 20
Acq On : 15 Oct 2003 20:07 Operator: DPEI
Sample : AISB-10C/14.5-15,09114-006,S,1g Inst : 5970 - In
Misc : WHITMAN/DEXTER_CHE,10/09/03,10/11/03 Multiplr: 1.00
MS Integration Params: LSCINT.P

Quant Method : C:\HPCHEM\1\METHODS\ISO1014.M (RTE Integrator)
Title : VOLATILE ORGANICS BY EPA METHOD 8260B
Library : C:\DATABASE\NIST98.L

****

Peak Number 6 Substituted benzene Concentration Rank 7

R.T.	EstConc	Area	Relative to ISTD	R.T.
19.44	40.37 UG	1914150	Chlorobenzene-d5	14.46

Hit# of 5	Tentative ID	MW	MolForm	CAS#	Qual
1	Benzene, 1,2,4,5-tetramethyl-	134	C10H14	000095-93-2	96
2	Benzene, 1,2,3,5-tetramethyl-	134	C10H14	000527-53-7	95
3	Benzene, 1,2,4,5-tetramethyl-	134	C10H14	000095-93-2	95
4	Benzene, 1,2,3,4-tetramethyl-	134	C10H14	000488-23-3	94

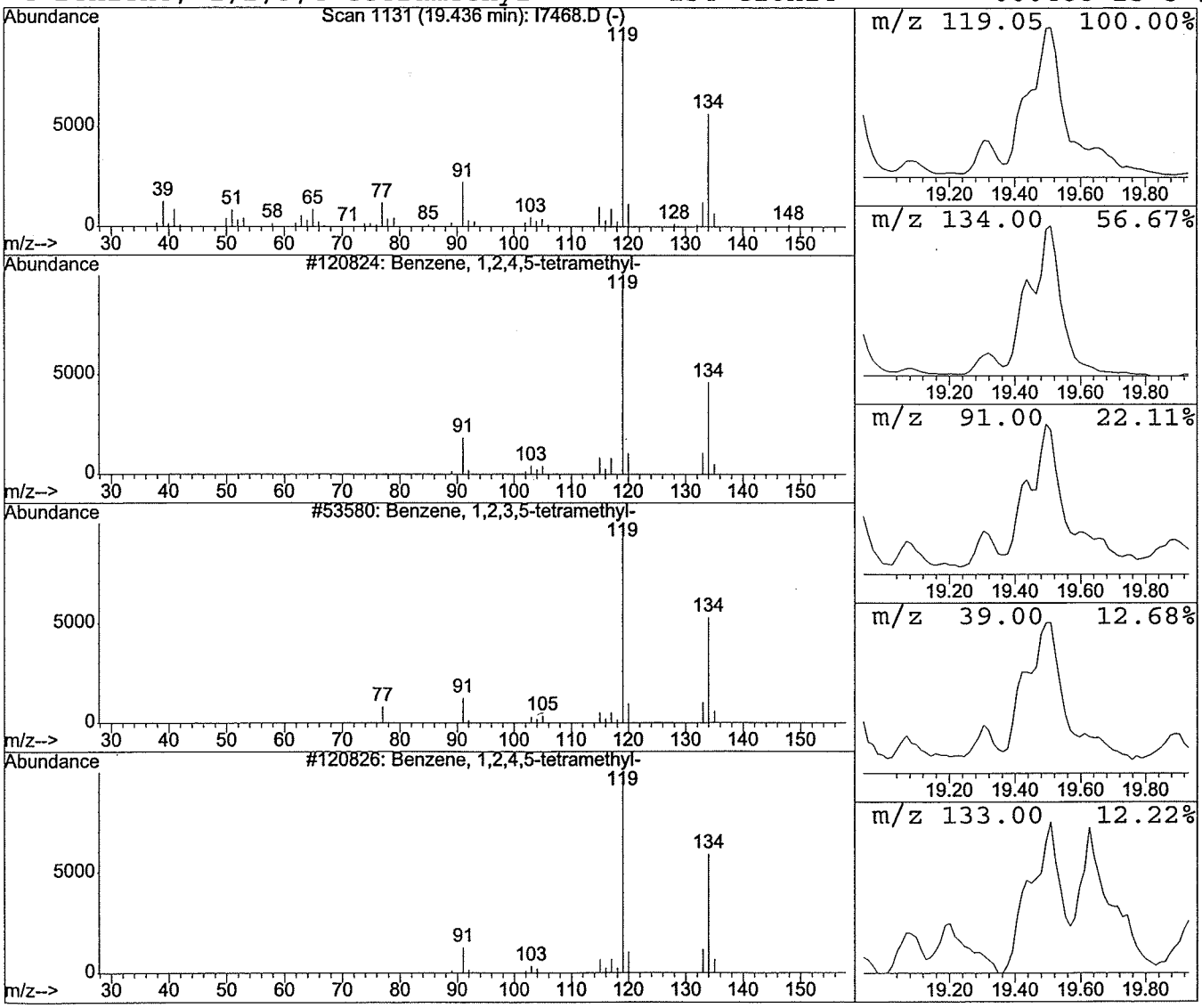

Library Search Compound Report

Data File : C:\HPCHEM\1\DATA\10-15-03\I7468.D Vial: 20
Acq On : 15 Oct 2003 20:07 Operator: DPEI
Sample : AISB-10C/14.5-15,09114-006,S,1g Inst : 5970 - In
Misc : WHITMAN/DEXTER_CHE,10/09/03,10/11/03 Multiplr: 1.00
MS Integration Params: LSCINT.P

Quant Method : C:\HPCHEM\1\METHODS\ISO1014.M (RTE Integrator)
Title : VOLATILE ORGANICS BY EPA METHOD 8260B
Library : C:\DATABASE\NIST98.L

****

Peak Number 7 Substituted benzene Concentration Rank 3

R.T.	EstConc	Area	Relative to ISTD	R.T.
19.51	76.78 UG	3640600	Chlorobenzene-d5	14.46

Hit# of 5	Tentative ID	MW	MolForm	CAS#	Qual
1	Benzene, 1,2,3,5-tetramethyl-	134	C10H14	000527-53-7	95
2	Benzene, 1,2,4,5-tetramethyl-	134	C10H14	000095-93-2	94
3	Benzene, 1,2,3,4-tetramethyl-	134	C10H14	000488-23-3	94
4	Benzene, 1,2,3,4-tetramethyl-	134	C10H14	000488-23-3	93

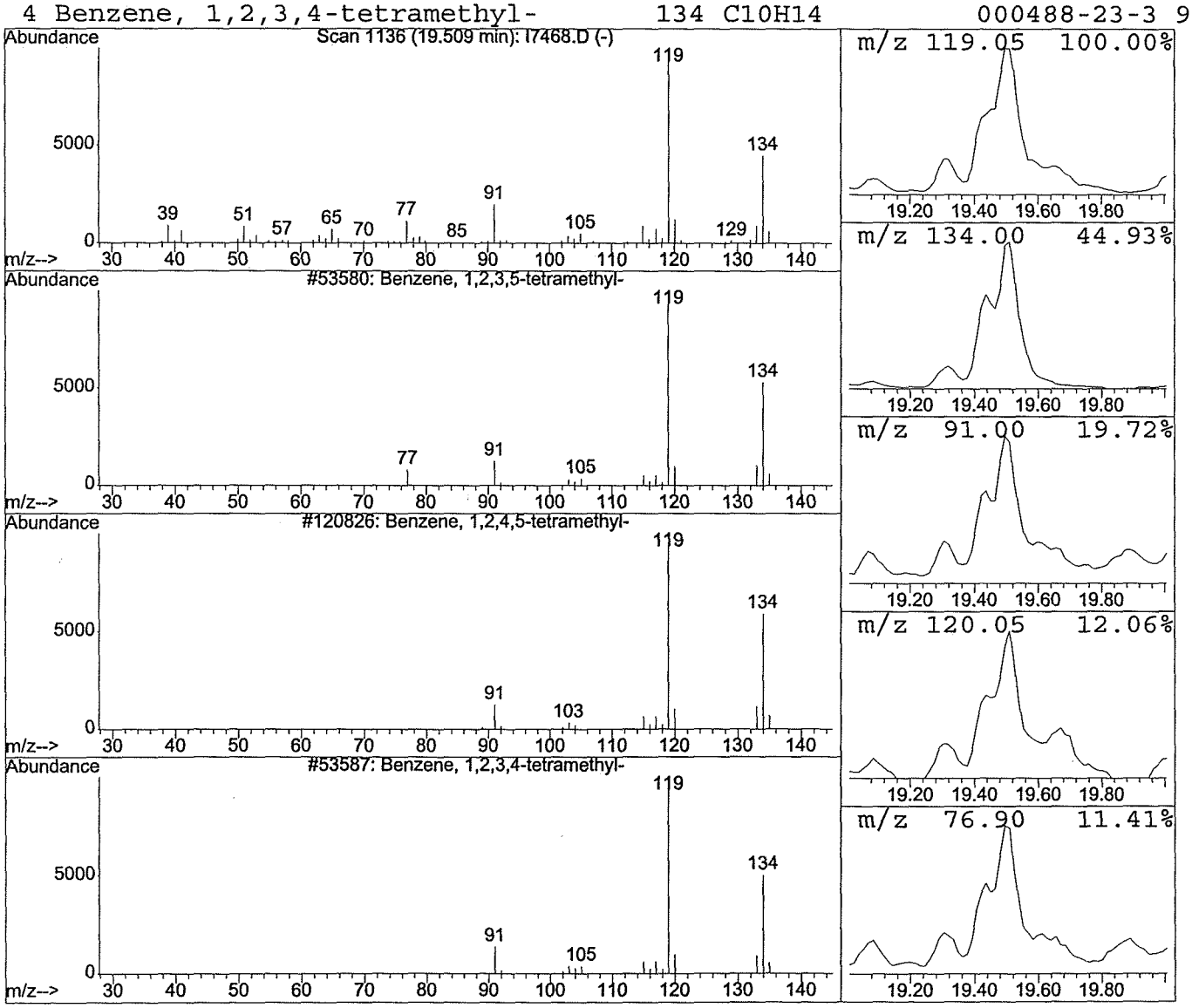

0177

Library Search Compound Report

Data File : C:\HPCHEM\1\DATA\10-15-03\I7468.D Vial: 20
Acq On : 15 Oct 2003 20:07 Operator: DPEI
Sample : AISB-10C/14.5-15,09114-006,S,1g Inst : 5970 - In
Misc : WHITMAN/DEXTER_CHE,10/09/03,10/11/03 Multiplr: 1.00
MS Integration Params: LSCINT.P

Quant Method : C:\HPCHEM\1\METHODS\ISO1014.M (RTE Integrator)
Title : VOLATILE ORGANICS BY EPA METHOD 8260B
Library : C:\DATABASE\NIST98.L

****

Peak Number 8 Substituted benzene Concentration Rank 10

R.T.	EstConc	Area	Relative to ISTD	R.T.
19.89	29.40 UG	1393810	Chlorobenzene-d5	14.46

Hit# of 5	Tentative ID	MW	MolForm	CAS#	Qual
1	Indan, 1-methyl-	132	C10H12	000767-58-8	91
2	1H-Indene, 2,3-dihydro-4-methyl-	132	C10H12	000824-22-6	91
3	1H-Indene, 2,3-dihydro-5-methyl-	132	C10H12	000874-35-1	87
4	Indan, 1-methyl-	132	C10H12	000767-58-8	81

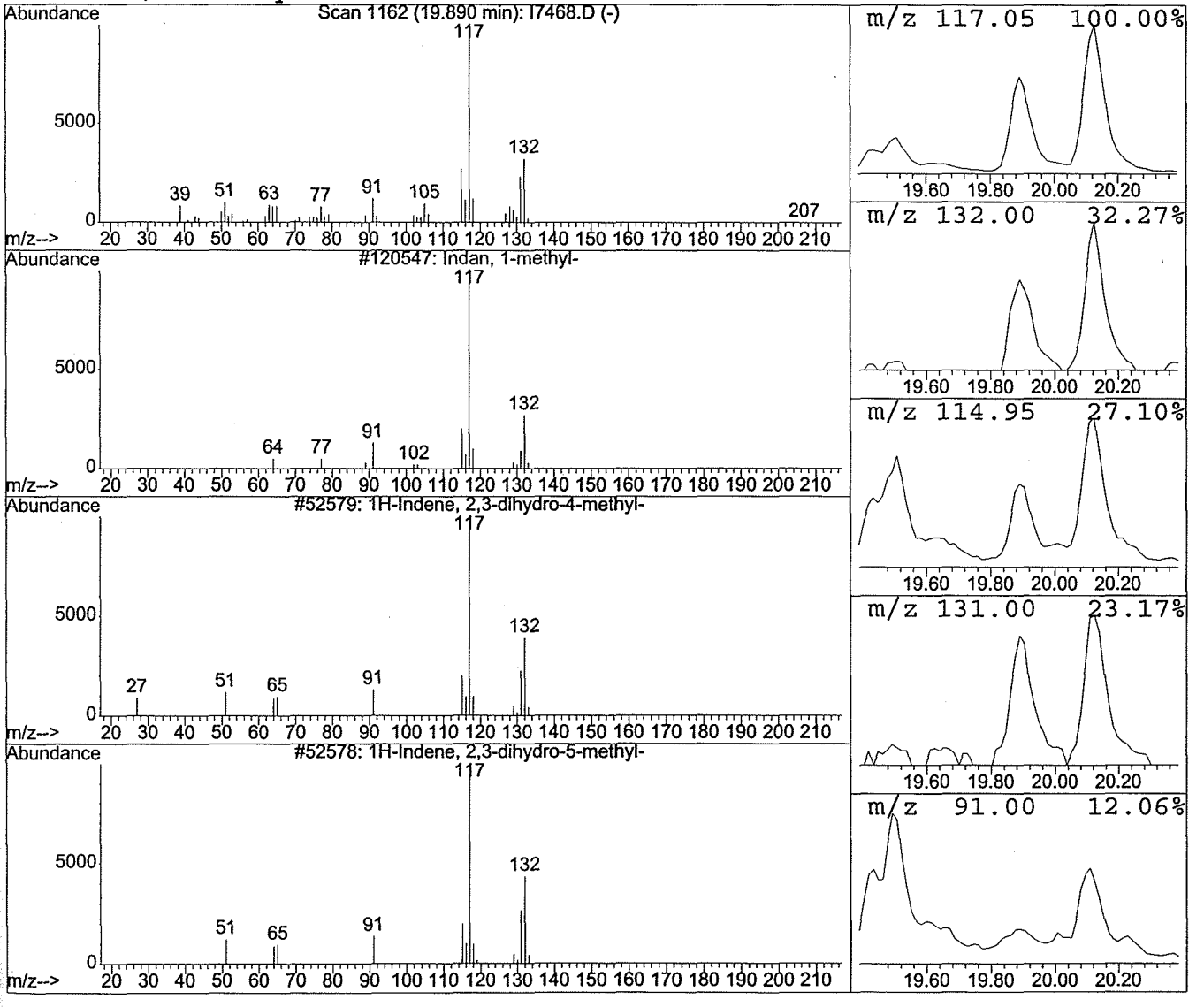

0178

Data File : C:\HPCHEM\1\DATA\10-15-03\I7468.D Vial: 20
Acq On : 15 Oct 2003 20:07 Operator: DPEI
Sample : AISB-10C/14.5-15,09114-006,S,1g Inst : 5970 - In
Misc : WHITMAN/DEXTER_CHE,10/09/03,10/11/03 Multiplr: 1.00
MS Integration Params: LSCINT.P

Quant Method : C:\HPCHEM\1\METHODS\ISO1014.M (RTE Integrator)
Title : VOLATILE ORGANICS BY EPA METHOD 8260B
Library : C:\DATABASE\NIST98.L

****

Peak Number 9 Substituted benzene Concentration Rank 5

R.T.	EstConc	Area	Relative to ISTD	R.T.
20.11	63.79 UG	3024750	Chlorobenzene-d5	14.46

Hit# of 5	Tentative ID	MW	MolForm	CAS#	Qual
1	Benzene, 1-butenyl-, (E)-	132	C10H12	001005-64-7	87
2	Benzene, 2-butenyl-	132	C10H12	001560-06-1	80
3	Benzene, 1-methyl-2-(2-propenyl)-	132	C10H12	001587-04-8	80
4	3-Phenylbut-1-ene	132	C10H12	000934-10-1	55

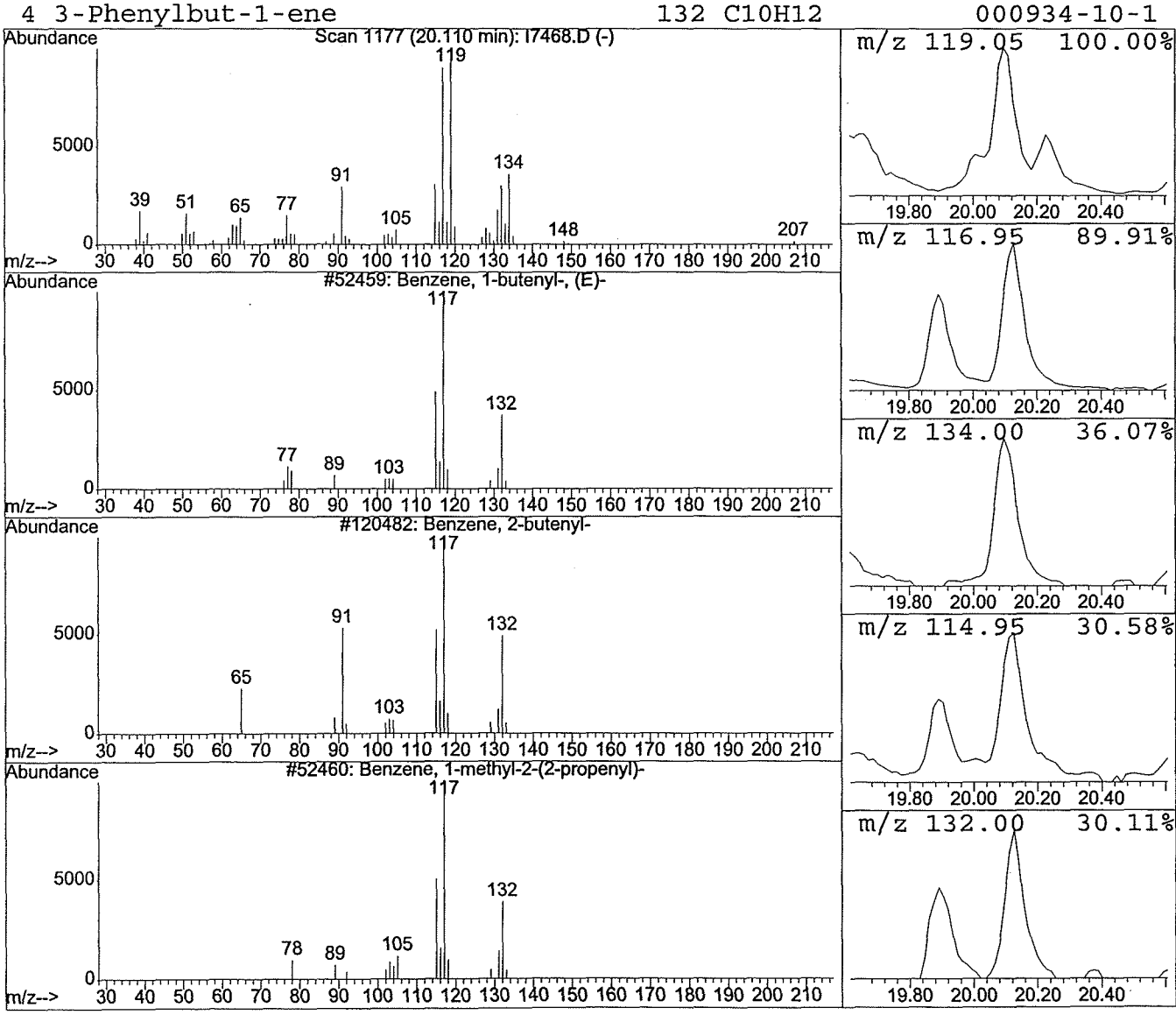

Library Search Compound Report

Data File : C:\HPCHEM\1\DATA\10-15-03\I7468.D Vial: 20
Acq On : 15 Oct 2003 20:07 Operator: DPEI
Sample : AISB-10C/14.5-15,09114-006,S,1g Inst : 5970 - In
Misc : WHITMAN/DEXTER_CHE,10/09/03,10/11/03 Multiplr: 1.00
MS Integration Params: LSCINT.P

Quant Method : C:\HPCHEM\1\METHODS\ISO1014.M (RTE Integrator)
Title : VOLATILE ORGANICS BY EPA METHOD 8260B
Library : C:\DATABASE\NIST98.L

****

Peak Number 10 Substituted benzene Concentration Rank 9

R.T.	EstConc	Area	Relative to ISTD	R.T.
21.49	29.52 UG	1399570	Chlorobenzene-d5	14.46

Hit# of 5	Tentative ID	MW	MolForm	CAS#	Qual
1	Benzene, 1,2,3-trichloro-	180	C6H3Cl3	000087-61-6	98
2	Benzene, 1,2,4-trichloro-	180	C6H3Cl3	000120-82-1	97
3	Benzene, 1,2,4-trichloro-	180	C6H3Cl3	000120-82-1	96
4	Benzene, 1,2,3-trichloro-	180	C6H3Cl3	000087-61-6	96

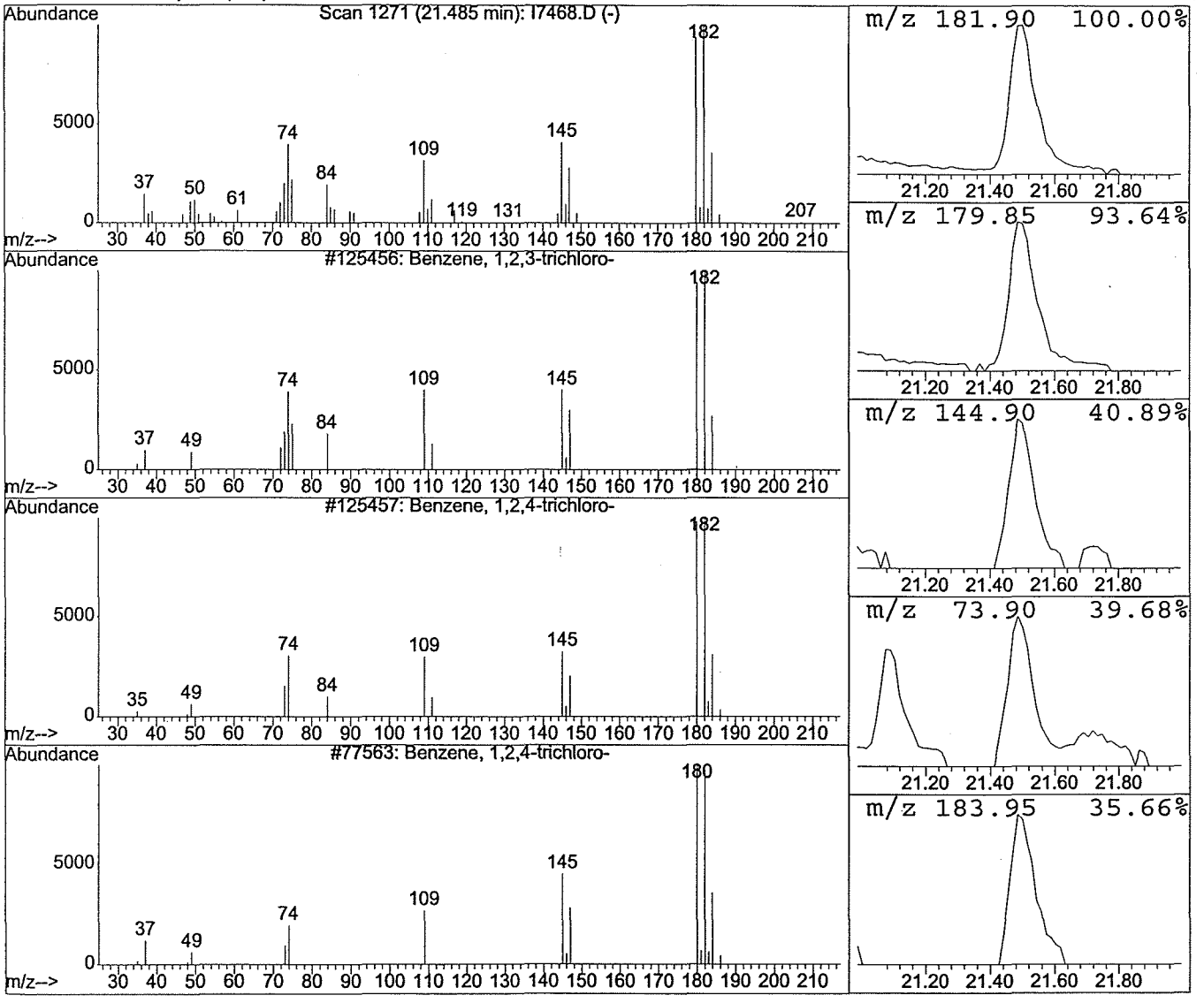

0180

Quantitation Report (QT Reviewed)

Data File : C:\HPCHEM\1\DATA\10-15-03\I7453.D Vial: 5
Acq On : 15 Oct 2003 12:31 Operator: DPEI
Sample : AISB-11A/7.5-8,09114-007,S,5g Inst : 5970 - In
Misc : WHITMAN/DEXTER_CHE,10/09/03,10/11/03 Multiplr: 1.00
MS Integration Params: rteint.p
Quant Time: Oct 15 13:14 2003 Quant Results File: ISO1014.RES

Quant Method : C:\HPCHEM\1\METHODS\ISO1014.M (RTE Integrator)
Title : VOLATILE ORGANICS BY EPA METHOD 8260B
Last Update : Tue Oct 14 14:44:24 2003
Response via : Initial Calibration
DataAcq Meth : VOAI

Internal Standards	R.T.	QIon	Response	Conc	Units	Dev(Min)
1) Pentafluorobenzene	9.08	168	1177785	50.00	UG	0.01
31) 1,4-Difluorobenzene	10.15	114	1204720	50.00	UG	0.00
50) Chlorobenzene-d5	14.46	117	913051	50.00	UG	-0.02
System Monitoring Compounds						
30) 1,2-Dichloroethane-d4	9.51	65	463681	45.84	UG	0.01
Spiked Amount 50.000	Range 36 - 115		Recovery = 91.68%			
41) Toluene-d8	12.31	98	1141042	51.36	UG	0.00
Spiked Amount 50.000	Range 35 - 117		Recovery = 102.72%			
59) Bromofluorobenzene	16.23	95	653690	41.43	UG	-0.02
Spiked Amount 50.000	Range 47 - 115		Recovery = 82.86%			

Target Compounds Qvalue

(#) = qualifier out of range (m) = manual integration

Quantitation Report

Data File : C:\HPCHEM\1\DATA\10-15-03\I7453.D Vial: 5
Acq On : 15 Oct 2003 12:31 Operator: DPEI
Sample : AISB-11A/7.5-8,09114-007,S,5g Inst : 5970 - In
Misc : WHITMAN/DEXTER_CHE,10/09/03,10/11/03 Multiplr: 1.00
MS Integration Params: rteint.p
Quant Time: Oct 15 13:14 2003 Quant Results File: ISO1014.RES

Method : C:\HPCHEM\1\METHODS\ISO1014.M (RTE Integrator)
Title : VOLATILE ORGANICS BY EPA METHOD 8260B
Last Update : Tue Oct 14 14:44:24 2003
Response via : Initial Calibration



0182

LSC Area Percent Report

Data File : C:\HPCHEM\1\DATA\10-15-03\I7453.D Vial: 5
Acq On : 15 Oct 2003 12:31 Operator: DPEI
Sample : AISB-11A/7.5-8,09114-007,S,5g Inst : 5970 - In
Misc : WHITMAN/DEXTER_CHE,10/09/03,10/11/03 Multiplr: 1.00
MS Integration Params: LSCINT.P

Method : C:\HPCHEM\1\METHODS\ISO1014.M (RTE Integrator)
Title : VOLATILE ORGANICS BY EPA METHOD 8260B
Smoothing : OFF Filtering: 9
Sampling : 1 Min Area: 0.3 % of largest Peak
Start Thrs: 0.02 Max Peaks: 100
Stop Thrs : 0.02 Peak Location: TOP

If leading or trailing edge < 50 prefer < Baseline drop else tangent >
Peak separation: 5

Signal : TIC

Peak #	R.T. min	first scan	max scan	last scan	PK TY	peak height	corr. area	corr. % max.	% of total
1	5.696	176	182	184	rBV2	11531	46342	1.31%	0.257%
2	9.084	407	414	435	rBV	544177	3525300	100.00%	19.560%
3	9.507	437	443	458	rVV2	191018	1199077	34.01%	6.653%
4	10.150	479	487	504	rBV	502271	2885930	81.86%	16.012%
5	12.308	627	634	655	rBV	616090	3441094	97.61%	19.093%
6	14.457	769	775	788	rBV	556040	2970021	84.25%	16.479%
7	16.233	886	892	904	rBV	578729	3124768	88.64%	17.338%
8	16.497	906	909	914	rVB4	20018	88845	2.52%	0.493%
9	19.081	1078	1086	1096	rBV	67333	468986	13.30%	2.602%
10	21.695	1257	1265	1279	rBV2	30219	272670	7.73%	1.513%

Sum of corrected areas: 18023033

I7453.D ISO1014.M Wed Oct 15 13:15:19 2003 MSD_I

LSC Report - Integrated Chromatogram

File : C:\HPCHEM\1\DATA\10-15-03\I7453.D
Operator : DPEI
Acquired : 15 Oct 2003 12:31 using AcqMethod VOAI
Instrument : 5970 - In
Sample Name: AISB-11A/7.5-8,09114-007,S,5g
Misc Info : WHITMAN/DEXTER_CHE,10/09/03,10/11/03
Vial Number: 5
Quant File :ISO1014.RES (RTE Integrator)

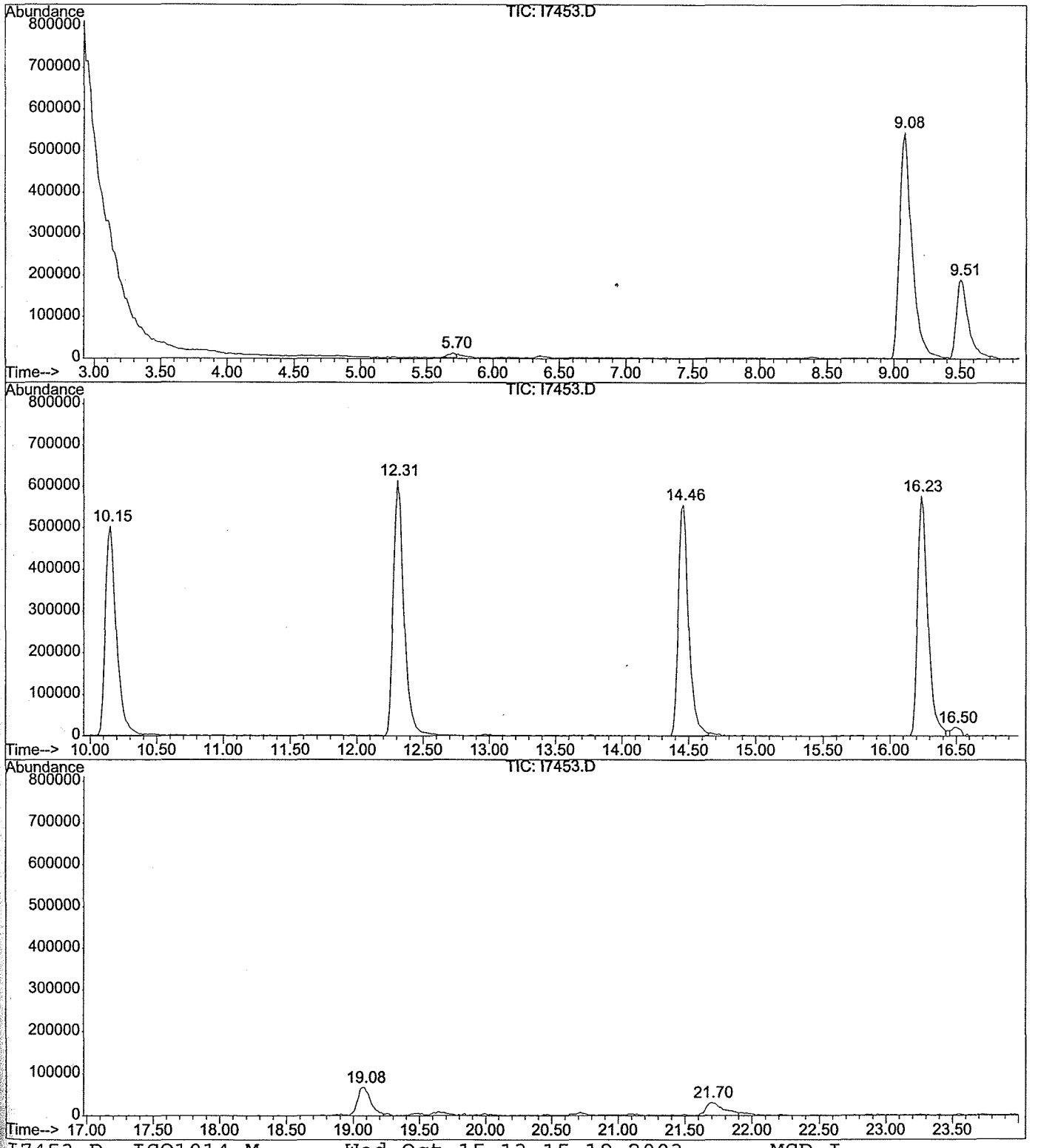

I7453.D ISO1014.M Wed Oct 15 13:15:19 2003 MSD_I

Quantitation Report (QT Reviewed)

Data File : C:\HPCHEM\1\DATA\10-15-03\I7454.D Vial: 6
Acq On : 15 Oct 2003 13:02 Operator: DPEI
Sample : AISB-11B/10.5-11,09114-008,S,5g Inst : 5970 - In
Misc : WHITMAN/DEXTER_CHE,10/09/03,10/11/03 Multiplr: 1.00
MS Integration Params: rteint.p
Quant Time: Oct 15 13:48 2003 Quant Results File: ISO1014.RES

Quant Method : C:\HPCHEM\1\METHODS\ISO1014.M (RTE Integrator)
Title : VOLATILE ORGANICS BY EPA METHOD 8260B
Last Update : Tue Oct 14 14:44:24 2003
Response via : Initial Calibration
DataAcq Meth : VOAI

Internal Standards	R.T.	QIon	Response	Conc	Units	Dev(Min)
1) Pentafluorobenzene	9.21	168	1159477	50.00	UG	0.14
31) 1,4-Difluorobenzene	10.24	114	1177853	50.00	UG	0.09
50) Chlorobenzene-d5	14.48	117	862174	50.00	UG	0.00
System Monitoring Compounds						
30) 1,2-Dichloroethane-d4	9.62	65	451908	45.38	UG	0.12
Spiked Amount 50.000	Range 36 - 115		Recovery = 90.76%			
41) Toluene-d8	12.36	98	1108204	51.02	UG	0.04
Spiked Amount 50.000	Range 35 - 117		Recovery = 102.04%			
59) Bromofluorobenzene	16.24	95	637766	42.80	UG	-0.01
Spiked Amount 50.000	Range 47 - 115		Recovery = 85.60%			
Target Compounds						Qvalue
78) Naphthalene	21.12	128	29127	3.20	UG	# 98

(#) = qualifier out of range (m) = manual integration

Quantitation Report

Data File : C:\HPCHEM\1\DATA\10-15-03\I7454.D Vial: 6
Acq On : 15 Oct 2003 13:02 Operator: DPEI
Sample : AISB-11B/10.5-11,09114-008,S,5g Inst : 5970 - In
Misc : WHITMAN/DEXTER_CHE,10/09/03,10/11/03 Multiplr: 1.00
MS Integration Params: rteint.p
Quant Time: Oct 15 13:48 2003 Quant Results File: ISO1014.RES

Method : C:\HPCHEM\1\METHODS\ISO1014.M (RTE Integrator)
Title : VOLATILE ORGANICS BY EPA METHOD 8260B
Last Update : Tue Oct 14 14:44:24 2003
Response via : Initial Calibration

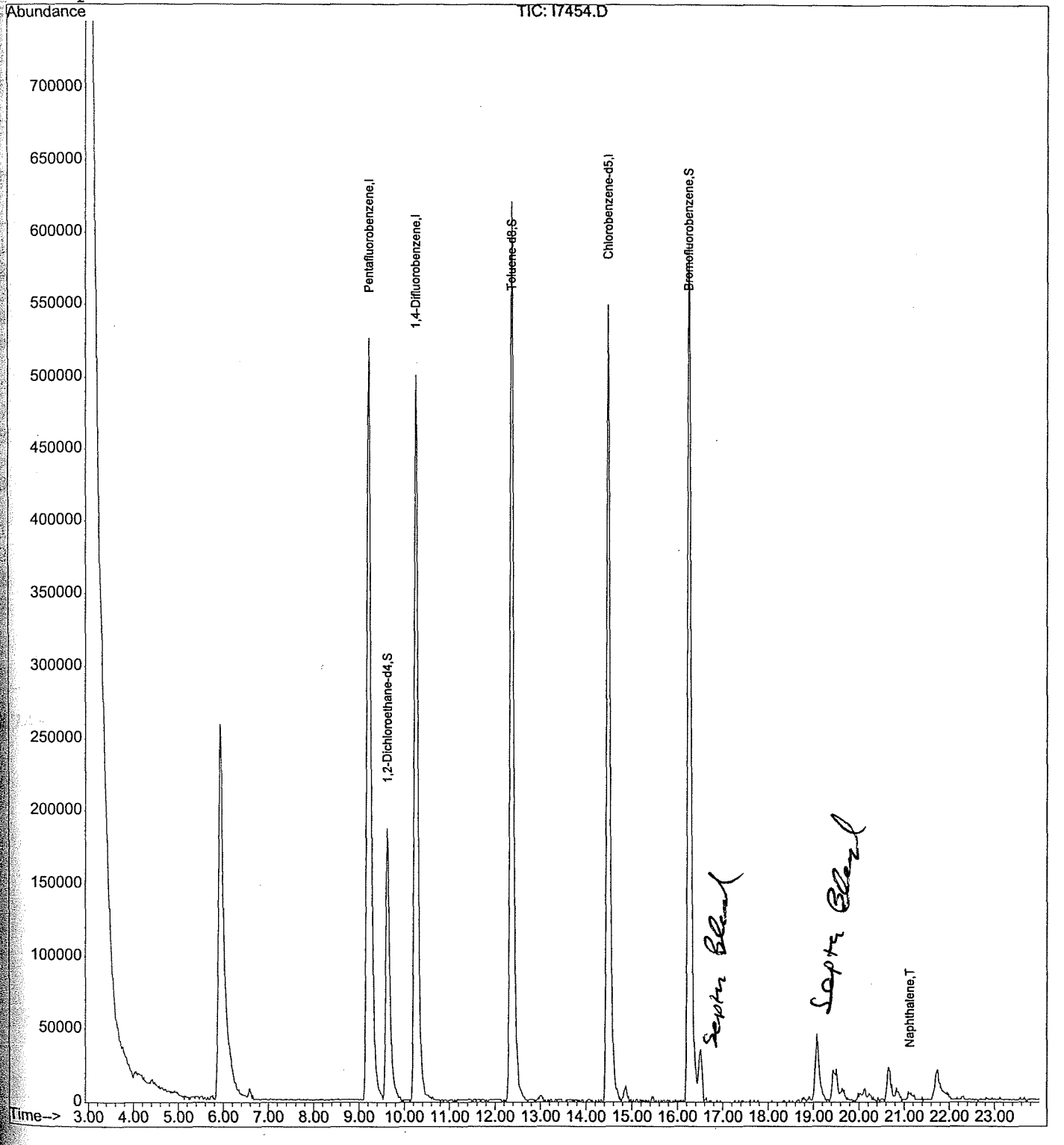

LSC Area Percent Report

Data File : C:\HPCHEM\1\DATA\10-15-03\I7454.D Vial: 6
Acq On : 15 Oct 2003 13:02 Operator: DPEI
Sample : AISB-11B/10.5-11,09114-008,S,5g Inst : 5970 - In
Misc : WHITMAN/DEXTER_CHE,10/09/03,10/11/03 Multiplr: 1.00
MS Integration Params: LSCINT.P

Method : C:\HPCHEM\1\METHODS\ISO1014.M (RTE Integrator)
Title : VOLATILE ORGANICS BY EPA METHOD 8260B
Smoothing : OFF Filtering: 9
Sampling : 1 Min Area: 0.3 % of largest Peak
Start Thrs: 0.02 Max Peaks: 100
Stop Thrs : 0.02 Peak Location: TOP

If leading or trailing edge < 50 prefer < Baseline drop else tangent >
Peak separation: 5

Signal : TIC

Peak #	R.T. min	first scan	max scan	last scan	PK TY	peak height	corr. area	corr. % max.	% of total
1	5.918	199	206	229	rBV	258100	2221124	63.85%	11.151%
2	9.207	422	430	451	rBV	525358	3478644	100.00%	17.464%
3	9.619	451	457	474	rBV	186161	1121023	32.23%	5.628%
4	10.236	491	497	511	rBV	500231	2846021	81.81%	14.288%
5	12.358	632	640	658	rBV	621873	3358401	96.54%	16.860%
6	14.475	778	785	797	rBV	550379	2847502	81.86%	14.295%
7	14.870	805	812	817	rBB2	11253	55822	1.60%	0.280%
8	16.242	900	906	919	rBV	591565	3125718	89.85%	15.692%
9	16.505	919	924	929	rVB4	36131	197352	5.67%	0.991%
10	19.075	1093	1100	1109	rBV	45488	264428	7.60%	1.328%
11	19.426	1119	1124	1128	rBV2	21725	110265	3.17%	0.554%
12	19.499	1128	1129	1134	rVB2	17985	44348	1.27%	0.223%
13	20.653	1202	1208	1212	rBV3	23940	125389	3.60%	0.629%
14	21.733	1273	1282	1285	rBV2	20675	122978	3.54%	0.617%

Sum of corrected areas: 19919015

I7454.D ISO1014.M Wed Oct 15 13:54:25 2003 MSD_I

LSC Report - Integrated Chromatogram

File : C:\HPCHEM\1\DATA\10-15-03\I7454.D
Operator : DPEI
Acquired : 15 Oct 2003 13:02 using AcqMethod VOAI
Instrument : 5970 - In
Sample Name: AISB-11B/10.5-11,09114-008,S,5g
Misc Info : WHITMAN/DEXTER_CHE,10/09/03,10/11/03
Vial Number: 6
Quant File :ISO1014.RES (RTE Integrator)

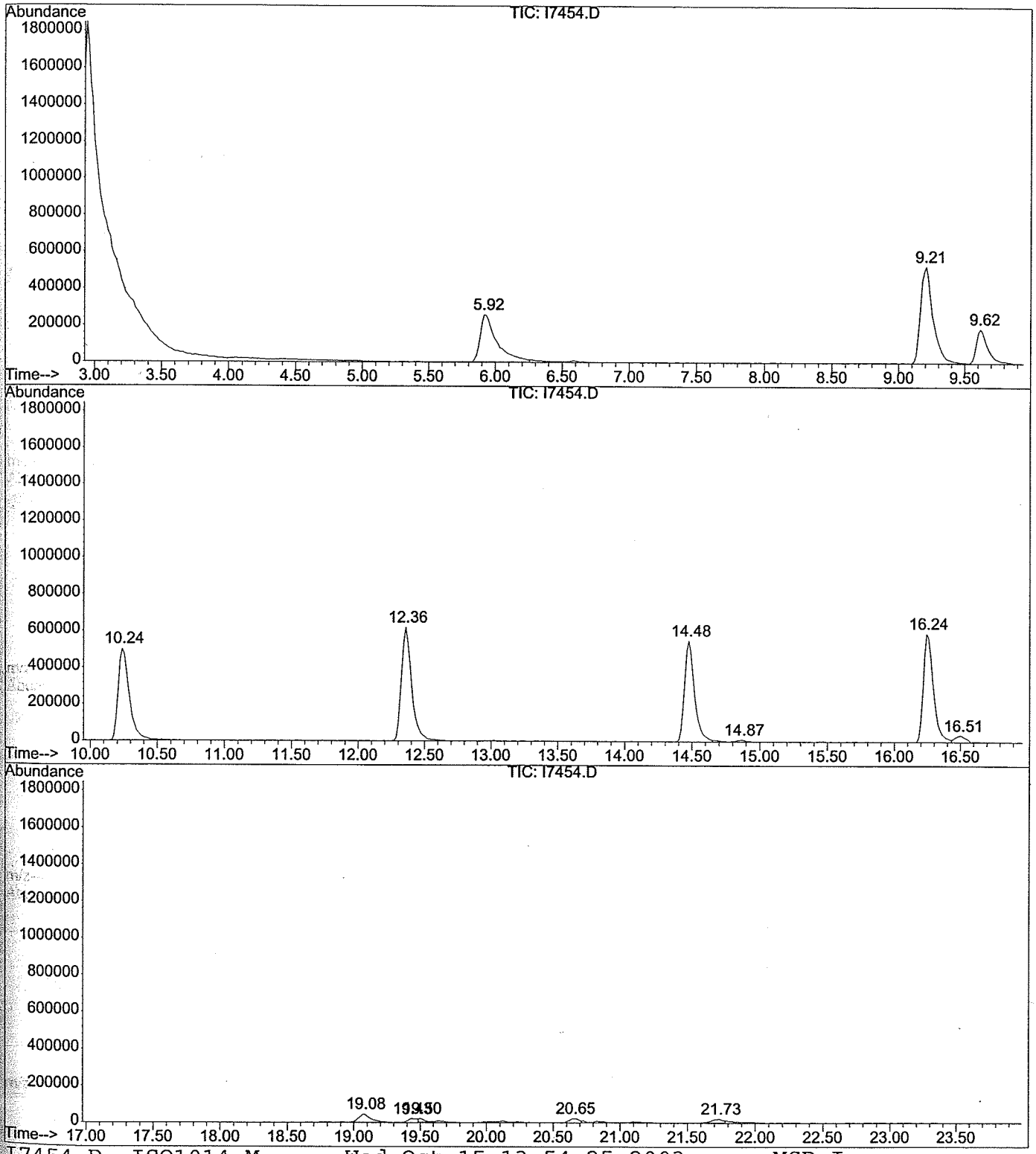

I7454.D ISO1014.M Wed Oct 15 13:54:25 2003 MSD_I

Library Search Compound Report

Data File : C:\HPCHEM\1\DATA\10-15-03\I7454.D Vial: 6
Acq On : 15 Oct 2003 13:02 Operator: DPEI
Sample : AISB-11B/10.5-11,09114-008,S,5g Inst : 5970 - In
Misc : WHITMAN/DEXTER_CHE,10/09/03,10/11/03 Multiplr: 1.00
MS Integration Params: LSCINT.P

Quant Method : C:\HPCHEM\1\METHODS\ISO1014.M (RTE Integrator)
Title : VOLATILE ORGANICS BY EPA METHOD 8260B
Library : C:\DATABASE\NIST98.L

****

Peak Number 1 Acetone Concentration Rank 1

R.T.	EstConc	Area	Relative to ISTD	R.T.
5.92	31.93 UG	2221120	Pentafluorobenzene	9.21

Hit# of 5	Tentative ID	MW	MolForm	CAS#	Qual
1	Acetone	58	C3H6O	000067-64-1	90
2	Acetone	58	C3H6O	000067-64-1	83
3	Acetone	58	C3H6O	000067-64-1	83
4	Acetone	58	C3H6O	000067-64-1	83

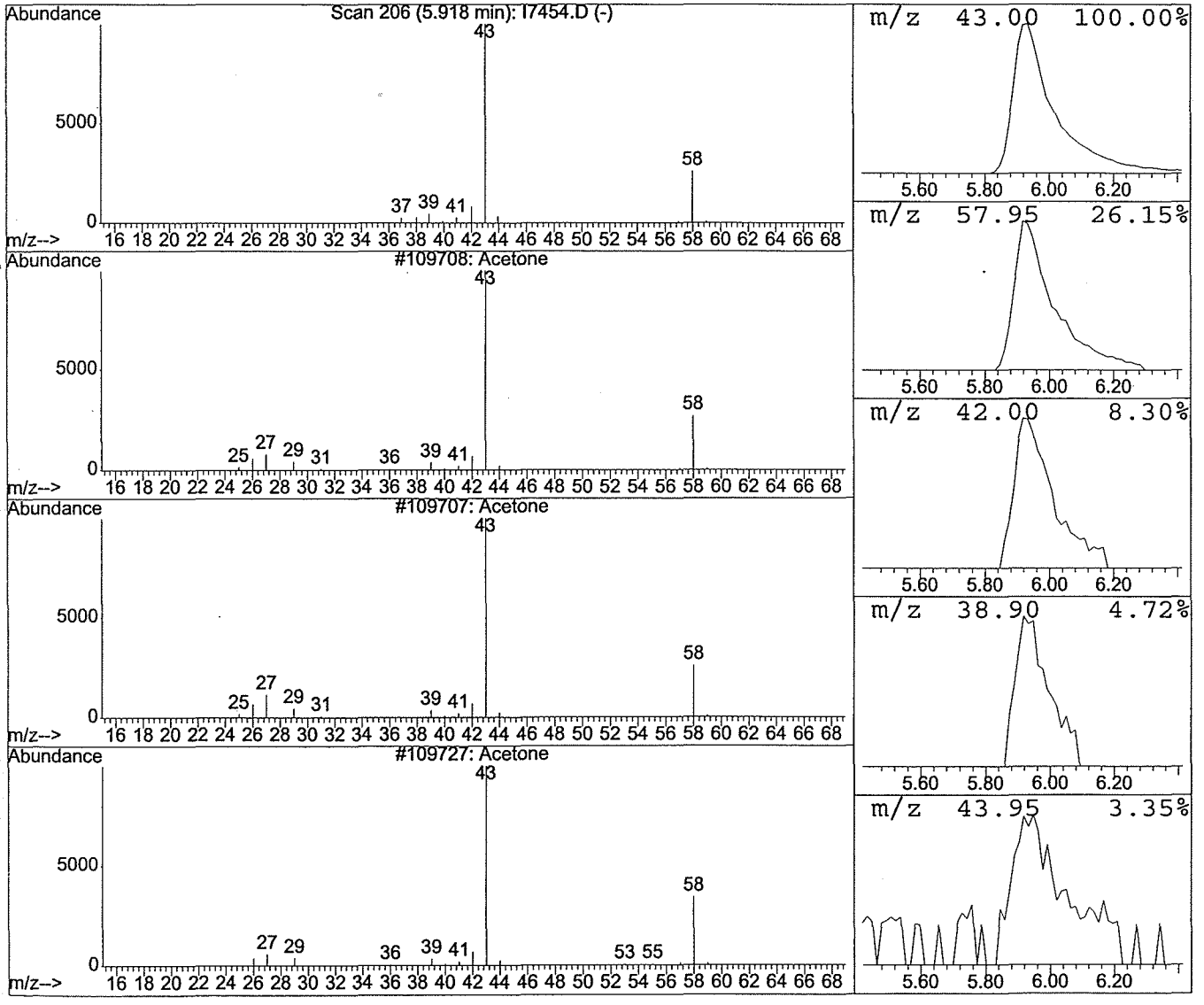

Quantitation Report (QT Reviewed)

Data File : C:\HPCHEM\1\DATA\10-15-03\I7457.D Vial: 9
Acq On : 15 Oct 2003 14:33 Operator: DPEI
Sample : AISB-11C/14.5-15,09114-009,S,5g Inst : 5970 - In
Misc : WHITMAN/DEXTER_CHE,10/09/03,10/11/03 Multiplr: 1.00
MS Integration Params: rteint.p
Quant Time: Oct 15 15:05 2003 Quant Results File: ISO1014.RES

Quant Method : C:\HPCHEM\1\METHODS\ISO1014.M (RTE Integrator)
Title : VOLATILE ORGANICS BY EPA METHOD 8260B
Last Update : Tue Oct 14 14:44:24 2003
Response via : Initial Calibration
DataAcq Meth : VOAI

Internal Standards	R.T.	QIon	Response	Conc	Units	Dev(Min)
1) Pentafluorobenzene	9.30	168	1126544	50.00	UG	0.23
31) 1,4-Difluorobenzene	10.30	114	1101776	50.00	UG	0.16
50) Chlorobenzene-d5	14.48	117	860998	50.00	UG	0.01
System Monitoring Compounds						
30) 1,2-Dichloroethane-d4	9.70	65	427323	44.16	UG	0.20
Spiked Amount 50.000	Range 36 - 115		Recovery = 88.32%			
41) Toluene-d8	12.39	98	1061605	52.25	UG	0.08
Spiked Amount 50.000	Range 35 - 117		Recovery = 104.50%			
59) Bromofluorobenzene	16.26	95	615713	41.38	UG	0.00
Spiked Amount 50.000	Range 47 - 115		Recovery = 82.76%			

Target Compounds Qvalue

(#) = qualifier out of range (m) = manual integration

Quantitation Report

Data File : C:\HPCHEM\1\DATA\10-15-03\I7457.D Vial: 9
Acq On : 15 Oct 2003 14:33 Operator: DPEI
Sample : AISB-11C/14.5-15,09114-009,S,5g Inst : 5970 - In
Misc : WHITMAN/DEXTER_CHE,10/09/03,10/11/03 Multiplr: 1.00
MS Integration Params: rteint.p
Quant Time: Oct 15 15:05 2003 Quant Results File: ISO1014.RES

Method : C:\HPCHEM\1\METHODS\ISO1014.M (RTE Integrator)
Title : VOLATILE ORGANICS BY EPA METHOD 8260B
Last Update : Tue Oct 14 14:44:24 2003
Response via : Initial Calibration



LSC Area Percent Report

Data File : C:\HPCHEM\1\DATA\10-15-03\I7457.D Vial: 9
Acq On : 15 Oct 2003 14:33 Operator: DPEI
Sample : AISB-11C/14.5-15,09114-009,S,5g Inst : 5970 - In
Misc : WHITMAN/DEXTER_CHE,10/09/03,10/11/03 Multiplr: 1.00
MS Integration Params: LSCINT.P

Method : C:\HPCHEM\1\METHODS\ISO1014.M (RTE Integrator)
Title : VOLATILE ORGANICS BY EPA METHOD 8260B
Smoothing : OFF Filtering: 9
Sampling : 1 Min Area: 0.3 % of largest Peak
Start Thrs: 0.02 Max Peaks: 100
Stop Thrs : 0.02 Peak Location: TOP

If leading or trailing edge < 50 prefer < Baseline drop else tangent >
Peak separation: 5

Signal : TIC

peak #	R.T. min	first scan	max scan	last scan	PK TY	peak height	corr. area	corr. % max.	% of total
1	3.139	3	15	73	rBV	1441804	21297705	100.00%	55.614%
2	9.281	416	423	445	rVB2	523136	3345263	15.71%	8.735%
3	9.700	445	451	464	rBV2	166697	1046133	4.91%	2.732%
4	10.303	484	490	507	rBV	492518	2721308	12.78%	7.106%
5	12.391	618	626	643	rBV	568776	3208589	15.07%	8.379%
6	14.485	756	762	775	rBV2	534847	2759075	12.95%	7.205%
7	16.257	871	877	888	rBV	489096	2740306	12.87%	7.156%
8	16.502	888	893	899	rVB5	43203	258423	1.21%	0.675%
9	19.066	1052	1059	1069	rBV	83191	530074	2.49%	1.384%
10	21.699	1222	1230	1242	rBV	42559	388422	1.82%	1.014%

Sum of corrected areas: 38295298

I7457.D ISO1014.M Wed Oct 15 15:06:09 2003 MSD_I

LSC Report - Integrated Chromatogram

File : C:\HPCHEM\1\DATA\10-15-03\I7457.D
Operator : DPEI
Acquired : 15 Oct 2003 14:33 using AcqMethod VOAI
Instrument : 5970 - In
Sample Name: AISB-11C/14.5-15,09114-009,S,5g
Misc Info : WHITMAN/DEXTER_CHE,10/09/03,10/11/03
Vial Number: 9
Quant File :ISO1014.RES (RTE Integrator)



I7457.D ISO1014.M Wed Oct 15 15:06:09 2003 MSD_I

Quantitation Report (QT Reviewed)

Data File : C:\HPCHEM\1\DATA\10-15-03\I7456.D Vial: 8
Acq On : 15 Oct 2003 14:03 Operator: DPEI
Sample : AISB-12A/7.5-8,09114-010,S,5g Inst : 5970 - In
Misc : WHITMAN/DEXTER_CHE,10/09/03,10/11/03 Multiplr: 1.00
MS Integration Params: rteint.p
Quant Time: Oct 15 14:32 2003 Quant Results File: ISO1014.RES

Quant Method : C:\HPCHEM\1\METHODS\ISO1014.M (RTE Integrator)
Title : VOLATILE ORGANICS BY EPA METHOD 8260B
Last Update : Tue Oct 14 14:44:24 2003
Response via : Initial Calibration
DataAcq Meth : VOAI

Internal Standards	R.T.	QIon	Response	Conc	Units	Dev(Min)
1) Pentafluorobenzene	9.11	168	1093564	50.00	UG	0.04
31) 1,4-Difluorobenzene	10.18	114	1114750	50.00	UG	0.03
50) Chlorobenzene-d5	14.46	117	831169	50.00	UG	-0.02
System Monitoring Compounds						
30) 1,2-Dichloroethane-d4	9.54	65	432733	46.07	UG	0.04
Spiked Amount 50.000	Range 36 - 115		Recovery = 92.14%			
41) Toluene-d8	12.31	98	1055349	51.34	UG	0.00
Spiked Amount 50.000	Range 35 - 117		Recovery = 102.68%			
59) Bromofluorobenzene	16.24	95	601730	41.89	UG	-0.01
Spiked Amount 50.000	Range 47 - 115		Recovery = 83.78%			

Target Compounds Qvalue

(#) = qualifier out of range (m) = manual integration

Quantitation Report

Data File : C:\HPCHEM\1\DATA\10-15-03\I7456.D Vial: 8
Acq On : 15 Oct 2003 14:03 Operator: DPEI
Sample : AISB-12A/7.5-8,09114-010,S,5g Inst : 5970 - In
Misc : WHITMAN/DEXTER_CHE,10/09/03,10/11/03 Multiplr: 1.00
MS Integration Params: rteint.p
Quant Time: Oct 15 14:32 2003 Quant Results File: ISO1014.RES

Method : C:\HPCHEM\1\METHODS\ISO1014.M (RTE Integrator)
Title : VOLATILE ORGANICS BY EPA METHOD 8260B
Last Update : Tue Oct 14 14:44:24 2003
Response via : Initial Calibration



LSC Area Percent Report

Data File : C:\HPCHEM\1\DATA\10-15-03\I7456.D Vial: 8
Acq On : 15 Oct 2003 14:03 Operator: DPEI
Sample : AISB-12A/7.5-8,09114-010,S,5g Inst : 5970 - In
Misc : WHITMAN/DEXTER_CHE,10/09/03,10/11/03 Multiplr: 1.00
MS Integration Params: LSCINT.P

Method : C:\HPCHEM\1\METHODS\ISO1014.M (RTE Integrator)
Title : VOLATILE ORGANICS BY EPA METHOD 8260B
Smoothing : OFF Filtering: 9
Sampling : 1 Min Area: 0.3 % of largest Peak
Start Thrs: 0.02 Max Peaks: 100
Stop Thrs : 0.02 Peak Location: TOP

If leading or trailing edge < 50 prefer < Baseline drop else tangent >
Peak separation: 5

Signal : TIC

peak #	R.T. min	first scan	max scan	last scan	PK TY	peak height	corr. area	corr. % max.	% of total
1	5.759	182	187	199	rVB3	16742	117229	3.47%	0.663%
2	9.111	405	413	436	rBV2	504058	3379373	100.00%	19.106%
3	9.535	436	442	460	rVB	176972	1107249	32.76%	6.260%
4	10.178	479	486	501	rBV	467102	2725697	80.66%	15.411%
5	12.311	625	632	652	rBV	567599	3209652	94.98%	18.147%
6	14.443	771	778	795	rBV	522946	2762834	81.76%	15.621%
7	14.838	801	805	808	rBV	10373	45101	1.33%	0.255%
8	16.240	895	901	914	rBV2	511171	2854501	84.47%	16.139%
9	16.503	914	919	924	rVB4	39140	204886	6.06%	1.158%
10	19.087	1087	1096	1112	rBB	73795	524731	15.53%	2.967%
11	19.628	1128	1133	1141	rVB4	13146	71187	2.11%	0.402%
12	21.716	1266	1276	1283	rBV2	89921	684674	20.26%	3.871%

Sum of corrected areas: 17687114

I7456.D ISO1014.M Wed Oct 15 14:32:45 2003 MSD_I

LSC Report - Integrated Chromatogram

File : C:\HPCHEM\1\DATA\10-15-03\I7456.D
Operator : DPEI
Acquired : 15 Oct 2003 14:03 using AcqMethod VOAI
Instrument : 5970 - In
Sample Name: AISB-12A/7.5-8,09114-010,S,5g
Misc Info : WHITMAN/DEXTER_CHE,10/09/03,10/11/03
Vial Number: 8
Quant File :ISO1014.RES (RTE Integrator)

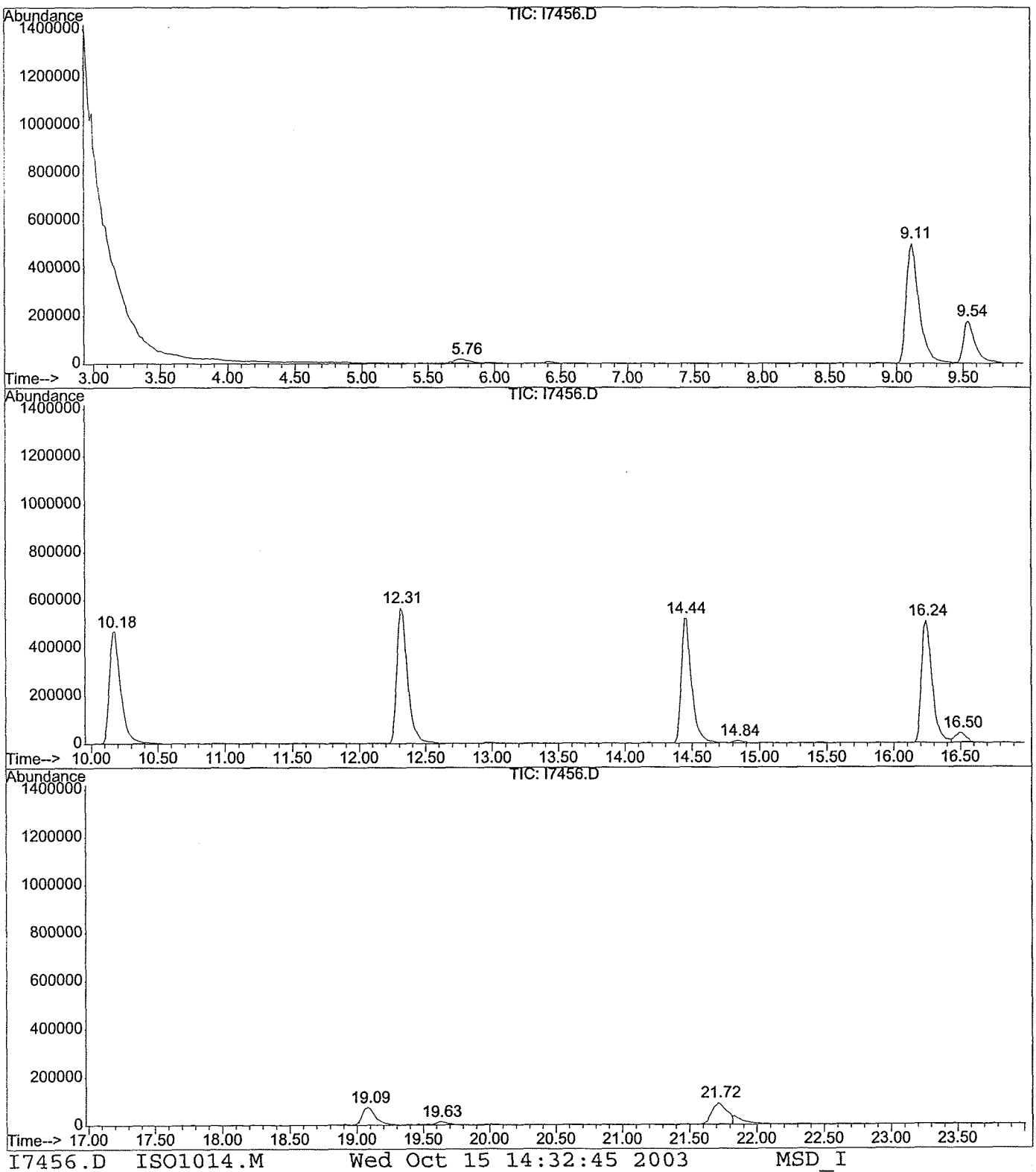

I7456.D ISO1014.M Wed Oct 15 14:32:45 2003 MSD_I

Quantitation Report (QT Reviewed)

Data File : C:\HPCHEM\1\DATA\10-15-03\I7458.D Vial: 10
Acq On : 15 Oct 2003 15:04 Operator: DPEI
Sample : AISB-12B/10.5-11,09114-011,S,5g Inst : 5970 - In
Misc : WHITMAN/DEXTER_CHE,10/09/03,10/11/03 Multiplr: 1.00
MS Integration Params: rteint.p
Quant Time: Oct 15 15:38 2003 Quant Results File: ISO1014.RES

Quant Method : C:\HPCHEM\1\METHODS\ISO1014.M (RTE Integrator)
Title : VOLATILE ORGANICS BY EPA METHOD 8260B
Last Update : Tue Oct 14 14:44:24 2003
Response via : Initial Calibration
DataAcq Meth : VOAI

Internal Standards	R.T.	QIon	Response	Conc	Units	Dev(Min)
1) Pentafluorobenzene	8.99	168	1121108	50.00	UG	-0.08
31) 1,4-Difluorobenzene	10.06	114	1091319	50.00	UG	-0.08
50) Chlorobenzene-d5	14.42	117	855499	50.00	UG	-0.05
System Monitoring Compounds						
30) 1,2-Dichloroethane-d4	9.41	65	432704	44.94	UG	-0.09
Spiked Amount 50.000	Range 36 - 115		Recovery = 89.88%			
41) Toluene-d8	12.26	98	1028251	51.09	UG	-0.05
Spiked Amount 50.000	Range 35 - 117		Recovery = 102.18%			
59) Bromofluorobenzene	16.23	95	624483	42.24	UG	-0.03
Spiked Amount 50.000	Range 47 - 115		Recovery = 84.48%			

Target Compounds Qvalue

(#) = qualifier out of range (m) = manual integration

Quantitation Report

Data File : C:\HPCHEM\1\DATA\10-15-03\I7458.D Vial:
Acq On : 15 Oct 2003 15:04 Operator:
Sample : AISB-12B/10.5-11,09114-011,S,5g Inst :
Misc : WHITMAN/DEXTER_CHE,10/09/03,10/11/03 Multiplr: 1.
MS Integration Params: rteint.p
Quant Time: Oct 15 15:38 2003 Quant Results File: ISO10.

Method : C:\HPCHEM\1\METHODS\ISO1014.M (RTE Integrator)
Title : VOLATILE ORGANICS BY EPA METHOD 8260B
Last Update : Tue Oct 14 14:44:24 2003
Response via : Initial Calibration

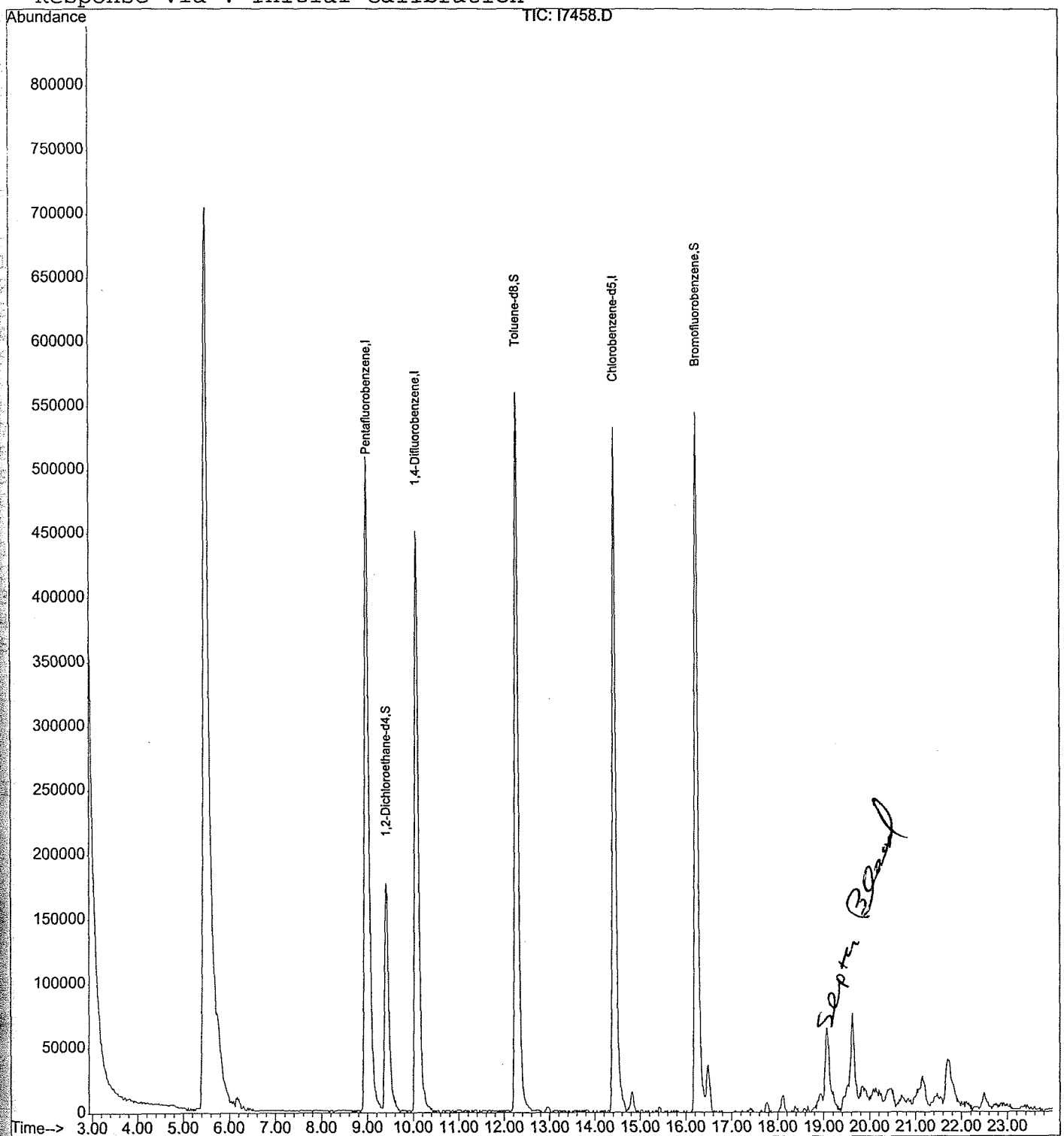

LSC Area Percent Report

Data File : C:\HPCHEM\1\DATA\10-15-03\I7458.D Vial: 10
Acq On : 15 Oct 2003 15:04 Operator: DPEI
Sample : AISB-12B/10.5-11,09114-011,S,5g Inst : 5970 - In
Misc : WHITMAN/DEXTER_CHE,10/09/03,10/11/03 Multiplr: 1.00
MS Integration Params: LSCINT.P

Method : C:\HPCHEM\1\METHODS\ISO1014.M (RTE Integrator)
Title : VOLATILE ORGANICS BY EPA METHOD 8260B
Smoothing : OFF Filtering: 9
Sampling : 1 Min Area: 0.3 % of largest Peak
Start Thrs: 0.02 Max Peaks: 100
Stop Thrs : 0.02 Peak Location: TOP

If leading or trailing edge < 50 prefer < Baseline drop else tangent >
Peak separation: 5

Signal : TIC

peak #	R.T. min	first scan	max scan	last scan	PK TY	peak height	corr. area	corr. % max.	% of total
1	5.495	167	177	192	rBV2	701918	5976282	100.00%	25.407%
2	8.976	407	414	431	rBV	508158	3288408	55.02%	13.980%
3	9.409	437	442	456	rBV	175044	1050416	17.58%	4.466%
4	10.065	479	485	503	rBV	450232	2646745	44.29%	11.252%
5	12.262	623	629	652	rVB	559292	3120839	52.22%	13.267%
6	14.422	765	771	789	rBB	533489	2810513	47.03%	11.948%
7	14.819	789	798	804	rBB2	15825	83835	1.40%	0.356%
8	16.227	887	893	906	rBV	545335	2972643	49.74%	12.637%
9	16.489	906	910	916	rVB5	36411	184993	3.10%	0.786%
10	19.066	1071	1077	1085	rBV	56821	326555	5.46%	1.388%
11	19.527	1097	1107	1108	rBV2	21232	144060	2.41%	0.612%
12	19.617	1108	1113	1122	rVB2	69029	376883	6.31%	1.602%
13	21.148	1210	1214	1222	rVB3	21960	133317	2.23%	0.567%
14	21.701	1243	1250	1263	rBV2	35094	329627	5.52%	1.401%
15	22.488	1294	1301	1306	rBV3	13336	77513	1.30%	0.330%

Sum of corrected areas: 23522629

I7458.D ISO1014.M Wed Oct 15 15:40:37 2003 MSD_I

LSC Report - Integrated Chromatogram

File : C:\HPCHEM\1\DATA\10-15-03\I7458.D
Operator : DPEI
Acquired : 15 Oct 2003 15:04 using AcqMethod VOAI
Instrument : 5970 - In
Sample Name: AISB-12B/10.5-11,09114-011,S,5g
Misc Info : WHITMAN/DEXTER_CHE,10/09/03,10/11/03
Vial Number: 10
Quant File :ISO1014.RES (RTE Integrator)

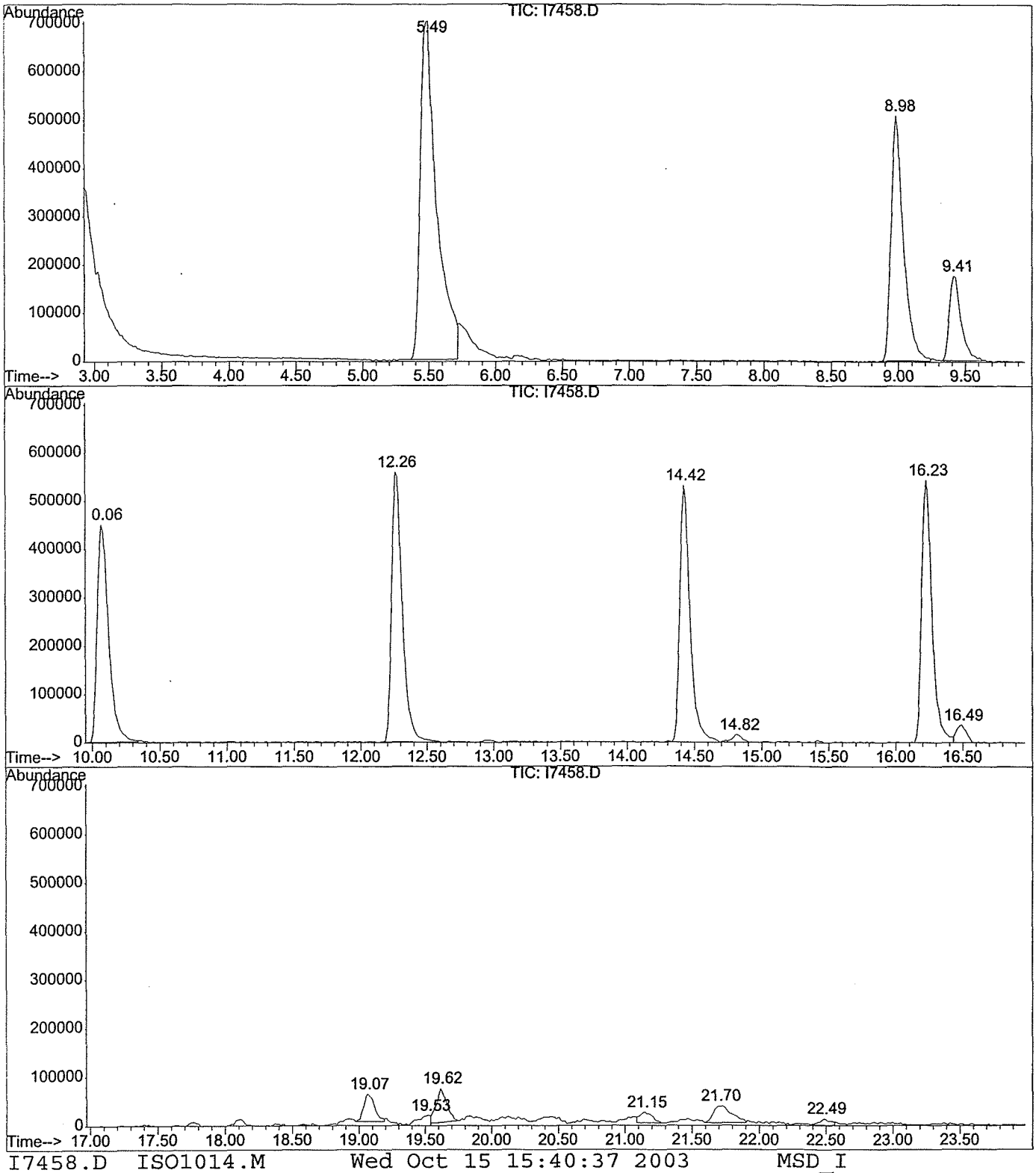

I7458.D ISO1014.M Wed Oct 15 15:40:37 2003 MSD_I

0201

Library Search Compound Report

Data File : C:\HPCHEM\1\DATA\10-15-03\I7458.D Vial: 10
Acq On : 15 Oct 2003 15:04 Operator: DPEI
Sample : AISB-12B/10.5-11,09114-011,S,5g Inst : 5970 - In
Misc : WHITMAN/DEXTER_CHE,10/09/03,10/11/03 Multiplr: 1.00
MS Integration Params: LSCINT.P

Quant Method : C:\HPCHEM\1\METHODS\ISO1014.M (RTE Integrator)
Title : VOLATILE ORGANICS BY EPA METHOD 8260B
Library : C:\DATABASE\NIST98.L

****

Peak Number 1 Acetone Concentration Rank 1

R.T.	EstConc	Area	Relative to ISTD	R.T.
5.49	90.87 UG	5976280	Pentafluorobenzene	8.99

Hit# of 5	Tentative ID	MW	MolForm	CAS#	Qual
1	Acetone	58	C3H6O	000067-64-1	78
2	Acetone	58	C3H6O	000067-64-1	78
3	Acetone	58	C3H6O	000067-64-1	72
4	Acetone	58	C3H6O	000067-64-1	56

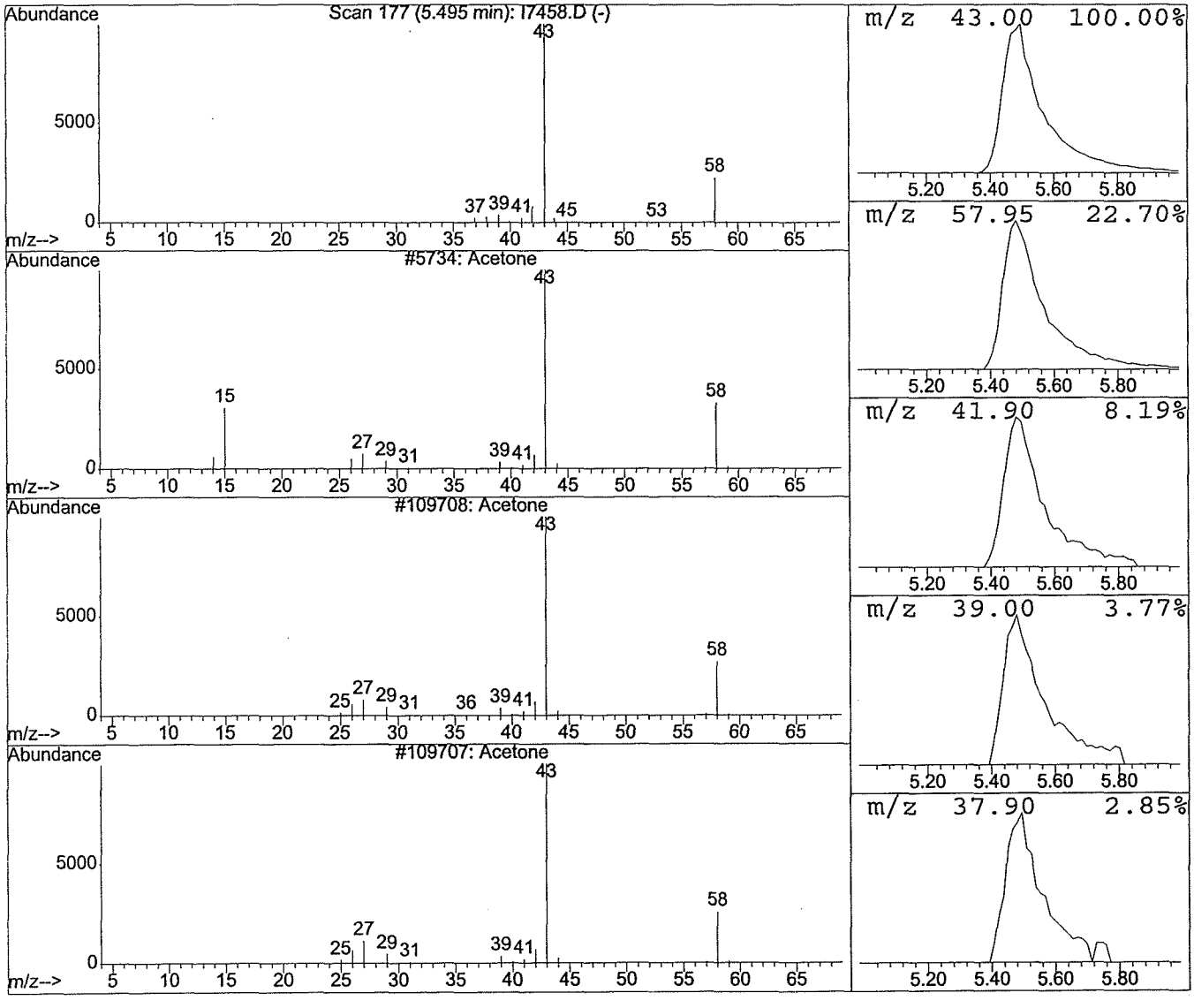

0202

Library Search Compound Report

Data File : C:\HPCHEM\1\DATA\10-15-03\I7458.D Vial: 10
Acq On : 15 Oct 2003 15:04 Operator: DPEI
Sample : AISB-12B/10.5-11,09114-011,S,5g Inst : 5970 - In
Misc : WHITMAN/DEXTER_CHE,10/09/03,10/11/03 Multiplr: 1.00
MS Integration Params: LSCINT.P

Quant Method : C:\HPCHEM\1\METHODS\ISO1014.M (RTE Integrator)
Title : VOLATILE ORGANICS BY EPA METHOD 8260B
Library : C:\DATABASE\NIST98.L

****

Peak Number 2 Unknown alkane Concentration Rank 2

R.T.	EstConc	Area	Relative to ISTD	R.T.
19.62	6.70 UG	376883	Chlorobenzene-d5	14.42

Hit# of 5	Tentative ID	MW	MolForm	CAS#	Qual
1	Octadecane, 2,2,4,15,17,17-hexameth	591	C42H86	055470-97-8	42
2	Tridecane, 3-methyl-	198	C14H30	006418-41-3	38
3	Undecane, 5,5-dimethyl-	184	C13H28	017312-73-1	36
4	Undecane, 4,6-dimethyl-	184	C13H28	017312-82-2	36

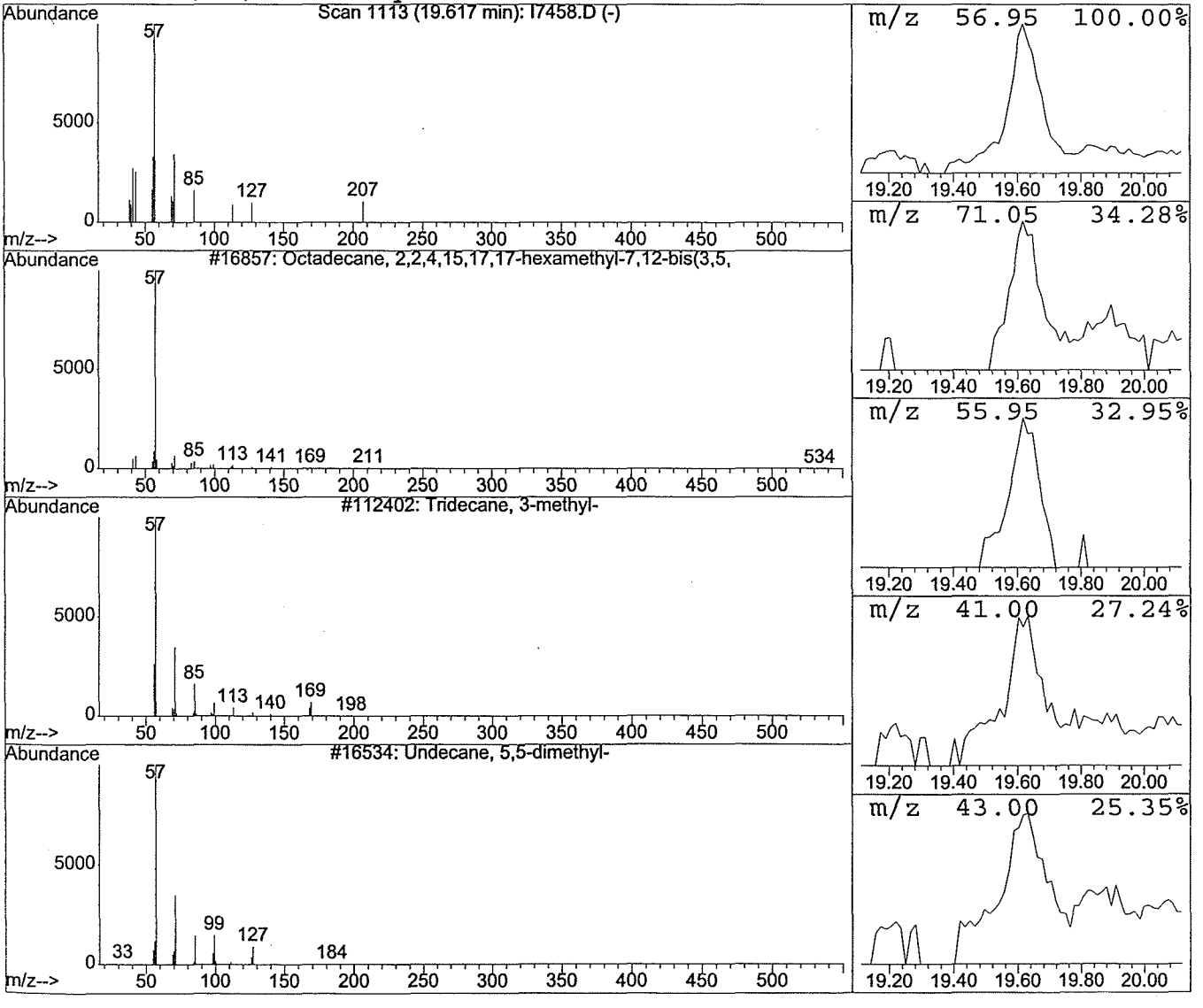

0203

Quantitation Report (QT Reviewed)

Data File : C:\HPCHEM\1\DATA\10-15-03\I7459.D Vial: 11
Acq On : 15 Oct 2003 15:34 Operator: DPEI
Sample : AISB-12C/14.5-15,09114-012,S,5g Inst : 5970 - In
Misc : WHITMAN/DEXTER_CHE,10/09/03,10/11/03 Multiplr: 1.00
MS Integration Params: rteint.p
Quant Time: Oct 15 16:43 2003 Quant Results File: ISO1014.RES

Quant Method : C:\HPCHEM\1\METHODS\ISO1014.M (RTE Integrator)
Title : VOLATILE ORGANICS BY EPA METHOD 8260B
Last Update : Tue Oct 14 14:44:24 2003
Response via : Initial Calibration
DataAcq Meth : VOAI

Internal Standards	R.T.	QIon	Response	Conc	Units	Dev(Min)
1) Pentafluorobenzene	9.10	168	1130630	50.00	UG	0.03
31) 1,4-Difluorobenzene	10.15	114	1119929	50.00	UG	0.00
50) Chlorobenzene-d5	14.46	117	851775	50.00	UG	-0.02
System Monitoring Compounds						
30) 1,2-Dichloroethane-d4	9.51	65	447136	46.05	UG	0.01
Spiked Amount 50.000	Range 36 - 115		Recovery = 92.10%			
41) Toluene-d8	12.30	98	1056799	51.17	UG	-0.01
Spiked Amount 50.000	Range 35 - 117		Recovery = 102.34%			
59) Bromofluorobenzene	16.25	95	629279	42.75	UG	0.00
Spiked Amount 50.000	Range 47 - 115		Recovery = 85.50%			

Target Compounds Qvalue

(#) = qualifier out of range (m) = manual integration

Quantitation Report

Data File : C:\HPCHEM\1\DATA\10-15-03\I7459.D Vial: 11
Acq On : 15 Oct 2003 15:34 Operator: DPEI
Sample : AISB-12C/14.5-15,09114-012,S,5g Inst : 5970 - In
Misc : WHITMAN/DEXTER_CHE,10/09/03,10/11/03 Multiplr: 1.00
MS Integration Params: rteint.p
Quant Time: Oct 15 16:43 2003 Quant Results File: ISO1014.RES

Method : C:\HPCHEM\1\METHODS\ISO1014.M (RTE Integrator)
Title : VOLATILE ORGANICS BY EPA METHOD 8260B
Last Update : Tue Oct 14 14:44:24 2003
Response via : Initial Calibration

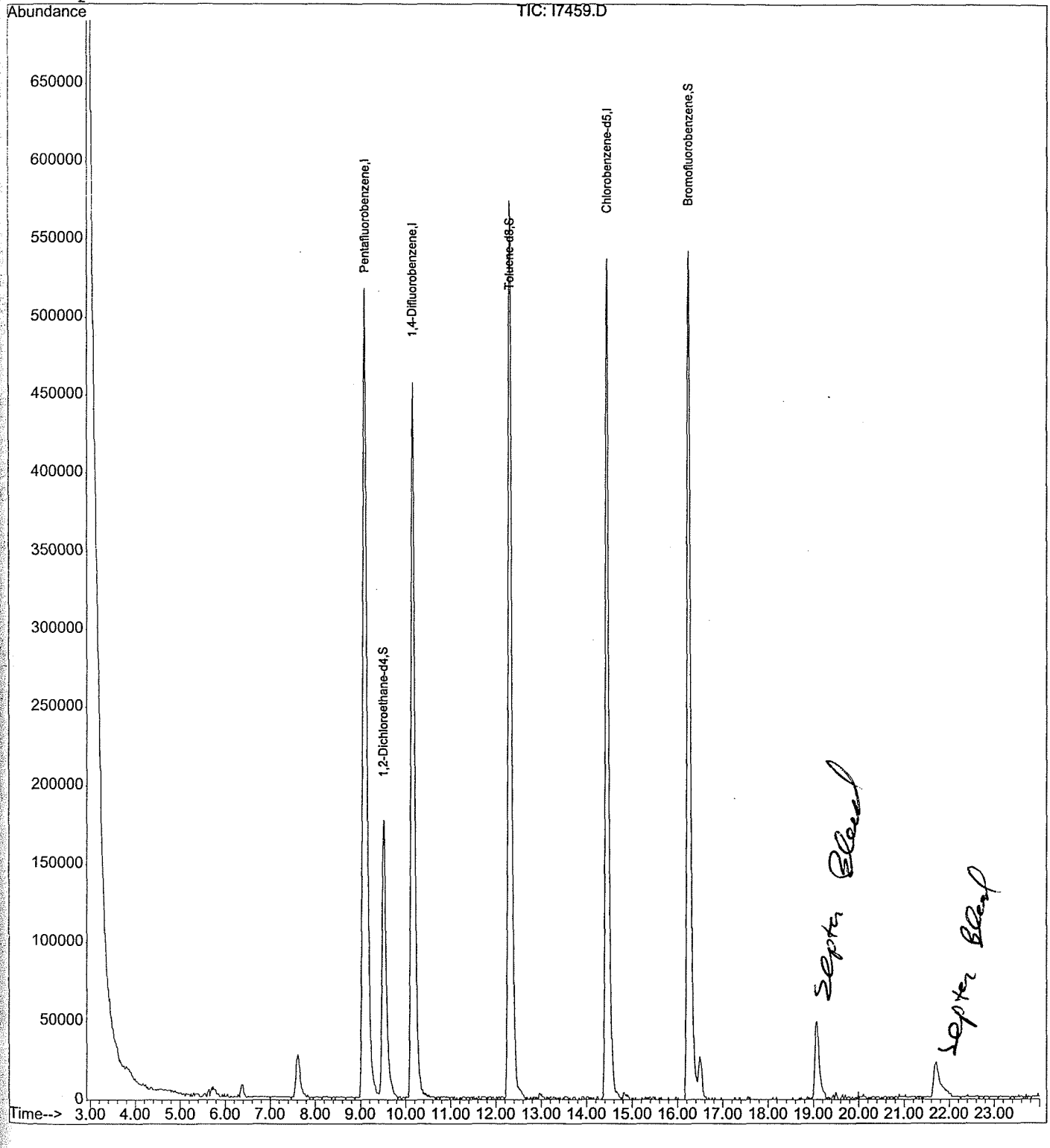

0205

LSC Area Percent Report

Data File : C:\HPCHEM\1\DATA\10-15-03\I7459.D Vial: 11
Acq On : 15 Oct 2003 15:34 Operator: DPEI
Sample : AISB-12C/14.5-15,09114-012,S,5g Inst : 5970 - In
Misc : WHITMAN/DEXTER_CHE,10/09/03,10/11/03 Multiplr: 1.00
MS Integration Params: LSCINT.P

Method : C:\HPCHEM\1\METHODS\ISO1014.M (RTE Integrator)
Title : VOLATILE ORGANICS BY EPA METHOD 8260B
Smoothing : OFF Filtering: 9
Sampling : 1 Min Area: 0.3 % of largest Peak
Start Thrs: 0.02 Max Peaks: 100
Stop Thrs : 0.02 Peak Location: TOP

If leading or trailing edge < 50 prefer < Baseline drop else tangent >
Peak separation: 5

Signal : TIC

Peak #	R.T. min	first scan	max scan	last scan	PK TY	peak height	corr. area	corr. % max.	% of total
1	6.370	224	227	234	rBV3	8259	38324	1.14%	0.224%
2	7.615	305	312	322	rBV2	27396	179564	5.33%	1.051%
3	9.083	402	409	429	rBV	517029	3369821	100.00%	19.730%
4	9.521	432	439	456	rVV	174624	1089011	32.32%	6.376%
5	10.149	476	482	496	rBV	456675	2651986	78.70%	15.527%
6	12.301	617	625	649	rBB	575131	3226057	95.73%	18.888%
7	14.456	765	771	784	rBV	536444	2820835	83.71%	16.515%
8	16.249	887	893	906	rBV	542824	3007947	89.26%	17.611%
9	16.490	906	909	917	rVB4	26025	130678	3.88%	0.765%
10	19.077	1070	1077	1088	rBV	49736	352345	10.46%	2.063%
11	21.711	1243	1251	1265	rBV	22634	213457	6.33%	1.250%

Sum of corrected areas: 17080025

I7459.D ISO1014.M Wed Oct 15 16:44:22 2003 MSD_I

LSC Report - Integrated Chromatogram

File : C:\HPCHEM\1\DATA\10-15-03\I7459.D
Operator : DPEI
Acquired : 15 Oct 2003 15:34 using AcqMethod VOAI
Instrument : 5970 - In
Sample Name: AISB-12C/14.5-15,09114-012,S,5g
Misc Info : WHITMAN/DEXTER_CHE,10/09/03,10/11/03
Vial Number: 11
Quant File :ISO1014.RES (RTE Integrator)

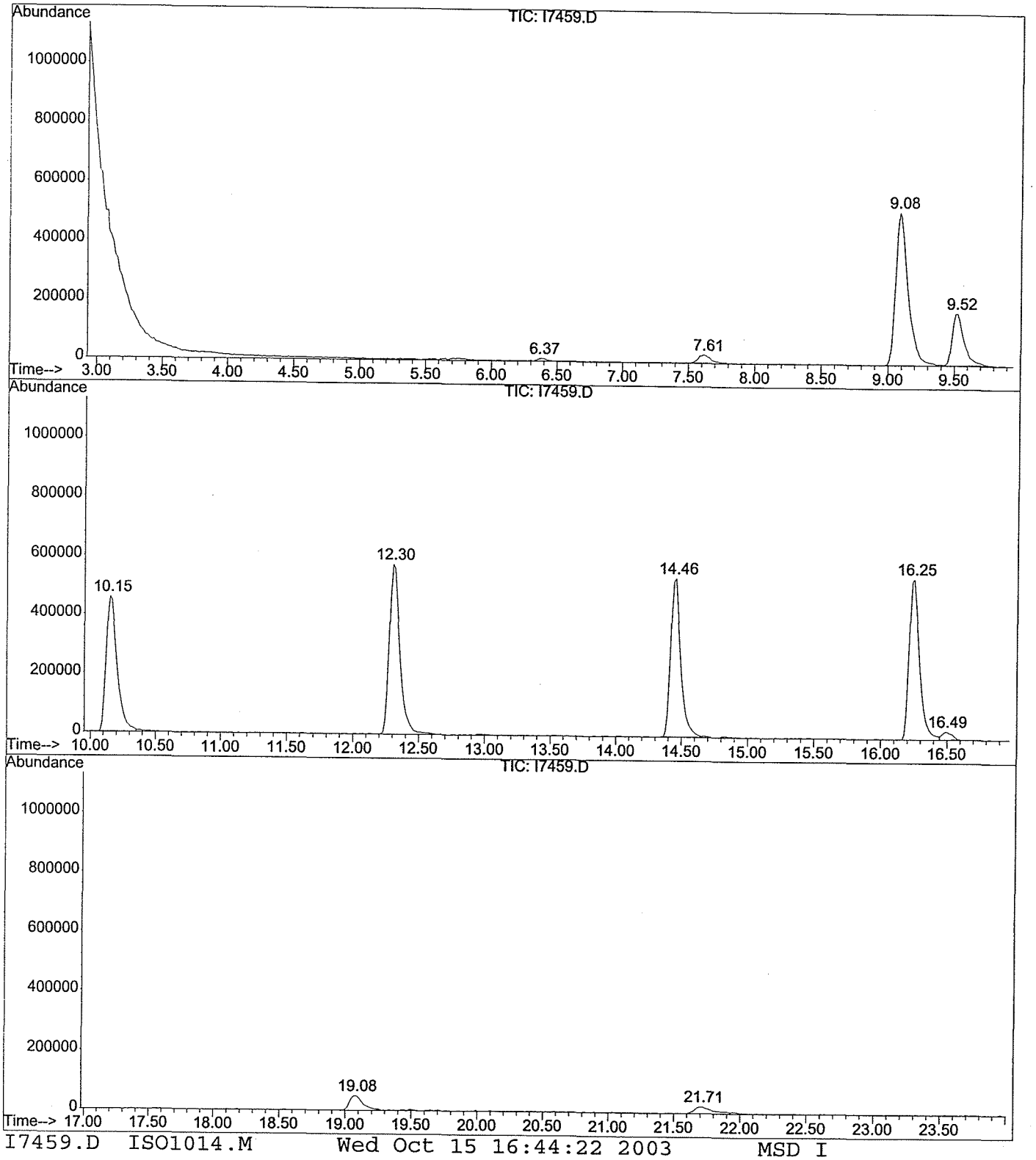

I7459.D ISO1014.M Wed Oct 15 16:44:22 2003 MSD_I

Quantitation Report (QT Reviewed)

Data File : C:\HPCHEM\1\DATA\10-15-03\I7460.D Vial: 12
Acq On : 15 Oct 2003 16:05 Operator: DPEI
Sample : AISB-13A/7.5-8,09114-013,S,5g Inst : 5970 - In
Misc : WHITMAN/DEXTER_CHE,10/09/03,10/11/03 Multiplr: 1.00
MS Integration Params: rteint.p
Quant Time: Oct 15 16:45 2003 Quant Results File: ISO1014.RES

Quant Method : C:\HPCHEM\1\METHODS\ISO1014.M (RTE Integrator)
Title : VOLATILE ORGANICS BY EPA METHOD 8260B
Last Update : Tue Oct 14 14:44:24 2003
Response via : Initial Calibration
DataAcq Meth : VOAI

Internal Standards	R.T.	QIon	Response	Conc	Units	Dev(Min)
1) Pentafluorobenzene	9.10	168	1162430	50.00	UG	0.03
31) 1,4-Difluorobenzene	10.15	114	1136819	50.00	UG	0.01
50) Chlorobenzene-d5	14.45	117	875640	50.00	UG	-0.03
System Monitoring Compounds						
30) 1,2-Dichloroethane-d4	9.51	65	465375	46.61	UG	0.02
Spiked Amount 50.000	Range 36 - 115		Recovery = 93.22%			
41) Toluene-d8	12.32	98	1063618	50.74	UG	0.00
Spiked Amount 50.000	Range 35 - 117		Recovery = 101.48%			
59) Bromofluorobenzene	16.23	95	644969	42.62	UG	-0.02
Spiked Amount 50.000	Range 47 - 115		Recovery = 85.24%			

Target Compounds Qvalue

(#) = qualifier out of range (m) = manual integration

Quantitation Report

Data File : C:\HPCHEM\1\DATA\10-15-03\I7460.D Vial: 12
Acq On : 15 Oct 2003 16:05 Operator: DPEI
Sample : AISB-13A/7.5-8,09114-013,S,5g Inst : 5970 - In
Misc : WHITMAN/DEXTER_CHE,10/09/03,10/11/03 Multiplr: 1.00
MS Integration Params: rteint.p
Quant Time: Oct 15 16:45 2003 Quant Results File: ISO1014.RES

Method : C:\HPCHEM\1\METHODS\ISO1014.M (RTE Integrator)
Title : VOLATILE ORGANICS BY EPA METHOD 8260B
Last Update : Tue Oct 14 14:44:24 2003
Response via : Initial Calibration



0205

LSC Area Percent Report

Data File : C:\HPCHEM\1\DATA\10-15-03\I7460.D Vial: 12
Acq On : 15 Oct 2003 16:05 Operator: DPEI
Sample : AISB-13A/7.5-8,09114-013,S,5g Inst : 5970 - In
Misc : WHITMAN/DEXTER_CHE,10/09/03,10/11/03 Multiplr: 1.00
MS Integration Params: LSCINT.P

Method : C:\HPCHEM\1\METHODS\ISO1014.M (RTE Integrator)
Title : VOLATILE ORGANICS BY EPA METHOD 8260B
Smoothing : OFF Filtering: 9
Sampling : 1 Min Area: 0.3 % of largest Peak
Start Thrs: 0.02 Max Peaks: 100
Stop Thrs : 0.02 Peak Location: TOP

If leading or trailing edge < 50 prefer < Baseline drop else tangent >
Peak separation: 5

Signal : TIC

peak #	R.T. min	first scan	max scan	last scan	PK TY	peak height	corr. area	corr. % max.	% of total
1	5.699	185	191	193	rBV2	10060	45261	1.28%	0.264%
2	6.371	232	237	244	rBV3	17049	102874	2.92%	0.601%
3	9.087	416	423	442	rBV	535223	3528787	100.00%	20.619%
4	9.526	447	453	470	rVV	183440	1148596	32.55%	6.711%
5	10.154	490	496	514	rBV	485387	2768622	78.46%	16.177%
6	12.315	635	644	662	rBV	587600	3251129	92.13%	18.997%
7	14.448	783	790	805	rBV	559241	2938548	83.27%	17.170%
8	16.229	906	912	925	rBV	555664	3043394	86.24%	17.783%
9	19.077	1101	1107	1117	rBV2	13538	110366	3.13%	0.645%
10	21.705	1281	1287	1302	rBV2	19635	176533	5.00%	1.032%

Sum of corrected areas: 17114110

I7460.D ISO1014.M Wed Oct 15 16:45:21 2003 MSD_I

LSC Report - Integrated Chromatogram

File : C:\HPCHEM\1\DATA\10-15-03\I7460.D
Operator : DPEI
Acquired : 15 Oct 2003 16:05 using AcqMethod VOAI
Instrument : 5970 - In
Sample Name: AISB-13A/7.5-8,09114-013,S,5g
Misc Info : WHITMAN/DEXTER_CHE,10/09/03,10/11/03
Vial Number: 12
Quant File :ISO1014.RES (RTE Integrator)

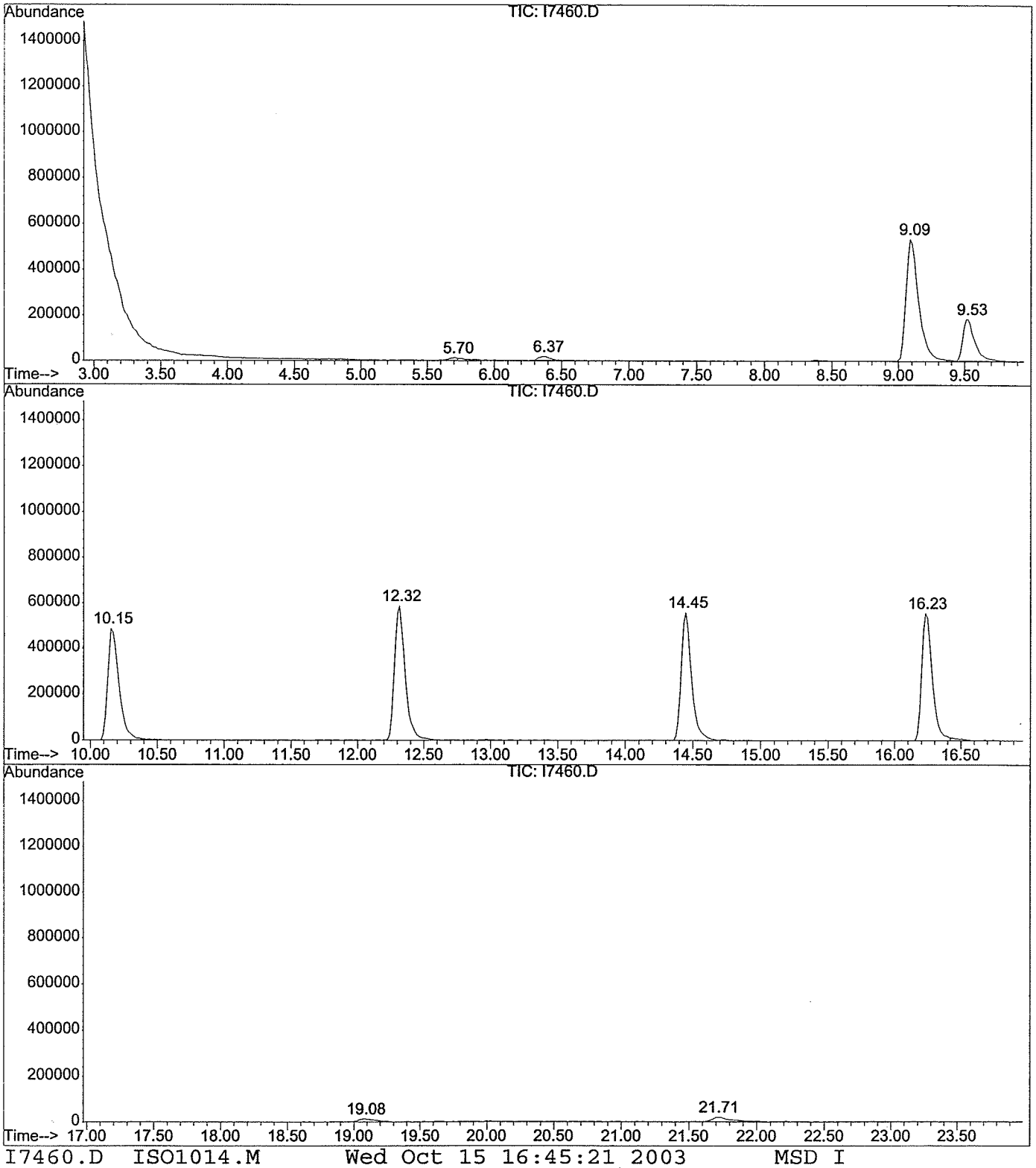

I7460.D ISO1014.M Wed Oct 15 16:45:21 2003 MSD_I

Quantitation Report (QT Reviewed)

Data File : C:\HPCHEM\1\DATA\10-15-03\I7461.D Vial: 13
Acq On : 15 Oct 2003 16:35 Operator: DPEI
Sample : AISB-13B/10.5-11,09114-014,S,5g Inst : 5970 - In
Misc : WHITMAN/DEXTER_CHE,10/09/03,10/11/03 Multiplr: 1.00
MS Integration Params: rteint.p
Quant Time: Oct 15 17:05 2003 Quant Results File: ISO1014.RES

Quant Method : C:\HPCHEM\1\METHODS\ISO1014.M (RTE Integrator)
Title : VOLATILE ORGANICS BY EPA METHOD 8260B
Last Update : Tue Oct 14 14:44:24 2003
Response via : Initial Calibration
DataAcq Meth : VOAI

Internal Standards	R.T.	QIon	Response	Conc	Units	Dev(Min)
1) Pentafluorobenzene	9.12	168	1082202	50.00	UG	0.05
31) 1,4-Difluorobenzene	10.18	114	1114377	50.00	UG	0.04
50) Chlorobenzene-d5	14.47	117	848317	50.00	UG	0.00
System Monitoring Compounds						
30) 1,2-Dichloroethane-d4	9.53	65	462426	49.75	UG	0.04
Spiked Amount 50.000	Range 36 - 115		Recovery = 99.50%			
41) Toluene-d8	12.32	98	1065622	51.86	UG	0.00
Spiked Amount 50.000	Range 35 - 117		Recovery = 103.72%			
59) Bromofluorobenzene	16.24	95	631429	43.07	UG	-0.01
Spiked Amount 50.000	Range 47 - 115		Recovery = 86.14%			
Target Compounds						Qvalue
51) Chlorobenzene	14.50	112	153819	8.40	UG	# 100
70) 1,3-Dichlorobenzene	17.88	146	40556	2.72	UG	# 92
72) 1,4-Dichlorobenzene	18.00	146	36440	2.23	UG	# 79

(#) = qualifier out of range (m) = manual integration

Quantitation Report

Data File : C:\HPCHEM\1\DATA\10-15-03\I7461.D Vial: 13
Acq On : 15 Oct 2003 16:35 Operator: DPEI
Sample : AISB-13B/10.5-11,09114-014,S,5g Inst : 5970 - In
Misc : WHITMAN/DEXTER_CHE,10/09/03,10/11/03 Multiplr: 1.00
MS Integration Params: rteint.p
Quant Time: Oct 15 17:05 2003 Quant Results File: ISO1014.RES

Method : C:\HPCHEM\1\METHODS\ISO1014.M (RTE Integrator)
Title : VOLATILE ORGANICS BY EPA METHOD 8260B
Last Update : Tue Oct 14 14:44:24 2003
Response via : Initial Calibration

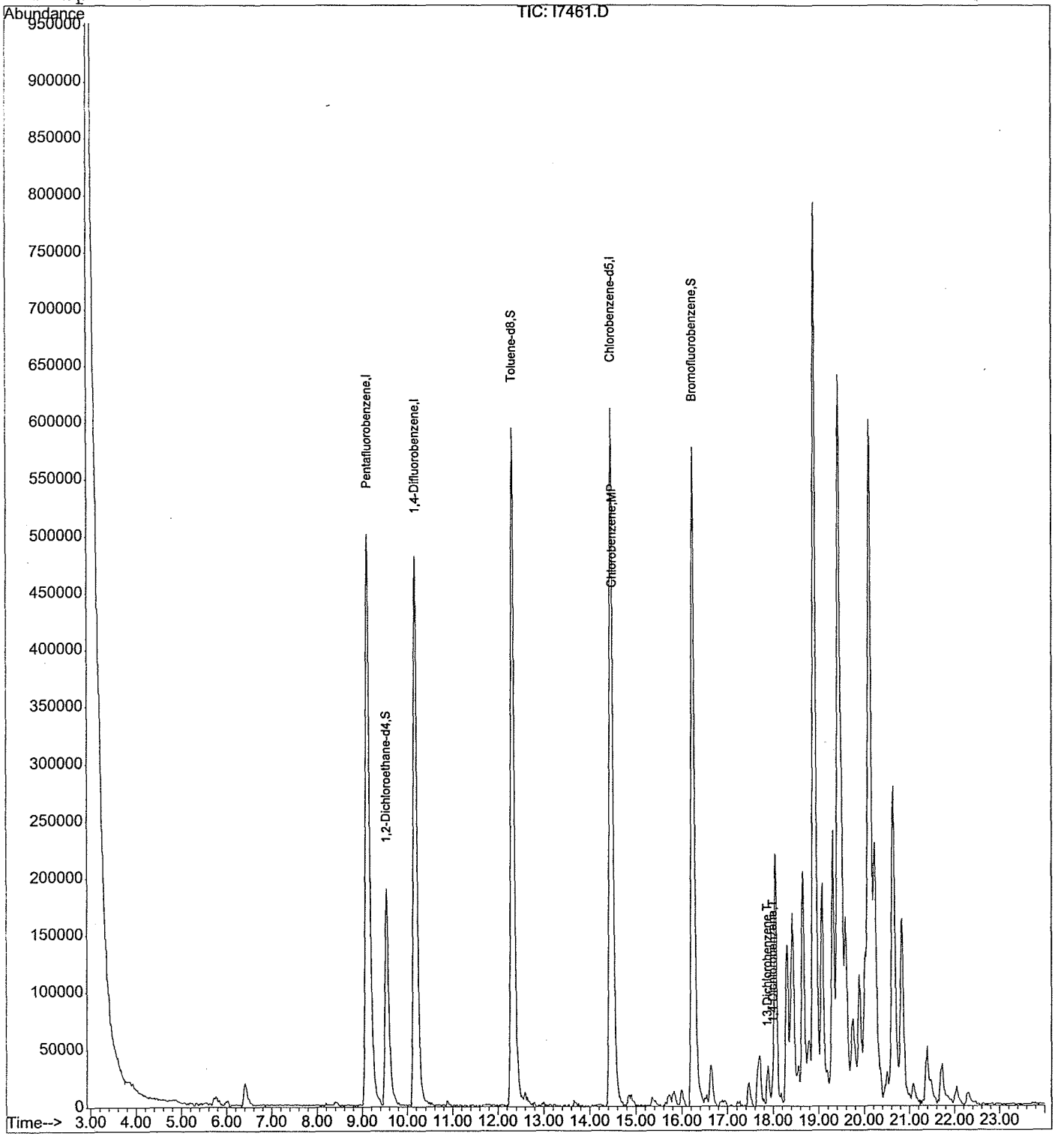

0213

LSC Area Percent Report

Data File : C:\HPCHEM\1\DATA\10-15-03\I7461.D Vial: 13
Acq On : 15 Oct 2003 16:35 Operator: DPEI
Sample : AISB-13B/10.5-11,09114-014,S,5g Inst : 5970 - In
Misc : WHITMAN/DEXTER_CHE,10/09/03,10/11/03 Multiplr: 1.00
MS Integration Params: LSCINT.P

Method : C:\HPCHEM\1\METHODS\ISO1014.M (RTE Integrator)
Title : VOLATILE ORGANICS BY EPA METHOD 8260B
Smoothing : OFF Filtering: 9
Sampling : 1 Min Area: 0.3 % of largest Peak
Start Thrs: 0.02 Max Peaks: 100
Stop Thrs : 0.02 Peak Location: TOP

If leading or trailing edge < 50 prefer < Baseline drop else tangent >
Peak separation: 5

Signal : TIC

peak #	R.T. min	first scan	max scan	last scan	PK TY	peak height	corr. area	corr. % max.	% of total
1	6.424	228	234	241	rBV3	21315	130864	3.30%	0.318%
2	9.118	406	414	435	rVB	500699	3299626	83.32%	8.030%
3	9.534	435	441	457	rBV	189533	1141215	28.82%	2.777%
4	10.165	477	482	501	rBV	482912	2787817	70.40%	6.784%
5	12.318	617	624	637	rBV	595606	3251660	82.11%	7.913%
6	14.466	757	765	780	rBV2	613127	3383228	85.43%	8.233%
7	15.838	850	854	859	rVB3	11850	49819	1.26%	0.121%
8	15.992	861	864	871	rVB	14573	64499	1.63%	0.157%
9	16.240	875	880	895	rBV	578564	3061215	77.30%	7.449%
10	16.625	901	905	914	rVB	36168	175683	4.44%	0.428%
11	17.474	956	960	966	rBB	20915	88208	2.23%	0.215%
12	17.707	969	975	980	rBV4	44152	244926	6.18%	0.596%
13	17.891	983	987	991	rVV2	34985	138645	3.50%	0.337%
14	18.045	991	997	1005	rVV	220296	992521	25.06%	2.415%
15	18.308	1009	1014	1018	rVV2	140157	666984	16.84%	1.623%
16	18.431	1018	1022	1028	rVV3	167914	834382	21.07%	2.030%
17	18.555	1028	1030	1032	rVV2	34472	108741	2.75%	0.265%
18	18.664	1032	1037	1042	rVV	204673	910225	22.98%	2.215%
19	18.801	1042	1046	1048	rVV3	56346	271496	6.86%	0.661%
20	18.909	1048	1053	1060	rVV	792300	3660504	92.43%	8.908%
21	19.080	1060	1064	1070	rVV2	193694	911543	23.02%	2.218%
22	19.310	1074	1079	1082	rVV	239581	967044	24.42%	2.353%
23	19.435	1082	1087	1095	rVV	640702	3960241	100.00%	9.637%
24	19.590	1095	1097	1103	rVV3	163567	704045	17.78%	1.713%
25	19.760	1103	1108	1113	rVV3	74225	469142	11.85%	1.142%
26	19.897	1113	1117	1121	rVV	112759	542339	13.69%	1.320%
27	20.021	1121	1125	1126	rVV	132479	470528	11.88%	1.145%
28	20.113	1126	1131	1136	rVV3	600422	3379906	85.35%	8.225%
29	20.237	1136	1139	1151	rVV	227777	1197229	30.23%	2.913%
30	20.507	1151	1157	1159	rVV3	27125	125449	3.17%	0.305%
31	20.645	1159	1166	1174	rVV	277011	1624155	41.01%	3.952%

32	20.838	1174	1179	1189	rVV	160636	855855	21.61%	2.083%
33	21.099	1192	1196	1203	rVB2	16084	77385	1.95%	0.188%
34	21.391	1210	1215	1219	rBV3	48154	212134	5.36%	0.516%
35	21.729	1232	1237	1243	rBV2	33629	174862	4.42%	0.426%
36	22.053	1252	1258	1265	rVB4	15633	77110	1.95%	0.188%
37	22.300	1268	1274	1282	rBV3	11817	82376	2.08%	0.200%

Sum of corrected areas: 41093601

I7461.D ISO1014.M Wed Oct 15 17:06:58 2003 MSD_I

LSC Report - Integrated Chromatogram

File : C:\HPCHEM\1\DATA\10-15-03\I7461.D
Operator : DPEI
Acquired : 15 Oct 2003 16:35 using AcqMethod VOAI
Instrument : 5970 - In
Sample Name: AISB-13B/10.5-11,09114-014,S,5g
Misc Info : WHITMAN/DEXTER_CHE,10/09/03,10/11/03
Vial Number: 13
Quant File :ISO1014.RES (RTE Integrator)

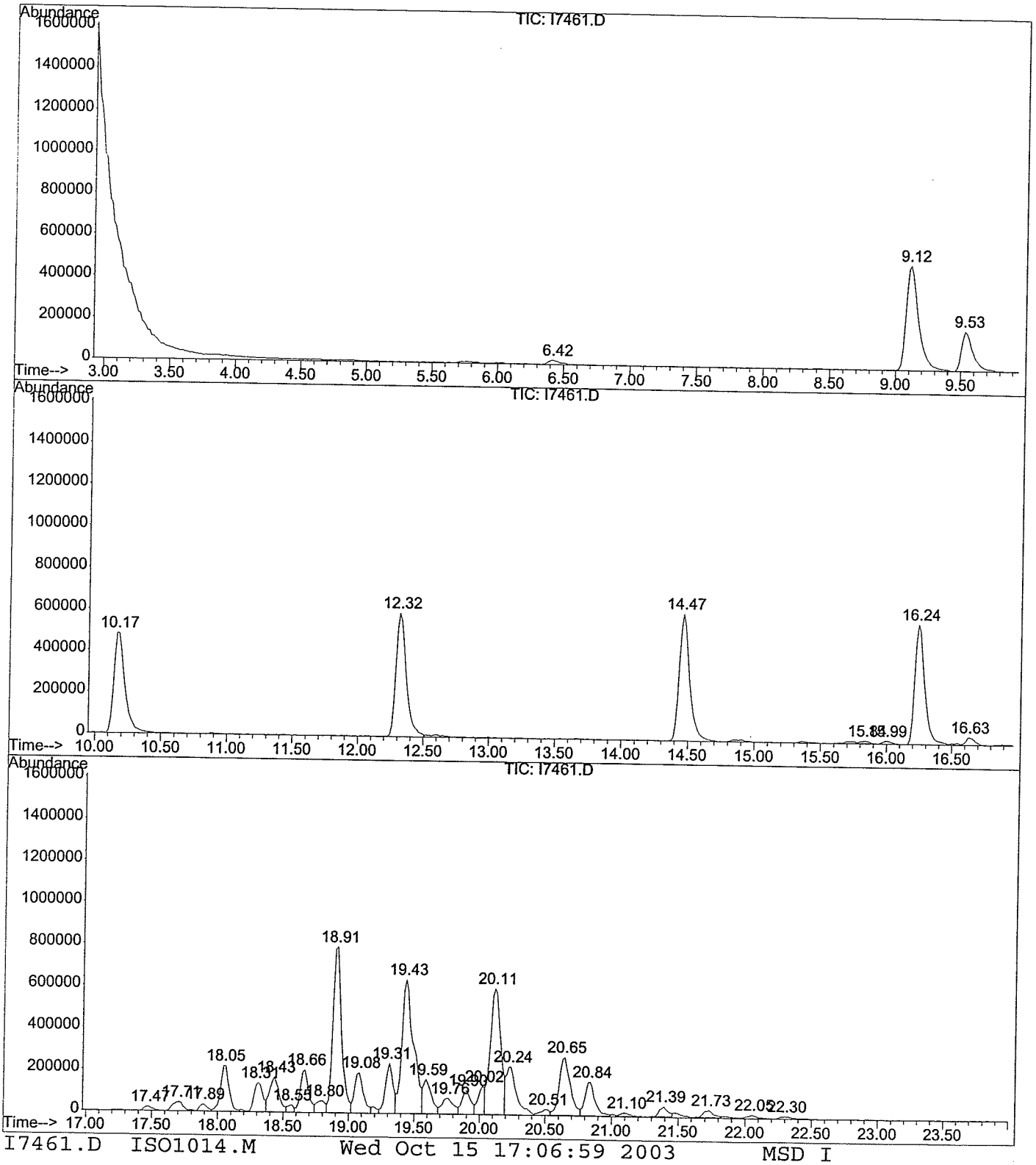

I7461.D ISO1014.M Wed Oct 15 17:06:59 2003 MSD_I

Library Search Compound Report

Data File : C:\HPCHEM\1\DATA\10-15-03\I7461.D Vial: 13
Acq On : 15 Oct 2003 16:35 Operator: DPEI
Sample : AISB-13B/10.5-11,09114-014,S,5g Inst : 5970 - In
Misc : WHITMAN/DEXTER_CHE,10/09/03,10/11/03 Multiplr: 1.00
MS Integration Params: LSCINT.P

Quant Method : C:\HPCHEM\1\METHODS\ISO1014.M (RTE Integrator)
Title : VOLATILE ORGANICS BY EPA METHOD 8260B
Library : C:\DATABASE\NIST98.L

****

Peak Number 1 Unknown aromatic Concentration Rank 10

R.T.	EstConc	Area	Relative to ISTD	R.T.
18.43	12.33 UG	834382	Chlorobenzene-d5	14.47

Hit# of 5	Tentative ID	MW	MolForm	CAS#	Qual
1	1,2,3,4,5,8-Hexahydronaphthalene	134	C10H14	036231-13-7	72
2	Bicyclo[3.1.0]hex-2-ene, 4-methylen	134	C10H14	036262-09-6	59
3	Benzene, butyl-	134	C10H14	000104-51-8	59
4	Tricyclo[5.2.1.0(2,5)]dec-5(6)-ene	134	C10H14	1000223-17-6	53

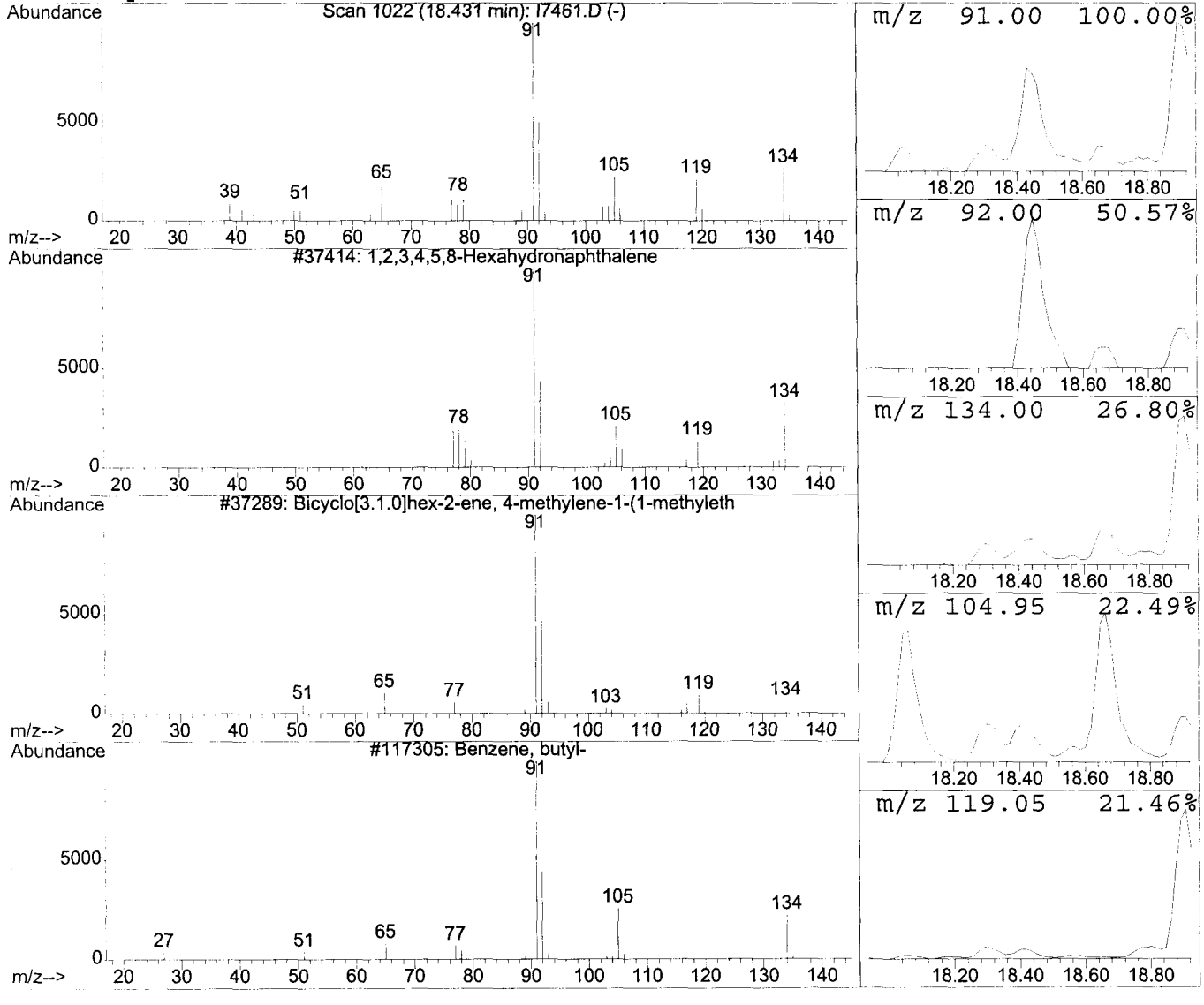

0217

Library Search Compound Report

Data File : C:\HPCHEM\1\DATA\10-15-03\I7461.D Vial: 13
Acq On : 15 Oct 2003 16:35 Operator: DPEI
Sample : AISB-13B/10.5-11,09114-014,S,5g Inst : 5970 - In
Misc : WHITMAN/DEXTER_CHE,10/09/03,10/11/03 Multiplr: 1.00
MS Integration Params: LSCINT.P

Quant Method : C:\HPCHEM\1\METHODS\ISO1014.M (RTE Integrator)
Title : VOLATILE ORGANICS BY EPA METHOD 8260B
Library : C:\DATABASE\NIST98.L

****

Peak Number 2 Substituted benzene Concentration Rank 8

R.T.	EstConc	Area	Relative to ISTD	R.T.
18.66	13.45 UG	910225	Chlorobenzene-d5	14.47

Hit# of 5	Tentative ID	MW	MolForm	CAS#	Qual
1	Benzeneacetaldehyde, .alpha.-methyl	134	C9H10O	000093-53-8	90
2	Benzene, (1-methylpropyl)-	134	C10H14	000135-98-8	90
3	Benzene, (1-methylpropyl)-	134	C10H14	000135-98-8	90
4	Benzeneacetaldehyde, .alpha.-methyl	134	C9H10O	000093-53-8	87

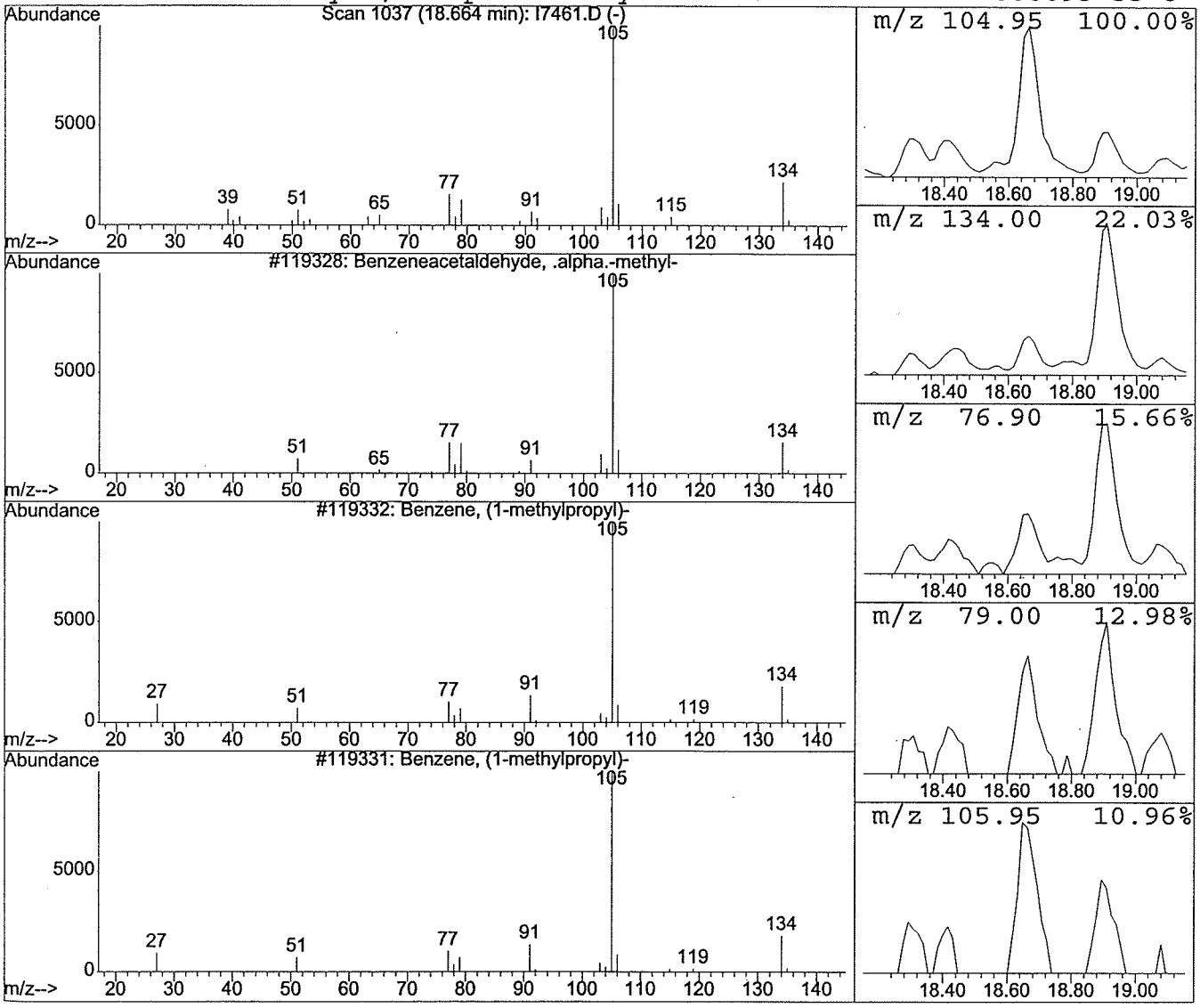

0218

Library Search Compound Report

Data File : C:\HPCHEM\1\DATA\10-15-03\I7461.D Vial: 13
Acq On : 15 Oct 2003 16:35 Operator: DPEI
Sample : AISB-13B/10.5-11,09114-014,S,5g Inst : 5970 - In
Misc : WHITMAN/DEXTER_CHE,10/09/03,10/11/03 Multiplr: 1.00
MS Integration Params: LSCINT.P

Quant Method : C:\HPCHEM\1\METHODS\ISO1014.M (RTE Integrator)
Title : VOLATILE ORGANICS BY EPA METHOD 8260B
Library : C:\DATABASE\NIST98.L

****

Peak Number 3 Substituted benzene Concentration Rank 2

R.T.	EstConc	Area	Relative to ISTD	R.T.
18.91	54.10 UG	3660500	Chlorobenzene-d5	14.47

Hit# of 5	Tentative ID	MW	MolForm	CAS#	Qual
1	Benzene, 1-methyl-2-(1-methylethyl)	134	C10H14	000527-84-4	97
2	Benzene, 1-methyl-4-(1-methylethyl)	134	C10H14	000099-87-6	97
3	Benzene, 1-methyl-4-(1-methylethyl)	134	C10H14	000099-87-6	97
4	Benzene, 1-methyl-2-(1-methylethyl)	134	C10H14	000527-84-4	97

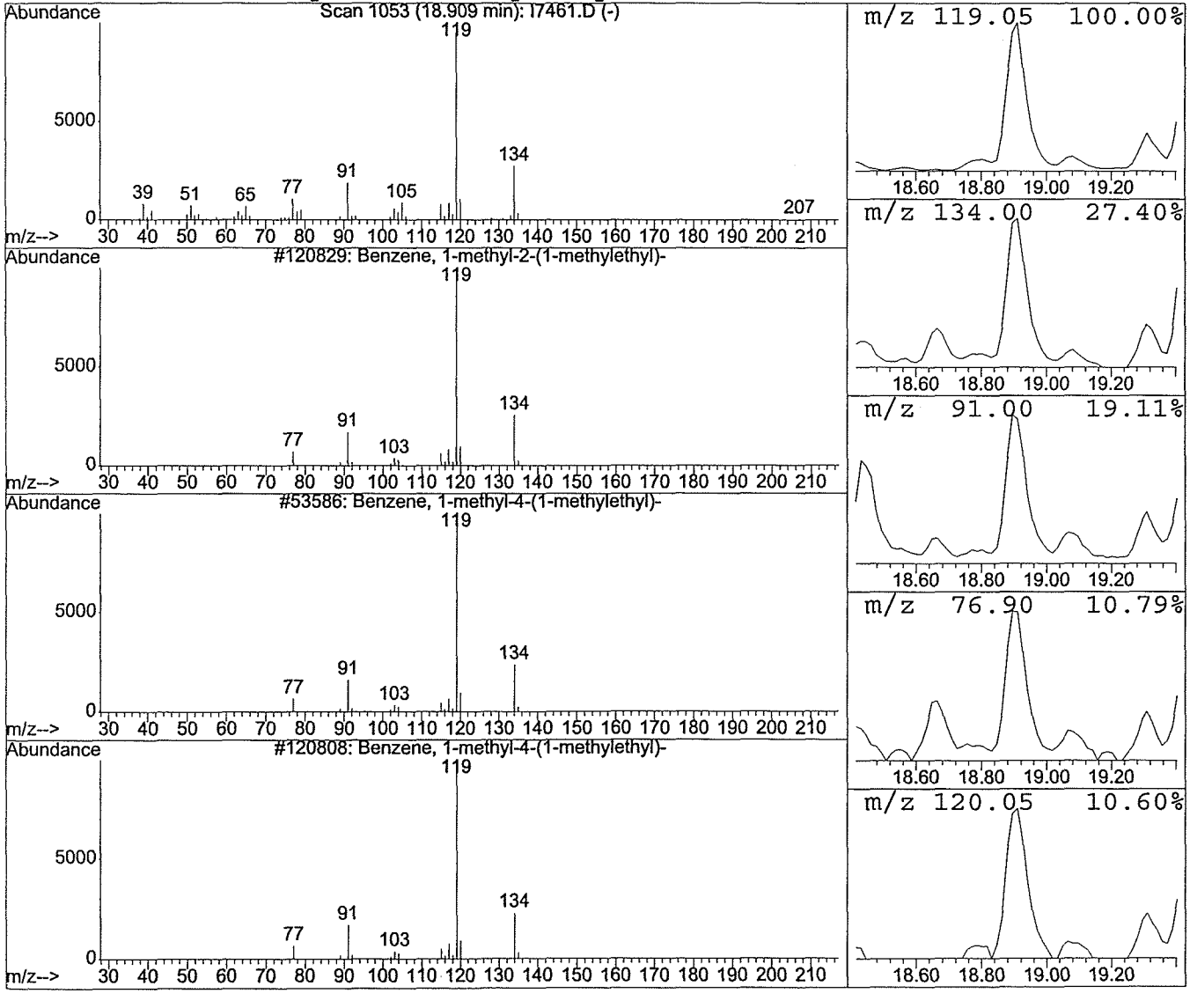

0219

Library Search Compound Report

Data File : C:\HPCHEM\1\DATA\10-15-03\I7461.D Vial: 13
Acq On : 15 Oct 2003 16:35 Operator: DPEI
Sample : AISB-13B/10.5-11,09114-014,S,5g Inst : 5970 - In
Misc : WHITMAN/DEXTER_CHE,10/09/03,10/11/03 Multiplr: 1.00
MS Integration Params: LSCINT.P

Quant Method : C:\HPCHEM\1\METHODS\ISO1014.M (RTE Integrator)
Title : VOLATILE ORGANICS BY EPA METHOD 8260B
Library : C:\DATABASE\NIST98.L

****

Peak Number 4 Substituted benzene Concentration Rank 7

R.T.	EstConc	Area	Relative to ISTD	R.T.
19.08	13.47 UG	911543	Chlorobenzene-d5	14.47

Hit# of 5	Tentative ID	MW	MolForm	CAS#	Qual
1	Benzene, 2-ethenyl-1,4-dimethyl-	132	C10H12	002039-89-6	46
2	Benzene, 1-methyl-4-(2-propenyl)-	132	C10H12	003333-13-9	41
3	Benzene, 1-methyl-2-(2-propenyl)-	132	C10H12	001587-04-8	41
4	1,3,5,7-Cyclooctatetraene, 1-(metho	148	C10H12O	030844-13-4	38

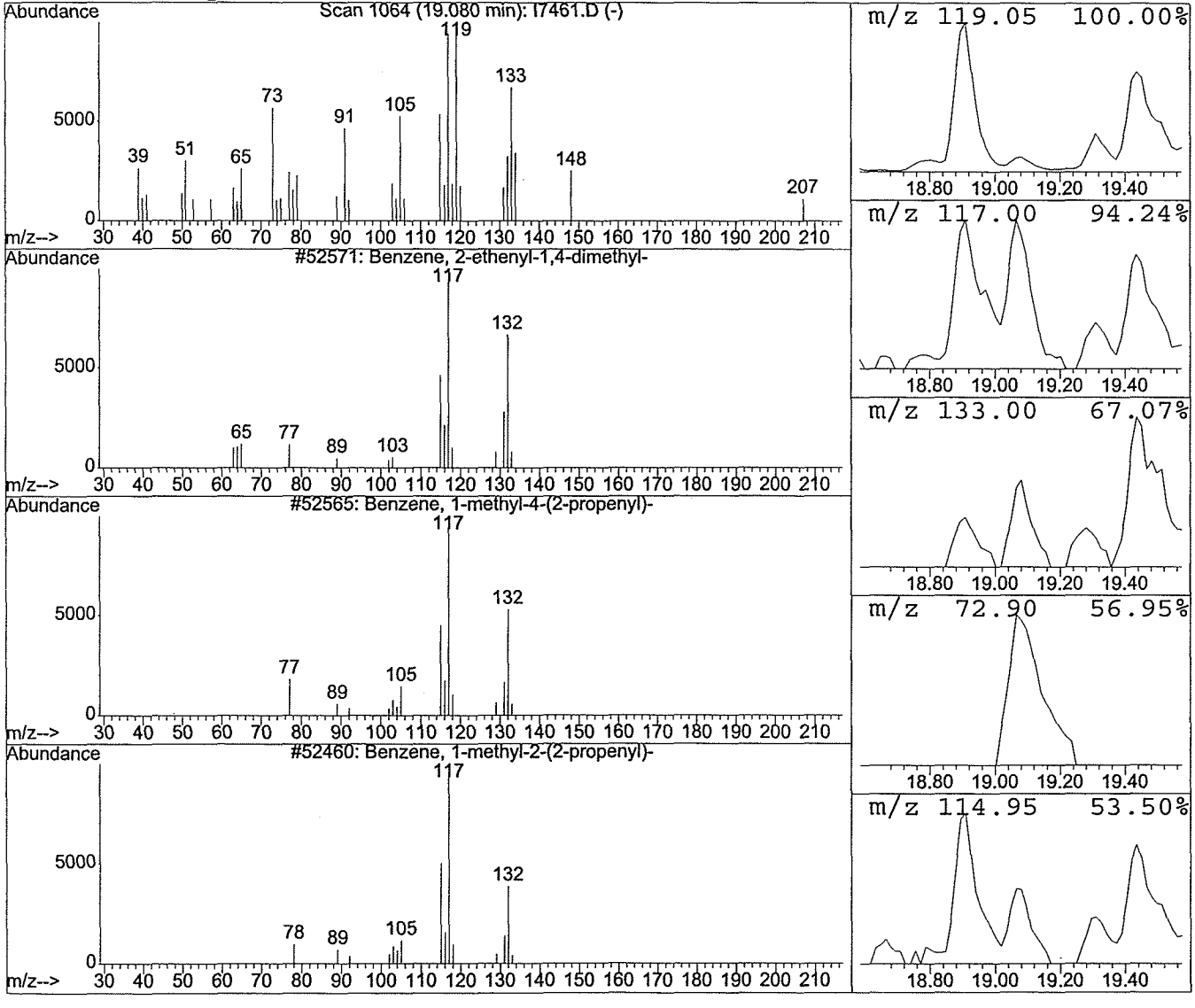

0220

Library Search Compound Report

Data File : C:\HPCHEM\1\DATA\10-15-03\I7461.D Vial: 13
Acq On : 15 Oct 2003 16:35 Operator: DPEI
Sample : AISB-13B/10.5-11,09114-014,S,5g Inst : 5970 - In
Misc : WHITMAN/DEXTER_CHE,10/09/03,10/11/03 Multiplr: 1.00
MS Integration Params: LSCINT.P

Quant Method : C:\HPCHEM\1\METHODS\ISO1014.M (RTE Integrator)
Title : VOLATILE ORGANICS BY EPA METHOD 8260B
Library : C:\DATABASE\NIST98.L

****

Peak Number 5 Substituted benzene Concentration Rank 6

R.T.	EstConc	Area	Relative to ISTD	R.T.
19.31	14.29 UG	967044	Chlorobenzene-d5	14.47

Hit# of 5	Tentative ID	MW	MolForm	CAS#	Qual
1	Benzene, 1-methyl-2-(1-methylethyl)	134	C10H14	000527-84-4	95
2	Benzene, 1-ethyl-2,4-dimethyl-	134	C10H14	000874-41-9	94
3	Benzene, 1-methyl-4-(1-methylethyl)	134	C10H14	000099-87-6	94
4	Benzene, 1-ethyl-2,3-dimethyl-	134	C10H14	000933-98-2	94

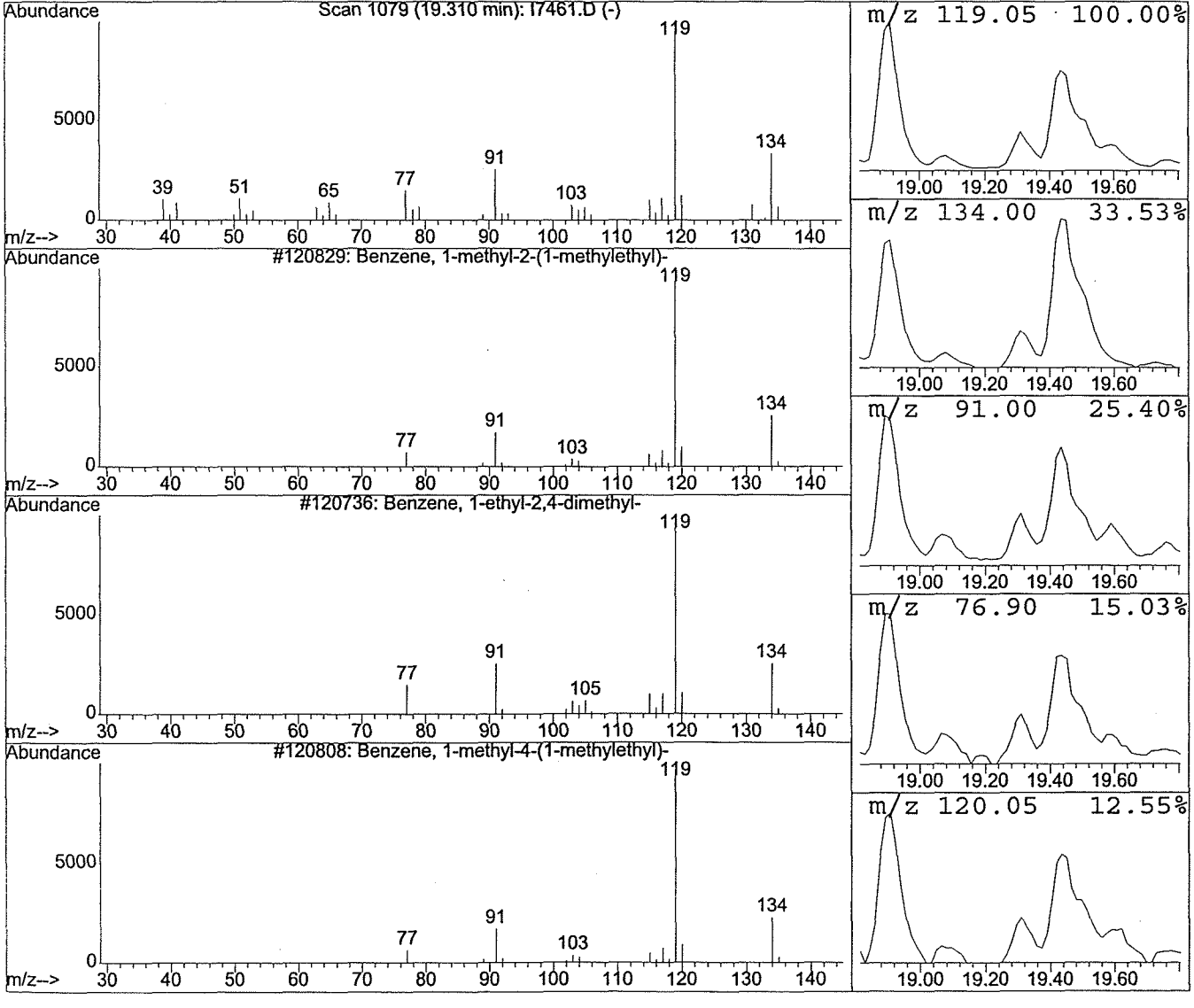

Library Search Compound Report

Data File : C:\HPCHEM\1\DATA\10-15-03\I7461.D Vial: 13
Acq On : 15 Oct 2003 16:35 Operator: DPEI
Sample : AISB-13B/10.5-11,09114-014,S,5g Inst : 5970 - In
Misc : WHITMAN/DEXTER_CHE,10/09/03,10/11/03 Multiplr: 1.00
MS Integration Params: LSCINT.P

Quant Method : C:\HPCHEM\1\METHODS\ISO1014.M (RTE Integrator)
Title : VOLATILE ORGANICS BY EPA METHOD 8260B
Library : C:\DATABASE\NIST98.L

****

Peak Number 6 Substituted benzene Concentration Rank 1

R.T.	EstConc	Area	Relative to ISTD	R.T.
19.43	58.53 UG	3960240	Chlorobenzene-d5	14.47

Hit# of 5	Tentative ID	MW	MolForm	CAS#	Qual
1	1,3-Cyclopentadiene, 1,2,3,4-tetram	134	C10H14	076089-59-3	97
2	Benzene, 1,2,4,5-tetramethyl-	134	C10H14	000095-93-2	97
3	Benzene, 1,2,4,5-tetramethyl-	134	C10H14	000095-93-2	96
4	Benzene, 1,2,3,4-tetramethyl-	134	C10H14	000488-23-3	95

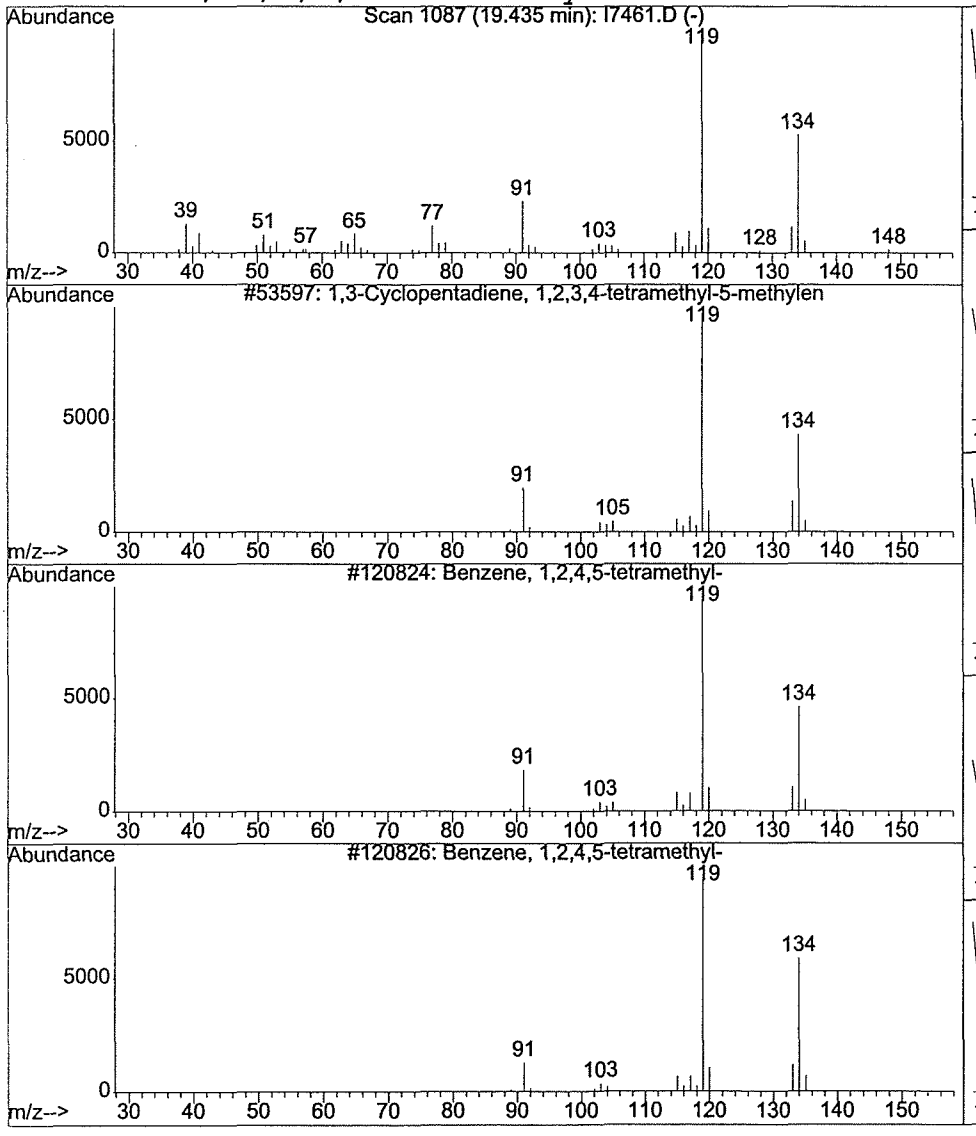

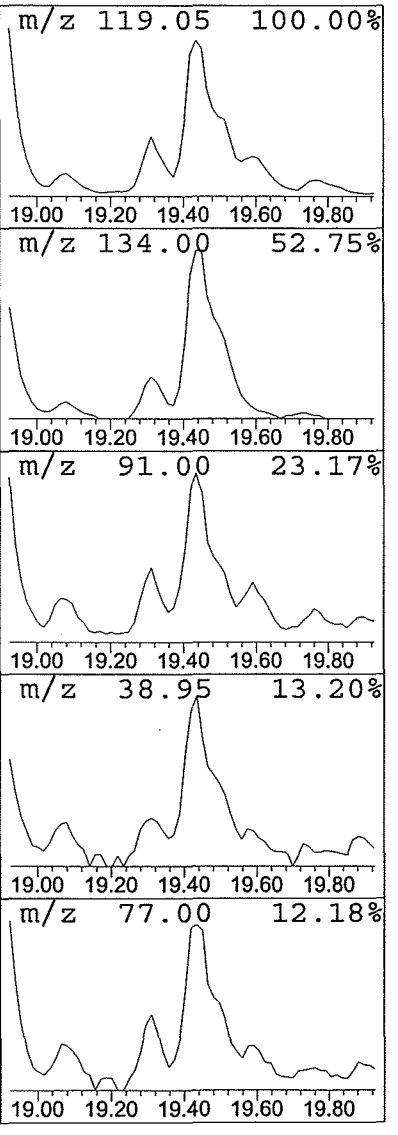

Library Search Compound Report

Data File : C:\HPCHEM\1\DATA\10-15-03\I7461.D Vial: 13
Acq On : 15 Oct 2003 16:35 Operator: DPEI
Sample : AISB-13B/10.5-11,09114-014,S,5g Inst : 5970 - In
Misc : WHITMAN/DEXTER_CHE,10/09/03,10/11/03 Multiplr: 1.00
MS Integration Params: LSCINT.P

Quant Method : C:\HPCHEM\1\METHODS\ISO1014.M (RTE Integrator)
Title : VOLATILE ORGANICS BY EPA METHOD 8260B
Library : C:\DATABASE\NIST98.L

****

Peak Number 7 Substituted benzene Concentration Rank 3

R.T.	EstConc	Area	Relative to ISTD	R.T.
20.11	49.95 UG	3379910	Chlorobenzene-d5	14.47

Hit# of 5	Tentative ID	MW	MolForm	CAS#	Qual
1	Benzene, 2-butenyl-	132	C10H12	001560-06-1	70
2	Benzene, (1-methyl-1-propenyl)-, (Z	132	C10H12	000767-99-7	64
3	Benzene, 1,2,4,5-tetramethyl-	134	C10H14	000095-93-2	50
4	Benzene, 1-methyl-3-(1-methylethyl)	134	C10H14	000535-77-3	50

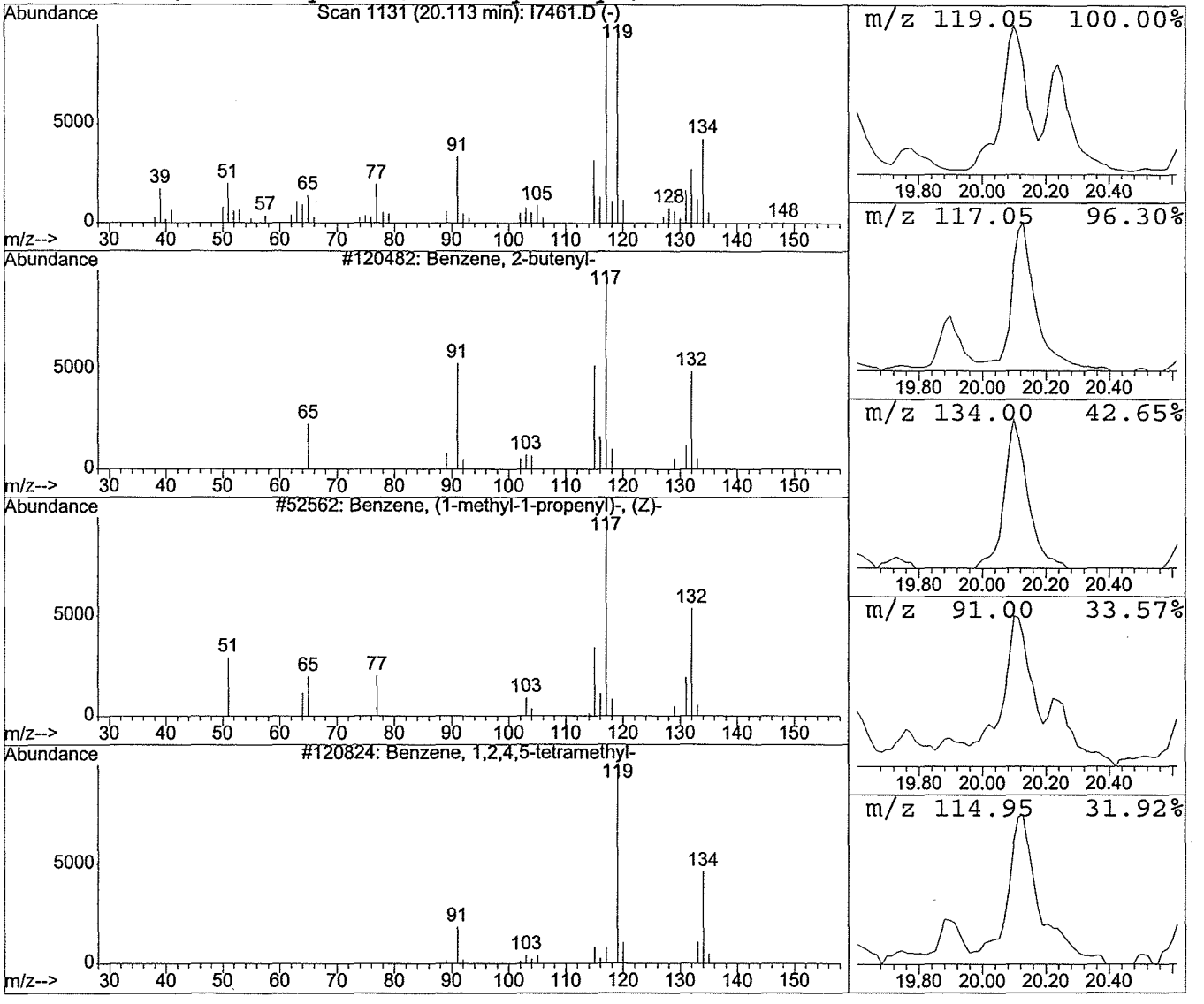

0223

Library Search Compound Report

Data File : C:\HPCHEM\1\DATA\10-15-03\I7461.D Vial: 13
Acq On : 15 Oct 2003 16:35 Operator: DPEI
Sample : AISB-13B/10.5-11,09114-014,S,5g Inst : 5970 - In
Misc : WHITMAN/DEXTER_CHE,10/09/03,10/11/03 Multiplr: 1.00
MS Integration Params: LSCINT.P

Quant Method : C:\HPCHEM\1\METHODS\ISO1014.M (RTE Integrator)
Title : VOLATILE ORGANICS BY EPA METHOD 8260B
Library : C:\DATABASE\NIST98.L

****

Peak Number 8 Substituted benzene Concentration Rank 5

R.T.	EstConc	Area	Relative to ISTD	R.T.
20.24	17.69 UG	1197230	Chlorobenzene-d5	14.47

Hit# of 5	Tentative ID	MW	MolForm	CAS#	Qual
1	Benzene, 1-methyl-4-(1-methylpropyl	148	C11H16	001595-16-0	78
2	Benzene, (1,1-dimethylpropyl)-	148	C11H16	002049-95-8	78
3	Benzene, (1,1-dimethylpropyl)-	148	C11H16	002049-95-8	78
4	Dicumyl peroxide	270	C18H22O2	000080-43-3	39

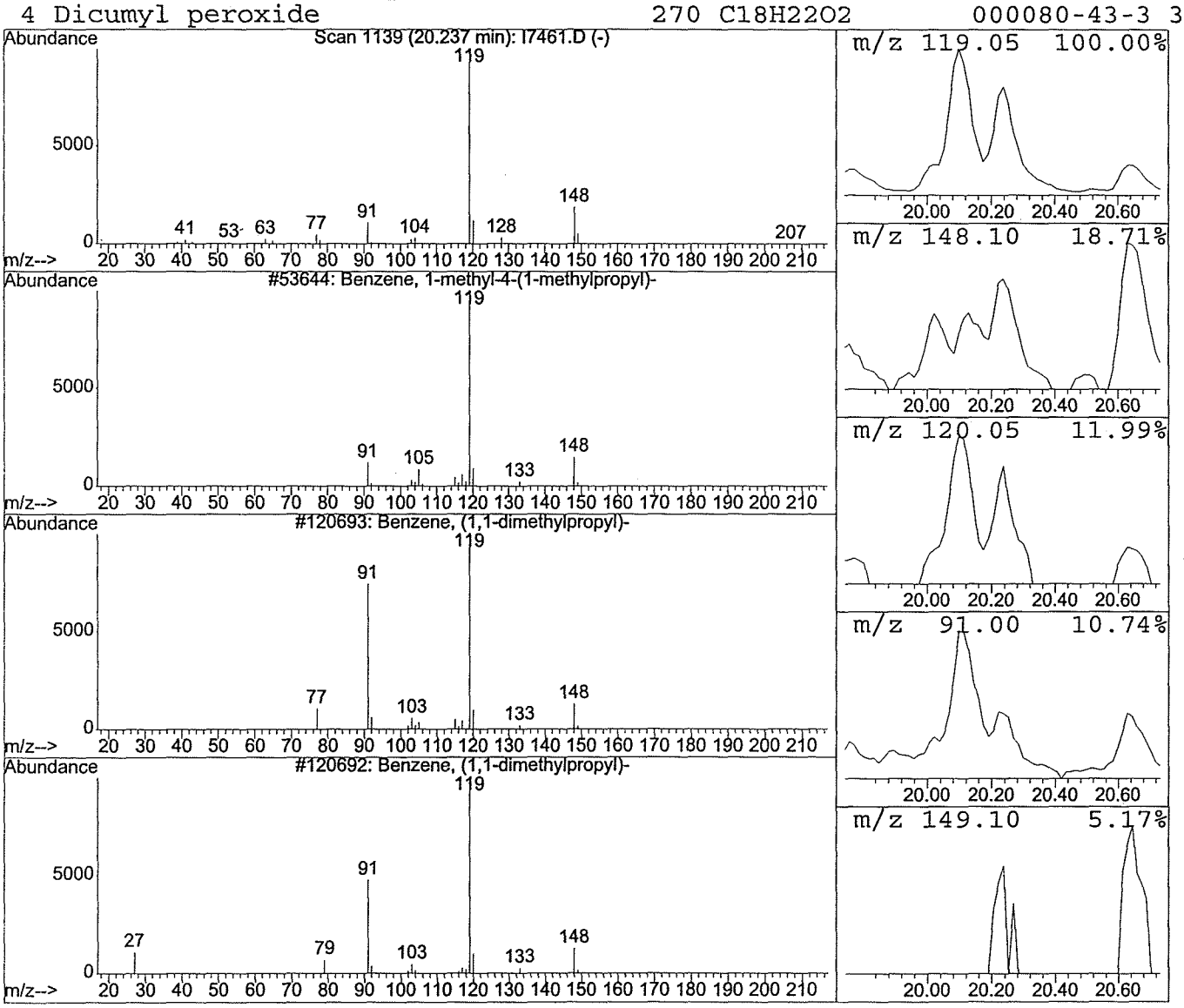

0224

Library Search Compound Report

Data File : C:\HPCHEM\1\DATA\10-15-03\I7461.D Vial: 13
Acq On : 15 Oct 2003 16:35 Operator: DPEI
Sample : AISB-13B/10.5-11,09114-014,S,5g Inst : 5970 - In
Misc : WHITMAN/DEXTER_CHE,10/09/03,10/11/03 Multiplr: 1.00
MS Integration Params: LSCINT.P

Quant Method : C:\HPCHEM\1\METHODS\ISO1014.M (RTE Integrator)
Title : VOLATILE ORGANICS BY EPA METHOD 8260B
Library : C:\DATABASE\NIST98.L

****

Peak Number 9 Substituted benzene Concentration Rank 4

R.T.	EstConc	Area	Relative to ISTD	R.T.
20.65	24.00 UG	1624160	Chlorobenzene-d5	14.47

Hit# of 5	Tentative ID	MW	MolForm	CAS#	Qual
1	Benzene, 1-ethyl-4-(1-methylethyl)-	148	C11H16	004218-48-8	91
2	Benzene, ethyl-1,2,4-trimethyl-	148	C11H16	054120-62-6	91
3	Benzene, 1-ethyl-4-(1-methylethyl)-	148	C11H16	004218-48-8	91
4	Benzene, 1,3-dimethyl-5-(1-methylet	148	C11H16	004706-90-5	87

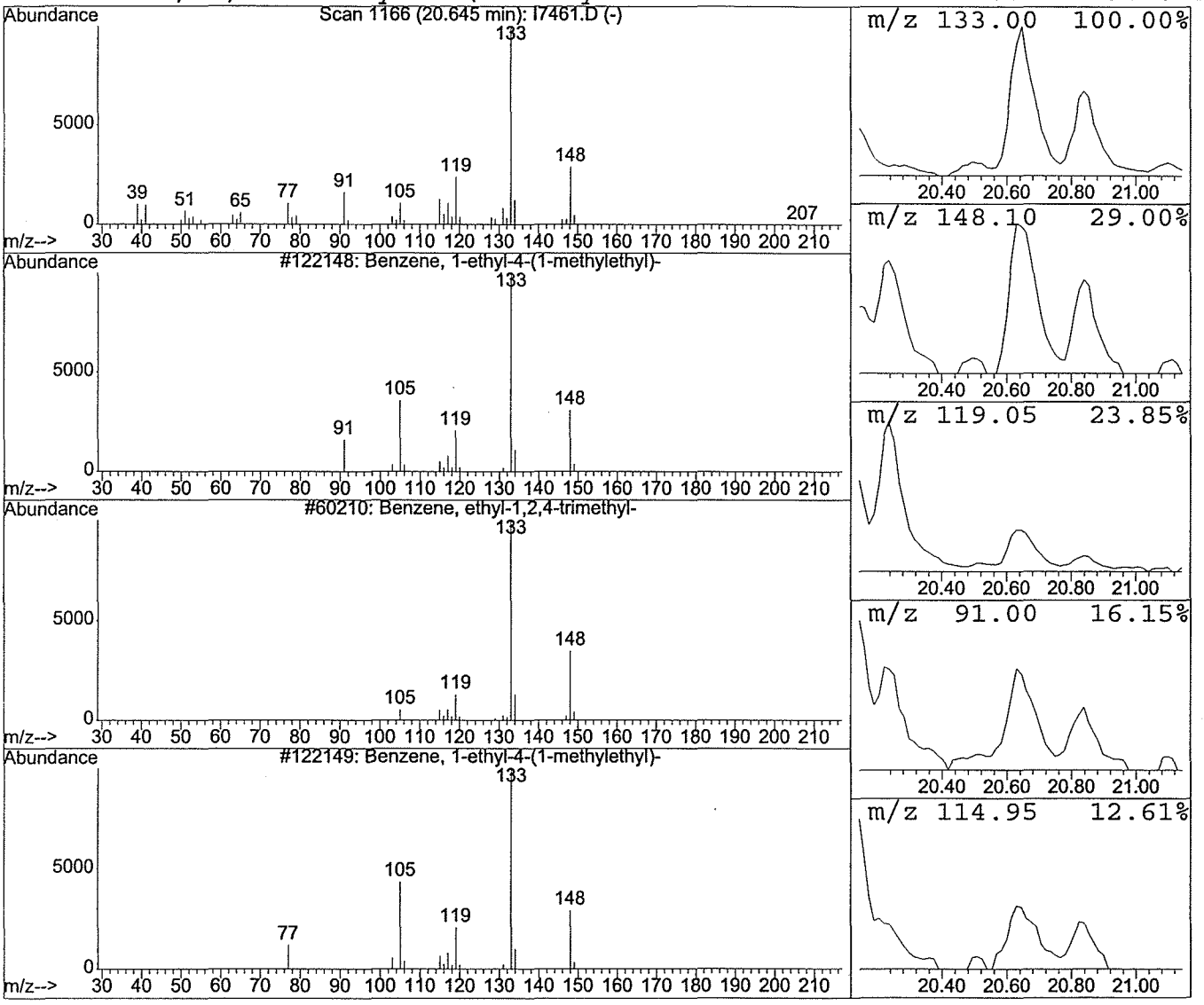

0225

Data File : C:\HPCHEM\1\DATA\10-15-03\I7461.D Vial: 13
Acq On : 15 Oct 2003 16:35 Operator: DPEI
Sample : AISB-13B/10.5-11,09114-014,S,5g Inst : 5970 - In
Misc : WHITMAN/DEXTER_CHE,10/09/03,10/11/03 Multiplr: 1.00
MS Integration Params: LSCINT.P

Quant Method : C:\HPCHEM\1\METHODS\ISO1014.M (RTE Integrator)
Title : VOLATILE ORGANICS BY EPA METHOD 8260B
Library : C:\DATABASE\NIST98.L

****

Peak Number 10 Substituted benzene Concentration Rank 9

R.T.	EstConc	Area	Relative to ISTD	R.T.
20.84	12.65 UG	855855	Chlorobenzene-d5	14.47

Hit# of 5	Tentative ID	MW	MolForm	CAS#	Qual
1	6-Methyl-4-indanol	148	C10H12O	020294-32-0	87
2	Benzene, ethyl-1,2,4-trimethyl-	148	C11H16	054120-62-6	80
3	2-tert-Butyltoluene	148	C11H16	001074-92-6	76
4	1,5,6,7-Tetramethylbicyclo[3.2.0]he	148	C11H16	134329-46-7	74

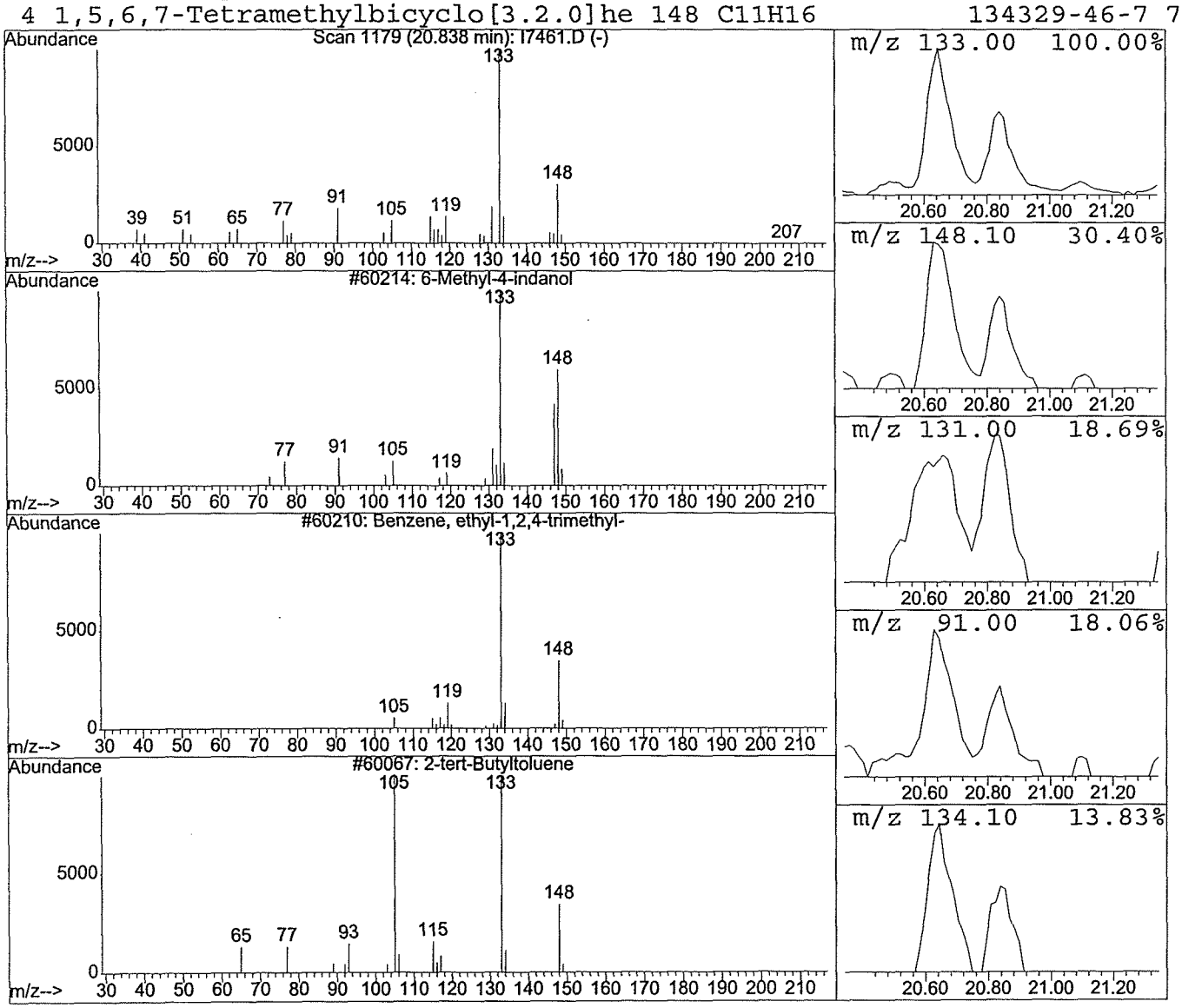

0226

Quantitation Report (QT Reviewed)

Data File : C:\HPCHEM\1\DATA\10-15-03\I7462.D Vial: 14
Acq On : 15 Oct 2003 17:05 Operator: DPEI
Sample : AISB-13C/14.5-15,09114-015,S,5g Inst : 5970 - In
Misc : WHITMAN/DEXTER_CHE,10/09/03,10/11/03 Multiplr: 1.00
MS Integration Params: rteint.p
Quant Time: Oct 15 17:33 2003 Quant Results File: ISO1014.RES

Quant Method : C:\HPCHEM\1\METHODS\ISO1014.M (RTE Integrator)
Title : VOLATILE ORGANICS BY EPA METHOD 8260B
Last Update : Tue Oct 14 14:44:24 2003
Response via : Initial Calibration
DataAcq Meth : VOAI

Internal Standards	R.T.	QIon	Response	Conc	Units	Dev(Min)
1) Pentafluorobenzene	9.00	168	1105224	50.00	UG	-0.07
31) 1,4-Difluorobenzene	10.09	114	1111742	50.00	UG	-0.06
50) Chlorobenzene-d5	14.44	117	884919	50.00	UG	-0.04
System Monitoring Compounds						
30) 1,2-Dichloroethane-d4	9.42	65	468021	49.30	UG	-0.07
Spiked Amount 50.000	Range 36 - 115		Recovery = 98.60%			
41) Toluene-d8	12.26	98	1054199	51.42	UG	-0.05
Spiked Amount 50.000	Range 35 - 117		Recovery = 102.84%			
59) Bromofluorobenzene	16.23	95	666257	43.57	UG	-0.02
Spiked Amount 50.000	Range 47 - 115		Recovery = 87.14%			
Target Compounds						Qvalue
55) o-Xylene	15.45	106	18808	1.72	UG	# 3

(#) = qualifier out of range (m) = manual integration

Quantitation Report

Data File : C:\HPCHEM\1\DATA\10-15-03\I7462.D Vial: 14
Acq On : 15 Oct 2003 17:05 Operator: DPEI
Sample : AISB-13C/14.5-15,09114-015,S,5g Inst : 5970 - In
Misc : WHITMAN/DEXTER_CHE,10/09/03,10/11/03 Multiplr: 1.00
MS Integration Params: rteint.p
Quant Time: Oct 15 17:33 2003 Quant Results File: ISO1014.RES

Method : C:\HPCHEM\1\METHODS\ISO1014.M (RTE Integrator)
Title : VOLATILE ORGANICS BY EPA METHOD 8260B
Last Update : Tue Oct 14 14:44:24 2003
Response via : Initial Calibration

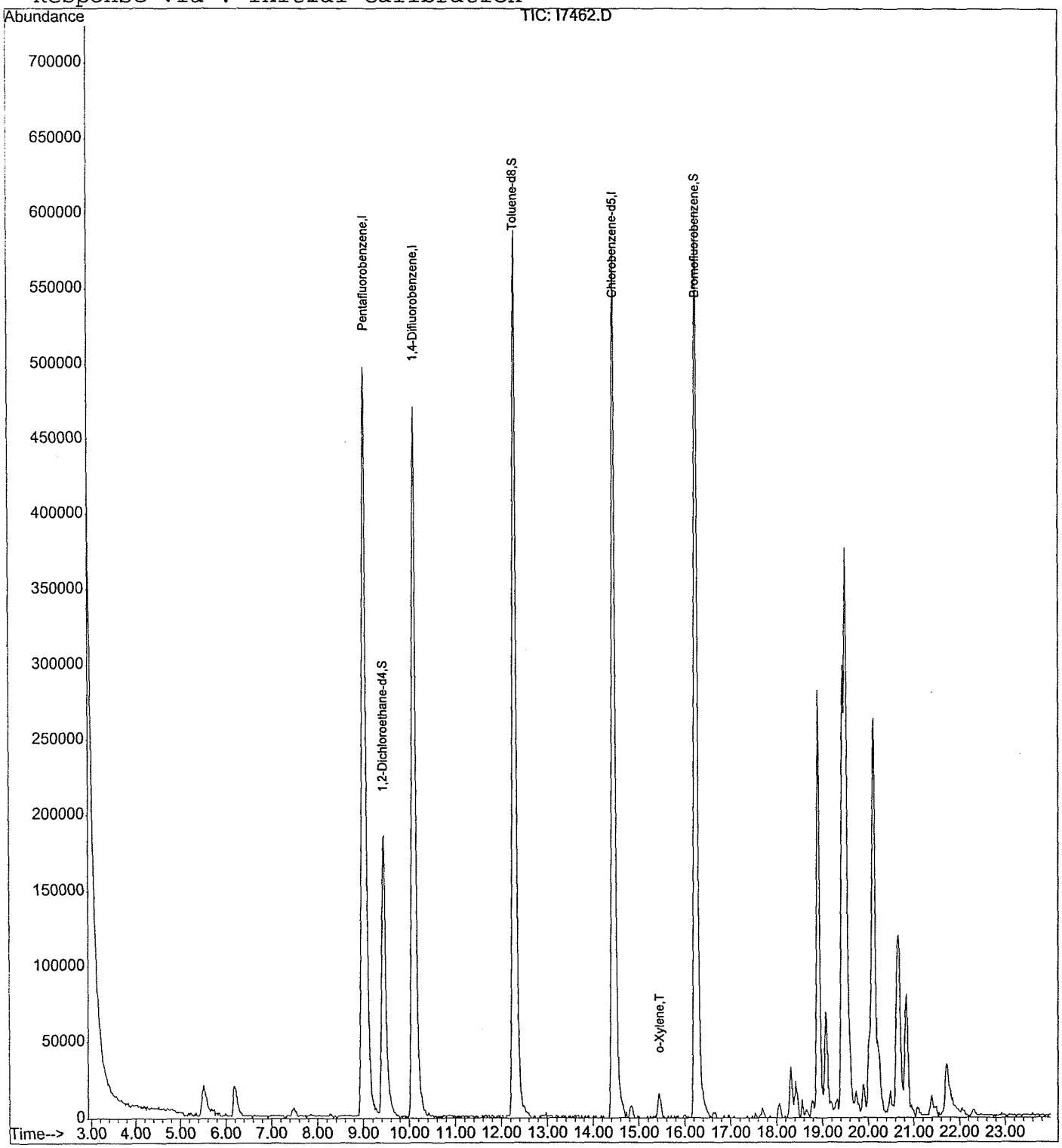

0228

LSC Area Percent Report

Data File : C:\HPCHEM\1\DATA\10-15-03\I7462.D Vial: 14
Acq On : 15 Oct 2003 17:05 Operator: DPEI
Sample : AISB-13C/14.5-15,09114-015,S,5g Inst : 5970 - In
Misc : WHITMAN/DEXTER_CHE,10/09/03,10/11/03 Multiplr: 1.00
MS Integration Params: LSCINT.P

Method : C:\HPCHEM\1\METHODS\ISO1014.M (RTE Integrator)
Title : VOLATILE ORGANICS BY EPA METHOD 8260B
Smoothing : OFF Filtering: 9
Sampling : 1 Min Area: 0.3 % of largest Peak
Start Thrs: 0.02 Max Peaks: 100
Stop Thrs : 0.02 Peak Location: TOP

If leading or trailing edge < 50 prefer < Baseline drop else tangent >
Peak separation: 5

Signal : TIC

peak #	R.T. min	first scan	max scan	last scan	PK TY	peak height	corr. area	corr. % max.	% of total
1	5.512	163	169	178	rBV2	19863	136363	4.12%	0.554%
2	6.191	209	213	224	rBV3	19965	127601	3.85%	0.519%
3	8.990	388	394	411	rBV	496657	3311680	100.00%	13.466%
4	9.436	417	423	438	rVV	183459	1137780	34.36%	4.626%
5	10.086	458	465	481	rBV	471503	2780823	83.97%	11.307%
6	12.278	600	607	619	rBV2	587547	3191048	96.36%	12.975%
7	14.436	741	747	765	rBB	577766	3093084	93.40%	12.577%
8	14.832	769	773	778	rBB	8199	37988	1.15%	0.154%
9	15.434	808	812	818	rBB2	15816	72226	2.18%	0.294%
10	16.235	858	864	884	rBB	604173	3205732	96.80%	13.035%
11	18.058	979	982	986	rBB	9673	36438	1.10%	0.148%
12	18.305	992	998	1002	rBV2	33644	134770	4.07%	0.548%
13	18.414	1002	1005	1011	rVB2	23977	96657	2.92%	0.393%
14	18.769	1025	1028	1031	rBV	11544	44869	1.35%	0.182%
15	18.893	1031	1036	1043	rBV	277249	1130866	34.15%	4.598%
16	19.064	1043	1047	1053	rVB3	60945	260156	7.86%	1.058%
17	19.436	1065	1071	1072	rBV	294929	1039070	31.38%	4.225%
18	19.498	1072	1075	1087	rVB	368132	1780991	53.78%	7.242%
19	19.898	1096	1101	1105	rBV3	17702	69049	2.09%	0.281%
20	20.115	1105	1115	1120	rBV2	257598	1477255	44.61%	6.007%
21	20.479	1135	1139	1142	rBV	14362	48233	1.46%	0.196%
22	20.663	1144	1151	1158	rVV2	115545	754055	22.77%	3.066%
23	20.832	1158	1162	1168	rVB2	75403	353901	10.69%	1.439%
24	21.385	1195	1199	1202	rBV	12972	47355	1.43%	0.193%
25	21.717	1213	1221	1228	rBV3	33438	224924	6.79%	0.915%

Sum of corrected areas: 24592914

I7462.D ISO1014.M Wed Oct 15 17:34:14 2003 MSD_I

LSC Report - Integrated Chromatogram

File : C:\HPCHEM\1\DATA\10-15-03\I7462.D
Operator : DPEI
Acquired : 15 Oct 2003 17:05 using AcqMethod VOAI
Instrument : 5970 - In
Sample Name: AISB-13C/14.5-15,09114-015,S,5g
Misc Info : WHITMAN/DEXTER_CHE,10/09/03,10/11/03
Vial Number: 14
Quant File :ISO1014.RES (RTE Integrator)

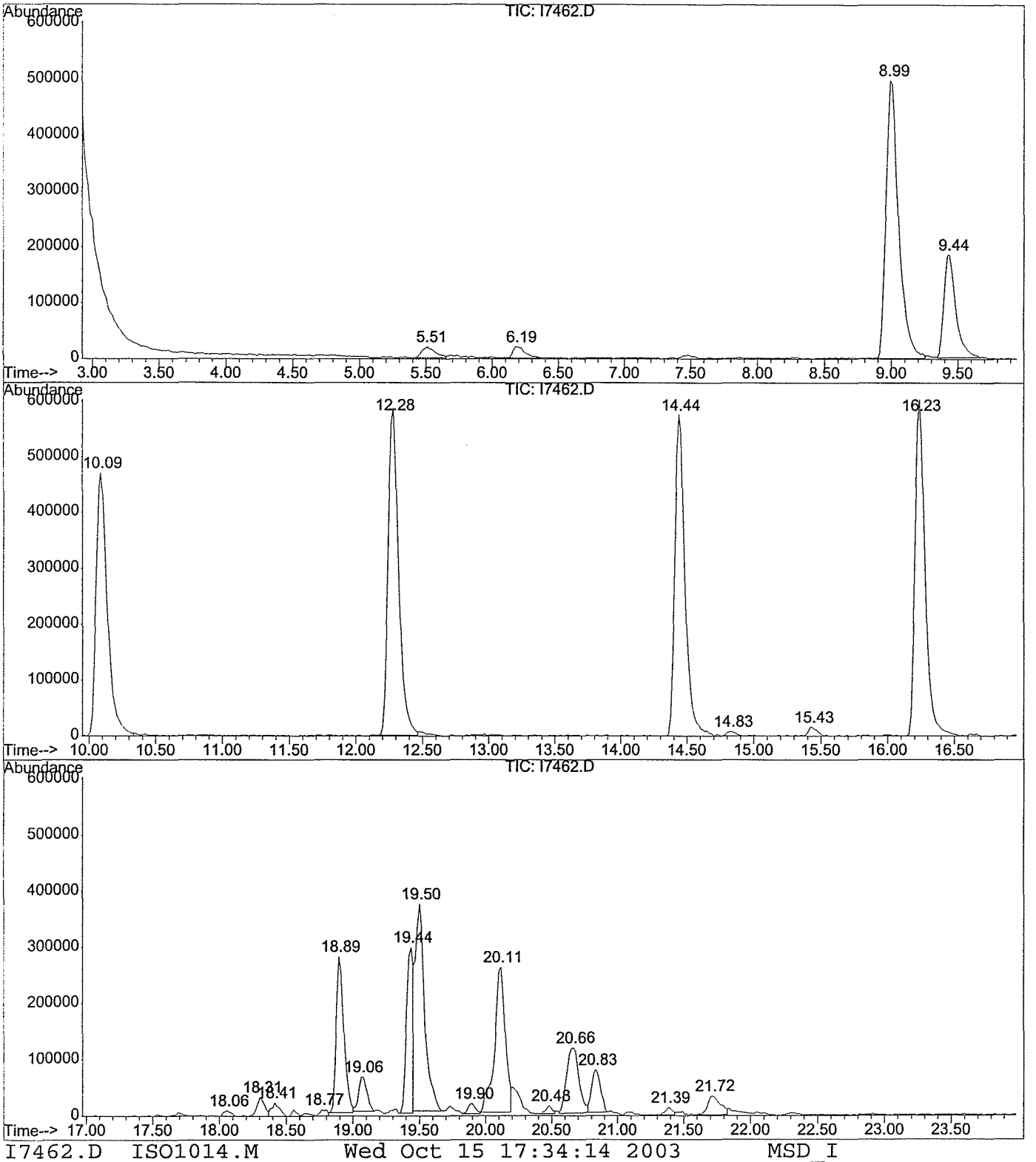

I7462.D ISO1014.M Wed Oct 15 17:34:14 2003 MSD_I

Library Search Compound Report

Data File : C:\HPCHEM\1\DATA\10-15-03\I7462.D Vial: 14
Acq On : 15 Oct 2003 17:05 Operator: DPEI
Sample : AISB-13C/14.5-15,09114-015,S,5g Inst : 5970 - In
Misc : WHITMAN/DEXTER_CHE,10/09/03,10/11/03 Multiplr: 1.00
MS Integration Params: LSCINT.P

Quant Method : C:\HPCHEM\1\METHODS\ISO1014.M (RTE Integrator)
Title : VOLATILE ORGANICS BY EPA METHOD 8260B
Library : C:\DATABASE\NIST98.L

****

Peak Number 1 Substituted benzene Concentration Rank 3

R.T.	EstConc	Area	Relative to ISTD	R.T.
18.89	18.28 UG	1130870	Chlorobenzene-d5	14.44

Hit# of 5	Tentative ID	MW	MolForm	CAS#	Qual
1	Benzene, 1-ethyl-2,3-dimethyl-	134	C10H14	000933-98-2	97
2	Benzene, 4-ethyl-1,2-dimethyl-	134	C10H14	000934-80-5	97
3	Benzene, 2-ethyl-1,4-dimethyl-	134	C10H14	001758-88-9	95
4	Benzene, 2-ethyl-1,4-dimethyl-	134	C10H14	001758-88-9	95

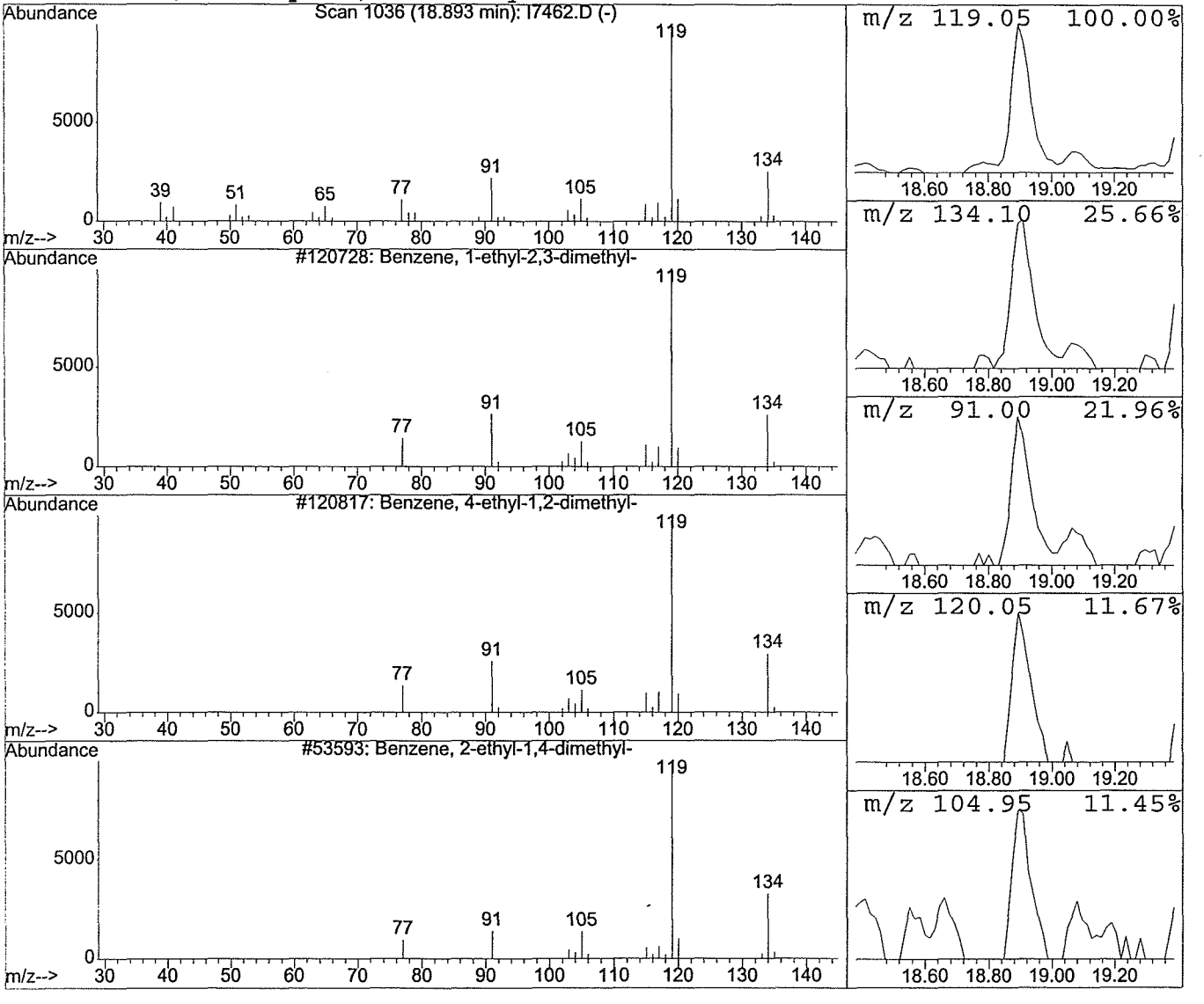

Library Search Compound Report

Data File : C:\HPCHEM\1\DATA\10-15-03\I7462.D Vial: 14
Acq On : 15 Oct 2003 17:05 Operator: DPEI
Sample : AISB-13C/14.5-15,09114-015,S,5g Inst : 5970 - In
Misc : WHITMAN/DEXTER_CHE,10/09/03,10/11/03 Multiplr: 1.00
MS Integration Params: LSCINT.P

Quant Method : C:\HPCHEM\1\METHODS\ISO1014.M (RTE Integrator)
Title : VOLATILE ORGANICS BY EPA METHOD 8260B
Library : C:\DATABASE\NIST98.L

****

Peak Number 2 Substituted benzene Concentration Rank 4

R.T.	EstConc	Area	Relative to ISTD	R.T.
19.44	16.80 UG	1039070	Chlorobenzene-d5	14.44

Hit# of 5	Tentative ID	MW	MolForm	CAS#	Qual
1	Benzene, 1,2,4,5-tetramethyl-	134	C10H14	000095-93-2	95
2	Benzene, 1,2,4,5-tetramethyl-	134	C10H14	000095-93-2	95
3	Benzene, 1,2,3,4-tetramethyl-	134	C10H14	000488-23-3	94
4	Benzene, 1,2,3,4-tetramethyl-	134	C10H14	000488-23-3	94

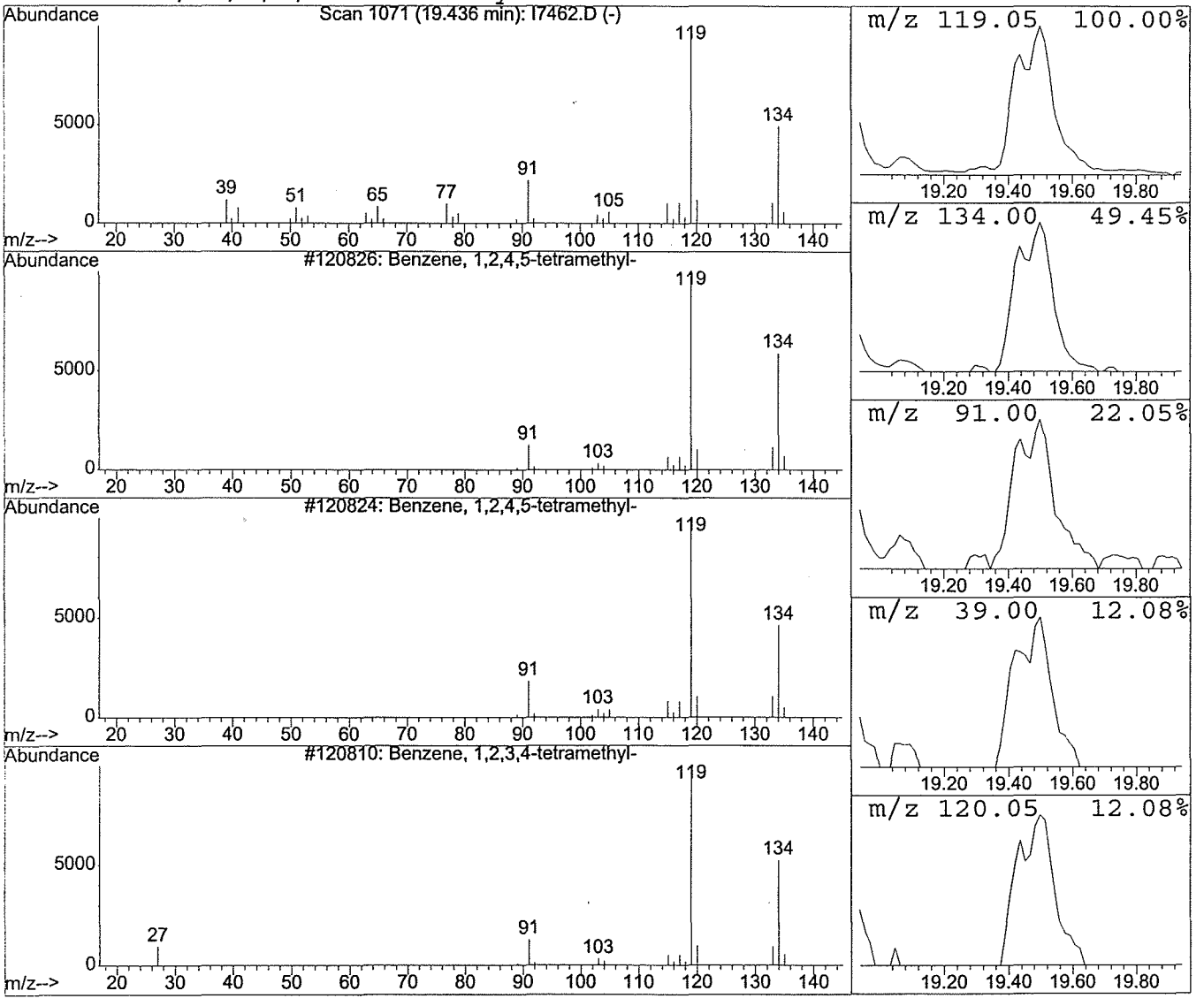

0232

Library Search Compound Report

Data File : C:\HPCHEM\1\DATA\10-15-03\I7462.D Vial: 14
Acq On : 15 Oct 2003 17:05 Operator: DPEI
Sample : AISB-13C/14.5-15,09114-015,S,5g Inst : 5970 - In
Misc : WHITMAN/DEXTER_CHE,10/09/03,10/11/03 Multiplr: 1.00
MS Integration Params: LSCINT.P

Quant Method : C:\HPCHEM\1\METHODS\ISO1014.M (RTE Integrator)
Title : VOLATILE ORGANICS BY EPA METHOD 8260B
Library : C:\DATABASE\NIST98.L

****

Peak Number 3 Substituted benzene Concentration Rank 1

R.T.	EstConc	Area	Relative to ISTD	R.T.
19.50	28.79 UG	1780990	Chlorobenzene-d5	14.44

Hit# of 5	Tentative ID	MW	MolForm	CAS#	Qual
1	Benzene, 1,2,3,5-tetramethyl-	134	C10H14	000527-53-7	87
2	Benzene, 1,2,3,5-tetramethyl-	134	C10H14	000527-53-7	87
3	Benzene, 1-ethyl-2,3-dimethyl-	134	C10H14	000933-98-2	87
4	Benzene, 2-ethyl-1,4-dimethyl-	134	C10H14	001758-88-9	87

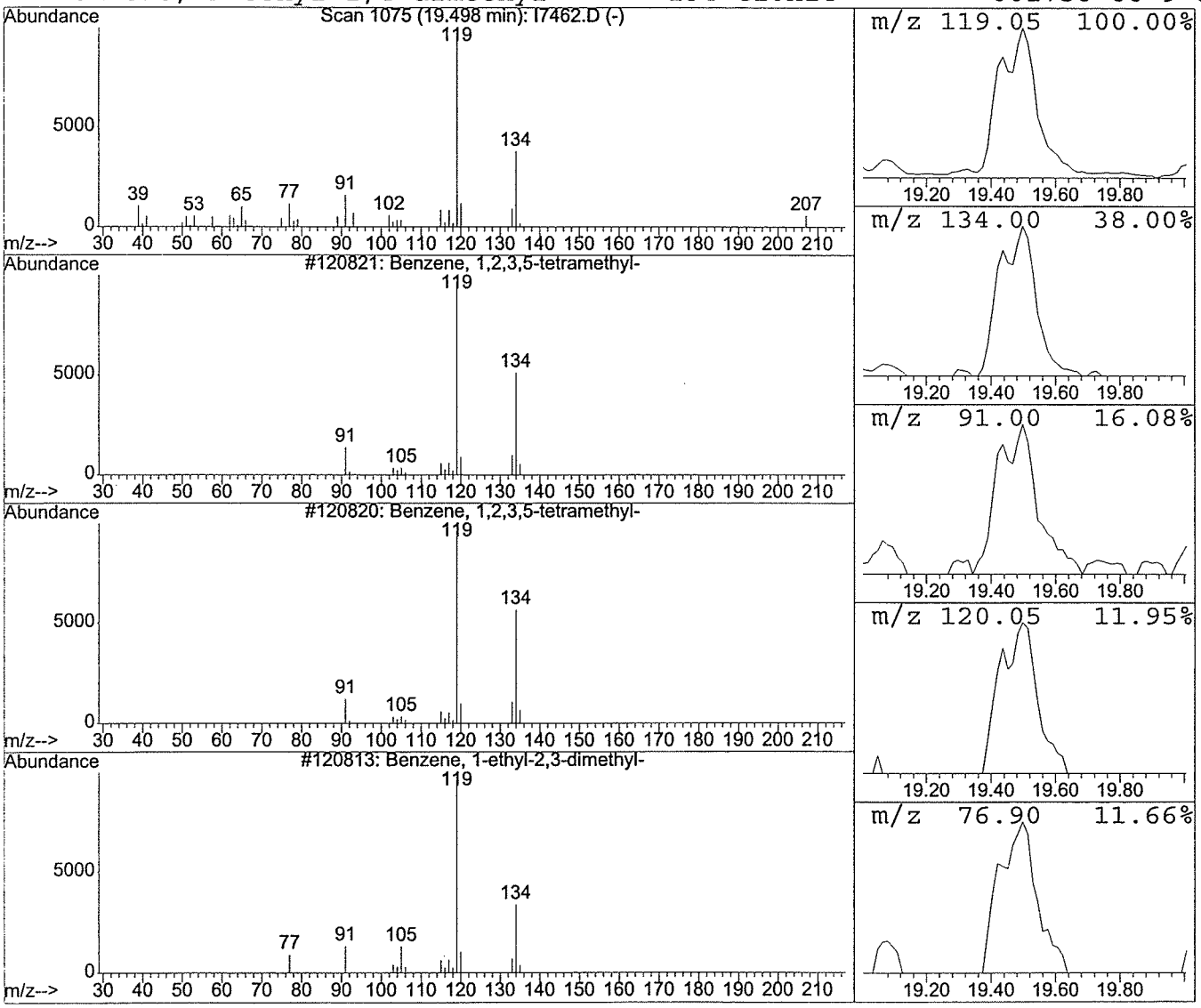

0233

Data File : C:\HPCHEM\1\DATA\10-15-03\I7462.D Vial: 14
Acq On : 15 Oct 2003 17:05 Operator: DPEI
Sample : AISB-13C/14.5-15,09114-015,S,5g Inst : 5970 - In
Misc : WHITMAN/DEXTER_CHE,10/09/03,10/11/03 Multiplr: 1.00
MS Integration Params: LSCINT.P

Quant Method : C:\HPCHEM\1\METHODS\ISO1014.M (RTE Integrator)
Title : VOLATILE ORGANICS BY EPA METHOD 8260B
Library : C:\DATABASE\NIST98.L

****

Peak Number 4 Substituted benzene Concentration Rank 2

R.T.	EstConc	Area	Relative to ISTD	R.T.
20.11	23.88 UG	1477260	Chlorobenzene-d5	14.44

Hit# of 5	Tentative ID	MW	MolForm	CAS#	Qual
1	Benzene, 1-methyl-2-(2-propenyl)-	132	C10H12	001587-04-8	83
2	Benzene, 1-methyl-4-(2-propenyl)-	132	C10H12	003333-13-9	81
3	Benzene, 2-butenyl-	132	C10H12	001560-06-1	80
4	Benzene, (1-methyl-1-propenyl)-, (E	132	C10H12	000768-00-3	80

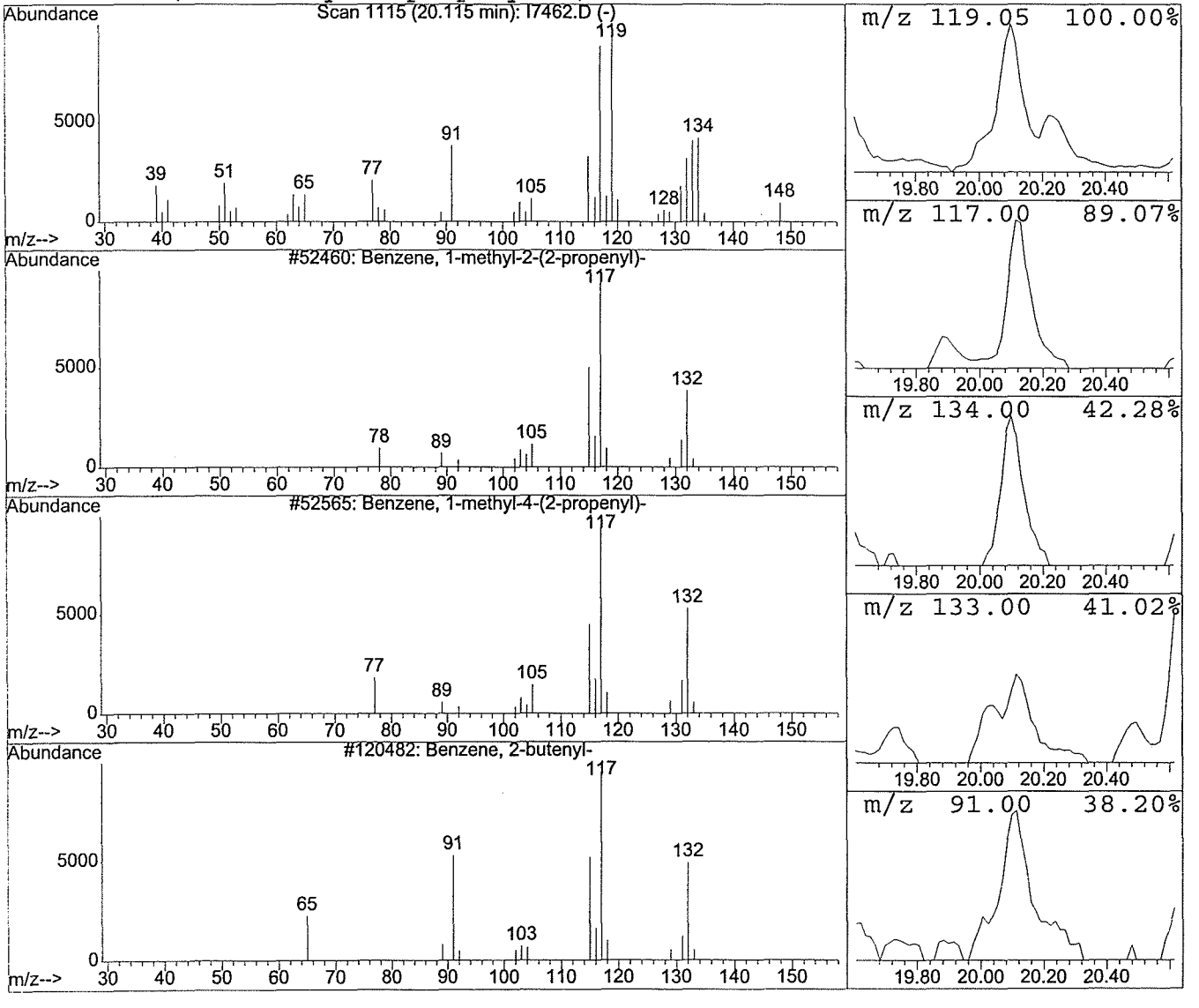

Library Search Compound Report

Data File : C:\HPCHEM\1\DATA\10-15-03\I7462.D Vial: 14
Acq On : 15 Oct 2003 17:05 Operator: DPEI
Sample : AISB-13C/14.5-15,09114-015,S,5g Inst : 5970 - In
Misc : WHITMAN/DEXTER_CHE,10/09/03,10/11/03 Multiplr: 1.00
MS Integration Params: LSCINT.P

Quant Method : C:\HPCHEM\1\METHODS\ISO1014.M (RTE Integrator)
Title : VOLATILE ORGANICS BY EPA METHOD 8260B
Library : C:\DATABASE\NIST98.L

****

Peak Number 5 Substituted benzene Concentration Rank 5

R.T.	EstConc	Area	Relative to ISTD	R.T.
20.66	12.19 UG	754055	Chlorobenzene-d5	14.44

Hit# of 5	Tentative ID	MW	MolForm	CAS#	Qual
1	Benzene, ethyl-1,2,4-trimethyl-	148	C11H16	054120-62-6	91
2	Benzene, 1-ethyl-4-(1-methylethyl)-	148	C11H16	004218-48-8	87
3	4-tert-Butyltoluene	148	C11H16	000098-51-1	87
4	Benzene, 1-(1,1-dimethylethyl)-3-me	148	C11H16	001075-38-3	87

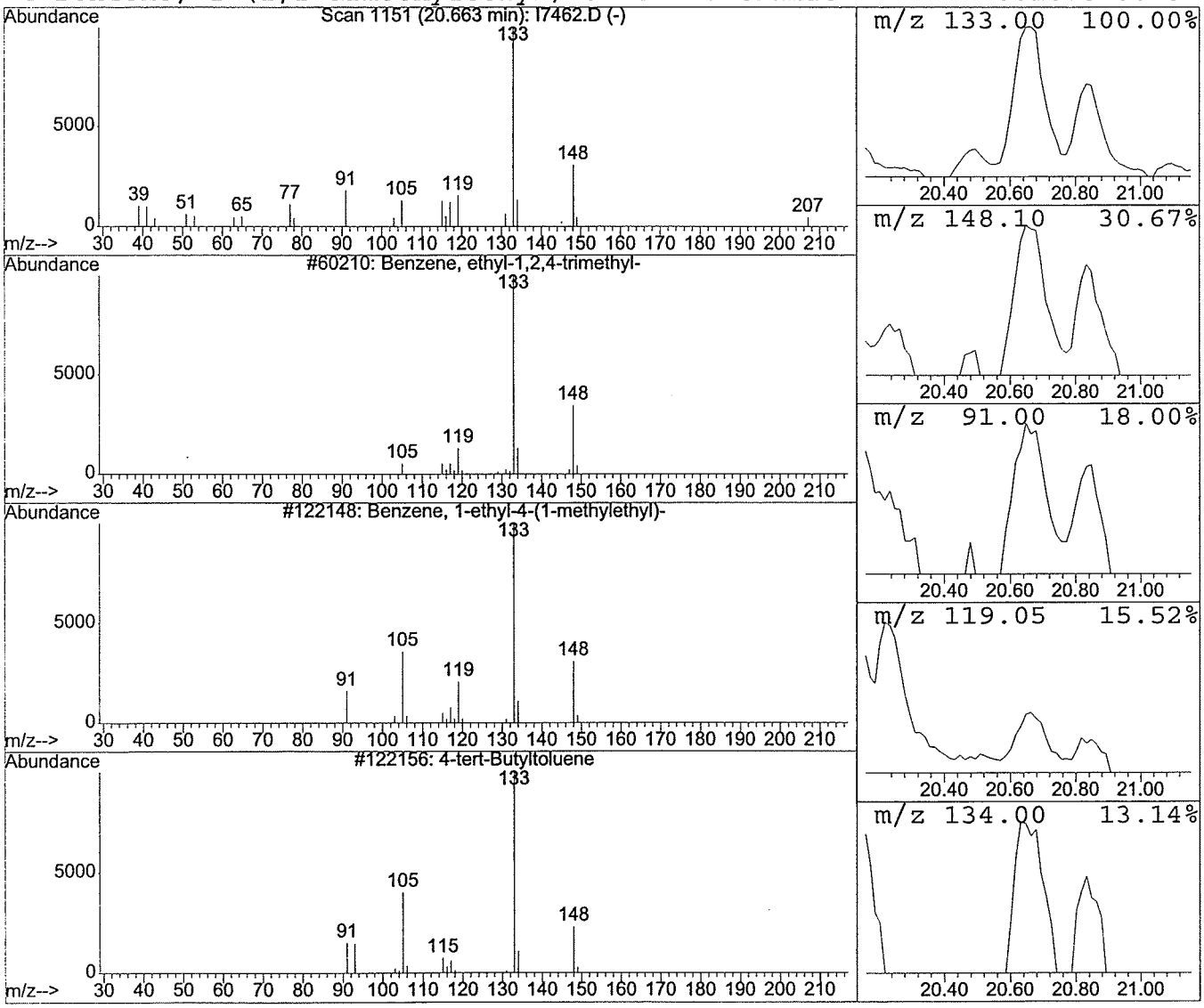

0235

Library Search Compound Report

Data File : C:\HPCHEM\1\DATA\10-15-03\I7462.D Vial: 14
Acq On : 15 Oct 2003 17:05 Operator: DPEI
Sample : AISB-13C/14.5-15,09114-015,S,5g Inst : 5970 - In
Misc : WHITMAN/DEXTER_CHE,10/09/03,10/11/03 Multiplr: 1.00
MS Integration Params: LSCINT.P

Quant Method : C:\HPCHEM\1\METHODS\ISO1014.M (RTE Integrator)
Title : VOLATILE ORGANICS BY EPA METHOD 8260B
Library : C:\DATABASE\NIST98.L

****

Peak Number 6 Substituted benzene Concentration Rank 6

R.T.	EstConc	Area	Relative to ISTD	R.T.
20.83	5.72 UG	353901	Chlorobenzene-d5	14.44

Hit# of 5	Tentative ID	MW	MolForm	CAS#	Qual
1	Benzene, 1,3-diethyl-5-methyl-	148	C11H16	002050-24-0	83
2	Benzene, 2,4-diethyl-1-methyl-	148	C11H16	001758-85-6	80
3	Benzene, pentamethyl-	148	C11H16	000700-12-9	64
4	Benzene, 1-(1,1-dimethylethyl)-3-me	148	C11H16	001075-38-3	59

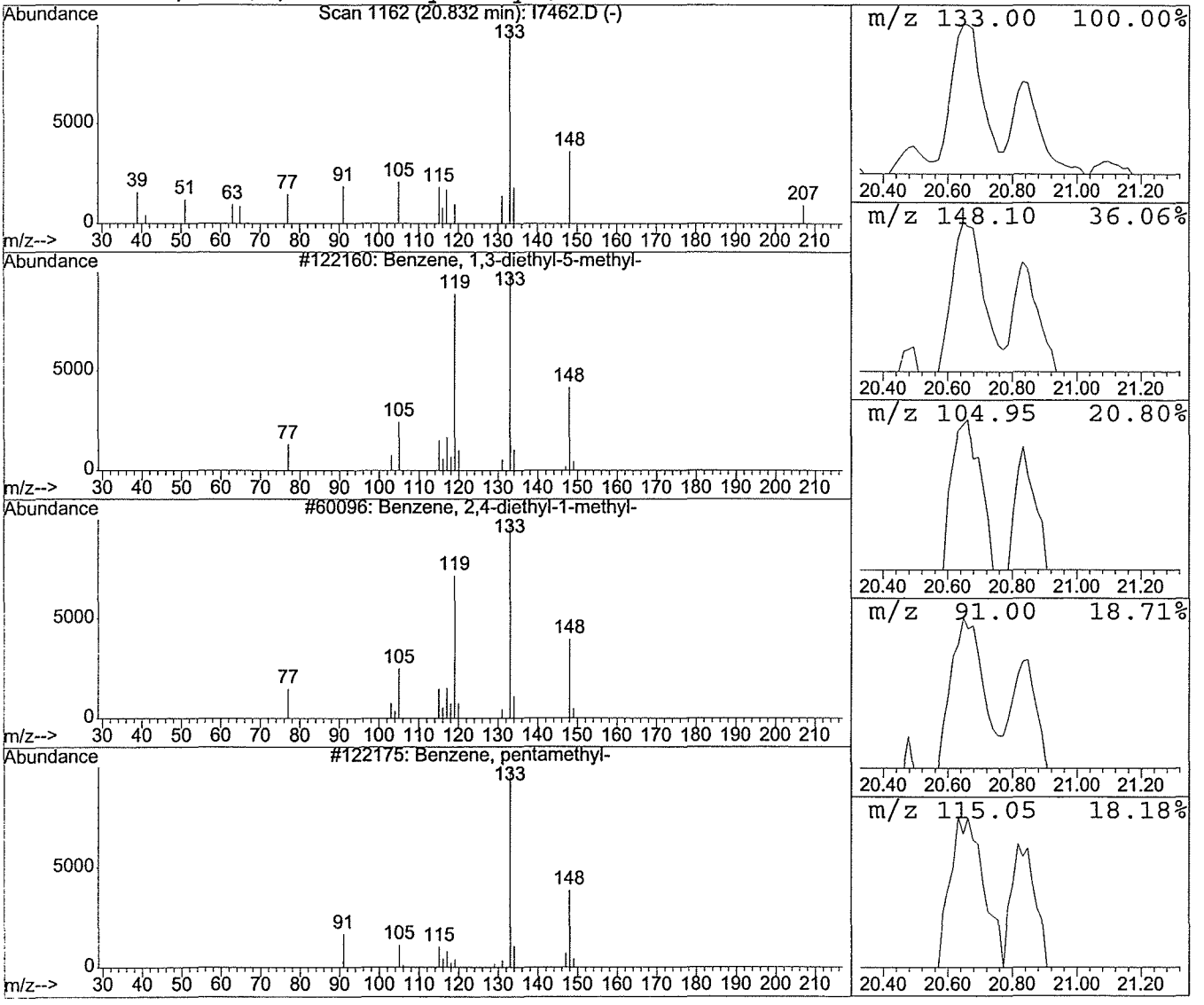

0236

Quantitation Report (QT Reviewed)

Data File : C:\HPCHEM\1\DATA\10-15-03\I7463.D Vial: 15
Acq On : 15 Oct 2003 17:35 Operator: DPEI
Sample : AISB-AD/15.5-16,09114-016,S,5g Inst : 5970 - In
Misc : WHITMAN/DEXTER_CHE,10/09/03,10/11/03 Multiplr: 1.00
MS Integration Params: rteint.p
Quant Time: Oct 16 9:47 2003 Quant Results File: ISO1014.RES

Quant Method : C:\HPCHEM\1\METHODS\ISO1014.M (RTE Integrator)
Title : VOLATILE ORGANICS BY EPA METHOD 8260B
Last Update : Tue Oct 14 14:44:24 2003
Response via : Initial Calibration
DataAcq Meth : VOAI

Internal Standards	R.T.	QIon	Response	Conc	Units	Dev(Min)
1) Pentafluorobenzene	9.00	168	1032831	50.00	UG	-0.07
31) 1,4-Difluorobenzene	10.08	114	1048678	50.00	UG	-0.06
50) Chlorobenzene-d5	14.44	117	819020	50.00	UG	-0.04
System Monitoring Compounds						
30) 1,2-Dichloroethane-d4	9.42	65	442145	49.84	UG	-0.08
Spiked Amount 50.000	Range 36 - 115		Recovery = 99.68%			
41) Toluene-d8	12.28	98	995067	51.46	UG	-0.04
Spiked Amount 50.000	Range 35 - 117		Recovery = 102.92%			
59) Bromofluorobenzene	16.22	95	599496	42.36	UG	-0.03
Spiked Amount 50.000	Range 47 - 115		Recovery = 84.72%			

Target Compounds Qvalue

(#) = qualifier out of range (m) = manual integration

Quantitation Report

Data File : C:\HPCHEM\1\DATA\10-15-03\I7463.D Vial: 15
Acq On : 15 Oct 2003 17:35 Operator: DPEI
Sample : AISB-AD/15.5-16,09114-016,S,5g Inst : 5970 - In
Misc : WHITMAN/DEXTER_CHE,10/09/03,10/11/03 Multiplr: 1.00
MS Integration Params: rteint.p
Quant Time: Oct 16 9:47 2003 Quant Results File: ISO1014.RES

Method : C:\HPCHEM\1\METHODS\ISO1014.M (RTE Integrator)
Title : VOLATILE ORGANICS BY EPA METHOD 8260B
Last Update : Tue Oct 14 14:44:24 2003
Response via : Initial Calibration

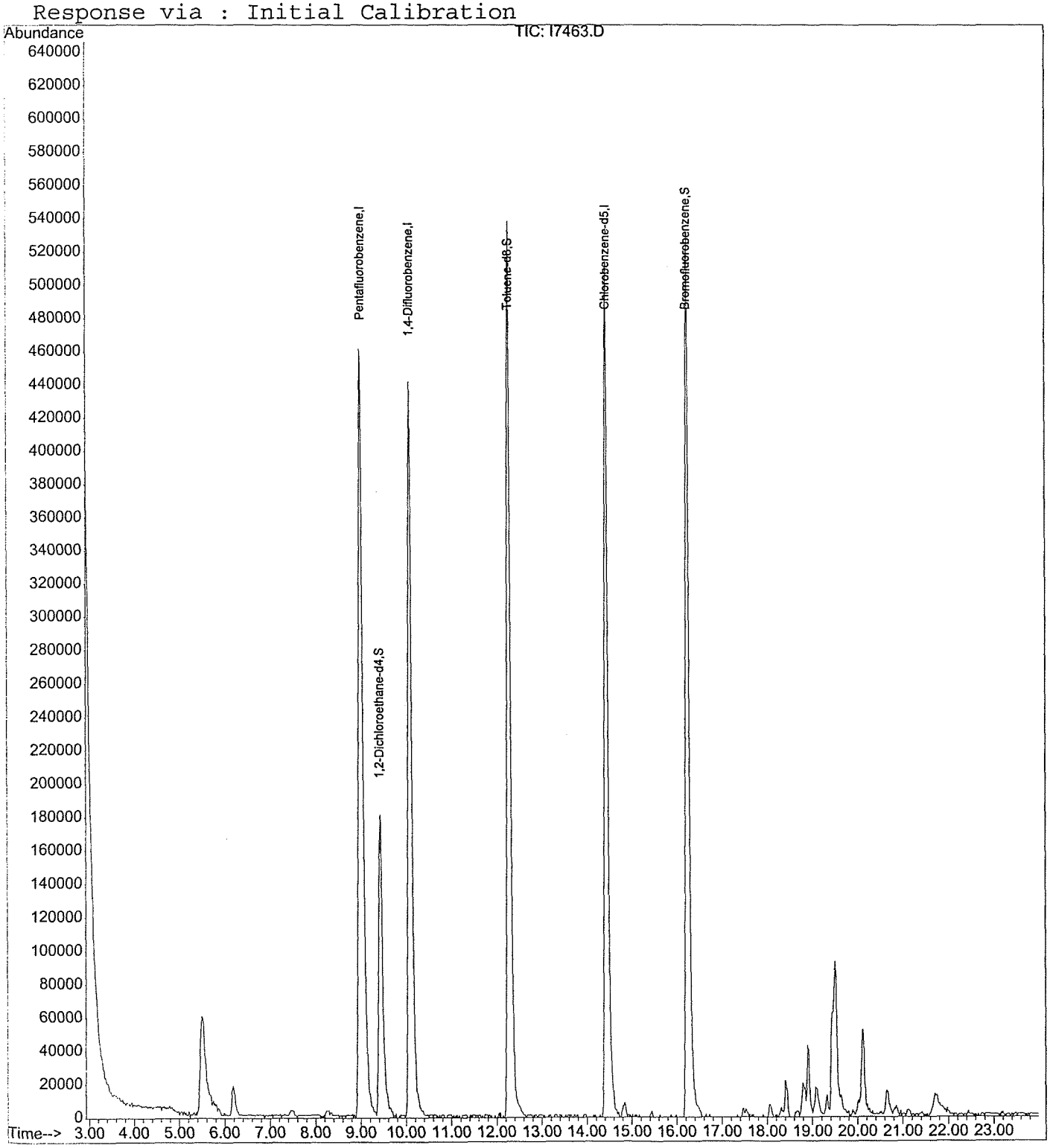

0238

LSC Area Percent Report

Data File : C:\HPCHEM\1\DATA\10-15-03\I7463.D Vial: 15
Acq On : 15 Oct 2003 17:35 Operator: DPEI
Sample : AISB-AD/15.5-16,09114-016,S,5g Inst : 5970 - In
Misc : WHITMAN/DEXTER_CHE,10/09/03,10/11/03 Multiplr: 1.00
MS Integration Params: LSCINT.P

Method : C:\HPCHEM\1\METHODS\ISO1014.M (RTE Integrator)
Title : VOLATILE ORGANICS BY EPA METHOD 8260B
Smoothing : OFF Filtering: 9
Sampling : 1 Min Area: 0.3 % of largest Peak
Start Thrs: 0.02 Max Peaks: 100
Stop Thrs : 0.02 Peak Location: TOP

If leading or trailing edge < 50 prefer < Baseline drop else tangent >
Peak separation: 5

Signal : TIC

peak #	R.T. min	first scan	max scan	last scan	PK TY	peak height	corr. area	corr. % max.	% of total
1	5.492	161	168	182	rBV	59491	526932	16.81%	3.029%
2	5.740	182	184	187	rVV	8989	33189	1.06%	0.191%
3	6.186	208	213	221	rBV2	17486	92604	2.95%	0.532%
4	8.983	388	394	411	rBV	462112	3133945	100.00%	18.018%
5	9.432	417	423	435	rBV	180250	1092111	34.85%	6.279%
6	10.081	458	465	486	rBV	442234	2590953	82.67%	14.896%
7	12.276	600	607	625	rBV	539050	3028261	96.63%	17.410%
8	14.436	740	747	763	rBV	513283	2715605	86.65%	15.613%
9	14.837	768	773	777	rBB2	9052	42155	1.35%	0.242%
10	16.239	858	864	884	rBB	530565	2899773	92.53%	16.671%
11	18.401	1001	1004	1010	rVB	21864	90700	2.89%	0.521%
12	18.788	1024	1029	1033	rBV	20483	105531	3.37%	0.607%
13	18.895	1033	1036	1043	rVV	41866	160482	5.12%	0.923%
14	19.066	1043	1047	1055	rVV2	16212	85653	2.73%	0.492%
15	19.314	1058	1063	1067	rBV	11609	40093	1.28%	0.231%
16	19.500	1072	1075	1082	rVB	82128	360473	11.50%	2.072%
17	20.104	1109	1114	1120	rVV3	51170	253968	8.10%	1.460%
18	20.628	1144	1148	1157	rVV2	14267	81664	2.61%	0.470%
19	21.693	1209	1217	1218	rBV	14317	59577	1.90%	0.343%

Sum of corrected areas: 17393669

I7463.D ISO1014.M Thu Oct 16 09:52:59 2003 MSD_I

LSC Report - Integrated Chromatogram

File : C:\HPCHEM\1\DATA\10-15-03\I7463.D
Operator : DPEI
Acquired : 15 Oct 2003 17:35 using AcqMethod VOAI
Instrument : 5970 - In
Sample Name: AISB-AD/15.5-16,09114-016,S,5g
Misc Info : WHITMAN/DEXTER_CHE,10/09/03,10/11/03
Vial Number: 15
Quant File :ISO1014.RES (RTE Integrator)

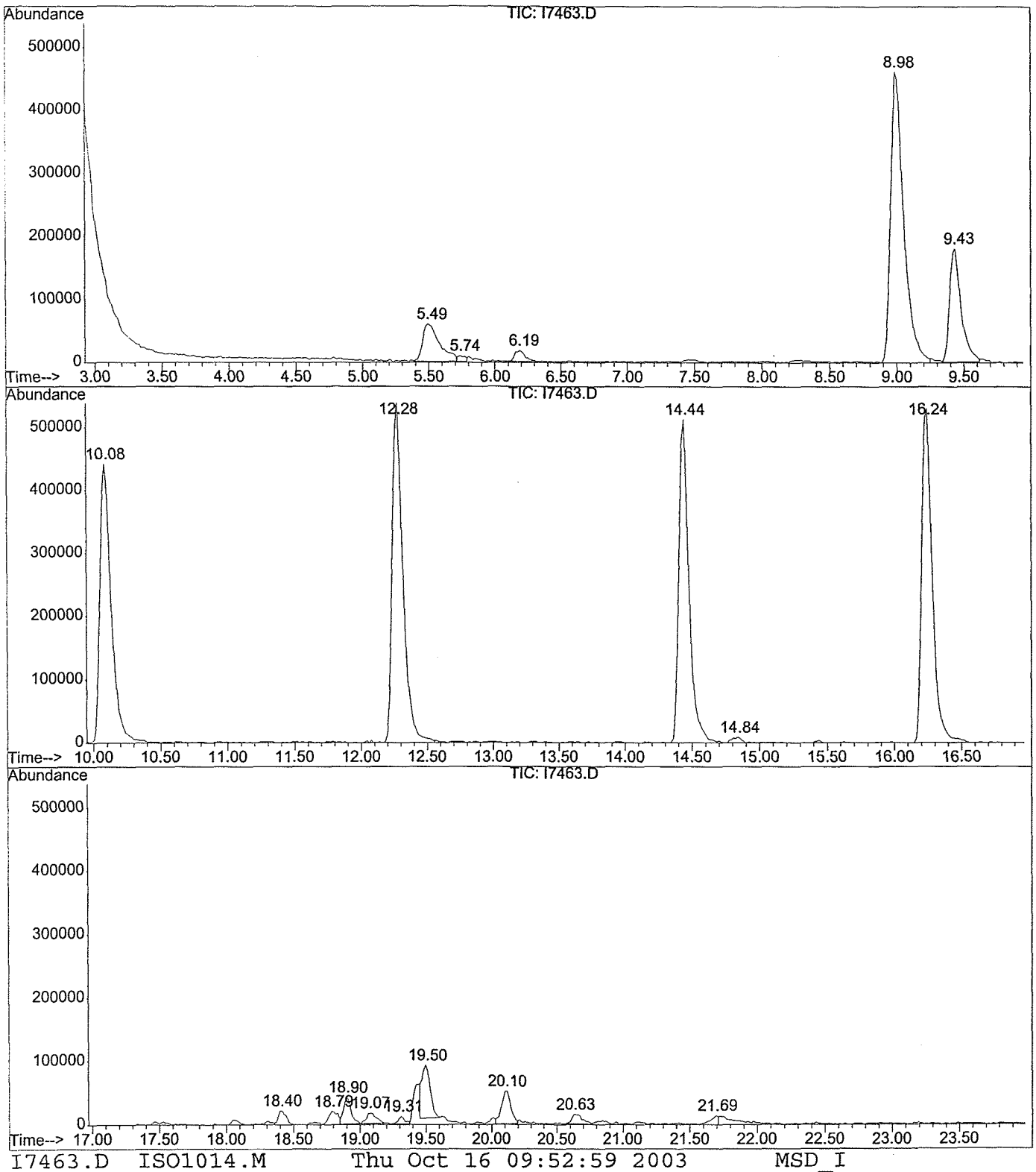

I7463.D ISO1014.M Thu Oct 16 09:52:59 2003 MSD_I

Library Search Compound Report

Data File : C:\HPCHEM\1\DATA\10-15-03\I7463.D Vial: 15
Acq On : 15 Oct 2003 17:35 Operator: DPEI
Sample : AISB-AD/15.5-16,09114-016,S,5g Inst : 5970 - In
Misc : WHITMAN/DEXTER_CHE,10/09/03,10/11/03 Multiplr: 1.00
MS Integration Params: LSCINT.P

Quant Method : C:\HPCHEM\1\METHODS\ISO1014.M (RTE Integrator)
Title : VOLATILE ORGANICS BY EPA METHOD 8260B
Library : C:\DATABASE\NIST98.L

****

Peak Number 1 Acetone Concentration Rank 1

R.T.	EstConc	Area	Relative to ISTD	R.T.
5.49	8.41 UG	526932	Pentafluorobenzene	9.00

Hit# of 5	Tentative ID	MW	MolForm	CAS#	Qual
1	Acetone	58	C3H6O	000067-64-1	9
2	Acetone	58	C3H6O	000067-64-1	9
3	Acetone	58	C3H6O	000067-64-1	9
4	Acetone	58	C3H6O	000067-64-1	9

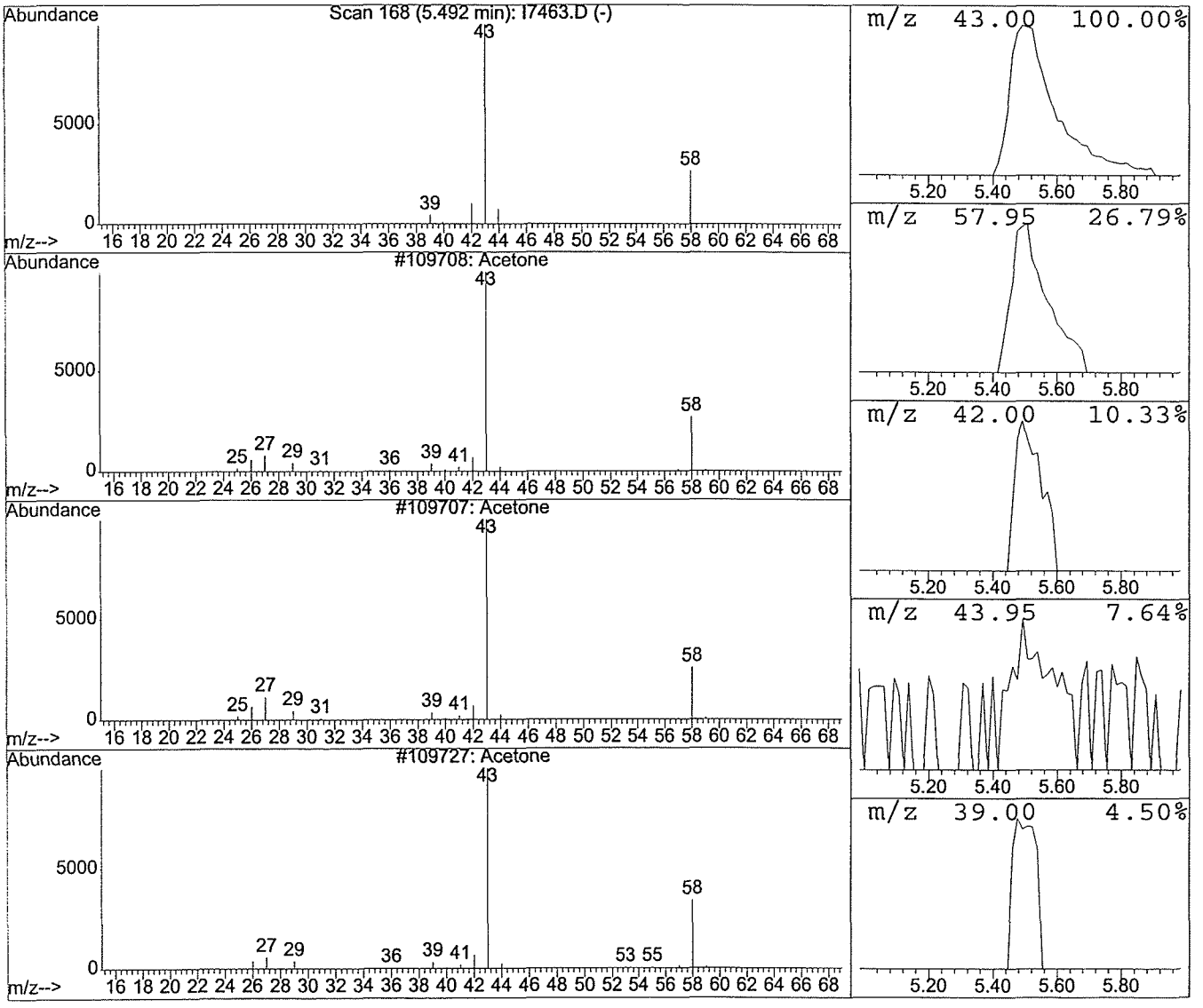

0241

Data File : C:\HPCHEM\1\DATA\10-15-03\I7463.D Vial: 15
Acq On : 15 Oct 2003 17:35 Operator: DPEI
Sample : AISB-AD/15.5-16,09114-016,S,5g Inst : 5970 - In
Misc : WHITMAN/DEXTER_CHE,10/09/03,10/11/03 Multiplr: 1.00
MS Integration Params: LSCINT.P

Quant Method : C:\HPCHEM\1\METHODS\ISO1014.M (RTE Integrator)
Title : VOLATILE ORGANICS BY EPA METHOD 8260B
Library : C:\DATABASE\NIST98.L

****

Peak Number 2 Substituted benzene Concentration Rank 2

R.T.	EstConc	Area	Relative to ISTD	R.T.
19.50	6.64 UG	360473	Chlorobenzene-d5	14.44

Hit# of 5	Tentative ID	MW	MolForm	CAS#	Qual
1	Benzene, 1-methyl-3-(1-methylethyl)	134	C10H14	000535-77-3	80
2	Benzene, tert-butyl-	134	C10H14	000098-06-6	80
3	Benzene, 1-methyl-2-(1-methylethyl)	134	C10H14	000527-84-4	80
4	Benzene, 1-ethyl-2,4-dimethyl-	134	C10H14	000874-41-9	72

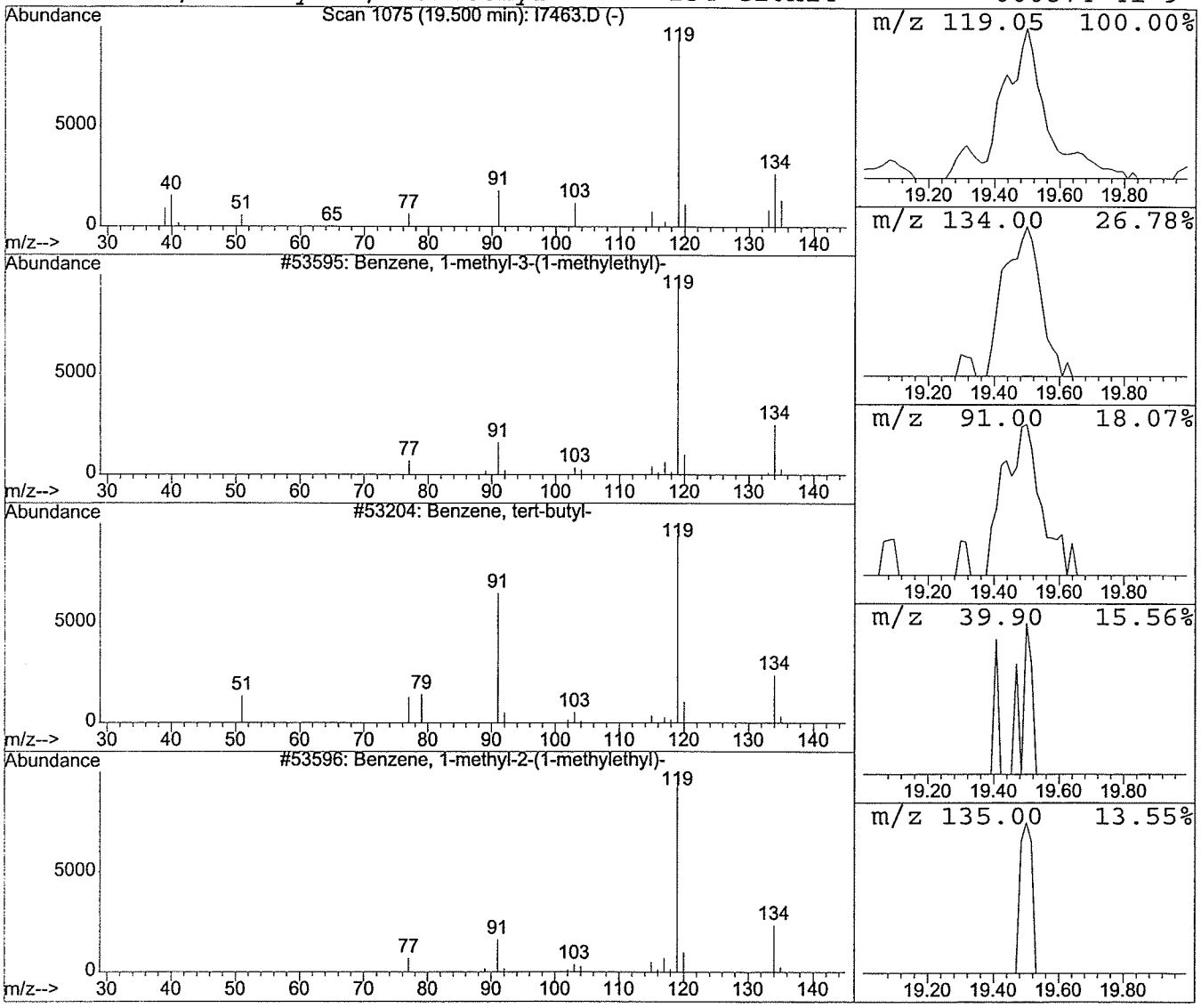

0242

Quantitation Report (QT Reviewed)

Data File : C:\HPCHEM\1\DATA\10-15-03\I7464.D Vial: 16
Acq On : 15 Oct 2003 18:05 Operator: DPEI
Sample : AISB-5D/13-13.5,09114-017,S,5g Inst : 5970 - In
Misc : WHITMAN/DEXTER_CHE,10/09/03,10/11/03 Multiplr: 1.00
MS Integration Params: rteint.p
Quant Time: Oct 16 9:53 2003 Quant Results File: ISO1014.RES

Quant Method : C:\HPCHEM\1\METHODS\ISO1014.M (RTE Integrator)
Title : VOLATILE ORGANICS BY EPA METHOD 8260B
Last Update : Tue Oct 14 14:44:24 2003
Response via : Initial Calibration
DataAcq Meth : VOAI

Internal Standards	R.T.	QIon	Response	Conc	Units	Dev(Min)
1) Pentafluorobenzene	9.10	168	1050745	50.00	UG	0.03
31) 1,4-Difluorobenzene	10.17	114	1066766	50.00	UG	0.03
50) Chlorobenzene-d5	14.45	117	839120	50.00	UG	-0.03
System Monitoring Compounds						
30) 1,2-Dichloroethane-d4	9.53	65	449645	49.82	UG	0.03
Spiked Amount 50.000	Range 36 - 115		Recovery = 99.64%			
41) Toluene-d8	12.32	98	1015897	51.64	UG	0.00
Spiked Amount 50.000	Range 35 - 117		Recovery = 103.28%			
59) Bromofluorobenzene	16.24	95	609696	42.04	UG	-0.01
Spiked Amount 50.000	Range 47 - 115		Recovery = 84.08%			

Target Compounds Qvalue

(#) = qualifier out of range (m) = manual integration

Quantitation Report

Data File : C:\HPCHEM\1\DATA\10-15-03\I7464.D Vial: 16
Acq On : 15 Oct 2003 18:05 Operator: DPEI
Sample : AISB-5D/13-13.5,09114-017,S,5g Inst : 5970 - In
Misc : WHITMAN/DEXTER_CHE,10/09/03,10/11/03 Multiplr: 1.00
MS Integration Params: rteint.p
Quant Time: Oct 16 9:53 2003 Quant Results File: ISO1014.RES

Method : C:\HPCHEM\1\METHODS\ISO1014.M (RTE Integrator)
Title : VOLATILE ORGANICS BY EPA METHOD 8260B
Last Update : Tue Oct 14 14:44:24 2003
Response via : Initial Calibration

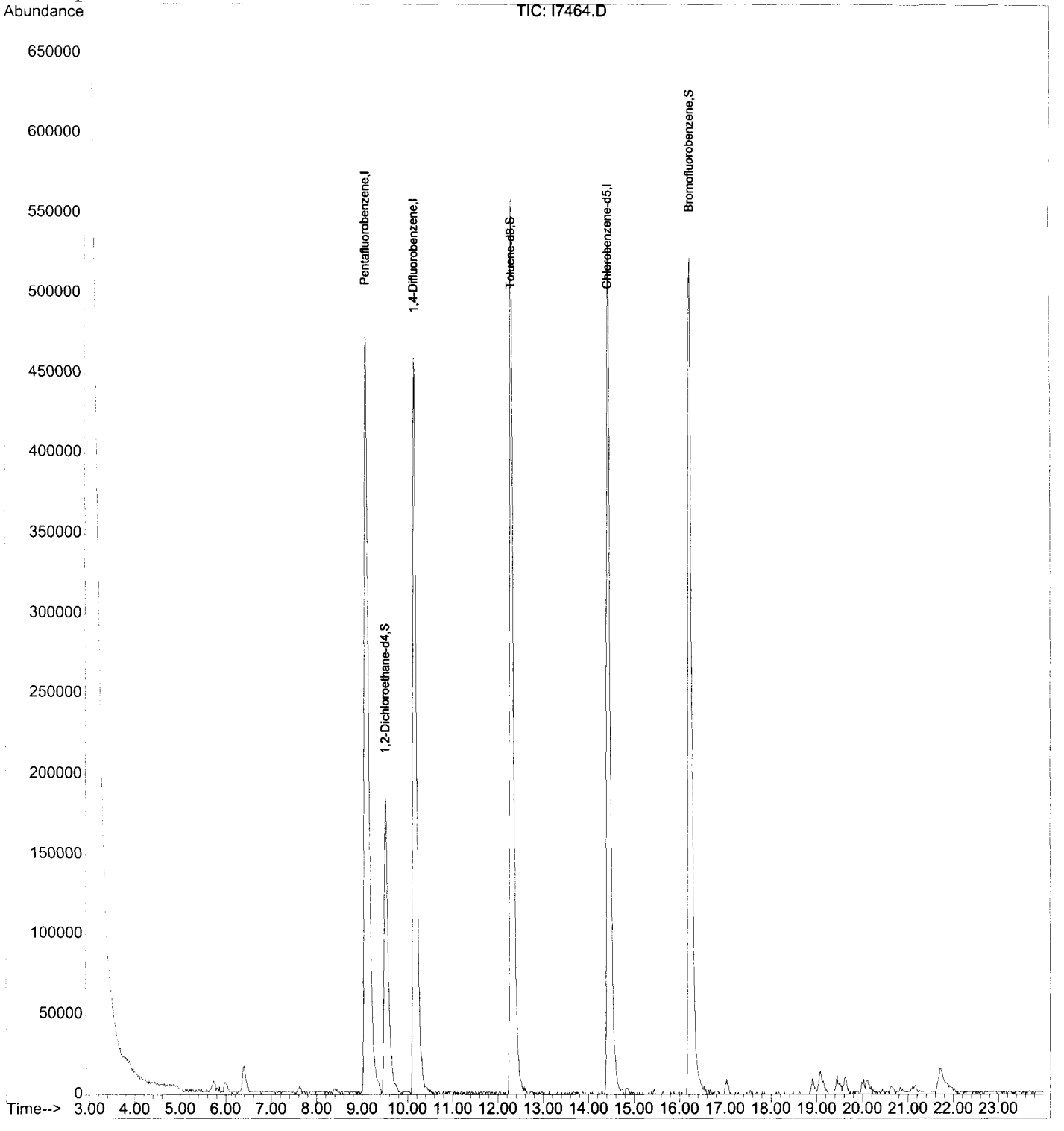

LSC Area Percent Report

Data File : C:\HPCHEM\1\DATA\10-15-03\I7464.D Vial: 16
Acq On : 15 Oct 2003 18:05 Operator: DPEI
Sample : AISB-5D/13-13.5,09114-017,S,5g Inst : 5970 - In
Misc : WHITMAN/DEXTER_CHE,10/09/03,10/11/03 Multiplr: 1.00
MS Integration Params: LSCINT.P

Method : C:\HPCHEM\1\METHODS\ISO1014.M (RTE Integrator)
Title : VOLATILE ORGANICS BY EPA METHOD 8260B
Smoothing : OFF Filtering: 5
Sampling : 1 Min Area: 1 % of largest Peak
Start Thrs: 0.2 Max Peaks: 100
Stop Thrs : 0 Peak Location: TOP

If leading or trailing edge < 100 prefer < Baseline drop else tangent >
Peak separation: 5

Signal : TIC

peak #	R.T. min	first scan	max scan	last scan	PK TY	peak height	corr. area	corr. % max.	% of total
1	5.728	186	193	197	rBV	7489	38037	1.19%	0.234%
2	5.991	208	211	217	rBV	6543	32753	1.02%	0.202%
3	6.400	233	239	244	rBV2	16176	79328	2.47%	0.489%
4	9.102	416	424	446	rVB2	477567	3205250	100.00%	19.742%
5	9.526	446	453	465	rBV	184980	1133542	35.37%	6.982%
6	10.168	490	497	511	rBV	460155	2623027	81.84%	16.156%
7	12.315	638	644	661	rBV	559142	3102126	96.78%	19.107%
8	14.447	782	790	807	rBV	533411	2784988	86.89%	17.153%
9	16.244	906	913	932	rBV	523345	2899497	90.46%	17.859%
10	17.033	963	967	969	rBV3	10009	33860	1.06%	0.209%
11	18.901	1090	1095	1098	rBV	10150	38439	1.20%	0.237%
12	19.077	1101	1107	1110	rBV2	13095	56945	1.78%	0.351%
13	19.442	1127	1132	1133	rBV2	12160	35353	1.10%	0.218%
14	19.617	1141	1144	1148	rVB2	9415	33466	1.04%	0.206%
15	21.720	1280	1288	1295	rBV2	16445	139137	4.34%	0.857%

Sum of corrected areas: 16235748

I7464.D ISO1014.M Thu Oct 16 09:53:36 2003 MSD_I

LSC Report - Integrated Chromatogram

File : C:\HPCHEM\1\DATA\10-15-03\I7464.D
Operator : DPEI
Acquired : 15 Oct 2003 18:05 using AcqMethod VOAI
Instrument : 5970 - In
Sample Name: AISB-5D/13-13.5,09114-017,S,5g
Misc Info : WHITMAN/DEXTER_CHE,10/09/03,10/11/03
Vial Number: 16
Quant File :ISO1014.RES (RTE Integrator)

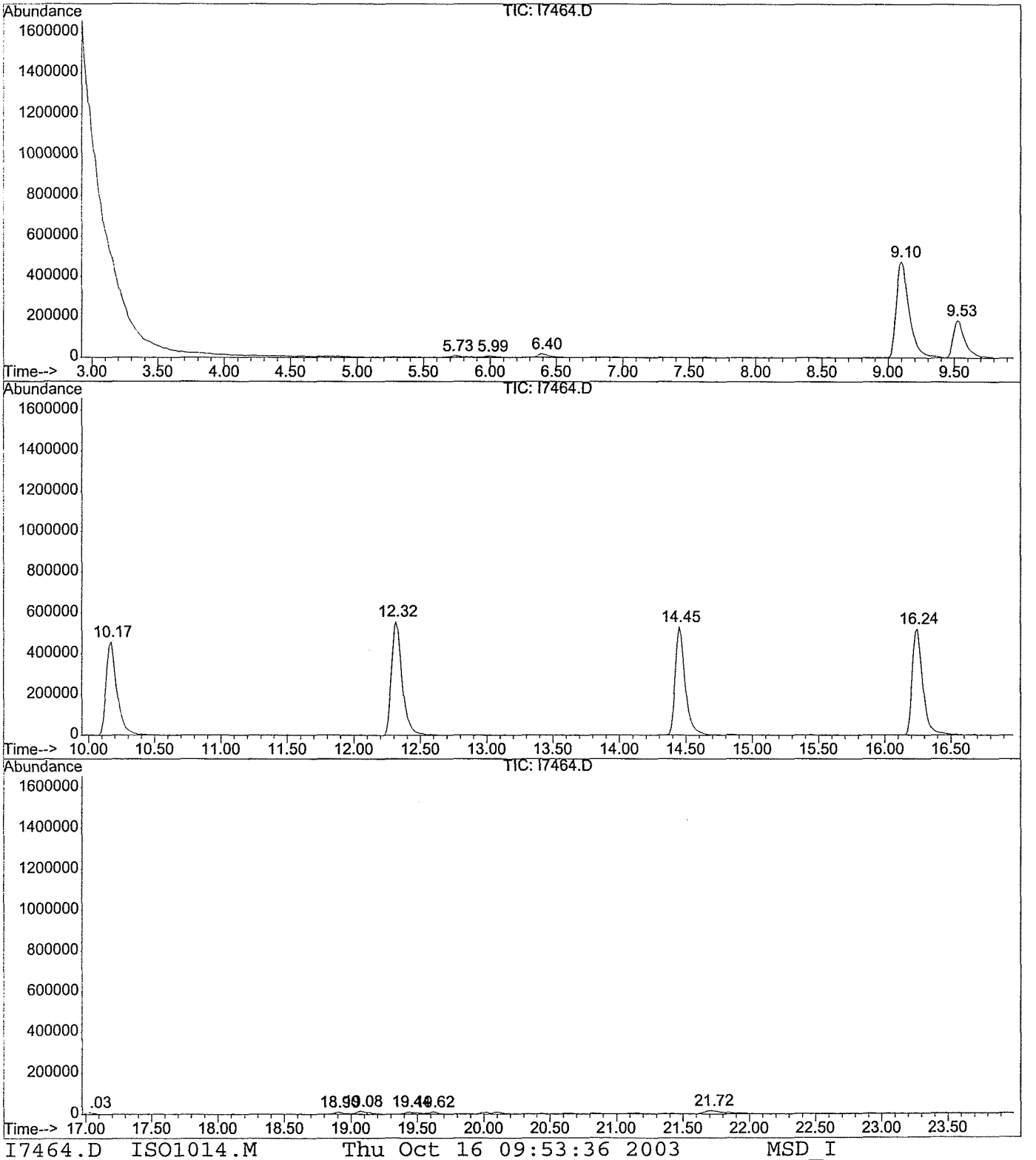

I7464.D ISO1014.M Thu Oct 16 09:53:36 2003 MSD_I

Data File : C:\HPCHEM\1\DATA\10-15-03\I7465.D
Acq On : 15 Oct 2003 18:36
Sample : AISB-5E/14.5-15,09114-018,S,5g
Misc : WHITMAN/DEXTER_CHE,10/09/03,10/11/03
MS Integration Params: rteint.p
Quant Time: Oct 16 9:53 2003

Vial: 17
Operator: DPEI
Inst : 5970 - In
Multiplr: 1.00
Quant Results File: ISO1014.RES

Quant Method : C:\HPCHEM\1\METHODS\ISO1014.M (RTE Integrator)
Title : VOLATILE ORGANICS BY EPA METHOD 8260B
Last Update : Tue Oct 14 14:44:24 2003
Response via : Initial Calibration
DataAcq Meth : VOAI

Internal Standards	R.T.	QIon	Response	Conc	Units	Dev(Min)
1) Pentafluorobenzene	9.09	168	1055410	50.00	UG	0.02
31) 1,4-Difluorobenzene	10.15	114	1087011	50.00	UG	0.01
50) Chlorobenzene-d5	14.45	117	846424	50.00	UG	-0.03
System Monitoring Compounds						
30) 1,2-Dichloroethane-d4	9.51	65	446433	49.25	UG	0.02
Spiked Amount 50.000	Range 36 - 115		Recovery = 98.50%			
41) Toluene-d8	12.30	98	1021331	50.95	UG	-0.01
Spiked Amount 50.000	Range 35 - 117		Recovery = 101.90%			
59) Bromofluorobenzene	16.23	95	623260	42.61	UG	-0.02
Spiked Amount 50.000	Range 47 - 115		Recovery = 85.22%			

Target Compounds Qvalue

(#) = qualifier out of range (m) = manual integration

Quantitation Report

Data File : C:\HPCHEM\1\DATA\10-15-03\I7465.D Vial: 17
Acq On : 15 Oct 2003 18:36 Operator: DPEI
Sample : AISB-5E/14.5-15,09114-018,S,5g Inst : 5970 - In
Misc : WHITMAN/DEXTER_CHE,10/09/03,10/11/03 Multiplr: 1.00
MS Integration Params: rteint.p
Quant Time: Oct 16 9:53 2003 Quant Results File: ISO1014.RES

Method : C:\HPCHEM\1\METHODS\ISO1014.M (RTE Integrator)
Title : VOLATILE ORGANICS BY EPA METHOD 8260B
Last Update : Tue Oct 14 14:44:24 2003
Response via : Initial Calibration

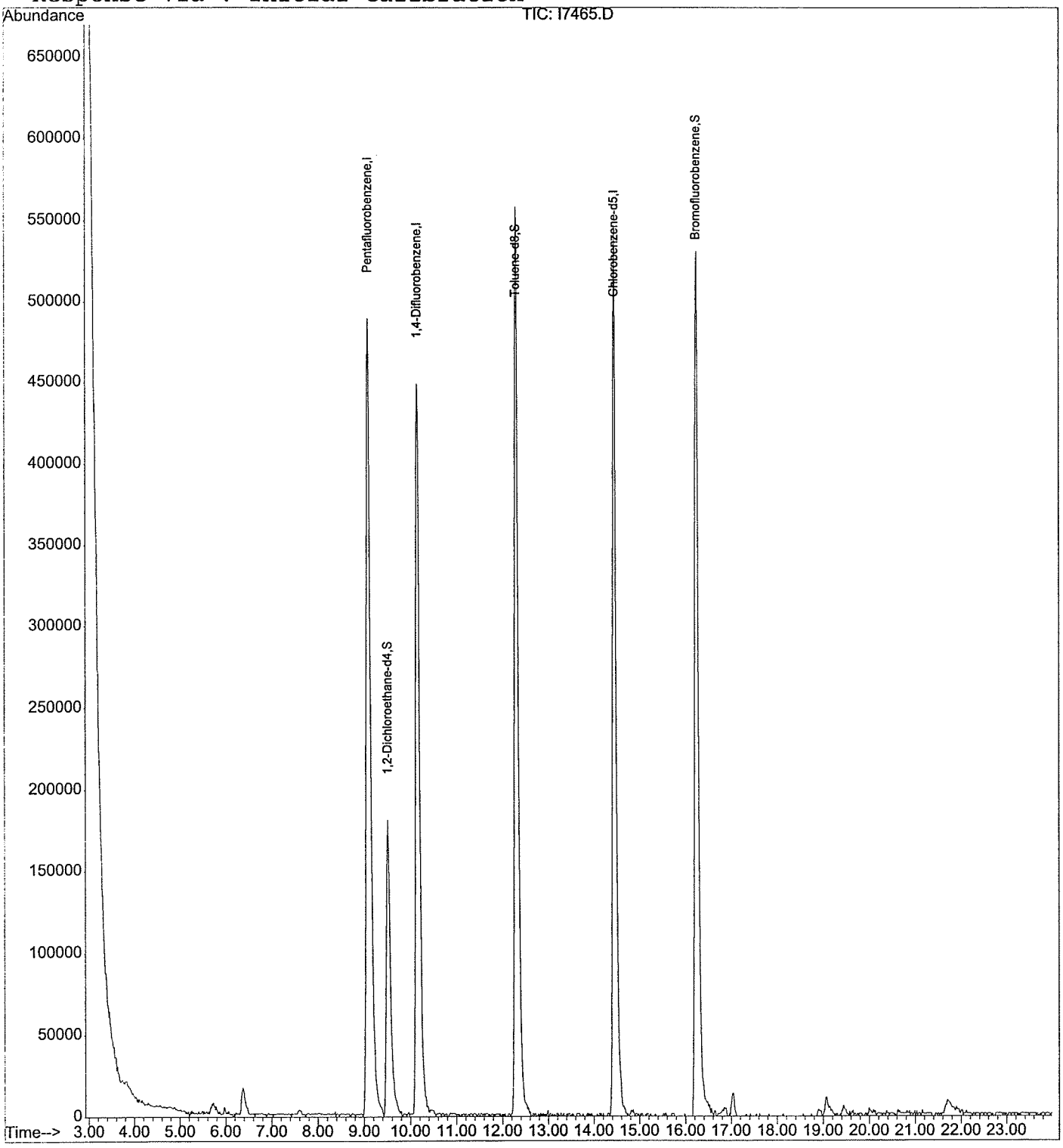

LSC Area Percent Report

Data File : C:\HPCHEM\1\DATA\10-15-03\I7465.D Vial: 17
Acq On : 15 Oct 2003 18:36 Operator: DPEI
Sample : AISB-5E/14.5-15,09114-018,S,5g Inst : 5970 - In
Misc : WHITMAN/DEXTER_CHE,10/09/03,10/11/03 Multiplr: 1.00
MS Integration Params: LSCINT.P

Method : C:\HPCHEM\1\METHODS\ISO1014.M (RTE Integrator)
Title : VOLATILE ORGANICS BY EPA METHOD 8260B
Smoothing : OFF Filtering: 5
Sampling : 1 Min Area: 1 % of largest Peak
Start Thrs: 0.2 Max Peaks: 100
Stop Thrs : 0 Peak Location: TOP

If leading or trailing edge < 100 prefer < Baseline drop else tangent >
Peak separation: 5

Signal : TIC

peak #	R.T. min	first scan	max scan	last scan	PK TY	peak height	corr. area	corr. % max.	% of total
1	5.728	187	193	196	rBV	7189	36152	1.13%	0.224%
2	6.371	232	237	246	rBV3	16445	92651	2.89%	0.573%
3	9.087	415	423	446	rBB	489960	3211215	100.00%	19.877%
4	9.511	446	452	470	rBV2	181741	1145016	35.66%	7.087%
5	10.154	490	496	510	rBV2	447660	2621236	81.63%	16.225%
6	12.301	637	643	663	rVB2	557374	3086463	96.12%	19.105%
7	14.448	783	790	809	rBB	545779	2818975	87.79%	17.449%
8	16.244	907	913	931	rBV	531303	2963078	92.27%	18.341%
9	17.047	963	968	973	rBB2	14282	64607	2.01%	0.400%
10	19.062	1101	1106	1110	rBV	11868	53604	1.67%	0.332%
11	21.706	1281	1287	1294	rBV	8342	62452	1.94%	0.387%

Sum of corrected areas: 16155449

I7465.D ISO1014.M Thu Oct 16 09:54:08 2003 MSD_I

LSC Report - Integrated Chromatogram

File : C:\HPCHEM\1\DATA\10-15-03\I7465.D
Operator : DPEI
Acquired : 15 Oct 2003 18:36 using AcqMethod VOAI
Instrument : 5970 - In
Sample Name: AISB-5E/14.5-15,09114-018,S,5g
Misc Info : WHITMAN/DEXTER_CHE,10/09/03,10/11/03
Vial Number: 17
Quant File :ISO1014.RES (RTE Integrator)

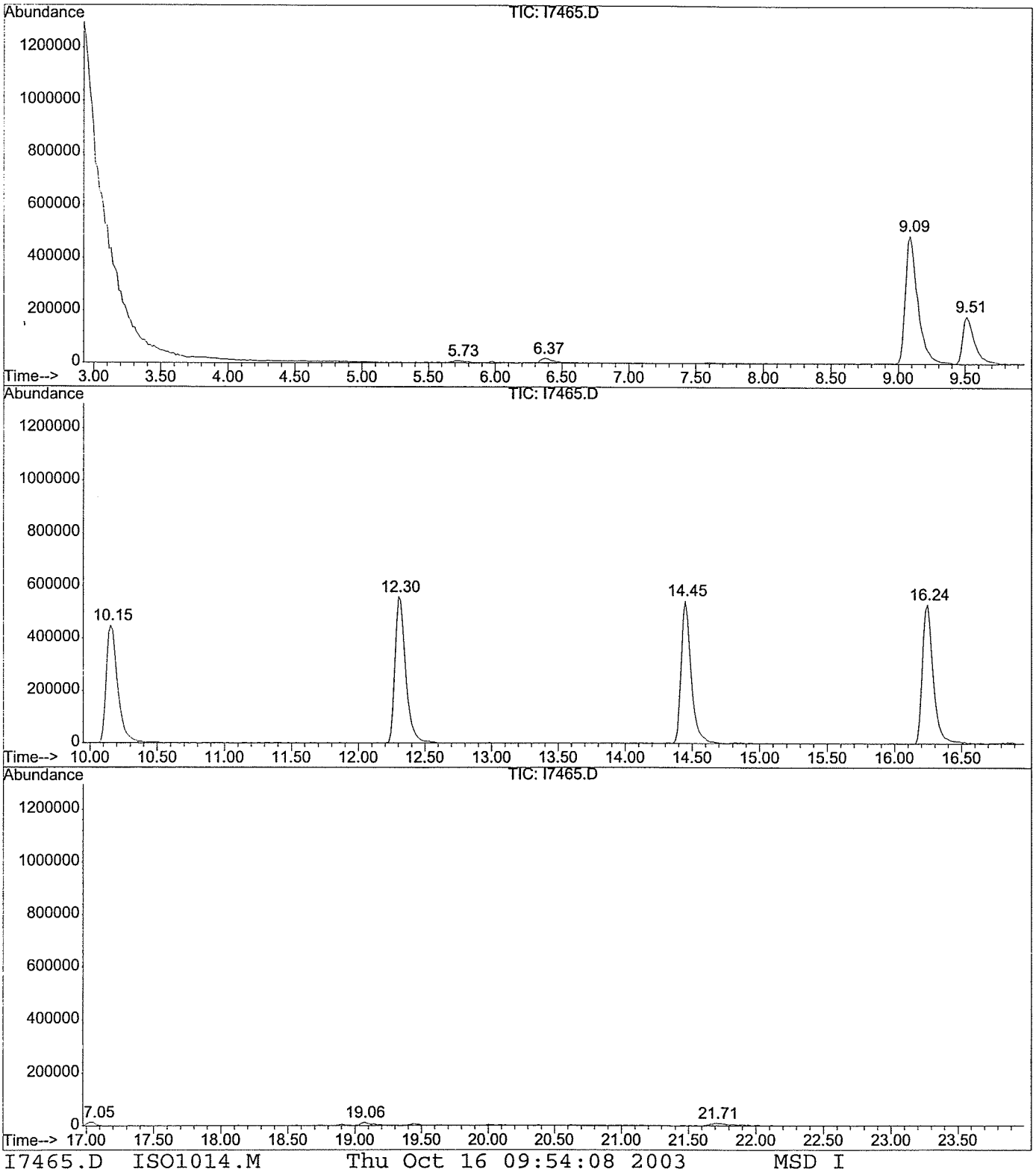

I7465.D ISO1014.M Thu Oct 16 09:54:08 2003 MSD_I

Quantitation Report (QT Reviewed)

Data File : C:\HPCHEM\1\DATA\10-14-03\I7429.D Vial: 29
Acq On : 15 Oct 2003 00:34 Operator: DPEI
Sample : BLK,METHOD-BLK,S,5g,0 Inst : 5970 - In
Misc : NA,NA,NA Multiplr: 1.00
MS Integration Params: rteint.p
Quant Time: Oct 15 9:44 2003 Quant Results File: ISO1014.RES

Quant Method : C:\HPCHEM\1\METHODS\ISO1014.M (RTE Integrator)
Title : VOLATILE ORGANICS BY EPA METHOD 8260B
Last Update : Tue Oct 14 14:44:24 2003
Response via : Initial Calibration
DataAcq Meth : VOAI

Internal Standards	R.T.	QIon	Response	Conc	Units	Dev(Min)
1) Pentafluorobenzene	9.09	168	1197273	50.00	UG	0.02
31) 1,4-Difluorobenzene	10.18	114	1273433	50.00	UG	0.04
50) Chlorobenzene-d5	14.51	117	1042198	50.00	UG	0.03
System Monitoring Compounds						
30) 1,2-Dichloroethane-d4	9.53	65	522324	50.79	UG	0.03
Spiked Amount 50.000	Range 36 - 115		Recovery = 101.58%			
41) Toluene-d8	12.34	98	1123320	47.84	UG	0.03
Spiked Amount 50.000	Range 35 - 117		Recovery = 95.68%			
59) Bromofluorobenzene	16.30	95	805687	44.73	UG	0.05
Spiked Amount 50.000	Range 47 - 115		Recovery = 89.46%			

Target Compounds Qvalue

(#) = qualifier out of range (m) = manual integration

Quantitation Report

Data File : C:\HPCHEM\1\DATA\10-14-03\I7429.D Vial: 29
Acq On : 15 Oct 2003 00:34 Operator: DPEI
Sample : BLK,METHOD-BLK,S,5g,0 Inst : 5970 - In
Misc : NA,NA,NA Multiplr: 1.00
MS Integration Params: rteint.p
Quant Time: Oct 15 9:44 2003 Quant Results File: ISO1014.RES

Method : C:\HPCHEM\1\METHODS\ISO1014.M (RTE Integrator)
Title : VOLATILE ORGANICS BY EPA METHOD 8260B
Last Update : Tue Oct 14 14:44:24 2003
Response via : Initial Calibration

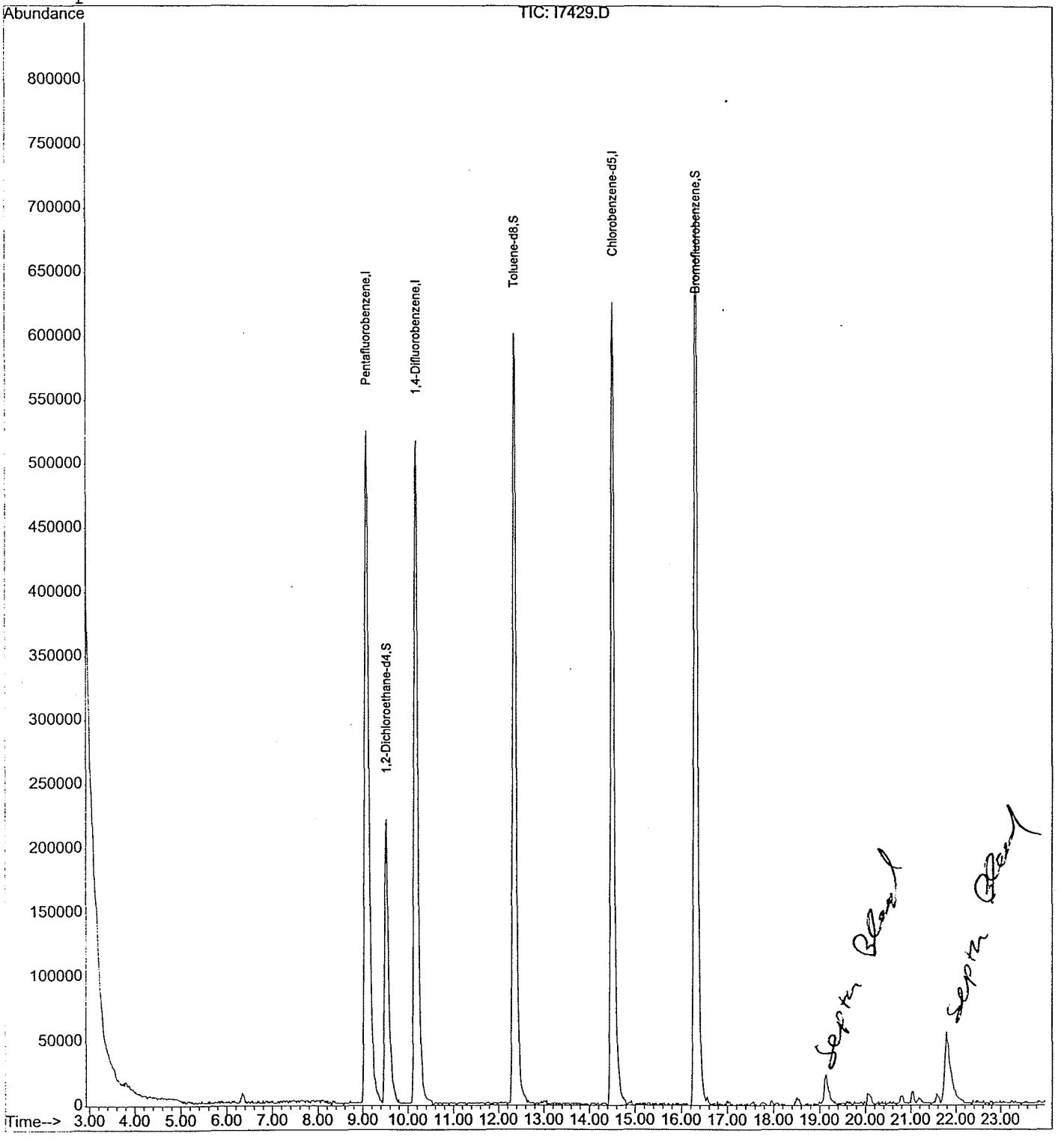

0252

LSC Area Percent Report

Data File : C:\HPCHEM\1\DATA\10-14-03\I7429.D Vial: 29
Acq On : 15 Oct 2003 00:34 Operator: DPEI
Sample : BLK,METHOD-BLK,S,5g,0 Inst : 5970 - In
Misc : NA,NA,NA Multiplr: 1.00
MS Integration Params: LSCINT.P

Method : C:\HPCHEM\1\METHODS\ISO1014.M (RTE Integrator)
Title : VOLATILE ORGANICS BY EPA METHOD 8260B
Smoothing : OFF Filtering: 9
Sampling : 1 Min Area: 0.3 % of largest Peak
Start Thrs: 0.02 Max Peaks: 100
Stop Thrs : 0.02 Peak Location: TOP

If leading or trailing edge < 50 prefer < Baseline drop else tangent >
Peak separation: 5

Signal : TIC

peak #	R.T. min	first scan	max scan	last scan	PK TY	peak height	corr. area	corr. % max.	% of total
1	9.087	415	423	444	rBV	524379	3509489	89.14%	18.203%
2	9.526	446	453	470	rBV	221284	1354137	34.39%	7.024%
3	10.183	491	498	516	rBV	517245	3061891	77.77%	15.882%
4	12.345	639	646	666	rBV2	601178	3359820	85.34%	17.427%
5	14.506	787	794	815	rBB	627384	3398970	86.33%	17.630%
6	16.303	911	917	932	rBV	704209	3937026	100.00%	20.421%
7	19.136	1103	1111	1120	rVV	22986	146404	3.72%	0.759%
8	20.041	1172	1173	1182	rBV3	9261	55556	1.41%	0.288%
9	21.793	1284	1293	1304	rBV	55322	455964	11.58%	2.365%

Sum of corrected areas: 19279257

I7429.D ISO1014.M Wed Oct 15 09:45:12 2003 MSD_I

LSC Report - Integrated Chromatogram

File : C:\HPCHEM\1\DATA\10-14-03\I7429.D
Operator : DPEI
Acquired : 15 Oct 2003 00:34 using AcqMethod VOAI
Instrument : 5970 - In
Sample Name: BLK,METHOD-BLK,S,5g,0
Misc Info : NA,NA,NA
Vial Number: 29
Quant File :ISO1014.RES (RTE Integrator)

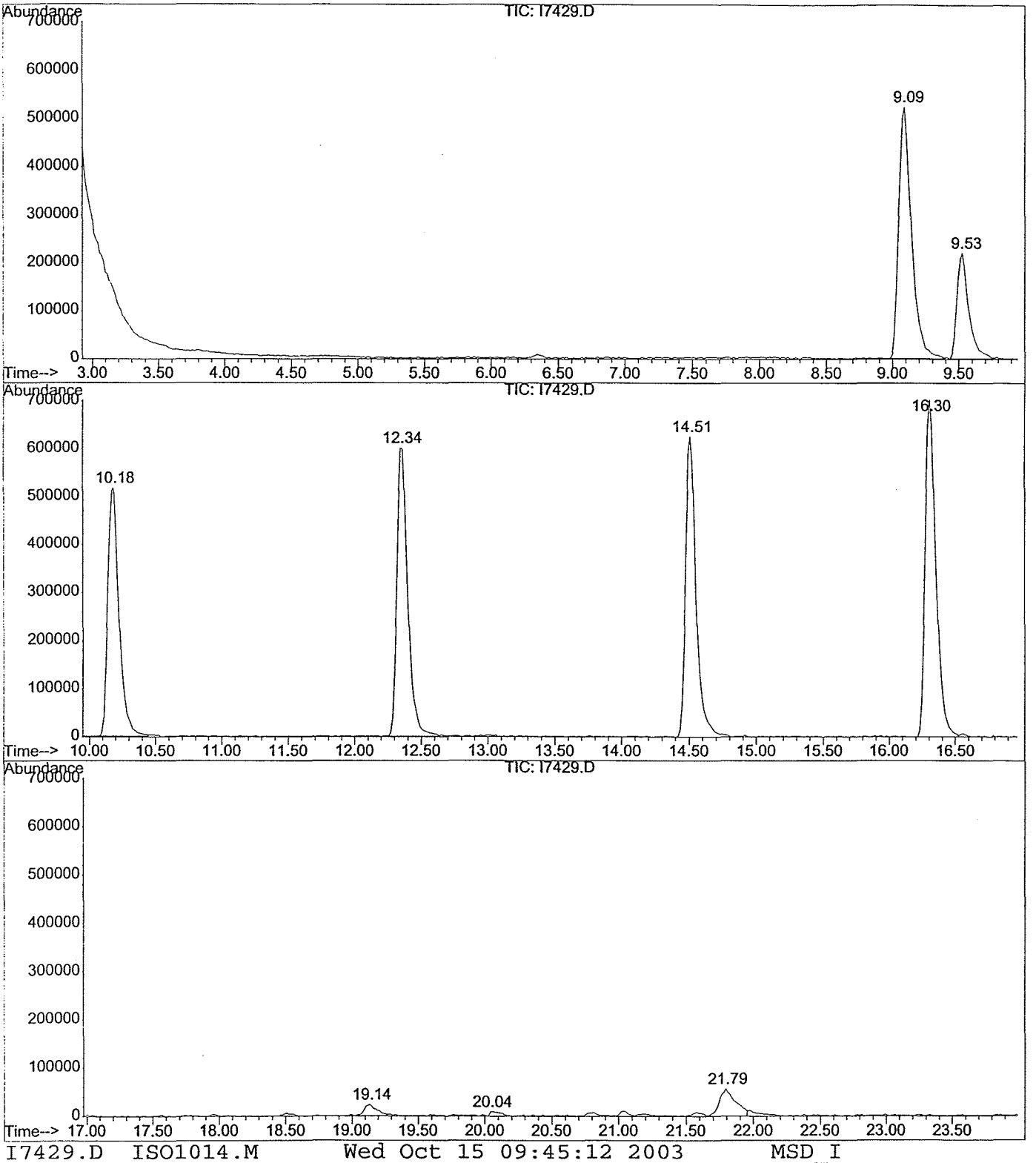

I7429.D ISO1014.M Wed Oct 15 09:45:12 2003 MSD_I

Quantitation Report (QT Reviewed)

Data File : C:\HPCHEM\1\DATA\10-15-03\I7451.D Vial: 3
Acq On : 15 Oct 2003 11:30 Operator: DPEI
Sample : BLK,METHOD-BLK,S,5g,0 Inst : 5970 - In
Misc : NA,NA,NA Multiplr: 1.00
MS Integration Params: rteint.p
Quant Time: Oct 15 14:53 2003 Quant Results File: ISO1014.RES

Quant Method : C:\HPCHEM\1\METHODS\ISO1014.M (RTE Integrator)
Title : VOLATILE ORGANICS BY EPA METHOD 8260B
Last Update : Tue Oct 14 14:44:24 2003
Response via : Initial Calibration
DataAcq Meth : VOAI

Internal Standards	R.T.	QIon	Response	Conc	Units	Dev(Min)
1) Pentafluorobenzene	9.08	168	1196940	50.00	UG	0.00
31) 1,4-Difluorobenzene	10.14	114	1226487	50.00	UG	0.00
50) Chlorobenzene-d5	14.45	117	913720	50.00	UG	-0.02
System Monitoring Compounds						
30) 1,2-Dichloroethane-d4	9.50	65	445700	43.35	UG	0.00
Spiked Amount 50.000	Range 36 - 115		Recovery = 86.70%			
41) Toluene-d8	12.30	98	1131172	50.01	UG	-0.01
Spiked Amount 50.000	Range 35 - 117		Recovery = 100.02%			
59) Bromofluorobenzene	16.24	95	675602	42.79	UG	-0.02
Spiked Amount 50.000	Range 47 - 115		Recovery = 85.58%			

Target Compounds Qvalue

(#) = qualifier out of range (m) = manual integration

Quantitation Report

Data File : C:\HPCHEM\1\DATA\10-15-03\I7451.D Vial: 3
Acq On : 15 Oct 2003 11:30 Operator: DPEI
Sample : BLK,METHOD-BLK,S,5g,0 Inst : 5970 - In
Misc : NA,NA,NA Multiplr: 1.00
MS Integration Params: rteint.p
Quant Time: Oct 15 14:53 2003 Quant Results File: ISO1014.RES

Method : C:\HPCHEM\1\METHODS\ISO1014.M (RTE Integrator)
Title : VOLATILE ORGANICS BY EPA METHOD 8260B
Last Update : Tue Oct 14 14:44:24 2003
Response via : Initial Calibration

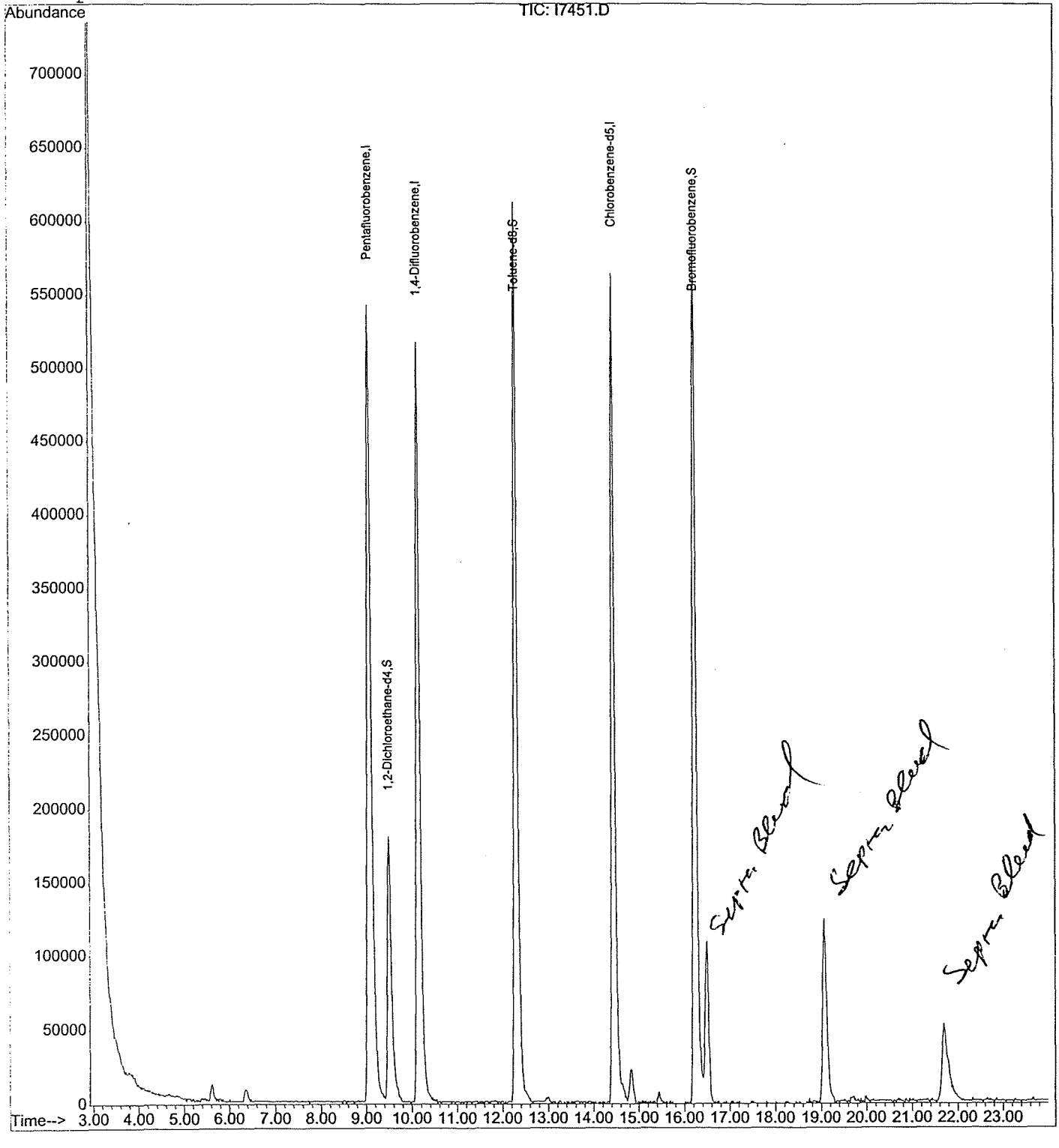

LSC Area Percent Report

Data File : C:\HPCHEM\1\DATA\10-15-03\I7451.D Vial: 3
Acq On : 15 Oct 2003 11:30 Operator: DPEI
Sample : BLK,METHOD-BLK,S,5g,0 Inst : 5970 - In
Misc : NA,NA,NA Multiplr: 1.00
MS Integration Params: LSCINT.P

Method : C:\HPCHEM\1\METHODS\ISO1014.M (RTE Integrator)
Title : VOLATILE ORGANICS BY EPA METHOD 8260B
Smoothing : OFF Filtering: 9
Sampling : 1 Min Area: 0.3 % of largest Peak
Start Thrs: 0.02 Max Peaks: 100
Stop Thrs : 0.02 Peak Location: TOP

If leading or trailing edge < 50 prefer < Baseline drop else tangent >
Peak separation: 5

Signal : TIC

peak #	R.T. min	first scan	max scan	last scan	PK TY	peak height	corr. area	corr. % max.	% of total
1	5.624	176	181	187	rVB3	11728	56683	1.58%	0.294%
2	6.365	225	229	235	rBV3	8389	44701	1.25%	0.232%
3	9.078	400	408	426	rBV	541747	3582343	100.00%	18.610%
4	9.502	432	437	457	rVB	180286	1133274	31.63%	5.887%
5	10.145	474	481	501	rVV	517230	2994031	83.58%	15.554%
6	12.302	616	623	636	rBV	611845	3307907	92.34%	17.184%
7	14.449	757	763	774	rBV	564869	2944351	82.19%	15.296%
8	14.834	783	788	795	rVB	23340	130481	3.64%	0.678%
9	16.237	875	881	893	rBV	588602	3137806	87.59%	16.301%
10	16.500	893	899	910	rVB3	109826	624073	17.42%	3.242%
11	19.070	1068	1075	1091	rBB	125233	830016	23.17%	4.312%
12	21.699	1245	1255	1267	rBV	52526	463883	12.95%	2.410%

Sum of corrected areas: 19249549

I7451.D ISO1014.M Wed Oct 15 14:54:21 2003 MSD_I

LSC Report - Integrated Chromatogram

File : C:\HPCHEM\1\DATA\10-15-03\I7451.D
Operator : DPEI
Acquired : 15 Oct 2003 11:30 using AcqMethod VOAI
Instrument : 5970 - In
Sample Name: BLK,METHOD-BLK,S,5g,0
Misc Info : NA,NA,NA
Vial Number: 3
Quant File :ISO1014.RES (RTE Integrator)

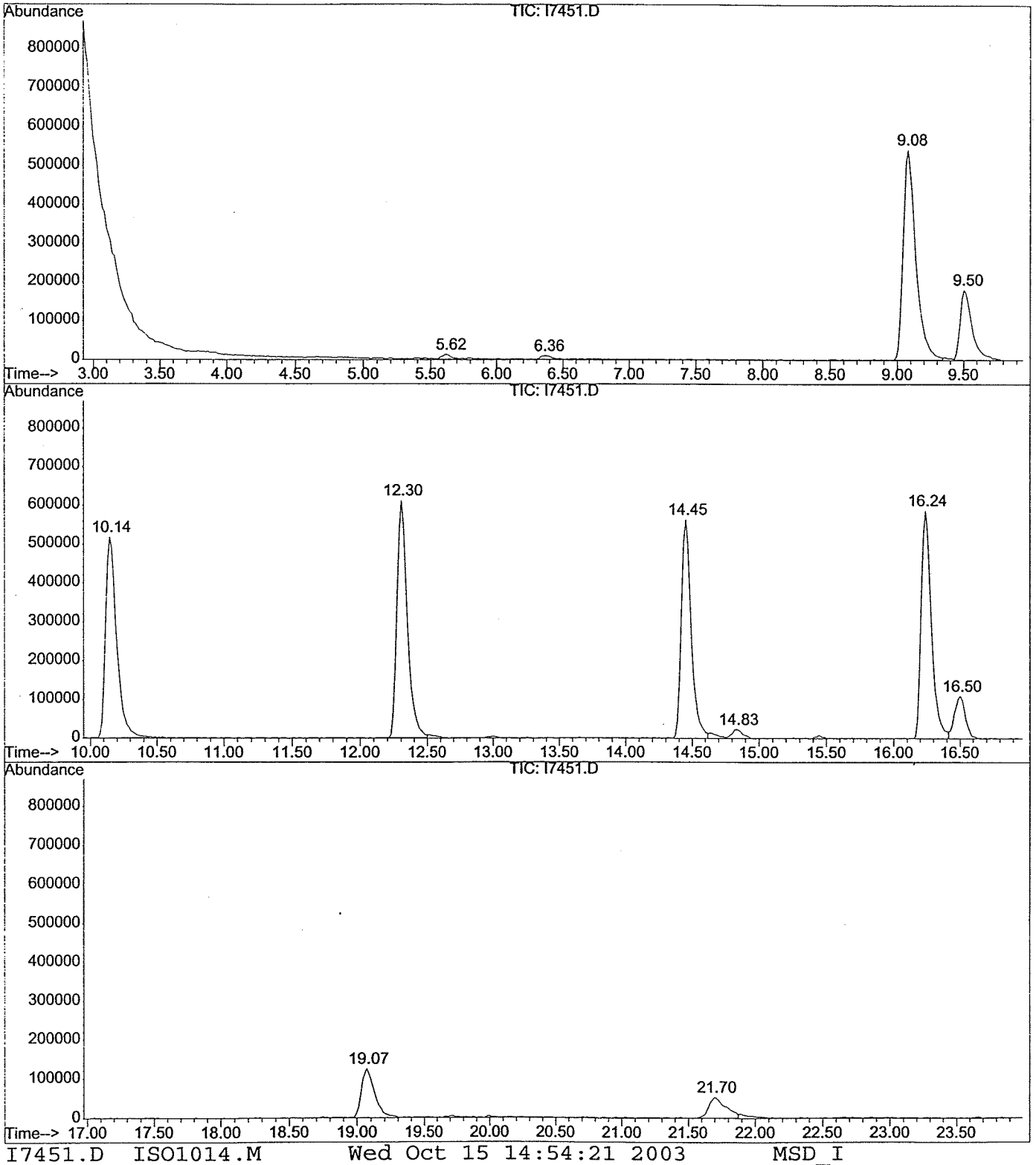

I7451.D ISO1014.M Wed Oct 15 14:54:21 2003 MSD_I

Quantitation Report (QT Reviewed)

Data File : C:\HPCHEM\1\DATA\10-17-03\F6912.D Vial: 3
Acq On : 17 Oct 2003 11:18 Operator: RB
Sample : BLK,METHOD_BLK,S,0.1g,0 Inst : 5970 - In
Misc : N/A Multiplr: 1.00
MS Integration Params: rteint.p
Quant Time: Oct 17 12:05 2003 Quant Results File: FME0929.RES

Quant Method : C:\HPCHEM\1\METHODS\FME0929.M (RTE Integrator)
Title : VOLATILE ORGANICS BY EPA METHOD 8260B
Last Update : Mon Sep 29 17:26:30 2003
Response via : Initial Calibration
DataAcq Meth : VOAF

Internal Standards	R.T.	QIon	Response	Conc	Units	Dev(Min)
1) Pentafluorobenzene	8.92	168	1594831	50.00	UG	-0.11
31) 1,4-Difluorobenzene	10.11	114	1938971	50.00	UG	-0.11
50) Chlorobenzene-d5	15.04	117	1825570	50.00	UG	-0.10
System Monitoring Compounds						
30) 1,2-Dichloroethane-d4	9.39	65	570751	45.80	UG	-0.09
Spiked Amount 50.000	Range 27 - 176		Recovery = 91.60%			
41) Toluene-d8	12.57	98	1773640	50.19	UG	-0.09
Spiked Amount 50.000	Range 20 - 158		Recovery = 100.38%			
59) Bromofluorobenzene	17.12	95	1384735	48.18	UG	-0.10
Spiked Amount 50.000	Range 28 - 148		Recovery = 96.36%			

Target Compounds Qvalue

(#) = qualifier out of range (m) = manual integration

Quantitation Report

Data File : C:\HPCHEM\1\DATA\10-17-03\F6912.D Vial: 3
Acq On : 17 Oct 2003 11:18 Operator: RB
Sample : BLK,METHOD_BLK,S,0.1g,0 Inst : 5970 - In
Misc : N/A Multiplr: 1.00
MS Integration Params: rteint.p
Quant Time: Oct 17 12:05 2003 Quant Results File: FME0929.RES

Method : C:\HPCHEM\1\METHODS\FME0929.M (RTE Integrator)
Title : VOLATILE ORGANICS BY EPA METHOD 8260B
Last Update : Mon Sep 29 17:26:30 2003
Response via : Initial Calibration



0260

LSC Area Percent Report

Data File : C:\HPCHEM\1\DATA\10-17-03\F6912.D Vial: 3
Acq On : 17 Oct 2003 11:18 Operator: RB
Sample : BLK,METHOD_BLK,S,0.1g,0 Inst : 5970 - In
Misc : N/A Multiplr: 1.00
MS Integration Params: LSCINT.P

Method : C:\HPCHEM\1\METHODS\FME0929.M (RTE Integrator)
Title : VOLATILE ORGANICS BY EPA METHOD 8260B
Smoothing : OFF Filtering: 5
Sampling : 1 Min Area: 1 % of largest Peak
Start Thrs: 0.2 Max Peaks: 100
Stop Thrs : 0 Peak Location: TOP

If leading or trailing edge < 100 prefer < Baseline drop else tangent >
Peak separation: 5

Signal : TIC

peak #	R.T. min	first scan	max scan	last scan	PK TY	peak height	corr. area	corr. % max.	% of total
1	8.924	415	423	448	rBV	673322	4353486	74.31%	16.709%
2	9.394	448	455	476	rVB	250072	1551017	26.47%	5.953%
3	10.114	497	504	538	rBV	722829	4209189	71.84%	16.155%
4	12.567	664	671	695	rBV	867470	4662062	79.57%	17.893%
5	15.035	833	839	864	rBV	1025964	5341545	91.17%	20.501%
6	17.121	975	981	1013	rBB	1103142	5858852	100.00%	22.487%
7	24.346	1465	1473	1482	rBB	11390	78368	1.34%	0.301%

Sum of corrected areas: 26054519

F6912.D FME0929.M Fri Oct 17 12:06:17 2003 MSD_F

LSC Report - Integrated Chromatogram

File : C:\HPCHEM\1\DATA\10-17-03\F6912.D
Operator : RB
Acquired : 17 Oct 2003 11:18 using AcqMethod VOAF
Instrument : 5970 - In
Sample Name: BLK,METHOD_BLK,S,0.1g,0
Misc Info : N/A
Vial Number: 3
Quant File :FME0929.RES (RTE Integrator)

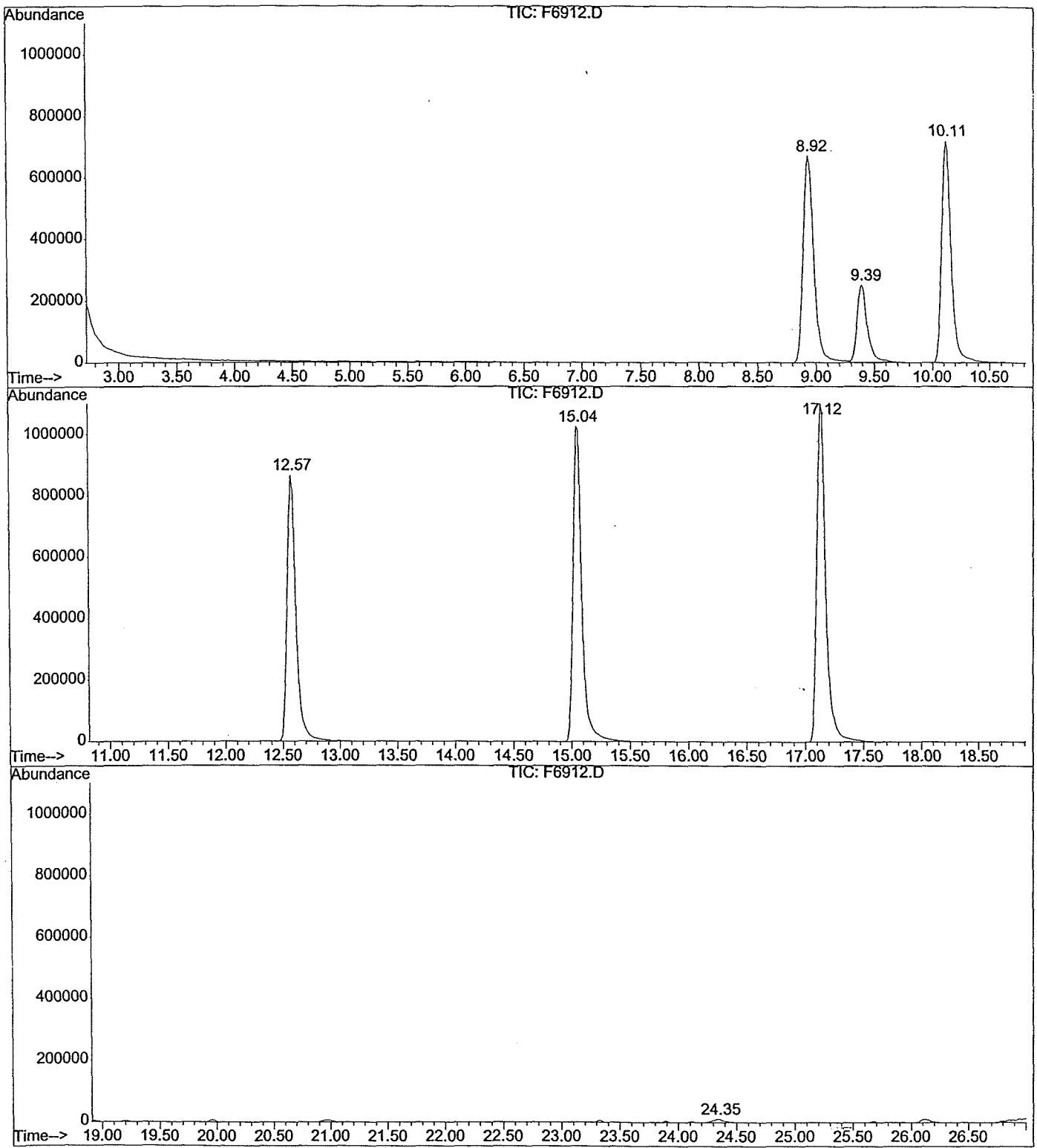

F6912.D FME0929.M Fri Oct 17 12:06:18 2003 MSD_F

0262

Quantitation Report (Not Reviewed)

Data File : C:\HPCHEM\1\DATA\10-16-03\F6889.D Vial: 5
Acq On : 16 Oct 2003 12:04 Operator: RB
Sample : BLK,METHOD_BLK,S,0.1g,0 Inst : 5970 - In
Misc : N/A Multiplr: 1.00
MS Integration Params: rteint.p
Quant Time: Oct 16 13:15 2003 Quant Results File: FME0929.RES

Quant Method : C:\HPCHEM\1\METHODS\FME0929.M (RTE Integrator)
Title : VOLATILE ORGANICS BY EPA METHOD 8260B
Last Update : Mon Sep 29 17:26:30 2003
Response via : Initial Calibration
DataAcq Meth : VOAF

Internal Standards	R.T.	QIon	Response	Conc	Units	Dev(Min)
1) Pentafluorobenzene	8.95	168	1632328	50.00	UG	-0.08
31) 1,4-Difluorobenzene	10.14	114	1987191	50.00	UG	-0.08
50) Chlorobenzene-d5	15.05	117	1887780	50.00	UG	-0.08
System Monitoring Compounds						
30) 1,2-Dichloroethane-d4	9.41	65	578602	45.36	UG	-0.08
Spiked Amount 50.000	Range 27 - 176		Recovery = 90.72%			
41) Toluene-d8	12.58	98	1855270	51.23	UG	-0.08
Spiked Amount 50.000	Range 20 - 158		Recovery = 102.46%			
59) Bromofluorobenzene	17.14	95	1435006	48.29	UG	-0.08
Spiked Amount 50.000	Range 28 - 148		Recovery = 96.58%			

Target Compounds Qvalue

(#) = qualifier out of range (m) = manual integration

Quantitation Report

Data File : C:\HPCHEM\1\DATA\10-16-03\F6889.D Vial: 5
Acq On : 16 Oct 2003 12:04 Operator: RB
Sample : BLK,METHOD_BLK,S,0.1g,0 Inst : 5970 - In
Misc : N/A Multiplr: 1.00
MS Integration Params: rteint.p
Quant Time: Oct 16 13:15 2003 Quant Results File: FME0929.RES

Method : C:\HPCHEM\1\METHODS\FME0929.M (RTE Integrator)
Title : VOLATILE ORGANICS BY EPA METHOD 8260B
Last Update : Mon Sep 29 17:26:30 2003
Response via : Initial Calibration



0264

LSC Area Percent Report

Data File : C:\HPCHEM\1\DATA\10-16-03\F6889.D
Acq On : 16 Oct 2003 12:04
Sample : BLK,METHOD_BLK,S,0.1g,0
Misc : N/A
MS Integration Params: LSCINT.P

Vial: 5
Operator: RB
Inst : 5970 - In
Multiplr: 1.00

Method : C:\HPCHEM\1\METHODS\FME0929.M (RTE Integrator)
Title : VOLATILE ORGANICS BY EPA METHOD 8260B
Smoothing : ON
Sampling : 1
Start Thrs: 0.001
Stop Thrs : 0.001

Filtering: 5
Min Area: 0 Area counts
Max Peaks: 100
Peak Location: TOP

If leading or trailing edge < 100 prefer < Baseline drop else tangent >
Peak separation: 5

Signal : TIC

peak #	R.T. min	first scan	max scan	last scan	PK TY	peak height	corr. area	corr. % max.	% of total
1	8.954	417	425	449	rBV	692162	4466513	74.62%	16.471%
2	9.409	449	456	475	rVB	254270	1590664	26.58%	5.866%
3	10.144	499	506	542	rBB	747812	4336358	72.45%	15.991%
4	12.583	665	672	695	rBV	898036	4849356	81.02%	17.882%
5	15.050	834	840	869	rBV	1091138	5523357	92.28%	20.368%
6	17.136	976	982	1002	rBV	1151772	5985320	100.00%	22.071%
7	19.148	1108	1119	1120	rBV2	14103	82327	1.38%	0.304%
8	24.347	1467	1473	1482	rVB3	13750	111079	1.86%	0.410%
9	26.123	1588	1594	1605	rBV	24410	173038	2.89%	0.638%

Sum of corrected areas: 27118012

F6889.D FME0929.M Thu Oct 16 13:17:07 2003 MSD_F

LSC Report - Integrated Chromatogram

File : C:\HPCHEM\1\DATA\10-16-03\F6889.D
Operator : RB
Acquired : 16 Oct 2003 12:04 using AcqMethod VOAF
Instrument : 5970 - In
Sample Name: BLK,METHOD_BLK,S,0.1g,0
Misc Info : N/A
Vial Number: 5
Quant File :FME0929.RES (RTE Integrator)

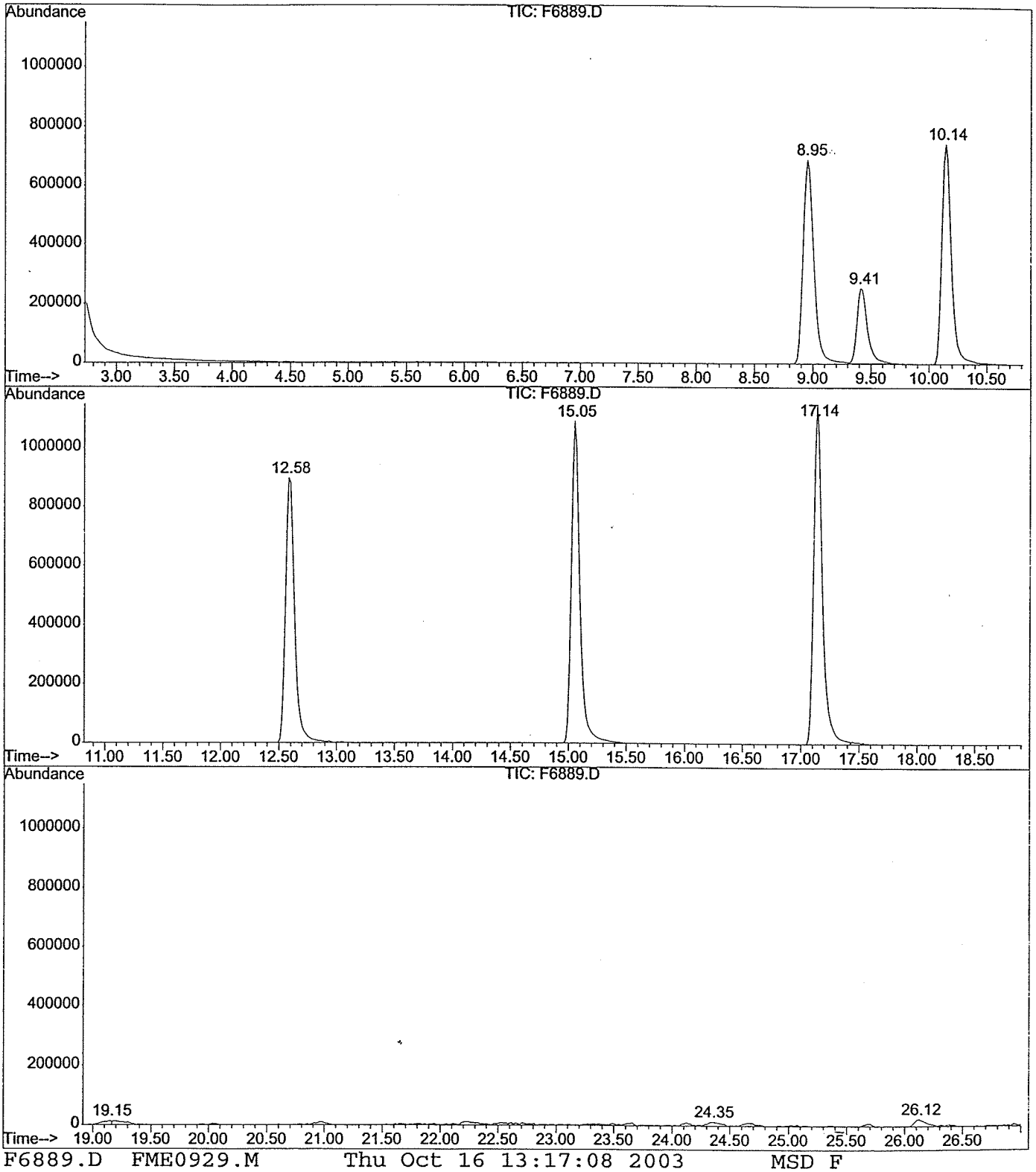

F6889.D FME0929.M Thu Oct 16 13:17:08 2003 MSD_F

The Whitman Companies, Inc.
116 Tices Lane, Unit B-1
East Brunswick, New Jersey 08816
Phone: (732) 390-5858 Fax: (732) 390-9496

CHAIN OF CUSTODY / ANALYSIS REQUEST

9114

PAGE 1 OF 2

Project Manager: Rich Britton
Site/Project Identification: Dexter Chemical
Site Address: Bronx, NY
Special Instructions:

Samplers Name (Printed): Michael Hercelay
Project #: 97-09-10

Lab: IAL
State (Location of site): NJ: ☐ NY: ☒ Other:
Regulatory Program:

Analysis Turnaround Time
Standard ☒
Rush Charges Authorized For:
2 Week ☐
1 Week ☐
Other ☐

ANALYSIS REQUESTED (ENTER "X" BELOW TO INDICATE REQUEST)

LAB USE ONLY
Project No.
Job No.
Sample Numbers

Area of Concern	Sample ID	Depth	Date	Time	Matrix	No. of Cont.	Volatiles	1,3 Dichlorobenzene	1,4 Dichlorobenzene	1,2 Dichlorobenzene	1,3,5 Trichlorobenzene	Naphthalene	Method 8260	Sample Numbers
AERA F Soil Delineation	AISB-9A	7-7.5	10/9/03	900	Soil	1	X	X	X	X	X	X		9114-01
	AISB-9B	9.5-10		920										2
	AISB-9C	14.5-15		940										3
	AISB-10A	7-7.5		1025										4
	AISB-10B	10.5-11		1040										5
	AISB-10C	14.5-15		1115										6
	AISB-11A	7.5-8		1240										7
	AISB-11B	10.5-11		1300										8
	AISB-11C	14.5-15		1315										9
	AISB-12A	7.5-8		1345										10

Preservation Used: 1 = ICE, 2 = HCl, 3 = H_2SO_4, 4 = HNO_3, 5 = NaOH, 6 = MeOH, 7 = Other _____

Soil: 1
Water:

Water Metals Filtered (Yes/No)? _____

Relinquished by 1)	Company: Whitman Co	Date / Time: 10/10/03 1530	Received by 1)	Company: IAL	
Relinquished by 2)	Company: IAL	Date / Time: 10/10/03 1800	Received by 2) FRIDGE	Company: IAL	
SRIDGE	IAL	10/11/03 6:30	IAL		

PHC: PETROLEUM HYDROCARBONS
VOC: VOLATILE ORGANICS BY GC/MS WITH LIBRARY SEARCH
PAH: POLYCYCLIC AROMATIC HYDROCARBONS IN BASE NEUTRAL SCAN WITH LIBRARY SEARCH
BN: BASE NEUTRALS WITH LIBRARY SEARCH
AE: ACID EXTRACTABLES WITH LIBRARY SEARCH
PPM: PRIORITY POLLUTANT METALS
PP+40: PRIORITY POLLUTANT PLUS FORTY PEAKS
PCB: POLYCHLORINATED BIPHENYLS

G:\Forms\Field Sampling Forms\Whitman - NewCOC

0267

The Whitman Companies, Inc.
116 Tices Lane, Unit B-1
East Brunswick, New Jersey 08816
Phone: (732) 390-5858 Fax: (732) 390-9496

CHAIN OF CUSTODY / ANALYSIS REQUEST

9114

Project Manager: Rich BRATTON
Site/Project Identification: Dexter Chemical
Site Address: BRONX, NY
Special Instructions:

Samplers Name (Printed): Michael Perceley
Project #: 97-09-10
Lab: PAL
State (Location of site): NJ: ☐ NY: ☒ Other:
Regulatory Program:

Analysis Turnaround Time
Standard ☒
Rush Charges Authorized For:
2 Week ☐
1 Week ☐
Other ☐

ANALYSIS REQUESTED (ENTER "X" BELOW TO INDICATE REQUEST)

Area of Concern	Sample ID	Depth	Date	Time	Matrix	No. of Cont.	VOCTCO	1,3 Dichloro benzene	1,4 Dichloro benzene	1,2 Dichloro Benzene	1,2,4 Trichloro benzene	Naphthalene Method 8260					LAB USE ONLY Sample Numbers
Area I	AISB-12B	10.5-11	10/9/03	1410	Soil	1	X	X	X	X	X	X					9114-11
Soil Delineation	AISB-12C	14.5-15		1420		1											12
	AISB-13A	7.5-8		1445													13
	AISB-13B	10.5-11		1500													14
	AISB-13C	14.5-15		1515													15
	AISB-4D	15.5-16		1140													16
	AISB-5D	13-13.5		1540													17
	AISB-5E	14.5-15		1550													18

Preservation Used: 1 = ICE, 2 = HCl, 3 = H_2SO_4, 4 = HNO_3, 5 = NaOH, 6 = MeOH, 7 = Other _____

	Soil:	Water:
	1	

Water Metals Filtered (Yes/No)? _____

Relinquished by	Company	Date / Time	Received by	Company
1) Michael Perceley	Whitman Co	10/10/03 1530	1) Jim Lowell	PAL
Relinquished by	Company	Date / Time	Received by	Company
2) Jim Lowell FEDEX	PAL	10/10/03 1800	2) FEDEX	PAL
FEDEX	PAL	10/11/03 6:30		PAL

PHC: PETROLEUM HYDROCARBONS
VOC: VOLATILE ORGANICS BY GC/MS WITH LIBRARY SEARCH
PAH: POLYCYCLIC AROMATIC HYDROCARBONS IN BASE NEUTRAL SCAN WITH LIBRARY SEARCH
BN: BASE NEUTRALS WITH LIBRARY SEARCH
AE: ACID EXTRACTABLES WITH LIBRARY SEARCH
PPM: PRIORITY POLLUTANT METALS
PP+40: PRIORITY POLLUTANT PLUS FORTY PEAKS
PCB: POLYCHLORINATED BIPHENYLS

8590

OJECT INFORMATION

E 0 3 - 0 9 1 1 4

No. E03-09114 **Project** DEXTER CHEMICAL - 97-09-10

mer	The Whitman Companies, Inc.	P.O. #	
ct	Rich Britton	Received	10/11/2003 06:30
il	rbritton@whitmanco.com ☑ EMail EDDs	Verbal Due	10/24/2003
e	(732) 390-5858 Fax 1(732) 390-9496	Report Due	10/31/2003

rt To

ices Lane
B-1
Brunswick, NJ 08816
Rich Britton

Bill To

116 Tices Lane
Unit B-1
East Brunswick, NJ 08816
Attn: Rich Britton

ort Format Reduced

itional Info ☐ State Form ☐ Field Sampling ☐ Conditional VOA

D	Client Sample ID	Depth Top / Bottom	Sampling Time	Matrix	Unit	# of Containers
4-001	AISB-9A	7 / 7.5	10/9/2003@09:00	Soil	mg/Kg	1
4-002	AISB-9B	9.5 / 10	10/9/2003@09:20	Soil	mg/Kg	1
4-003	AISB-9C	14.5 / 15	10/9/2003@09:40	Soil	mg/Kg	1
4-004	AISB-10A	7 / 7.5	10/9/2003@10:25	Soil	mg/Kg	1
4-005	AISB-10B	10.5 / 11	10/9/2003@10:40	Soil	mg/Kg	1
4-006	AISB-10C	14.5 / 15	10/9/2003@11:15	Soil	mg/Kg	1
4-007	AISB-11A	7.5 / 8	10/9/2003@12:40	Soil	mg/Kg	1
4-008	AISB-11B	10.5 / 11	10/9/2003@13:00	Soil	mg/Kg	1
4-009	AISB-11C	14.5 / 15	10/9/2003@13:15	Soil	mg/Kg	1
4-010	AISB-12A	7.5 / 8	10/9/2003@13:45	Soil	mg/Kg	1
4-011	AISB-12B	10.5 / 11	10/9/2003@14:10	Soil	mg/Kg	1
4-012	AISB-12C	14.5 / 15	10/9/2003@14:20	Soil	mg/Kg	1
4-013	AISB-13A	7.5 / 8	10/9/2003@14:45	Soil	mg/Kg	1
4-014	AISB-13B	10.5 / 11	10/9/2003@15:00	Soil	mg/Kg	1
4-015	AISB-13C	14.5 / 15	10/9/2003@15:15	Soil	mg/Kg	1
4-016	AISB-4D	15.5 / 16	10/9/2003@11:40	Soil	mg/Kg	1
4-017	AISB-5D	13 / 13.5	10/9/2003@15:40	Soil	mg/Kg	1
4-018	AISB-5E	14.5 / 15	10/9/2003@15:50	Soil	mg/Kg	1

ple #	Tests	Status	QA Method
001	Special VOA + 10	Run	8260B
002	Special VOA + 10	Run	8260B
003	Special VOA + 10	Run	8260B
004	Special VOA + 10	Run	8260B
005	Special VOA + 10	Run	8260B
006	Special VOA + 10	Run	8260B
007	Special VOA + 10	Run	8260B
008	Special VOA + 10	Run	8260B
009	Special VOA + 10	Run	8260B
010	Special VOA + 10	Run	8260B

OJECT INFORMATION

E 0 3 - 0 9 1 1 4

e No. E03-09114 Project DEXTER CHEMICAL - 97-09-10

ple #	Tests	Status	QA Method
011	Special VOA + 10	Run	8260B
012	Special VOA + 10	Run	8260B
013	Special VOA + 10	Run	8260B
014	Special VOA + 10	Run	8260B
015	Special VOA + 10	Run	8260B
016	Special VOA + 10	Run	8260B
017	Special VOA + 10	Run	8260B
018	Special VOA + 10	Run	8260B

3/2003 12:02 by Ellen - NOTE 1

OR VO ANALYZE & REPORT COMPOUNDS ON ATTACH A052 + 1,2 -DICHLOROBENZENE, 1,3-DICHLOROBENZENE, 4-DICHLOROBENZENE, 1,2,4-TRICHLOROBENZENE & NAPHTHALENE.

A052

INTEGRATED ANALYTICAL LABORATORIES

Whitman Volatile Organics List

Compound
Chloromethane
Vinyl Chloride
Bromomethane
Chloroethane
Trichlorofluoromethane
Acrolein
1,1-Dichloroethene
Methylene Chloride
Acrylonitrile
trans-1,2-Dichloroethene
1,1-Dichloroethane
cis-1,2-Dichloroethene
Chloroform
1,1,1-Trichloroethane
Carbon Tetrachloride
1,2-Dichloroethane(EDC)
Benzene
Trichloroethene
1,2-Dichloropropane
Bromodichloromethane
2-Chloroethylvinyl Ether
cis-1,3-Dichloropropene
Toluene
trans-1,3-Dichloropropene
1,1,2-Trichloroethane
Tetrachloroethene
Dibromochloromethane
Chlorobenzene
Ethylbenzene
Total Xylenes
Bromoform
1,1,2,2-Tetrachloroethane

ok gr 1/24/03

INTEGRATED ANALYTICAL LABORATORIES, LLC

SAMPLE RECEIPT VERIFICATION

CASE NO: **E03** **9114** CLIENT: WCT

COOLER TEMPERATURE: 2° - 6°C: ✓ (See Chain of Custody)

CHAIN OF CUSTODY: COMPLETE / INCOMPLETE Comments: _____

Sample Bottles Intact:	✓	Comments:
Sample Labels Intact/ Correct:	✓	
Sufficient Sample Volume:	✓	
Correct bottles/ preservative:	✓	
Samples received in holding time/ prep time:	✓	
Headspace/ bubbles in voa samples:	✗	
Samples to be subcontracted:	(✓)	
Preserved Sample pH checked: (Excluding voa samples)	(✓)	

KEY
✓ = YES
✗ = NO
(✓) = N/A

ADDITIONAL COMMENTS: _____

SAMPLE(S) VERIFIED BY: INITIAL FR DATE 10/11/03

CORRECTIVE ACTION REQUIRED: **YES** ☐ (SEE BELOW) **NO** ☐

CLIENT NOTIFIED: YES ☐ Date/ Time: _____ NO ☐

PROJECT CONTACT: _____

SUBCONTRACTED LAB: _____

DATE SHIPPED: _____

ADDITIONAL COMMENTS: _____

VERIFIED/TAKEN BY: INITIAL DW DATE _____

LABORATORY CUSTODY CHRONICLE

Case No. E03-09114

Client The Whitman Companies, Inc.

Project DEXTER CHEMICAL - 97-09-10

			Preparation		Analysis	
			Date / Time	Analyst	Date / Time	Analyst
Department: Volatiles						
Special VOA + 10	09114-001	Soil	n/a	n/a	10/17/03	Donnie
"	-002	Soil	n/a	n/a	10/17/03	Donnie
"	-003	Soil	n/a	n/a	10/17/03	Donnie
"	-004	Soil	n/a	n/a	10/17/03	Donnie
"	-005	Soil	n/a	n/a	10/17/03	Donnie
"	-006	Soil	n/a	n/a	10/17/03	Donnie
"	-007	Soil	n/a	n/a	10/17/03	Donnie
"	-008	Soil	n/a	n/a	10/17/03	Donnie
"	-009	Soil	n/a	n/a	10/17/03	Donnie
"	-010	Soil	n/a	n/a	10/17/03	Donnie
"	-011	Soil	n/a	n/a	10/17/03	Donnie
"	-012	Soil	n/a	n/a	10/17/03	Donnie
"	-013	Soil	n/a	n/a	10/17/03	Donnie
"	-014	Soil	n/a	n/a	10/17/03	Donnie
"	-015	Soil	n/a	n/a	10/17/03	Donnie
"	-016	Soil	n/a	n/a	10/17/03	Donnie
"	-017	Soil	n/a	n/a	10/17/03	Donnie
"	-018	Soil	n/a	n/a	10/17/03	Donnie

Review and Approval: MCDatares 10/22/03

Integrated Analytical Labs ~ 273 Franklin Road, Randolph, NJ 07869 ~ (973) 361-4252 ~ Fax (973) 989-5288