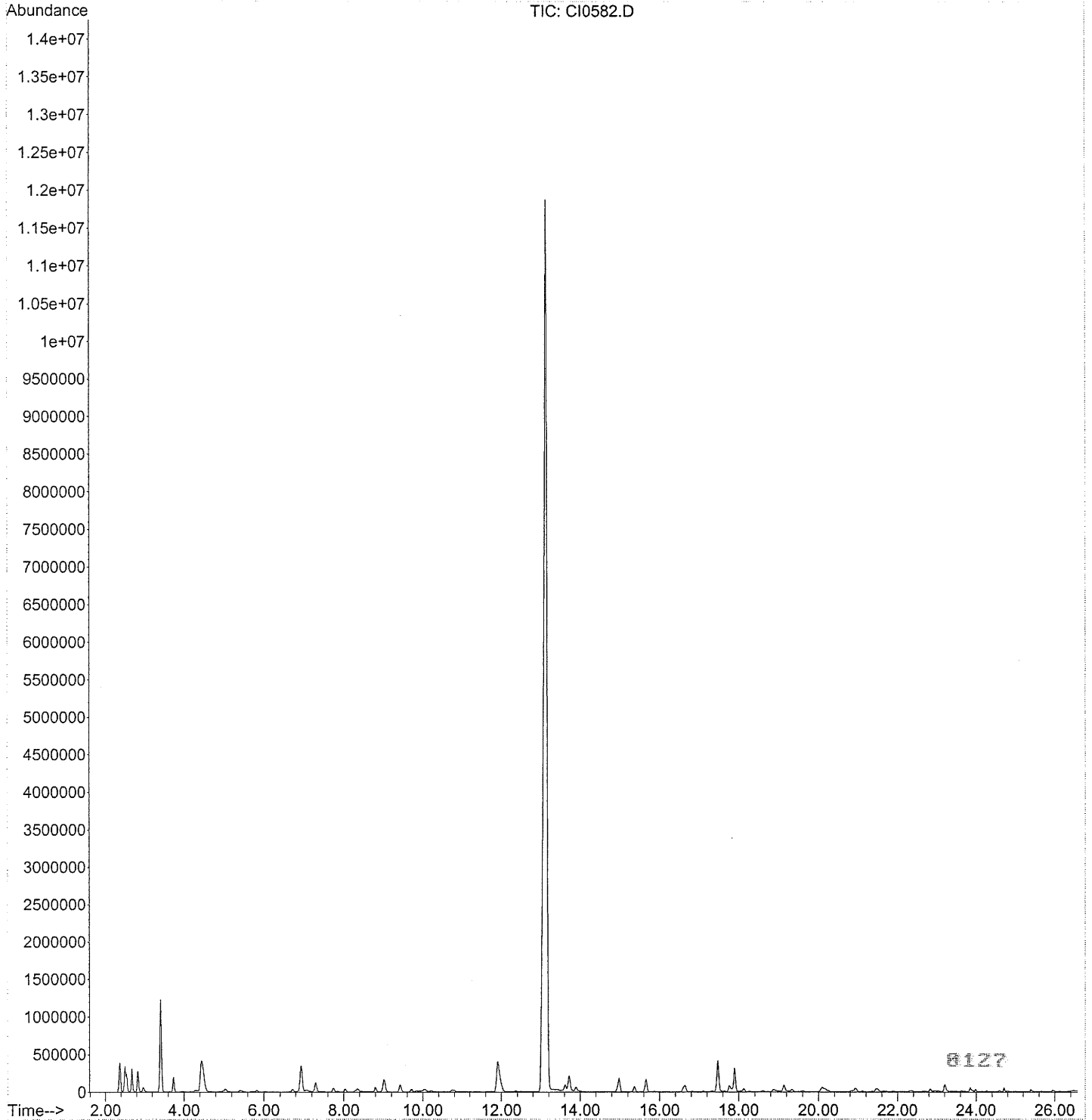


Data Path : C:\MSDCHEM\1\DATA\SEP25\  
Data File : CI0582.D  
Acq On : 26 Sep 2005 6:21  
Operator : JBS  
Sample : 4600662 500CC  
Misc :  
ALS Vial : 29 Sample Multiplier: 1

Quant Time: Sep 27 21:17:54 2005  
Quant Method : C:\MSDCHEM\1\METHODS\ALLTO15.M  
Quant Title :  
QLast Update : Mon Sep 26 08:28:19 2005  
Response via : Initial Calibration



Data Path : C:\MSDCHEM\1\DATA\SEP25\  
 Data File : CI0582.D  
 Acq On : 26 Sep 2005 6:21  
 Operator : JBS  
 Sample : 4600662 500CC  
 Misc :  
 ALS Vial : 29 Sample Multiplier: 1

Quant Time: Sep 27 21:17:54 2005  
 Quant Method : C:\MSDCHEM\1\METHODS\ALLTO15.M  
 Quant Title :  
 QLast Update : Mon Sep 26 08:28:19 2005  
 Response via : Initial Calibration

Internal Standards	R.T.	QIon	Response	Conc	Units	Dev (Min)
1) Bromochloromethane	7.30	130	903689	10.000		0.03
37) 1,4-Difluorobenzene	9.01	114	3159256	10.000		0.00
51) Chlorobenzene d5	14.98	117	2406189	10.000		0.03

Target Compounds	R.T.	QIon	Response	Conc	Units	Qvalue
2) Propene	2.50	41	899461	10.846	PPB #	43
3) Dichlorodifluoromethane	2.54	85	159584	0.674	PPB #	42
4) Chlorodifluoromethane	2.54	51	4140755	26.141	PPB	98
5) Freon 114	2.68	85	274700	1.045	PPB #	9
6) Chloromethane	2.68	50	104176	0.852	PPB #	49
7) Vinyl Chloride	2.83	62	345689	3.880	PPB	99
12) Trichlorofluoromethane	3.63	101	58196	0.215	PPB	92
13) Pentane	3.74	43	1939570	10.528	PPB	95
14) Acrolein	4.23	56	52229m	2.114	PPB	
17) Acetone	4.44	43	17117842m	126.798	PPB	
19) Carbon Disulfide	4.57	76	51945	0.224	PPB #	66
22) Methylene Chloride	5.02	84	38921	0.548	PPB #	73
23) tert-Butyl Alcohol	5.76	59	97481m	0.621	PPB	
26) Methyl t-Butyl Ether	5.46	73	227740	1.126	PPB #	42
27) Hexane	5.83	57	168848	1.233	PPB #	81
30) cis-1,2-Dichloroethene	6.94	61	3430890	31.213	PPB #	80
31) 2-Butanone	7.07	72	155379	5.451	PPB #	76
38) 1,2-Dichloroethane	8.35	62	555616	5.191	PPB	99
39) Benzene	8.29	78	220162	0.959	PPB #	76
40) Isooctane	8.46	57	158359	0.394	PPB #	78
41) Heptane	8.80	43	565716m	3.216	PPB	
42) Trichloroethene	9.42	130	702737	3.751	PPB	97
50) 4-Methyl-2-Pentanone	11.77	43	191422m	0.605	PPB	
52) Toluene	11.91	91	10344484	24.363	PPB	98
53) Octane	12.35	43	256444m	0.829	PPB	
57) Tetrachloroethene	13.14	166	115532463	422.451	PPB	98
58) 2-Hexanone	13.56	43	137464m	0.434	PPB	
63) Ethylbenzene	15.37	91	1098325	3.277	PPB	99
64) m/p-Xylene	15.66	91	1885813	6.843	PPB	96
65) o-Xylene	16.61	91	653422	2.418	PPB	97
66) Styrene	16.65	104	820788	3.691	PPB #	100
68) Cumene	17.48	105	368188	1.061	PPB #	1
72) 4-Ethyltoluene	18.88	105	417703m	0.984	PPB	
73) 1,3,5-Trimethylbenzene	19.13	105	196008	0.533	PPB	96
75) 1,2,4-Trimethylbenzene	20.10	105	843963	2.266	PPB #	73

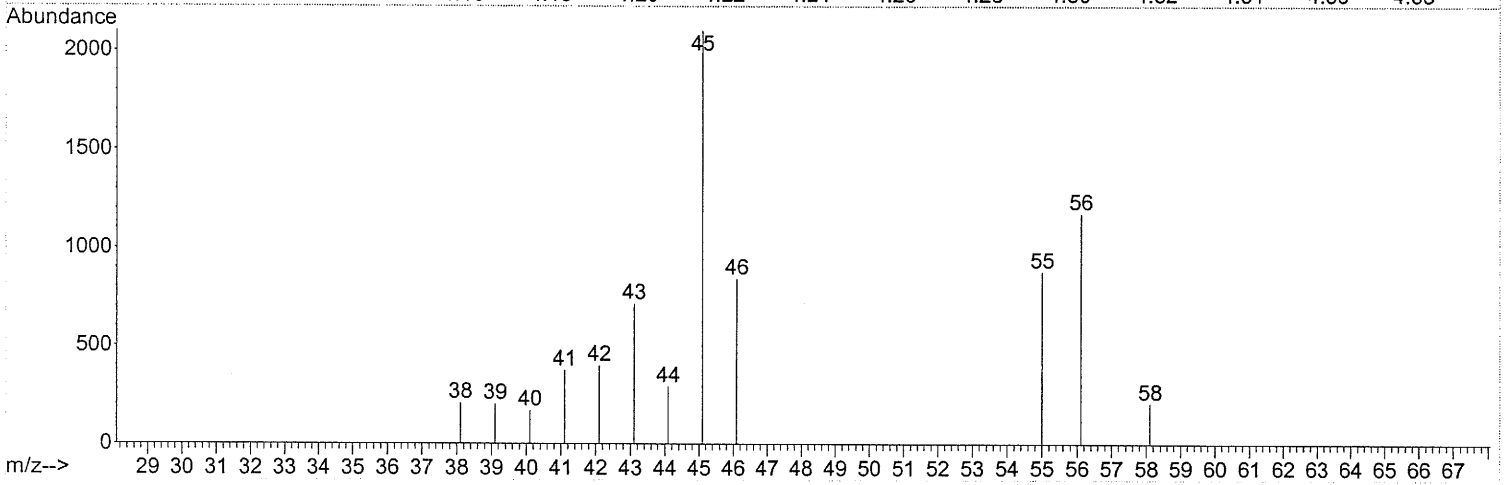
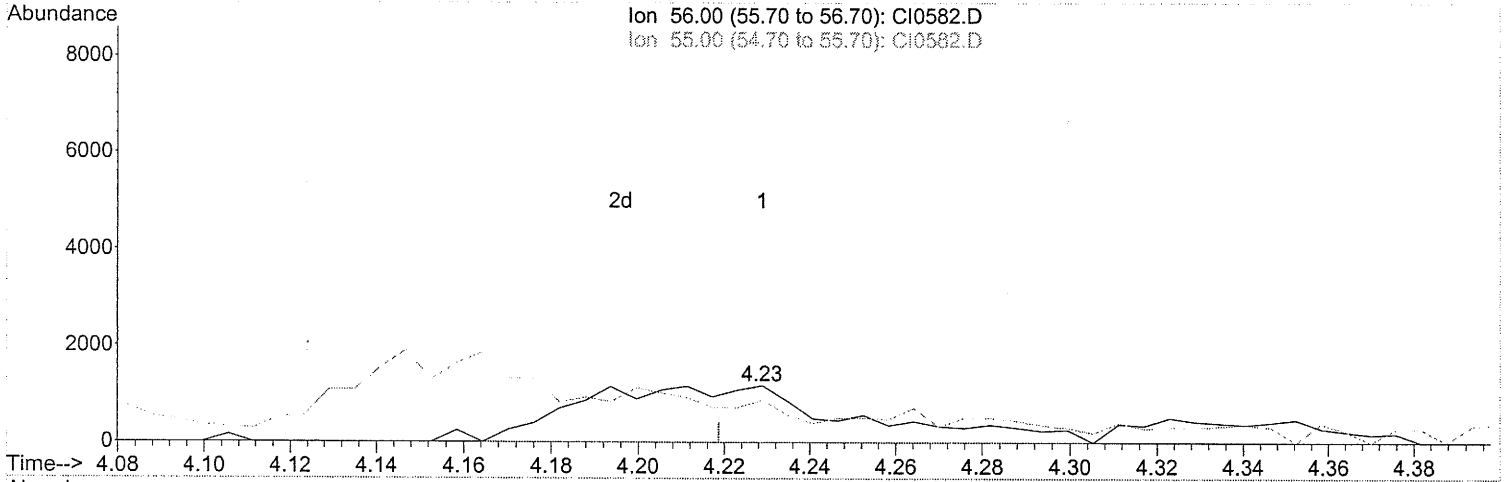
(#) = qualifier out of range (m) = manual integration (+) = signals summed

6128

Quantitation Report (Qedit)

Data Path : C:\MSDCHEM\1\DATA\SEP25\  
Data File : CI0582.D  
Acq On : 26 Sep 2005 6:21  
Operator : JBS  
Sample : 4600662 500CC  
Misc :  
ALS Vial : 29 Sample Multiplier: 1

Quant Time: Sep 26 08:31:15 2005  
Quant Method : C:\MSDCHEM\1\METHODS\ALLTO15.M  
Quant Title :  
QLast Update : Mon Sep 26 08:28:19 2005  
Response via : Initial Calibration



TIC: CI0582.D

(14) Acrolein

4.229min (+0.010) 2.11PPB m

response 52229

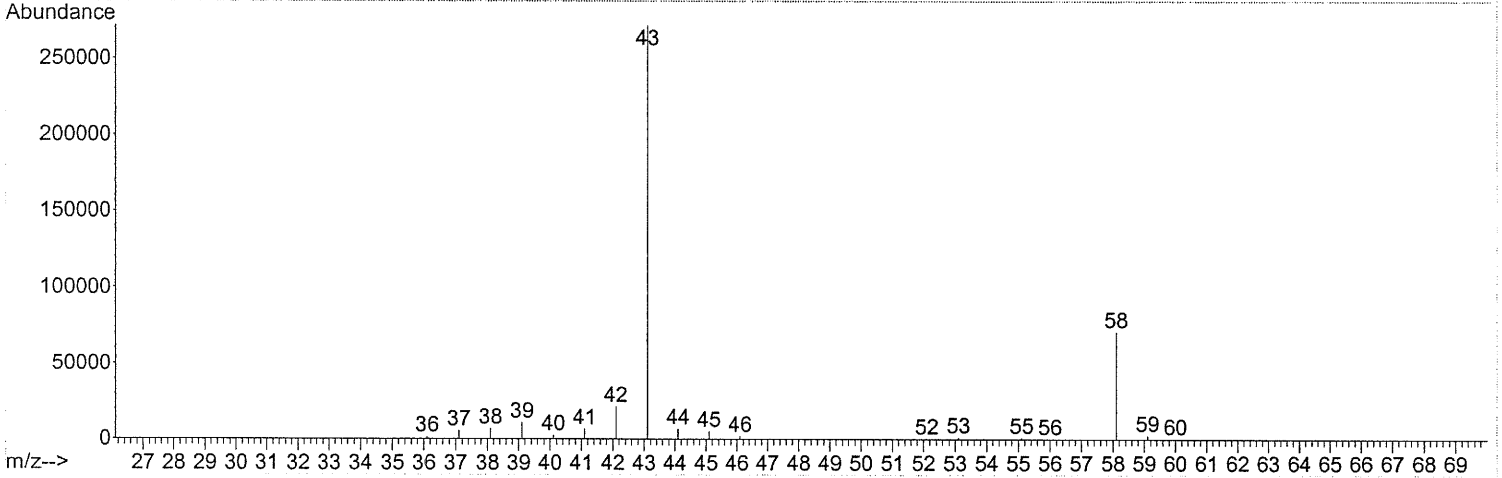
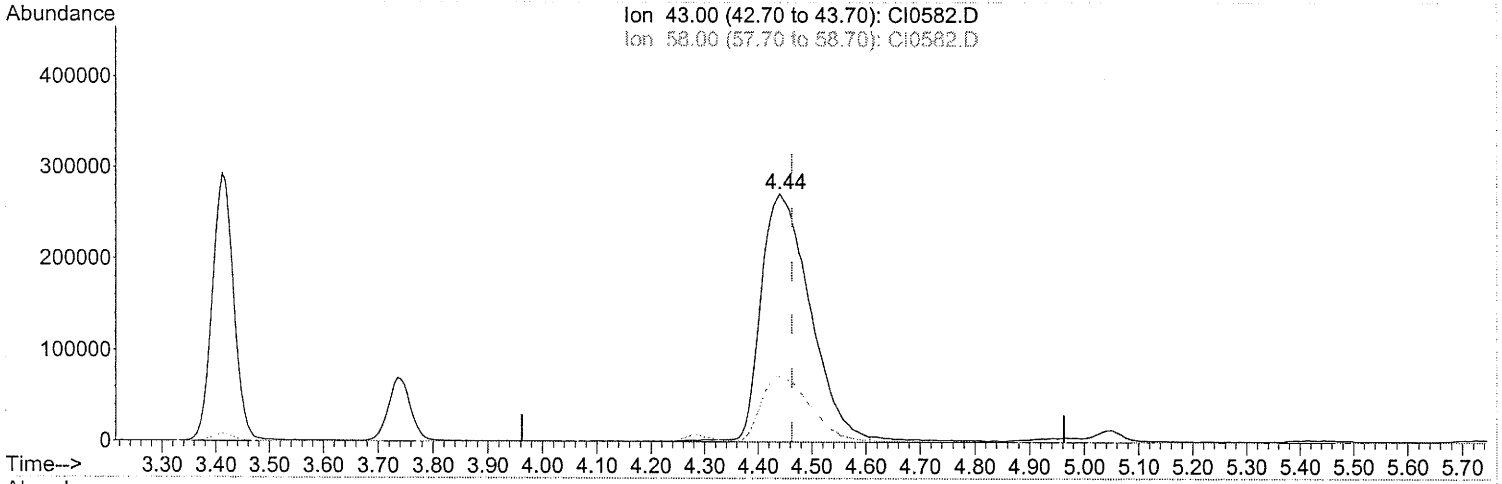
Ion	Exp%	Act%
56.00	100	100
55.00	69.90	0.00#
0.00	0.00	0.00
0.00	0.00	0.00

*split peak  
R06207  
9/22/05  
KMA 703  
9/29/05*

0129

Data Path : C:\MSDCHEM\1\DATA\SEP25\  
 Data File : CI0582.D  
 Acq On : 26 Sep 2005 6:21  
 Operator : JBS  
 Sample : 4600662 500CC  
 Misc :  
 ALS Vial : 29 Sample Multiplier: 1

Quant Time: Sep 26 08:31:15 2005  
 Quant Method : C:\MSDCHEM\1\METHODS\ALLTO15.M  
 Quant Title :  
 QLast Update : Mon Sep 26 08:28:19 2005  
 Response via : Initial Calibration



(17) Acetone

4.441min (-0.022) 126.80PPB m

response 17117842

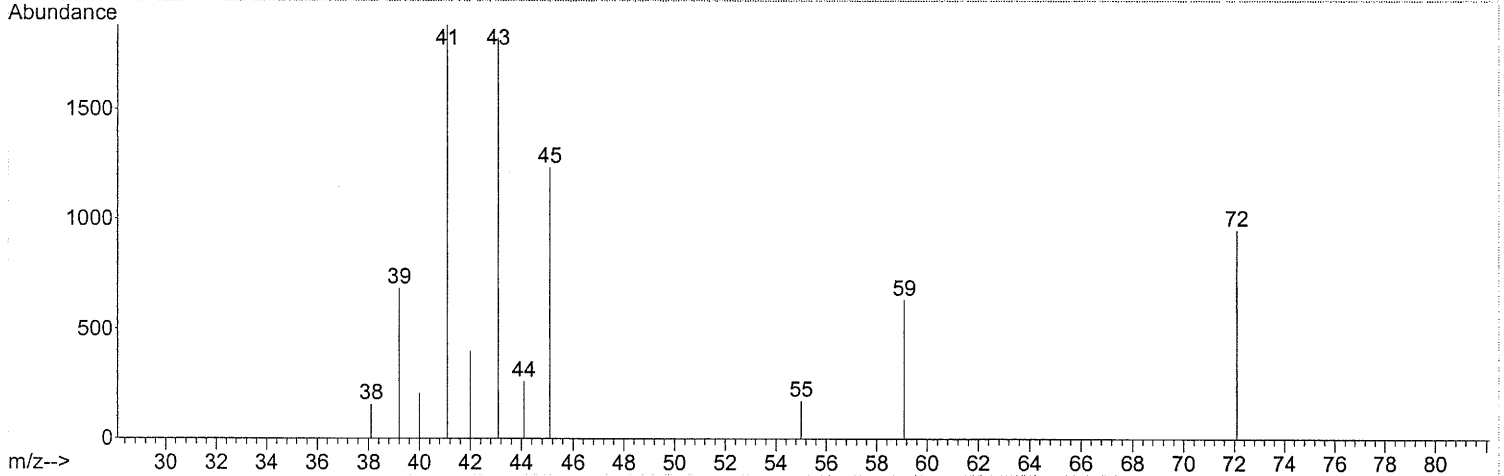
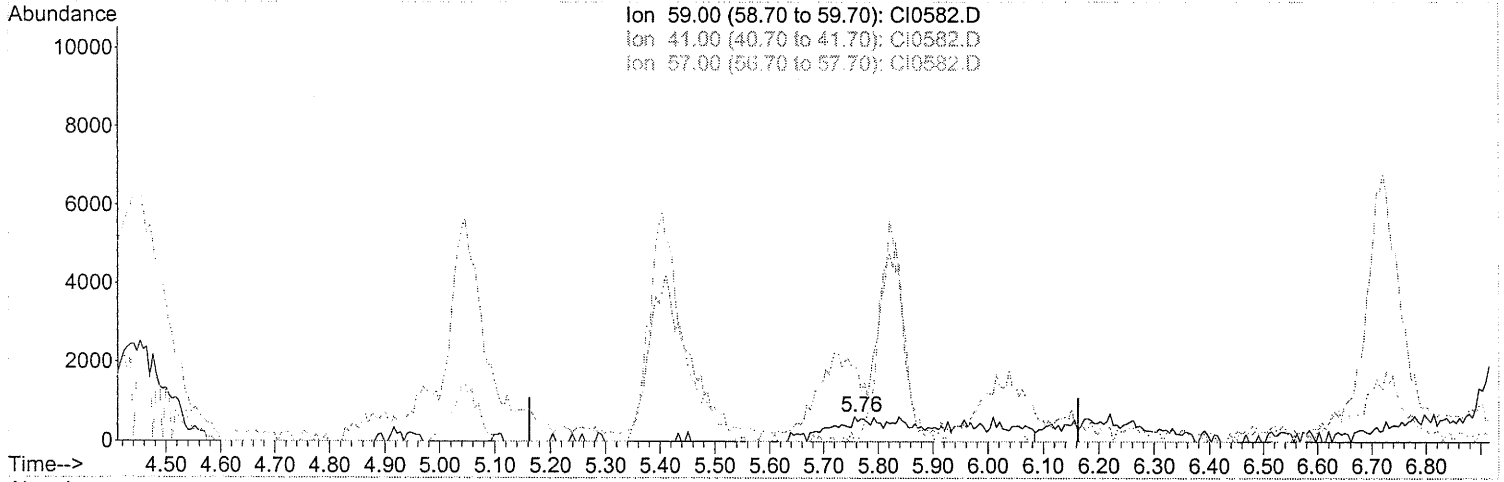
Ion	Exp%	Act%
43.00	100	100
58.00	35.30	26.64#
0.00	0.00	0.00
0.00	0.00	0.00

*split peak  
 RGB 9/27/05  
 BMM 9/29/05*

0130

Data Path : C:\MSDCHEM\1\DATA\SEP25\  
Data File : CI0582.D  
Acq On : 26 Sep 2005 6:21  
Operator : JBS  
Sample : 4600662 500CC  
Misc :  
ALS Vial : 29 Sample Multiplier: 1

Quant Time: Sep 26 08:31:15 2005  
Quant Method : C:\MSDCHEM\1\METHODS\ALLTO15.M  
Quant Title :  
QLast Update : Mon Sep 26 08:28:19 2005  
Response via : Initial Calibration



(23) tert-Butyl Alcohol  
5.757min (+0.094) 0.62PPB m  
response 97481

Ion	Exp%	Act%
59.00	100	100
41.00	0.00	0.00
57.00	0.00	0.00
0.00	0.00	0.00

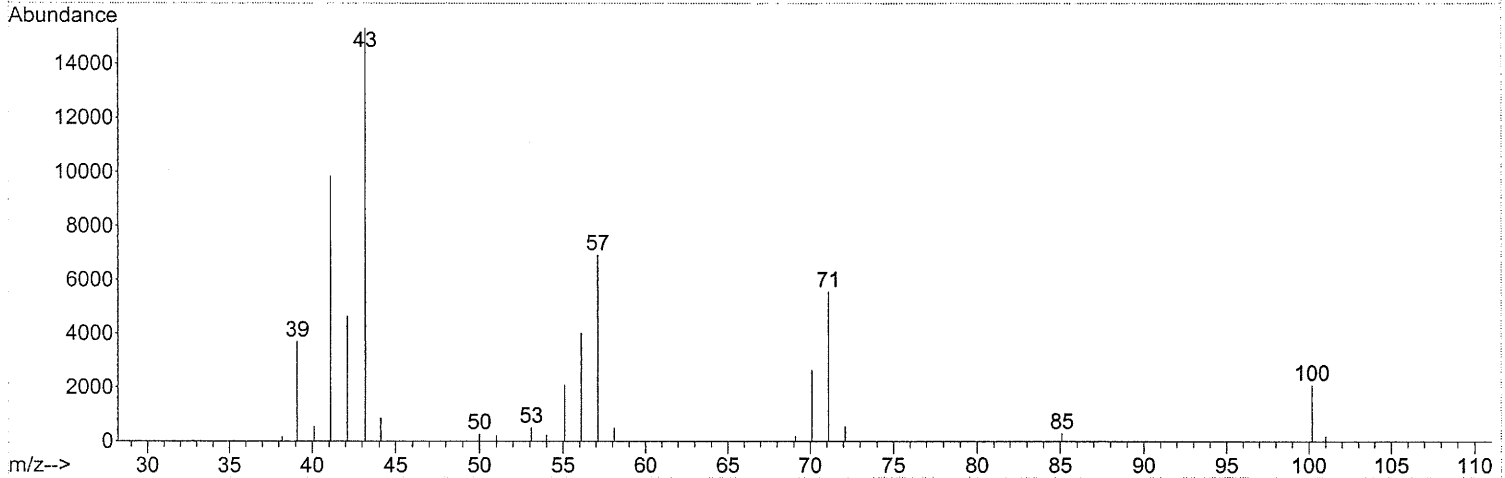
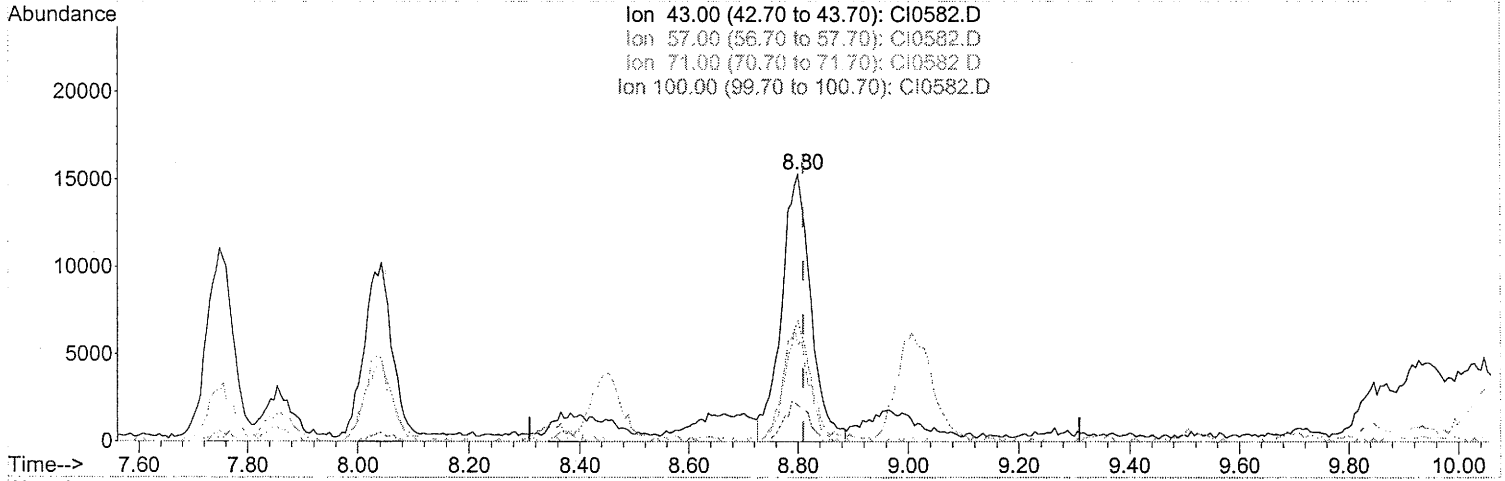
*Split peak  
not very  
1/21/05  
BMM 703  
9/24/05*

0131

Quantitation Report (Qedit)

Data Path : C:\MSDCHEM\1\DATA\SEP25\  
Data File : CI0582.D  
Acq On : 26 Sep 2005 6:21  
Operator : JBS  
Sample : 4600662 500CC  
Misc :  
ALS Vial : 29 Sample Multiplier: 1

Quant Time: Sep 26 08:31:15 2005  
Quant Method : C:\MSDCHEM\1\METHODS\ALLTO15.M  
Quant Title :  
QLast Update : Mon Sep 26 08:28:19 2005  
Response via : Initial Calibration



TIC: CI0582.D

(41) Heptane

8.800min (-0.009) 3.22PPB m

response 565716

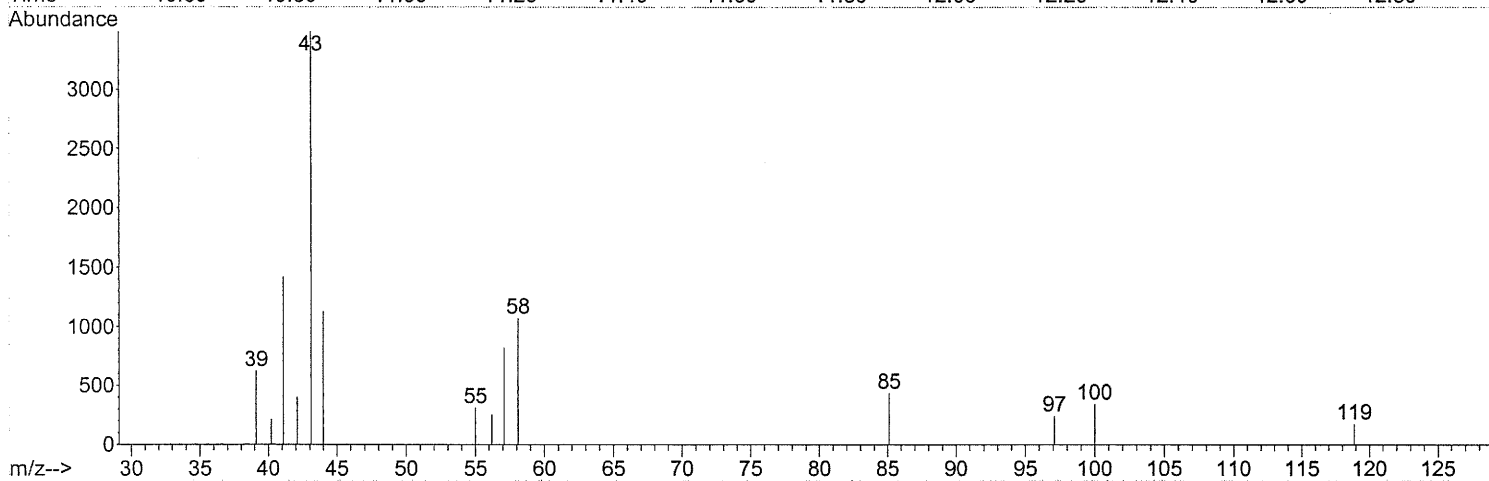
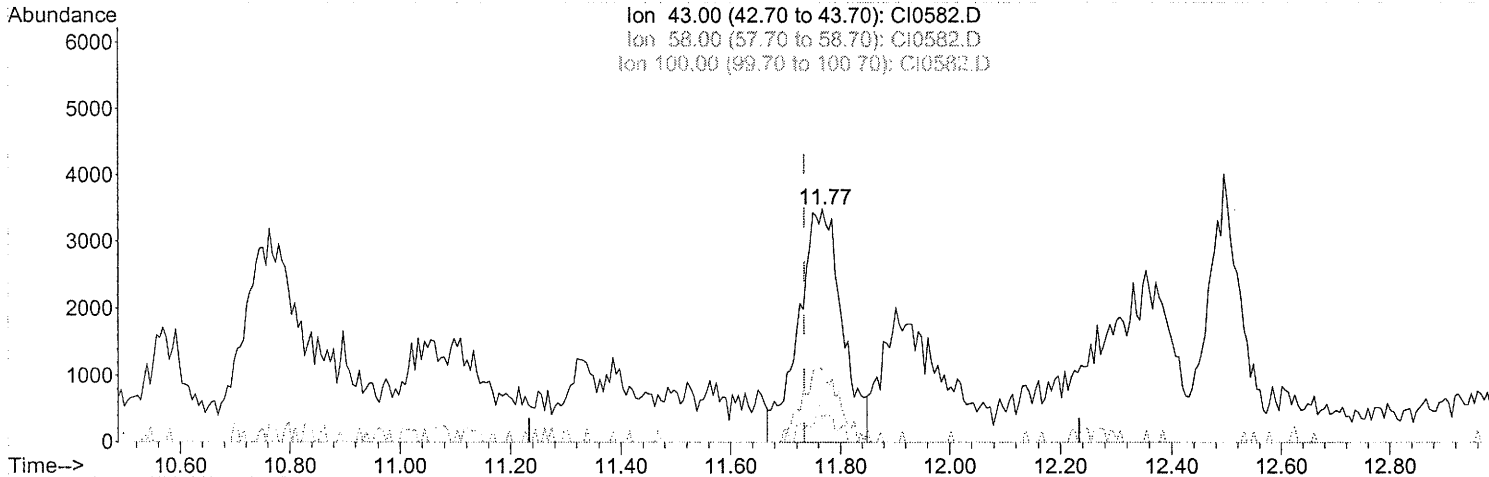
Ion	Exp%	Act%
43.00	100	100
57.00	49.30	43.34
71.00	37.60	34.90
100.00	14.60	12.21

*split peak  
22614  
9/27/05  
MM 73  
9/24/05*

0132

Data Path : C:\MSDCHEM\1\DATA\SEP25\  
 Data File : CI0582.D  
 Acq On : 26 Sep 2005 6:21  
 Operator : JBS  
 Sample : 4600662 500CC  
 Misc :  
 ALS Vial : 29 Sample Multiplier: 1

Quant Time: Sep 26 08:31:15 2005  
 Quant Method : C:\MSDCHEM\1\METHODS\ALLTO15.M  
 Quant Title :  
 QLast Update : Mon Sep 26 08:28:19 2005  
 Response via : Initial Calibration



TIC: CI0582.D

(50) 4-Methyl-2-Pentanone  
 11.767min (+0.033) 0.61PPB m  
 response 191422

Ion	Exp%	Act%
43.00	100	100
58.00	38.50	27.50#
100.00	12.40	0.00#
0.00	0.00	0.00

*split peak  
 recovery  
 8/22/05*

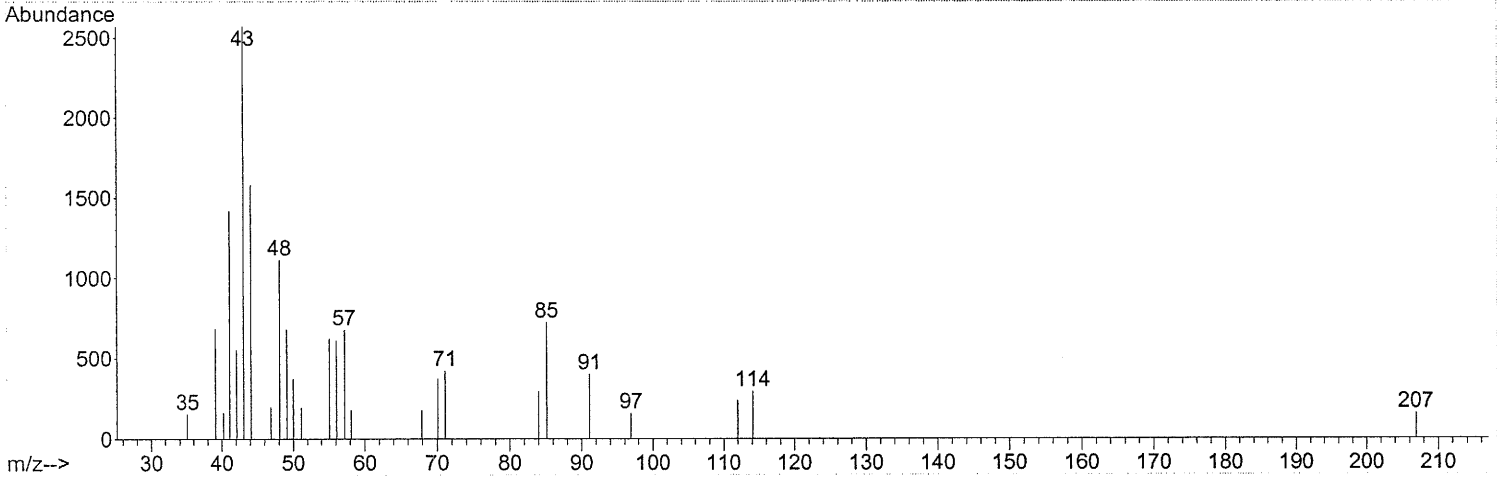
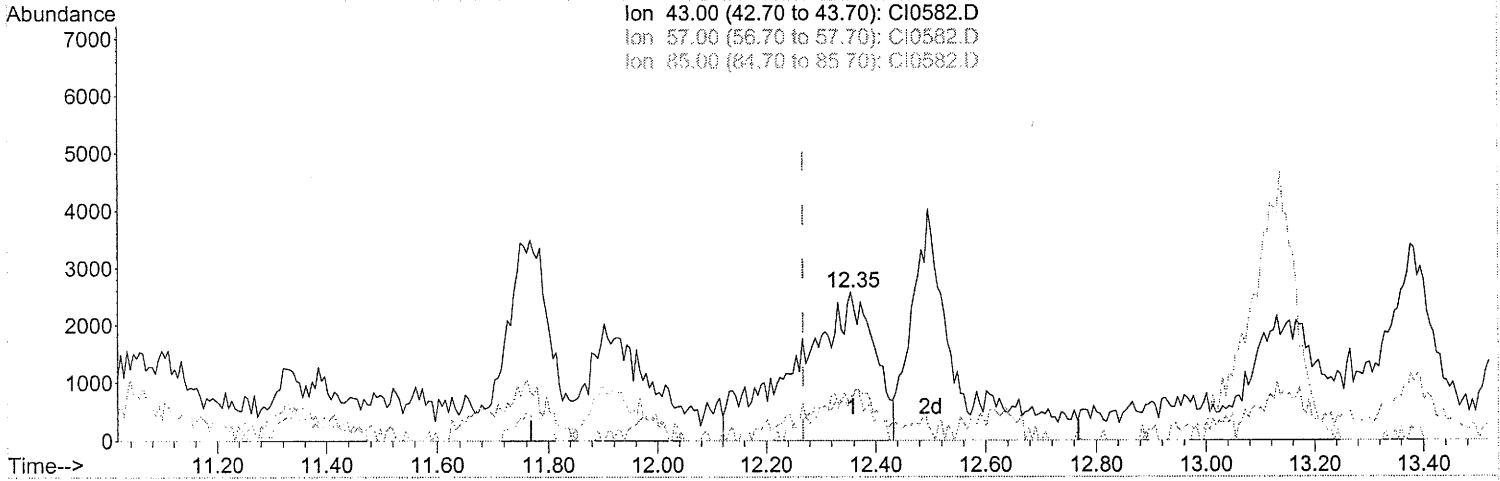
*8000 7000  
 9/29/05*

0133

Quantitation Report (Qedit)

Data Path : C:\MSDCHEM\1\DATA\SEP25\  
Data File : CI0582.D  
Acq On : 26 Sep 2005 6:21  
Operator : JBS  
Sample : 4600662 500CC  
Misc :  
ALS Vial : 29 Sample Multiplier: 1

Quant Time: Sep 26 08:31:15 2005  
Quant Method : C:\MSDCHEM\1\METHODS\ALLTO15.M  
Quant Title :  
QLast Update : Mon Sep 26 08:28:19 2005  
Response via : Initial Calibration



TIC: CI0582.D

(53) Octane

12.355min (+0.087) 0.83PPB m

response 256444

Ion	Exp%	Act%
43.00	100	100
57.00	40.30	17.40#
85.00	35.10	0.00#
0.00	0.00	0.00

*split peak  
noisy  
9/27/05*

*SM #3  
9/29/05*

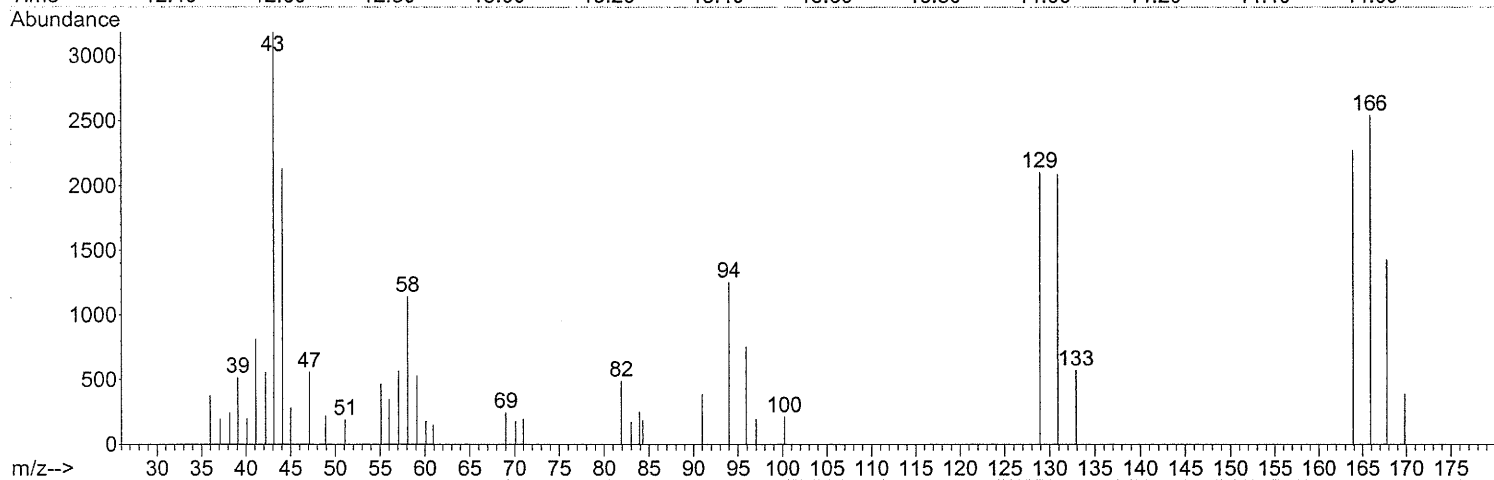
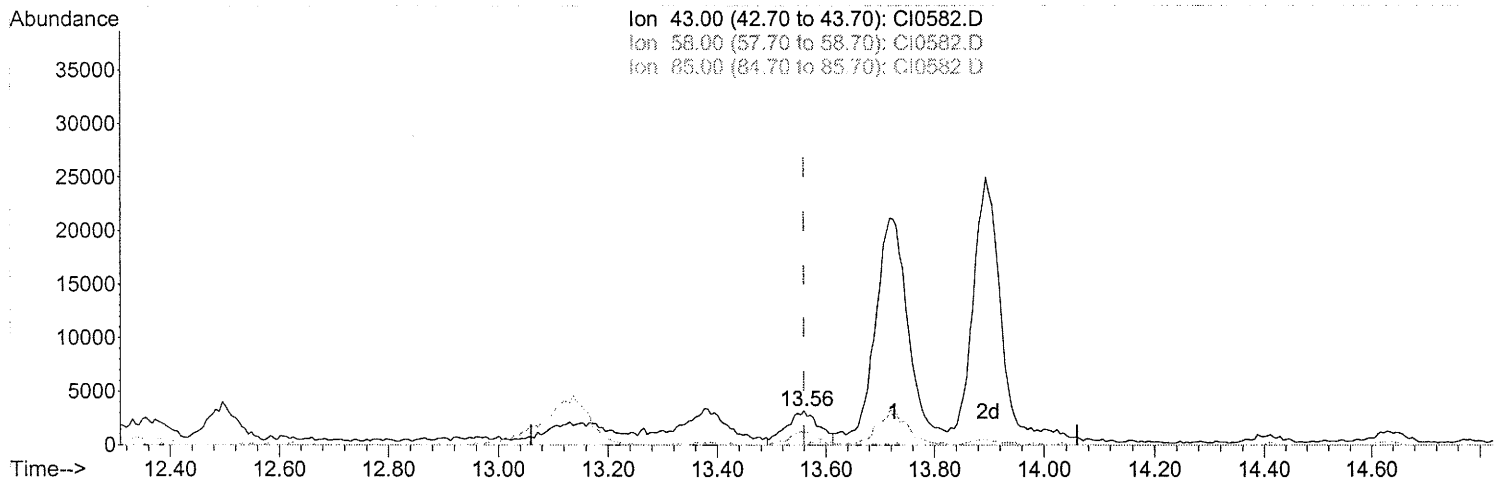
0134



Quantitation Report (Qedit)

Data Path : C:\MSDCHEM\1\DATA\SEP25\  
Data File : CI0582.D  
Acq On : 26 Sep 2005 6:21  
Operator : JBS  
Sample : 4600662 500CC  
Misc :  
ALS Vial : 29 Sample Multiplier: 1

Quant Time: Sep 26 08:31:15 2005  
Quant Method : C:\MSDCHEM\1\METHODS\ALLTO15.M  
Quant Title :  
QLast Update : Mon Sep 26 08:28:19 2005  
Response via : Initial Calibration



TIC: CI0582.D

(58) 2-Hexanone

13.559min (-0.001) 0.43PPB m

response 137464

Ion	Exp%	Act%
43.00	100	100
58.00	53.20	89.45#
85.00	7.20	0.00#
0.00	0.00	0.00

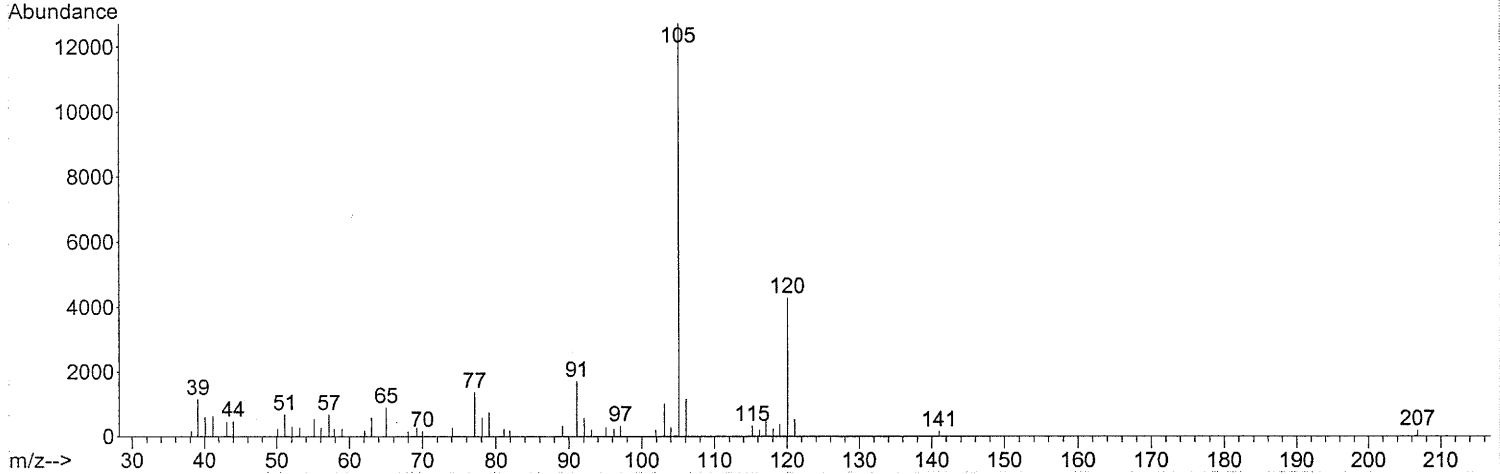
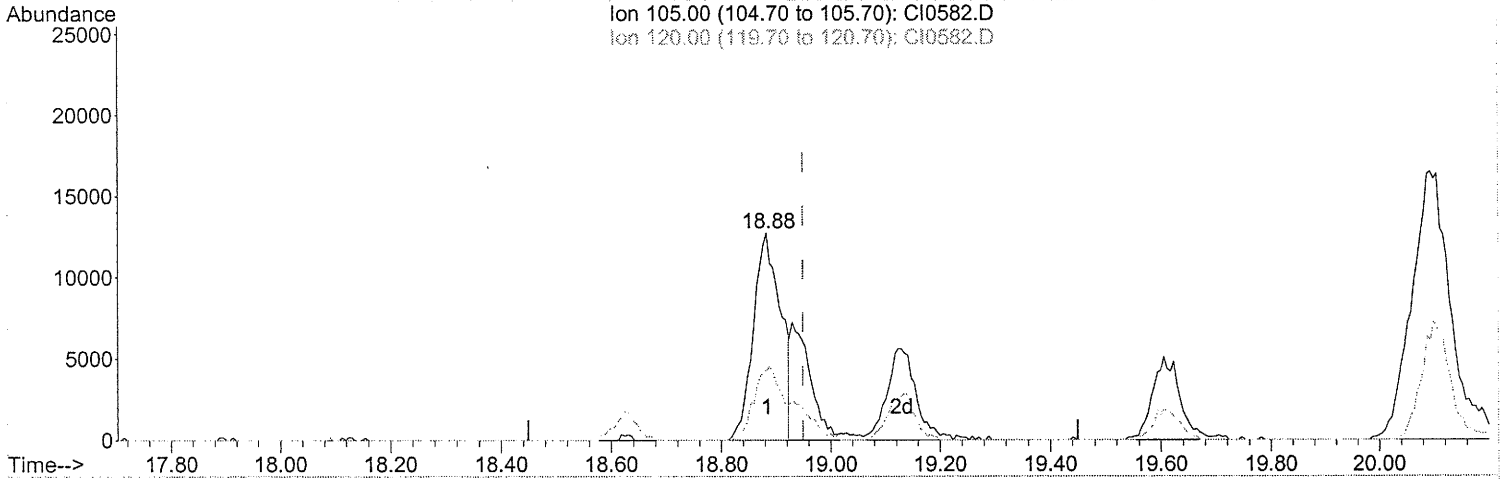
*split peak  
13.559  
9/27/05  
JSM 703  
9/24/05*

#135

Quantitation Report (Qedit)

Data Path : C:\MSDCHEM\1\DATA\SEP25\  
 Data File : CI0582.D  
 Acq On : 26 Sep 2005 6:21  
 Operator : JBS  
 Sample : 4600662 500CC  
 Misc :  
 ALS Vial : 29 Sample Multiplier: 1

Quant Time: Sep 26 08:31:15 2005  
 Quant Method : C:\MSDCHEM\1\METHODS\ALLTO15.M  
 Quant Title :  
 QLast Update : Mon Sep 26 08:28:19 2005  
 Response via : Initial Calibration



TIC: CI0582.D

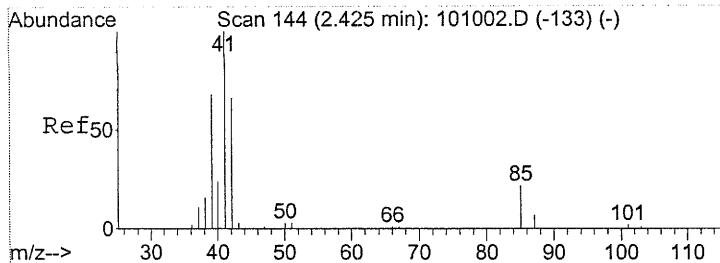
(72) 4-Ethyltoluene  
 18.883min (-0.067) 0.98PPB m  
 response 417703

Ion	Exp%	Act%
105.00	100	100
120.00	32.20	52.37#
0.00	0.00	0.00
0.00	0.00	0.00

*removed shoulder  
 Rigby  
 9/27/05*

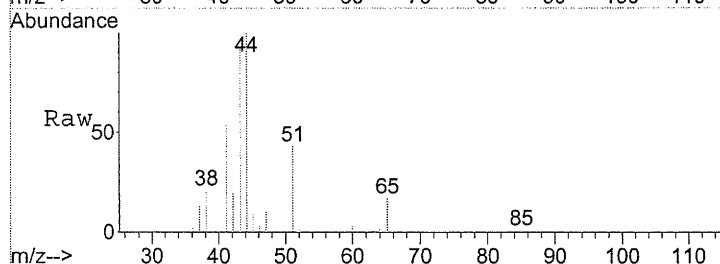
*from 703  
 9/29/05*

8136

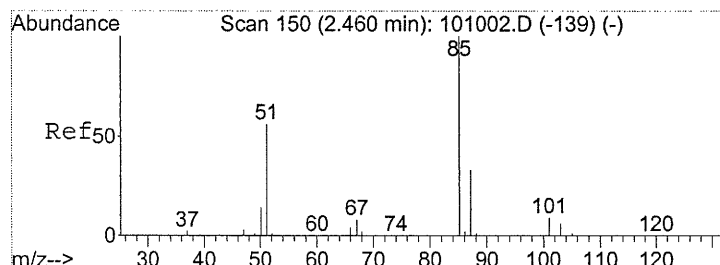
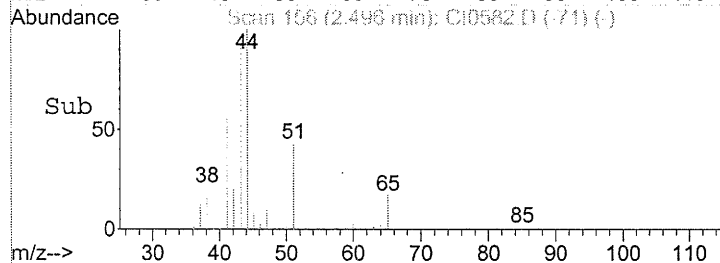
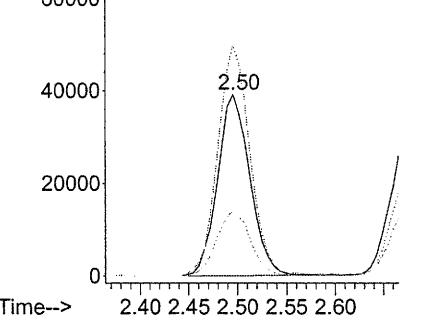


#2  
 Propene  
 Concen: 10.85 PPB  
 RT: 2.50 min Scan# 156  
 Delta R.T. 0.00 min  
 Lab File: CI0582.D  
 Acq: 26 Sep 2005 6:21

Tgt Ion	Resp	Lower	Upper
41	100		
39	125.7	51.6	77.4#
42	37.8	55.0	82.4#

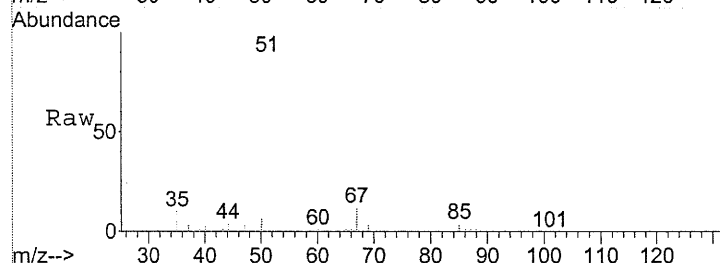


Abundance Ion 41.00 (40.70 to 41.70): ClO  
 Ion 39.00 (38.70 to 39.70): ClO  
 Ion 42.00 (41.70 to 42.70): ClO

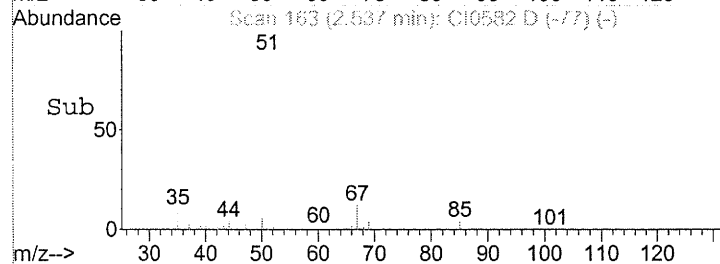
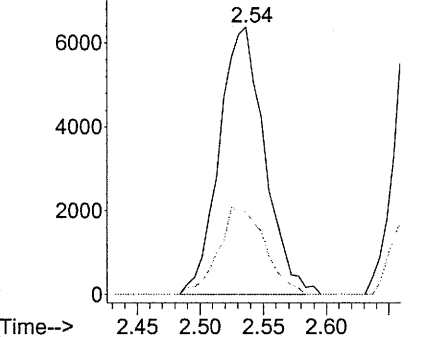


#3  
 Dichlorodifluoromethane  
 Concen: 0.67 PPB  
 RT: 2.54 min Scan# 163  
 Delta R.T. 0.01 min  
 Lab File: CI0582.D  
 Acq: 26 Sep 2005 6:21

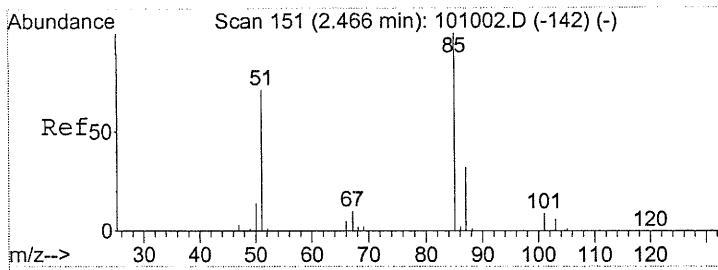
Tgt Ion	Resp	Lower	Upper
85	100		
87	0.0	25.8	38.8#



Abundance Ion 85.00 (84.70 to 85.70): ClO  
 Ion 87.00 (86.70 to 87.70): ClO

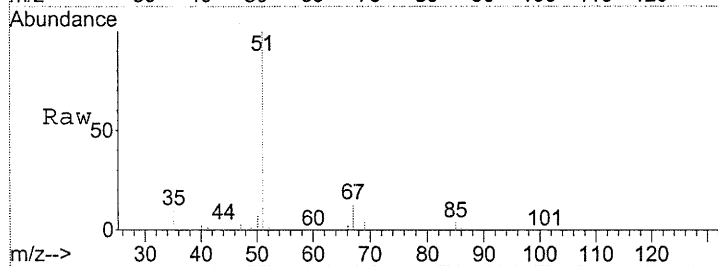


0137

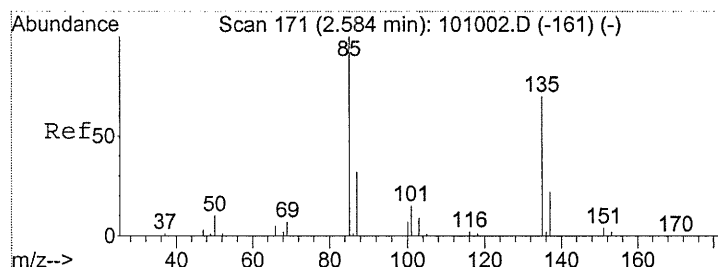
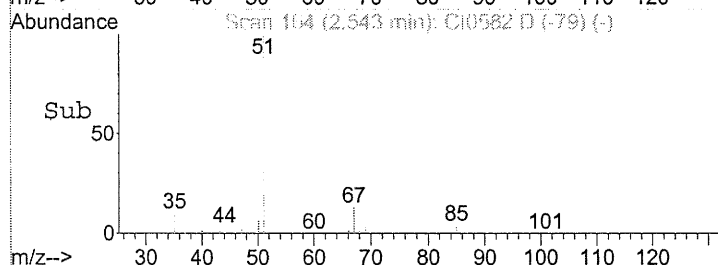
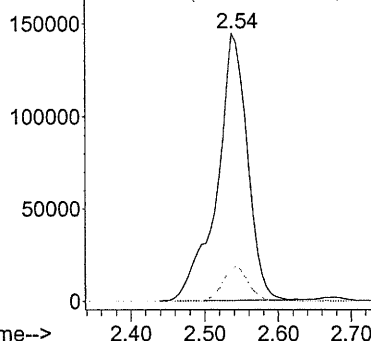


#4  
 Chlorodifluoromethane  
 Concen: 26.14 PPB  
 RT: 2.54 min Scan# 164  
 Delta R.T. 0.00 min  
 Lab File: CI0582.D  
 Acq: 26 Sep 2005 6:21

Tgt Ion: 51 Resp: 4140755  
 Ion Ratio Lower Upper  
 51 100  
 67 11.1 9.6 14.4

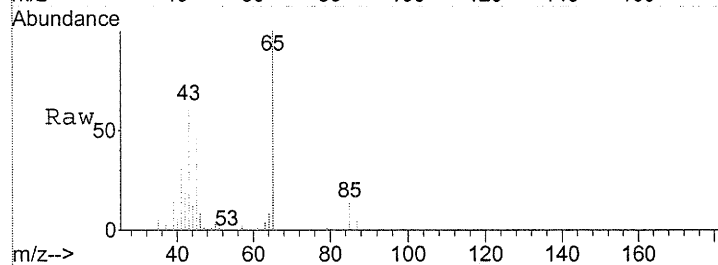


Abundance Ion 51.00 (50.70 to 51.70): ClO  
 Ion 67.00 (66.70 to 67.70): ClO

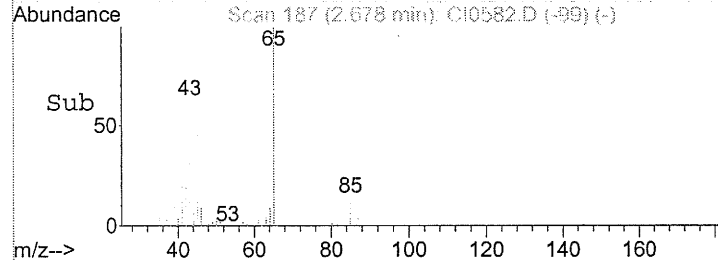
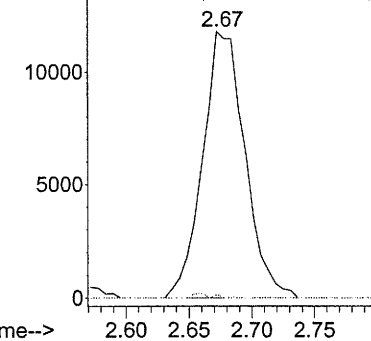


#5  
 Freon 114  
 Concen: 1.04 PPB  
 RT: 2.68 min Scan# 187  
 Delta R.T. 0.02 min  
 Lab File: CI0582.D  
 Acq: 26 Sep 2005 6:21

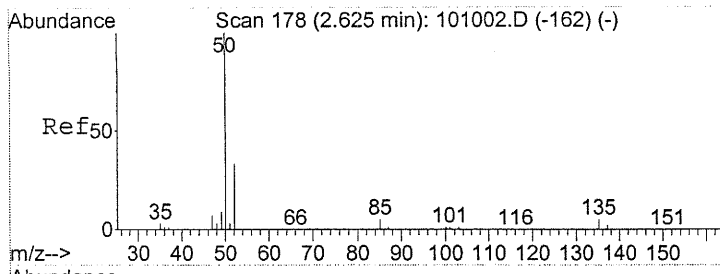
Tgt Ion: 85 Resp: 274700  
 Ion Ratio Lower Upper  
 85 100  
 135 0.0 64.6 97.0#



Abundance Ion 85.00 (84.70 to 85.70): ClO  
 Ion 135.00 (134.70 to 135.70): ClO

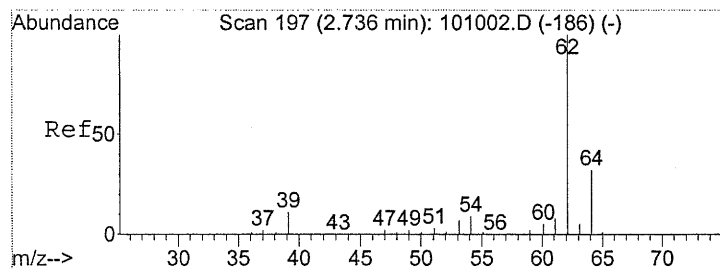
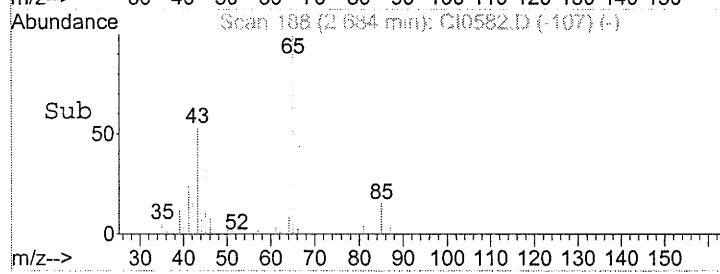
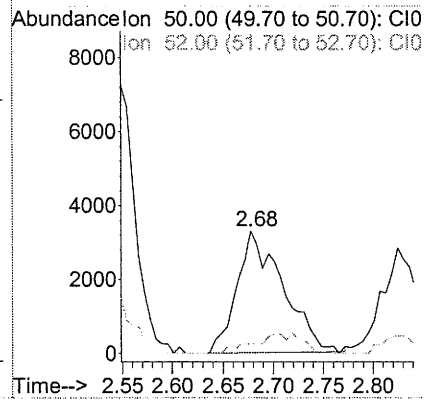
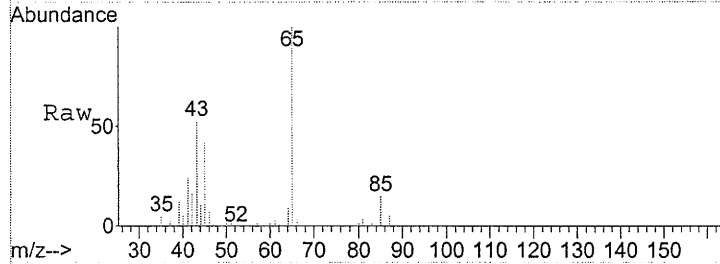


0130



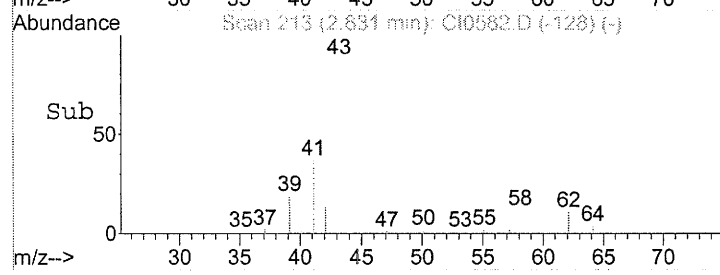
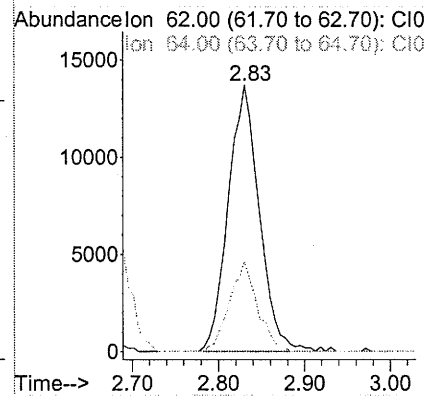
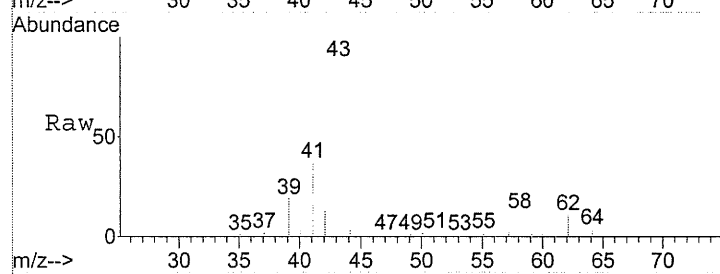
#6  
 Chloromethane  
 Concen: 0.85 PPB  
 RT: 2.68 min Scan# 188  
 Delta R.T. -0.03 min  
 Lab File: CI0582.D  
 Acq: 26 Sep 2005 6:21

Tgt Ion: 50 Resp: 104176  
 Ion Ratio Lower Upper  
 50 100  
 52 0.0 21.0 31.4#

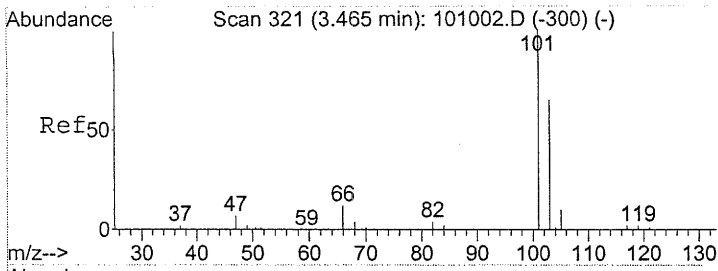


#7  
 Vinyl Chloride  
 Concen: 3.88 PPB  
 RT: 2.83 min Scan# 213  
 Delta R.T. 0.00 min  
 Lab File: CI0582.D  
 Acq: 26 Sep 2005 6:21

Tgt Ion: 62 Resp: 345689  
 Ion Ratio Lower Upper  
 62 100  
 64 30.4 24.6 36.8

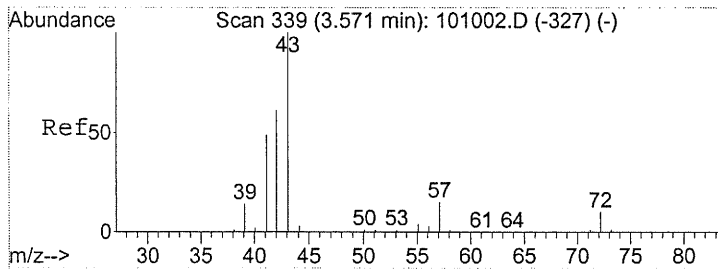
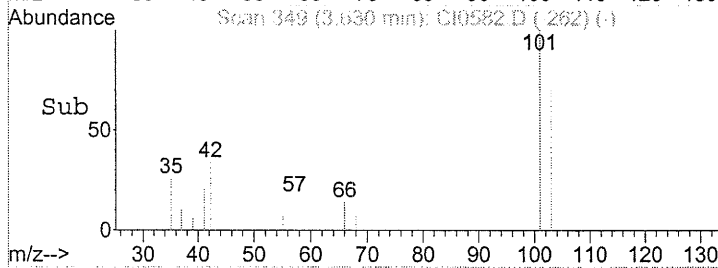
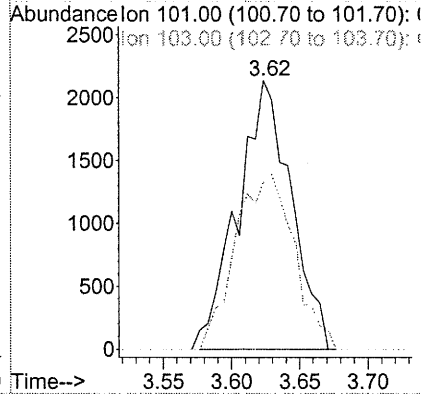
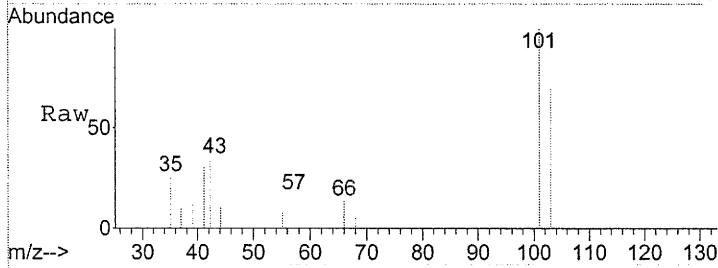


0139



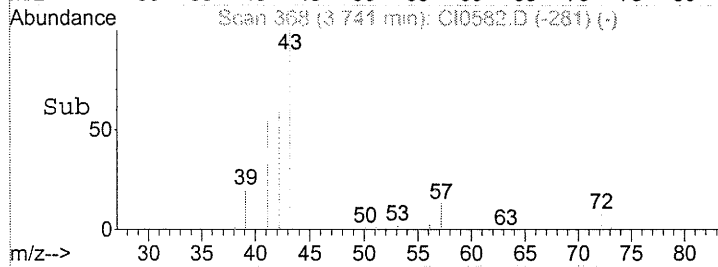
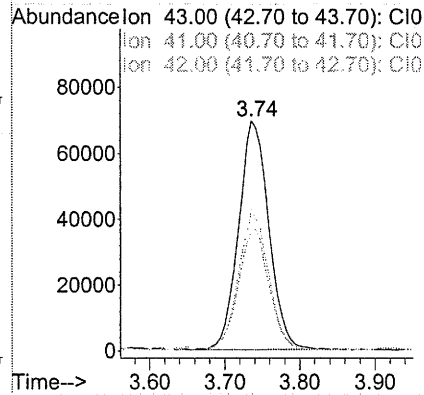
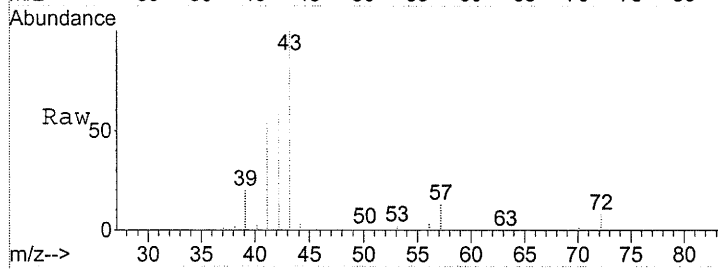
#12  
 Trichlorofluoromethane  
 Concen: 0.22 PPB  
 RT: 3.63 min Scan# 349  
 Delta R.T. 0.01 min  
 Lab File: CI0582.D  
 Acq: 26 Sep 2005 6:21

Tgt Ion: 101 Resp: 58196  
 Ion Ratio Lower Upper  
 101 100  
 103 71.8 52.2 78.4

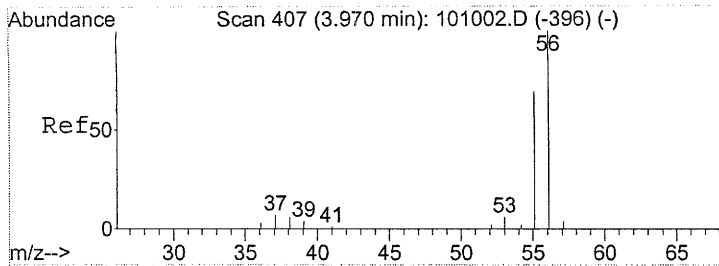


#13  
 Pentane  
 Concen: 10.53 PPB  
 RT: 3.74 min Scan# 368  
 Delta R.T. 0.01 min  
 Lab File: CI0582.D  
 Acq: 26 Sep 2005 6:21

Tgt Ion: 43 Resp: 1939570  
 Ion Ratio Lower Upper  
 43 100  
 41 52.7 37.7 56.5  
 42 58.4 47.8 71.8

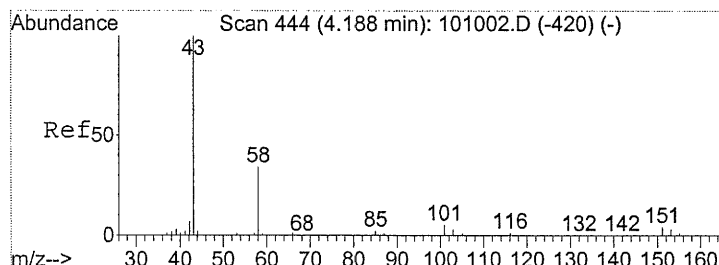
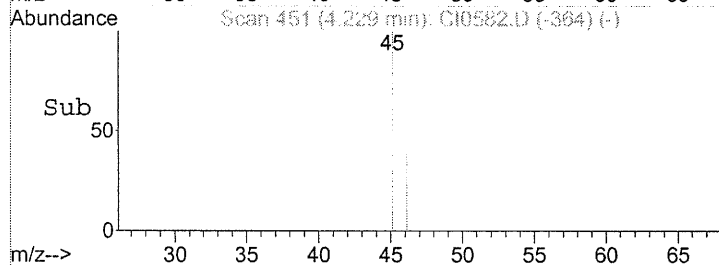
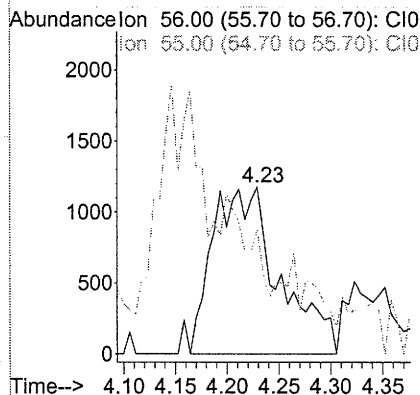
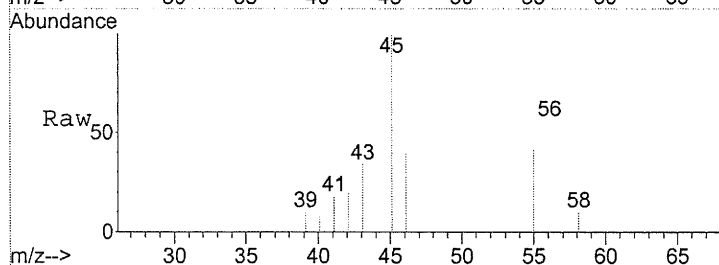


9148



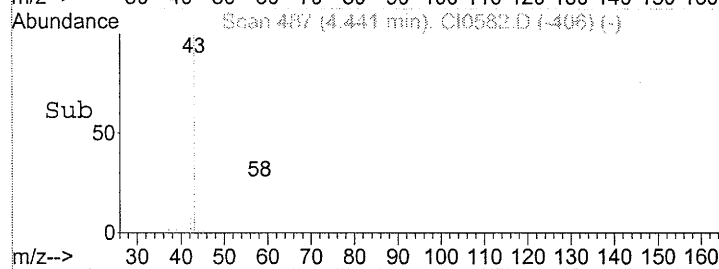
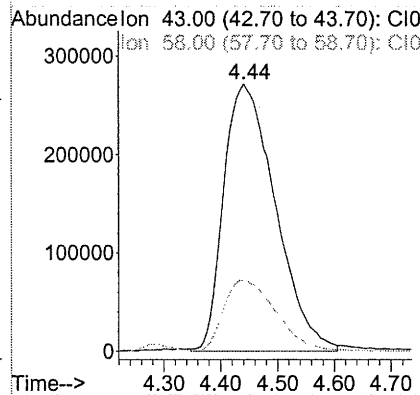

#14  
 Acrolein  
 Concen: 2.11 PPB m  
 RT: 4.23 min Scan# 451  
 Delta R.T. 0.01 min  
 Lab File: CI0582.D  
 Acq: 26 Sep 2005 6:21

Tgt Ion: 56 Resp: 52229  
 Ion Ratio Lower Upper  
 56 100  
 55 0.0 55.9 83.9#

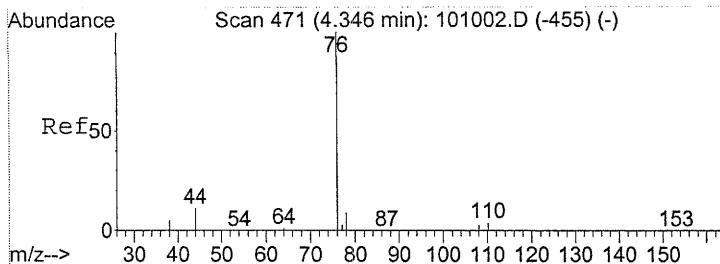


#17  
 Acetone  
 Concen: 126.80 PPB m  
 RT: 4.44 min Scan# 487  
 Delta R.T. -0.02 min  
 Lab File: CI0582.D  
 Acq: 26 Sep 2005 6:21

Tgt Ion: 43 Resp: 17117842  
 Ion Ratio Lower Upper  
 43 100  
 58 26.6 28.2 42.4#

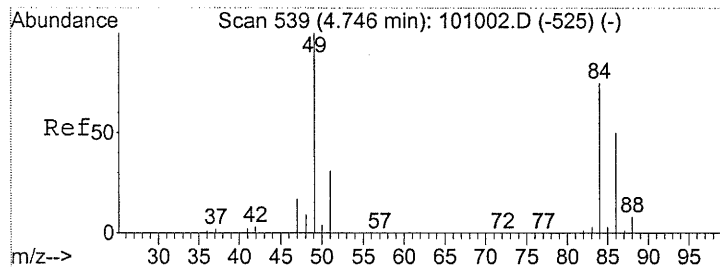
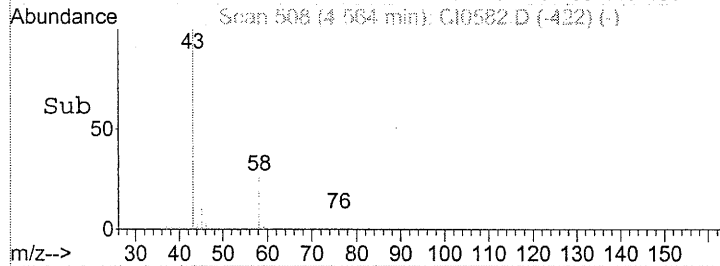
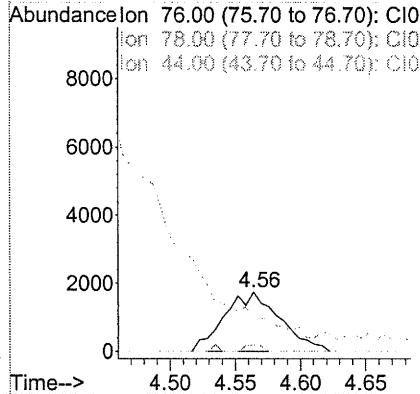
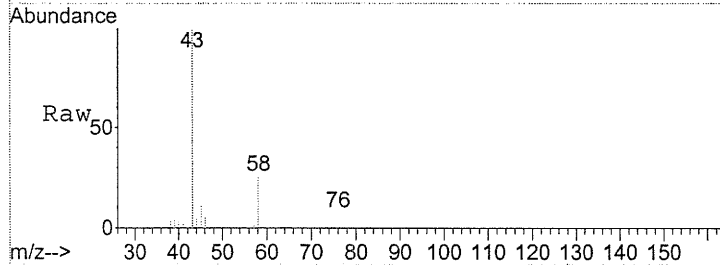


0141



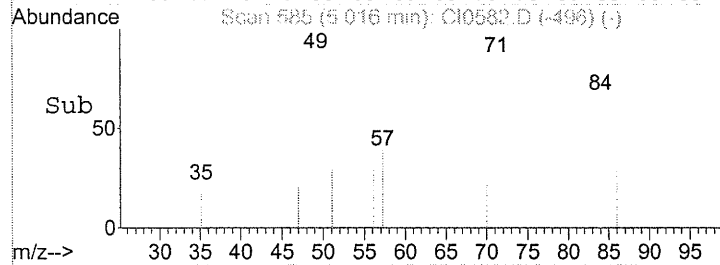
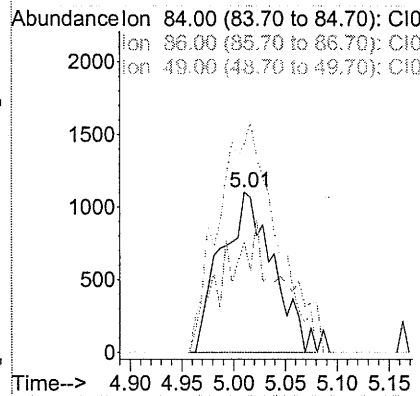
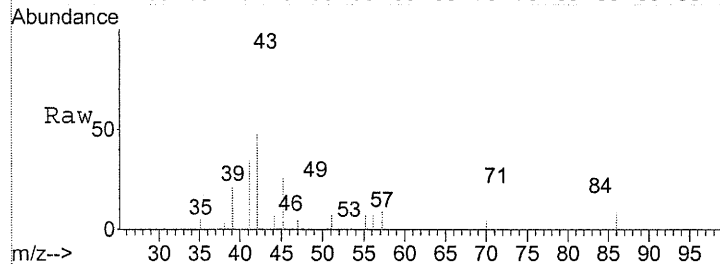
#19  
 Carbon Disulfide  
 Concen: 0.22 PPB  
 RT: 4.57 min Scan# 508  
 Delta R.T. 0.01 min  
 Lab File: CI0582.D  
 Acq: 26 Sep 2005 6:21

Tgt Ion	Resp	Lower	Upper
76	51945		
76	100		
78	0.0	7.4	11.0#
44	0.0	13.6	20.4#



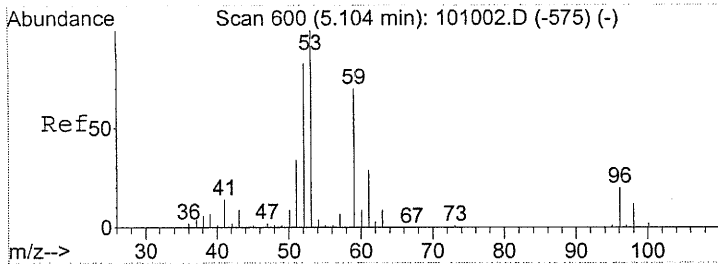
#22  
 Methylene Chloride  
 Concen: 0.55 PPB  
 RT: 5.02 min Scan# 585  
 Delta R.T. 0.02 min  
 Lab File: CI0582.D  
 Acq: 26 Sep 2005 6:21

Tgt Ion	Resp	Lower	Upper
84	38921		
84	100		
86	92.4	56.4	84.6#
49	155.2	155.8	233.6#



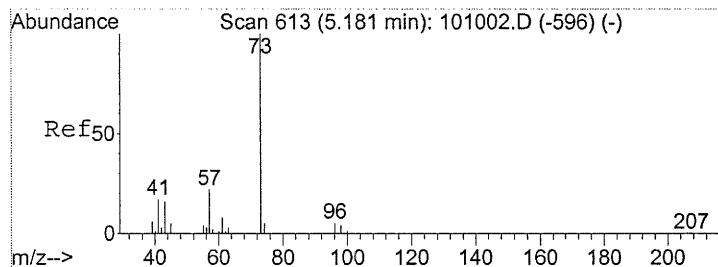
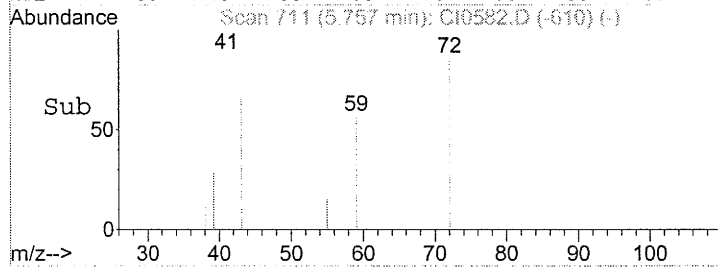
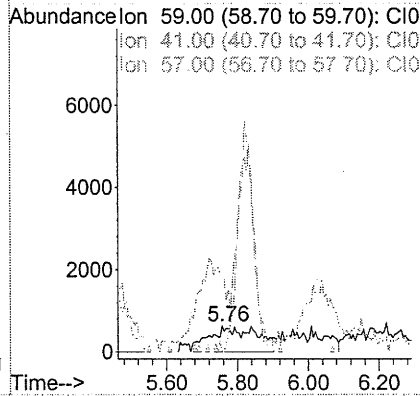
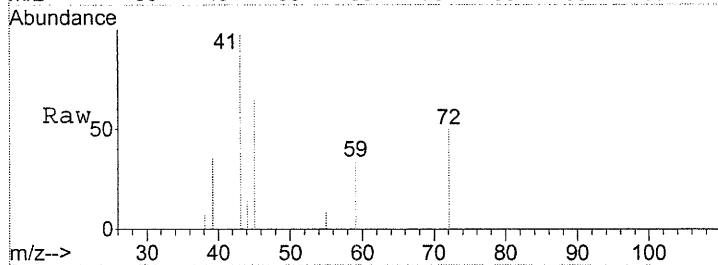
#142





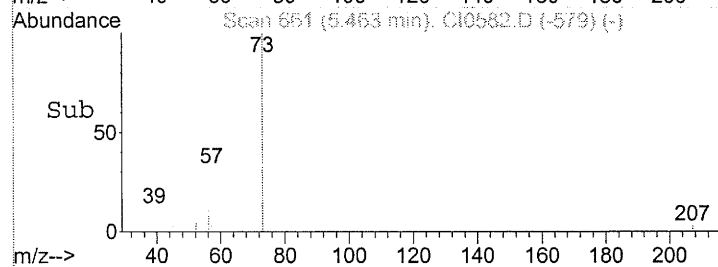
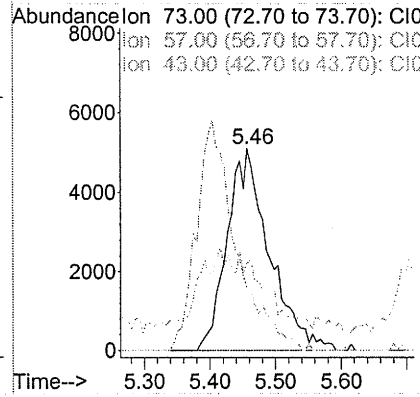
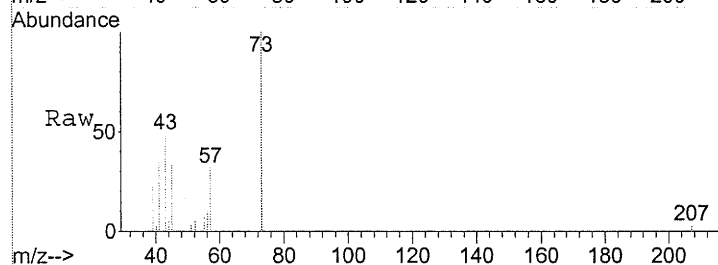
#23  
 tert-Butyl Alcohol  
 Concen: 0.62 PPB m  
 RT: 5.76 min Scan# 711  
 Delta R.T. 0.09 min  
 Lab File: CI0582.D  
 Acq: 26 Sep 2005 6:21

Tgt Ion	Resp	Lower	Upper
59	97481		
59	100		
41	0.0	0.0	0.0
57	0.0	0.0	0.0

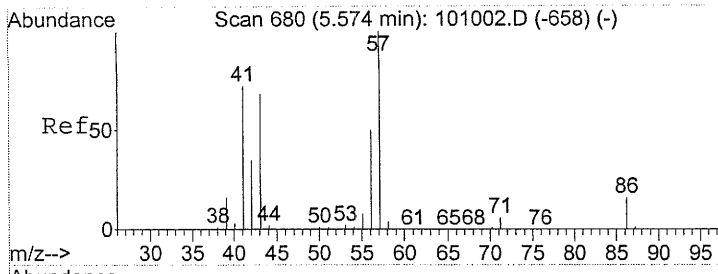


#26  
 Methyl t-Butyl Ether  
 Concen: 1.13 PPB  
 RT: 5.46 min Scan# 661  
 Delta R.T. -0.02 min  
 Lab File: CI0582.D  
 Acq: 26 Sep 2005 6:21

Tgt Ion	Resp	Lower	Upper
73	227740		
73	100		
57	0.0	28.2	42.2#
43	0.0	22.9	34.3#



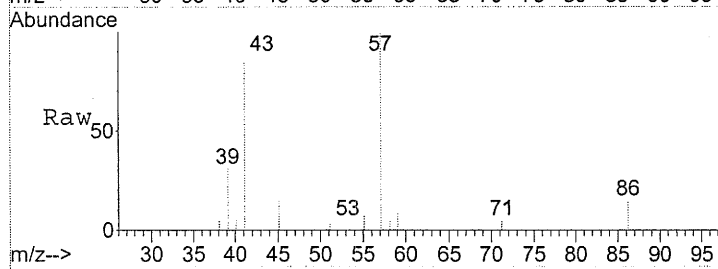
8143



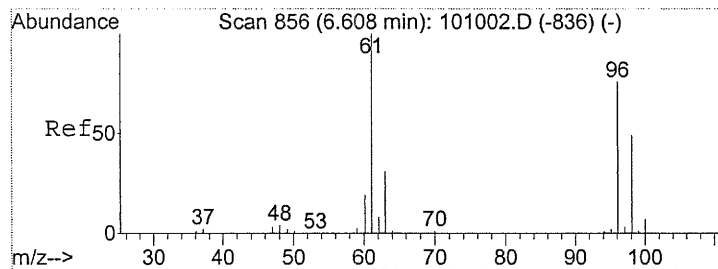
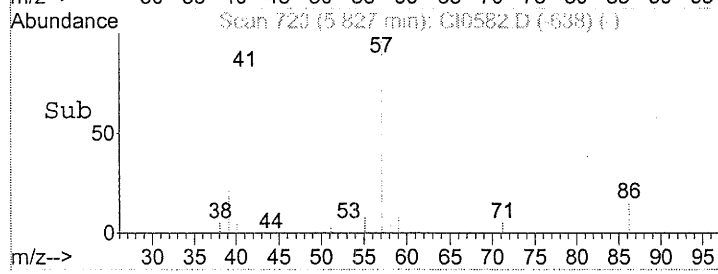
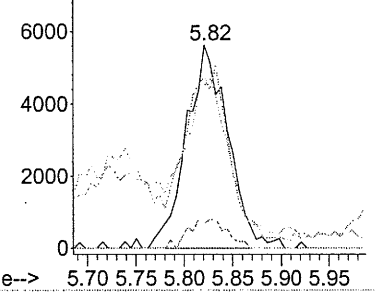
#27  
 Hexane  
 Concen: 1.23 PPB  
 RT: 5.83 min Scan# 723  
 Delta R.T. -0.00 min  
 Lab File: CI0582.D  
 Acq: 26 Sep 2005 6:21

Tgt Ion: 57 Resp: 168848

Ion	Ratio	Lower	Upper
57	100		
41	92.4	60.4	90.6#
43	84.7	53.3	79.9#
86	13.1	10.2	15.2



Abundance  
 Ion 57.00 (56.70 to 57.70): ClO  
 Ion 41.00 (40.70 to 41.70): ClO  
 Ion 43.00 (42.70 to 43.70): ClO  
 Ion 86.00 (85.70 to 86.70): ClO

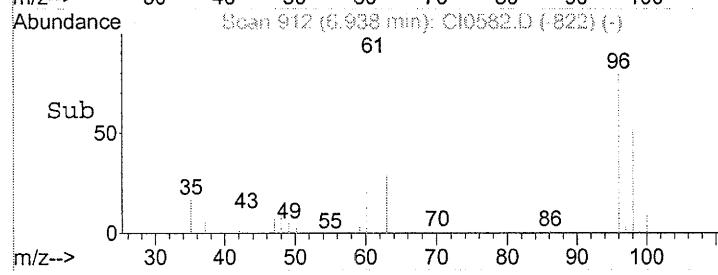
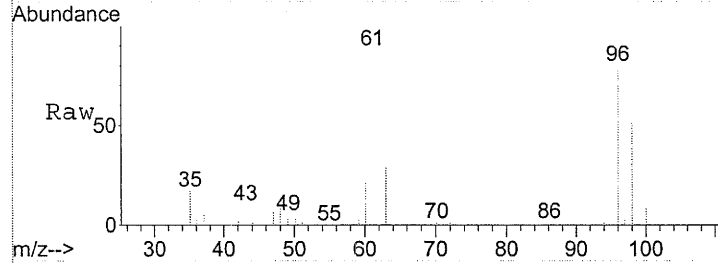
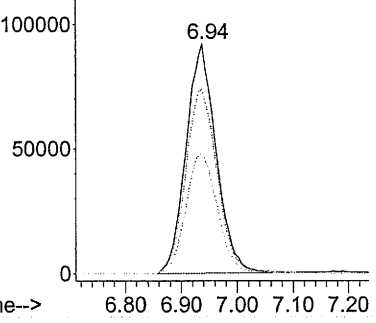


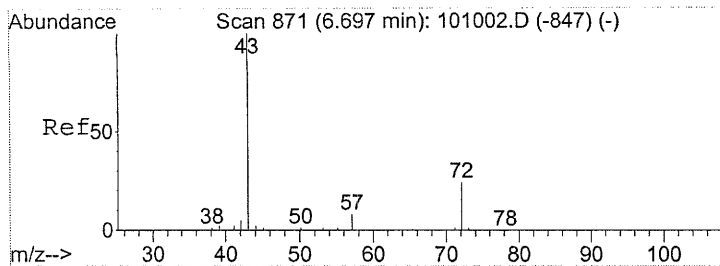
#30  
 cis-1,2-Dichloroethene  
 Concen: 31.21 PPB  
 RT: 6.94 min Scan# 912  
 Delta R.T. 0.03 min  
 Lab File: CI0582.D  
 Acq: 26 Sep 2005 6:21

Tgt Ion: 61 Resp: 3430890

Ion	Ratio	Lower	Upper
61	100		
96	84.4	53.8	80.8#
98	54.6	34.8	52.2#

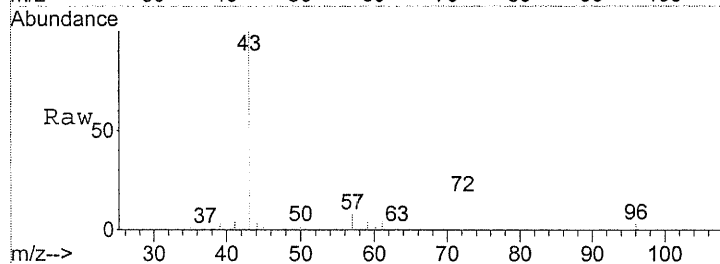
Abundance  
 Ion 61.00 (60.70 to 61.70): ClO  
 Ion 96.00 (95.70 to 96.70): ClO  
 Ion 98.00 (97.70 to 98.70): ClO



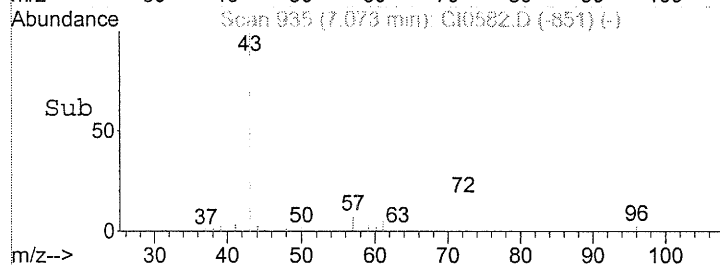
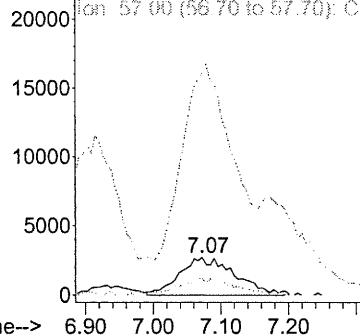


#31  
 2-Butanone  
 Concen: 5.45 PPB  
 RT: 7.07 min Scan# 935  
 Delta R.T. -0.01 min  
 Lab File: CI0582.D  
 Acq: 26 Sep 2005 6:21

Tgt Ion	Resp	Lower	Upper
72	155379		
72	100		
43	579.1	415.1	622.7
57	0.0	28.9	43.3#

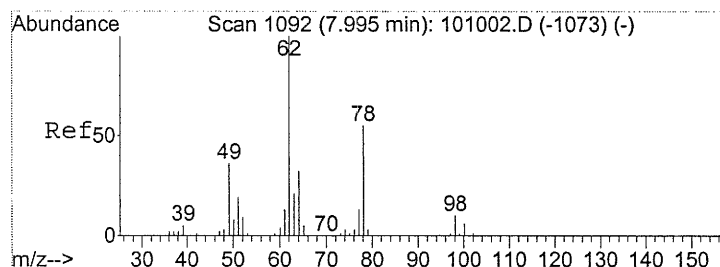


Abundance Ion 72.00 (71.70 to 72.70): ClO  
 Ion 43.00 (42.70 to 43.70): ClO  
 Ion 57.00 (56.70 to 57.70): ClO

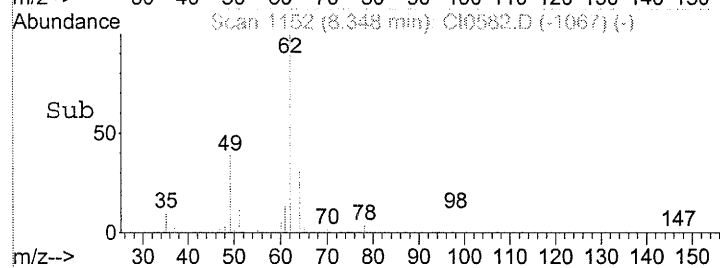
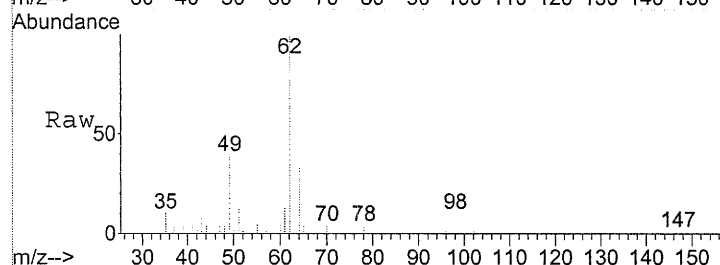
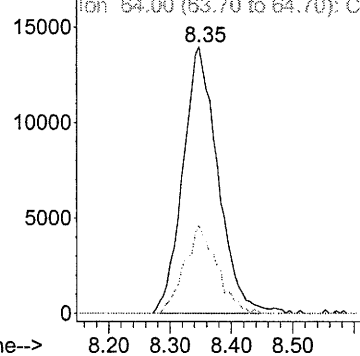


#38  
 1,2-Dichloroethane  
 Concen: 5.19 PPB  
 RT: 8.35 min Scan# 1152  
 Delta R.T. 0.00 min  
 Lab File: CI0582.D  
 Acq: 26 Sep 2005 6:21

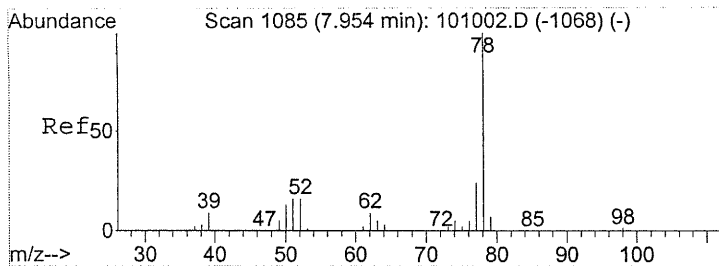
Tgt Ion	Resp	Lower	Upper
62	555616		
62	100		
64	30.0	24.6	36.8



Abundance Ion 62.00 (61.70 to 62.70): ClO  
 Ion 64.00 (63.70 to 64.70): ClO



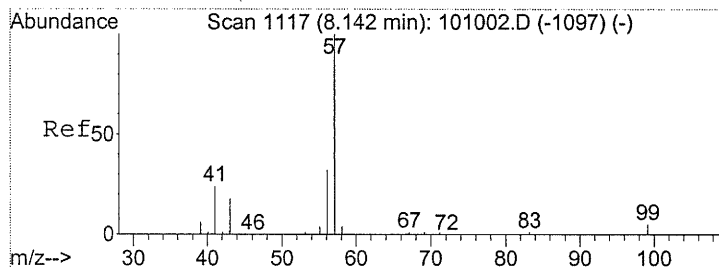
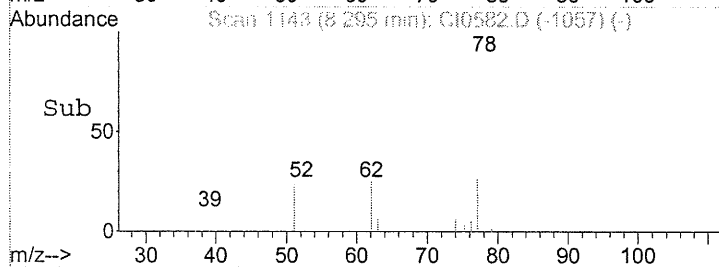
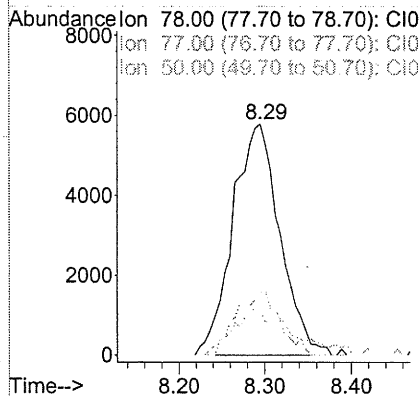
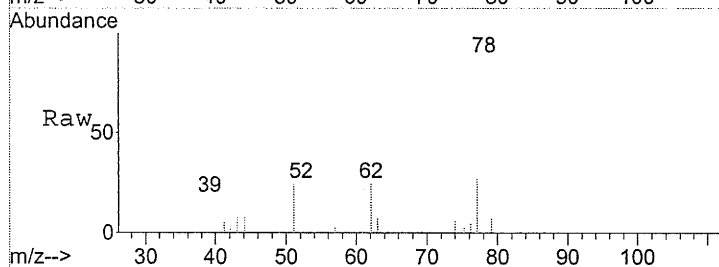
0145



#39  
Benzene  
Concen: 0.96 PPB  
RT: 8.29 min Scan# 1143  
Delta R.T. 0.01 min  
Lab File: CI0582.D  
Acq: 26 Sep 2005 6:21

Tgt Ion: 78 Resp: 220162

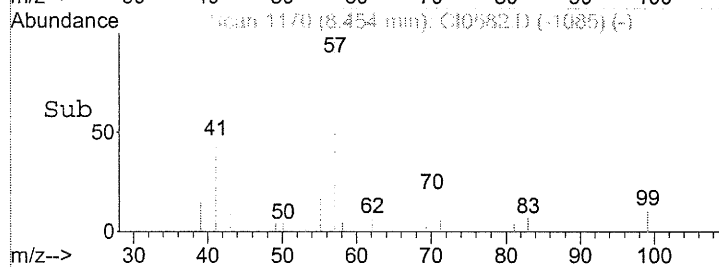
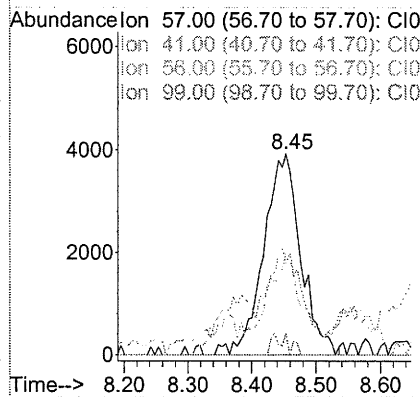
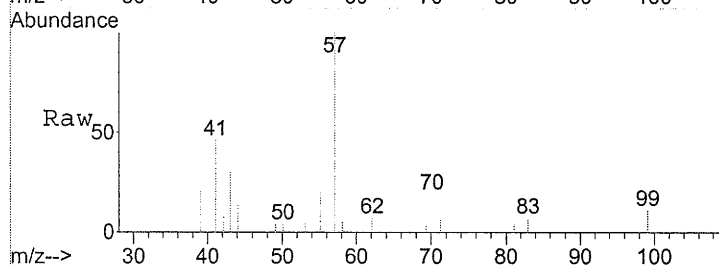
Ion	Ratio	Lower	Upper
78	100		
77	25.5	18.6	27.8
50	0.0	16.9	25.3#



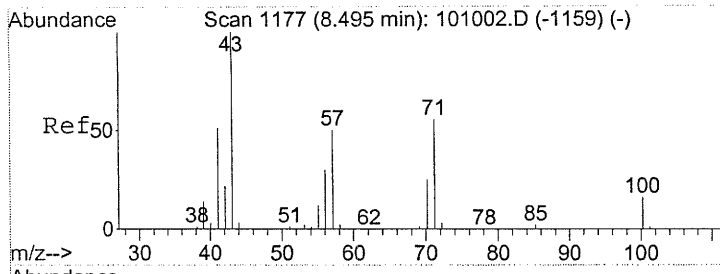
#40  
Isooctane  
Concen: 0.39 PPB  
RT: 8.46 min Scan# 1170  
Delta R.T. -0.00 min  
Lab File: CI0582.D  
Acq: 26 Sep 2005 6:21

Tgt Ion: 57 Resp: 158359

Ion	Ratio	Lower	Upper
57	100		
41	0.0	18.7	28.1#
56	34.9	25.7	38.5
99	0.0	3.5	5.3#



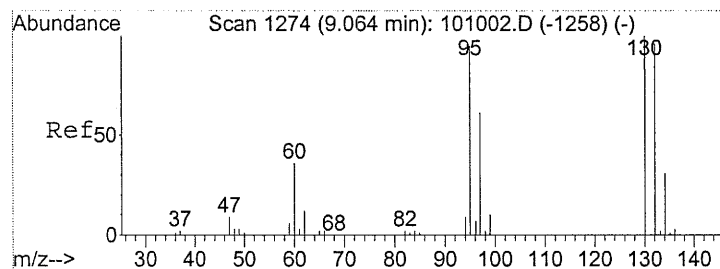
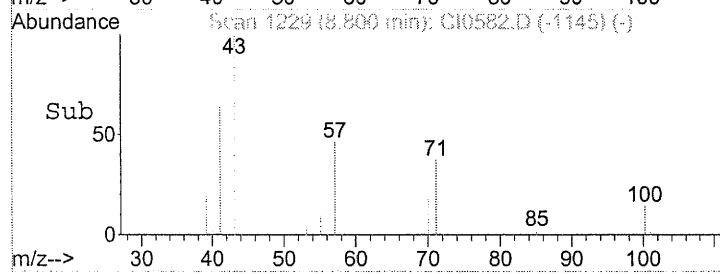
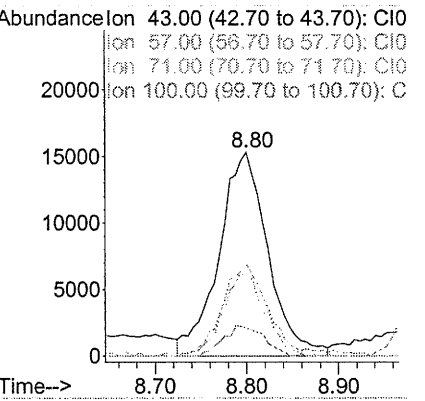
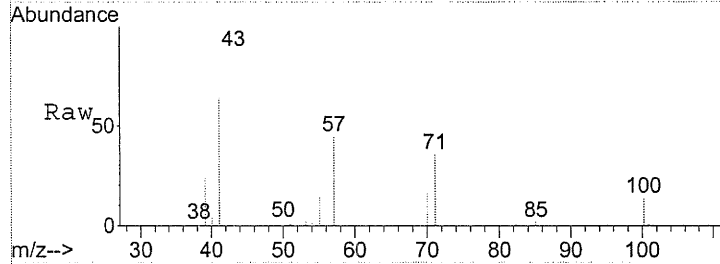
0146



#41  
 Heptane  
 Concen: 3.22 PPB m  
 RT: 8.80 min Scan# 1229  
 Delta R.T. -0.01 min  
 Lab File: CI0582.D  
 Acq: 26 Sep 2005 6:21

Tgt Ion: 43 Resp: 565716

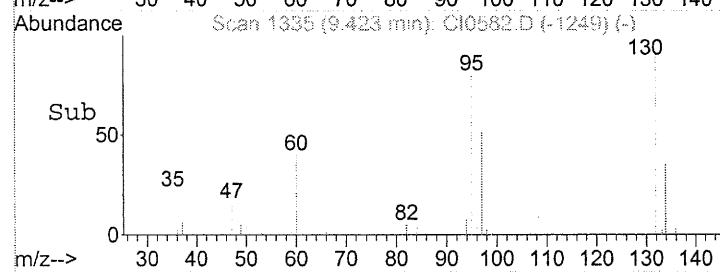
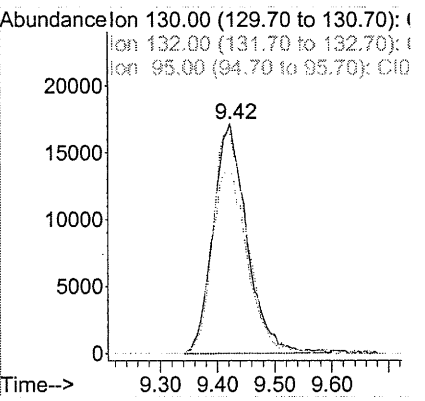
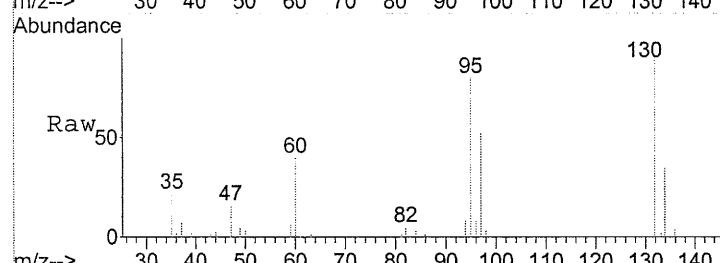
Ion	Ratio	Lower	Upper
43	100		
57	43.3	39.4	59.2
71	34.9	30.1	45.1
100	12.2	11.7	17.5



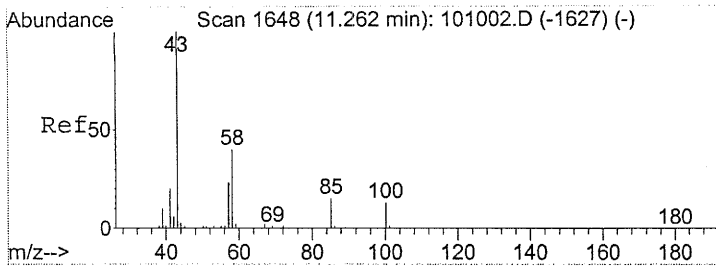
#42  
 Trichloroethene  
 Concen: 3.75 PPB  
 RT: 9.42 min Scan# 1335  
 Delta R.T. 0.00 min  
 Lab File: CI0582.D  
 Acq: 26 Sep 2005 6:21

Tgt Ion: 130 Resp: 702737

Ion	Ratio	Lower	Upper
130	100		
132	101.3	77.6	116.4
95	83.2	67.4	101.2

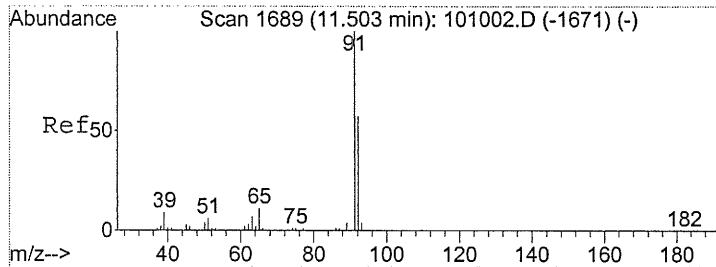
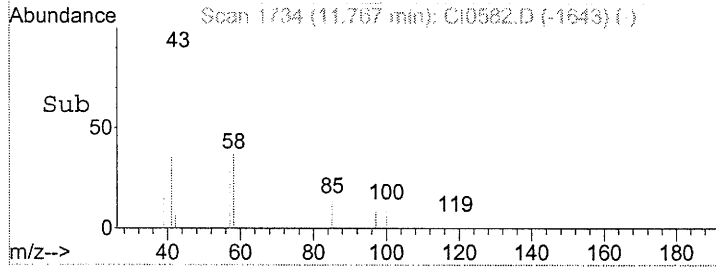
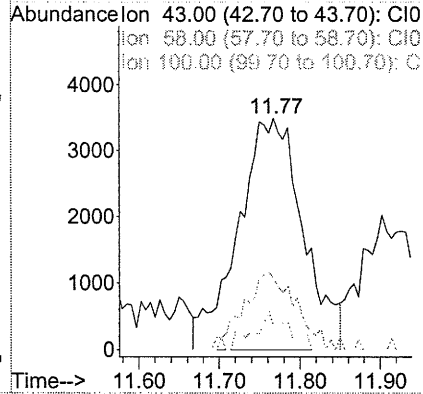
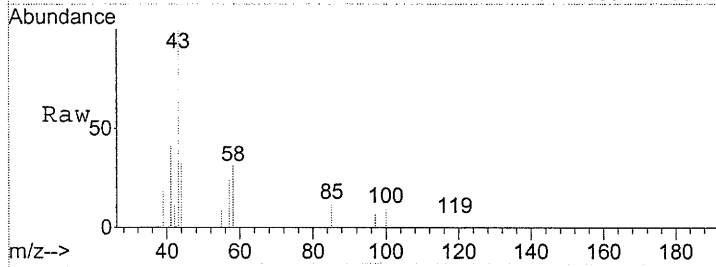


#147



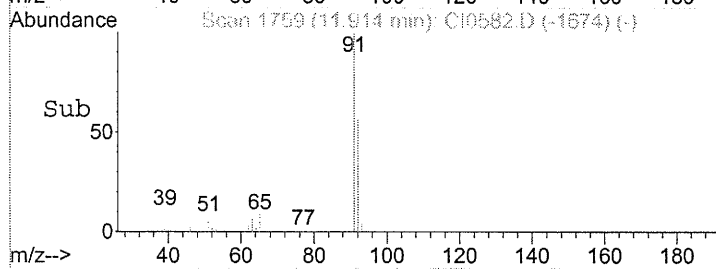
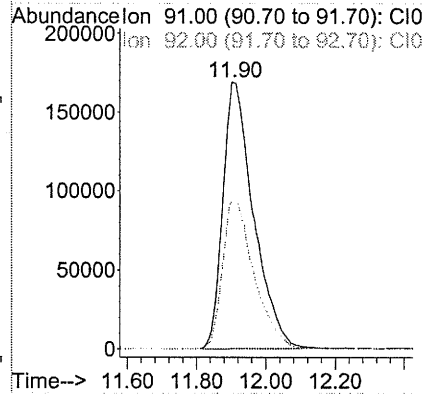
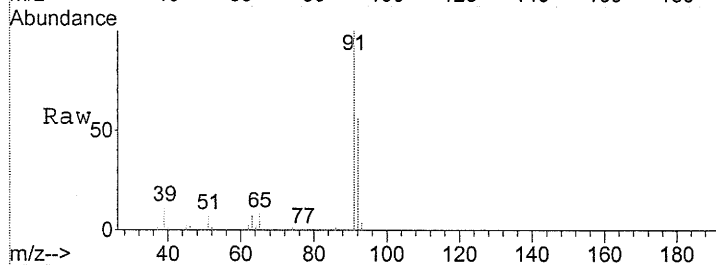
#50  
 4-Methyl-2-Pentanone  
 Concen: 0.61 PPB m  
 RT: 11.77 min Scan# 1734  
 Delta R.T. 0.03 min  
 Lab File: CI0582.D  
 Acq: 26 Sep 2005 6:21

Tgt Ion	Resp	Lower	Upper
43	191422		
58	27.5	30.8	46.2#
100	0.0	9.9	14.9#

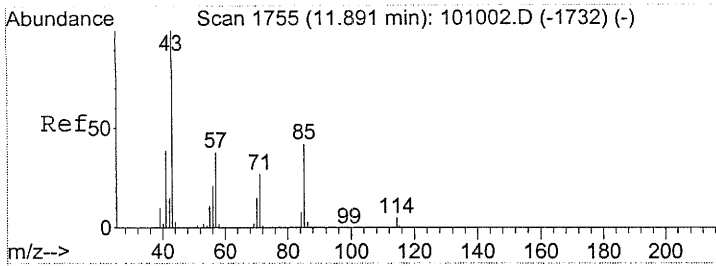


#52  
 Toluene  
 Concen: 24.36 PPB  
 RT: 11.91 min Scan# 1759  
 Delta R.T. -0.00 min  
 Lab File: CI0582.D  
 Acq: 26 Sep 2005 6:21

Tgt Ion	Resp	Lower	Upper
91	10344484		
92	57.2	47.2	70.8

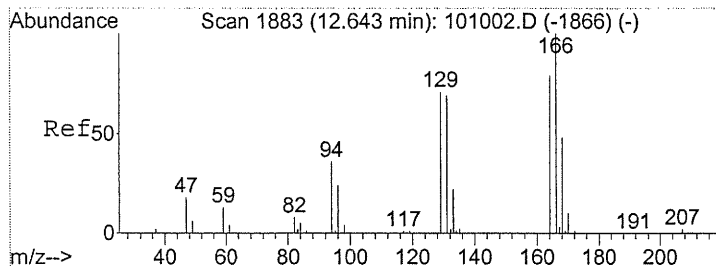
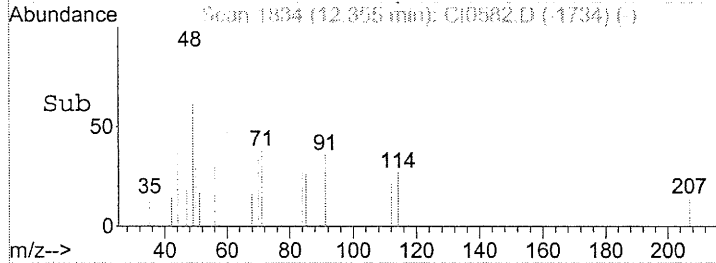
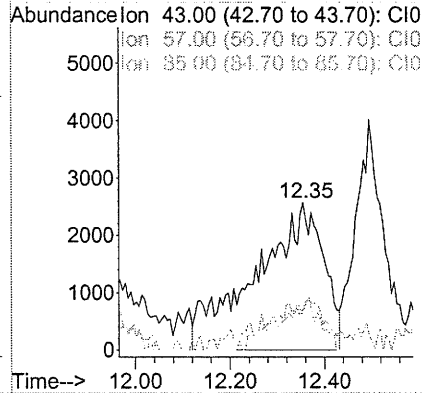
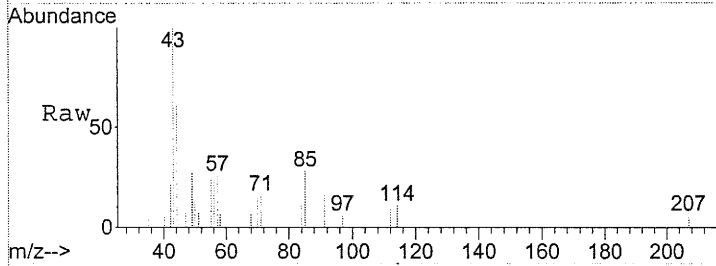


8148



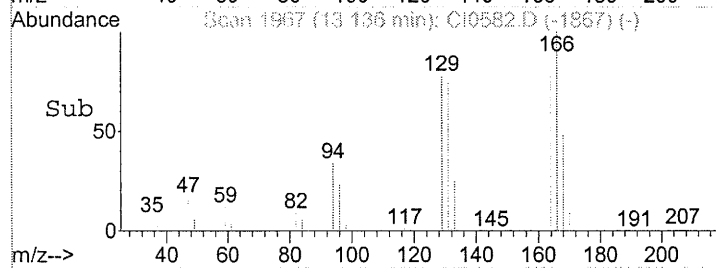
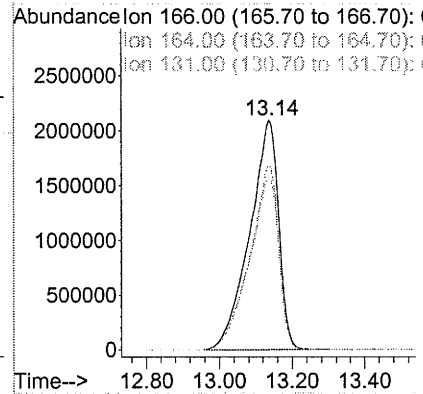
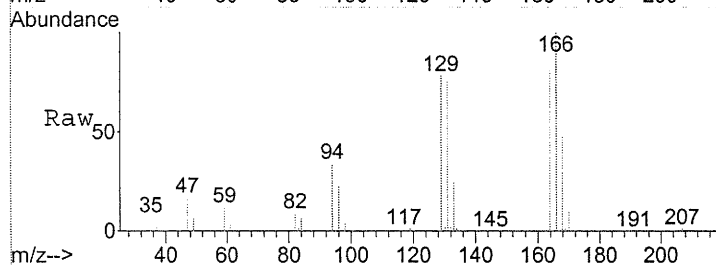
#53  
 Octane  
 Concen: 0.83 PPB m  
 RT: 12.35 min Scan# 1834  
 Delta R.T. 0.09 min  
 Lab File: CI0582.D  
 Acq: 26 Sep 2005 6:21

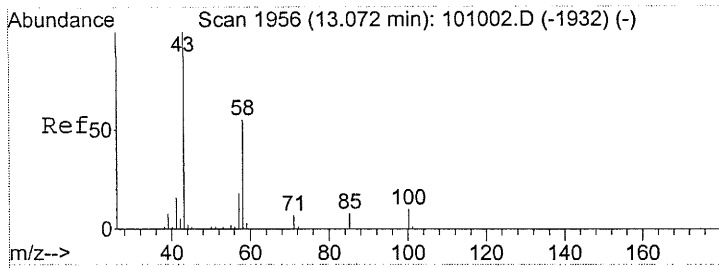
Tgt Ion:	Resp:	Lower	Upper
43	256444		
57	17.4	32.2	48.4#
85	0.0	28.1	42.1#



#57  
 Tetrachloroethene  
 Concen: 422.45 PPB  
 RT: 13.14 min Scan# 1967  
 Delta R.T. 0.09 min  
 Lab File: CI0582.D  
 Acq: 26 Sep 2005 6:21

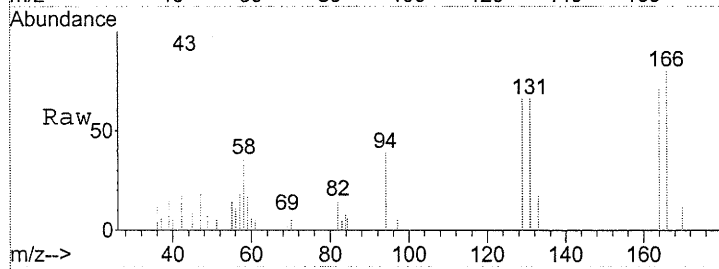
Tgt Ion:	Resp:	Lower	Upper
166	115532463		
164	80.1	63.2	94.8
131	76.8	59.0	88.4



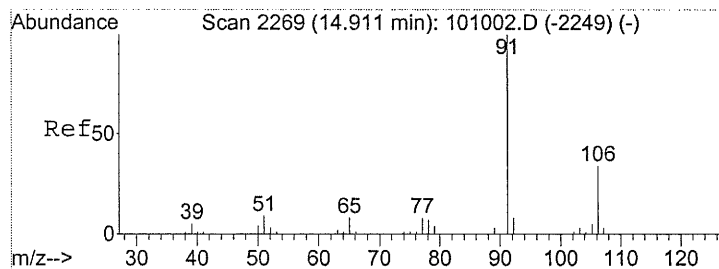
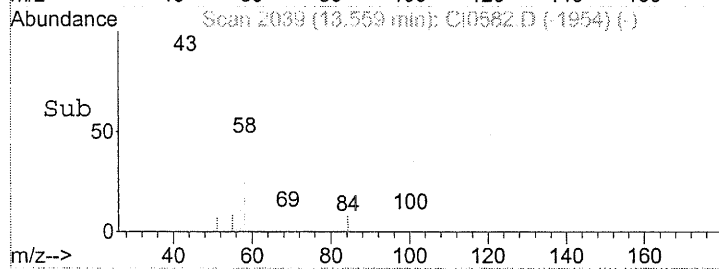
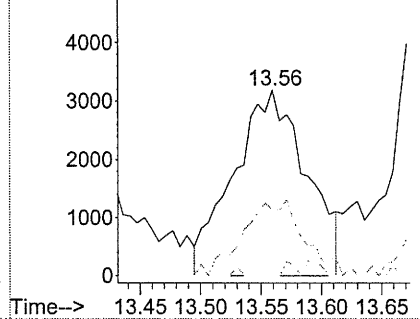


#58  
 2-Hexanone  
 Concen: 0.43 PPB m  
 RT: 13.56 min Scan# 2039  
 Delta R.T. -0.00 min  
 Lab File: CI0582.D  
 Acq: 26 Sep 2005 6:21

Tgt Ion	Resp	Lower	Upper
43	137464		
58	89.5	42.6	63.8#
85	0.0	5.8	8.6#

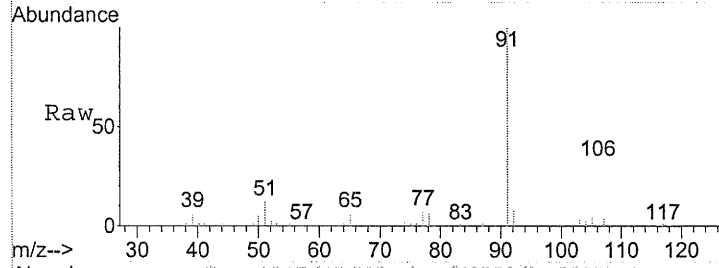


Abundance Ion 43.00 (42.70 to 43.70): ClO  
 Ion 58.00 (57.70 to 58.70): ClO  
 Ion 85.00 (84.70 to 85.70): ClO

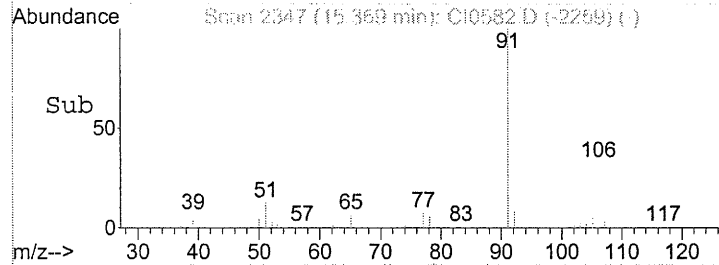
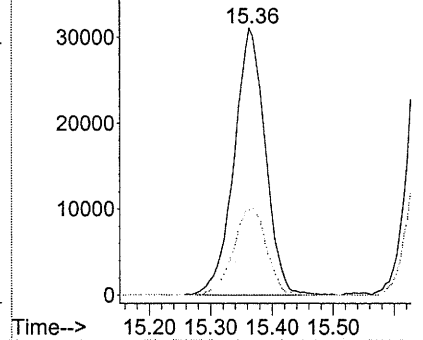


#63  
 Ethylbenzene  
 Concen: 3.28 PPB  
 RT: 15.37 min Scan# 2347  
 Delta R.T. 0.02 min  
 Lab File: CI0582.D  
 Acq: 26 Sep 2005 6:21

Tgt Ion	Resp	Lower	Upper
91	1098325		
106	34.0	27.7	41.5

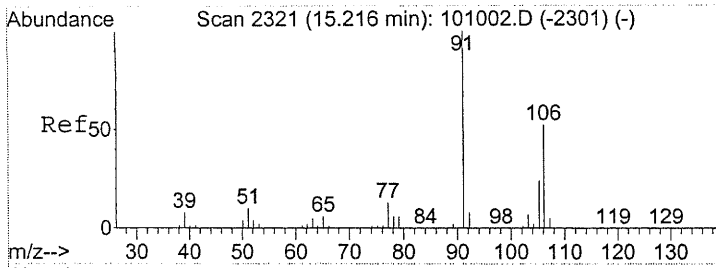


Abundance Ion 91.00 (90.70 to 91.70): ClO  
 Ion 106.00 (105.70 to 106.70): ClO



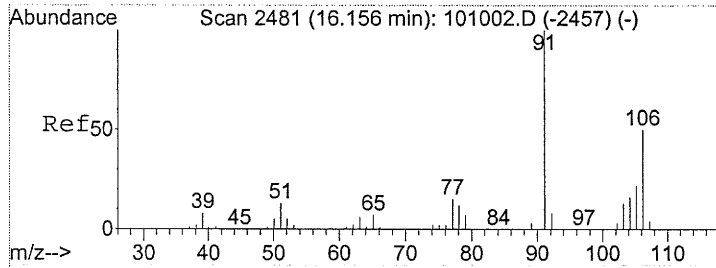
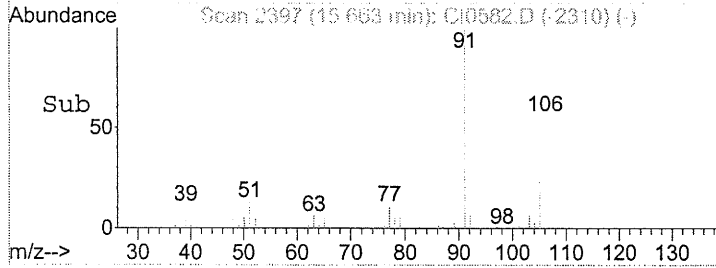
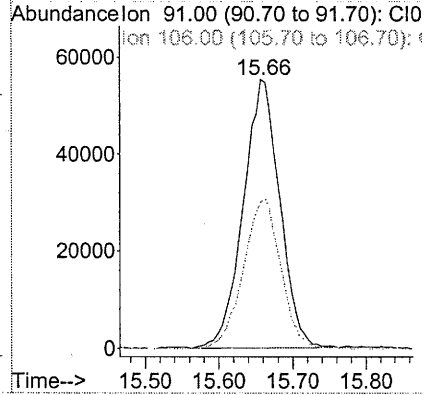
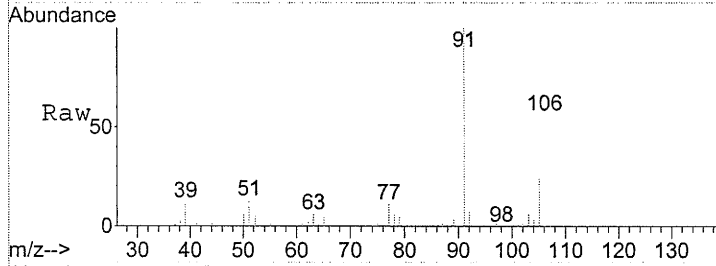
0150





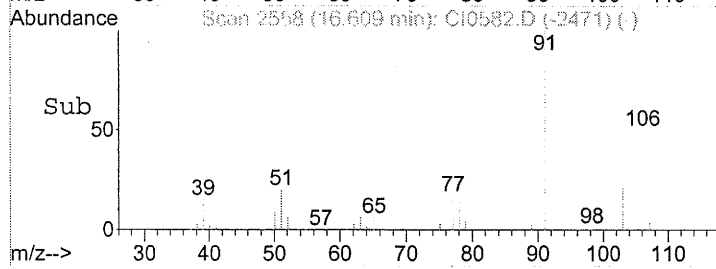
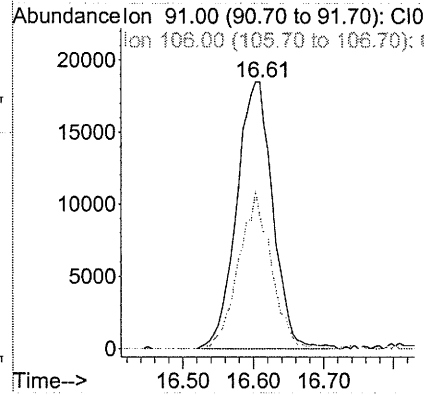
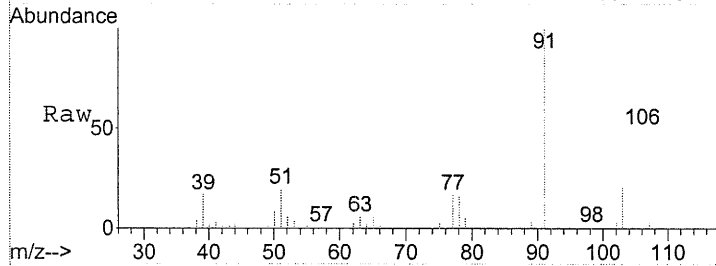
#64  
 m/p-Xylene  
 Concen: 6.84 PPB  
 RT: 15.66 min Scan# 2397  
 Delta R.T. 0.01 min  
 Lab File: CI0582.D  
 Acq: 26 Sep 2005 6:21

Tgt Ion: 91 Resp: 1885813  
 Ion Ratio Lower Upper  
 91 100  
 106 56.9 43.1 64.7

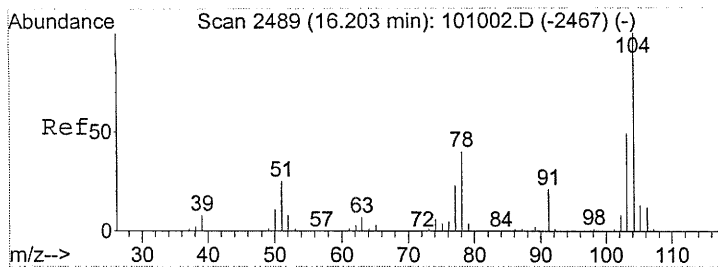


#65  
 o-Xylene  
 Concen: 2.42 PPB  
 RT: 16.61 min Scan# 2558  
 Delta R.T. 0.01 min  
 Lab File: CI0582.D  
 Acq: 26 Sep 2005 6:21

Tgt Ion: 91 Resp: 653422  
 Ion Ratio Lower Upper  
 91 100  
 106 53.2 41.1 61.7

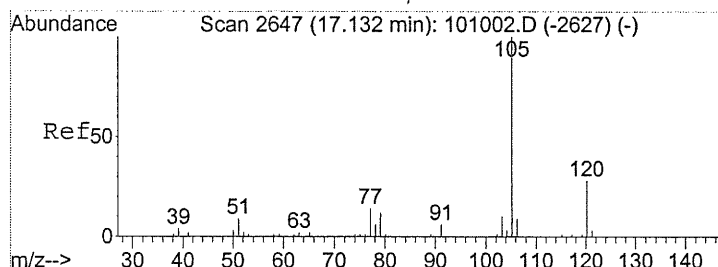
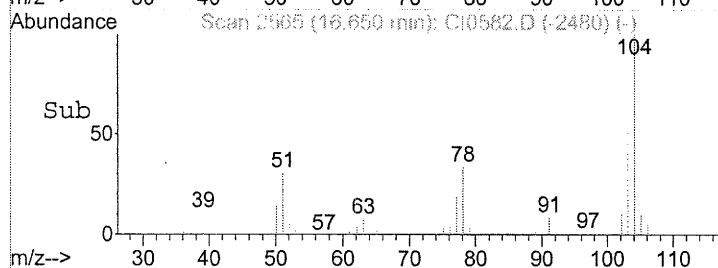
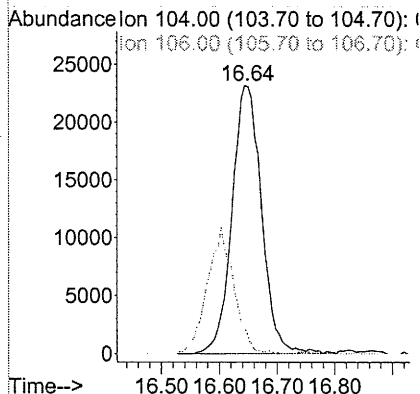
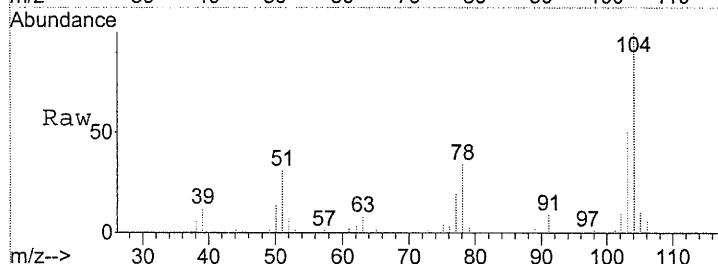


0151



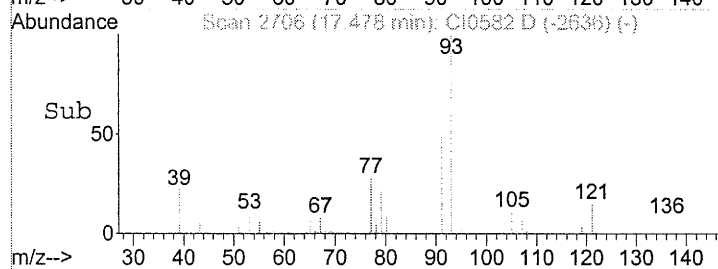
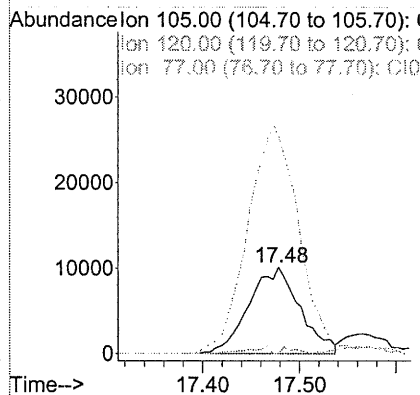
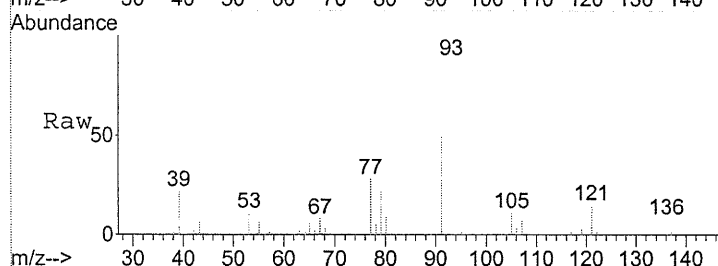
#66  
 Styrene  
 Concen: 3.69 PPB  
 RT: 16.65 min Scan# 2565  
 Delta R.T. 0.00 min  
 Lab File: CI0582.D  
 Acq: 26 Sep 2005 6:21

Tgt Ion:104 Resp: 820788  
 Ion Ratio Lower Upper  
 104 100  
 106 0.0 0.0 0.0

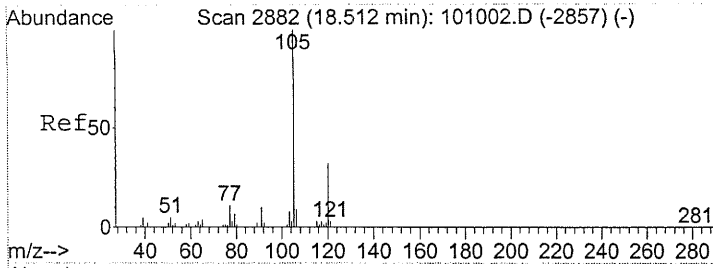


#68  
 Cumene  
 Concen: 1.06 PPB  
 RT: 17.48 min Scan# 2706  
 Delta R.T. -0.09 min  
 Lab File: CI0582.D  
 Acq: 26 Sep 2005 6:21

Tgt Ion:105 Resp: 368188  
 Ion Ratio Lower Upper  
 105 100  
 120 0.0 23.2 34.8#  
 77 265.0 10.4 15.6#

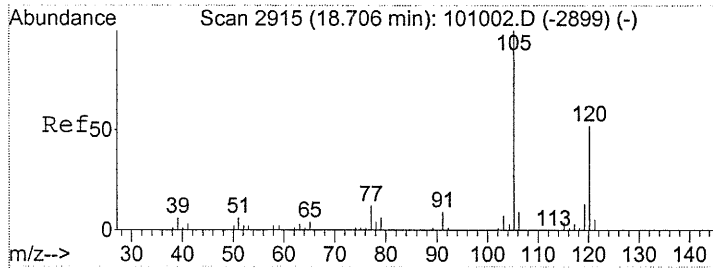
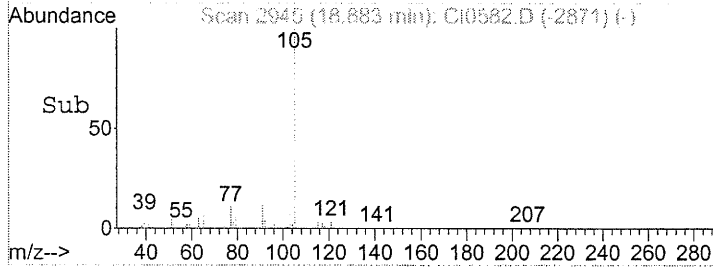
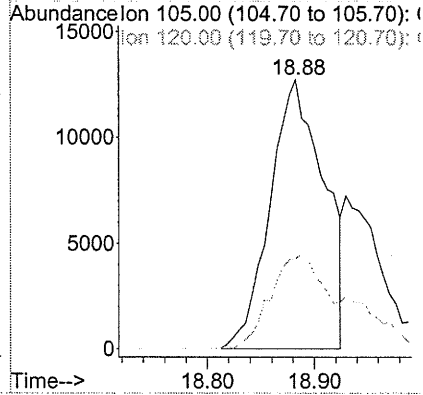
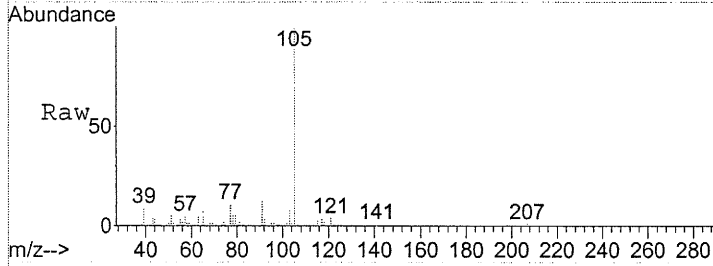


0152



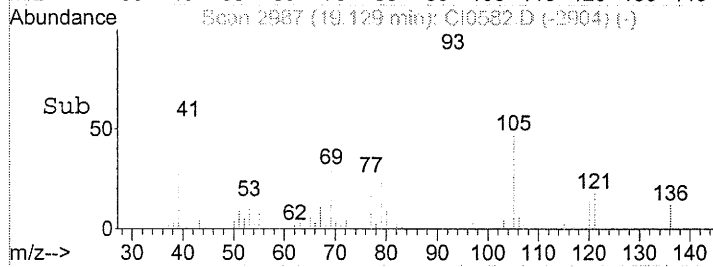
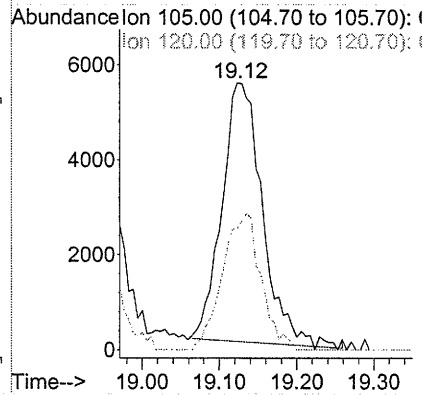
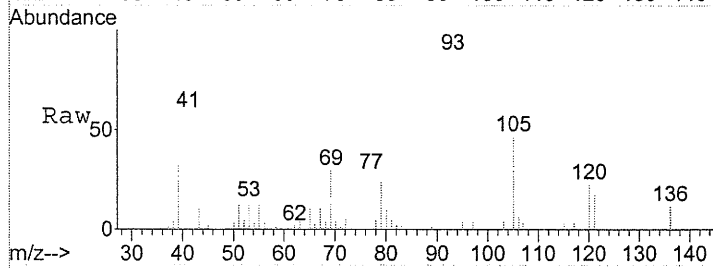
#72  
 4-Ethyltoluene  
 Concen: 0.98 PPB m  
 RT: 18.88 min Scan# 2945  
 Delta R.T. -0.07 min  
 Lab File: CI0582.D  
 Acq: 26 Sep 2005 6:21

Tgt Ion: 105 Resp: 417703  
 Ion Ratio Lower Upper  
 105 100  
 120 52.4 25.8 38.6#

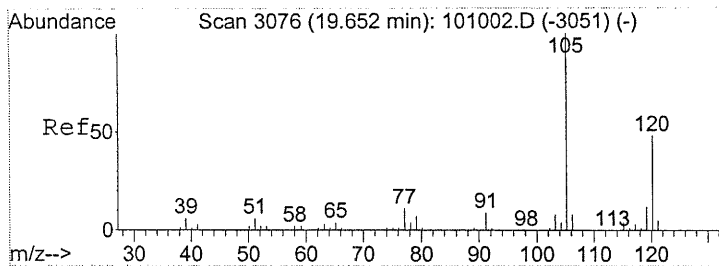


#73  
 1,3,5-Trimethylbenzene  
 Concen: 0.53 PPB  
 RT: 19.13 min Scan# 2987  
 Delta R.T. -0.01 min  
 Lab File: CI0582.D  
 Acq: 26 Sep 2005 6:21

Tgt Ion: 105 Resp: 196008  
 Ion Ratio Lower Upper  
 105 100  
 120 50.1 42.2 63.4

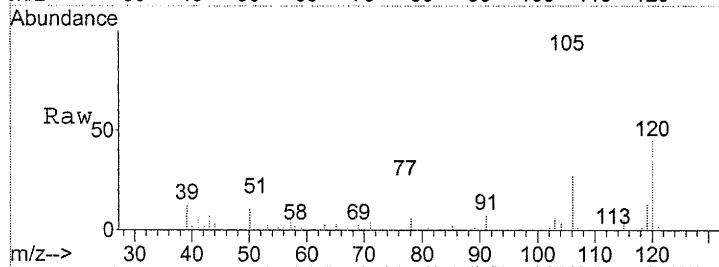


0153

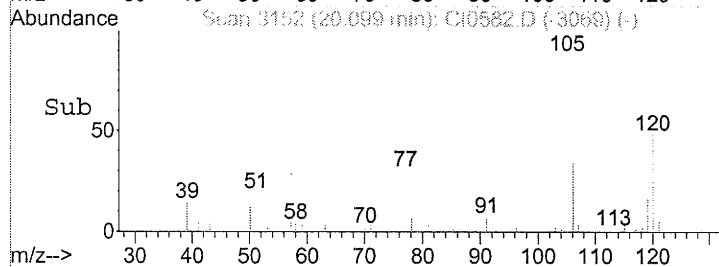
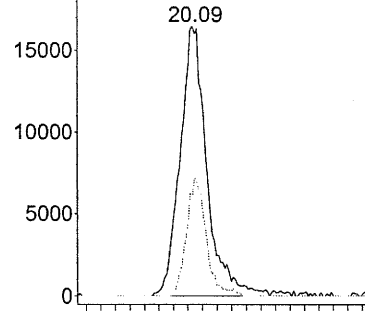


#75  
 1,2,4-Trimethylbenzene  
 Concen: 2.27 PPB  
 RT: 20.10 min Scan# 3152  
 Delta R.T. -0.02 min  
 Lab File: CI0582.D  
 Acq: 26 Sep 2005 6:21

Tgt Ion: 105 Resp: 843963  
 Ion Ratio Lower Upper  
 105 100  
 120 31.8 40.5 60.7#



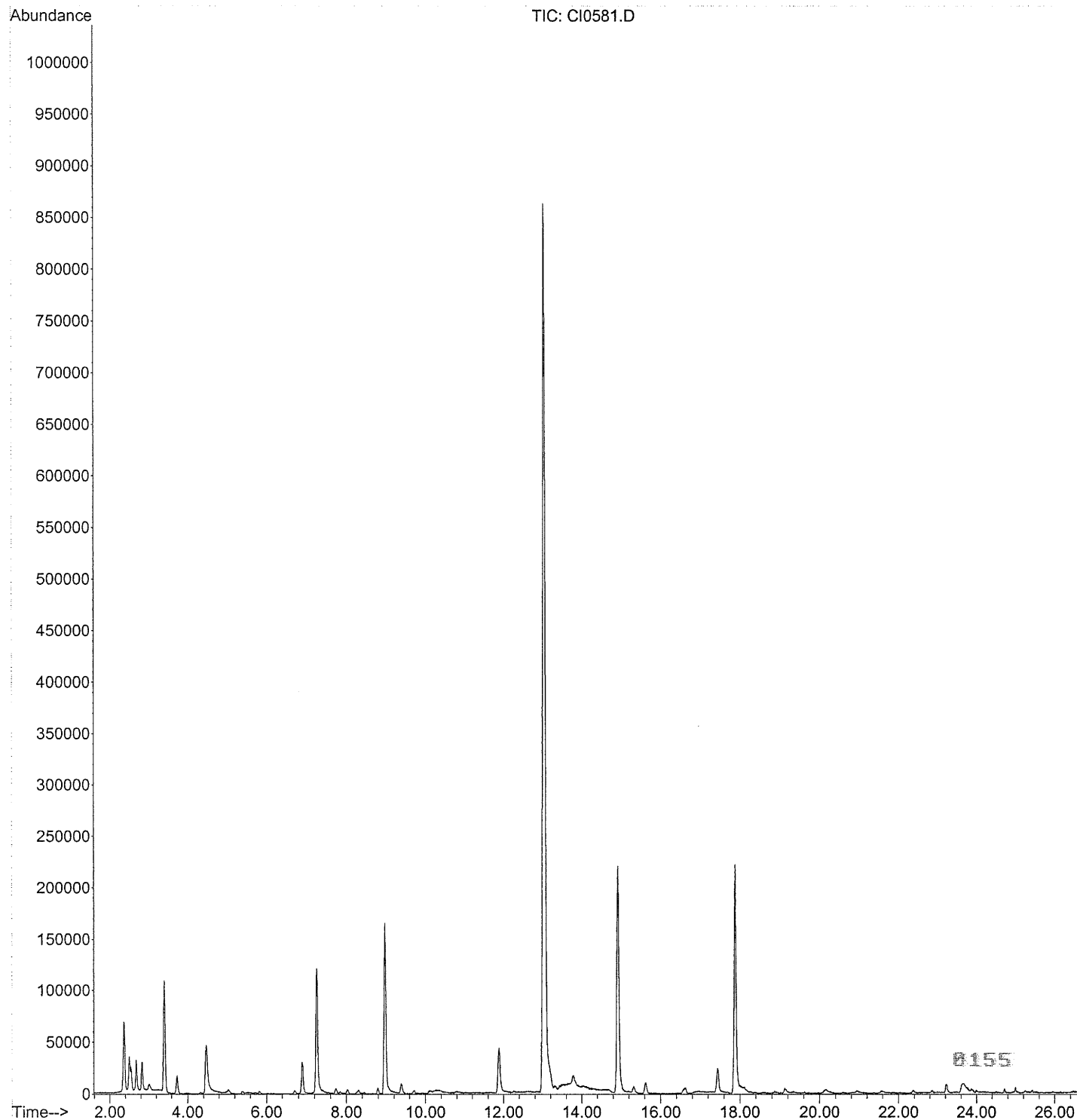
Abundance Ion 105.00 (104.70 to 105.70):  
 Ion 120.00 (119.70 to 120.70):



Time--> 19.80 20.00 20.20 20.40

Data Path : C:\MSDCHEM\1\DATA\SEP25\  
Data File : CI0581.D  
Acq On : 26 Sep 2005 5:44  
Operator : JBS  
Sample : 4600662 50CC  
Misc :  
ALS Vial : 28 Sample Multiplier: 1

Quant Time: Sep 27 21:21:32 2005  
Quant Method : C:\MSDCHEM\1\METHODS\ALLTO15.M  
Quant Title :  
QLast Update : Mon Sep 26 08:28:19 2005  
Response via : Initial Calibration



Data Path : C:\MSDCHEM\1\DATA\SEP25\  
 Data File : CI0581.D  
 Acq On : 26 Sep 2005 5:44  
 Operator : JBS  
 Sample : 4600662 50CC  
 Misc :  
 ALS Vial : 28 Sample Multiplier: 1

Quant Time: Sep 27 21:21:32 2005  
 Quant Method : C:\MSDCHEM\1\METHODS\ALLTO15.M  
 Quant Title :  
 QLast Update : Mon Sep 26 08:28:19 2005  
 Response via : Initial Calibration

Internal Standards	R.T.	QIon	Response	Conc	Units	Dev (Min)
1) Bromochloromethane	7.26	130	735712	10.000		-0.02
37) 1,4-Difluorobenzene	8.97	114	2600148	10.000		-0.03
51) Chlorobenzene d5	14.92	117	2999861	10.000		-0.03

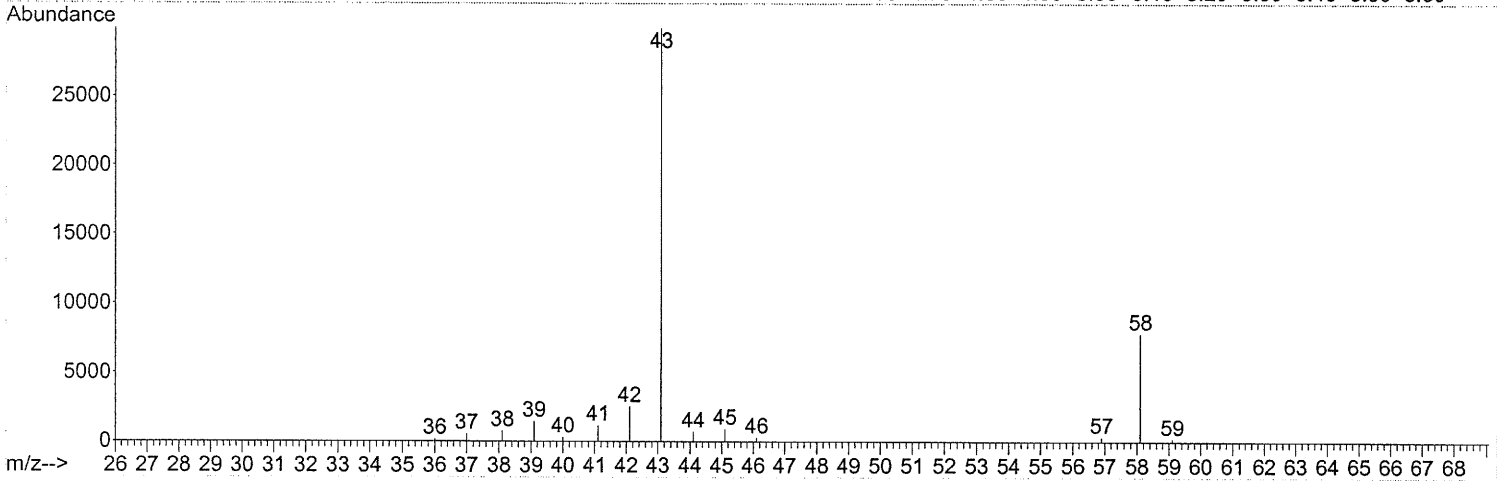
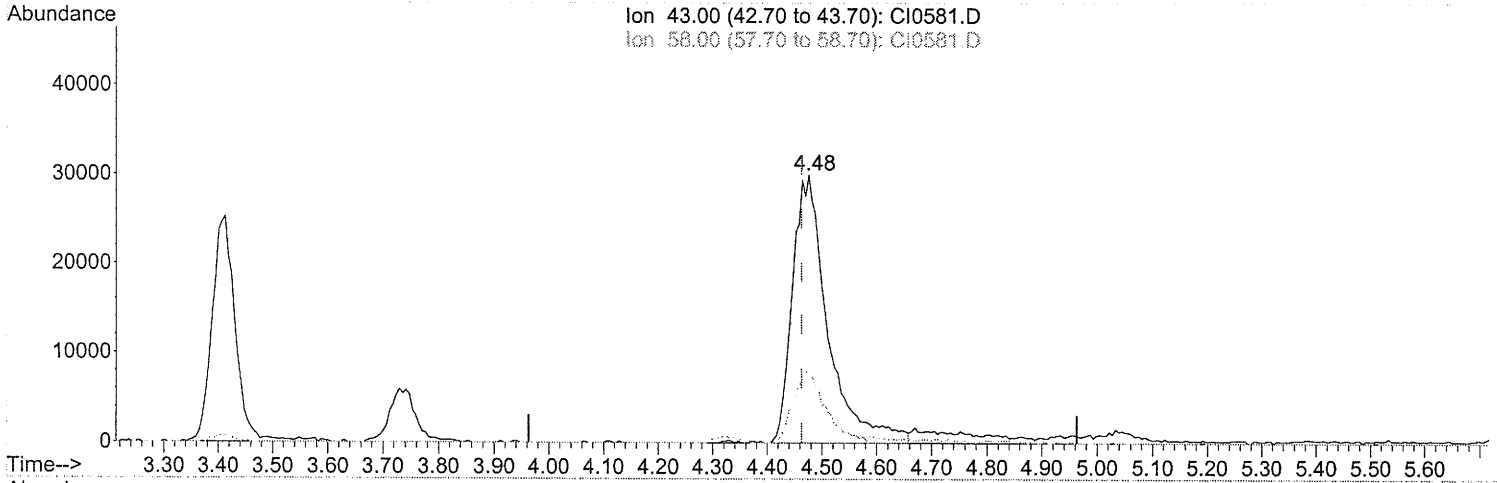
Target Compounds	R.T.	QIon	Response	Conc	Units	Qvalue
2) Propene	2.50	41	92189	1.365	PPB	# 44
4) Chlorodifluoromethane	2.55	51	417918	3.241	PPB	96
7) Vinyl Chloride	2.83	62	32170	0.443	PPB	# 44
13) Pentane	3.73	43	192680	1.285	PPB	# 51
17) Acetone	4.48	43	1331262m	12.113	PPB	
30) cis-1,2-Dichloroethene	6.90	61	279895	3.128	PPB	89
38) 1,2-Dichloroethane	8.32	62	43854	0.498	PPB	# 44
41) Heptane	8.79	43	41585	0.287	PPB	# 37
42) Trichloroethene	9.38	130	64120	0.416	PPB	88
52) Toluene	11.88	91	745854	1.409	PPB	98
57) Tetrachloroethene	13.04	166	6194837	18.169	PPB	99
63) Ethylbenzene	15.31	91	88467	0.212	PPB	# 40
64) m/p-Xylene	15.62	91	134997m	0.393	PPB	
66) Styrene	16.63	104	54062	0.195	PPB	# 100

(#) = qualifier out of range (m) = manual integration (+) = signals summed

0156

Data Path : C:\MSDCHEM\1\DATA\SEP25\  
 Data File : CI0581.D  
 Acq On : 26 Sep 2005 5:44  
 Operator : JBS  
 Sample : 4600662 50CC  
 Misc :  
 ALS Vial : 28 Sample Multiplier: 1

Quant Time: Sep 26 08:31:11 2005  
 Quant Method : C:\MSDCHEM\1\METHODS\ALLTO15.M  
 Quant Title :  
 QLast Update : Mon Sep 26 08:28:19 2005  
 Response via : Initial Calibration



(17) Acetone

4.476min (+0.013) 12.11PPB m

response 1331262

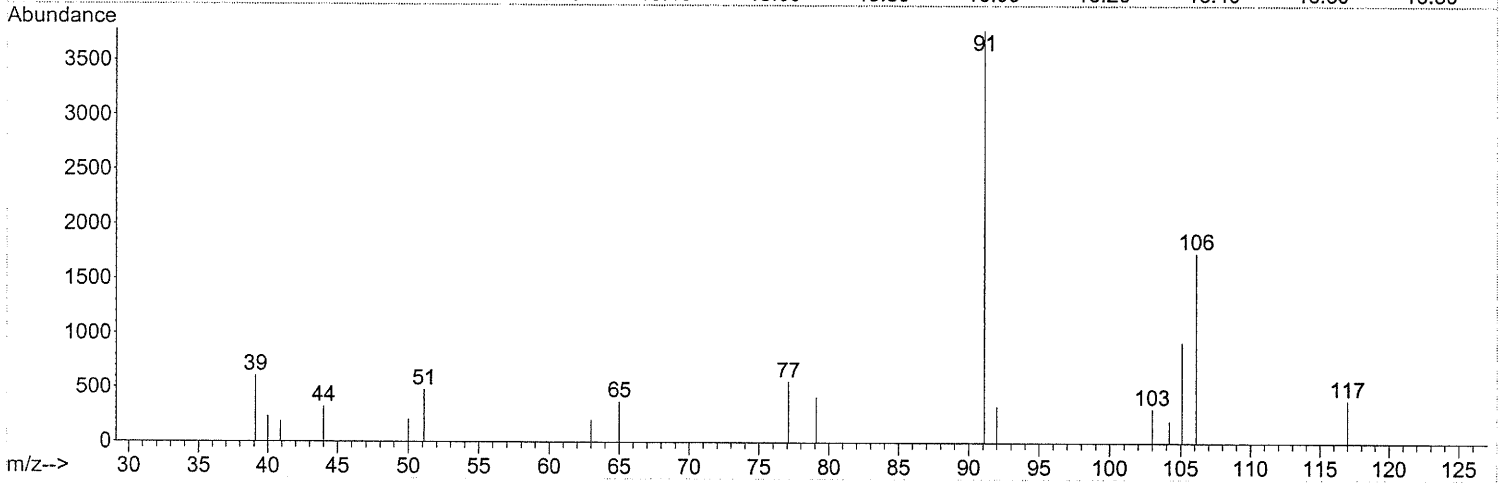
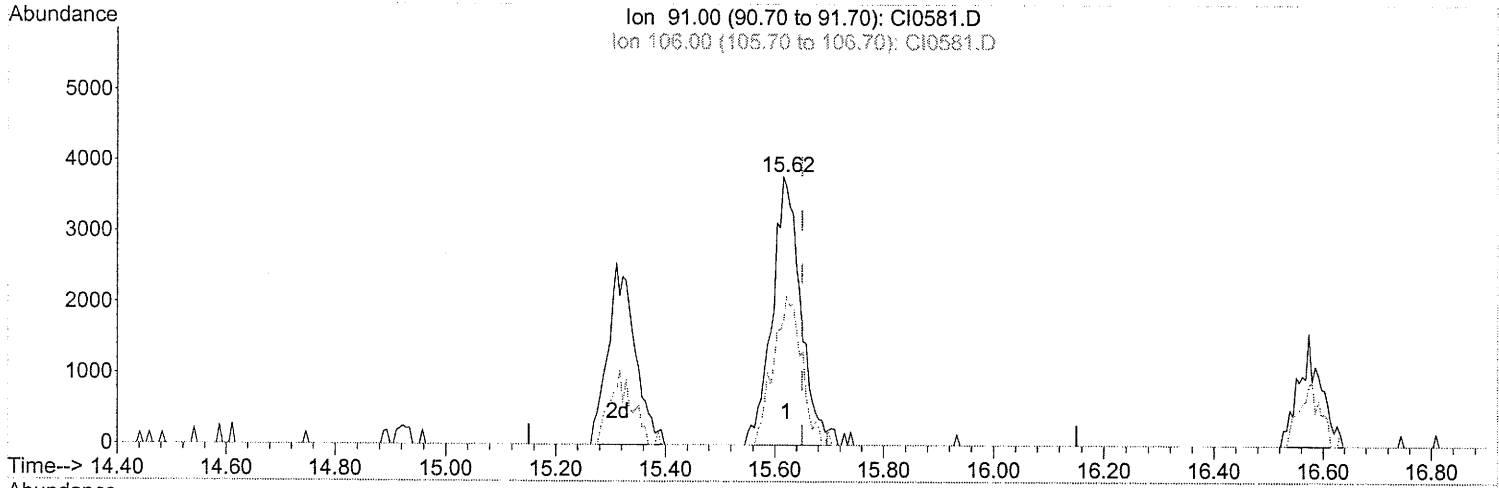
Ion	Exp%	Act%
43.00	100	100
58.00	35.30	23.42#
0.00	0.00	0.00
0.00	0.00	0.00

*split peak  
 recovery  
 9/27/05  
 JMM/3  
 9/10/05*

0157

Data Path : C:\MSDCHEM\1\DATA\SEP25\  
 Data File : CI0581.D  
 Acq On : 26 Sep 2005 5:44  
 Operator : JBS  
 Sample : 4600662 50CC  
 Misc :  
 ALS Vial : 28 Sample Multiplier: 1

Quant Time: Sep 26 08:31:11 2005  
 Quant Method : C:\MSDCHEM\1\METHODS\ALLTO15.M  
 Quant Title :  
 QLast Update : Mon Sep 26 08:28:19 2005  
 Response via : Initial Calibration



(64) m/p-Xylene

15.616min (-0.035) 0.39PPB m

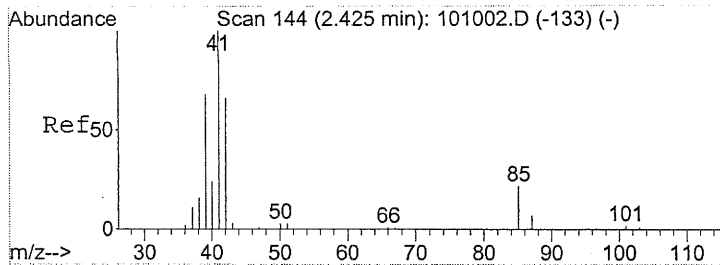
response 134997

Ion	Exp%	Act%
91.00	100	100
106.00	53.90	55.38
0.00	0.00	0.00
0.00	0.00	0.00

*Split peak  
 recovery  
 9/20/05  
 JBS  
 9/20/05*

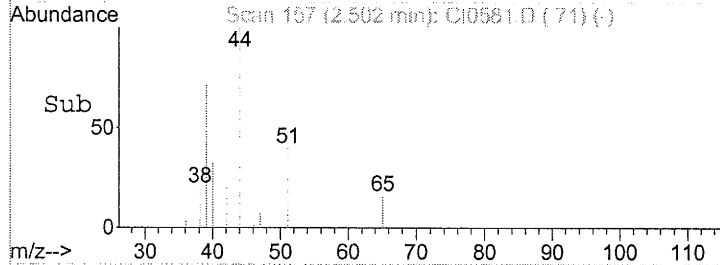
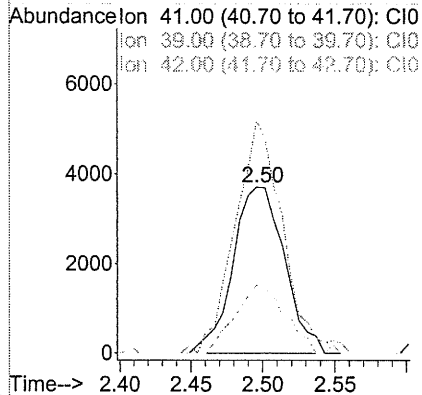
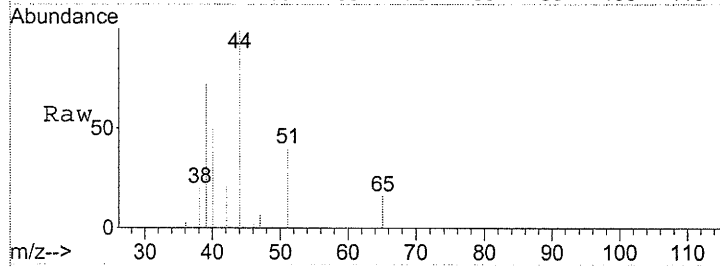
0150





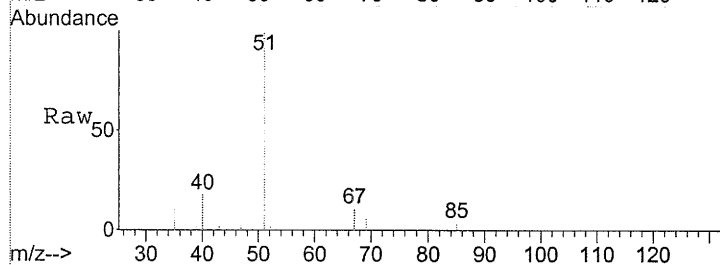
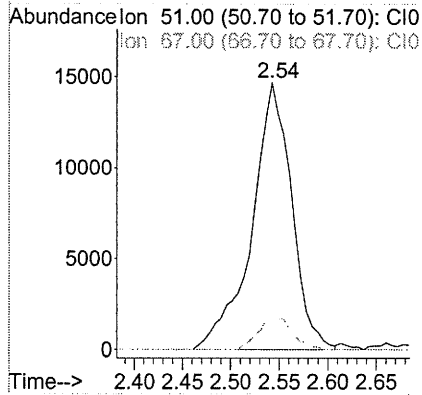
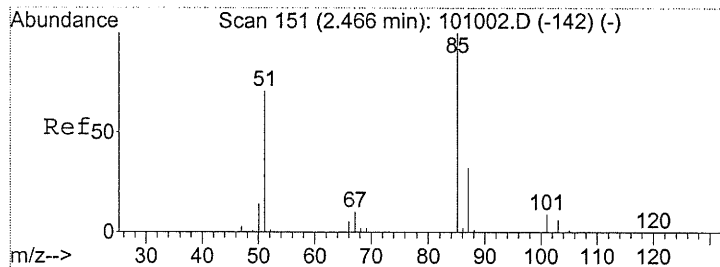
#2  
 Propene  
 Concen: 1.37 PPB  
 RT: 2.50 min Scan# 157  
 Delta R.T. 0.00 min  
 Lab File: CI0581.D  
 Acq: 26 Sep 2005 5:44

Tgt Ion	Resp	Lower	Upper
41	100		
39	126.1	51.6	77.4#
42	39.6	55.0	82.4#

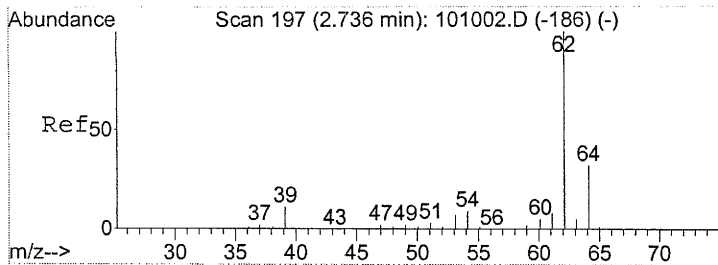


#4  
 Chlorodifluoromethane  
 Concen: 3.24 PPB  
 RT: 2.55 min Scan# 164  
 Delta R.T. 0.00 min  
 Lab File: CI0581.D  
 Acq: 26 Sep 2005 5:44

Tgt Ion	Resp	Lower	Upper
51	100		
67	10.6	9.6	14.4

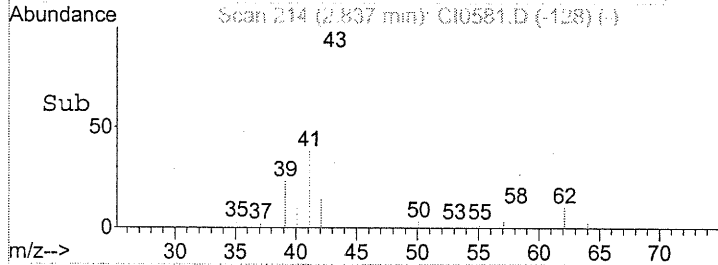
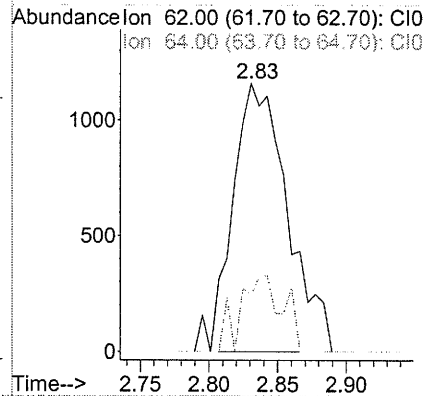
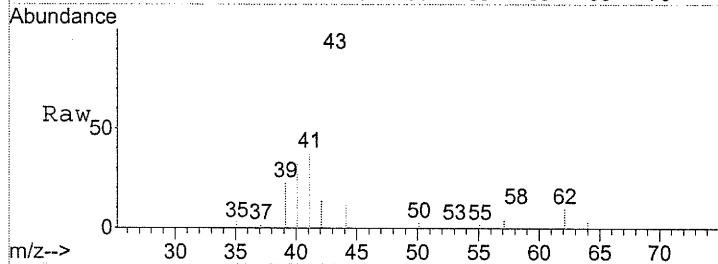


0159



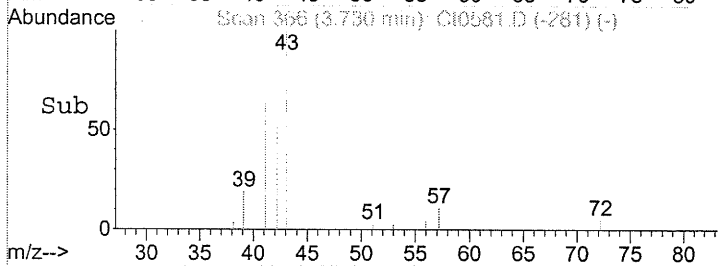
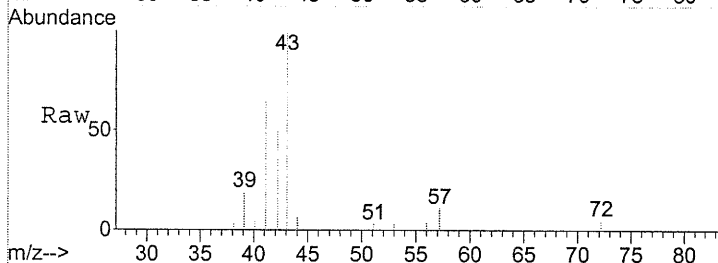
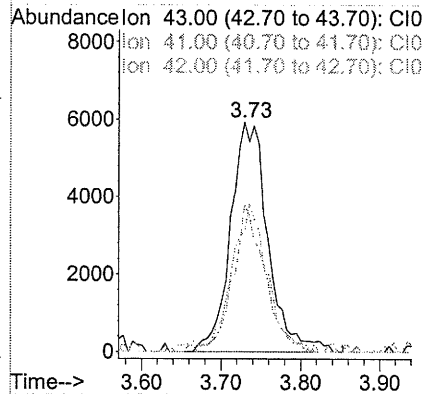
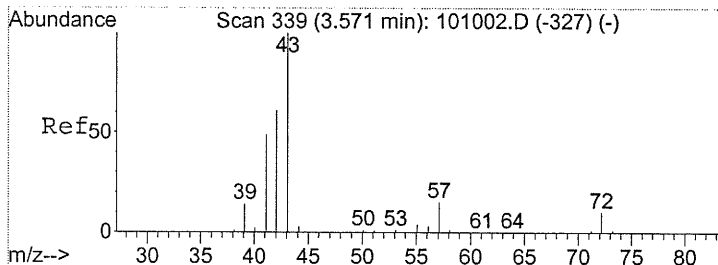
#7  
 Vinyl Chloride  
 Concen: 0.44 PPB  
 RT: 2.83 min Scan# 214  
 Delta R.T. 0.00 min  
 Lab File: CI0581.D  
 Acq: 26 Sep 2005 5:44

Tgt Ion	Resp	Lower	Upper
62	100		
64	0.0	24.6	36.8#

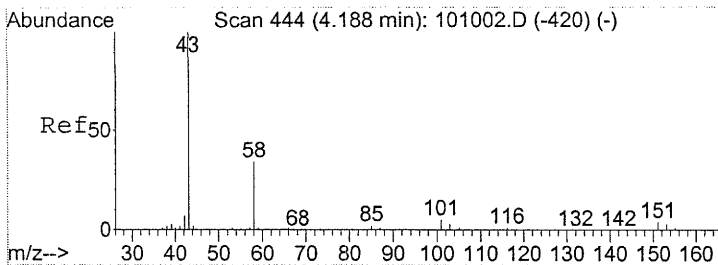


#13  
 Pentane  
 Concen: 1.28 PPB  
 RT: 3.73 min Scan# 366  
 Delta R.T. 0.00 min  
 Lab File: CI0581.D  
 Acq: 26 Sep 2005 5:44

Tgt Ion	Resp	Lower	Upper
43	100		
41	54.2	37.7	56.5
42	0.0	47.8	71.8#

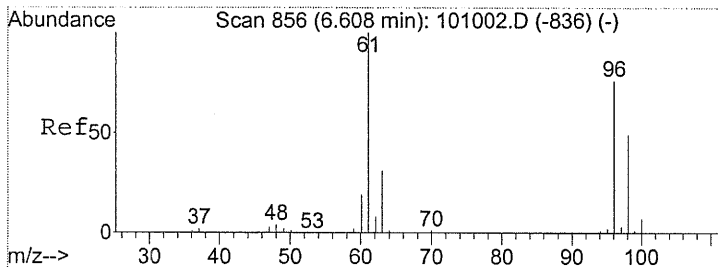
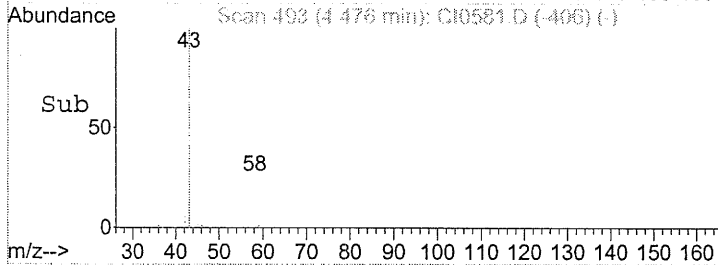
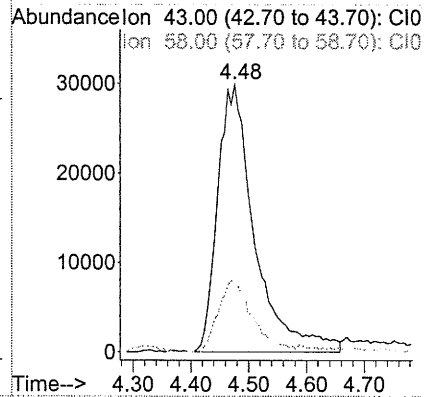
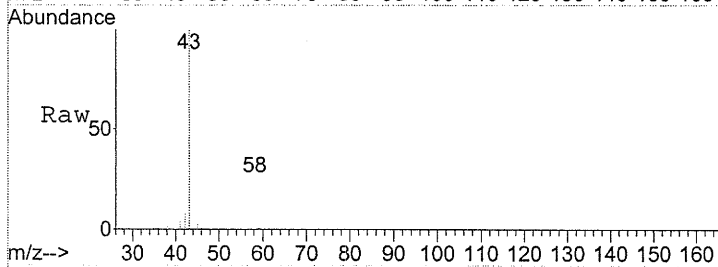


0160



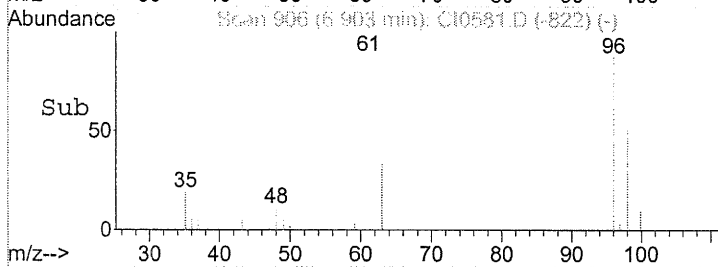
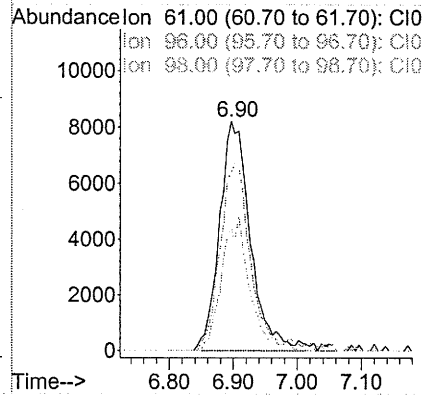
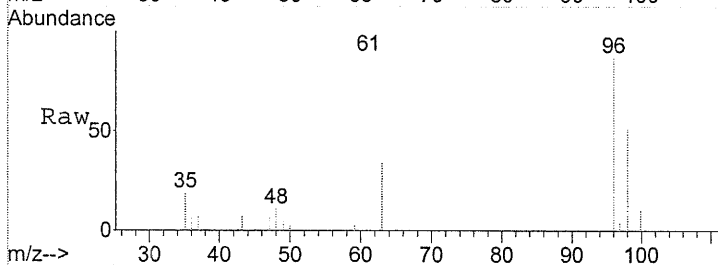
#17  
 Acetone  
 Concen: 12.11 PPB m  
 RT: 4.48 min Scan# 493  
 Delta R.T. 0.01 min  
 Lab File: CI0581.D  
 Acq: 26 Sep 2005 5:44

Tgt Ion: 43 Resp: 1331262-  
 Ion Ratio Lower Upper  
 43 100  
 58 23.4 28.2 42.4#

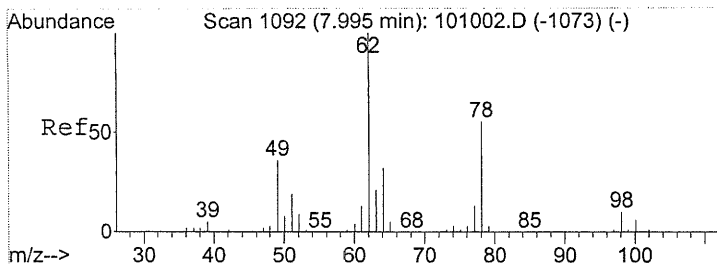


#30  
 cis-1,2-Dichloroethene  
 Concen: 3.13 PPB  
 RT: 6.90 min Scan# 906  
 Delta R.T. -0.01 min  
 Lab File: CI0581.D  
 Acq: 26 Sep 2005 5:44

Tgt Ion: 61 Resp: 279895  
 Ion Ratio Lower Upper  
 61 100  
 96 75.8 53.8 80.8  
 98 51.5 34.8 52.2

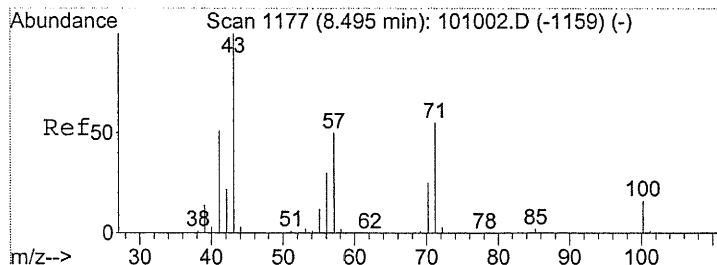
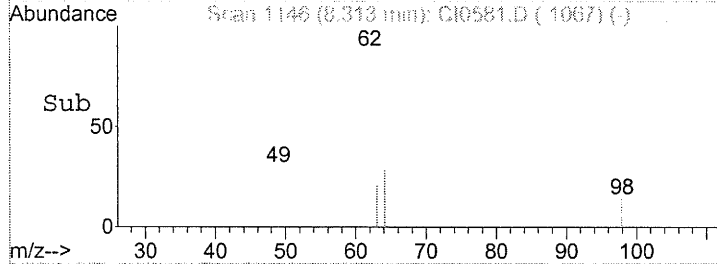
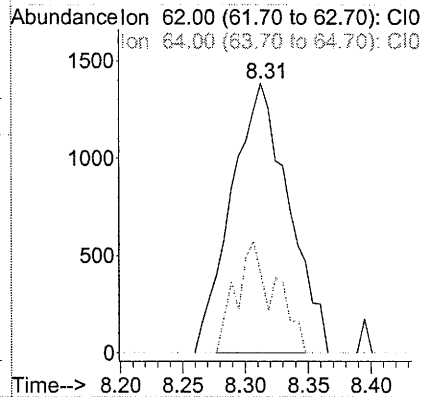
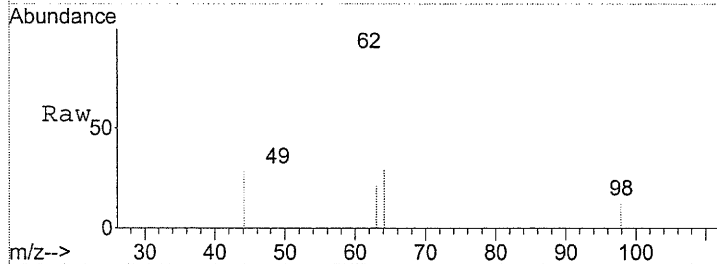


#161



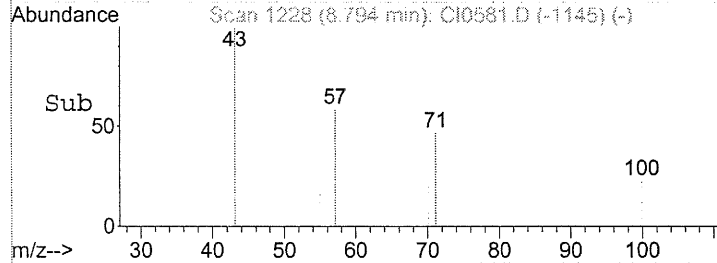
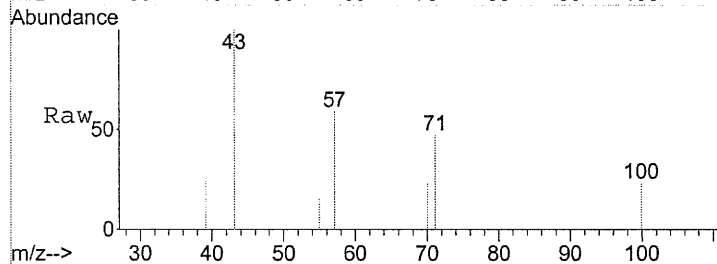
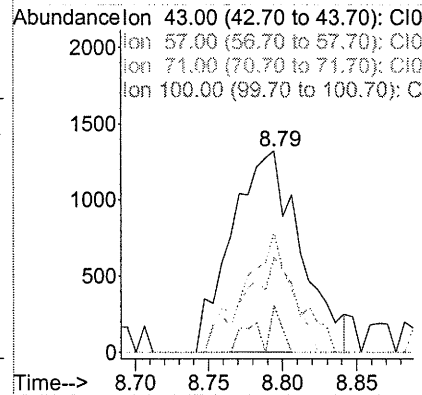
#38  
 1,2-Dichloroethane  
 Concen: 0.50 PPB  
 RT: 8.32 min Scan# 1146  
 Delta R.T. -0.03 min  
 Lab File: CI0581.D  
 Acq: 26 Sep 2005 5:44

Tgt Ion: 62 Resp: 43854  
 Ion Ratio Lower Upper  
 62 100  
 64 0.0 24.6 36.8#

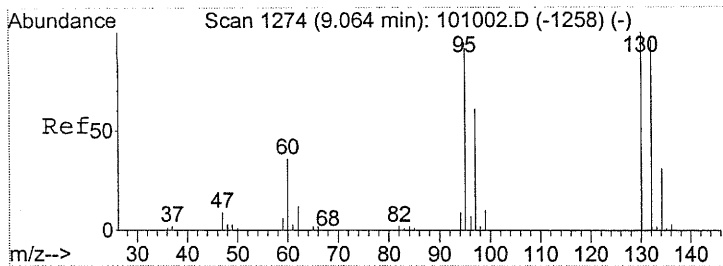


#41  
 Heptane  
 Concen: 0.29 PPB  
 RT: 8.79 min Scan# 1228  
 Delta R.T. -0.02 min  
 Lab File: CI0581.D  
 Acq: 26 Sep 2005 5:44

Tgt Ion: 43 Resp: 41585  
 Ion Ratio Lower Upper  
 43 100  
 57 0.0 39.4 59.2#  
 71 0.0 30.1 45.1#  
 100 0.0 11.7 17.5#

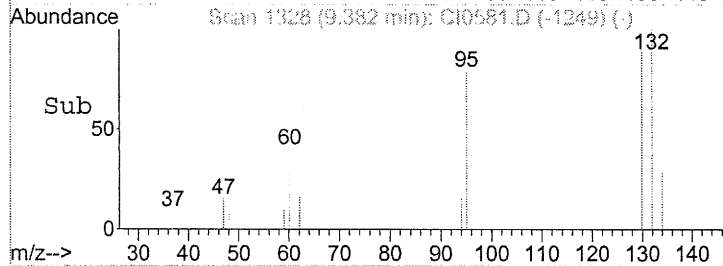
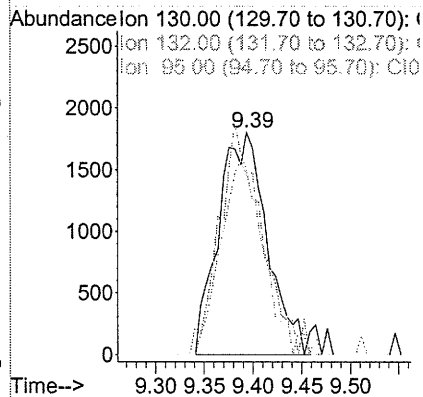
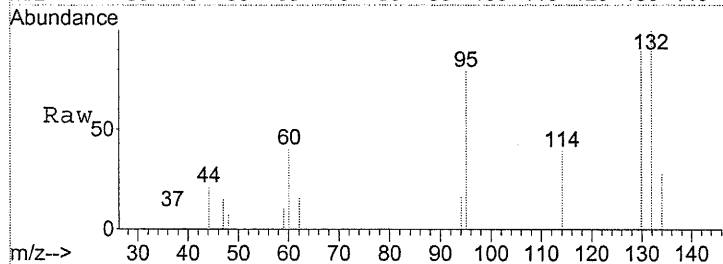


0162



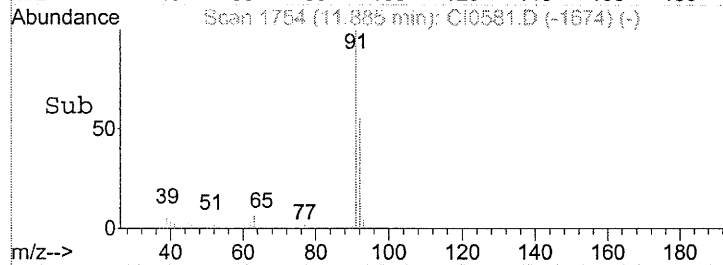
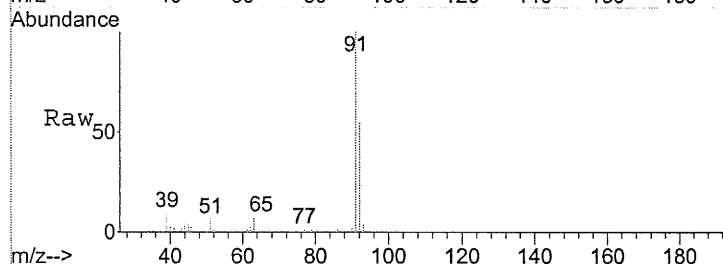
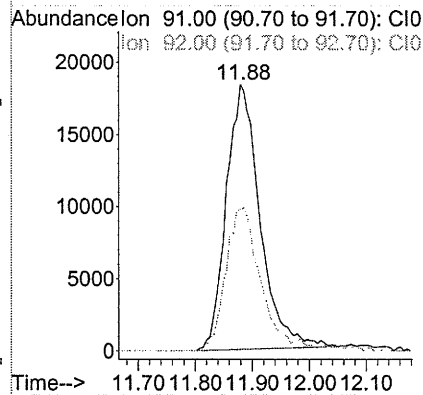
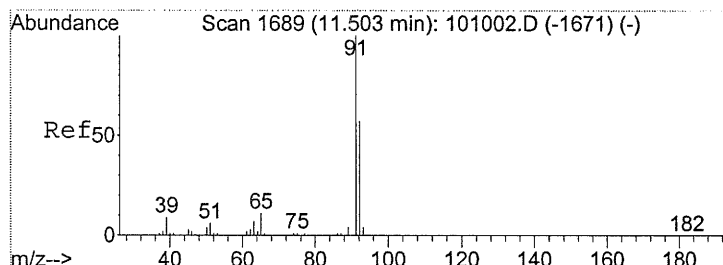
#42  
 Trichloroethene  
 Concen: 0.42 PPB  
 RT: 9.38 min Scan# 1328  
 Delta R.T. -0.04 min  
 Lab File: CI0581.D  
 Acq: 26 Sep 2005 5:44

Tgt Ion	Resp	Lower	Upper
130	100		
132	86.7	77.6	116.4
95	72.7	67.4	101.2

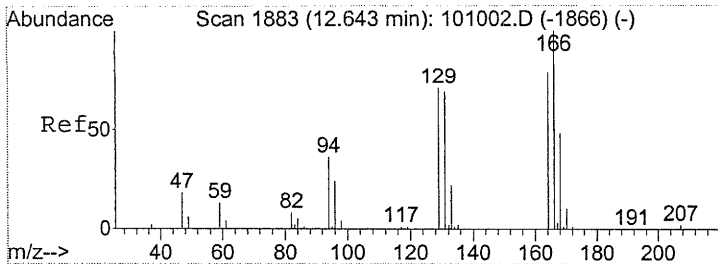


#52  
 Toluene  
 Concen: 1.41 PPB  
 RT: 11.88 min Scan# 1754  
 Delta R.T. -0.03 min  
 Lab File: CI0581.D  
 Acq: 26 Sep 2005 5:44

Tgt Ion	Resp	Lower	Upper
91	100		
92	57.2	47.2	70.8

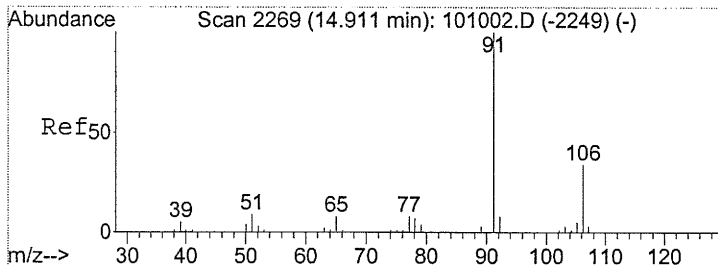
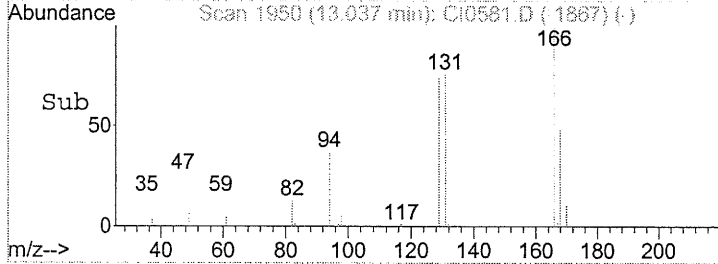
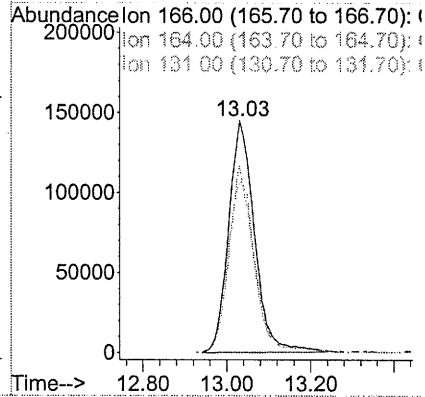
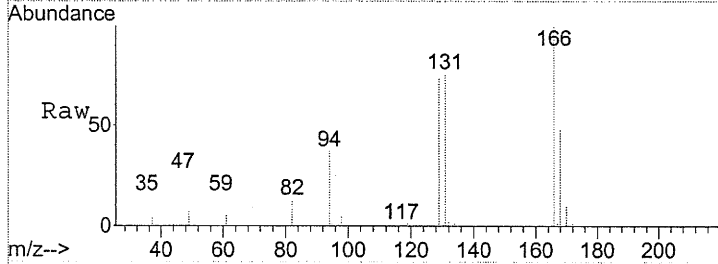


#163



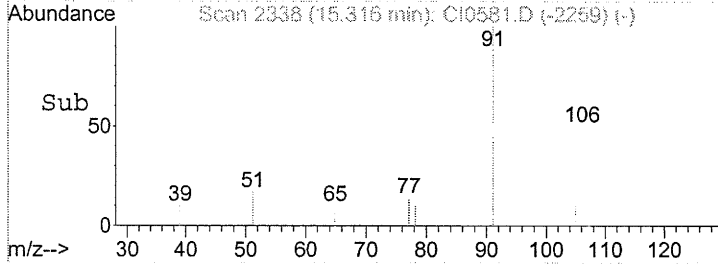
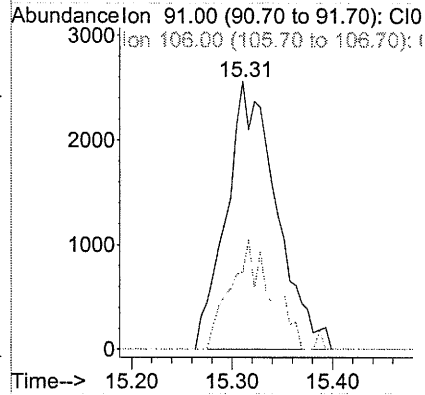
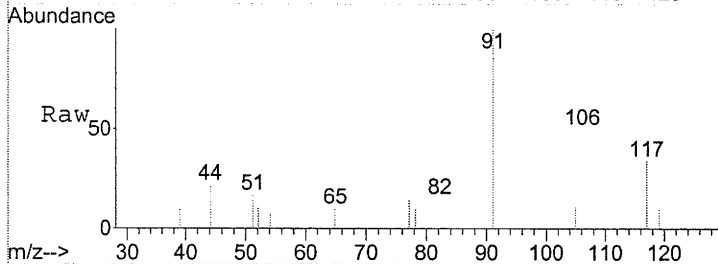
#57  
 Tetrachloroethene  
 Concen: 18.17 PPB  
 RT: 13.04 min Scan# 1950  
 Delta R.T. -0.01 min  
 Lab File: CI0581.D  
 Acq: 26 Sep 2005 5:44

Tgt Ion	Resp	Lower	Upper
166	100		
164	79.2	63.2	94.8
131	75.6	59.0	88.4

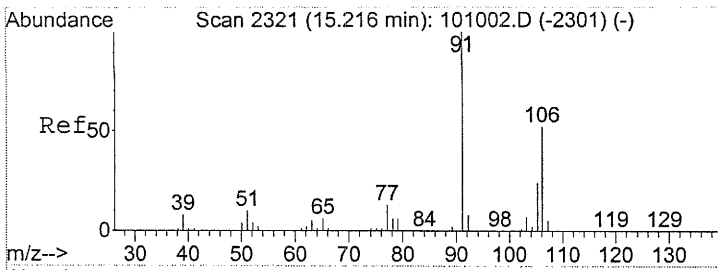


#63  
 Ethylbenzene  
 Concen: 0.21 PPB  
 RT: 15.31 min Scan# 2338  
 Delta R.T. -0.04 min  
 Lab File: CI0581.D  
 Acq: 26 Sep 2005 5:44

Tgt Ion	Resp	Lower	Upper
91	100		
106	0.0	27.7	41.5#

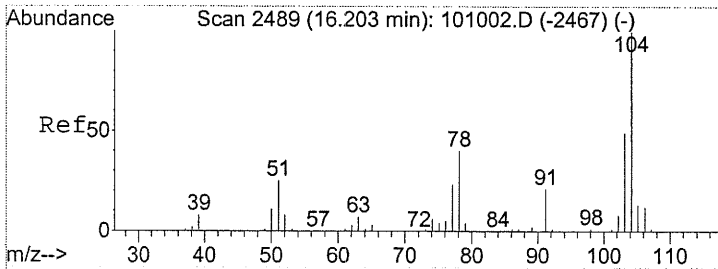
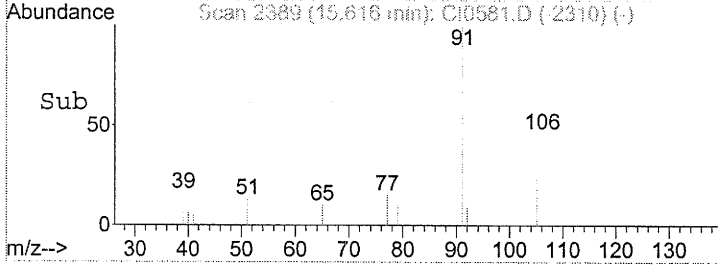
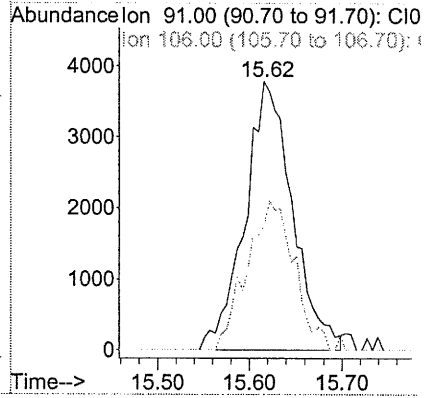
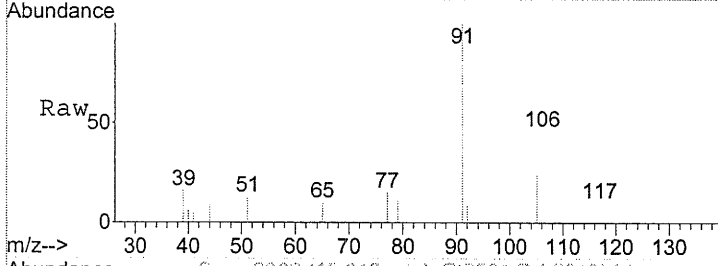


0164



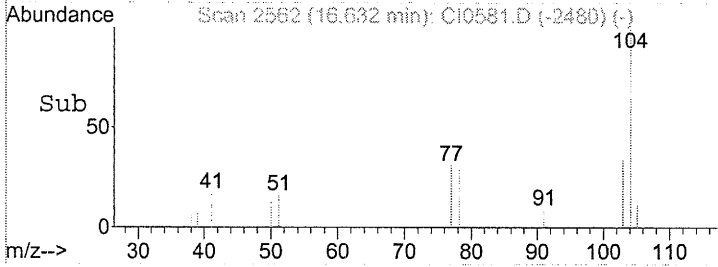
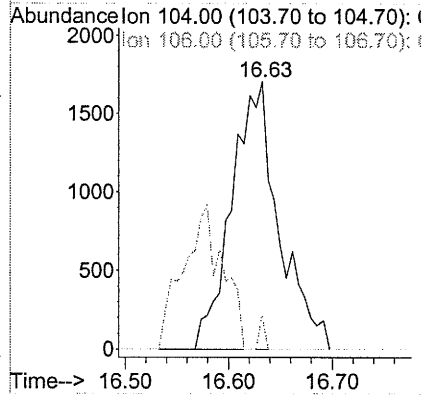
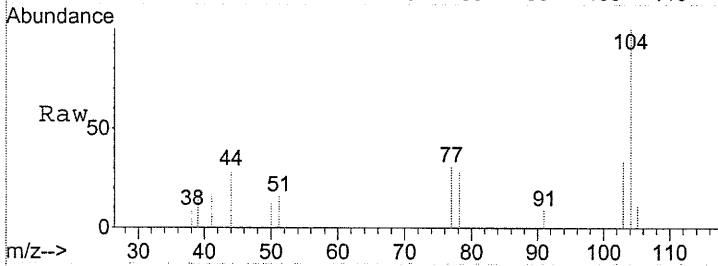
#64  
 m/p-Xylene  
 Concen: 0.39 PPB m  
 RT: 15.62 min Scan# 2389  
 Delta R.T. -0.03 min  
 Lab File: CI0581.D  
 Acq: 26 Sep 2005 5:44

Tgt Ion: 91 Resp: 134997  
 Ion Ratio Lower Upper  
 91 100  
 106 55.4 43.1 64.7



#66  
 Styrene  
 Concen: 0.19 PPB  
 RT: 16.63 min Scan# 2562  
 Delta R.T. -0.02 min  
 Lab File: CI0581.D  
 Acq: 26 Sep 2005 5:44

Tgt Ion: 104 Resp: 54062  
 Ion Ratio Lower Upper  
 104 100  
 106 0.0 0.0 0.0



8165

LANCASTER LABORATORIES  
VOLATILE ORGANICS IN AIR  
SUMMA CANISTER SAMPLE  
ANALYSIS DATA SHEET

Sample No.: BASEQ                      Date Collected: 09/09/05                      Date Received: 09/12/05  
 Lab Sample ID: 4600663                      Date Analyzed: 09/26/05                      Time Analyzed: 07:37  
 Canister ID: SUMMA0144                      Pressure Rec'd: 6.1 psia                      Final Pressure: 24.4 psia  
 Injection Volume: 1000 cc                      Nominal Volume: 250 cc                      Dilution Factor: 1.0  
 Instrument ID: HP09464 <sup>Summa</sup> <sub>196</sub> <sup>10-14-05</sup>                      Lab File ID: C:\MSDCHEM\1\DATA\SEP25\CI0584.D

CAS RN	COMPOUND NAME	CONCENTRATION	UNITS: MDL	ug/m3	Q
75-71-8	Dichlorodifluoromethane	3			J
76-14-2	Freon 114	4			J
74-87-3	Chloromethane	1			J
75-01-4	Vinyl Chloride	17			
74-83-9	Bromomethane	0.8			U
75-00-3	Chloroethane	0.5			U
75-69-4	Trichlorofluoromethane	1			J
75-35-4	1,1-Dichloroethene	0.8			U
76-13-1	Freon 113	4			U
107-05-1	3-Chloropropene	2			U
75-09-2	Methylene Chloride	2			U
75-34-3	1,1-Dichloroethane	0.8			U
156-59-2	cis-1,2-Dichloroethene	230			
67-66-3	Chloroform	1			U
71-55-6	1,1,1-Trichloroethane	1			U
56-23-5	Carbon Tetrachloride	1			U
107-06-2	1,2-Dichloroethane	13			
71-43-2	Benzene	2			J
79-01-6	Trichloroethene	34			
78-87-5	1,2-Dichloropropane	0.9			U
10061-01-5	cis-1,3-Dichloropropene	0.9			U
108-88-3	Toluene	33			
10061-02-6	trans-1,3-Dichloropropene	0.9			U
79-00-5	1,1,2-Trichloroethane	1			U
127-18-4	Tetrachloroethene	2200			D
106-93-4	1,2-Dibromoethane	2			U
108-90-7	Chlorobenzene	0.9			U
100-41-4	Ethylbenzene	8			
1330-20-7	m/p-Xylene	16			
95-47-6	o-Xylene	6			
100-42-5	Styrene	8			
79-34-5	1,1,2,2-Tetrachloroethane	1			U
622-96-8	4-Ethyltoluene	3			J
108-67-8	1,3,5-Trimethylbenzene	1			J

U = Compound was undetected at the specified limit of quantitation.  
 B = Compound was found in method blank.                      D = analysis of diluted sample.  
 J = Compound was detected, but below the limit of quantitation.



LANCASTER LABORATORIES  
VOLATILE ORGANICS IN AIR  
SUMMA CANISTER SAMPLE  
ANALYSIS DATA SHEET

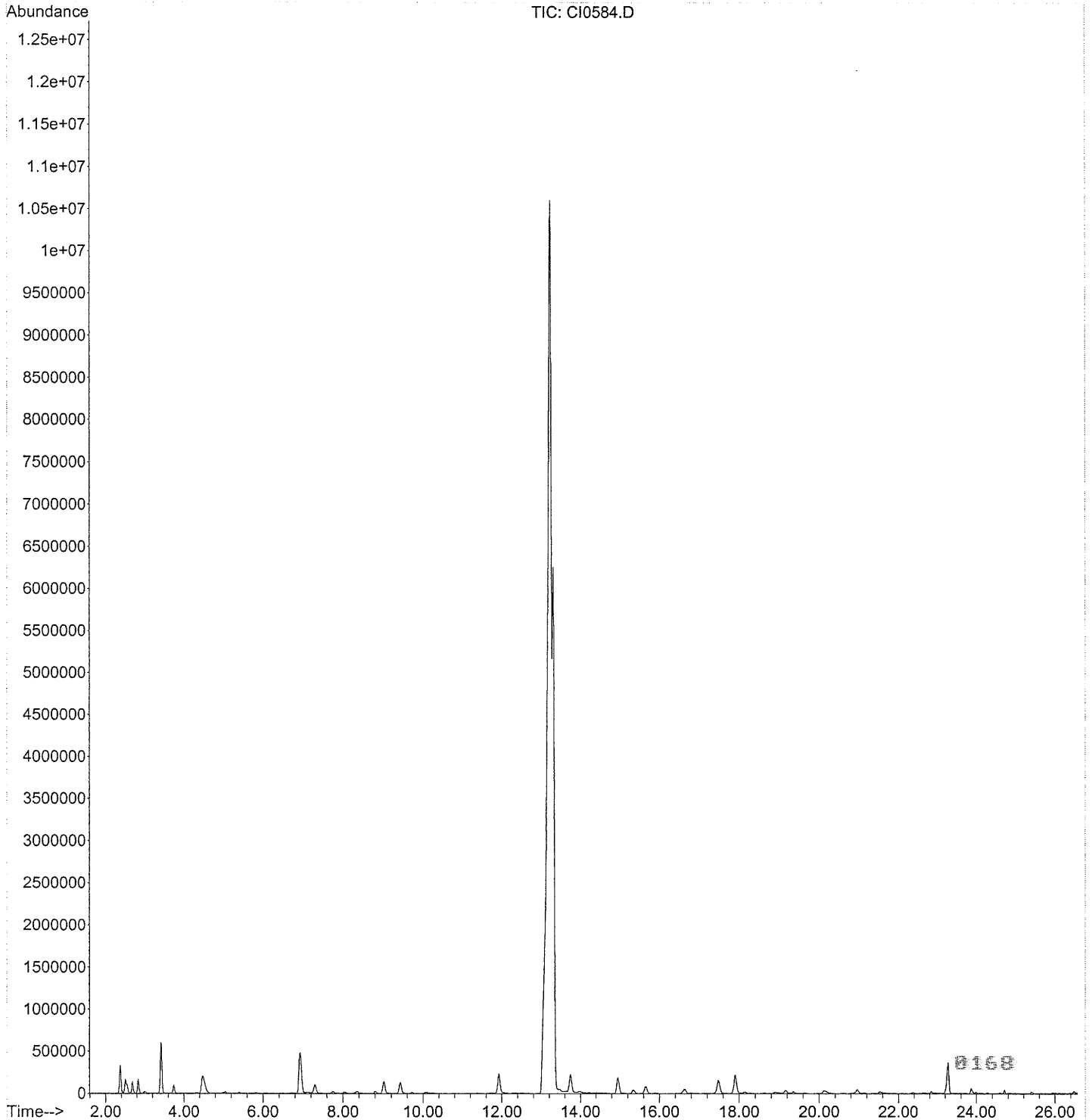
Sample No.: BASEQ                      Date Collected: 09/09/05      Date Received: 09/12/05  
 Lab Sample ID: 4600663              Date Analyzed: 09/26/05      Time Analyzed: 07:37  
 Canister ID: SUMMA0144              Pressure Rec'd: 6.1 psia      Final Pressure: 24.4 psia  
 Injection Volume: 1000 cc      Nominal Volume: 250 cc      Dilution Factor: 1.0  
 Instrument ID: HP09467 <sup>10-14-05</sup>      Lab File ID: C:\MSDCHEM\1\DATA\SEP25\CI0584.D

CAS RN	COMPOUND NAME	CONCENTRATION	UNITS: MDL	ug/m3	Q
95-63-6	1,2,4-Trimethylbenzene	5			J
541-73-1	1,3-Dichlorobenzene	3			U
106-46-7	1,4-Dichlorobenzene	3			U
95-50-1	1,2-Dichlorobenzene	3			U
120-82-1	1,2,4-Trichlorobenzene	7			U

U = Compound was undetected at the specified limit of quantitation.  
 B = Compound was found in method blank.      D = analysis of diluted sample.  
 J = Compound was detected, but below the limit of quantitation.

Data Path : C:\MSDCHEM\1\DATA\SEP25\  
Data File : CI0584.D  
Acq On : 26 Sep 2005 7:37  
Operator : JBS  
Sample : 4600663 1000CC  
Misc :  
ALS Vial : 31 Sample Multiplier: 1

Quant Time: Sep 27 21:52:06 2005  
Quant Method : C:\MSDCHEM\1\METHODS\ALLTO15.M  
Quant Title :  
QLast Update : Mon Sep 26 08:28:19 2005  
Response via : Initial Calibration



Data Path : C:\MSDChem\1\DATA\SEP25\  
 Data File : CI0584.D  
 Acq On : 26 Sep 2005 7:37  
 Operator : JBS  
 Sample : 4600663 1000CC  
 Misc :  
 ALS Vial : 31 Sample Multiplier: 1

Quant Time: Sep 27 21:52:06 2005  
 Quant Method : C:\MSDCHEM\1\METHODS\ALLTO15.M  
 Quant Title :  
 QLast Update : Mon Sep 26 08:28:19 2005  
 Response via : Initial Calibration

Internal Standards	R.T.	QIon	Response	Conc	Units	Dev(Min)
1) Bromochloromethane	7.31	130	801787	10.000		0.03
37) 1,4-Difluorobenzene	9.02	114	2706779	10.000		0.01
51) Chlorobenzene d5	14.96	117	2922694	10.000		0.00

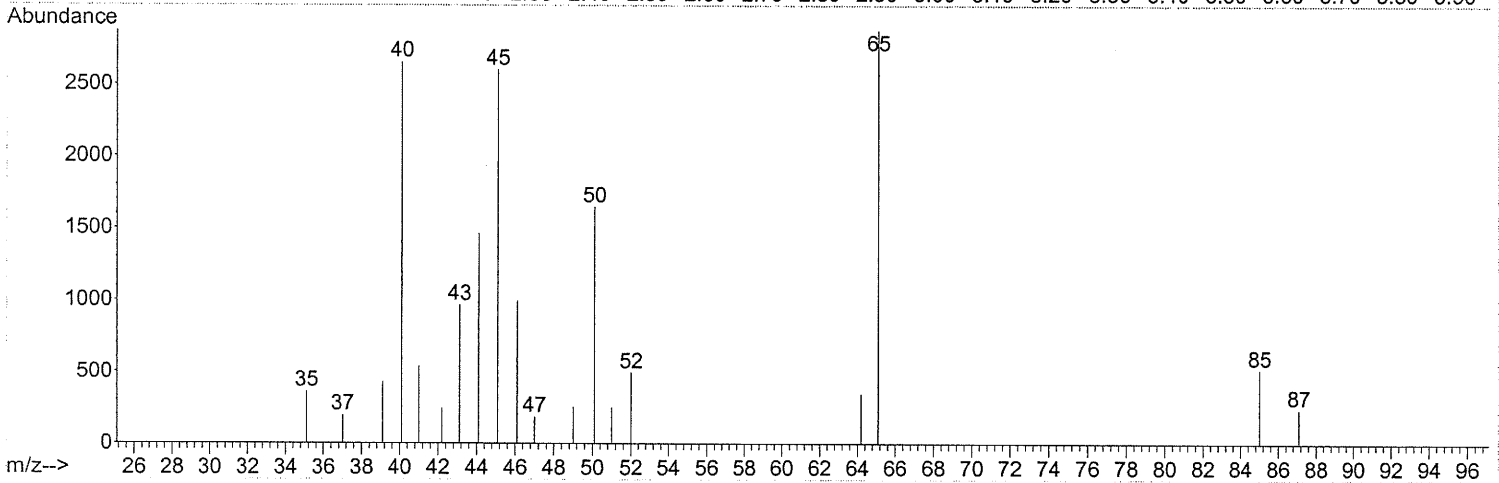
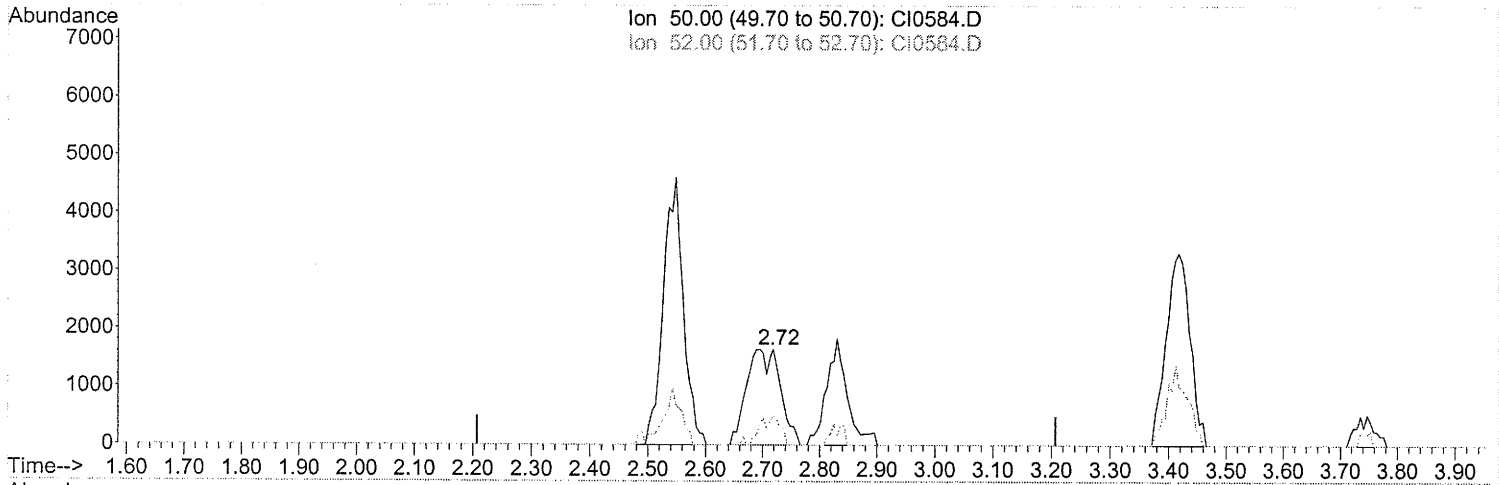
Target Compounds	R.T.	QIon	Response	Conc	Units	Qvalue
2) Propene	2.50	41	484612	6.586	PPB	# 44
3) Dichlorodifluoromethane	2.54	85	114714	0.546	PPB	98
4) Chlorodifluoromethane	2.55	51	1802904	12.828	PPB	98
5) Freon 114	2.68	85	118752	0.509	PPB	# 9
6) Chloromethane	2.72	50	67332m	0.621	PPB	
7) Vinyl Chloride	2.83	62	515870	6.526	PPB	99
12) Trichlorofluoromethane	3.62	101	50706	0.211	PPB	89
13) Pentane	3.74	43	973798	5.958	PPB	94
17) Acetone	4.48	43	8235054m	68.753	PPB	
19) Carbon Disulfide	4.57	76	133820m	0.650	PPB	
22) Methylene Chloride	5.00	84	28474	0.452	PPB	# 57
23) tert-Butyl Alcohol	6.03	59	144172m	1.036	PPB	
26) Methyl t-Butyl Ether	5.51	73	118158	0.659	PPB	# 42
27) Hexane	5.83	57	71239	0.586	PPB	# 78
30) cis-1,2-Dichloroethene	6.93	61	5712565	58.576	PPB	# 81
31) 2-Butanone	7.11	72	86200m	3.408	PPB	
38) 1,2-Dichloroethane	8.35	62	299667	3.268	PPB	100
39) Benzene	8.31	78	129795	0.660	PPB	# 69
40) Isooctane	8.45	57	94173	0.273	PPB	# 49
41) Heptane	8.81	43	257525m	1.709	PPB	
42) Trichloroethene	9.43	130	1004165	6.256	PPB	98
50) 4-Methyl-2-Pentanone	11.79	43	86919m	0.321	PPB	
52) Toluene	11.93	91	4460120	8.648	PPB	97
53) Octane	12.30	43	107530m	0.286	PPB	
57) Tetrachloroethene	13.21	166	164340046m	494.723	PPB	
63) Ethylbenzene	15.35	91	743077	1.825	PPB	99
64) m/p-Xylene	15.66	91	1215011	3.630	PPB	96
65) o-Xylene	16.60	91	423695	1.291	PPB	95
66) Styrene	16.66	104	500875m	1.854	PPB	
68) Cumene	17.48	105	237001m	0.562	PPB	
72) 4-Ethyltoluene	18.90	105	297386m	0.577	PPB	
73) 1,3,5-Trimethylbenzene	19.15	105	126789	0.284	PPB	98
75) 1,2,4-Trimethylbenzene	20.13	105	433383	0.958	PPB	# 80

(#) = qualifier out of range (m) = manual integration (+) = signals summed

0169

Data Path : C:\MSDCHEM\1\DATA\SEP25\  
 Data File : CI0584.D  
 Acq On : 26 Sep 2005 7:37  
 Operator : JBS  
 Sample : 4600663 1000CC  
 Misc :  
 ALS Vial : 31 Sample Multiplier: 1

Quant Time: Sep 26 08:31:23 2005  
 Quant Method : C:\MSDCHEM\1\METHODS\ALLTO15.M  
 Quant Title :  
 QLast Update : Mon Sep 26 08:28:19 2005  
 Response via : Initial Calibration



TIC: CI0584.D

(6) Chloromethane  
 2.719min (+0.012) 0.62PPB m  
 response 67332

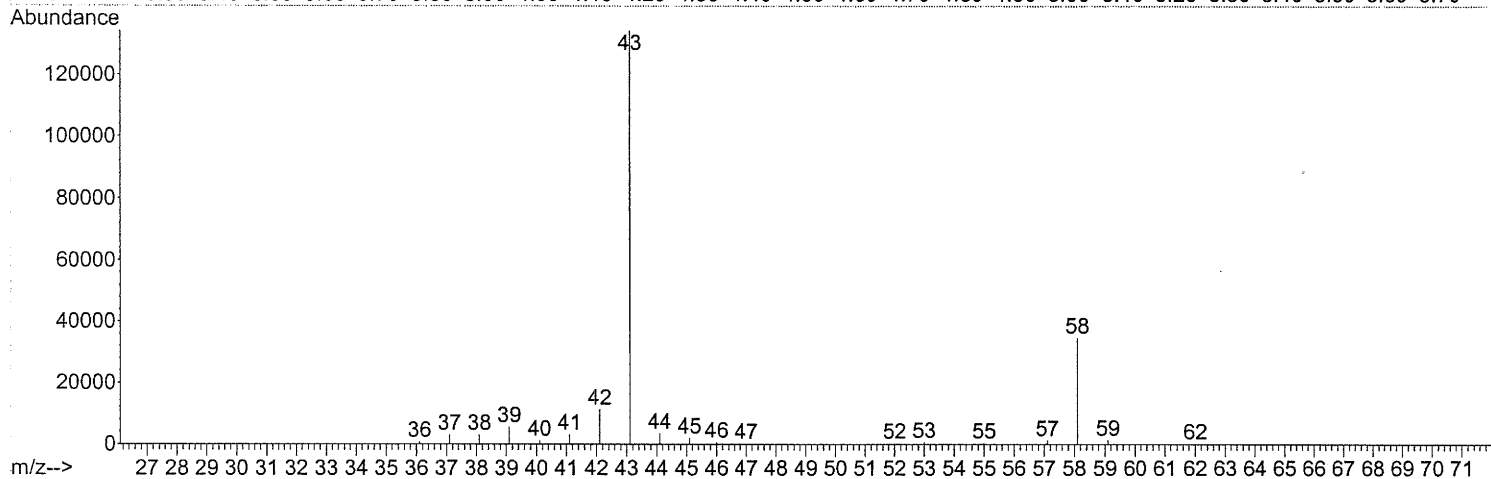
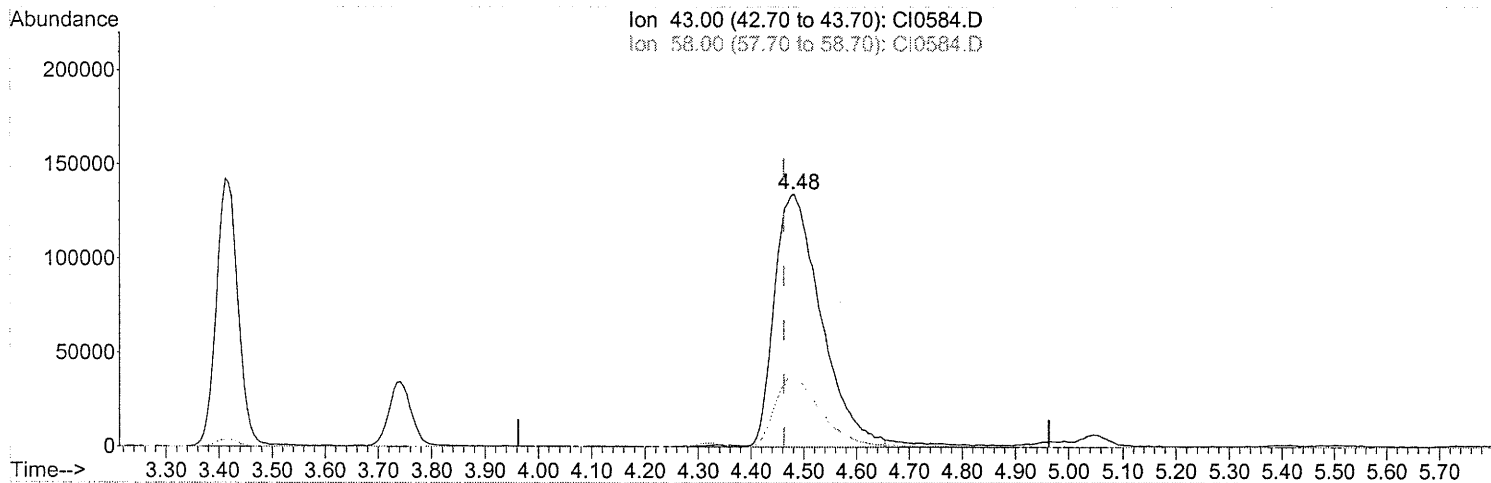
Ion	Exp%	Act%
50.00	100	100
52.00	26.20	0.00#
0.00	0.00	0.00
0.00	0.00	0.00

*Split peak  
 not very  
 9/27/05  
 form 703  
 9/29/06*

0170

Data Path : C:\MSDCHEM\1\DATA\SEP25\  
Data File : CI0584.D  
Acq On : 26 Sep 2005 7:37  
Operator : JBS  
Sample : 4600663 1000CC  
Misc :  
ALS Vial : 31 Sample Multiplier: 1

Quant Time: Sep 26 08:31:23 2005  
Quant Method : C:\MSDCHEM\1\METHODS\ALLTO15.M  
Quant Title :  
QLast Update : Mon Sep 26 08:28:19 2005  
Response via : Initial Calibration



(17) Acetone

4.482min (+0.019) 68.75PPB m

response 8235054

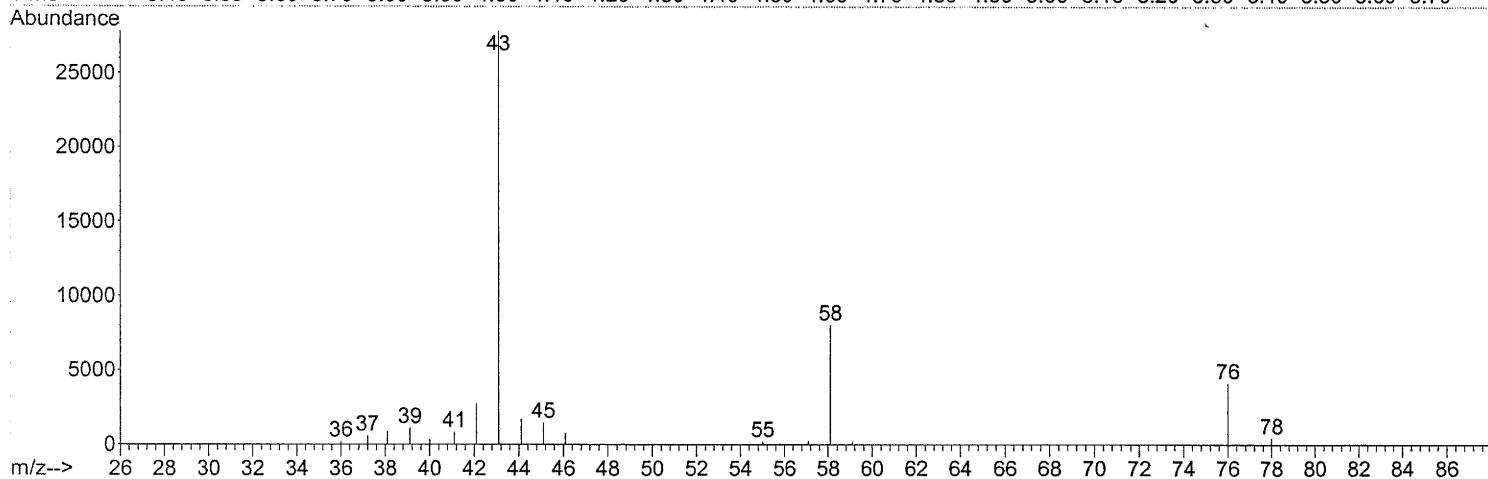
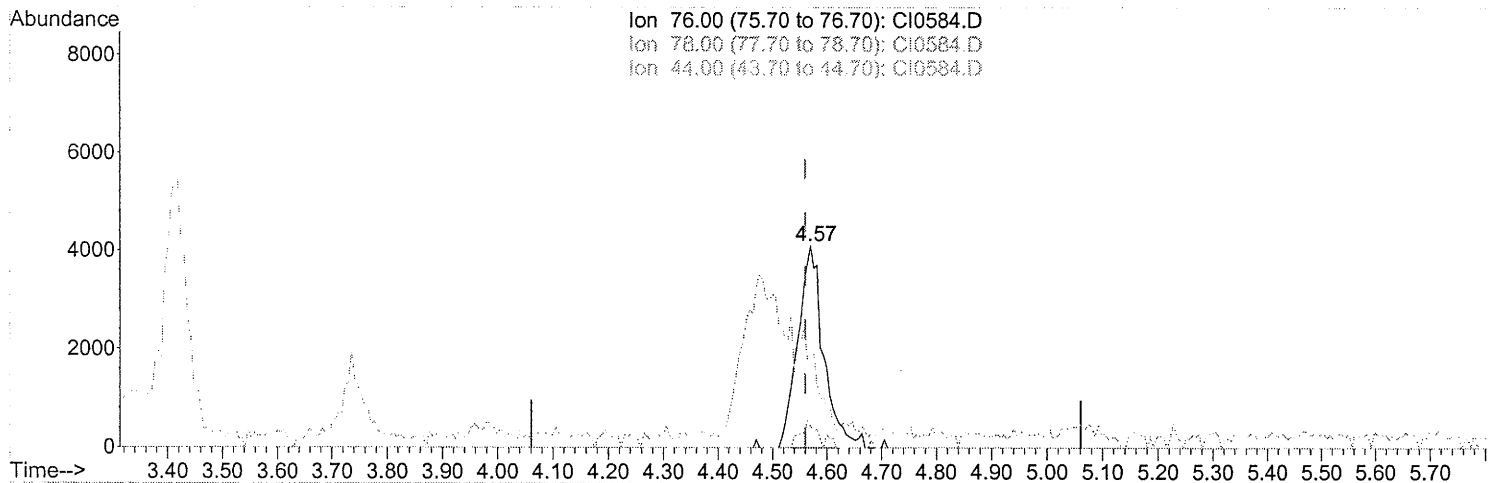
Ion	Exp%	Act%
43.00	100	100
58.00	35.30	27.10#
0.00	0.00	0.00
0.00	0.00	0.00

*split peak  
not very  
clear*  
*from 7/3  
9/14/05*

0171

Data Path : C:\MSDCHEM\1\DATA\SEP25\  
Data File : CI0584.D  
Acq On : 26 Sep 2005 7:37  
Operator : JBS  
Sample : 4600663 1000CC  
Misc :  
ALS Vial : 31 Sample Multiplier: 1

Quant Time: Sep 26 08:31:23 2005  
Quant Method : C:\MSDCHEM\1\METHODS\ALLTO15.M  
Quant Title :  
QLast Update : Mon Sep 26 08:28:19 2005  
Response via : Initial Calibration



(19) Carbon Disulfide

4.570min (+0.009) 0.65PPB m

response 133820

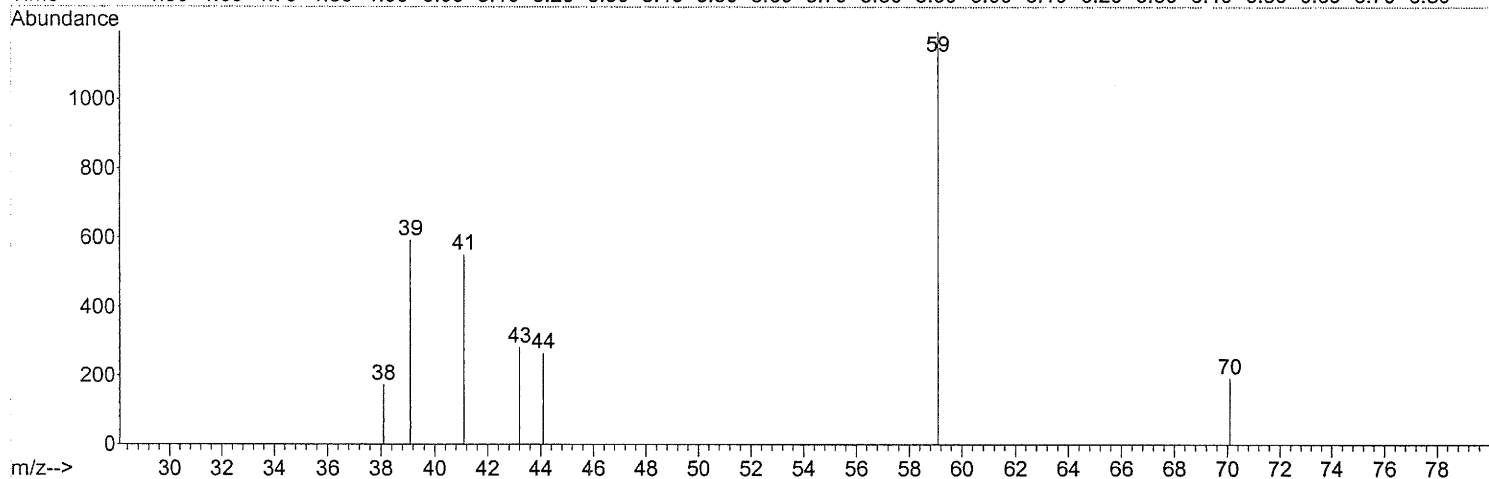
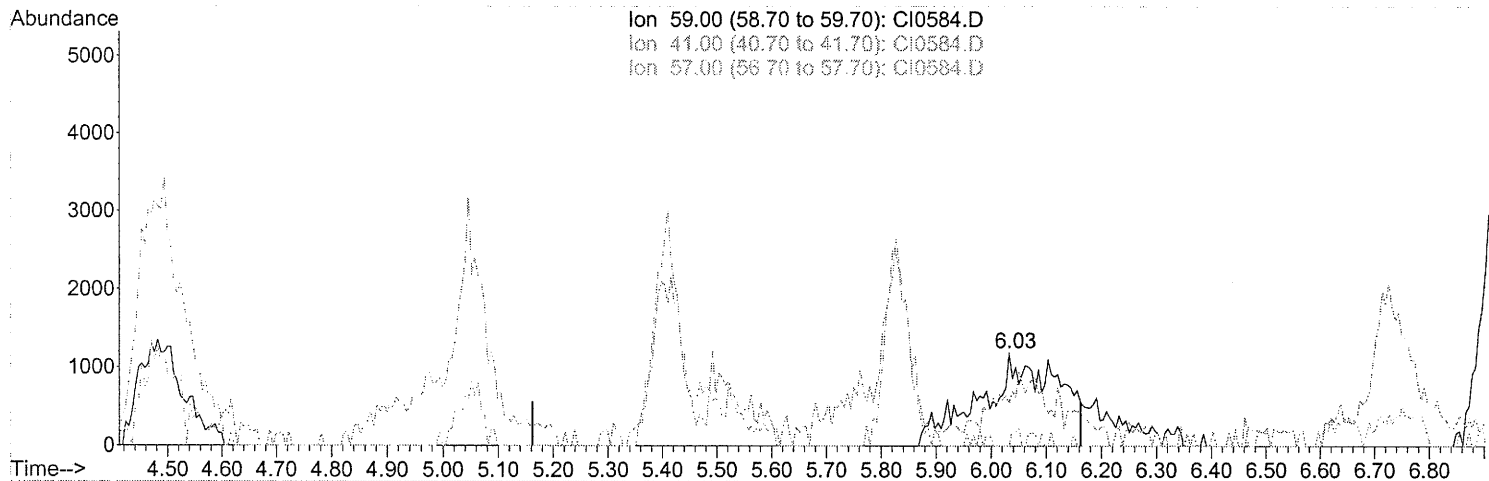
Ion	Exp%	Act%
76.00	100	100
78.00	9.20	0.00#
44.00	17.00	0.00#
0.00	0.00	0.00

*split peak  
ADG  
9/27/05  
SM 703  
9/29/06*

0172

Data Path : C:\MSDCHEM\1\DATA\SEP25\  
Data File : CI0584.D  
Acq On : 26 Sep 2005 7:37  
Operator : JBS  
Sample : 4600663 1000CC  
Misc :  
ALS Vial : 31 Sample Multiplier: 1

Quant Time: Sep 26 08:31:23 2005  
Quant Method : C:\MSDCHEM\1\METHODS\ALLTO15.M  
Quant Title :  
QLast Update : Mon Sep 26 08:28:19 2005  
Response via : Initial Calibration



TIC: CI0584.D

(23) tert-Butyl Alcohol

6.033min (+0.370) 1.04PPB m

response 144172

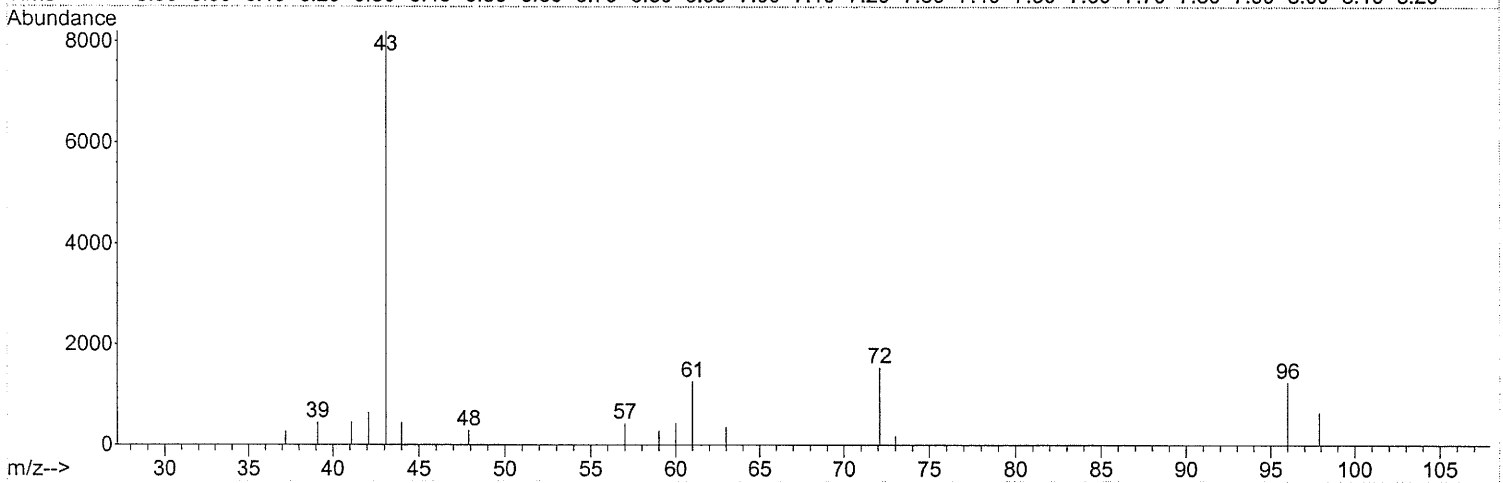
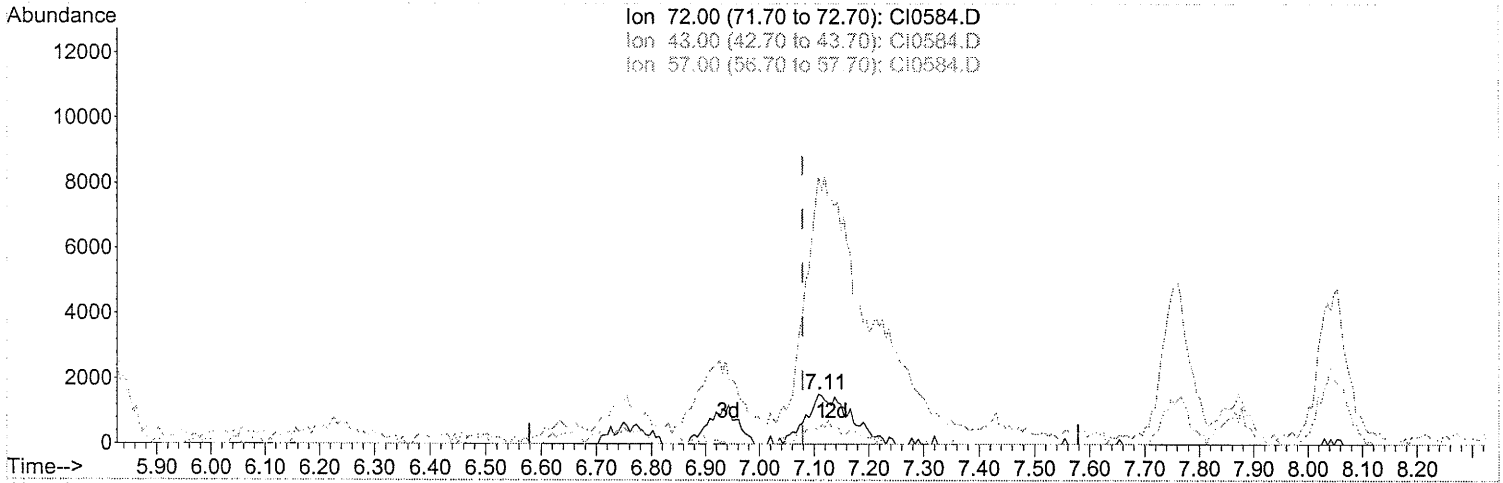
Ion	Exp%	Act%
59.00	100	100
41.00	0.00	0.00
57.00	0.00	0.00
0.00	0.00	0.00

*split peak  
ADG 01/07  
2/2/05  
from 703  
9/24/05*

8173

Data Path : C:\MSDCHEM\1\DATA\SEP25\  
 Data File : CI0584.D  
 Acq On : 26 Sep 2005 7:37  
 Operator : JBS  
 Sample : 4600663 1000CC  
 Misc :  
 ALS Vial : 31 Sample Multiplier: 1

Quant Time: Sep 26 08:31:23 2005  
 Quant Method : C:\MSDCHEM\1\METHODS\ALLTO15.M  
 Quant Title :  
 QLast Update : Mon Sep 26 08:28:19 2005  
 Response via : Initial Calibration



(31) 2-Butanone

7.108min (+0.029) 3.41PPB m

response 86200

Ion	Exp%	Act%
72.00	100	100
43.00	518.90	712.12#
57.00	36.10	0.00#
0.00	0.00	0.00

*split peak  
 206647  
 9/27/05*

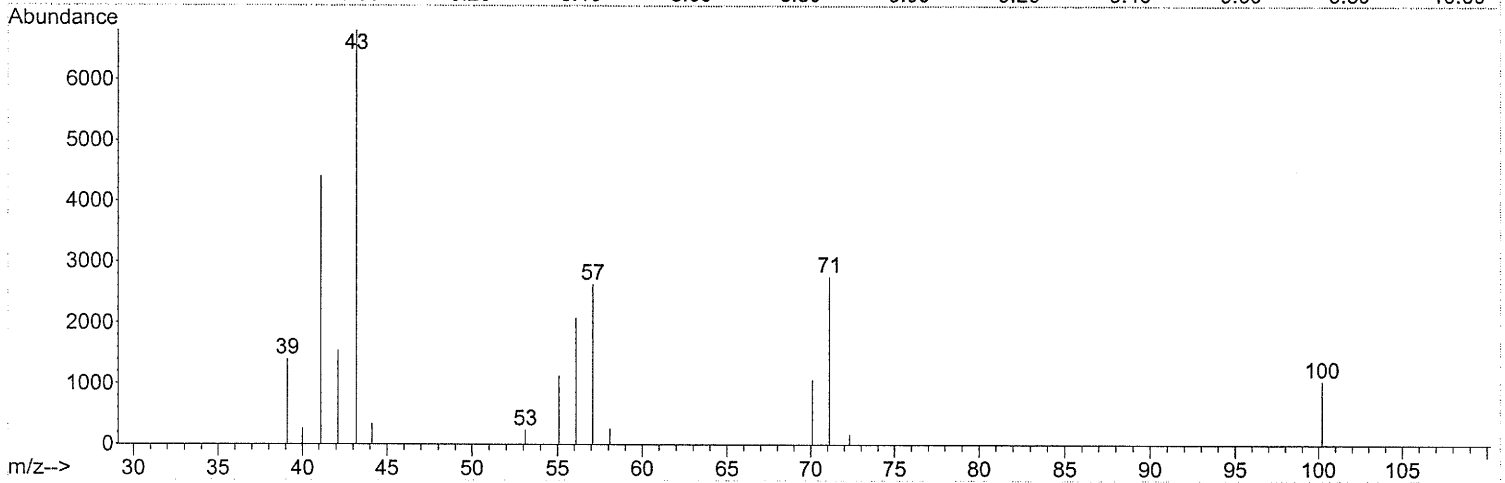
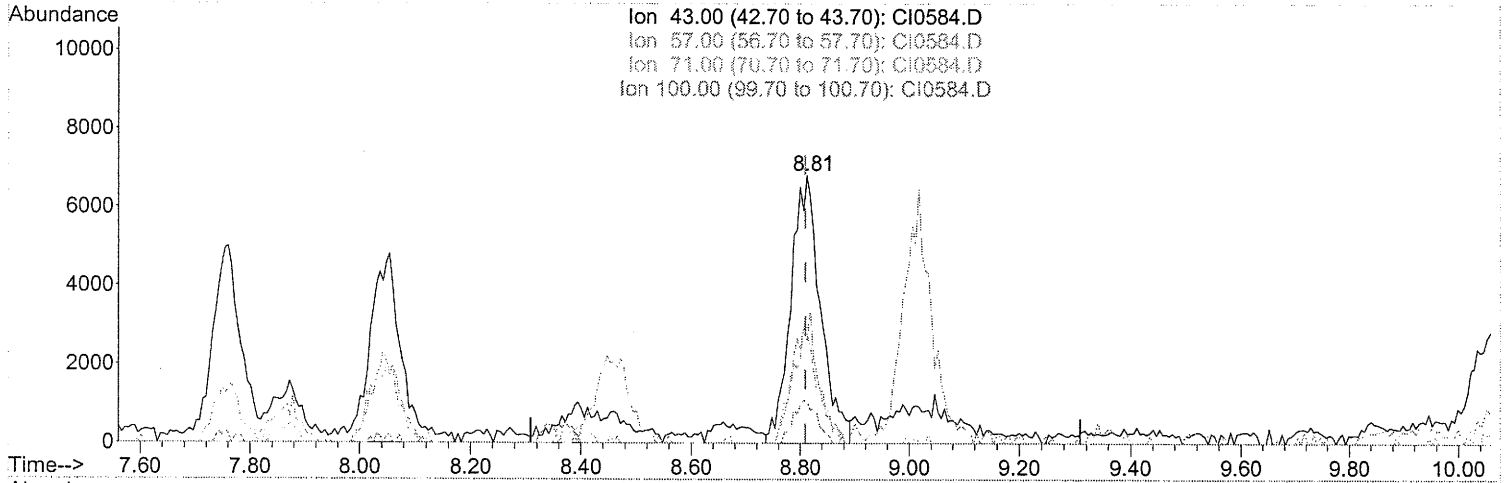
*from 203  
 9/29/05*

8174



Data Path : C:\MSDCHEM\1\DATA\SEP25\  
 Data File : CI0584.D  
 Acq On : 26 Sep 2005 7:37  
 Operator : JBS  
 Sample : 4600663 1000CC  
 Misc :  
 ALS Vial : 31 Sample Multiplier: 1

Quant Time: Sep 26 08:31:23 2005  
 Quant Method : C:\MSDCHEM\1\METHODS\ALLTO15.M  
 Quant Title :  
 QLast Update : Mon Sep 26 08:28:19 2005  
 Response via : Initial Calibration



TIC: CI0584.D

(41) Heptane

8.812min (+0.003) 1.71PPB m

response 257525

Ion	Exp%	Act%
43.00	100	100
57.00	49.30	43.81
71.00	37.60	37.76
100.00	14.60	12.84

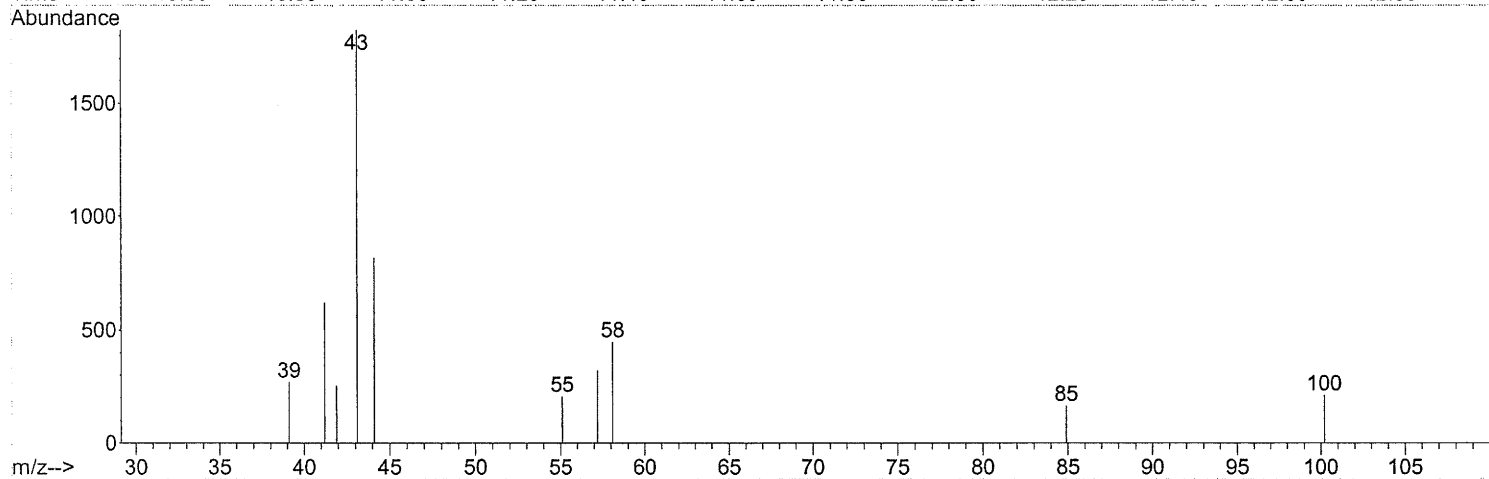
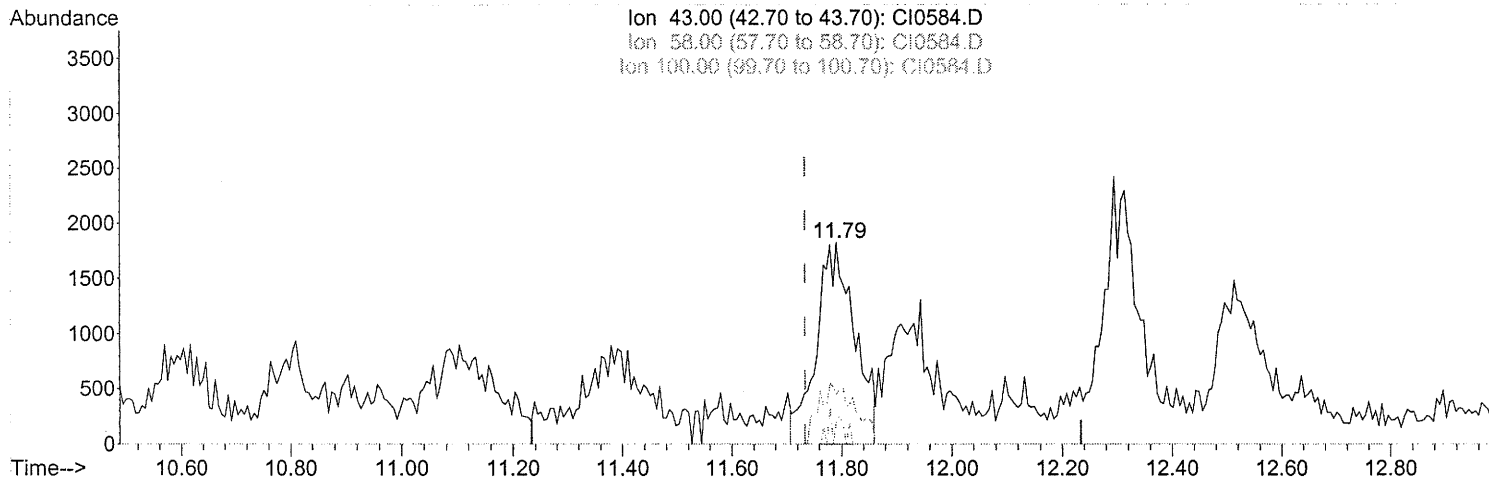
*split peak  
 noisy  
 9/22/05*

*From 753  
 9/22/05*

0175

Data Path : C:\MSDCHEM\1\DATA\SEP25\  
 Data File : CI0584.D  
 Acq On : 26 Sep 2005 7:37  
 Operator : JBS  
 Sample : 4600663 1000CC  
 Misc :  
 ALS Vial : 31 Sample Multiplier: 1

Quant Time: Sep 26 08:31:23 2005  
 Quant Method : C:\MSDCHEM\1\METHODS\ALLTO15.M  
 Quant Title :  
 QLast Update : Mon Sep 26 08:28:19 2005  
 Response via : Initial Calibration



(50) 4-Methyl-2-Pentanone

11.791min (+0.057) 0.32PPB m

response 86919

Ion	Exp%	Act%
43.00	100	100
58.00	38.50	0.00#
100.00	12.40	0.00#
0.00	0.00	0.00

*split peak  
 recovery  
 2/27/05*

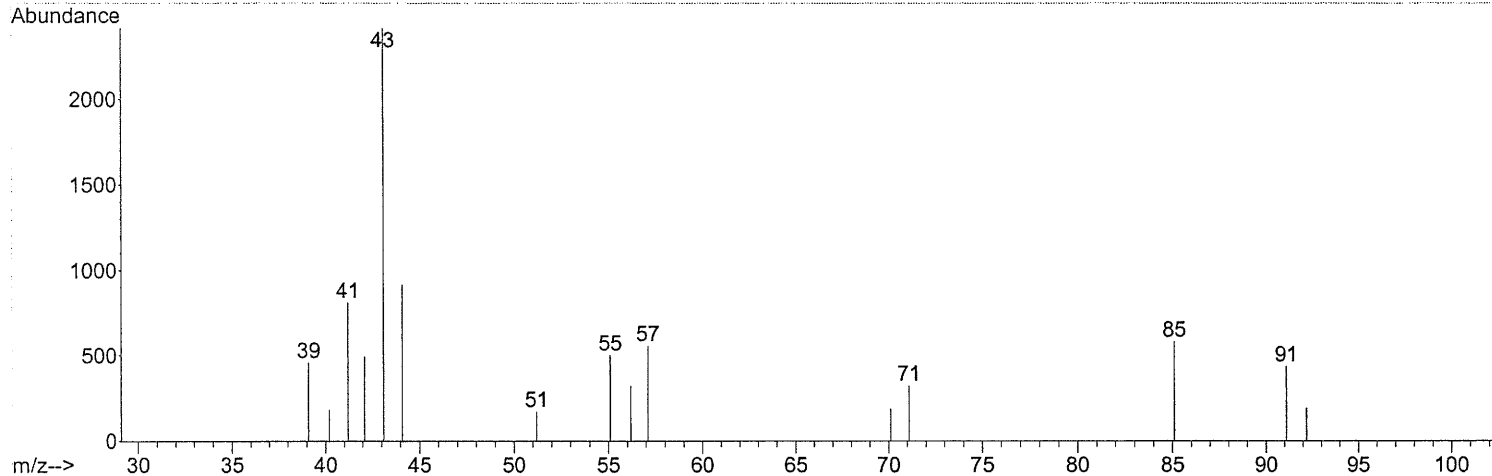
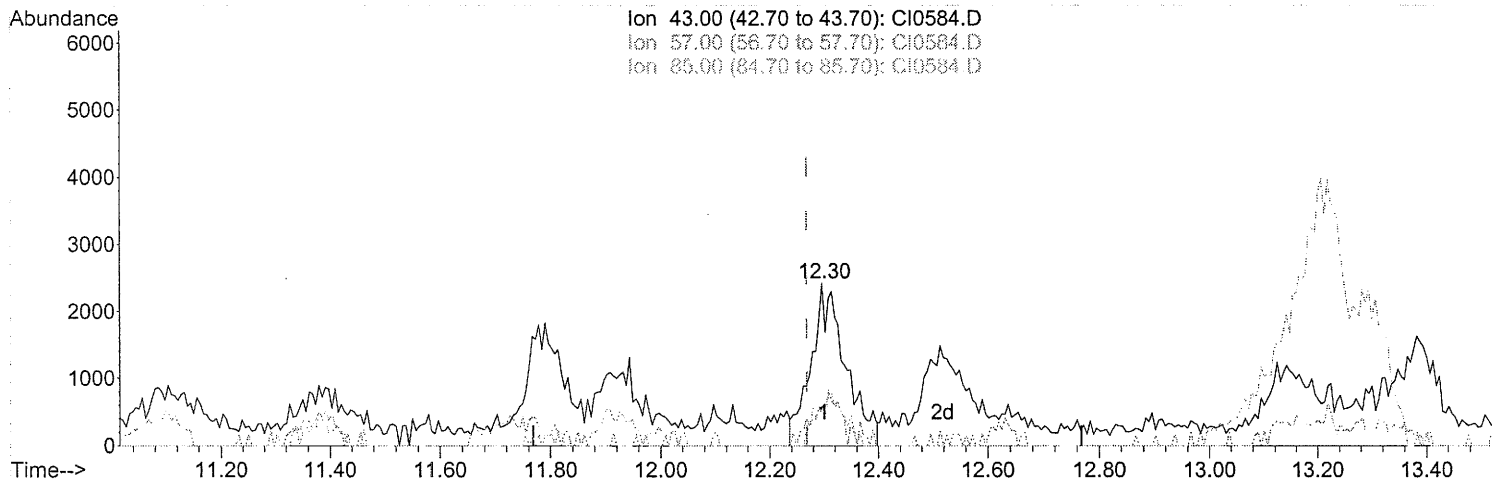
*SM 703  
 9/18/05*

8176

Quantitation Report (Qedit)

Data Path : C:\MSDCHEM\1\DATA\SEP25\  
 Data File : CI0584.D  
 Acq On : 26 Sep 2005 7:37  
 Operator : JBS  
 Sample : 4600663 1000CC  
 Misc :  
 ALS Vial : 31 Sample Multiplier: 1

Quant Time: Sep 26 08:31:23 2005  
 Quant Method : C:\MSDCHEM\1\METHODS\ALLTO15.M  
 Quant Title :  
 QLast Update : Mon Sep 26 08:28:19 2005  
 Response via : Initial Calibration



(53) Octane

12.296min (+0.028) 0.29PPB m

response 107530

Ion	Exp%	Act%
43.00	100	100
57.00	40.30	25.11#
85.00	35.10	25.71#
0.00	0.00	0.00

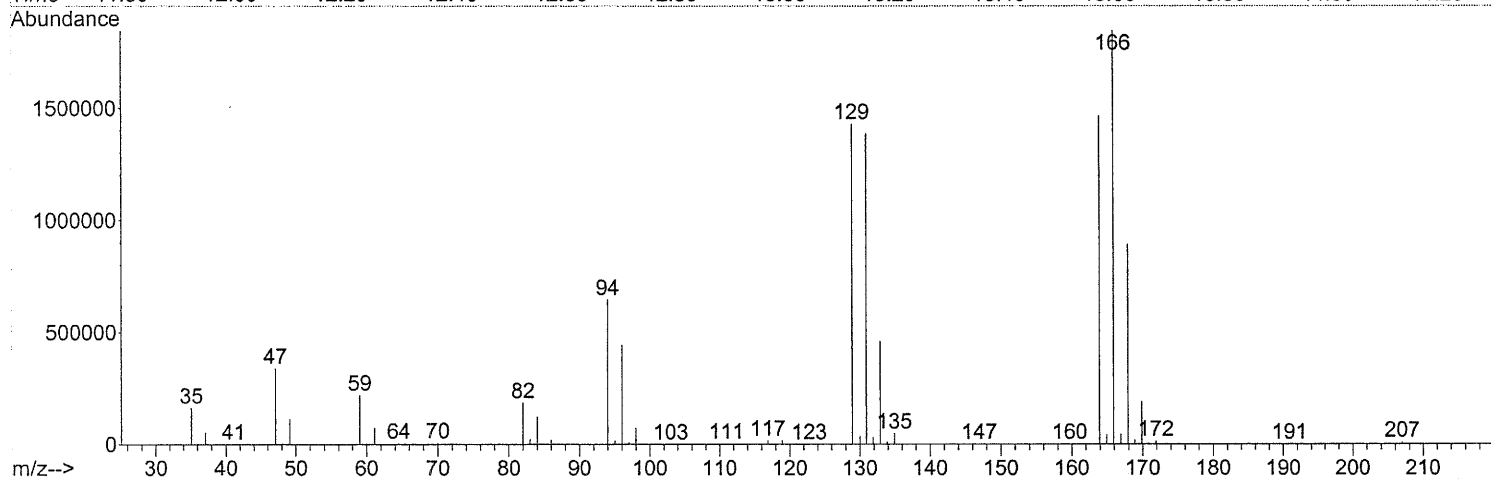
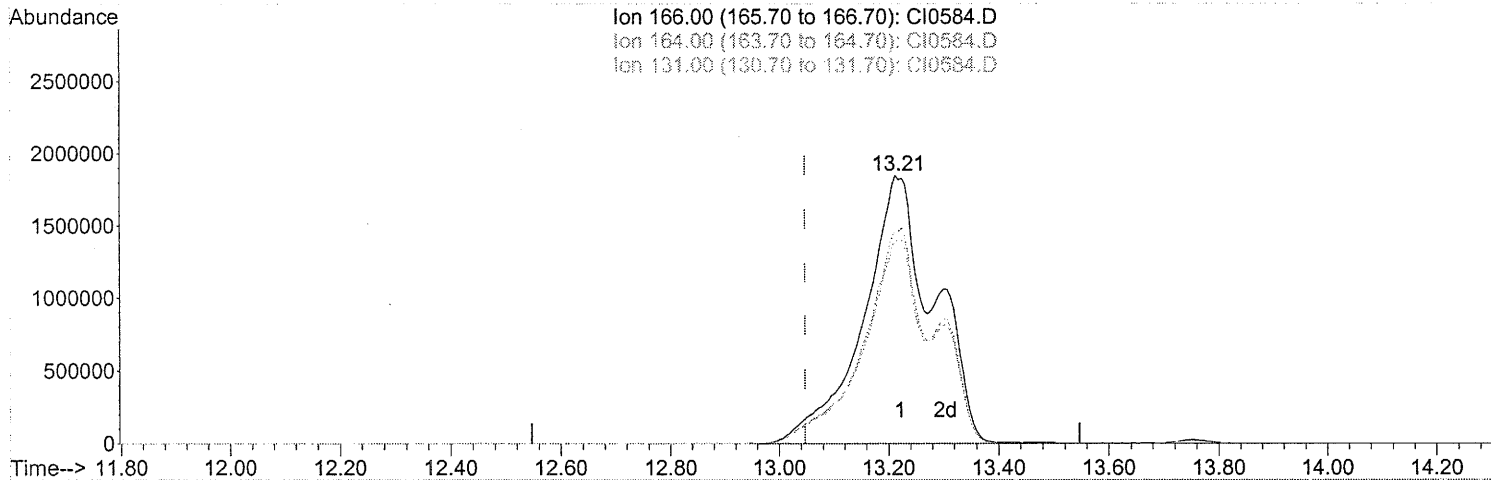
*split peak  
 reanalyze  
 9/27/05*

*Amms  
 9/27/05*

0177

Data Path : C:\MSDCHEM\1\DATA\SEP25\  
 Data File : CI0584.D  
 Acq On : 26 Sep 2005 7:37  
 Operator : JBS  
 Sample : 4600663 1000CC  
 Misc :  
 ALS Vial : 31 Sample Multiplier: 1

Quant Time: Sep 26 08:31:23 2005  
 Quant Method : C:\MSDCHEM\1\METHODS\ALLTO15.M  
 Quant Title :  
 QLast Update : Mon Sep 26 08:28:19 2005  
 Response via : Initial Calibration



(57) Tetrachloroethene

13.213min (+0.166) 494.72PPB m

response 164340046

Ion	Exp%	Act%
166.00	100	100
164.00	79.00	61.16#
131.00	73.70	58.28#
0.00	0.00	0.00

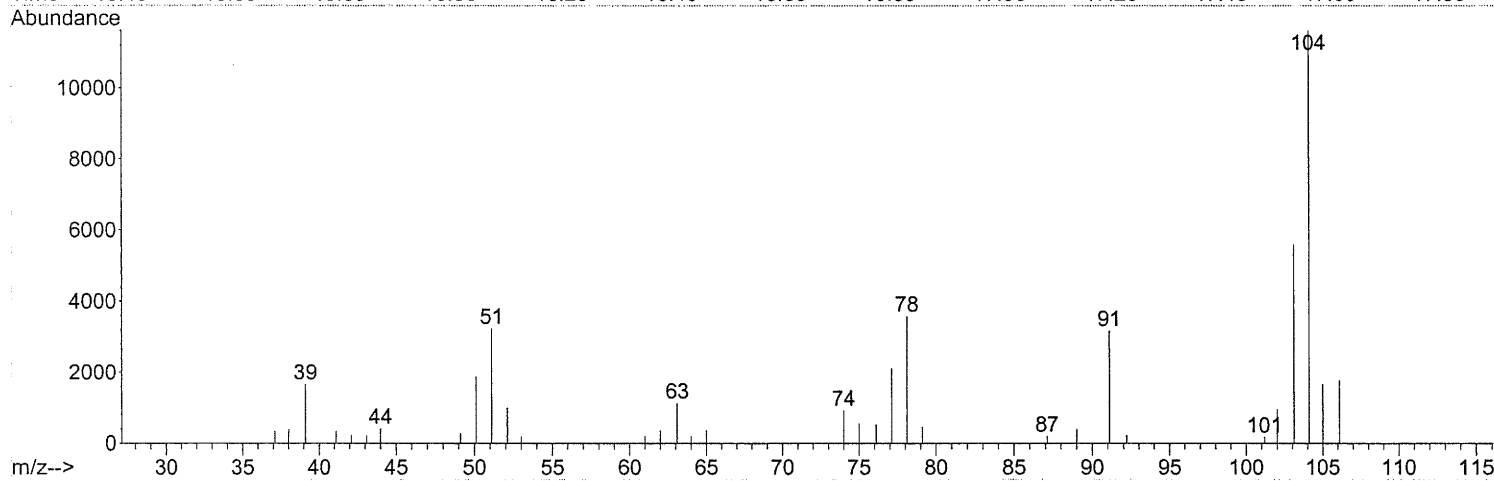
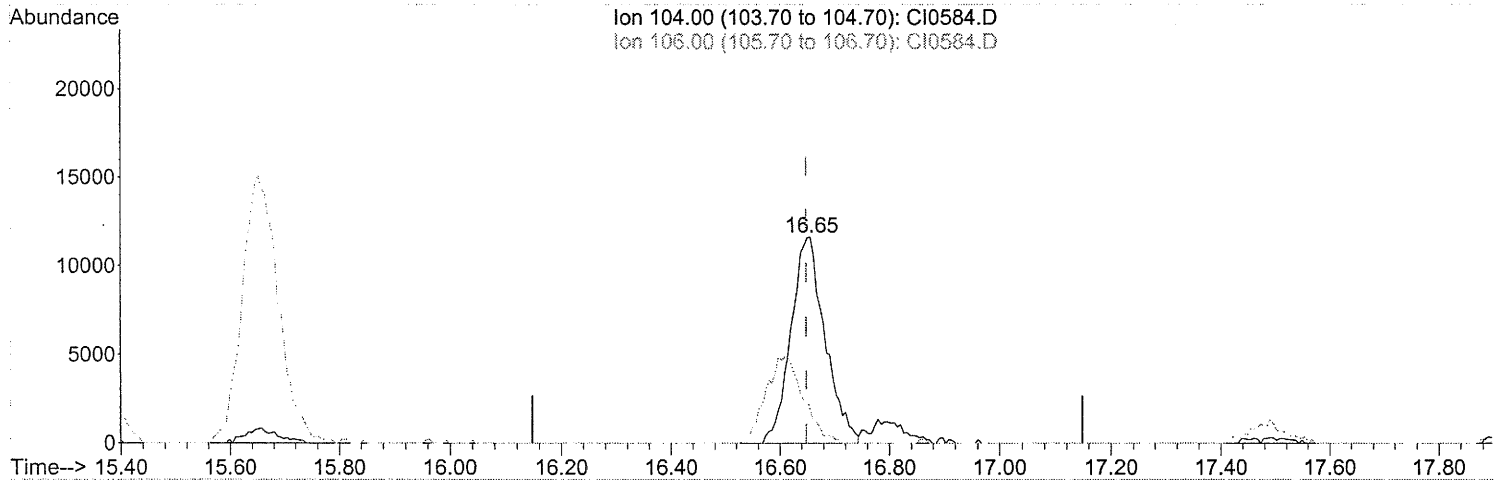
*split peak  
 2/27/05*

*from 7/23  
 9/27/05*

0170

Data Path : C:\MSDCHEM\1\DATA\SEP25\  
Data File : CI0584.D  
Acq On : 26 Sep 2005 7:37  
Operator : JBS  
Sample : 4600663 1000CC  
Misc :  
ALS Vial : 31 Sample Multiplier: 1

Quant Time: Sep 26 08:31:23 2005  
Quant Method : C:\MSDCHEM\1\METHODS\ALLTO15.M  
Quant Title :  
QLast Update : Mon Sep 26 08:28:19 2005  
Response via : Initial Calibration



(66) Styrene

16.656min (+0.007) 1.85PPB m

response 500875

Ion	Exp%	Act%
104.00	100	100
106.00	0.00	0.00
0.00	0.00	0.00
0.00	0.00	0.00

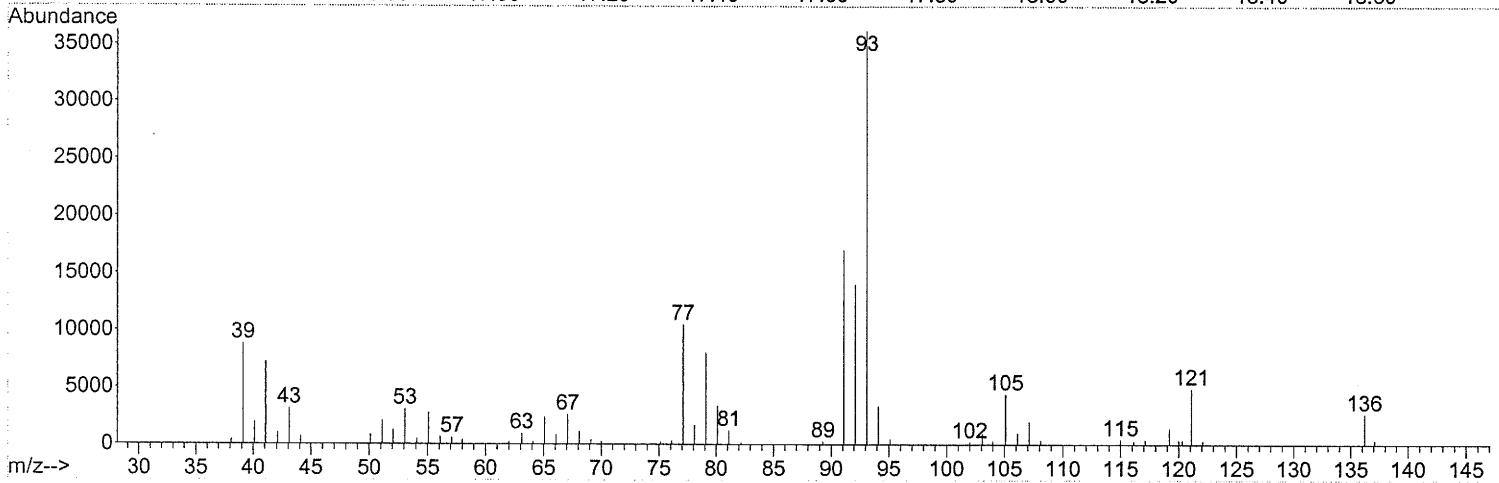
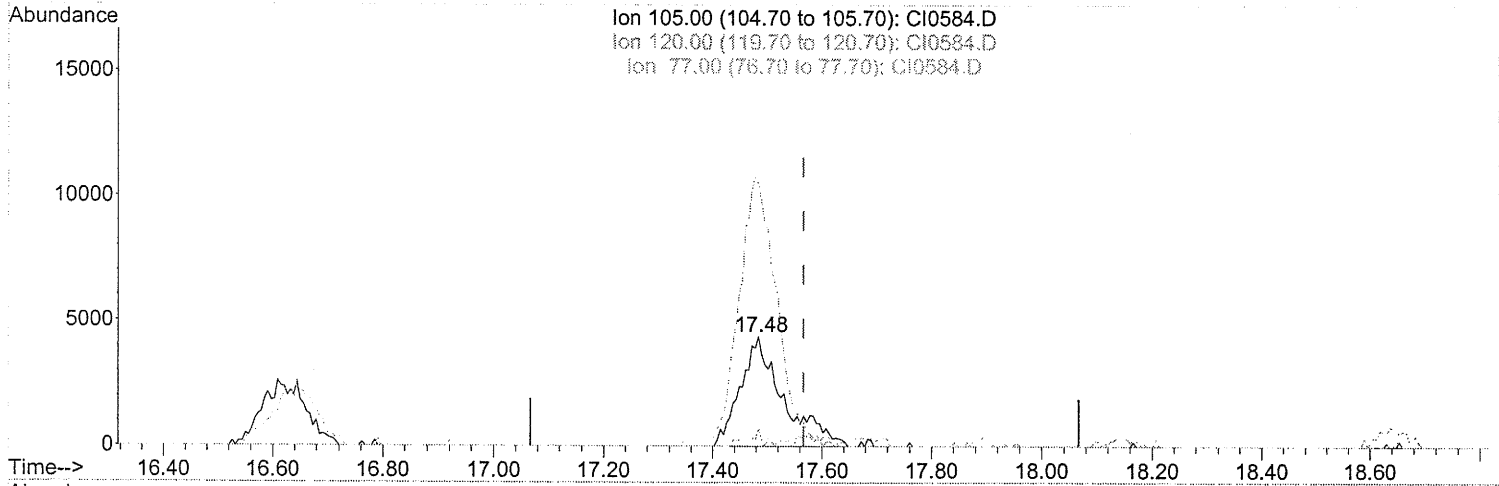
*split peak  
noisy  
2/2/05*

*from 703  
9/2/05*

8179

Data Path : C:\MSDCHEM\1\DATA\SEP25\  
Data File : CI0584.D  
Acq On : 26 Sep 2005 7:37  
Operator : JBS  
Sample : 4600663 1000CC  
Misc :  
ALS Vial : 31 Sample Multiplier: 1

Quant Time: Sep 26 08:31:23 2005  
Quant Method : C:\MSDCHEM\1\METHODS\ALLTO15.M  
Quant Title :  
QLast Update : Mon Sep 26 08:28:19 2005  
Response via : Initial Calibration



TIC: CI0584.D

(68) Cumene

17.484min (-0.082) 0.56PPB m

response 237001

Ion	Exp%	Act%
105.00	100	100
120.00	29.00	0.00#
77.00	13.00	220.07#
0.00	0.00	0.00

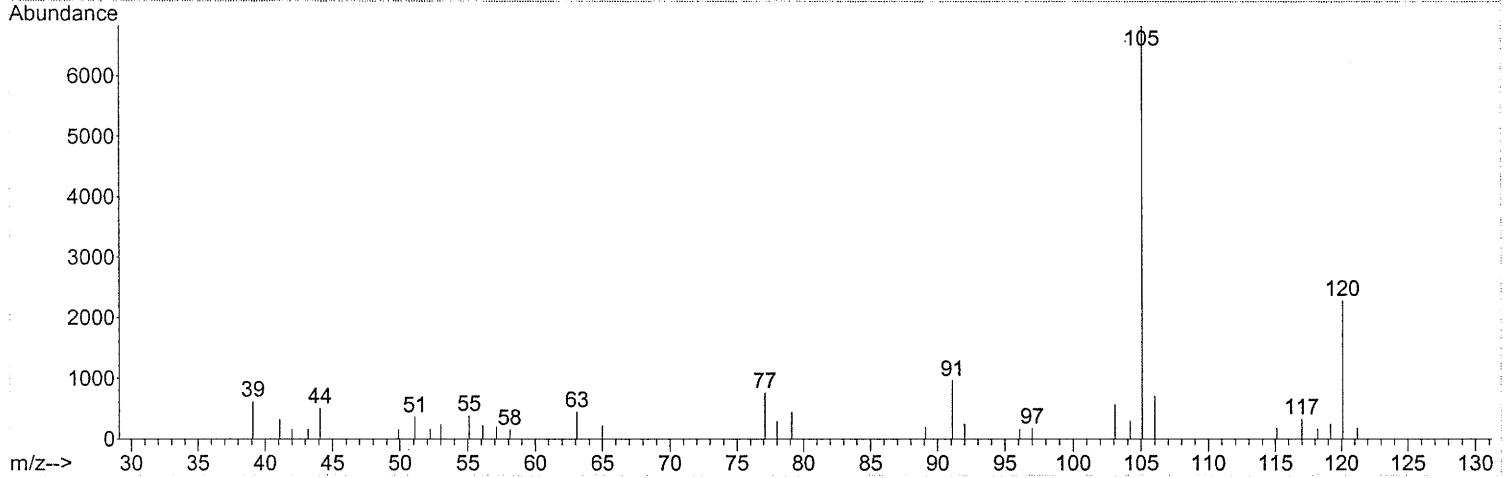
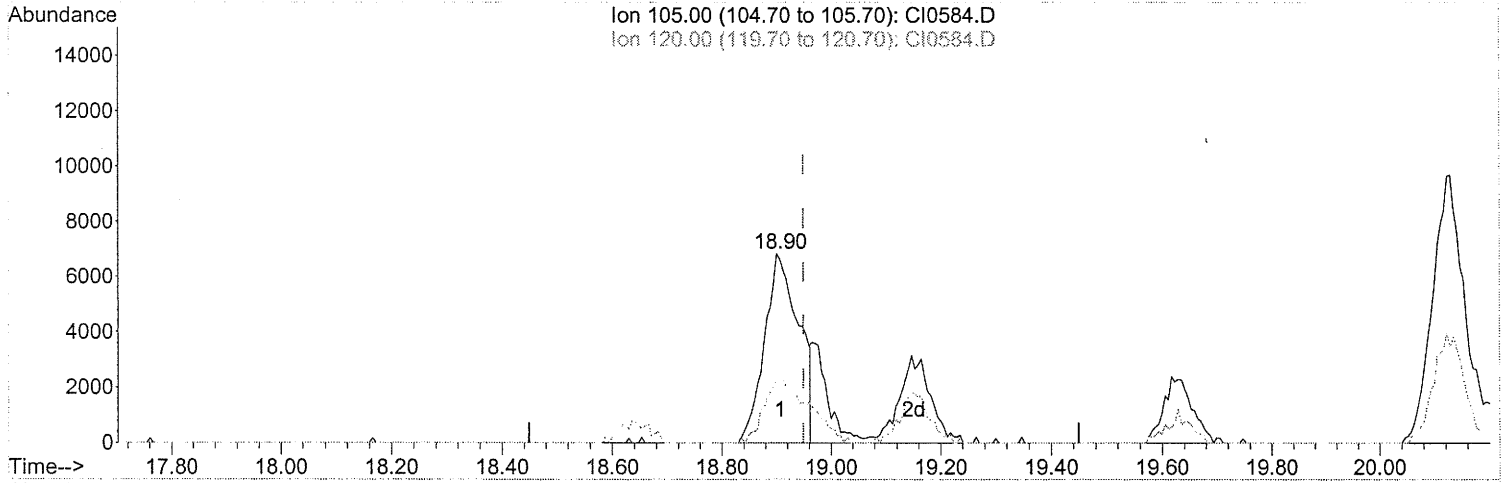
*split peak  
120.00  
9/27/05*

*from 77  
9/29/05*

0100

Data Path : C:\MSDCHEM\1\DATA\SEP25\  
 Data File : CI0584.D  
 Acq On : 26 Sep 2005 7:37  
 Operator : JBS  
 Sample : 4600663 1000CC  
 Misc :  
 ALS Vial : 31 Sample Multiplier: 1

Quant Time: Sep 26 08:31:23 2005  
 Quant Method : C:\MSDCHEM\1\METHODS\ALLTO15.M  
 Quant Title :  
 QLast Update : Mon Sep 26 08:28:19 2005  
 Response via : Initial Calibration



TIC: CI0584.D

(72) 4-Ethyltoluene

18.900min (-0.049) 0.58PPB m

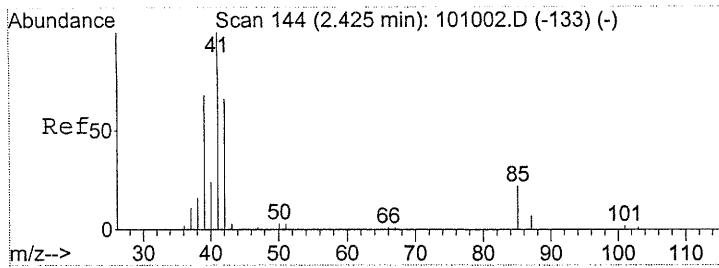
response 297386

Ion	Exp%	Act%
105.00	100	100
120.00	32.20	44.10#
0.00	0.00	0.00
0.00	0.00	0.00

*remove should  
 nably  
 9/27/05*

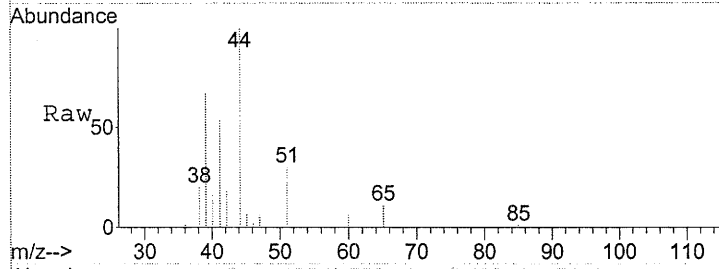
*MM 753  
 9/27/05*

9181

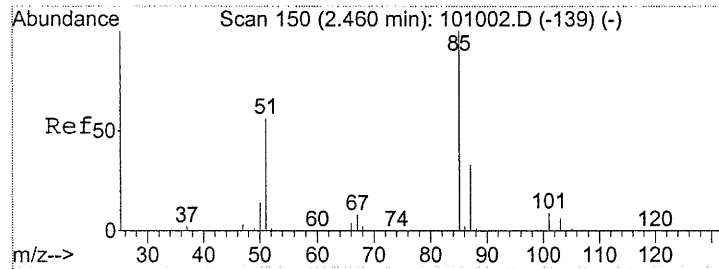
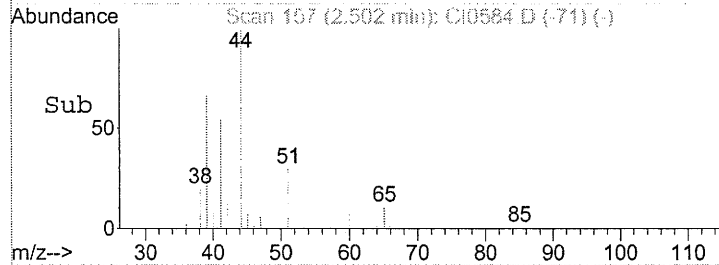
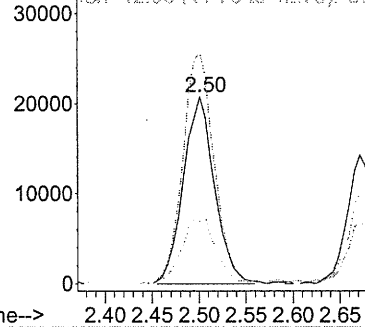


#2  
 Propene  
 Concen: 6.59 PPB  
 RT: 2.50 min Scan# 157  
 Delta R.T. 0.01 min  
 Lab File: CI0584.D  
 Acq: 26 Sep 2005 7:37

Tgt Ion	Resp	Lower	Upper
41	100		
39	123.4	51.6	77.4#
42	38.3	55.0	82.4#

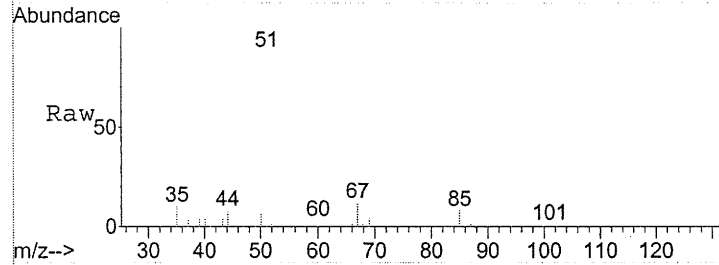


Abundance Ion 41.00 (40.70 to 41.70): ClO  
 Ion 39.00 (38.70 to 39.70): ClO  
 Ion 42.00 (41.70 to 42.70): ClO

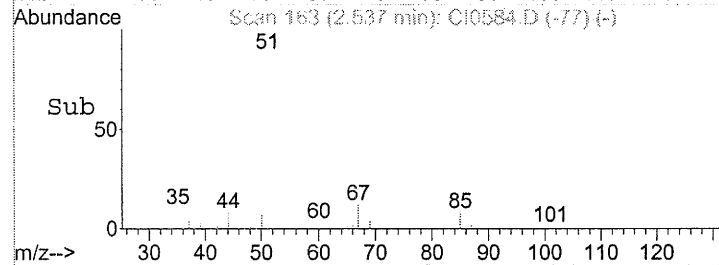
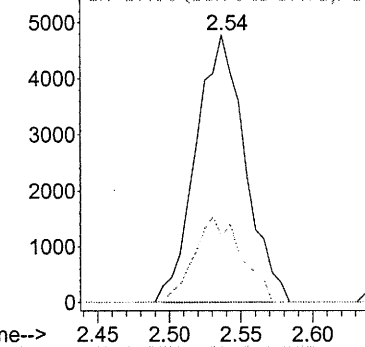


#3  
 Dichlorodifluoromethane  
 Concen: 0.55 PPB  
 RT: 2.54 min Scan# 163  
 Delta R.T. 0.01 min  
 Lab File: CI0584.D  
 Acq: 26 Sep 2005 7:37

Tgt Ion	Resp	Lower	Upper
85	100		
87	30.9	25.8	38.8

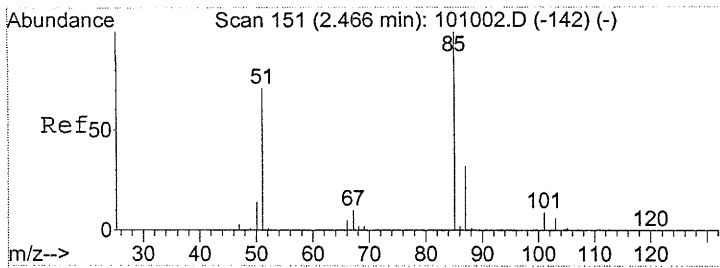


Abundance Ion 85.00 (84.70 to 85.70): ClO  
 Ion 87.00 (86.70 to 87.70): ClO



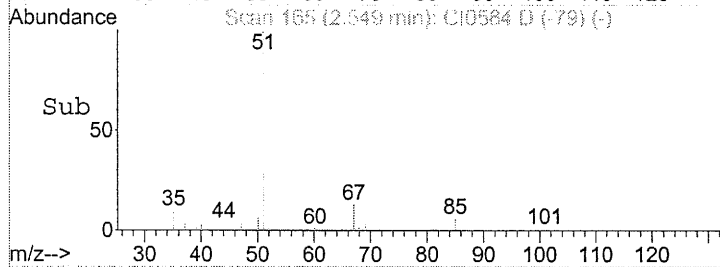
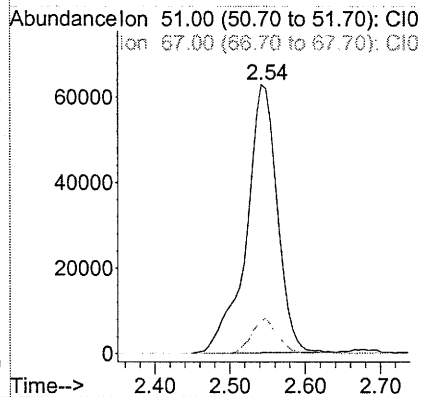
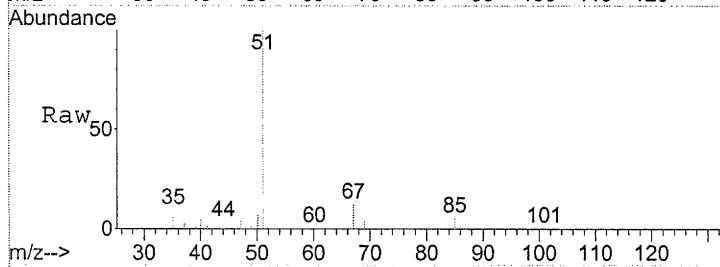
0182





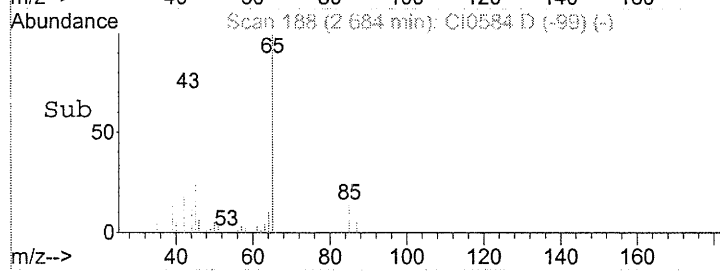
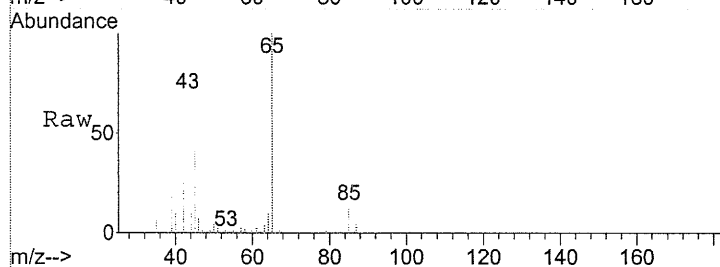
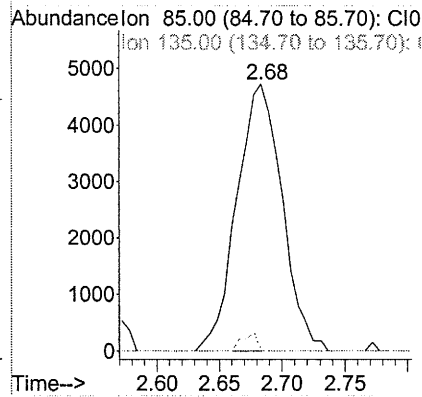
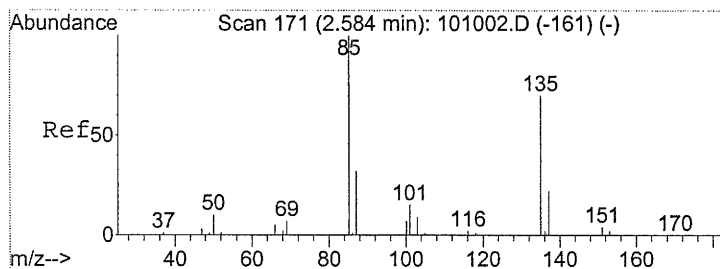
#4  
 Chlorodifluoromethane  
 Concen: 12.83 PPB  
 RT: 2.55 min Scan# 165  
 Delta R.T. 0.01 min  
 Lab File: CI0584.D  
 Acq: 26 Sep 2005 7:37

Tgt Ion: 51 Resp: 1802904  
 Ion Ratio Lower Upper  
 51 100  
 67 11.2 9.6 14.4

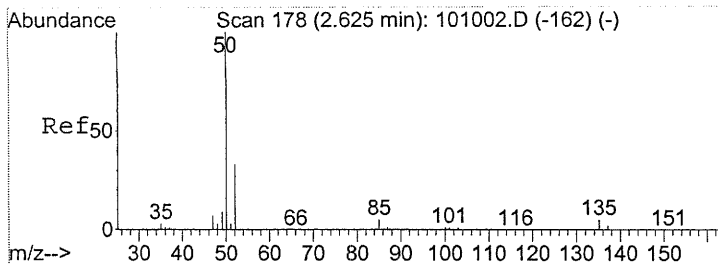


#5  
 Freon 114  
 Concen: 0.51 PPB  
 RT: 2.68 min Scan# 188  
 Delta R.T. 0.02 min  
 Lab File: CI0584.D  
 Acq: 26 Sep 2005 7:37

Tgt Ion: 85 Resp: 118752  
 Ion Ratio Lower Upper  
 85 100  
 135 0.0 64.6 97.0#

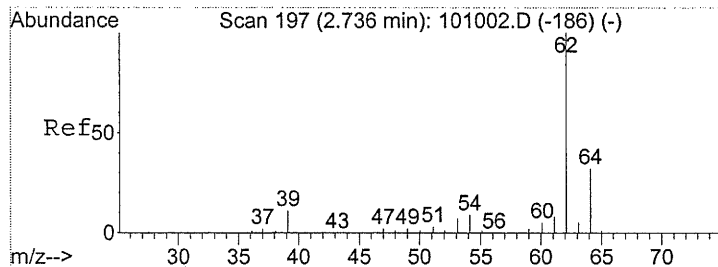
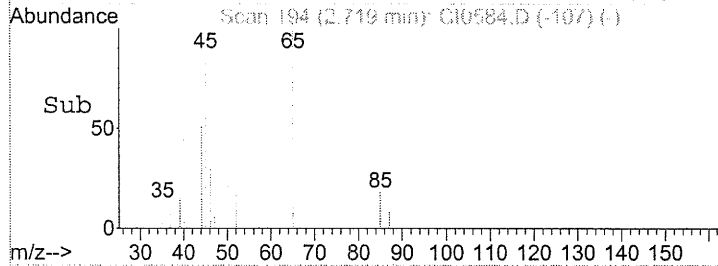
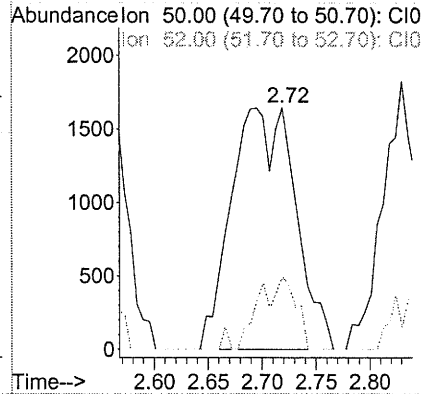
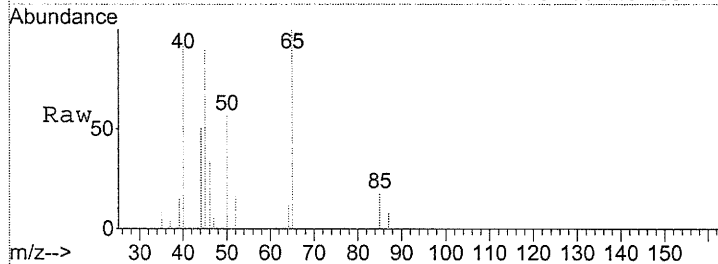


0183



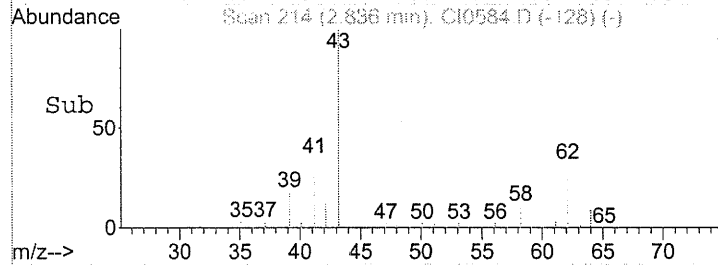
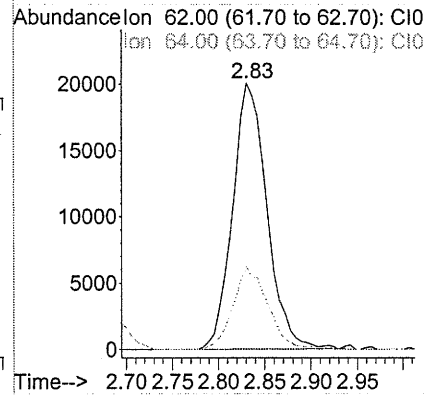
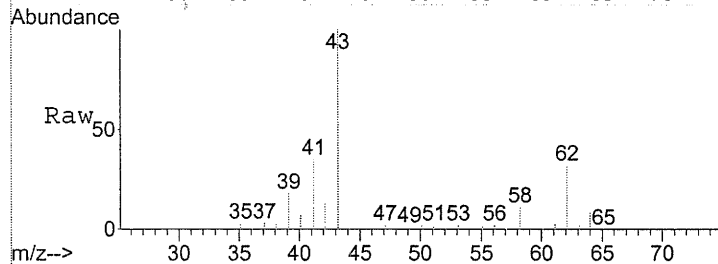
#6  
 Chloromethane  
 Concen: 0.62 PPB m  
 RT: 2.72 min Scan# 194  
 Delta R.T. 0.01 min  
 Lab File: CI0584.D  
 Acq: 26 Sep 2005 7:37

Tgt Ion	Resp	Lower	Upper
50	100		
52	0.0	21.0	31.4#

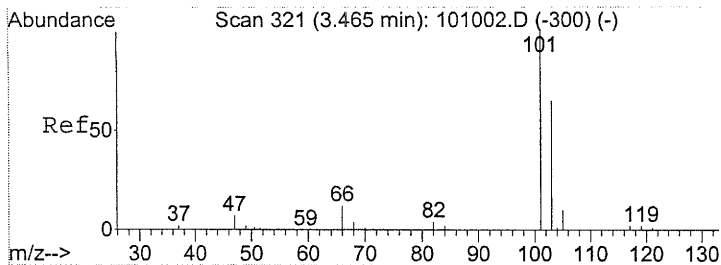


#7  
 Vinyl Chloride  
 Concen: 6.53 PPB  
 RT: 2.83 min Scan# 214  
 Delta R.T. 0.00 min  
 Lab File: CI0584.D  
 Acq: 26 Sep 2005 7:37

Tgt Ion	Resp	Lower	Upper
62	100		
64	31.3	24.6	36.8

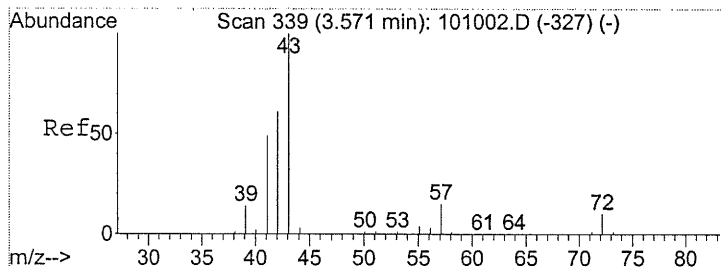
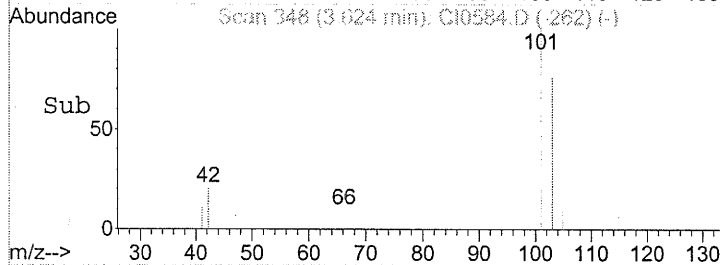
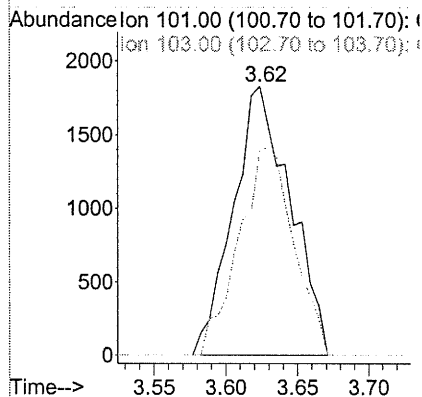
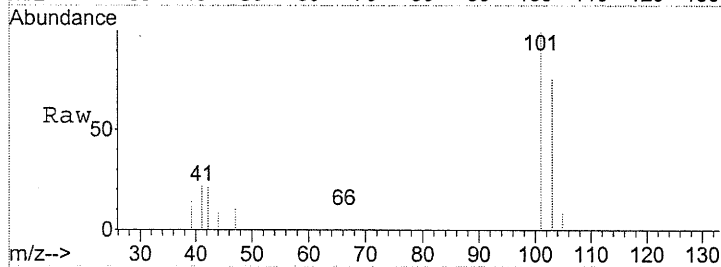


5184



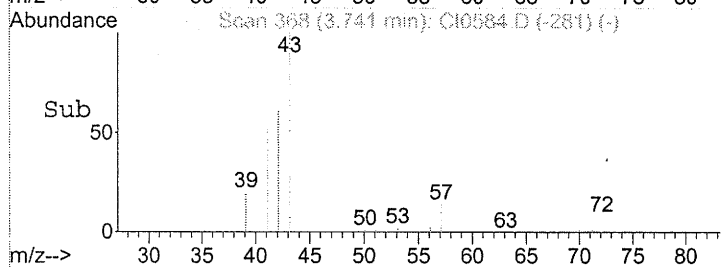
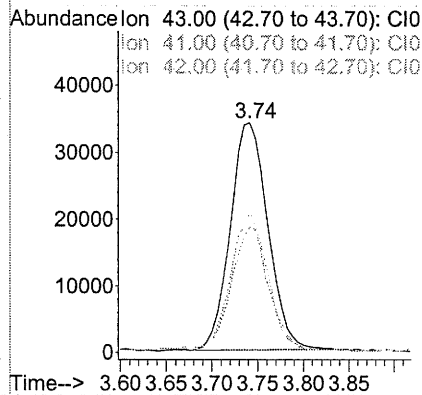
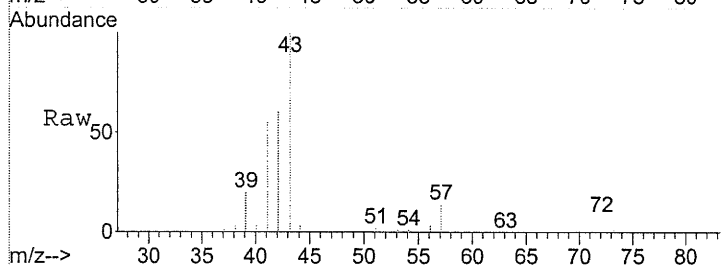
#12  
 Trichlorofluoromethane  
 Concen: 0.21 PPB  
 RT: 3.62 min Scan# 348  
 Delta R.T. 0.00 min  
 Lab File: CI0584.D  
 Acq: 26 Sep 2005 7:37

Tgt Ion: 101 Resp: 50706  
 Ion Ratio Lower Upper  
 101 100  
 103 74.2 52.2 78.4

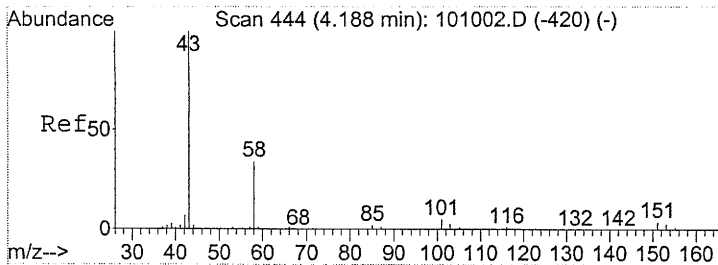


#13  
 Pentane  
 Concen: 5.96 PPB  
 RT: 3.74 min Scan# 368  
 Delta R.T. 0.01 min  
 Lab File: CI0584.D  
 Acq: 26 Sep 2005 7:37

Tgt Ion: 43 Resp: 973798  
 Ion Ratio Lower Upper  
 43 100  
 41 53.7 37.7 56.5  
 42 57.5 47.8 71.8

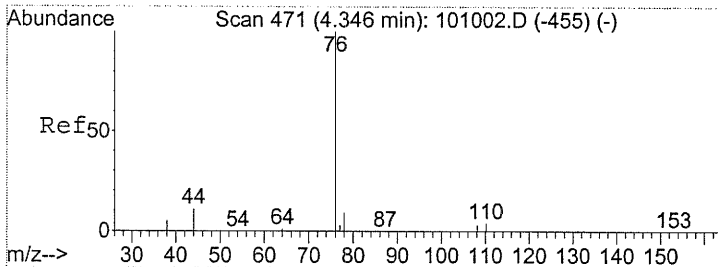
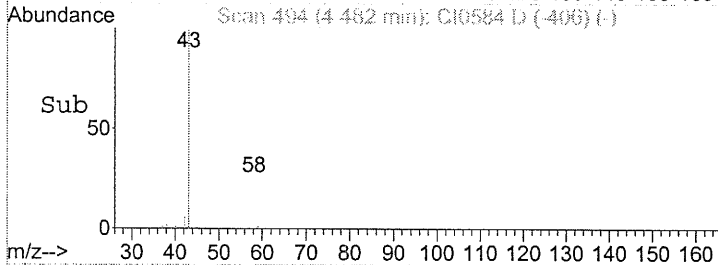
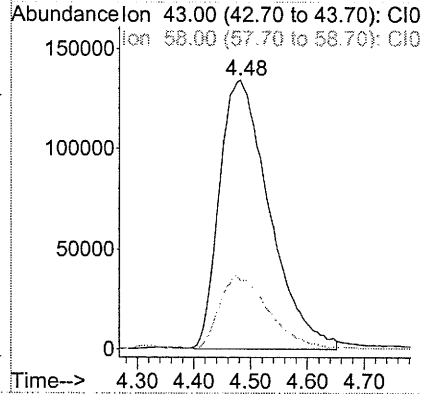
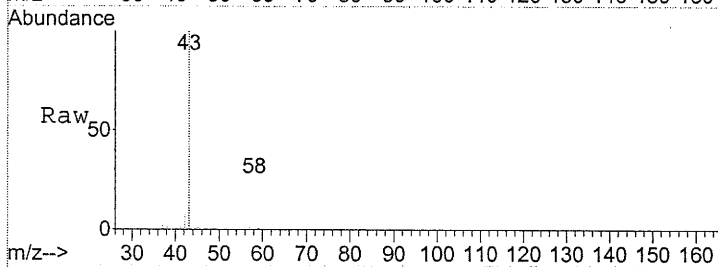


51 49 51



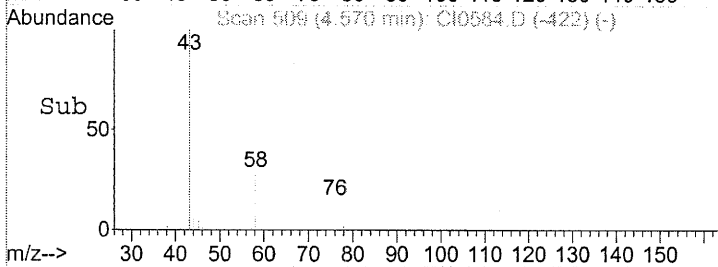
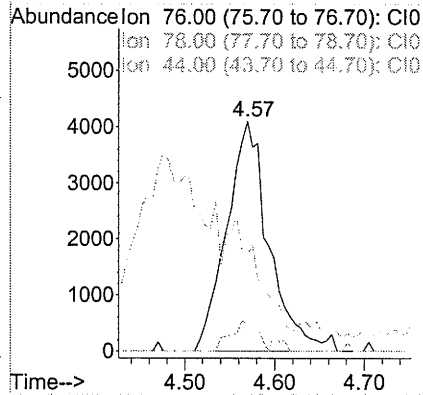
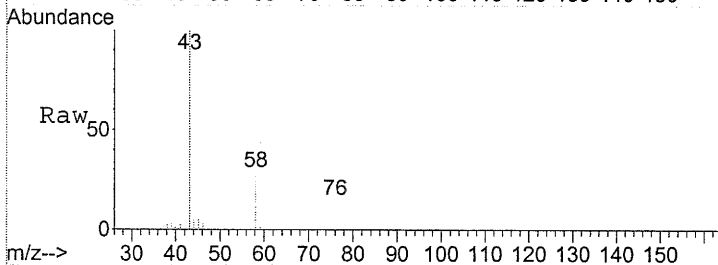
#17  
 Acetone  
 Concen: 68.75 PPB m  
 RT: 4.48 min Scan# 494  
 Delta R.T. 0.02 min  
 Lab File: CI0584.D  
 Acq: 26 Sep 2005 7:37

Tgt Ion: 43 Resp: 8235054  
 Ion Ratio Lower Upper  
 43 100  
 58 27.1 28.2 42.4#

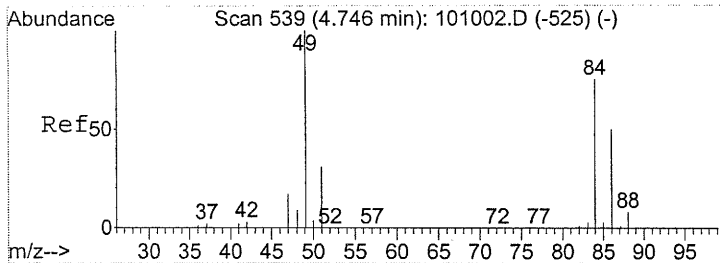


#19  
 Carbon Disulfide  
 Concen: 0.65 PPB m  
 RT: 4.57 min Scan# 509  
 Delta R.T. 0.01 min  
 Lab File: CI0584.D  
 Acq: 26 Sep 2005 7:37

Tgt Ion: 76 Resp: 133820  
 Ion Ratio Lower Upper  
 76 100  
 78 0.0 7.4 11.0#  
 44 0.0 13.6 20.4#

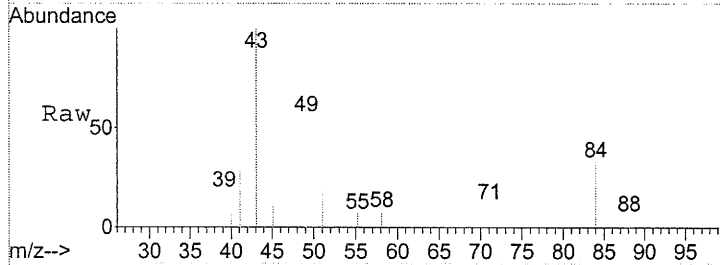


8186

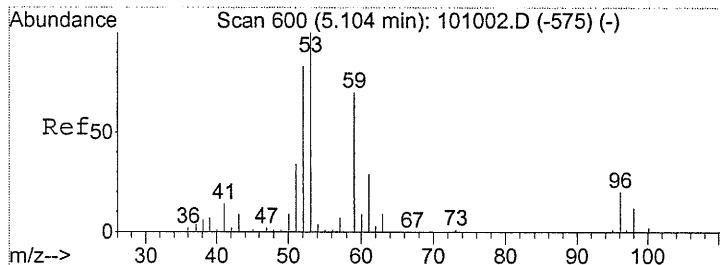
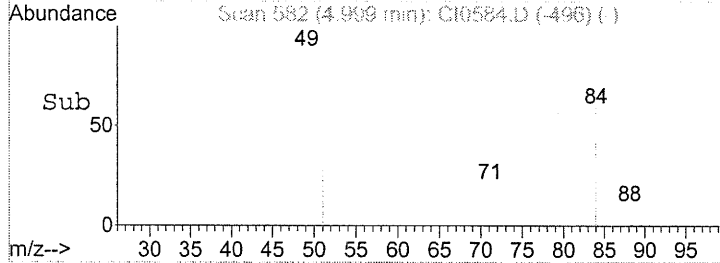
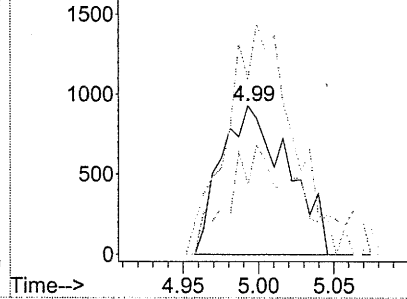


#22  
 Methylene Chloride  
 Concen: 0.45 PPB  
 RT: 5.00 min Scan# 582  
 Delta R.T. 0.00 min  
 Lab File: CI0584.D  
 Acq: 26 Sep 2005 7:37

Tgt Ion	Resp	Lower	Upper
84	100		
86	0.0	56.4	84.6#
49	153.1	155.8	233.6#

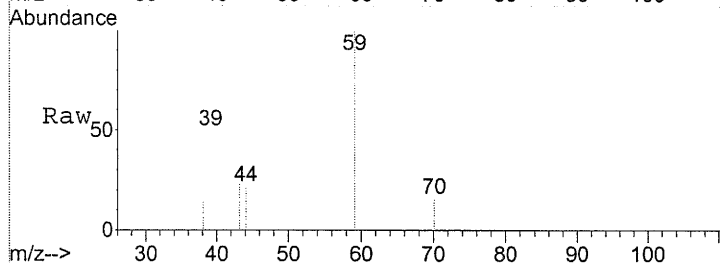


Abundance Ion 84.00 (83.70 to 84.70): ClO  
 Ion 86.00 (85.70 to 86.70): ClO  
 Ion 49.00 (48.70 to 49.70): ClO

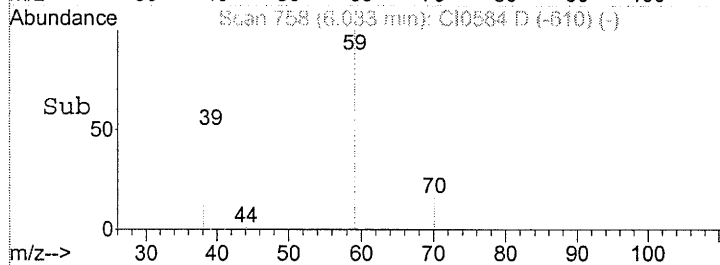
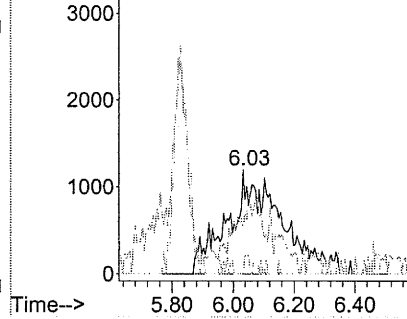


#23  
 tert-Butyl Alcohol  
 Concen: 1.04 PPB m  
 RT: 6.03 min Scan# 758  
 Delta R.T. 0.37 min  
 Lab File: CI0584.D  
 Acq: 26 Sep 2005 7:37

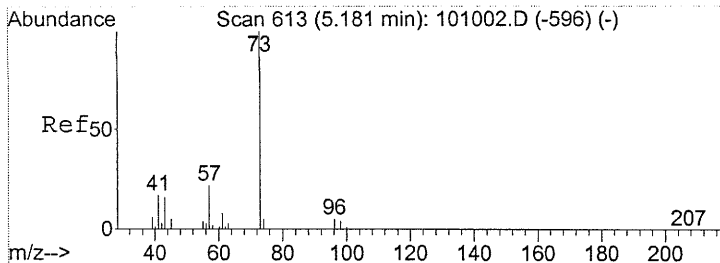
Tgt Ion	Resp	Lower	Upper
59	100		
41	0.0	0.0	0.0
57	0.0	0.0	0.0



Abundance Ion 59.00 (58.70 to 59.70): ClO  
 Ion 41.00 (40.70 to 41.70): ClO  
 Ion 57.00 (56.70 to 57.70): ClO

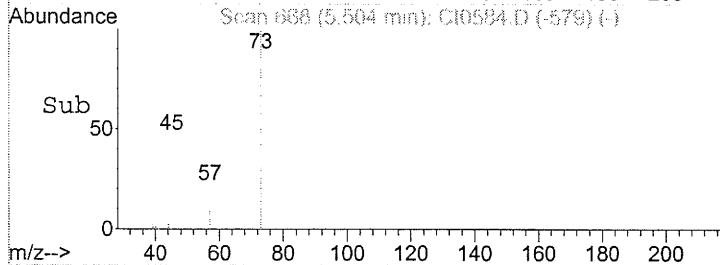
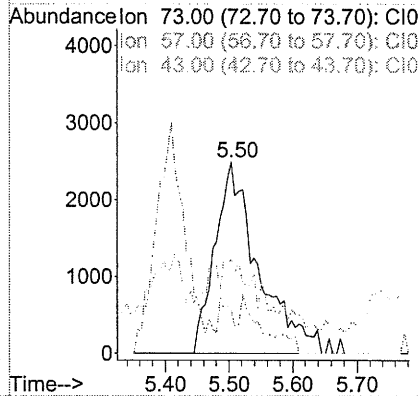
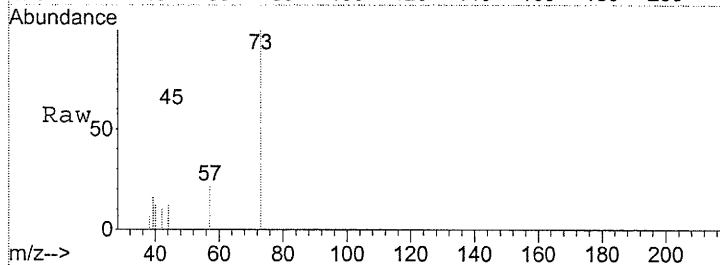


0107



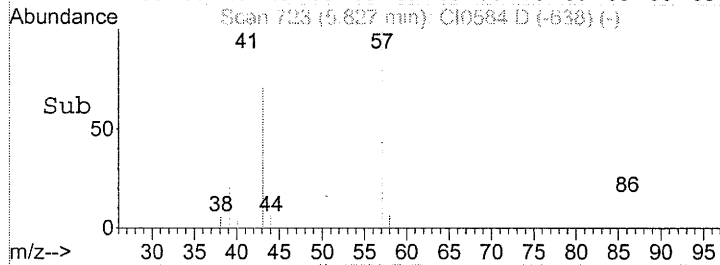
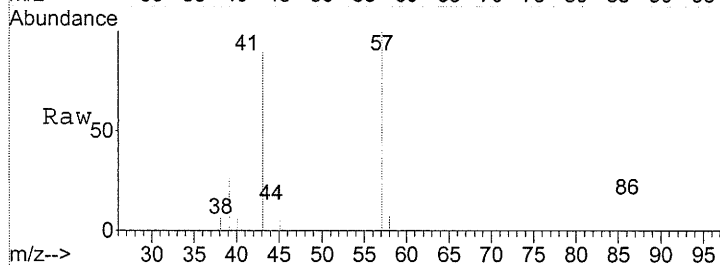
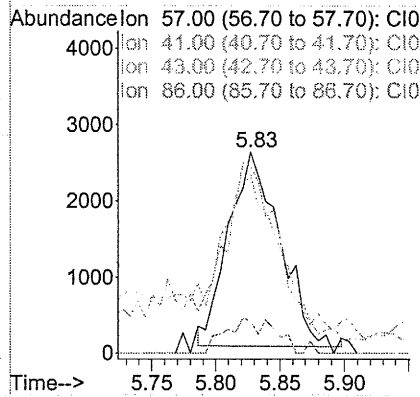
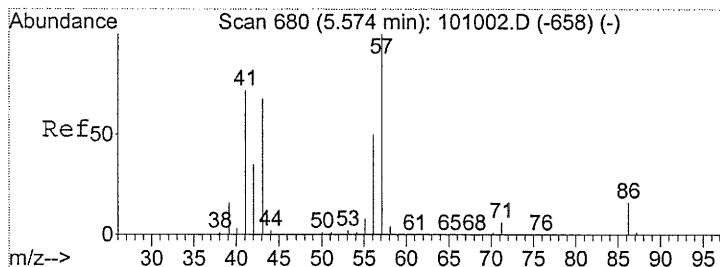
#26  
 Methyl t-Butyl Ether  
 Concen: 0.66 PPB  
 RT: 5.51 min Scan# 668  
 Delta R.T. 0.02 min  
 Lab File: CI0584.D  
 Acq: 26 Sep 2005 7:37

Tgt Ion	Resp	Lower	Upper
73	118158		
57	0.0	28.2	42.2#
43	0.0	22.9	34.3#

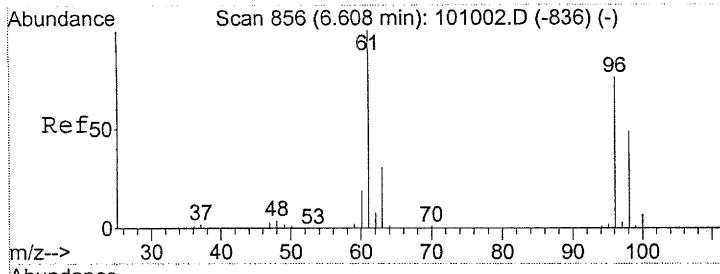


#27  
 Hexane  
 Concen: 0.59 PPB  
 RT: 5.83 min Scan# 723  
 Delta R.T. 0.00 min  
 Lab File: CI0584.D  
 Acq: 26 Sep 2005 7:37

Tgt Ion	Resp	Lower	Upper
57	71239		
41	90.2	60.4	90.6
43	87.4	53.3	79.9#
86	0.0	10.2	15.2#



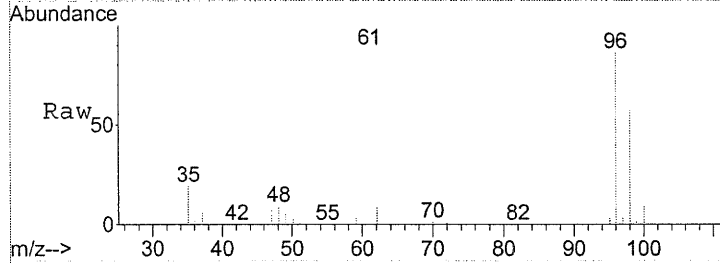
8188



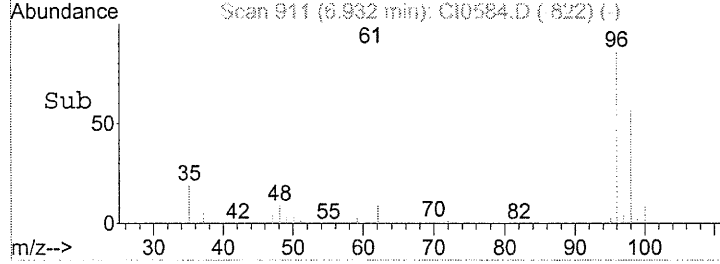
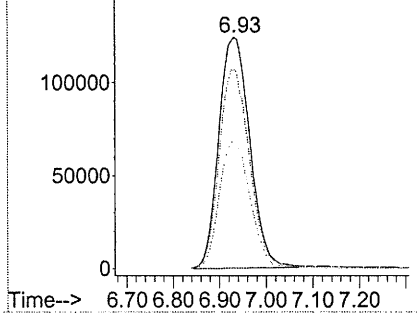
#30  
 cis-1,2-Dichloroethene  
 Concen: 58.58 PPB  
 RT: 6.93 min Scan# 911  
 Delta R.T. 0.02 min  
 Lab File: CI0584.D  
 Acq: 26 Sep 2005 7:37

Tgt Ion: 61 Resp: 5712565

Ion	Ratio	Lower	Upper
61	100		
96	84.1	53.8	80.8#
98	54.5	34.8	52.2#



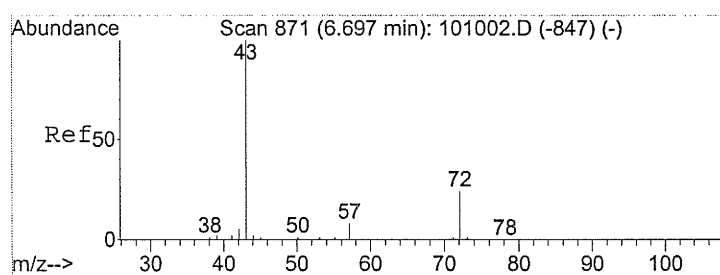
Abundance Ion 61.00 (60.70 to 61.70): C10  
 Ion 96.00 (95.70 to 96.70): C10  
 Ion 98.00 (97.70 to 98.70): C10



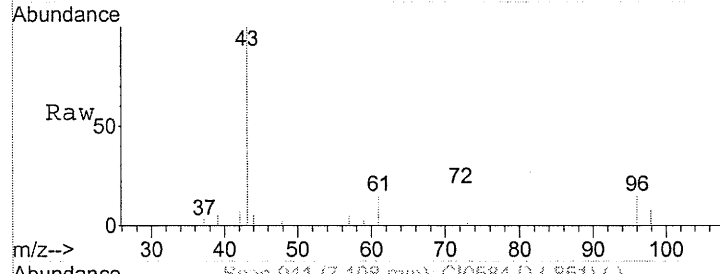
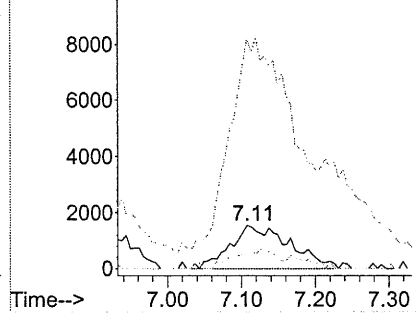
#31  
 2-Butanone  
 Concen: 3.41 PPB m  
 RT: 7.11 min Scan# 941  
 Delta R.T. 0.03 min  
 Lab File: CI0584.D  
 Acq: 26 Sep 2005 7:37

Tgt Ion: 72 Resp: 86200

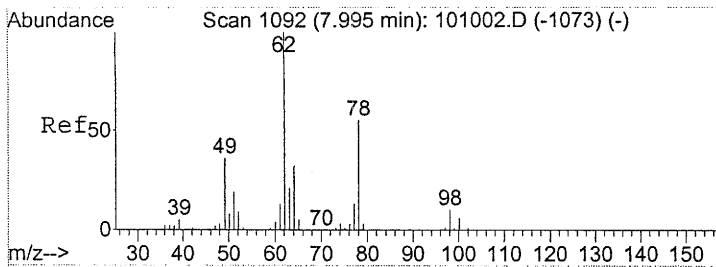
Ion	Ratio	Lower	Upper
72	100		
43	712.1	415.1	622.7#
57	0.0	28.9	43.3#



Abundance Ion 72.00 (71.70 to 72.70): C10  
 Ion 43.00 (42.70 to 43.70): C10  
 Ion 57.00 (56.70 to 57.70): C10

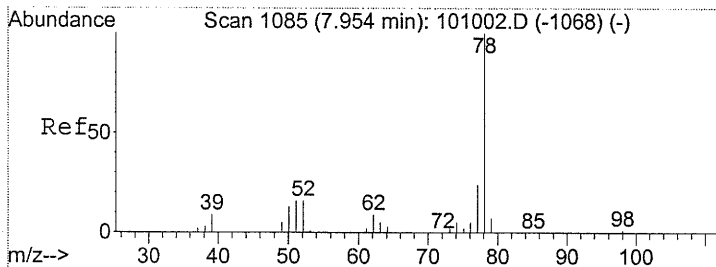
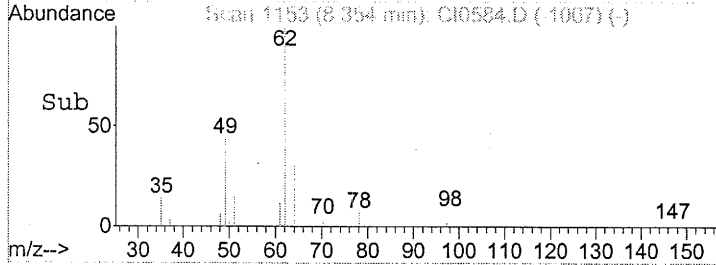
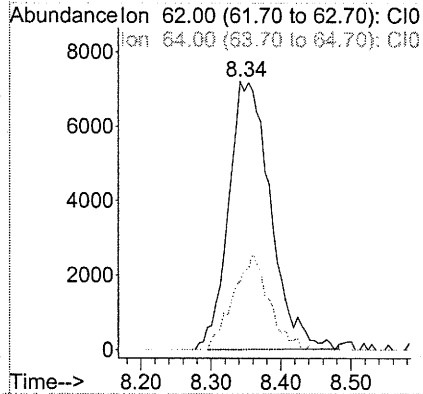
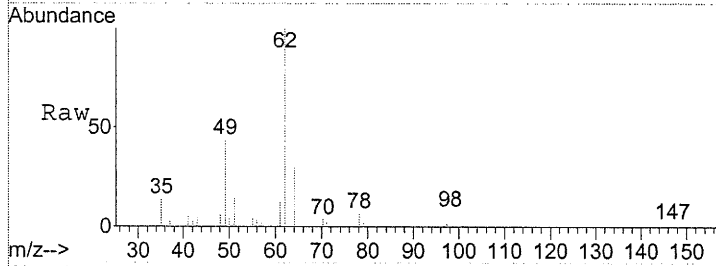


0189



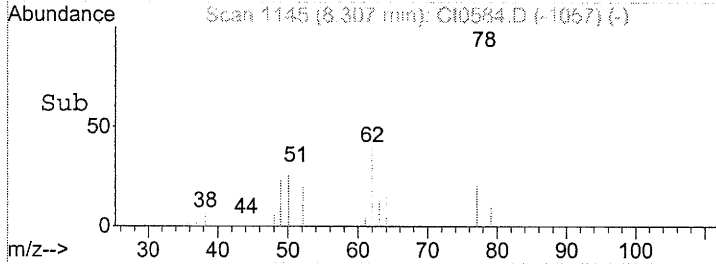
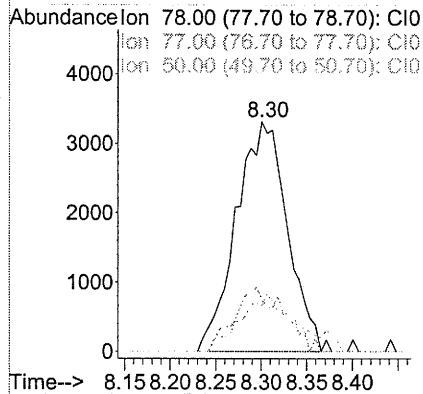
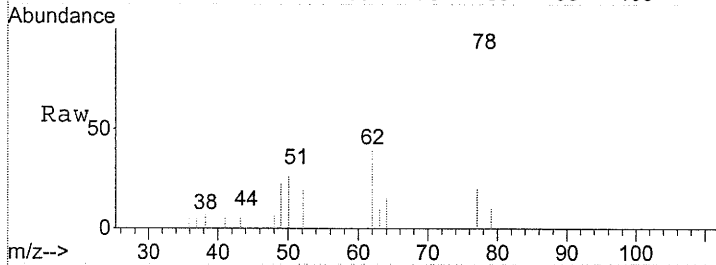
#38  
 1,2-Dichloroethane  
 Concen: 3.27 PPB  
 RT: 8.35 min Scan# 1153  
 Delta R.T. 0.01 min  
 Lab File: CI0584.D  
 Acq: 26 Sep 2005 7:37

Tgt Ion: 62 Resp: 299667  
 Ion Ratio Lower Upper  
 62 100  
 64 30.5 24.6 36.8



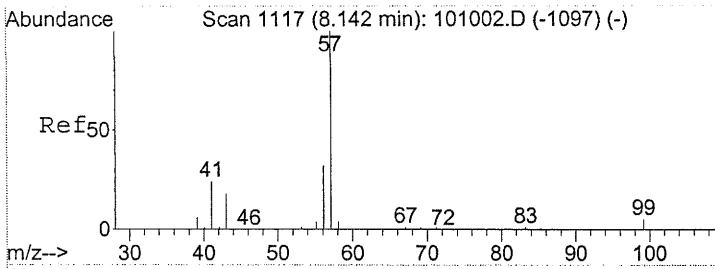
#39  
 Benzene  
 Concen: 0.66 PPB  
 RT: 8.31 min Scan# 1145  
 Delta R.T. 0.02 min  
 Lab File: CI0584.D  
 Acq: 26 Sep 2005 7:37

Tgt Ion: 78 Resp: 129795  
 Ion Ratio Lower Upper  
 78 100  
 77 0.0 18.6 27.8#  
 50 26.7 16.9 25.3#



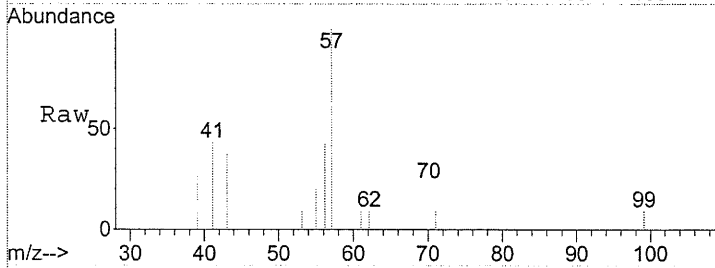
0190



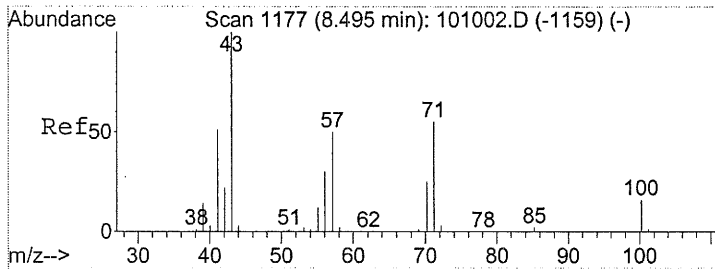
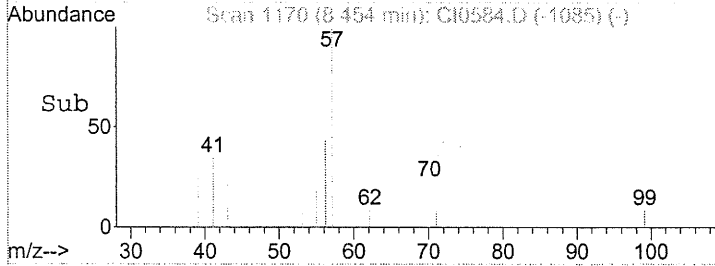
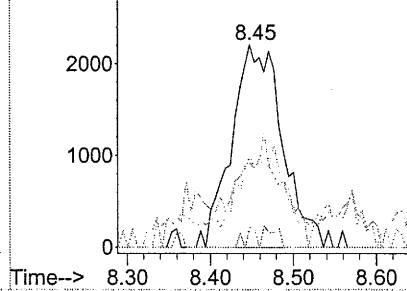


#40  
 Isooctane  
 Concen: 0.27 PPB  
 RT: 8.45 min Scan# 1170  
 Delta R.T. -0.01 min  
 Lab File: CI0584.D  
 Acq: 26 Sep 2005 7:37

Tgt Ion	Resp	Lower	Upper
57	94173		
41	0.0	18.7	28.1#
56	0.0	25.7	38.5#
99	0.0	3.5	5.3#



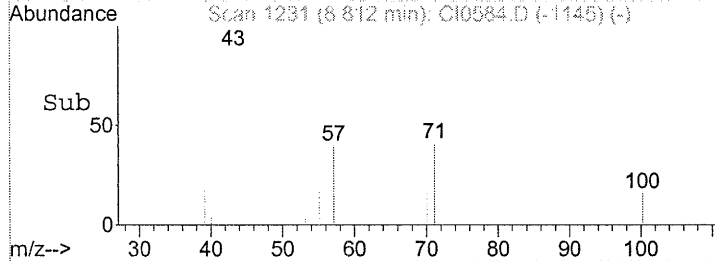
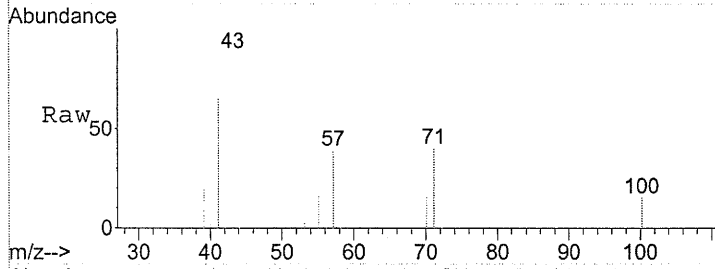
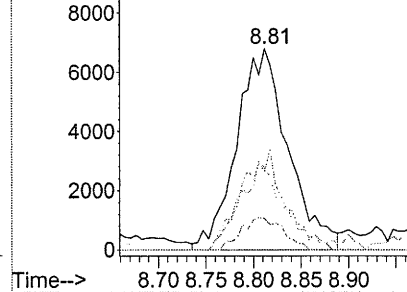
Abundance Ion 57.00 (56.70 to 57.70): ClO  
 Ion 41.00 (40.70 to 41.70): ClO  
 Ion 56.00 (55.70 to 56.70): ClO  
 Ion 99.00 (98.70 to 99.70): ClO



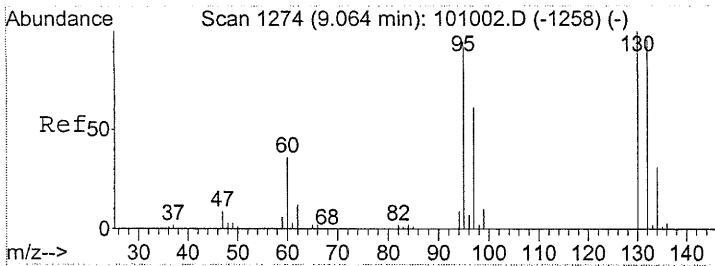
#41  
 Heptane  
 Concen: 1.71 PPB m  
 RT: 8.81 min Scan# 1231  
 Delta R.T. 0.00 min  
 Lab File: CI0584.D  
 Acq: 26 Sep 2005 7:37

Tgt Ion	Resp	Lower	Upper
43	257525		
57	43.8	39.4	59.2
71	37.8	30.1	45.1
100	12.8	11.7	17.5

Abundance Ion 43.00 (42.70 to 43.70): ClO  
 Ion 57.00 (56.70 to 57.70): ClO  
 Ion 71.00 (70.70 to 71.70): ClO  
 Ion 100.00 (99.70 to 100.70): C

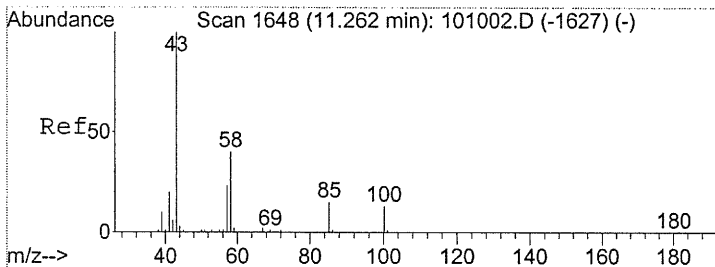
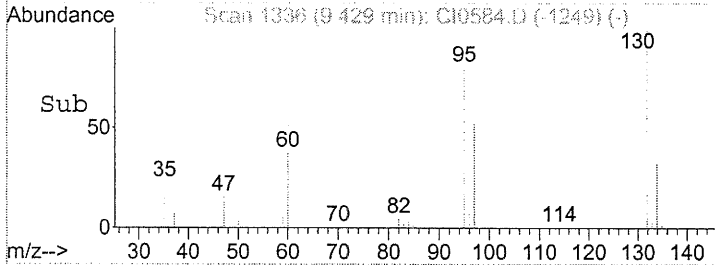
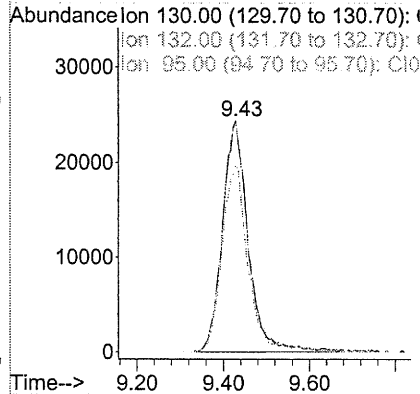
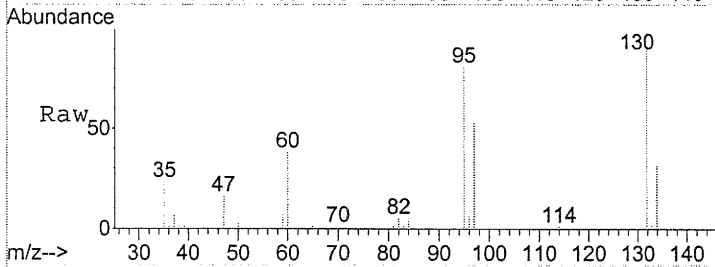


8191



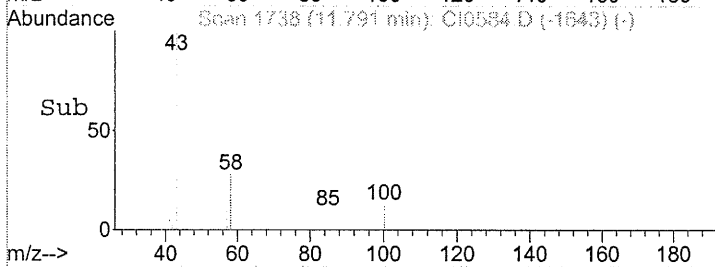
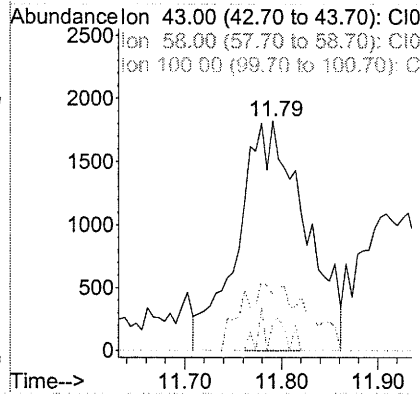
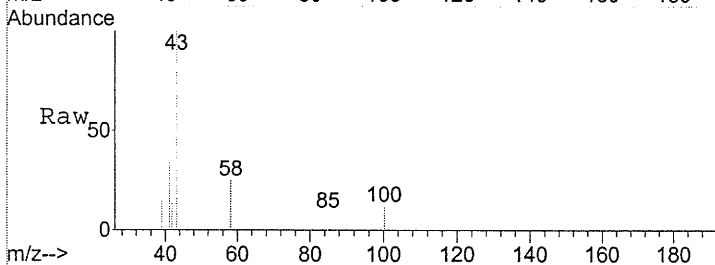
#42  
 Trichloroethene  
 Concen: 6.26 PPB  
 RT: 9.43 min Scan# 1336  
 Delta R.T. 0.01 min  
 Lab File: CI0584.D  
 Acq: 26 Sep 2005 7:37

Tgt Ion	Resp	Lower	Upper
130	1004165		
130	100		
132	99.0	77.6	116.4
95	81.9	67.4	101.2

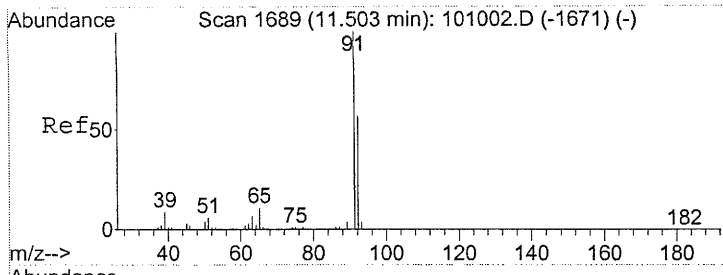


#50  
 4-Methyl-2-Pentanone  
 Concen: 0.32 PPB m  
 RT: 11.79 min Scan# 1738  
 Delta R.T. 0.06 min  
 Lab File: CI0584.D  
 Acq: 26 Sep 2005 7:37

Tgt Ion	Resp	Lower	Upper
43	86919		
43	100		
58	0.0	30.8	46.2#
100	0.0	9.9	14.9#

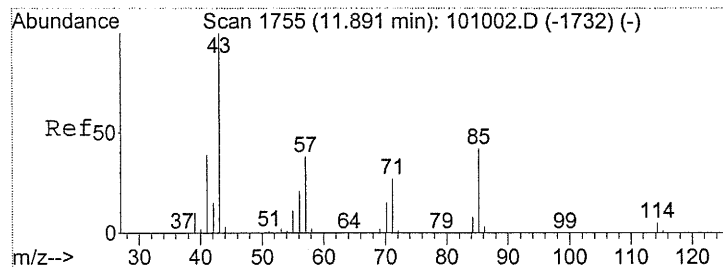
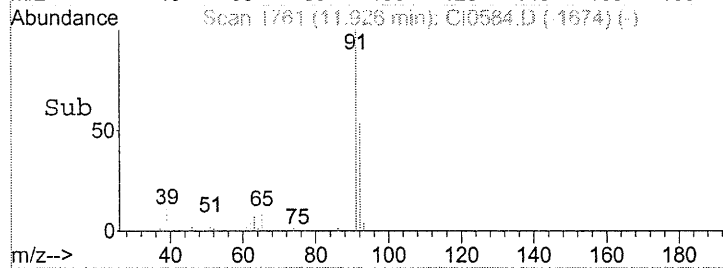
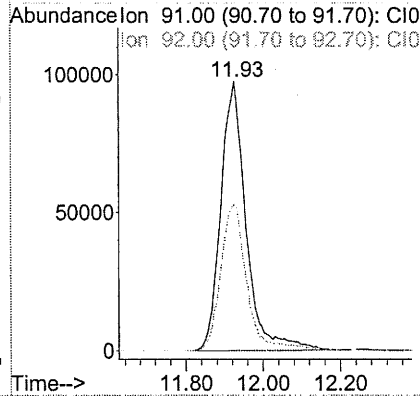
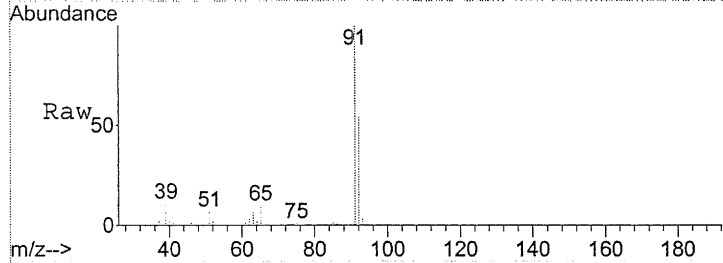


#192



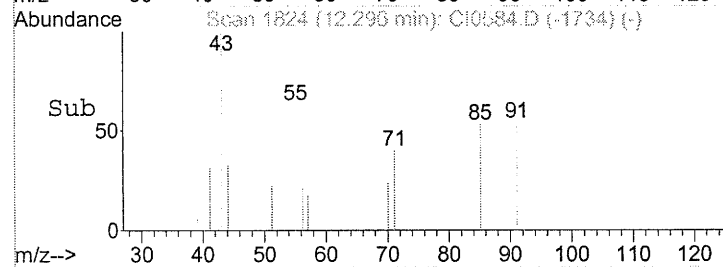
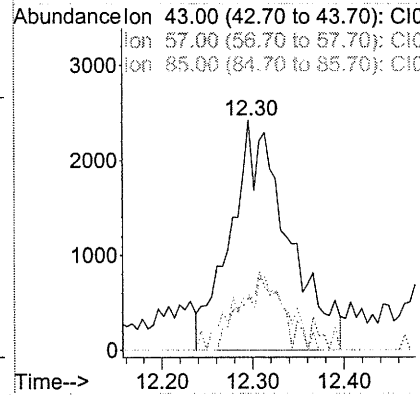
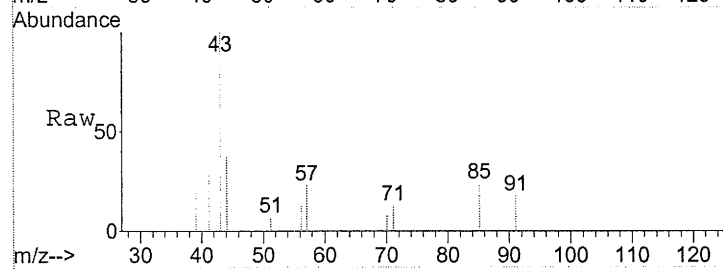
#52  
 Toluene  
 Concen: 8.65 PPB  
 RT: 11.93 min Scan# 1761  
 Delta R.T. 0.01 min  
 Lab File: CI0584.D  
 Acq: 26 Sep 2005 7:37

Tgt Ion: 91 Resp: 4460120  
 Ion Ratio Lower Upper  
 91 100  
 92 56.4 47.2 70.8

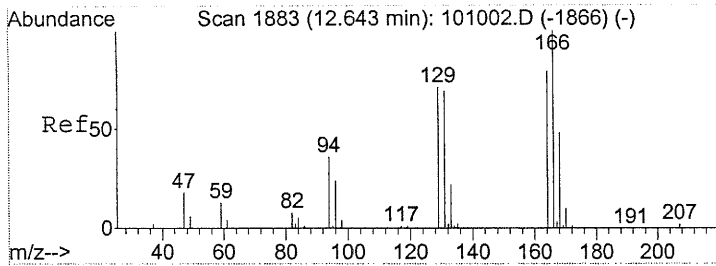


#53  
 Octane  
 Concen: 0.29 PPB m  
 RT: 12.30 min Scan# 1824  
 Delta R.T. 0.03 min  
 Lab File: CI0584.D  
 Acq: 26 Sep 2005 7:37

Tgt Ion: 43 Resp: 107530  
 Ion Ratio Lower Upper  
 43 100  
 57 25.1 32.2 48.4#  
 85 25.7 28.1 42.1#



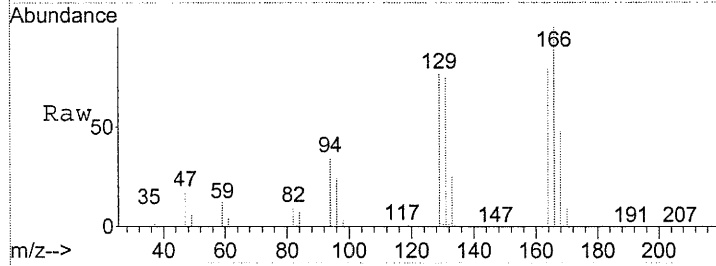
0193



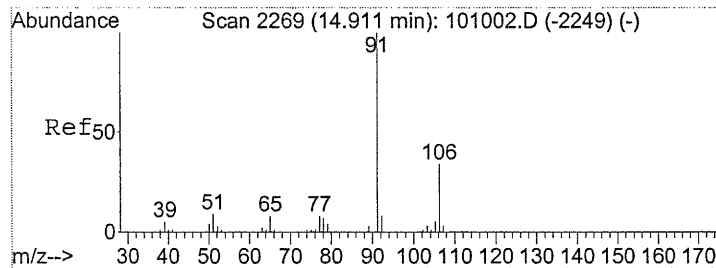
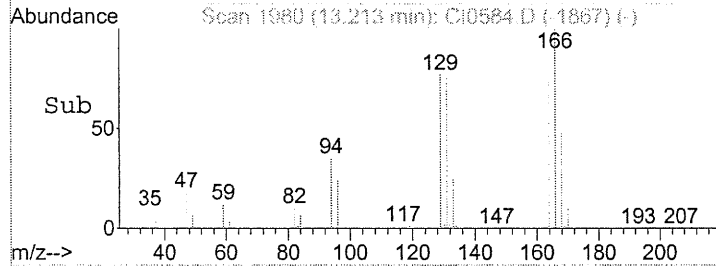
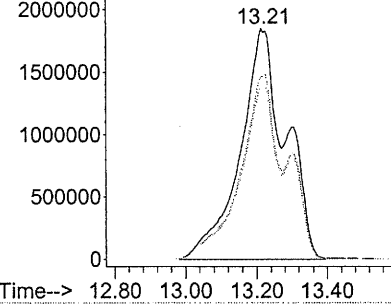
#57  
 Tetrachloroethene  
 Concen: 494.72 PPB m  
 RT: 13.21 min Scan# 1980  
 Delta R.T. 0.17 min  
 Lab File: CI0584.D  
 Acq: 26 Sep 2005 7:37

Tgt Ion: 166 Resp: 164340046

Ion	Ratio	Lower	Upper
166	100		
164	61.2	63.2	94.8#
131	58.3	59.0	88.4#



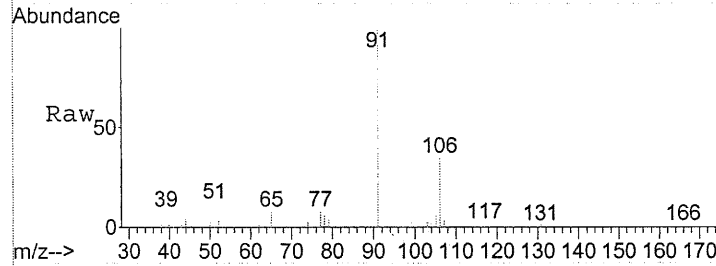
Abundance Ion 166.00 (165.70 to 166.70): 2500000  
 Ion 164.00 (163.70 to 164.70): 2000000  
 Ion 131.00 (130.70 to 131.70): 1500000



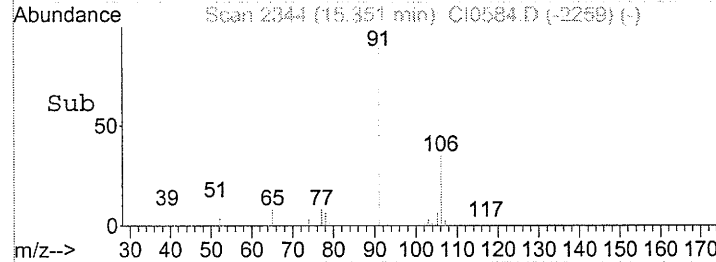
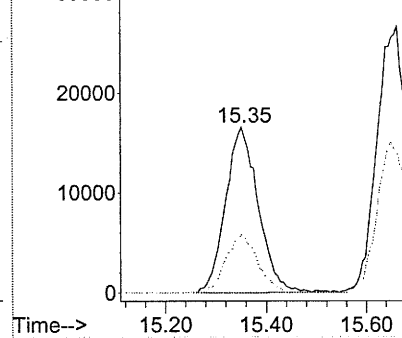
#63  
 Ethylbenzene  
 Concen: 1.83 PPB  
 RT: 15.35 min Scan# 2344  
 Delta R.T. 0.00 min  
 Lab File: CI0584.D  
 Acq: 26 Sep 2005 7:37

Tgt Ion: 91 Resp: 743077

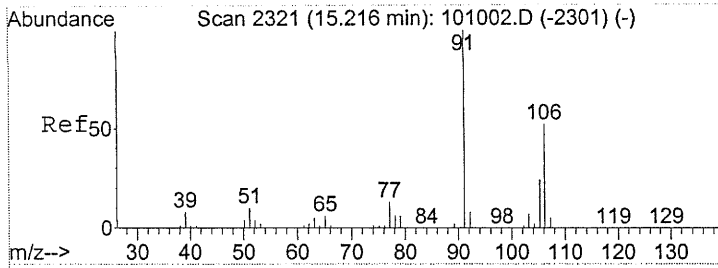
Ion	Ratio	Lower	Upper
91	100		
106	34.1	27.7	41.5



Abundance Ion 91.00 (90.70 to 91.70): 30000  
 Ion 106.00 (105.70 to 106.70): 20000

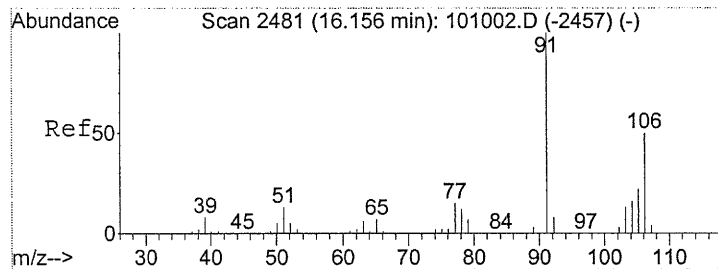
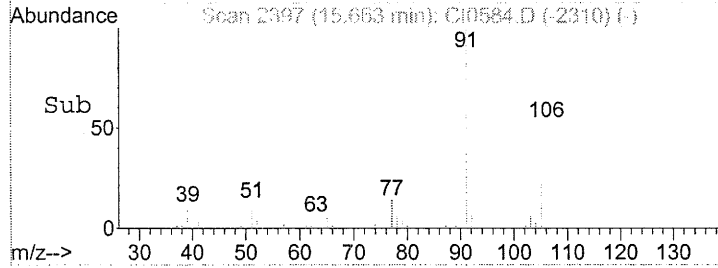
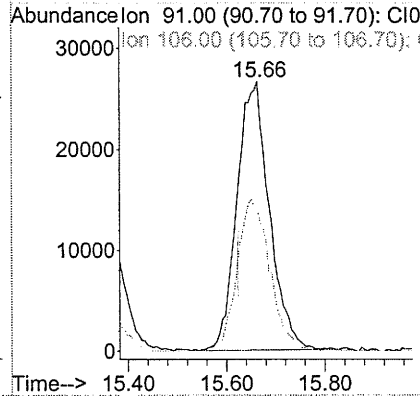
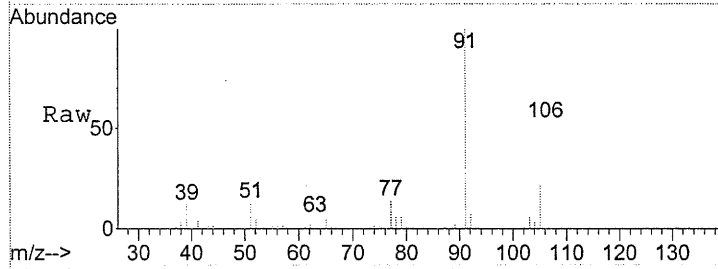


0194



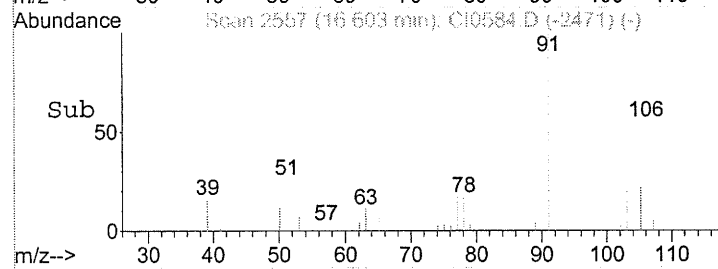
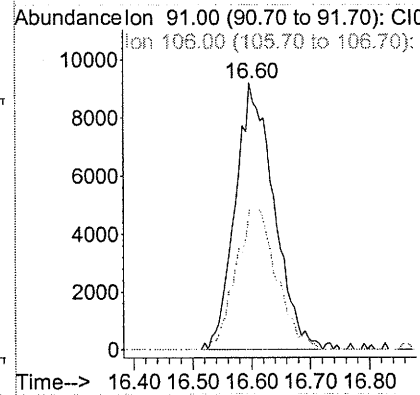
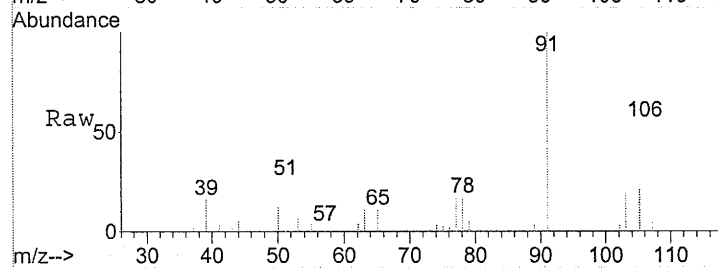
#64  
 m/p-Xylene  
 Concen: 3.63 PPB  
 RT: 15.66 min Scan# 2397  
 Delta R.T. 0.01 min  
 Lab File: CI0584.D  
 Acq: 26 Sep 2005 7:37

Tgt Ion: 91 Resp: 1215011  
 Ion Ratio Lower Upper  
 91 100  
 106 57.1 43.1 64.7

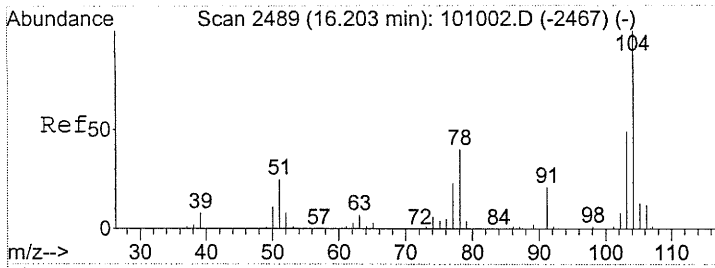


#65  
 o-Xylene  
 Concen: 1.29 PPB  
 RT: 16.60 min Scan# 2557  
 Delta R.T. 0.00 min  
 Lab File: CI0584.D  
 Acq: 26 Sep 2005 7:37

Tgt Ion: 91 Resp: 423695  
 Ion Ratio Lower Upper  
 91 100  
 106 55.1 41.1 61.7

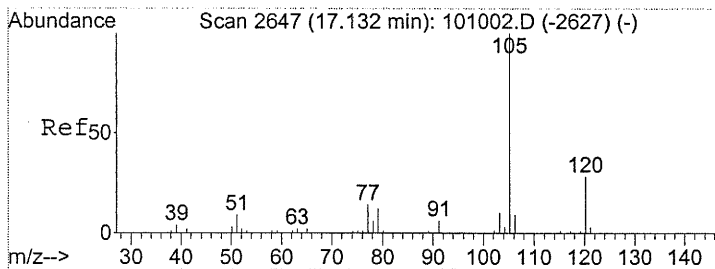
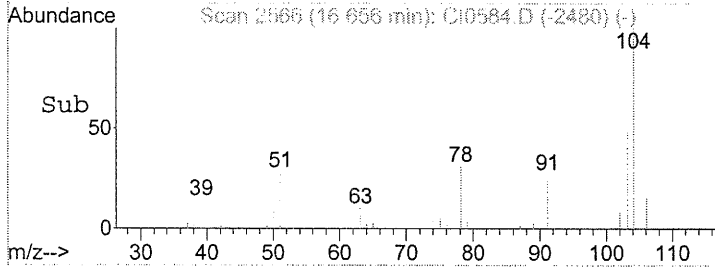
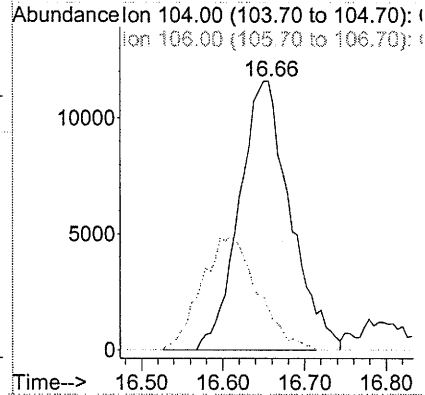
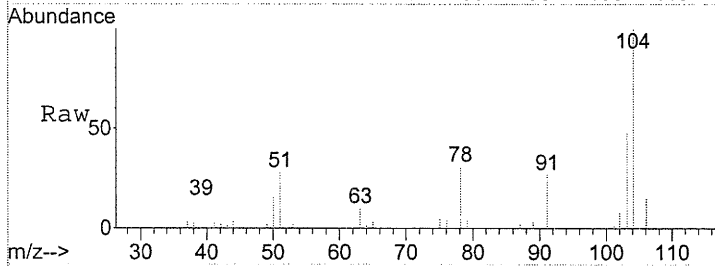


0195



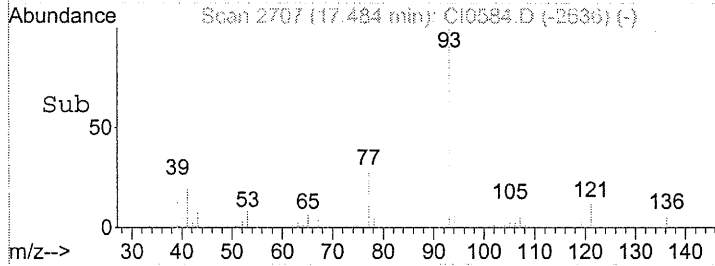
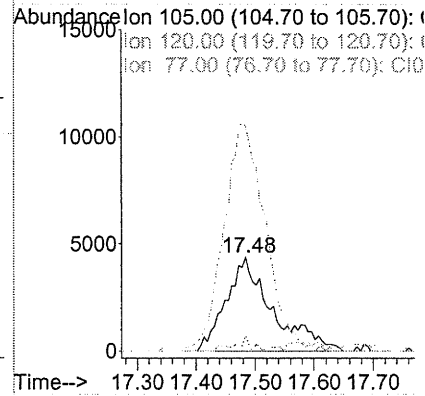
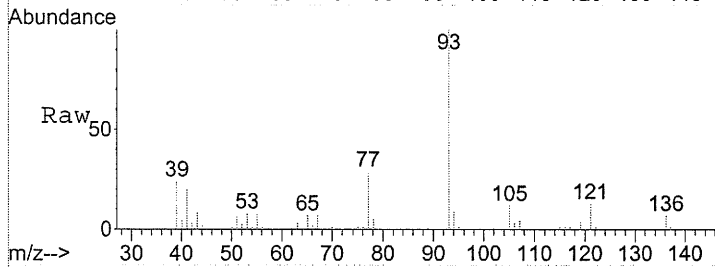
#66  
 Styrene  
 Concen: 1.85 PPB m  
 RT: 16.66 min Scan# 2566  
 Delta R.T. 0.01 min  
 Lab File: CI0584.D  
 Acq: 26 Sep 2005 7:37

Tgt Ion	Resp	Lower	Upper
104	100		
106	0.0	0.0	0.0

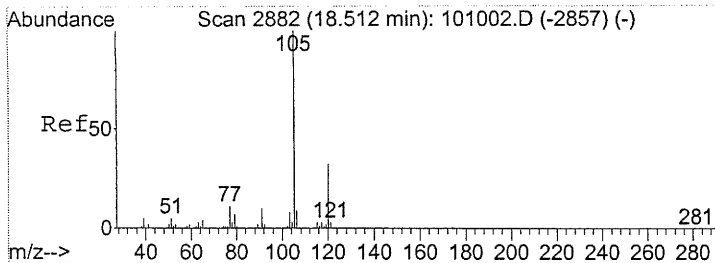


#68  
 Cumene  
 Concen: 0.56 PPB m  
 RT: 17.48 min Scan# 2707  
 Delta R.T. -0.08 min  
 Lab File: CI0584.D  
 Acq: 26 Sep 2005 7:37

Tgt Ion	Resp	Lower	Upper
105	100		
120	0.0	23.2	34.8#
77	220.1	10.4	15.6#

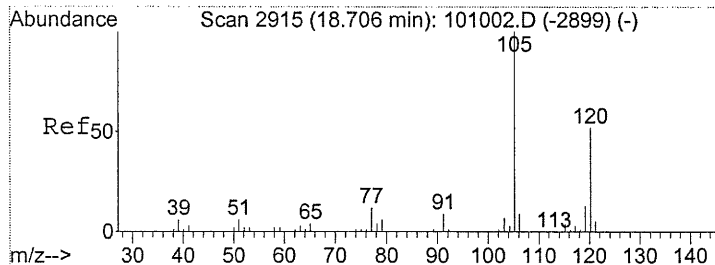
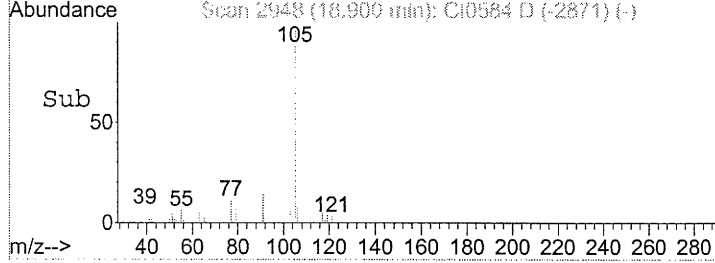
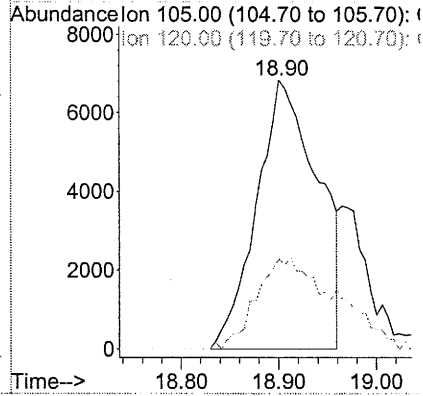
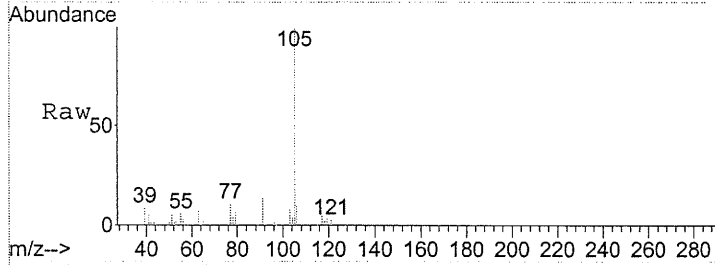


0196



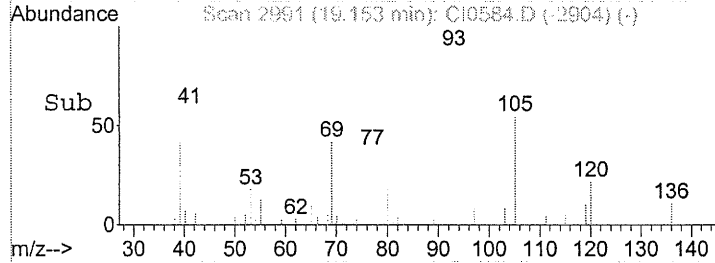
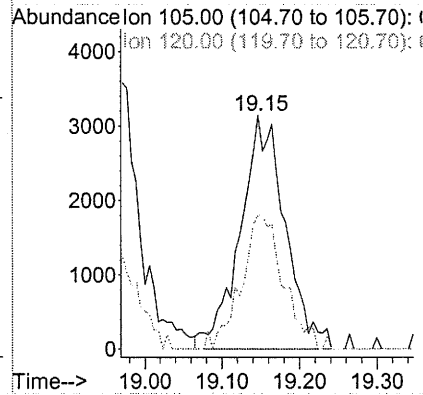
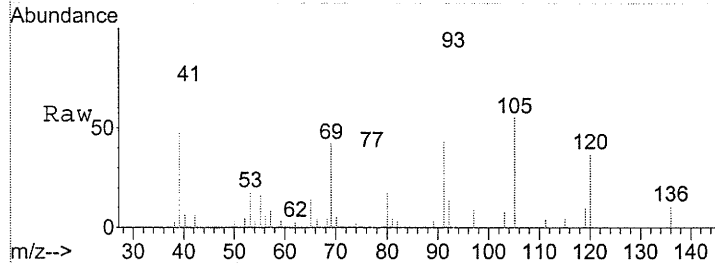
#72  
 4-Ethyltoluene  
 Concen: 0.58 PPB m  
 RT: 18.90 min Scan# 2948  
 Delta R.T. -0.05 min  
 Lab File: CI0584.D  
 Acq: 26 Sep 2005 7:37

Tgt Ion:105 Resp: 297386  
 Ion Ratio Lower Upper  
 105 100  
 120 44.1 25.8 38.6#

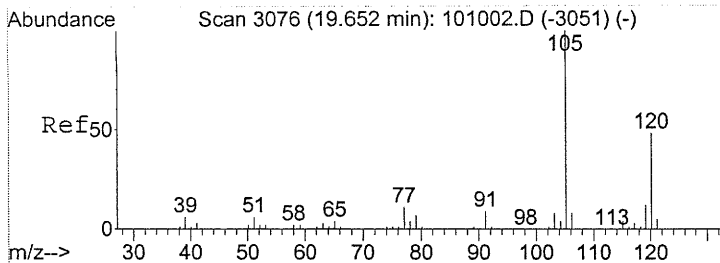


#73  
 1,3,5-Trimethylbenzene  
 Concen: 0.28 PPB  
 RT: 19.15 min Scan# 2991  
 Delta R.T. 0.01 min  
 Lab File: CI0584.D  
 Acq: 26 Sep 2005 7:37

Tgt Ion:105 Resp: 126789  
 Ion Ratio Lower Upper  
 105 100  
 120 54.0 42.2 63.4

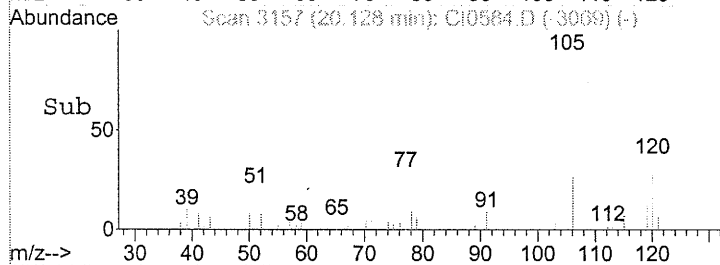
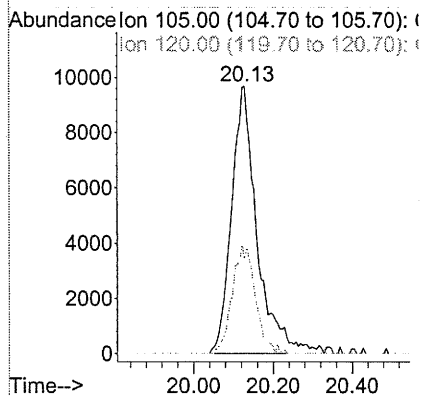
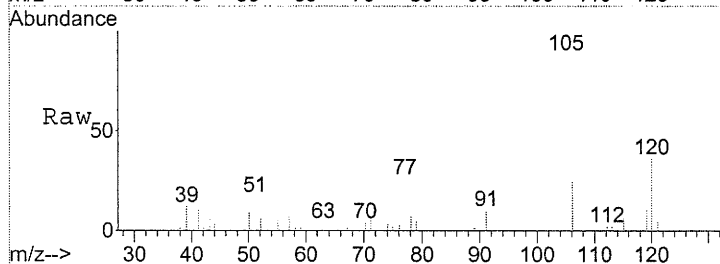


0197



#75  
 1,2,4-Trimethylbenzene  
 Concen: 0.96 PPB  
 RT: 20.13 min Scan# 3157  
 Delta R.T. 0.01 min  
 Lab File: CI0584.D  
 Acq: 26 Sep 2005 7:37

Tgt Ion:105 Resp: 433383  
 Ion Ratio Lower Upper  
 105 100  
 120 36.5 40.5 60.7#

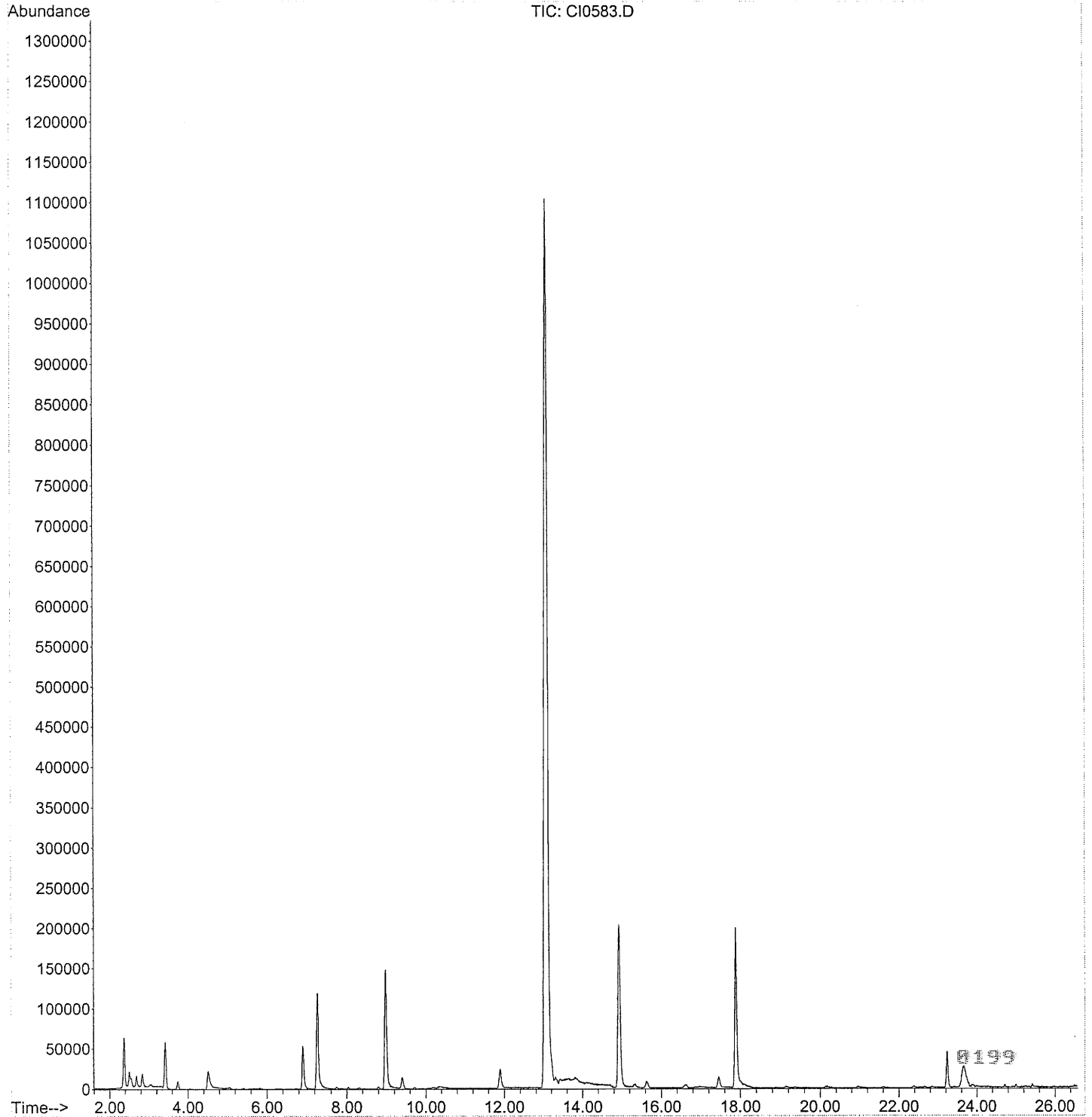


0198



Data Path : C:\MSDCHEM\1\DATA\SEP25\  
Data File : CI0583.D  
Acq On : 26 Sep 2005 6:59  
Operator : JBS  
Sample : 4600663 100CC  
Misc :  
ALS Vial : 30 Sample Multiplier: 1

Quant Time: Sep 27 21:53:53 2005  
Quant Method : C:\MSDCHEM\1\METHODS\ALLTO15.M  
Quant Title :  
QLast Update : Mon Sep 26 08:28:19 2005  
Response via : Initial Calibration



Data Path : C:\MSDCHEM\1\DATA\SEP25\  
 Data File : CI0583.D  
 Acq On : 26 Sep 2005 6:59  
 Operator : JBS  
 Sample : 4600663 100CC  
 Misc :  
 ALS Vial : 30 Sample Multiplier: 1

Quant Time: Sep 27 21:53:53 2005  
 Quant Method : C:\MSDCHEM\1\METHODS\ALLTO15.M  
 Quant Title :  
 QLast Update : Mon Sep 26 08:28:19 2005  
 Response via : Initial Calibration

Internal Standards	R.T.	QIon	Response	Conc	Units	Dev(Min)
1) Bromochloromethane	7.27	130	744715	10.000		0.00
37) 1,4-Difluorobenzene	8.98	114	2461388	10.000		-0.03
51) Chlorobenzene d5	14.93	117	2934352	10.000		-0.02

Target Compounds	R.T.	QIon	Response	Conc	Units	Qvalue
2) Propene	2.50	41	57831	0.846	PPB	# 47
4) Chlorodifluoromethane	2.56	51	196826	1.508	PPB	100
7) Vinyl Chloride	2.83	62	53294	0.726	PPB	# 44
13) Pentane	3.74	43	108451m	0.714	PPB	
17) Acetone	4.52	43	706707m	6.352	PPB	
30) cis-1,2-Dichloroethene	6.91	61	444466	4.907	PPB	# 74
38) 1,2-Dichloroethane	8.32	62	27513	0.330	PPB	# 44
41) Heptane	8.80	43	26294	0.192	PPB	# 37
42) Trichloroethene	9.40	130	93094	0.638	PPB	94
52) Toluene	11.89	91	418571	0.808	PPB	87
56) 1,1,2-Trichloroethane	13.10	97	61910	0.312	PPB	# 11
57) Tetrachloroethene	13.08	166	10770608	32.295	PPB	99
64) m/p-Xylene	15.64	91	111286	0.331	PPB	99

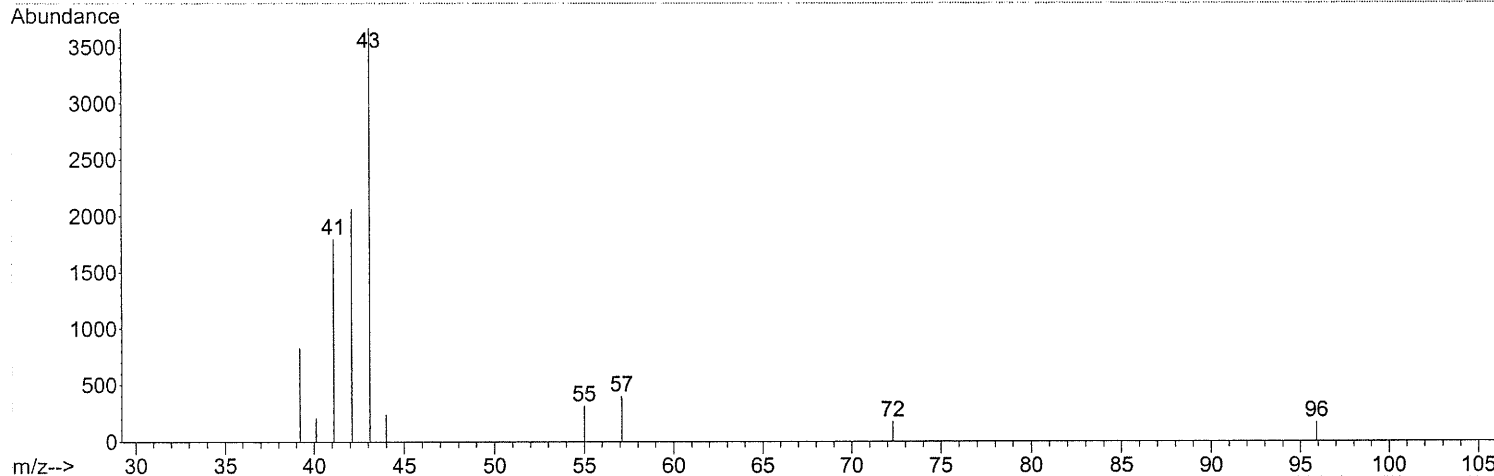
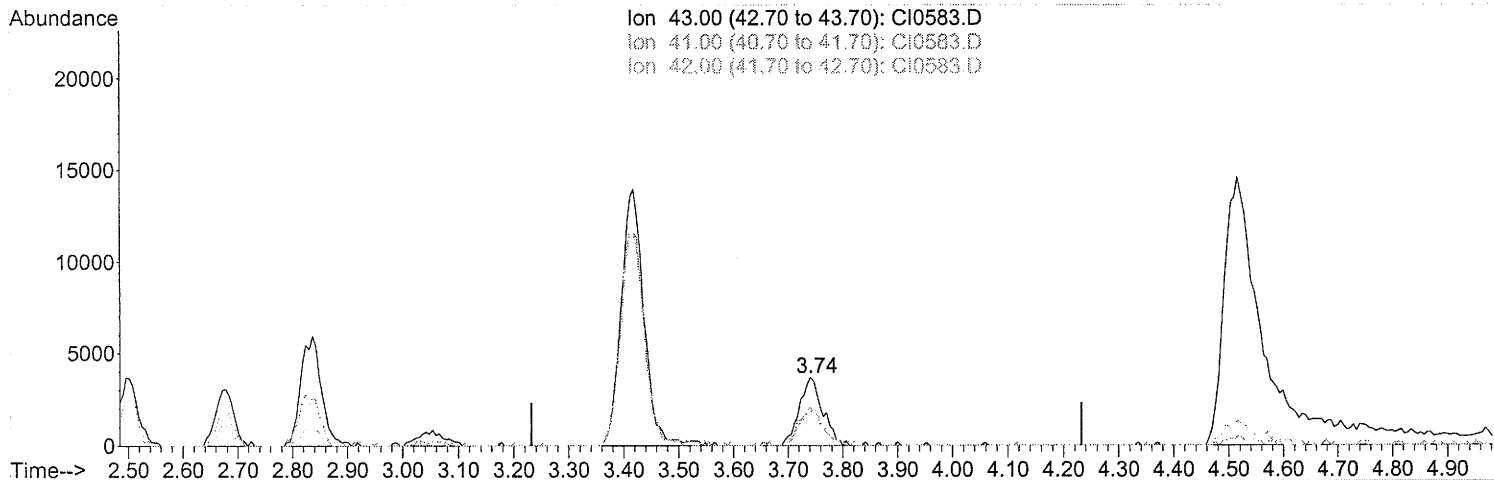
(#) = qualifier out of range (m) = manual integration (+) = signals summed

0200

Quantitation Report (Qedit)

Data Path : C:\MSDCHEM\1\DATA\SEP25\  
Data File : CI0583.D  
Acq On : 26 Sep 2005 6:59  
Operator : JBS  
Sample : 4600663 100CC  
Misc :  
ALS Vial : 30 Sample Multiplier: 1

Quant Time: Sep 26 08:31:19 2005  
Quant Method : C:\MSDCHEM\1\METHODS\ALLTO15.M  
Quant Title :  
QLast Update : Mon Sep 26 08:28:19 2005  
Response via : Initial Calibration



(13) Pentane

3.741min (+0.009) 0.71PPB m

response 108451

Ion	Exp%	Act%
43.00	100	100
41.00	47.10	0.00#
42.00	59.80	0.00#
0.00	0.00	0.00

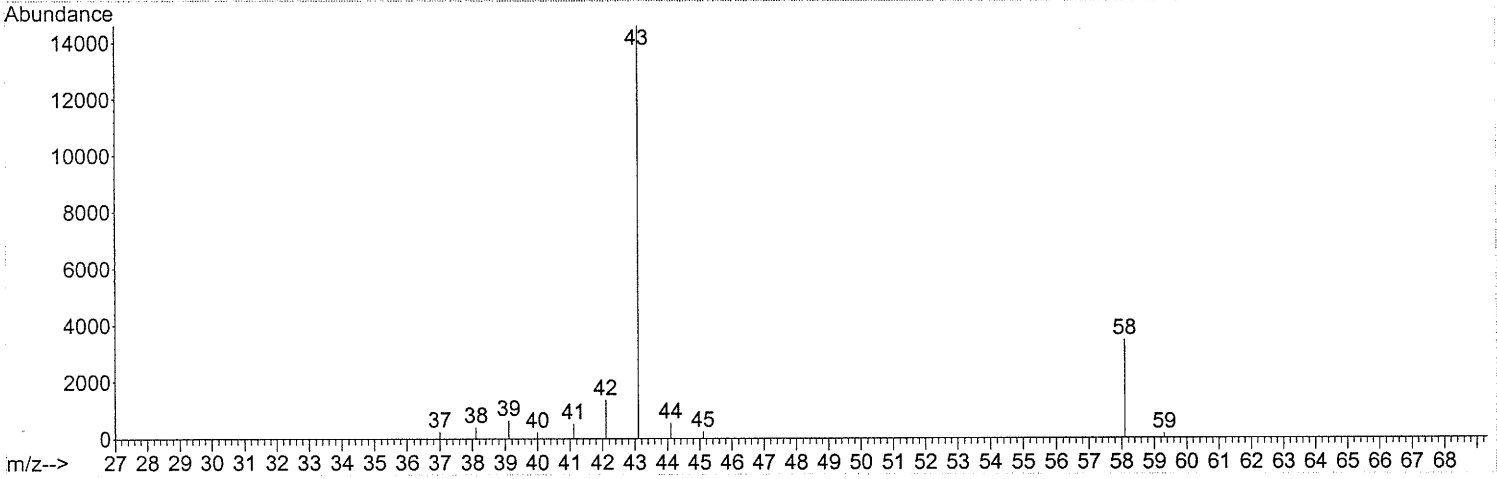
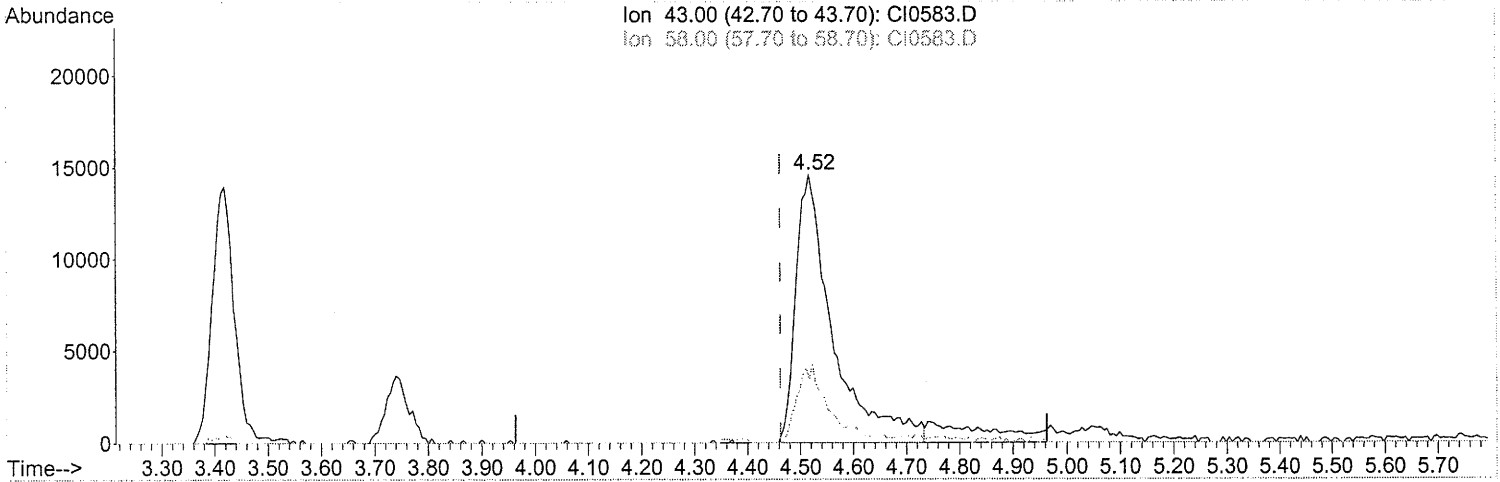
*split peak  
away  
9/27/05  
JBM 7/3  
9/29/05*

0201

Quantitation Report (Qedit)

Data Path : C:\MSDCHEM\1\DATA\SEP25\  
 Data File : CI0583.D  
 Acq On : 26 Sep 2005 6:59  
 Operator : JBS  
 Sample : 4600663 100CC  
 Misc :  
 ALS Vial : 30 Sample Multiplier: 1

Quant Time: Sep 26 08:31:19 2005  
 Quant Method : C:\MSDCHEM\1\METHODS\ALLTO15.M  
 Quant Title :  
 QLast Update : Mon Sep 26 08:28:19 2005  
 Response via : Initial Calibration



TIC: CI0583.D

(17) Acetone

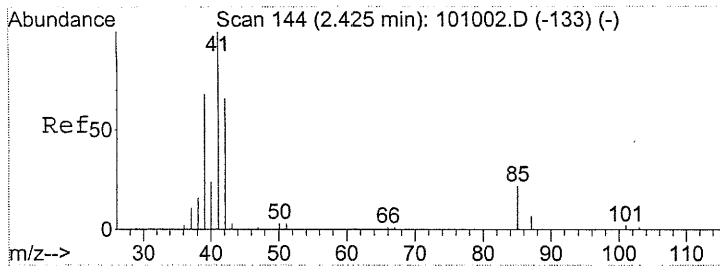
4.517min (+0.054) 6.35PPB m

response 706707

Ion	Exp%	Act%
43.00	100	100
58.00	35.30	22.85#
0.00	0.00	0.00
0.00	0.00	0.00

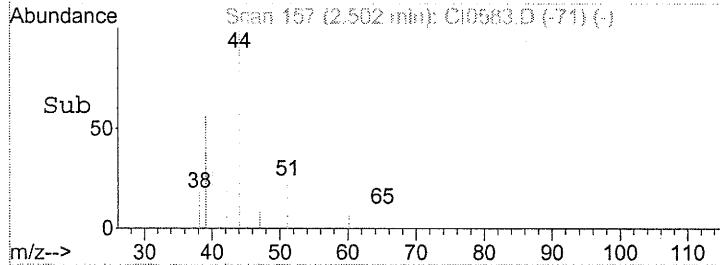
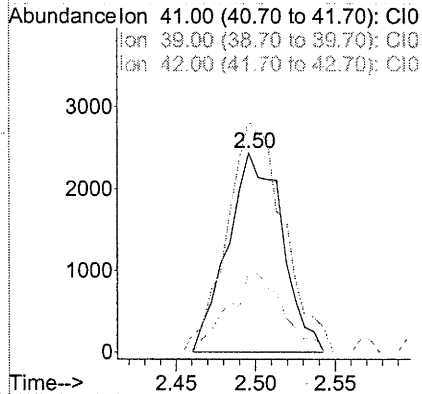
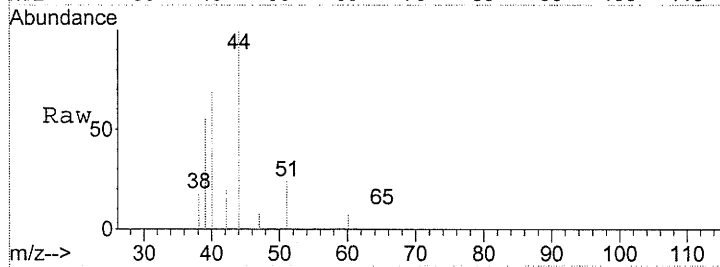
*split peak  
 206147  
 9/27/05  
 JBS  
 9/27/05*

0202



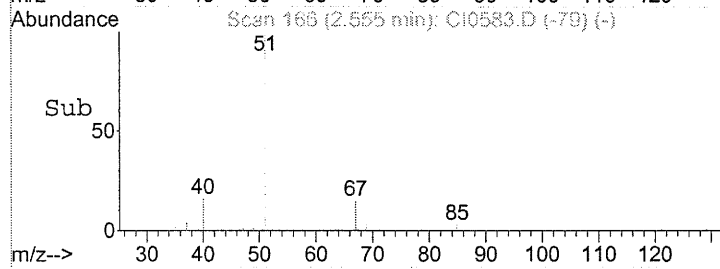
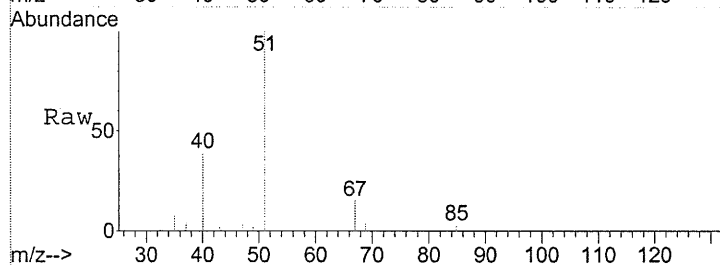
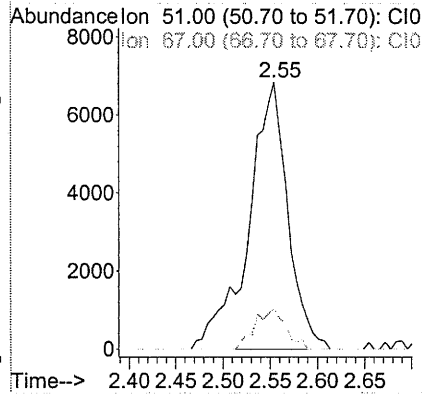
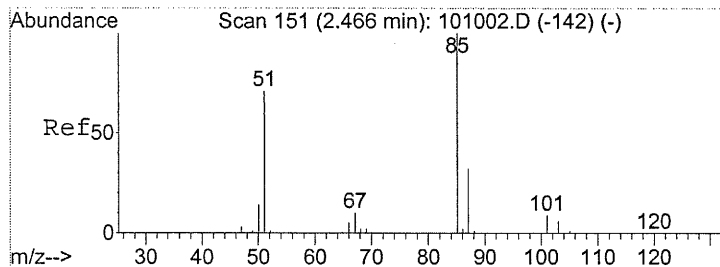
#2  
 Propene  
 Concen: 0.85 PPB  
 RT: 2.50 min Scan# 157  
 Delta R.T. 0.00 min  
 Lab File: CI0583.D  
 Acq: 26 Sep 2005 6:59

Tgt Ion	Resp	Lower	Upper
41	100		
39	120.5	51.6	77.4#
42	39.8	55.0	82.4#

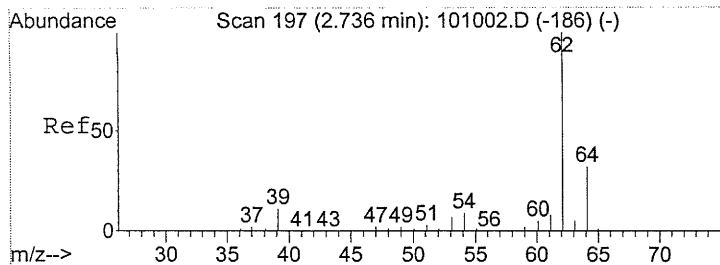


#4  
 Chlorodifluoromethane  
 Concen: 1.51 PPB  
 RT: 2.56 min Scan# 166  
 Delta R.T. 0.01 min  
 Lab File: CI0583.D  
 Acq: 26 Sep 2005 6:59

Tgt Ion	Resp	Lower	Upper
51	100		
67	11.8	9.6	14.4

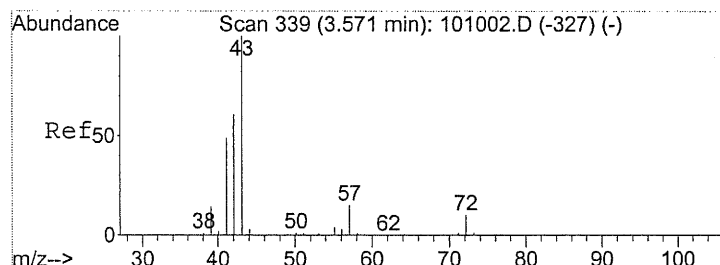
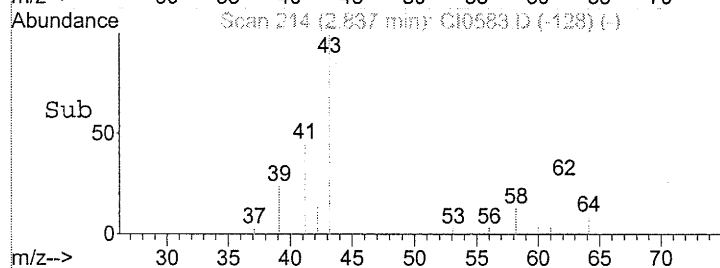
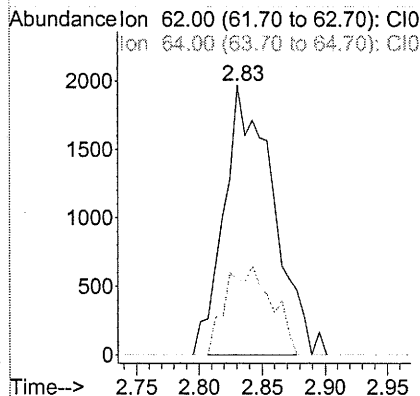
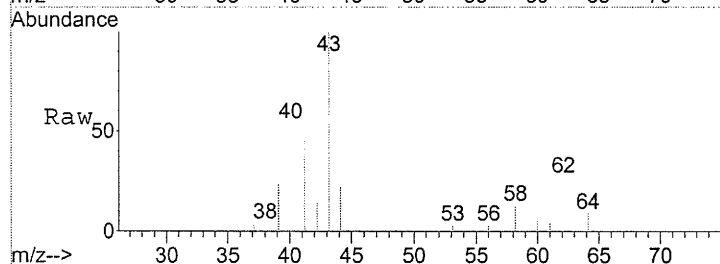


0203



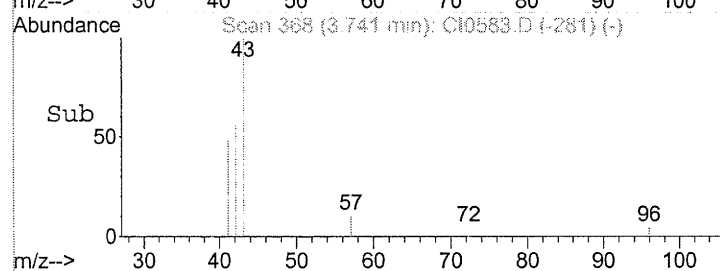
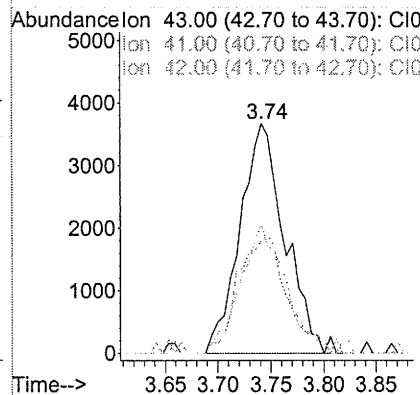
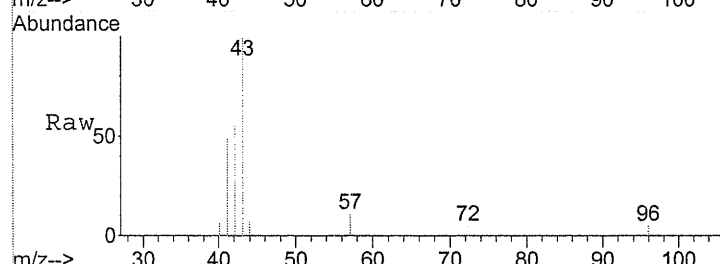
#7  
 Vinyl Chloride  
 Concen: 0.73 PPB  
 RT: 2.83 min Scan# 214  
 Delta R.T. 0.00 min  
 Lab File: CI0583.D  
 Acq: 26 Sep 2005 6:59

Tgt Ion	Resp	Lower	Upper
62	100		
64	0.0	24.6	36.8#

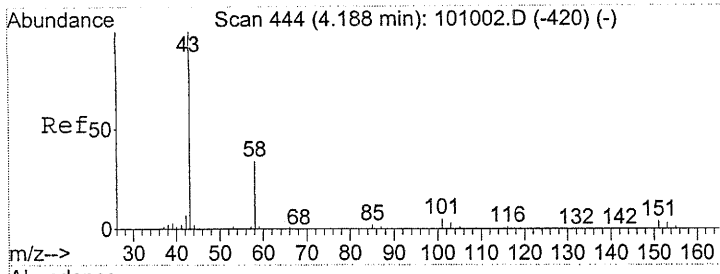


#13  
 Pentane  
 Concen: 0.71 PPB m  
 RT: 3.74 min Scan# 368  
 Delta R.T. 0.01 min  
 Lab File: CI0583.D  
 Acq: 26 Sep 2005 6:59

Tgt Ion	Resp	Lower	Upper
43	100		
41	0.0	37.7	56.5#
42	0.0	47.8	71.8#

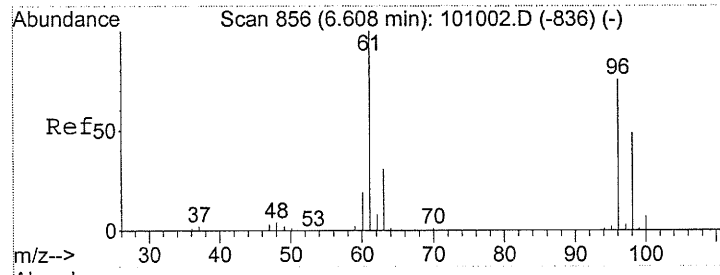
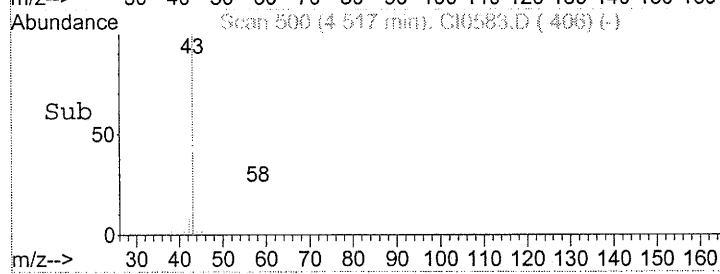
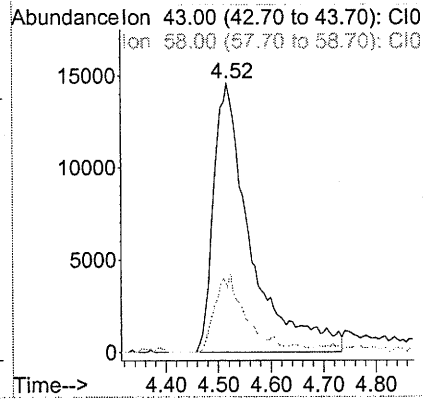
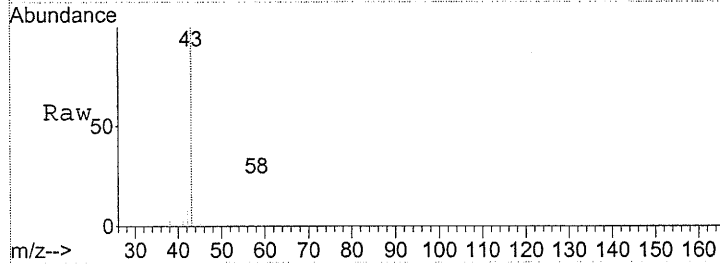


0204



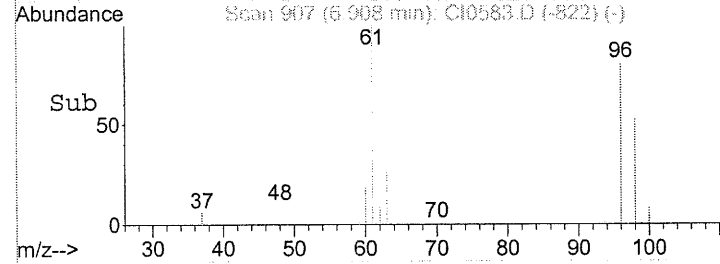
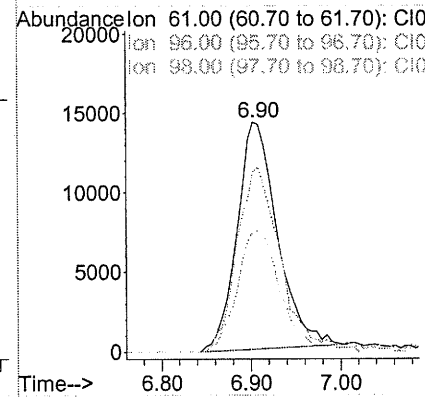
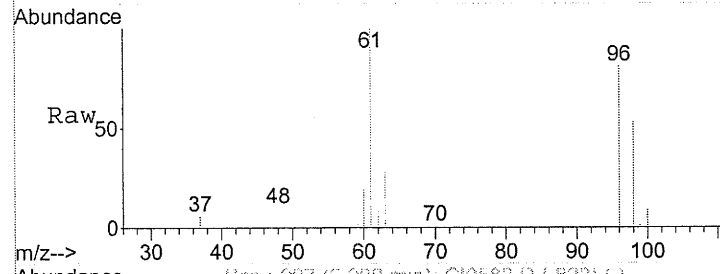
#17  
 Acetone  
 Concen: 6.35 PPB m  
 RT: 4.52 min Scan# 500  
 Delta R.T. 0.05 min  
 Lab File: CI0583.D  
 Acq: 26 Sep 2005 6:59

Tgt Ion: 43 Resp: 706707  
 Ion Ratio Lower Upper  
 43 100  
 58 22.9 28.2 42.4#

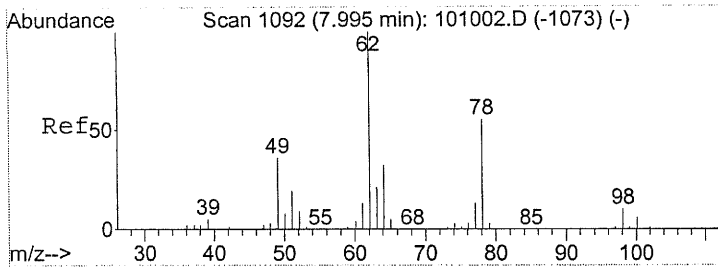


#30  
 cis-1,2-Dichloroethene  
 Concen: 4.91 PPB  
 RT: 6.91 min Scan# 907  
 Delta R.T. -0.00 min  
 Lab File: CI0583.D  
 Acq: 26 Sep 2005 6:59

Tgt Ion: 61 Resp: 444466  
 Ion Ratio Lower Upper  
 61 100  
 96 88.2 53.8 80.8#  
 98 59.5 34.8 52.2#

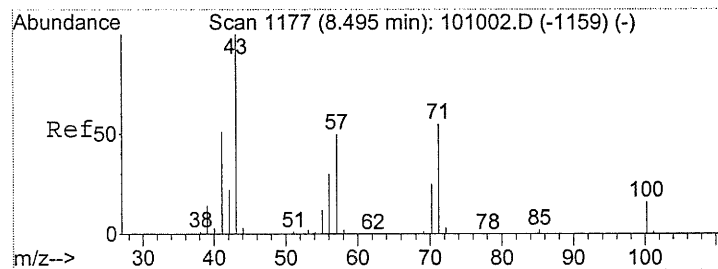
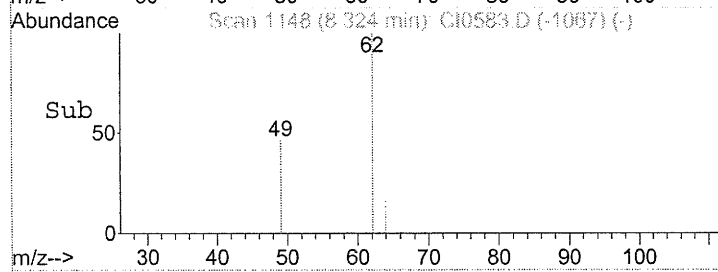
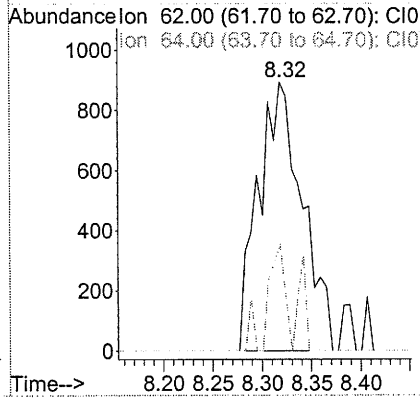
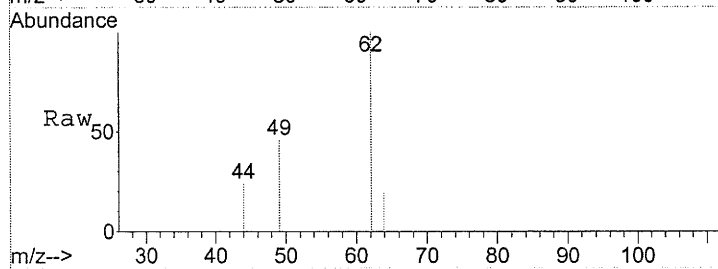


0205



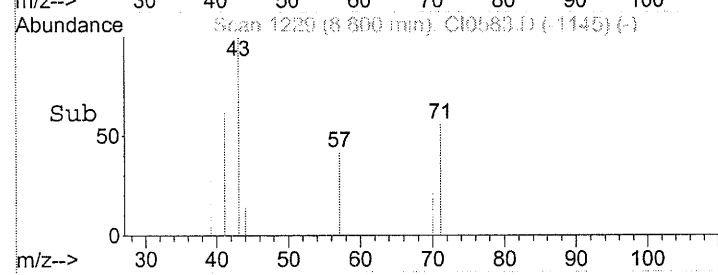
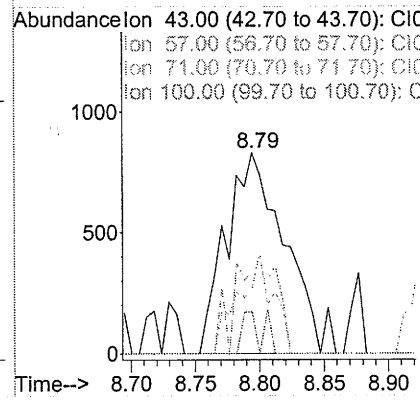
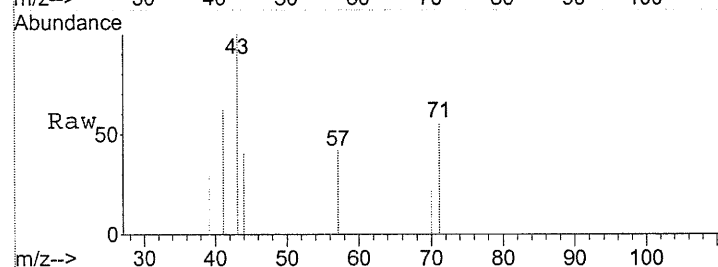
#38  
 1,2-Dichloroethane  
 Concen: 0.33 PPB  
 RT: 8.32 min Scan# 1148  
 Delta R.T. -0.02 min  
 Lab File: CI0583.D  
 Acq: 26 Sep 2005 6:59

Tgt Ion	Resp	Lower	Upper
62	27513		
64	0.0	24.6	36.8#



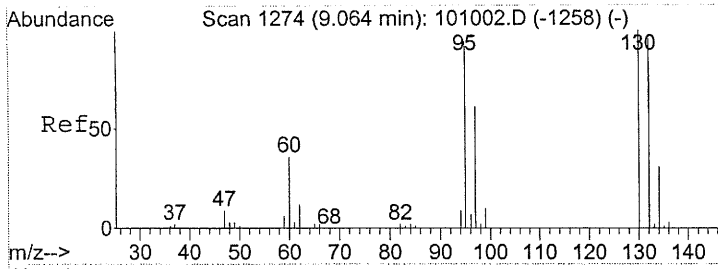
#41  
 Heptane  
 Concen: 0.19 PPB  
 RT: 8.80 min Scan# 1229  
 Delta R.T. -0.01 min  
 Lab File: CI0583.D  
 Acq: 26 Sep 2005 6:59

Tgt Ion	Resp	Lower	Upper
43	26294		
57	0.0	39.4	59.2#
71	0.0	30.1	45.1#
100	0.0	11.7	17.5#



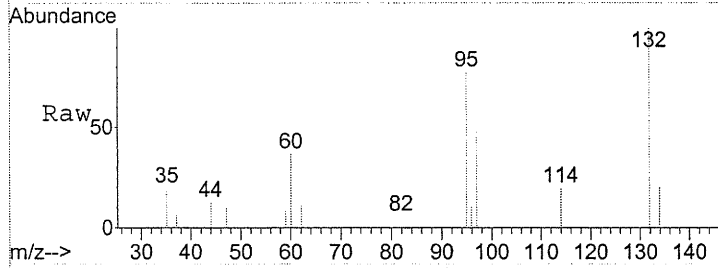
8286



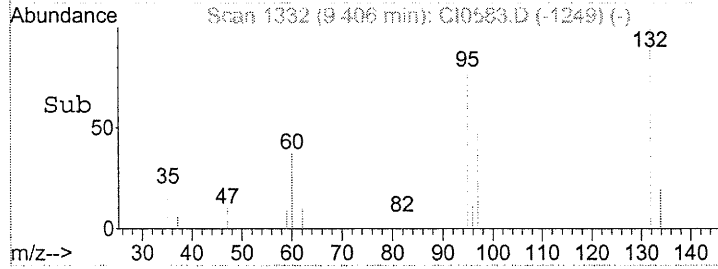
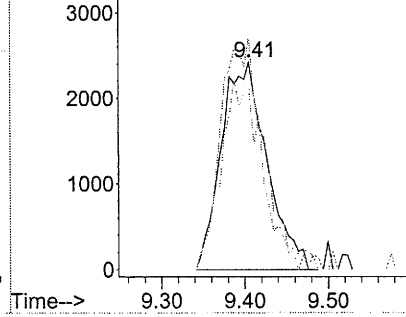


#42  
 Trichloroethene  
 Concen: 0.64 PPB  
 RT: 9.40 min Scan# 1332  
 Delta R.T. -0.01 min  
 Lab File: CI0583.D  
 Acq: 26 Sep 2005 6:59

Tgt Ion	Resp	Lower	Upper
130	100		
132	106.6	77.6	116.4
95	81.9	67.4	101.2

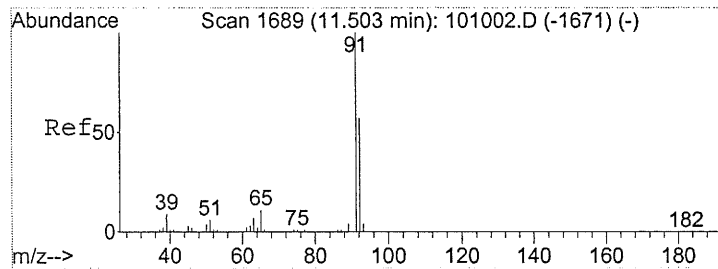


Abundance Ion 130.00 (129.70 to 130.70): C10  
 Ion 132.00 (131.70 to 132.70): C10  
 Ion 95.00 (94.70 to 95.70): C10

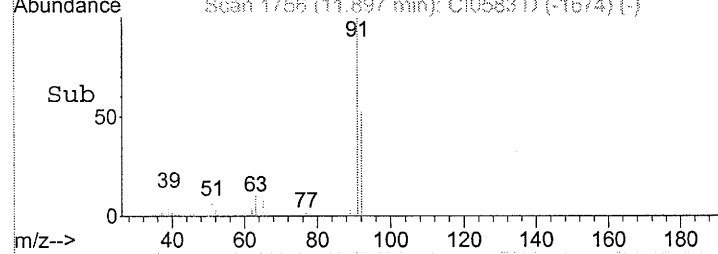
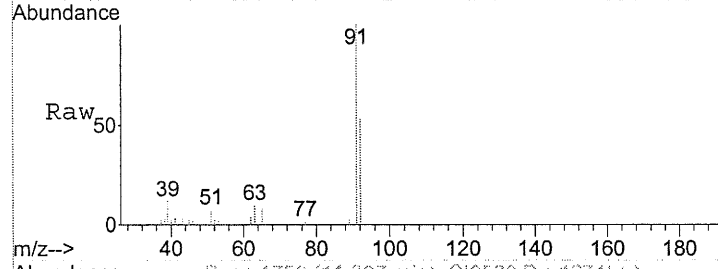
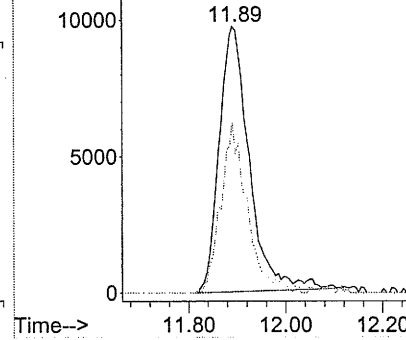


#52  
 Toluene  
 Concen: 0.81 PPB  
 RT: 11.89 min Scan# 1756  
 Delta R.T. -0.02 min  
 Lab File: CI0583.D  
 Acq: 26 Sep 2005 6:59

Tgt Ion	Resp	Lower	Upper
91	100		
92	49.4	47.2	70.8



Abundance Ion 91.00 (90.70 to 91.70): C10  
 Ion 92.00 (91.70 to 92.70): C10



8287