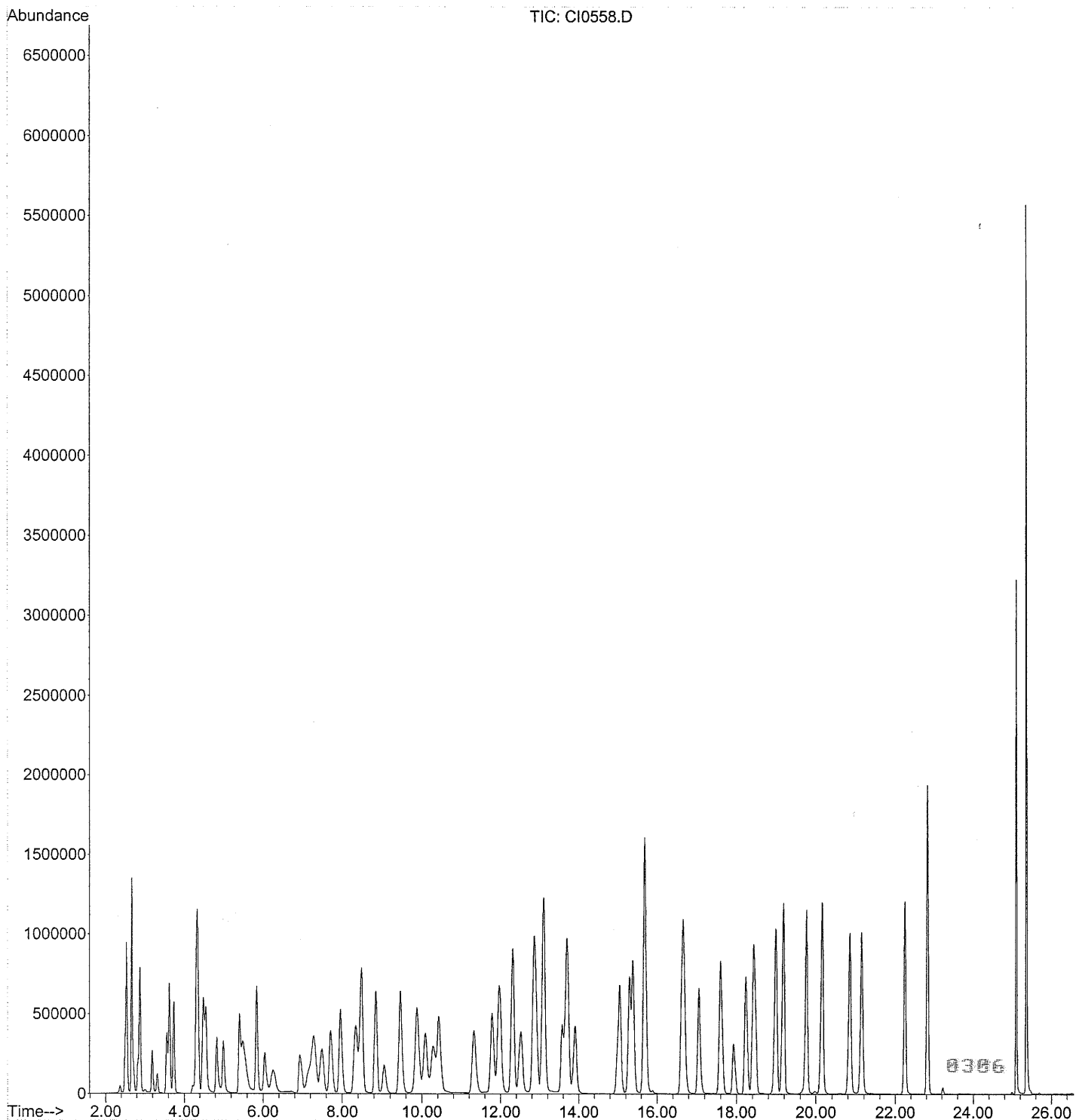


Data Path : C:\MSDCHEM\1\DATA\SEP25\  
Data File : CI0558.D  
Acq On : 25 Sep 2005 13:05  
Operator : JBS  
Sample : VSTD025  
Misc :  
ALS Vial : 20 Sample Multiplier: 1

Quant Time: Sep 26 08:08:51 2005  
Quant Method : C:\MSDCHEM\1\METHODS\ALLTO15.M  
Quant Title :  
QLast Update : Fri Sep 23 13:37:32 2005  
Response via : Initial Calibration



Data Path : C:\MSDCHEM\1\DATA\SEP25\  
 Data File : CI0558.D  
 Acq On : 25 Sep 2005 13:05  
 Operator : JBS  
 Sample : VSTD025  
 Misc :  
 ALS Vial : 20 Sample Multiplier: 1

Quant Time: Sep 26 08:08:51 2005  
 Quant Method : C:\MSDCHEM\1\METHODS\ALLTO15.M  
 Quant Title :  
 QLast Update : Fri Sep 23 13:37:32 2005  
 Response via : Initial Calibration

Internal Standards	R.T.	QIon	Response	Conc	Units	Dev (Min)
1) Bromochloromethane	7.32	130	1403086	10.000		0.01
37) 1,4-Difluorobenzene	9.06	114	4956634	10.000		0.00
51) Chlorobenzene d5	15.00	117	4108613	10.000		0.00

Target Compounds	R.T.	QIon	Response	Conc	Units	Qvalue
2) Propene	2.50	41	2581300	7.724	PPB	93
3) Dichlorodifluoromethane	2.53	85	7552395	14.234	PPB	99
4) Chlorodifluoromethane	2.54	51	4944441	8.807	PPB	96
5) Freon 114	2.67	85	8481202	15.236	PPB	98
6) Chloromethane	2.71	50	3696356m	8.555	PPB	
7) Vinyl Chloride	2.83	62	2767531	11.674	PPB	99
8) 1,3-Butadiene	2.88	54	4698048	10.189	PPB	# 85
9) Bromomethane	3.19	94	2674993	15.394	PPB	97
10) Chloroethane	3.32	64	1381572	12.056	PPB	97
11) Dichlorofluoromethane	3.56	67	5219812	12.984	PPB	# 95
12) Trichlorofluoromethane	3.63	101	8581181	16.397	PPB	99
13) Pentane	3.74	43	6133418	8.708	PPB	96
14) Acrolein	4.23	56	1003565	15.520	PPB	98
15) 1,1-Dichloroethene	4.31	61	4825089	11.965	PPB	# 90
16) Freon 113	4.35	103	4523029	19.458	PPB	99
17) Acetone	4.48	43	5265075	9.331	PPB	# 88
18) Methyl Iodide	4.50	142	9430996	26.290	PPB	91
19) Carbon Disulfide	4.57	76	7831612	15.256	PPB	# 94
20) Acetonitrile	4.84	41	6164217	11.845	PPB	92
21) 3-Chloropropene	4.84	76	1152937	14.552	PPB	73
22) Methylene Chloride	5.01	84	2422909	15.493	PPB	# 78
23) tert-Butyl Alcohol	6.24	59	5106907m	15.481	PPB	
24) Acrylonitrile	5.47	53	4004007	12.456	PPB	# 86
25) trans-1,2-Dichloroethene	5.41	61	4177302	13.052	PPB	# 81
26) Methyl t-Butyl Ether	5.51	73	7964836	18.836	PPB	# 90
27) Hexane	5.84	57	5053655	13.080	PPB	# 90
28) 1,1-Dichloroethane	6.05	63	5020022	12.281	PPB	96
29) Vinyl Acetate	6.26	43	7913544	13.251	PPB	100
30) cis-1,2-Dichloroethene	6.94	61	3697168	11.875	PPB	# 80
31) 2-Butanone	7.16	72	1238679	18.067	PPB	# 1
32) Ethyl Acetate	7.27	70	510164	17.364	PPB	84
33) Methyl Acrylate	7.28	55	5589581	13.874	PPB	# 86
34) Chloroform	7.50	83	5901170	16.828	PPB	98
35) 1,1,1-Trichloroethane	7.71	97	6965938	19.141	PPB	96
36) Carbon Tetrachloride	7.96	117	8103130	21.627	PPB	99
38) 1,2-Dichloroethane	8.40	62	4349425	15.176	PPB	100
39) Benzene	8.33	78	9044446	19.446	PPB	98
40) Isooctane	8.49	57	16897791	15.349	PPB	# 91
41) Heptane	8.85	43	7390180	12.637	PPB	94
42) Trichloroethene	9.46	130	6817461	32.485	PPB	98
43) Ethyl Acrylate	9.87	55	8772376	19.003	PPB	# 94
44) 1,2-Dichloropropane	9.88	63	3952592	18.189	PPB	# 89
45) Methyl Methacrylate	10.28	69	3547485	26.333	PPB	99
46) Dibromomethane	10.09	174	5299034	39.955	PPB	96
47) 1,4-Dioxane	10.35	88	2094602	56.345	PPB	# 65
48) Bromodichloromethane	10.43	83	8445916	25.147	PPB	97

0307

Data Path : C:\MSDCHEM\1\DATA\SEP25\  
 Data File : CI0558.D  
 Acq On : 25 Sep 2005 13:05  
 Operator : JBS  
 Sample : VSTD025  
 Misc :  
 ALS Vial : 20 Sample Multiplier: 1

Quant Time: Sep 26 08:08:51 2005  
 Quant Method : C:\MSDCHEM\1\METHODS\ALLTO15.M  
 Quant Title :  
 QLast Update : Fri Sep 23 13:37:32 2005  
 Response via : Initial Calibration

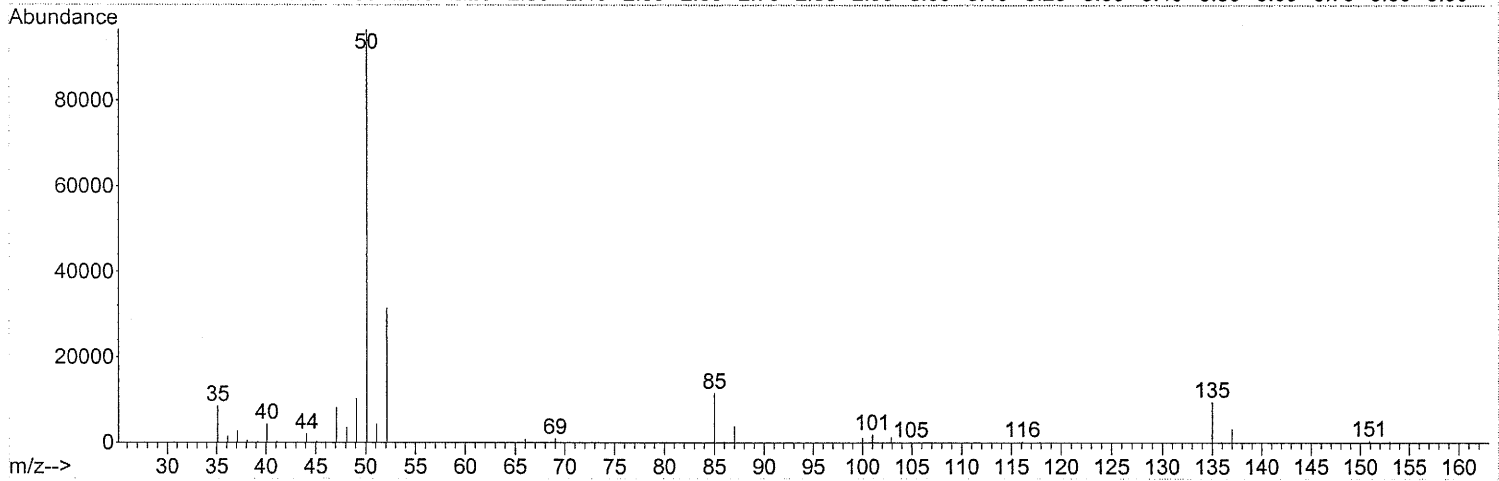
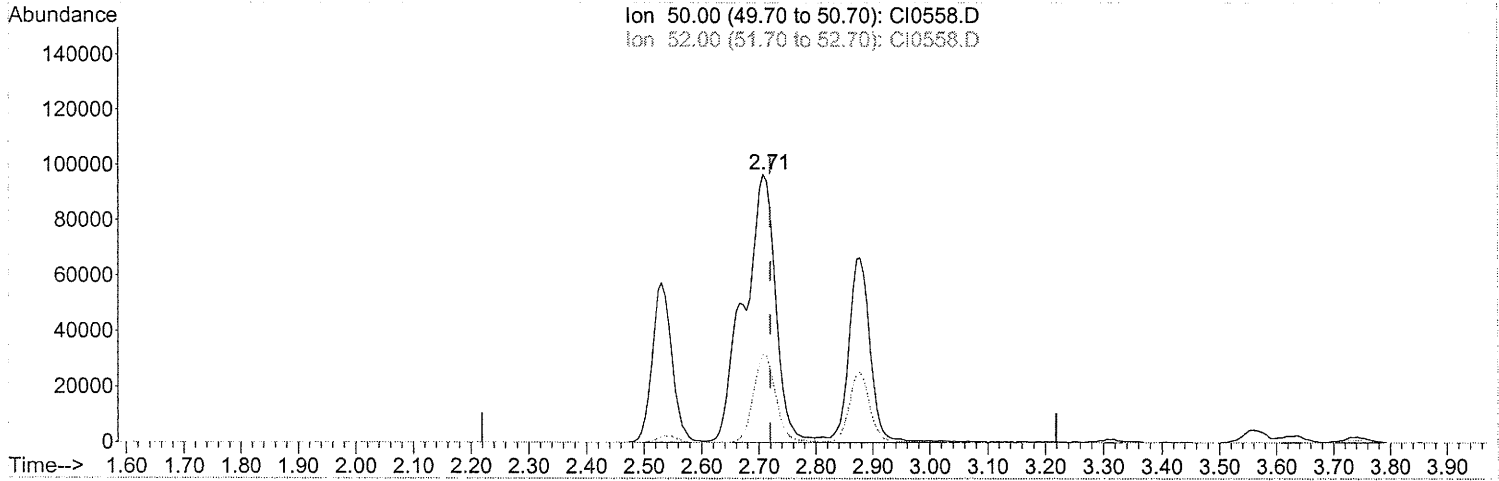
Internal Standards	R.T.	QIon	Response	Conc	Units	Dev(Min)
49) cis-1,3-Dichloropropene	11.32	75	6711537	22.265	PPB	# 89
50) 4-Methyl-2-Pentanone	11.79	43	13021280	18.538	PPB	92
52) Toluene	11.97	91	18571294	42.015	PPB	98
53) Octane	12.32	43	14509517	20.516	PPB	94
54) trans-1,3-Dichloropropene	12.52	75	6221795	28.729	PPB	91
55) Ethyl Methacrylate	12.85	69	7494852	40.812	PPB	# 65
56) 1,1,2-Trichloroethane	12.89	97	6720441	42.194	PPB	96
57) Tetrachloroethene	13.10	166	11448281	53.432	PPB	99
58) 2-Hexanone	13.58	43	13524212	32.612	PPB	89
59) Dibromochloromethane	13.70	127	12109101	56.232	PPB	97
60) 1,2-Dibromoethane	13.91	107	9056325	40.024	PPB	99
61) Chlorobenzene	15.06	112	10219058	29.614	PPB	96
62) 1,1,1,2-Tetrachloroethane	15.30	131	5909544	30.701	PPB	98
63) Ethylbenzene	15.39	91	15988971	28.872	PPB	100
64) m/p-Xylene	15.69	91	26209439	56.488	PPB	98
65) o-Xylene	16.63	91	13174813	31.093	PPB	99
66) Styrene	16.68	104	11009002	34.832	PPB	# 100
67) Bromoform	17.06	173	8693617	42.598	PPB	99
68) Cumene	17.60	105	18403588	40.845	PPB	99
69) 1,1,2,2-Tetrachloroethane	18.43	83	7927847	26.270	PPB	96
70) 1,2,3-Trichloropropane	18.47	110	2680617	32.184	PPB	90
71) Bromobenzene	18.24	156	6648742	39.941	PPB	98
72) 4-Ethyltoluene	19.00	105	19781428	34.655	PPB	98
73) 1,3,5-Trimethylbenzene	19.19	105	17141972	33.396	PPB	98
74) Alpha Methyl Styrene	19.77	118	9451594	68.788	PPB	98
75) 1,2,4-Trimethylbenzene	20.16	105	16993691	33.335	PPB	99
76) 1,3-Dichlorobenzene	20.85	146	12174516	37.680	PPB	99
77) 1,4-Dichlorobenzene	21.15	146	12070140	36.186	PPB	98
78) Benzyl Chloride	16.63	91	13174813	31.091	PPB	# 100
79) 1,2-Dichlorobenzene	22.25	146	11351983	36.771	PPB	99
80) Hexachloroethane	22.83	117	7569656	62.373	PPB	97
81) 1,2,4-Trichlorobenzene	25.10	180	11159640	49.025	PPB	99
82) Hexachlorobutadiene	25.36	225	11060332	51.917	PPB	99

(#) = qualifier out of range (m) = manual integration (+) = signals summed

0300

Data Path : C:\MSDCHEM\1\DATA\SEP25\  
Data File : CI0558.D  
Acq On : 25 Sep 2005 13:05  
Operator : JBS  
Sample : VSTD025  
Misc :  
ALS Vial : 20 Sample Multiplier: 1

Quant Time: Sep 26 07:56:50 2005  
Quant Method : C:\MSDCHEM\1\METHODS\ALLTO15.M  
Quant Title :  
QLast Update : Fri Sep 23 13:37:32 2005  
Response via : Initial Calibration



TIC: CI0558.D

(6) Chloromethane  
2.707min (-0.012) 8.56PPB m  
response 3696356

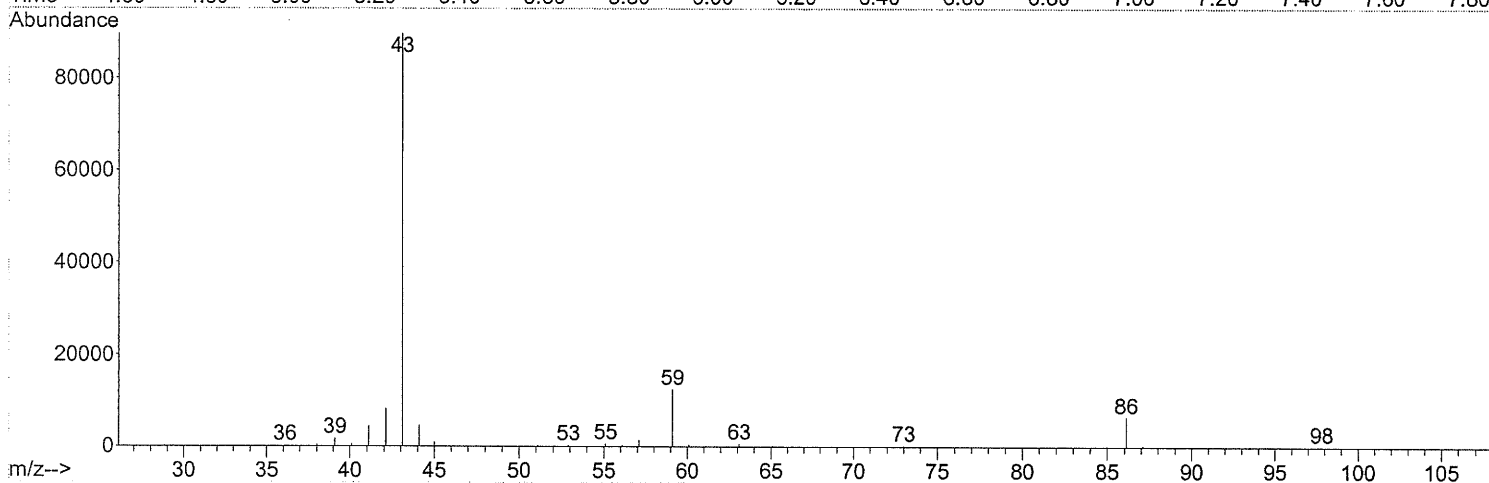
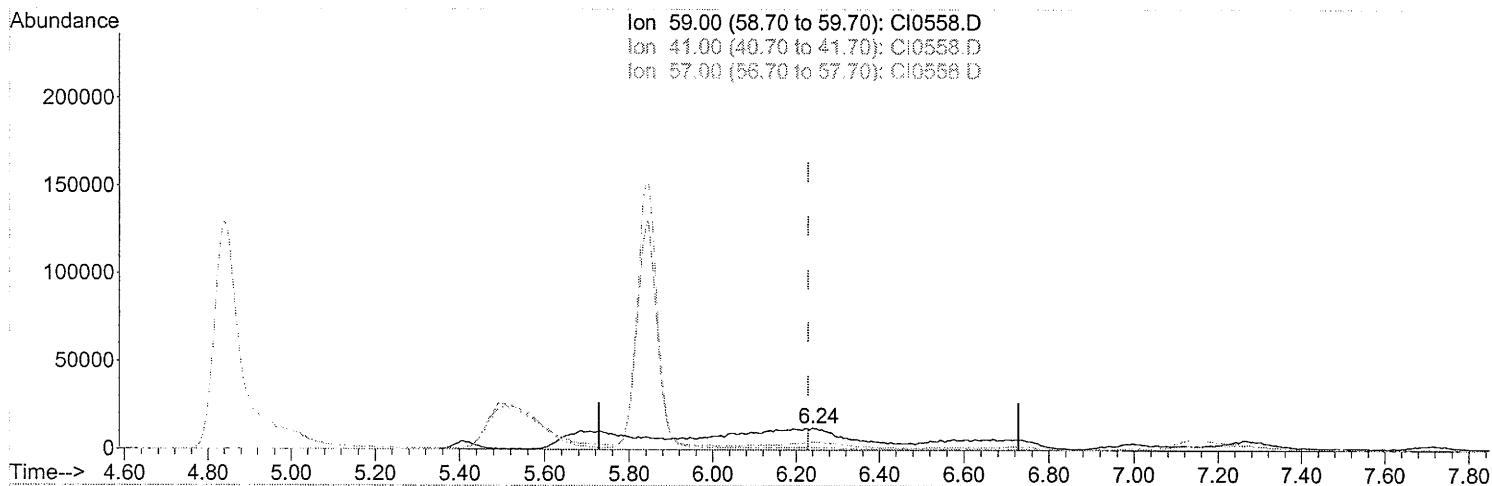
Ion	Exp%	Act%
50.00	100	100
52.00	26.20	23.12
0.00	0.00	0.00
0.00	0.00	0.00

*Sp 27 peak*  
*AK 9/27/05*

*Ann 713 9/26/05 8389*

Data Path : C:\MSDCHEM\1\DATA\SEP25\  
Data File : CI0558.D  
Acq On : 25 Sep 2005 13:05  
Operator : JBS  
Sample : VSTD025  
Misc :  
ALS Vial : 20 Sample Multiplier: 1

Quant Time: Sep 25 18:03:06 2005  
Quant Method : C:\MSDCHEM\1\METHODS\ALLTO15.M  
Quant Title :  
QLast Update : Fri Sep 23 13:37:32 2005  
Response via : Initial Calibration



TIC: CI0558.D

(23) tert-Butyl Alcohol

6.238min (+0.010) 15.48PPB m

response 5106907

Ion	Exp%	Act%
59.00	100	100
41.00	0.00	0.00
57.00	0.00	0.00
0.00	0.00	0.00

*SPM Frank  
10/20/05  
9/27/05*

*from 713 9/26/05*

8310

LANCASTER LABORATORIES  
VOLATILE ORGANICS IN AIR

INITIAL CALIBRATION DATA SHEET

Instrument ID: HP09464

Data File Path: C:\MSDCHEM\1\DATA\SEP26

STANDARD EPA SAMPLE NO. LAB FILE ID DATE INJECTED TIME INJECTED	CAL 1 VSTD001 \CI0605.D 09/26/05 13:58	CAL 2 VSTD002 \CI0604.D 09/26/05 12:46	CAL 3 VSTD005 \CI0603.D 09/26/05 12:08	CAL 4 VSTD010 \CI0602.D 09/26/05 11:30	CAL 5 VSTD025 \CI0601.D 09/26/05 10:52		
COMPOUND NAME	Relative Response Factor (RRF)						% RSD
	CAL 1	CAL 2	CAL 3	CAL 4	CAL 5	MEAN	
Propene	0.787	0.745	0.729	0.647	0.769	0.735	7
Dichlorodifluoromethane	2.205	2.185	2.011	1.886	2.205	2.098	7
Chlorodifluoromethane	1.643	1.588	1.497	1.285	1.545	1.512	9
Freon 114	2.252	2.338	2.369	2.136	2.292	2.277	4
Chloromethane	1.186	1.141	1.132	0.991	1.090	1.108	7
Vinyl Chloride	0.891	0.857	0.804	0.723	0.833	0.822	8
1,3-Butadiene	1.387	1.361	1.482	1.247	1.495	1.394	7
Bromomethane	0.870	0.823	0.832	0.695	0.825	0.809	8
Chloroethane	0.396	0.428	0.416	0.369	0.431	0.408	6
Dichlorofluoromethane	1.732	1.542	1.621	1.388	1.655	1.588	8
Trichlorofluoromethane	2.803	2.552	2.613	2.234	2.642	2.569	8
Pentane	1.954	1.835	1.803	1.535	1.837	1.793	9
Acrolein	0.165	0.181	0.186	0.174	0.265	0.194	21
1,1-Dichloroethene	1.505	1.352	1.422	1.249	1.540	1.414	8
Freon 113	1.310	1.196	1.298	1.144	1.425	1.274	9
Acetone	1.310	1.292	1.420	1.266	1.599	1.378	10
Methyl Iodide	2.631	2.638	2.729	2.365	3.033	2.679	9
Carbon Disulfide	2.648	2.469	2.290	2.000	2.491	2.380	10
Acetonitrile	1.539	1.368	1.350	1.385	1.728	1.474	11
3-Chloropropene	0.419	0.378	0.404	0.301	0.367	0.374	12
Methylene Chloride	0.563	0.687	0.726	0.651	0.784	0.682	12
tert-Butyl Alcohol	0.908	1.508	1.273	1.412	1.481	1.316	19
Acrylonitrile	0.829	0.666	0.970	0.875	1.111	0.890	19
trans-1,2-Dichloroethene	1.175	1.073	1.150	1.017	1.311	1.145	10
Methyl t-Butyl Ether	1.810	1.981	2.210	1.879	2.402	2.056	12
Hexane	1.242	1.348	1.530	1.363	1.528	1.402	9
1,1-Dichloroethane	1.499	1.421	1.634	1.410	1.736	1.540	9
Vinyl Acetate	1.348	0.978	1.650	1.624	2.603	1.641	✓37
cis-1,2-Dichloroethene	1.166	1.057	1.134	1.010	1.214	1.116	7
2-Butanone	0.102	0.293	0.317	0.294	0.363	0.274	✓37
Ethyl Acetate	0.000	0.096	0.127	0.127	0.150	0.100	✓59
Methyl Acrylate	1.099	1.268	1.444	1.321	1.683	1.363	16
Chloroform	1.647	1.663	1.699	1.503	1.810	1.664	7
1,1,1-Trichloroethane	1.879	1.883	1.940	1.710	2.102	1.903	7
Carbon Tetrachloride	2.369	2.333	2.431	2.133	2.586	2.370	7
1,2-Dichloroethane	0.314	0.323	0.364	0.327	0.395	0.345	10
Benzene	0.679	0.703	0.746	0.698	0.837	0.733	9
Isooctane	1.152	1.208	1.277	1.184	1.448	1.254	9
Heptane	0.548	0.550	0.558	0.506	0.608	0.554	7
Trichloroethene	0.564	0.605	0.587	0.508	0.567	0.566	6
Ethyl Acrylate	0.495	0.578	0.620	0.586	0.742	0.604	15

\* not valid

not applicable  
Person 9/27/05 (TD)

LANCASTER LABORATORIES  
VOLATILE ORGANICS IN AIR

INITIAL CALIBRATION DATA SHEET

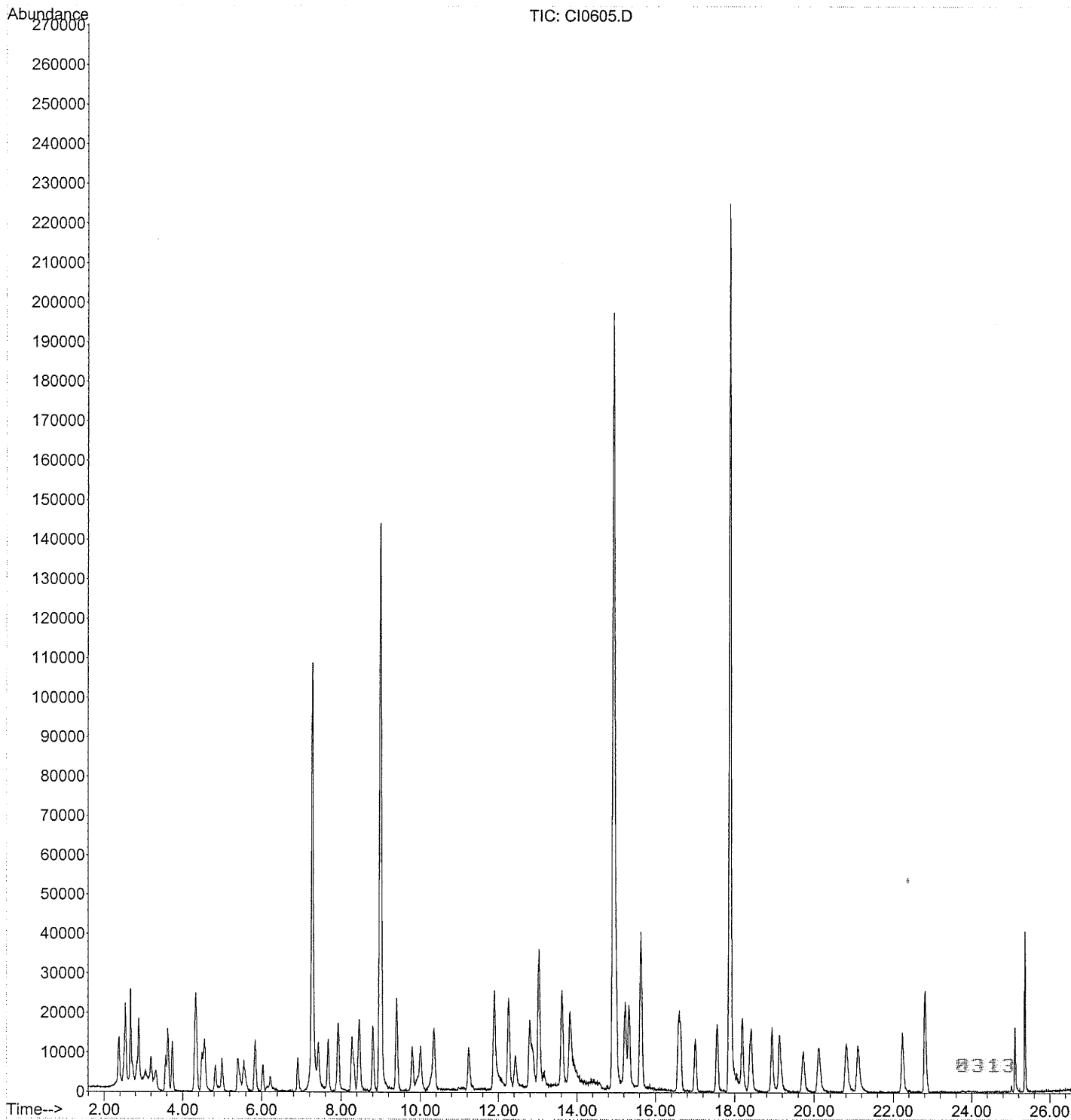
Instrument ID: HP09464

Data File Path: C:\MSDCHEM\1\DATA\SEP26

STANDARD EPA SAMPLE NO. LAB FILE ID DATE INJECTED TIME INJECTED	CAL 1 VSTD001 \CI0605.D 09/26/05 13:58	CAL 2 VSTD002 \CI0604.D 09/26/05 12:46	CAL 3 VSTD005 \CI0603.D 09/26/05 12:08	CAL 4 VSTD010 \CI0602.D 09/26/05 11:30	CAL 5 VSTD025 \CI0601.D 09/26/05 10:52		
COMPOUND NAME	Relative Response Factor (RRF)					MEAN	% RSD
	CAL 1	CAL 2	CAL 3	CAL 4	CAL 5		
1,2-Dichloropropane	0.303	0.289	0.333	0.293	0.352	0.314	9
Methyl Methacrylate	0.199	0.229	0.259	0.238	0.290	0.243	14
Dibromomethane	0.364	0.369	0.399	0.361	0.419	0.382	7
1,4-Dioxane	0.000	0.134	0.112	0.109	0.131	0.097	57*
Bromodichloromethane	0.589	0.633	0.647	0.593	0.687	0.630	6
cis-1,3-Dichloropropene	0.498	0.579	0.586	0.547	0.640	0.570	9
4-Methyl-2-Pentanone	1.005	1.063	1.049	0.900	1.097	1.023	7
Toluene	1.232	1.957	1.640	1.282	1.430	1.508	20
Octane	0.995	1.323	1.191	0.929	1.019	1.091	15
trans-1,3-Dichloropropene	0.413	0.637	0.602	0.463	0.525	0.528	18
Ethyl Methacrylate	0.422	0.717	0.645	0.514	0.566	0.573	20
1,1,2-Trichloroethane	0.455	0.788	0.676	0.510	0.581	0.602	22
Tetrachloroethene	0.810	1.240	1.090	0.835	0.926	0.980	19
2-Hexanone	1.139	1.071	1.037	0.735	1.049	1.006	16
Dibromochloromethane	0.869	1.247	1.154	0.902	1.027	1.040	16
1,2-Dibromoethane	0.860	1.203	1.109	0.845	0.972	0.998	16
Chlorobenzene	0.872	0.912	0.913	0.908	0.983	0.918	4
1,1,1,2-Tetrachloroethane	0.542	0.576	0.528	0.535	0.615	0.559	6
Ethylbenzene	1.220	1.327	1.257	1.219	1.387	1.282	6
m/p-Xylene	0.912	1.083	1.021	0.967	1.143	1.025	9
o-Xylene	0.747	0.991	0.980	0.781	1.077	0.915	16
Styrene	0.611	0.810	0.828	0.652	0.889	0.758	16
Bromoform	0.467	0.643	0.613	0.529	0.754	0.601	18
Cumene	0.893	1.272	1.424	1.141	1.517	1.249	20
1,1,2,2-Tetrachloroethane	0.376	0.556	0.664	0.582	0.756	0.587	24
1,2,3-Trichloropropane	0.141	0.216	0.232	0.207	0.257	0.211	21
Bromobenzene	0.389	0.544	0.615	0.506	0.611	0.533	17
4-Ethyltoluene	1.007	1.600	1.540	1.551	2.026	1.545	23
1,3,5-Trimethylbenzene	0.969	1.397	1.318	1.097	1.707	1.298	22
Alpha Methyl Styrene	0.385	0.563	0.600	0.614	0.996	0.632	35
1,2,4-Trimethylbenzene	0.850	1.349	1.301	1.193	2.024	1.343	32
1,3-Dichlorobenzene	0.739	1.074	0.989	0.769	1.309	0.976	24
1,4-Dichlorobenzene	0.720	1.048	0.979	0.762	1.298	0.961	24
Benzyl chloride	0.747	0.991	0.980	0.781	0.463	0.793	27*
1,2-Dichlorobenzene	0.714	1.017	0.927	0.712	0.865	0.847	16
Hexachloroethane	0.402	0.551	0.537	0.421	0.530	0.488	14
1,2,4-Trichlorobenzene	0.309	0.422	0.388	0.297	0.365	0.356	15
Hexachlorobutadiene	0.344	0.472	0.404	0.289	0.374	0.377	18

Data Path : C:\MSDCHEM\1\DATA\SEP26\  
Data File : CI0605.D  
Acq On : 26 Sep 2005 13:58  
Operator : JBS  
Sample : VSTD001  
Misc :  
ALS Vial : 20 Sample Multiplier: 1

Quant Time: Sep 27 08:39:23 2005  
Quant Method : C:\MSDCHEM\1\METHODS\ALLTO15.M  
Quant Title :  
QLast Update : Tue Sep 27 08:34:33 2005  
Response via : Initial Calibration





Data Path : C:\MSDCHEM\1\DATA\SEP26\  
 Data File : CI0605.D  
 Acq On : 26 Sep 2005 13:58  
 Operator : JBS  
 Sample : VSTD001  
 Misc :  
 ALS Vial : 20 Sample Multiplier: 1

Quant Time: Sep 27 08:39:23 2005  
 Quant Method : C:\MSDCHEM\1\METHODS\ALLTO15.M  
 Quant Title :  
 QLast Update : Tue Sep 27 08:34:33 2005  
 Response via : Initial Calibration

Internal Standards	R.T.	QIon	Response	Conc	Units	Dev(Min)
1) Bromochloromethane	7.27	130	693833	10.000		-0.02
37) 1,4-Difluorobenzene	8.99	114	2447976	10.000		-0.05
51) Chlorobenzene d5	14.93	117	2771470	10.000		-0.05

Target Compounds	R.T.	QIon	Response	Conc	Units	Qvalue
2) Propene	2.50	41	54867	1.075	PPB	# 51
3) Dichlorodifluoromethane	2.53	85	153751	1.056	PPB	98
4) Chlorodifluoromethane	2.55	51	113972	1.087	PPB	# 67
5) Freon 114	2.67	85	156220	0.989	PPB	99
6) Chloromethane	2.72	50	82310	1.070	PPB	# 52
7) Vinyl Chloride	2.83	62	61808	1.084	PPB	99
8) 1,3-Butadiene	2.89	54	96747	1.000	PPB	94
9) Bromomethane	3.20	94	60355	1.075	PPB	99
10) Chloroethane	3.32	64	27460	0.970	PPB	# 43
11) Dichlorofluoromethane	3.57	67	120748	1.096	PPB	# 87
12) Trichlorofluoromethane	3.63	101	194482	1.091	PPB	100
13) Pentane	3.74	43	142369	1.145	PPB	96
14) Acrolein	4.31	56	12223m	0.906	PPB	
15) 1,1-Dichloroethene	4.31	61	104453	1.065	PPB	97
16) Freon 113	4.34	103	90882	1.028	PPB	99
17) Acetone	4.54	43	96829	1.013	PPB	# 47
18) Methyl Iodide	4.49	142	191683	1.031	PPB	99
19) Carbon Disulfide	4.57	76	199367	1.207	PPB	# 87
20) Acetonitrile	4.83	41	113754m	1.166	PPB	
21) 3-Chloropropene	4.83	76	29039m	1.134	PPB	
22) Methylene Chloride	5.00	84	39065	0.780	PPB	# 59
23) tert-Butyl Alcohol	6.15	59	66446m	0.717	PPB	
24) Acrylonitrile	5.46	53	61286	0.992	PPB	# 80
25) trans-1,2-Dichloroethene	5.40	61	85604	1.077	PPB	93
26) Methyl t-Butyl Ether	5.56	73	131863	0.924	PPB	# 48
27) Hexane	5.84	57	91366	0.920	PPB	# 92
28) 1,1-Dichloroethane	6.03	63	98792	0.925	PPB	99
29) Vinyl Acetate	6.22	43	97742m	0.879	PPB	
30) cis-1,2-Dichloroethene	6.91	61	76862	0.993	PPB	93
31) 2-Butanone	7.17	72	7399m	0.396	PPB	
33) Methyl Acrylate	7.22	55	80068m	0.847	PPB	
34) Chloroform	7.43	83	114284m	0.990	PPB	
35) 1,1,1-Trichloroethane	7.67	97	130365	0.987	PPB	98
36) Carbon Tetrachloride	7.92	117	156121	0.949	PPB	98
38) 1,2-Dichloroethane	8.33	62	76910	0.912	PPB	95
39) Benzene	8.28	78	166332	0.927	PPB	98
40) Isooctane	8.46	57	296049	0.965	PPB	# 94
41) Heptane	8.80	43	142111	1.048	PPB	# 65
42) Trichloroethene	9.40	130	138099	0.981	PPB	93
43) Ethyl Acrylate	9.93	55	128388m	0.798	PPB	
44) 1,2-Dichloropropane	9.80	63	74240	0.965	PPB	97
45) Methyl Methacrylate	10.31	69	51812	0.871	PPB	# 1
46) Dibromomethane	10.01	174	94834	1.013	PPB	98
48) Bromodichloromethane	10.35	83	152820	0.991	PPB	# 93
49) cis-1,3-Dichloropropene	11.24	75	109769	0.787	PPB	# 59
50) 4-Methyl-2-Pentanone	11.90	43	258257m	1.034	PPB	

0314

Data Path : C:\MSDCHEM\1\DATA\SEP26\  
 Data File : CI0605.D  
 Acq On : 26 Sep 2005 13:58  
 Operator : JBS  
 Sample : VSTD001  
 Misc :  
 ALS Vial : 20 Sample Multiplier: 1

Quant Time: Sep 27 08:39:23 2005  
 Quant Method : C:\MSDCHEM\1\METHODS\ALLTO15.M  
 Quant Title :  
 QLast Update : Tue Sep 27 08:34:33 2005  
 Response via : Initial Calibration

Internal Standards	R.T.	QIon	Response	Conc	Units	Dev(Min)
52) Toluene	11.90	91	341508	0.817	PPB	96
53) Octane	12.26	43	286759m	0.958	PPB	
54) trans-1,3-Dichloropropene	12.43	75	103124	0.704	PPB #	81
55) Ethyl Methacrylate	12.86	69	116342m	0.747	PPB	
56) 1,1,2-Trichloroethane	12.80	97	119733	0.717	PPB	93
57) Tetrachloroethene	13.03	166	224403	0.826	PPB	98
58) 2-Hexanone	13.81	43	331417m	1.192	PPB	
59) Dibromochloromethane	13.62	127	239771	0.832	PPB	95
60) 1,2-Dibromoethane	13.82	107	238262	0.862	PPB	99
61) Chlorobenzene	14.99	112	241776	0.951	PPB #	90
62) 1,1,1,2-Tetrachloroethane	15.23	131	142696	0.921	PPB #	51
63) Ethylbenzene	15.33	91	338209	0.952	PPB	97
64) m/p-Xylene	15.63	91	492977	1.735	PPB	96
65) o-Xylene	16.58	91	207128	0.817	PPB	95
66) Styrene	16.63	104	169261	0.806	PPB #	100
67) Bromoform	17.00	173	136532	0.819	PPB	98
68) Cumene	17.55	105	259770	0.750	PPB	98
69) 1,1,2,2-Tetrachloroethane	18.37	83	109320	0.672	PPB	93
70) 1,2,3-Trichloropropane	18.42	110	41044	0.703	PPB	91
71) Bromobenzene	18.19	156	114133	0.773	PPB	100
72) 4-Ethyltoluene	18.94	105	265136	0.619	PPB	99
73) 1,3,5-Trimethylbenzene	19.13	105	268490	0.746	PPB	100
74) Alpha Methyl Styrene	19.73	118	112046m	0.641	PPB	
75) 1,2,4-Trimethylbenzene	20.12	105	223903	0.601	PPB #	64
76) 1,3-Dichlorobenzene	20.82	146	204896	0.757	PPB	100
77) 1,4-Dichlorobenzene	21.12	146	199578	0.749	PPB	94
78) Benzyl Chloride	16.58	91	207128	0.943	PPB #	100
79) 1,2-Dichlorobenzene	22.23	146	197896	0.843	PPB	98
80) Hexachloroethane	22.82	117	118240	0.874	PPB	97
81) 1,2,4-Trichlorobenzene	25.11	180	85534	0.867	PPB	92
82) Hexachlorobutadiene	25.36	225	90476	0.867	PPB	97

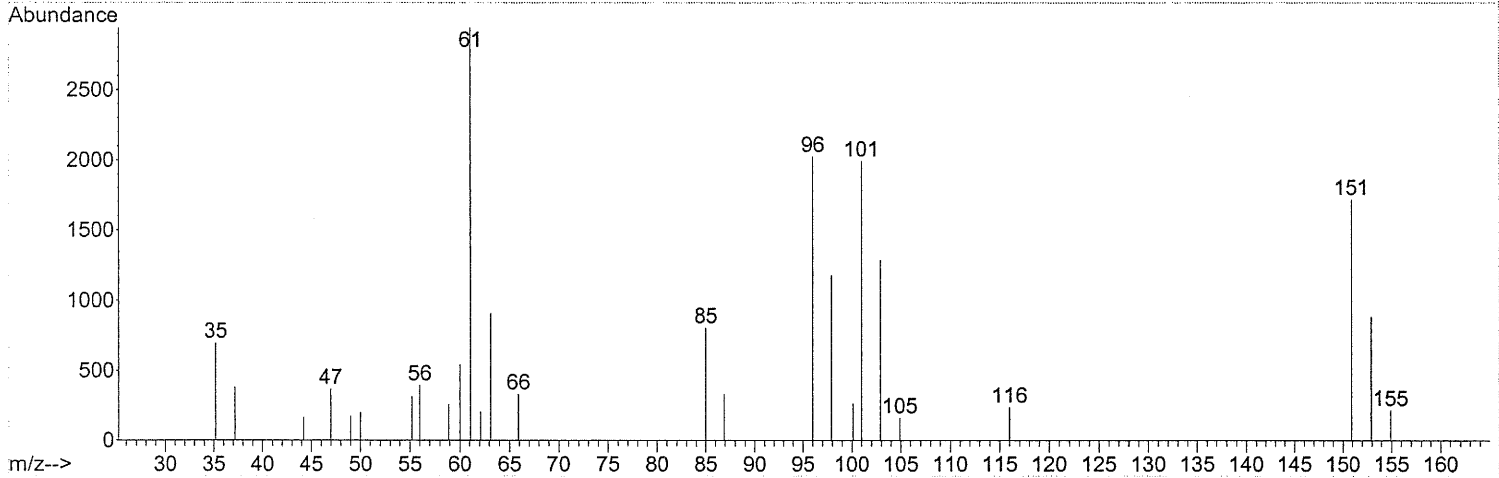
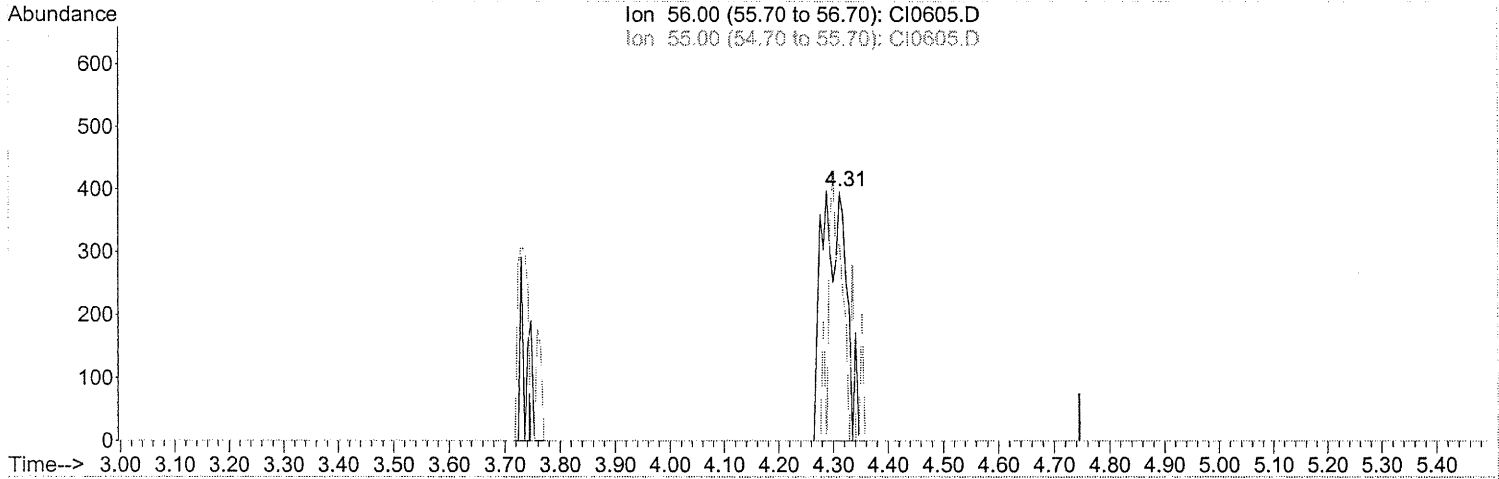
(#) = qualifier out of range (m) = manual integration (+) = signals summed

8315

Quantitation Report (Qedit)

Data Path : C:\MSDCHEM\1\DATA\SEP26\  
Data File : CI0605.D  
Acq On : 26 Sep 2005 13:58  
Operator : JBS  
Sample : VSTD001  
Misc :  
ALS Vial : 20 Sample Multiplier: 1

Quant Time: Sep 27 08:34:54 2005  
Quant Method : C:\MSDCHEM\1\METHODS\ALLTO15.M  
Quant Title :  
QLast Update : Tue Sep 27 08:34:33 2005  
Response via : Initial Calibration



TIC: CI0605.D

(14) Acrolein

4.311min (+0.067) 0.91PPB m

response 12223

Ion	Exp%	Act%
56.00	100	100
55.00	62.80	0.00#
0.00	0.00	0.00
0.00	0.00	0.00

*front peak*

*Morison*

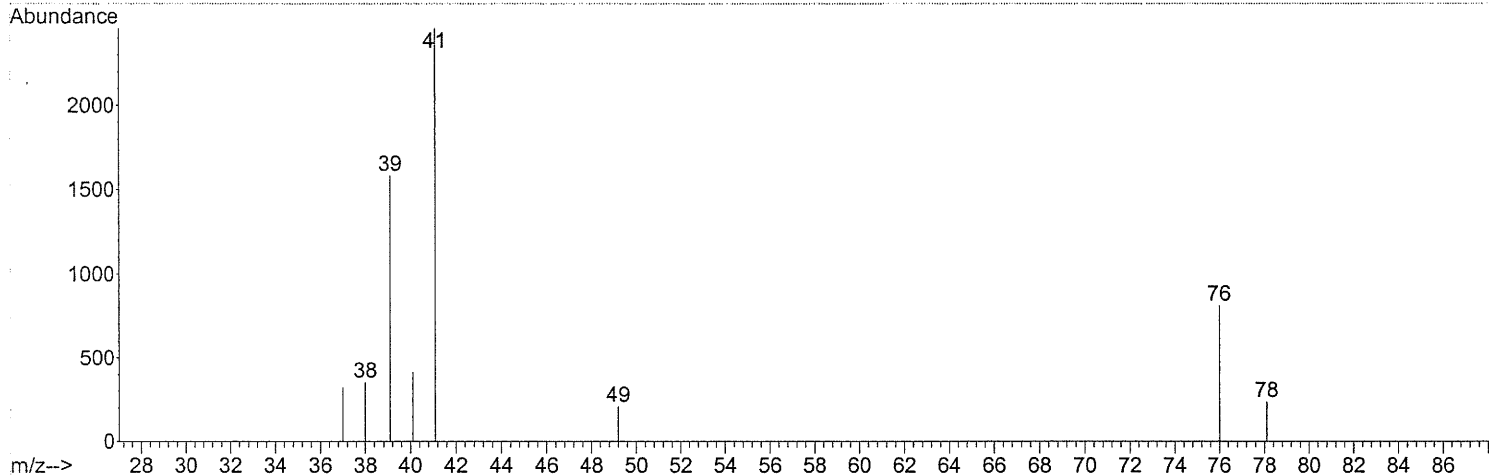
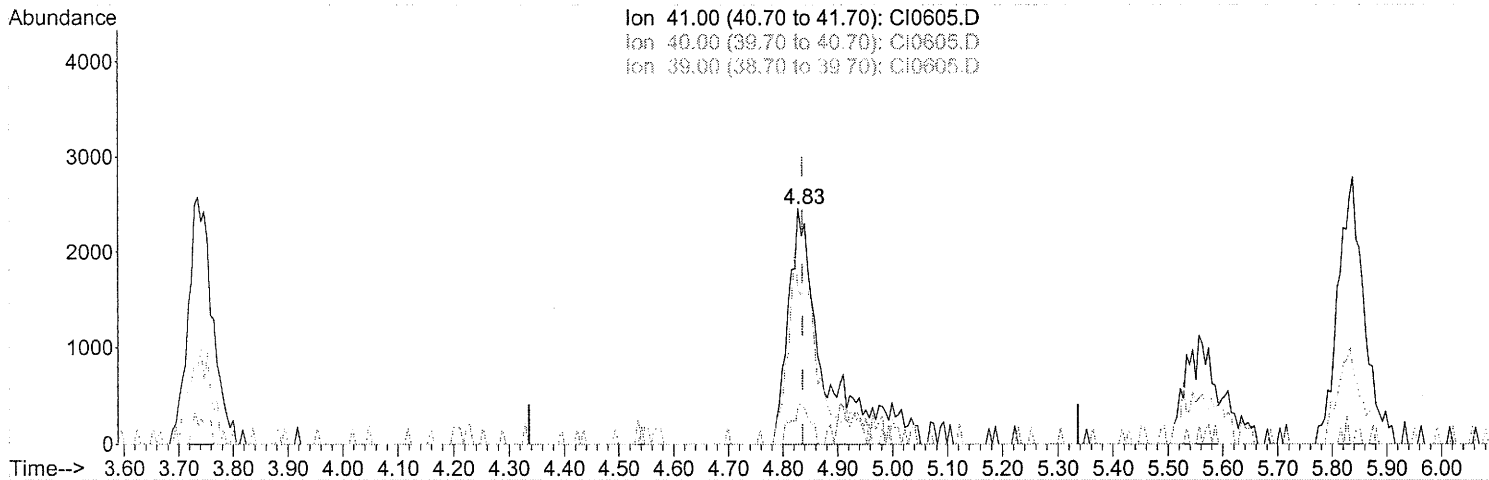
*9/21/05*

*Sam 703 9/28/05*

Quantitation Report (Qedit)

Data Path : C:\MSDCHEM\1\DATA\SEP26\  
Data File : CI0605.D  
Acq On : 26 Sep 2005 13:58  
Operator : JBS  
Sample : VSTD001  
Misc :  
ALS Vial : 20 Sample Multiplier: 1

Quant Time: Sep 27 08:34:54 2005  
Quant Method : C:\MSDCHEM\1\METHODS\ALLTO15.M  
Quant Title :  
QLast Update : Tue Sep 27 08:34:33 2005  
Response via : Initial Calibration



TIC: CI0605.D

(20) Acetonitrile  
4.828min (-0.008) 1.17PPB m  
response 113754

Ion	Exp%	Act%
41.00	100	100
40.00	21.60	0.00#
39.00	58.50	0.00#
0.00	0.00	0.00

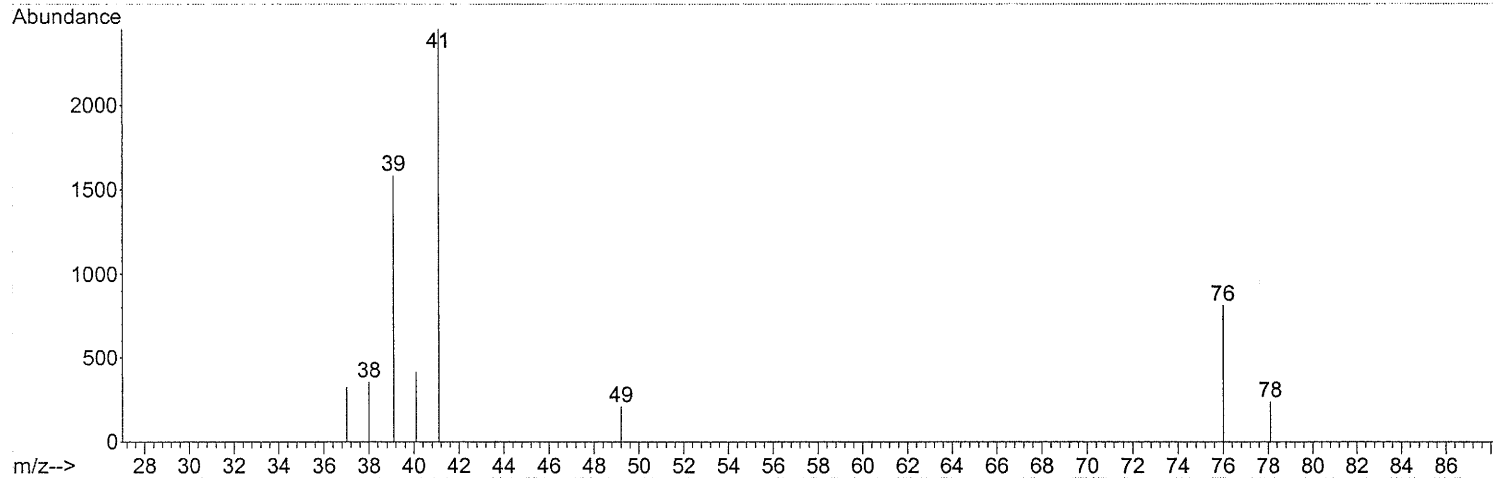
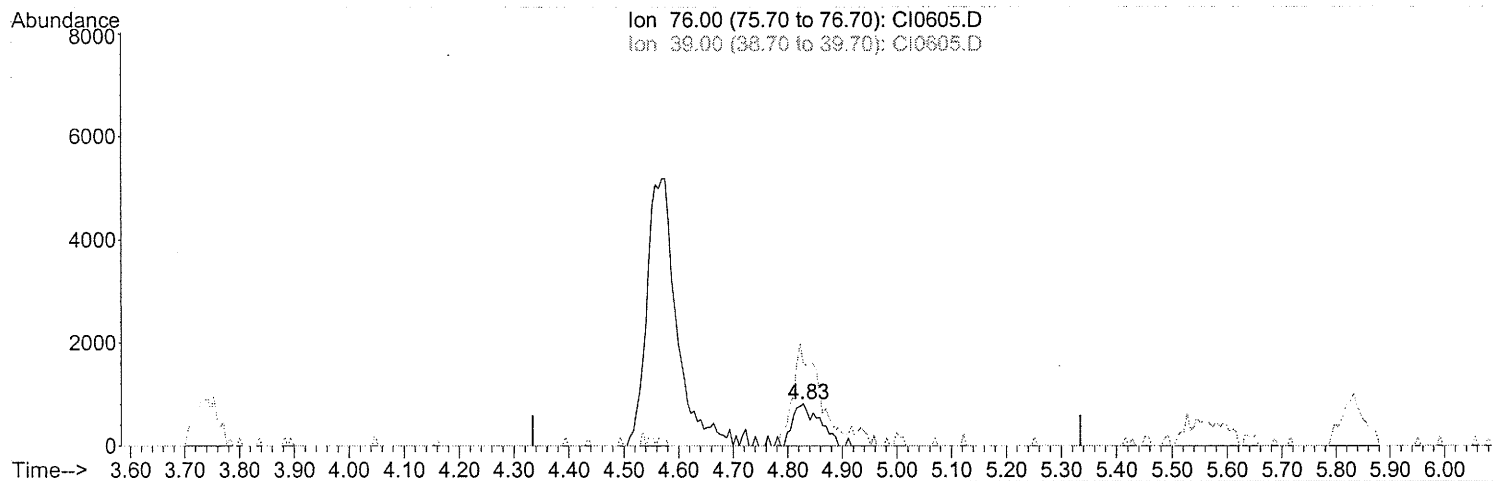
*Sample OK  
analysis  
9/27/05*

*Sum 763 9/20/05*

Quantitation Report (Qedit)

Data Path : C:\MSDCHEM\1\DATA\SEP26\  
 Data File : CI0605.D  
 Acq On : 26 Sep 2005 13:58  
 Operator : JBS  
 Sample : VSTD001  
 Misc :  
 ALS Vial : 20 Sample Multiplier: 1

Quant Time: Sep 27 08:34:54 2005  
 Quant Method : C:\MSDCHEM\1\METHODS\ALLTO15.M  
 Quant Title :  
 QLast Update : Tue Sep 27 08:34:33 2005  
 Response via : Initial Calibration



(21) 3-Chloropropene

4.828min (-0.006) 1.13PPB m

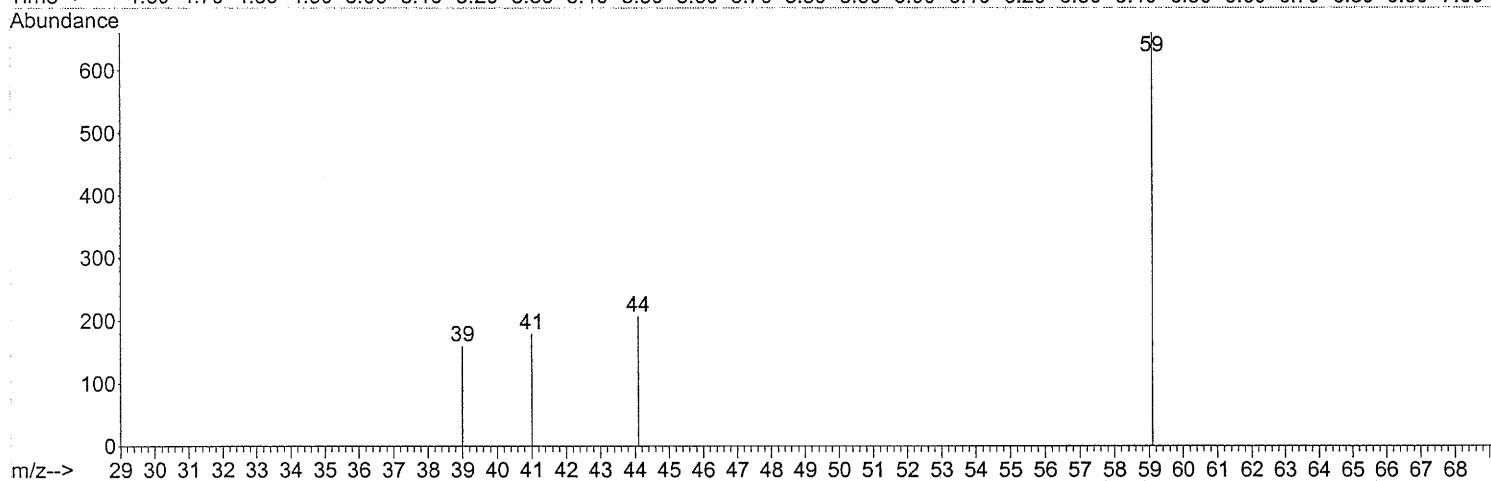
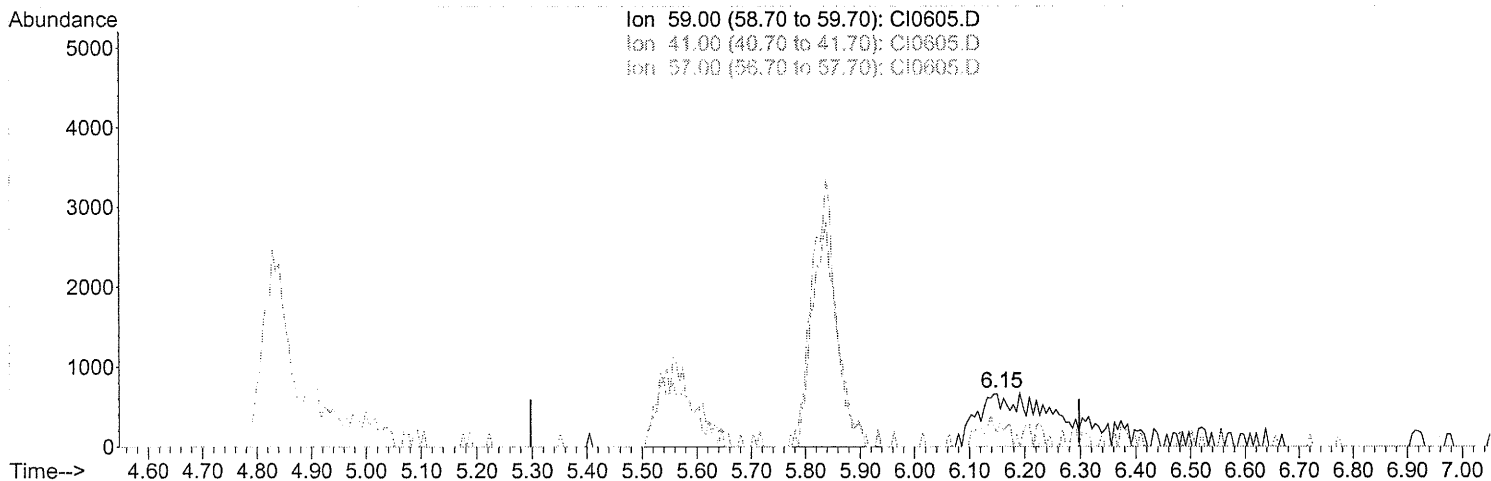
response 29039

Ion	Exp%	Act%
76.00	100	100
39.00	289.60	0.00#
0.00	0.00	0.00
0.00	0.00	0.00

*missed peak*  
*9/27/05*  
*9/28/05*

Data Path : C:\MSDCHEM\1\DATA\SEP26\  
Data File : CI0605.D  
Acq On : 26 Sep 2005 13:58  
Operator : JBS  
Sample : VSTD001  
Misc :  
ALS Vial : 20 Sample Multiplier: 1

Quant Time: Sep 27 08:34:54 2005  
Quant Method : C:\MSDCHEM\1\METHODS\ALLTO15.M  
Quant Title :  
QLast Update : Tue Sep 27 08:34:33 2005  
Response via : Initial Calibration



TIC: CI0605.D

(23) tert-Butyl Alcohol  
6.150min (+0.353) 0.72PPB m  
response 66446

Ion	Exp%	Act%
59.00	100	100
41.00	0.00	0.00
57.00	0.00	0.00
0.00	0.00	0.00

*Small peak  
AK7827  
9/27/05*

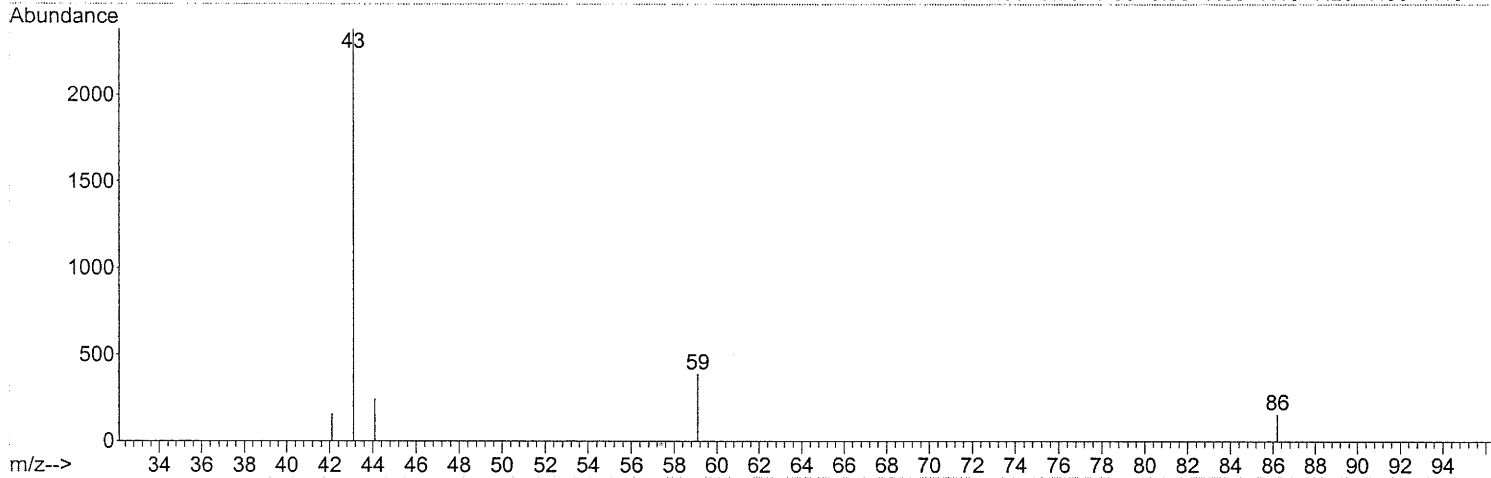
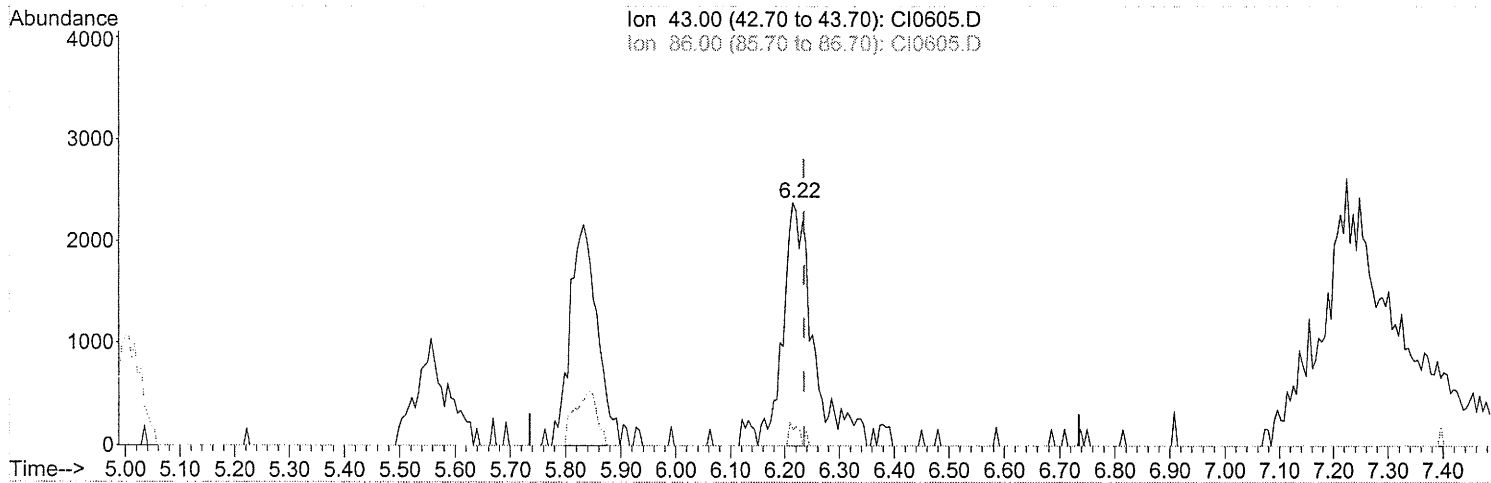
*From 703  
9/28/05*

0319

Quantitation Report (Qedit)

Data Path : C:\MSDCHEM\1\DATA\SEP26\  
Data File : CI0605.D  
Acq On : 26 Sep 2005 13:58  
Operator : JBS  
Sample : VSTD001  
Misc :  
ALS Vial : 20 Sample Multiplier: 1

Quant Time: Sep 27 08:34:54 2005  
Quant Method : C:\MSDCHEM\1\METHODS\ALLTO15.M  
Quant Title :  
QLast Update : Tue Sep 27 08:34:33 2005  
Response via : Initial Calibration



(29) Vinyl Acetate  
6.215min (-0.020) 0.88PPB m  
response 97742

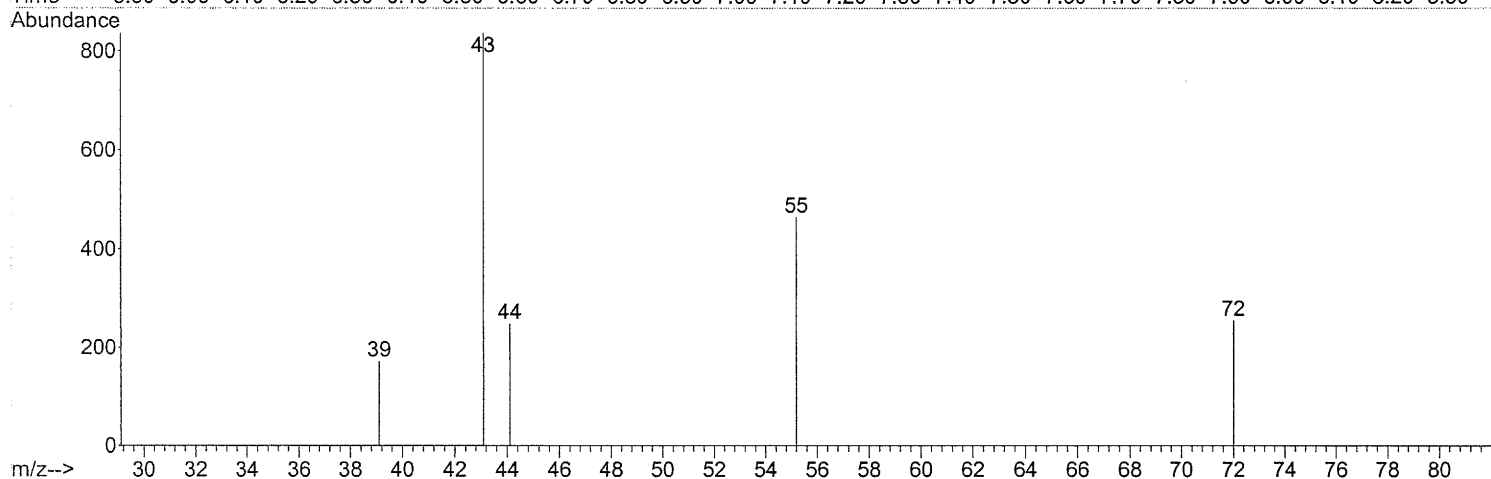
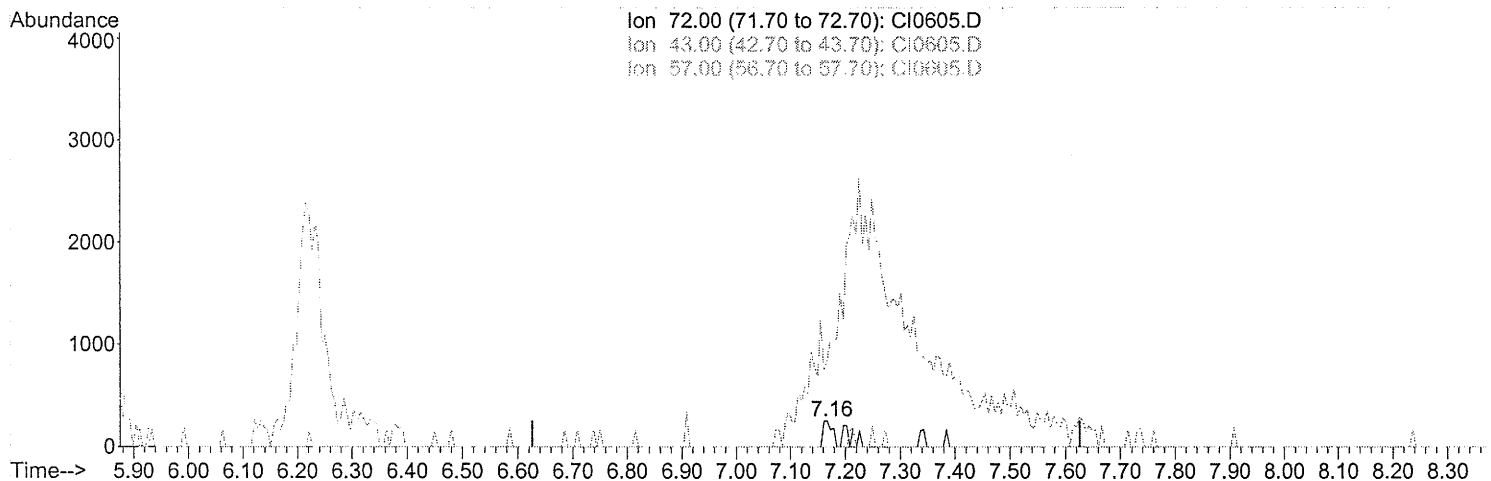
Ion	Exp%	Act%
43.00	100	100
86.00	7.80	0.00#
0.00	0.00	0.00
0.00	0.00	0.00

*Split peak  
AMM  
9/27/05*

*AMM  
9/28/05  
8328*

Data Path : C:\MSDCHEM\1\DATA\SEP26\  
Data File : CI0605.D  
Acq On : 26 Sep 2005 13:58  
Operator : JBS  
Sample : VSTD001  
Misc :  
ALS Vial : 20 Sample Multiplier: 1

Quant Time: Sep 27 08:34:54 2005  
Quant Method : C:\MSDCHEM\1\METHODS\ALLTO15.M  
Quant Title :  
QLast Update : Tue Sep 27 08:34:33 2005  
Response via : Initial Calibration



(31) 2-Butanone  
7.167min (+0.041) 0.40PPB m  
response 7399

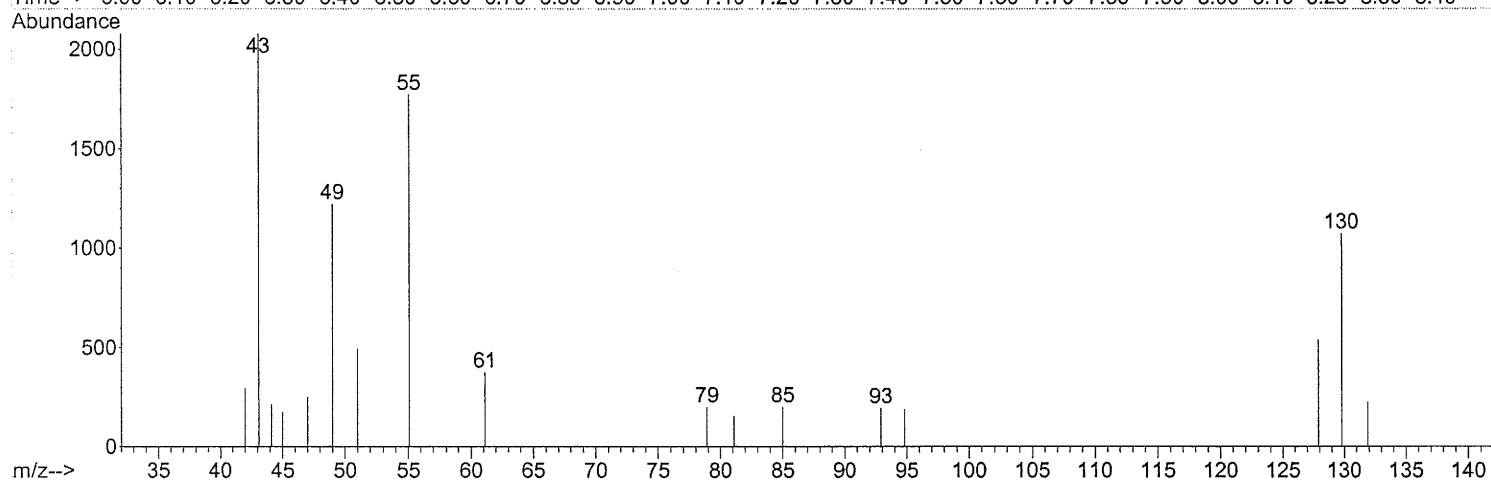
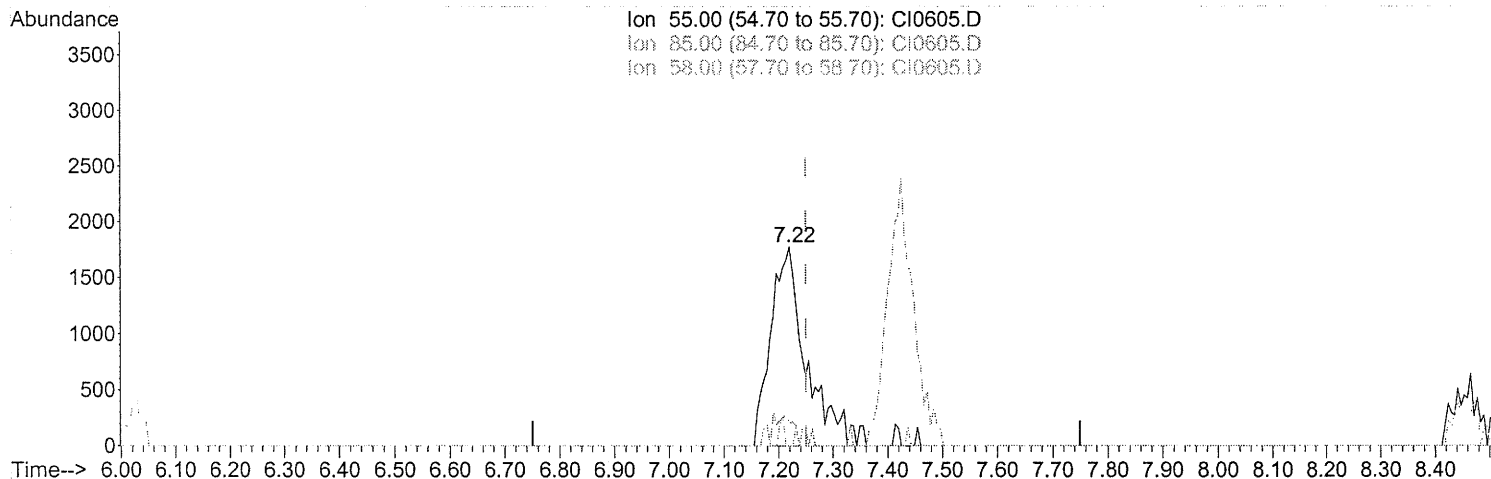
Ion	Exp%	Act%
72.00	100	100
43.00	0.00	0.00
57.00	0.00	0.00
0.00	0.00	0.00

*missed peak*  
*2/27/06*  
*9/18/06*  
8321



Data Path : C:\MSDCHEM\1\DATA\SEP26\  
Data File : CI0605.D  
Acq On : 26 Sep 2005 13:58  
Operator : JBS  
Sample : VSTD001  
Misc :  
ALS Vial : 20 Sample Multiplier: 1

Quant Time: Sep 27 08:34:54 2005  
Quant Method : C:\MSDCHEM\1\METHODS\ALLTO15.M  
Quant Title :  
QLast Update : Tue Sep 27 08:34:33 2005  
Response via : Initial Calibration



TIC: CI0605.D

(33) Methyl Acrylate

7.220min (-0.030) 0.85PPB m

response 80068

Ion	Exp%	Act%
55.00	100	100
85.00	14.70	0.00#
58.00	7.80	0.00#
0.00	0.00	0.00

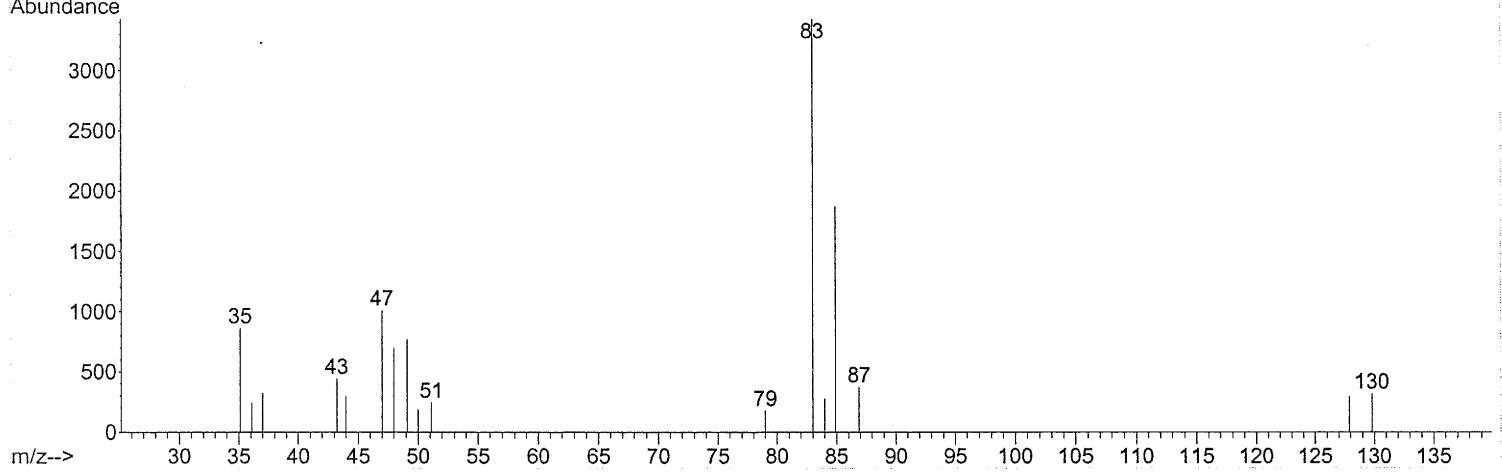
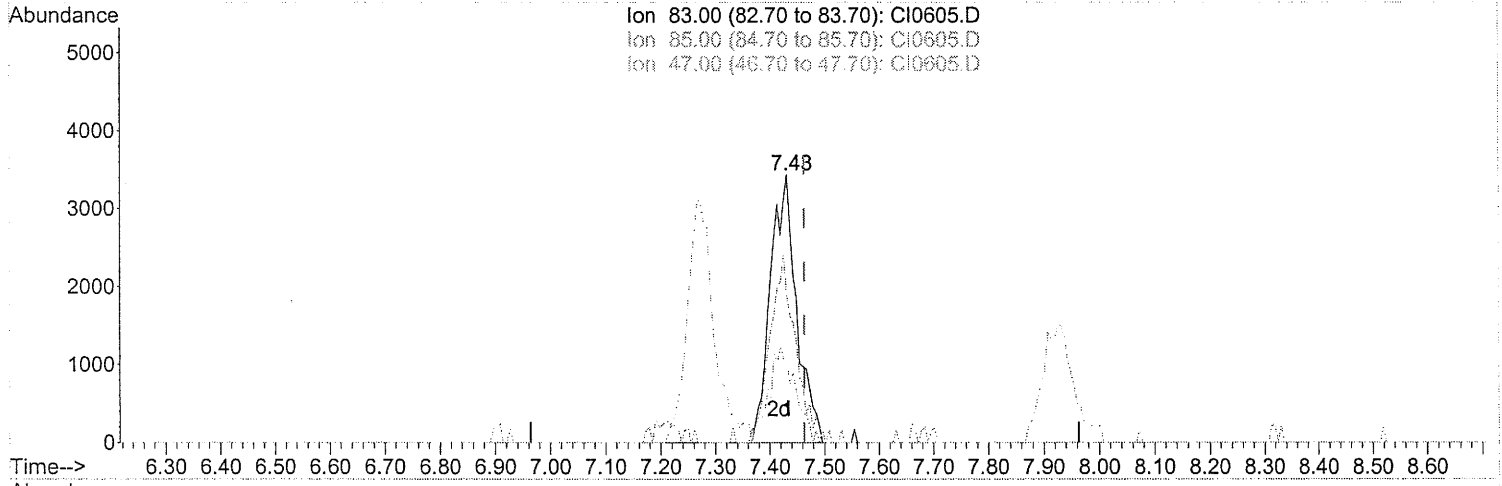
*Handwritten notes:*  
Sample 2  
AN 599  
9/27/05  
BOM 763  
9/27/05

8322

Quantitation Report (Qedit)

Data Path : C:\MSDCHEM\1\DATA\SEP26\  
Data File : CI0605.D  
Acq On : 26 Sep 2005 13:58  
Operator : JBS  
Sample : VSTD001  
Misc :  
ALS Vial : 20 Sample Multiplier: 1

Quant Time: Sep 27 08:34:54 2005  
Quant Method : C:\MSDCHEM\1\METHODS\ALLTO15.M  
Quant Title :  
QLast Update : Tue Sep 27 08:34:33 2005  
Response via : Initial Calibration



TIC: CI0605.D

(34) Chloroform  
7.431min (-0.032) 0.99PPB m  
response 114284

Ion	Exp%	Act%
83.00	100	100
85.00	68.00	69.28
47.00	32.40	0.00#
0.00	0.00	0.00

*SMAN 2/2K*  
*AMM*  
*9/27/05*

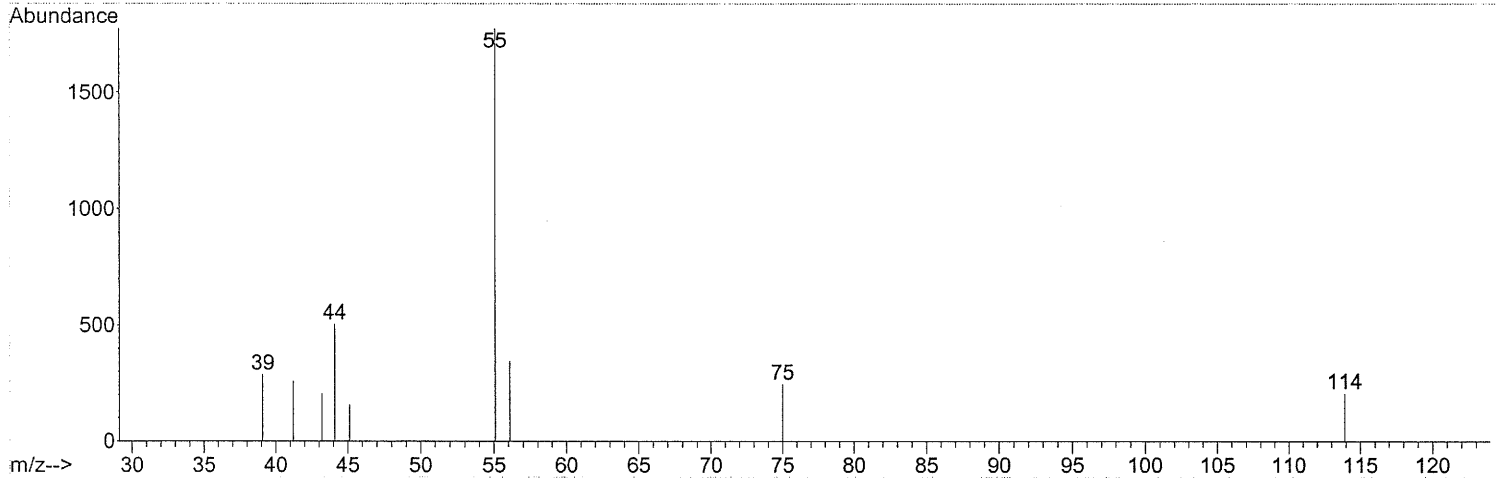
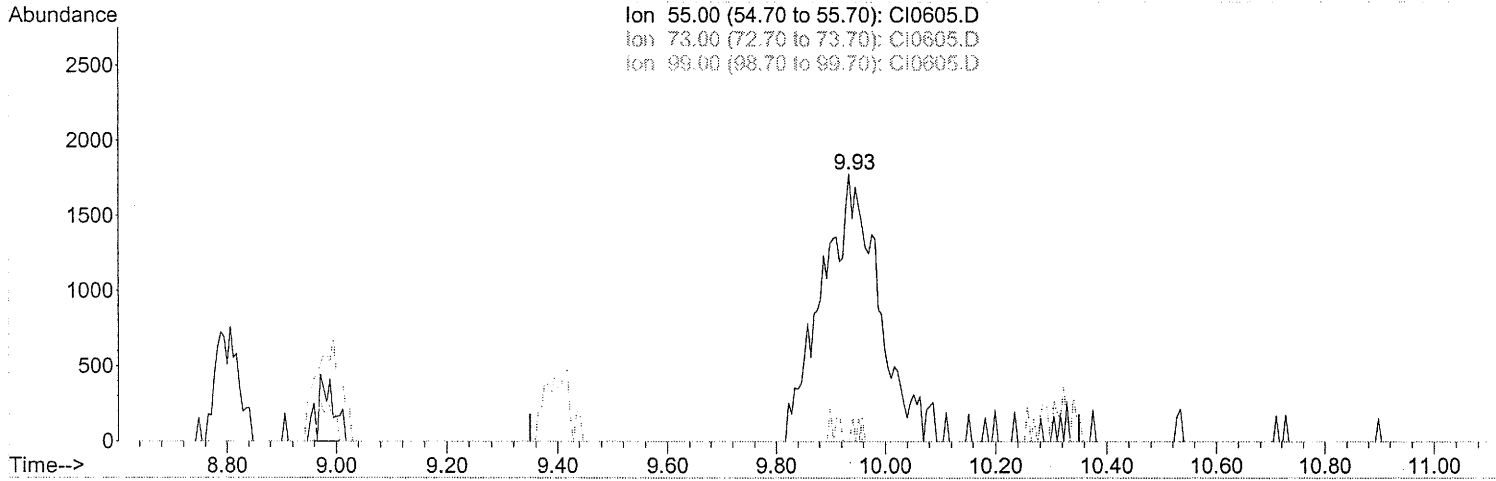
*SM 2003*  
*9/28/05*

8323

Quantitation Report (Qedit)

Data Path : C:\MSDCHEM\1\DATA\SEP26\  
Data File : CI0605.D  
Acq On : 26 Sep 2005 13:58  
Operator : JBS  
Sample : VSTD001  
Misc :  
ALS Vial : 20 Sample Multiplier: 1

Quant Time: Sep 27 08:34:54 2005  
Quant Method : C:\MSDCHEM\1\METHODS\ALLTO15.M  
Quant Title :  
QLast Update : Tue Sep 27 08:34:33 2005  
Response via : Initial Calibration



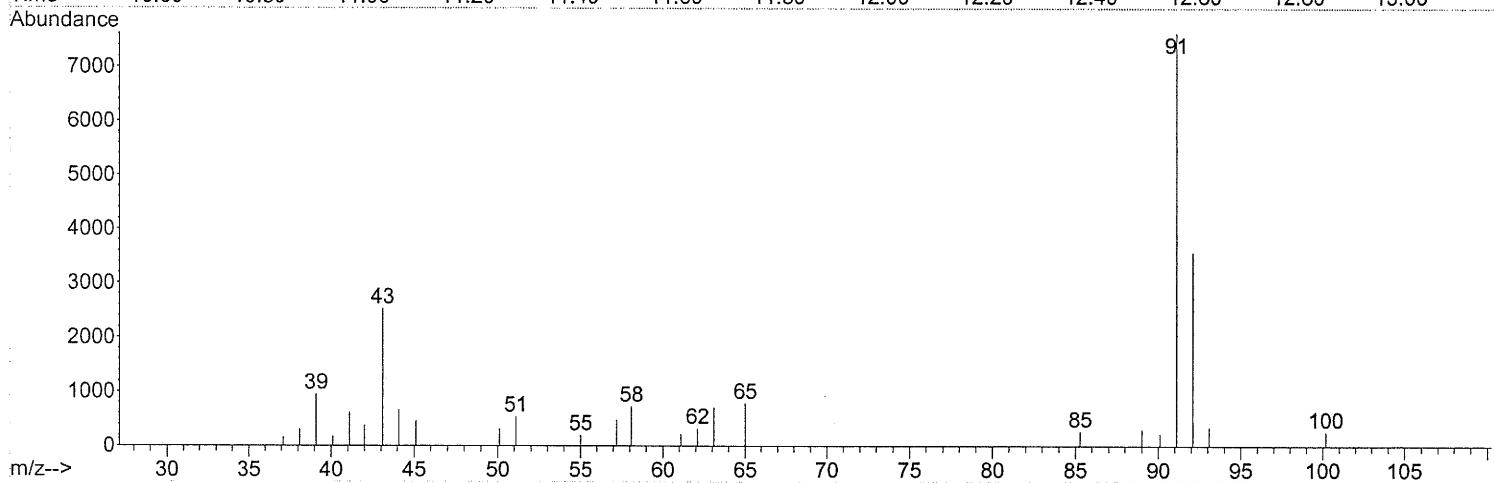
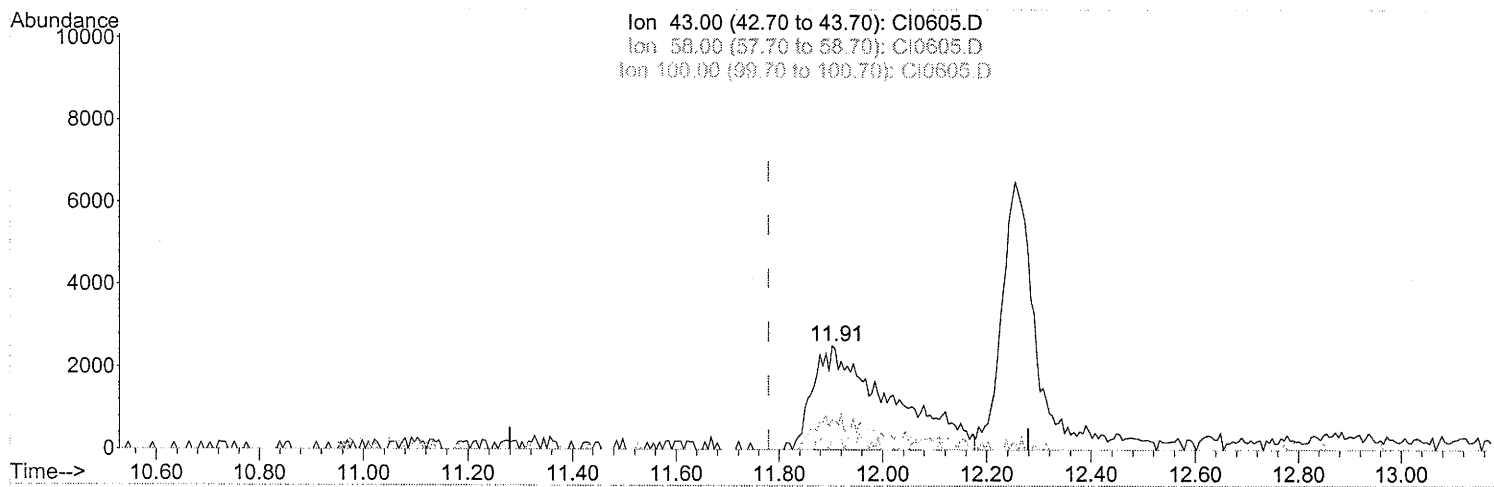
(43) Ethyl Acrylate  
9.934min (+0.085) 0.80PPB m  
response 128388

Ion	Exp%	Act%
55.00	100	100
73.00	6.80	0.00#
99.00	9.50	0.00#
0.00	0.00	0.00

*Signature*  
9/27/05  
*Signature*  
9/28/05  
8324

Data Path : C:\MSDCHEM\1\DATA\SEP26\  
 Data File : CI0605.D  
 Acq On : 26 Sep 2005 13:58  
 Operator : JBS  
 Sample : VSTD001  
 Misc :  
 ALS Vial : 20 Sample Multiplier: 1

Quant Time: Sep 27 08:34:54 2005  
 Quant Method : C:\MSDCHEM\1\METHODS\ALLTO15.M  
 Quant Title :  
 QLast Update : Tue Sep 27 08:34:33 2005  
 Response via : Initial Calibration



TIC: CI0605.D

(50) 4-Methyl-2-Pentanone

11.903min (+0.123) 1.03PPB m

response 258257

Ion	Exp%	Act%
43.00	100	100
58.00	32.40	0.00#
100.00	11.90	0.00#
0.00	0.00	0.00

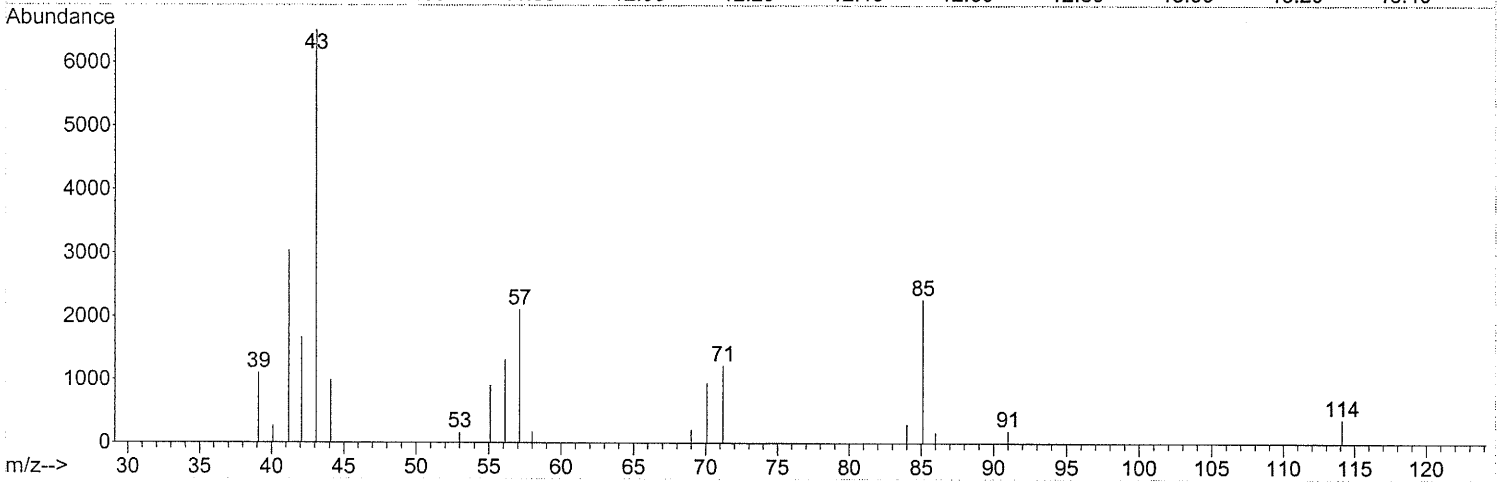
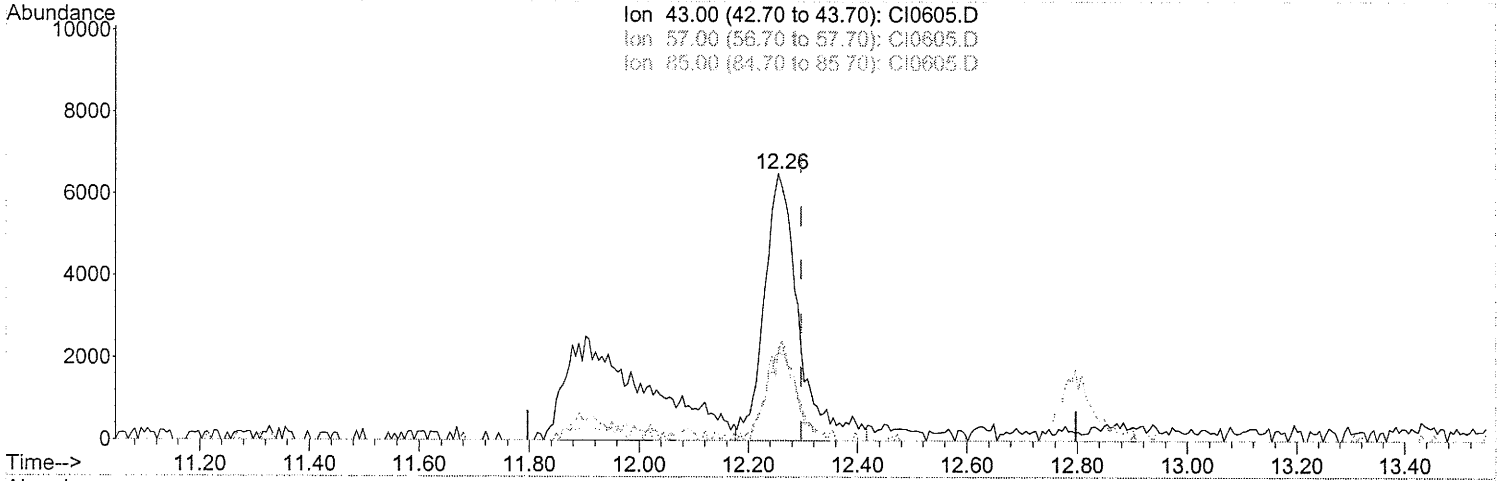
*Handwritten signature and date: 9/27/05*

*Handwritten signature and date: 9/27/05*

Quantitation Report (Qedit)

Data Path : C:\MSDCHEM\1\DATA\SEP26\  
Data File : CI0605.D  
Acq On : 26 Sep 2005 13:58  
Operator : JBS  
Sample : VSTD001  
Misc :  
ALS Vial : 20 Sample Multiplier: 1

Quant Time: Sep 27 08:34:54 2005  
Quant Method : C:\MSDCHEM\1\METHODS\ALLTO15.M  
Quant Title :  
QLast Update : Tue Sep 27 08:34:33 2005  
Response via : Initial Calibration



TIC: CI0605.D

(53) Octane

12.255min (-0.042) 0.96PPB m

response 286759

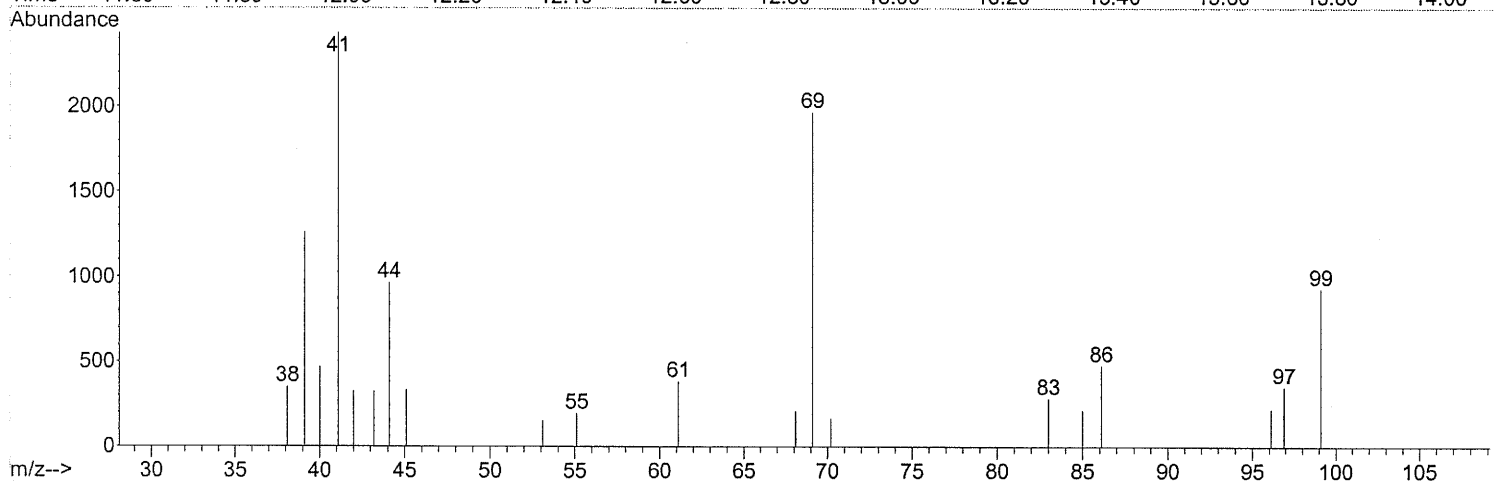
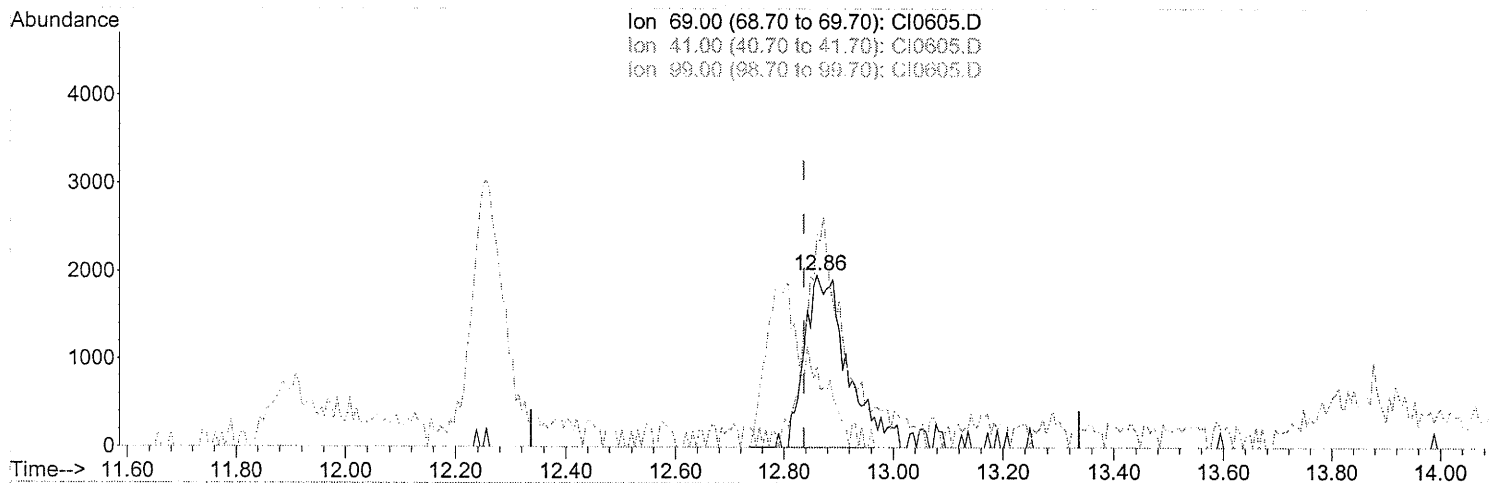
Ion	Exp%	Act%
43.00	100	100
57.00	35.40	29.60
85.00	35.90	30.09
0.00	0.00	0.00

*Sub peak*  
*Massy*  
*12/2/05*  
*15/11/05*  
*4/20/05*

Quantitation Report (Qedit)

Data Path : C:\MSDCHEM\1\DATA\SEP26\  
Data File : CI0605.D  
Acq On : 26 Sep 2005 13:58  
Operator : JBS  
Sample : VSTD001  
Misc :  
ALS Vial : 20 Sample Multiplier: 1

Quant Time: Sep 27 08:34:54 2005  
Quant Method : C:\MSDCHEM\1\METHODS\ALLTO15.M  
Quant Title :  
QLast Update : Tue Sep 27 08:34:33 2005  
Response via : Initial Calibration



TIC: CI0605.D

(55) Ethyl Methacrylate

12.860min (+0.024) 0.75PPB m

response 116342

Ion	Exp%	Act%
69.00	100	100
41.00	97.60	115.02
99.00	0.00	0.00
0.00	0.00	0.00

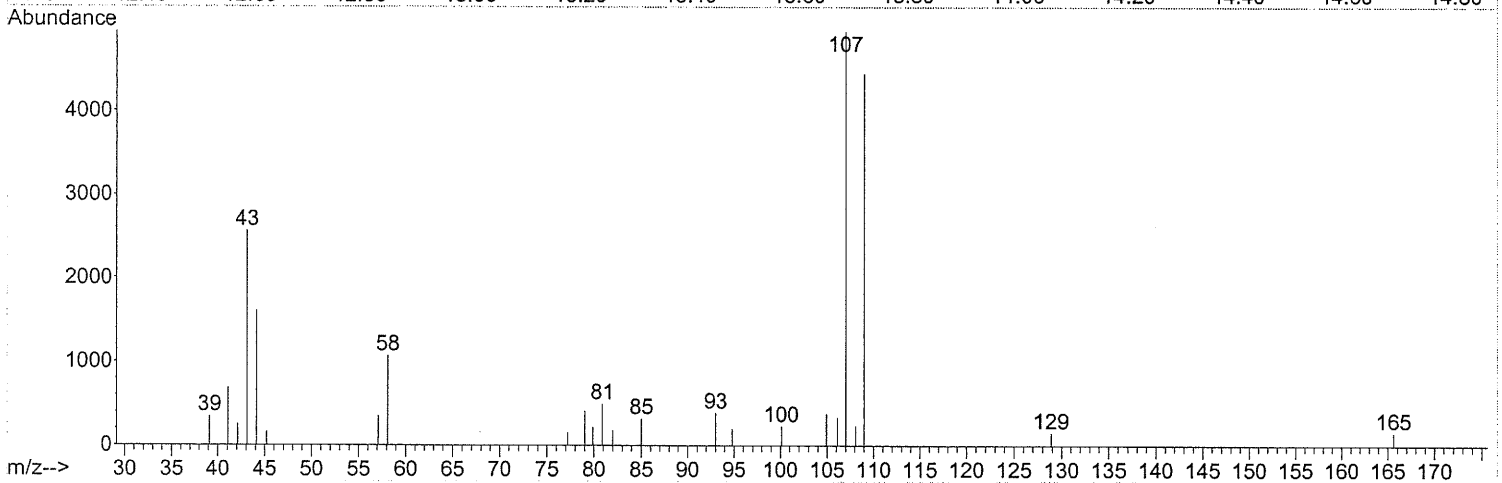
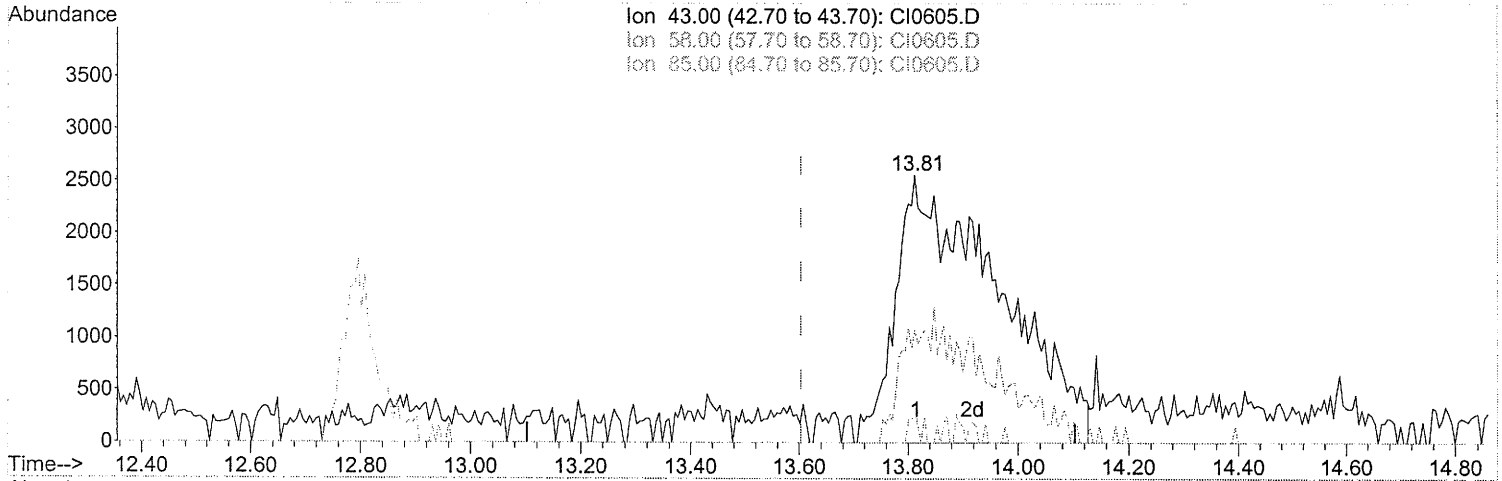
*Sample*  
*Mary*  
*9/27/05*  
*69.00*  
*9/27/05*

8327

Quantitation Report (Qedit)

Data Path : C:\MSDCHEM\1\DATA\SEP26\  
 Data File : CI0605.D  
 Acq On : 26 Sep 2005 13:58  
 Operator : JBS  
 Sample : VSTD001  
 Misc :  
 ALS Vial : 20 Sample Multiplier: 1

Quant Time: Sep 27 08:34:54 2005  
 Quant Method : C:\MSDCHEM\1\METHODS\ALLTO15.M  
 Quant Title :  
 QLast Update : Tue Sep 27 08:34:33 2005  
 Response via : Initial Calibration



TIC: CI0605.D

(58) 2-Hexanone

13.812min (+0.210) 1.19PPB m

response 331417

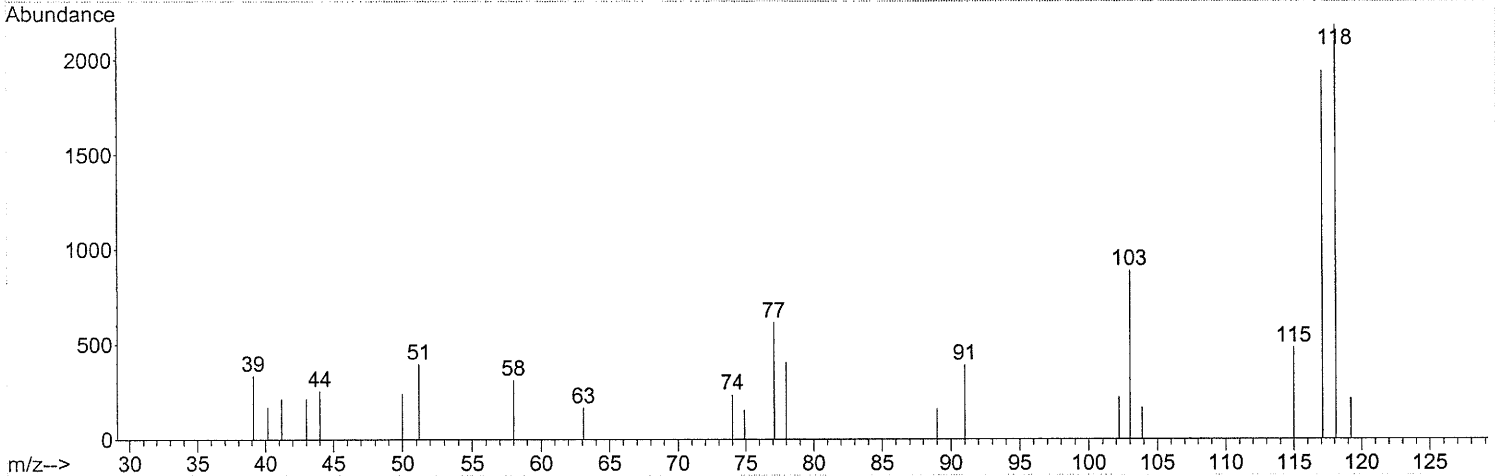
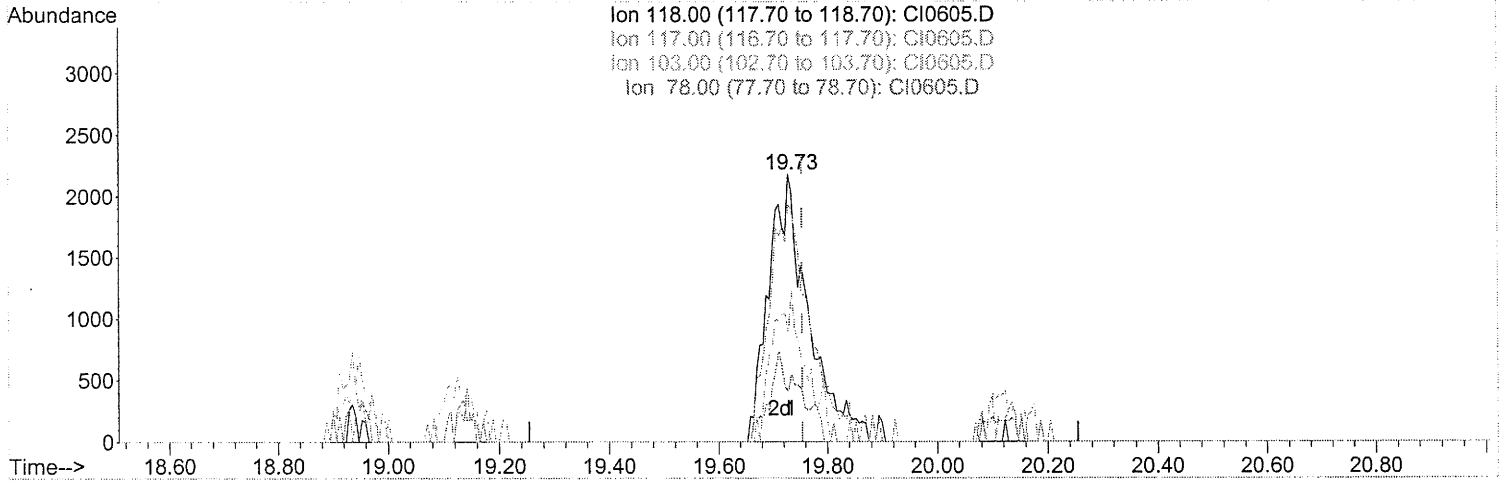
Ion	Exp%	Act%
43.00	100	100
58.00	29.00	0.00#
85.00	4.60	0.00#
0.00	0.00	0.00

*Seitzgsk*  
*NOV 14*  
*9/27/05*  
*50mm 703*  
*9/10/05*  
 8328

Quantitation Report (Qedit)

Data Path : C:\MSDCHEM\1\DATA\SEP26\  
 Data File : CI0605.D  
 Acq On : 26 Sep 2005 13:58  
 Operator : JBS  
 Sample : VSTD001  
 Misc :  
 ALS Vial : 20 Sample Multiplier: 1

Quant Time: Sep 27 08:34:54 2005  
 Quant Method : C:\MSDCHEM\1\METHODS\ALLTO15.M  
 Quant Title :  
 QLast Update : Tue Sep 27 08:34:33 2005  
 Response via : Initial Calibration



TIC: CI0605.D

(74) Alpha Methyl Styrene

19.729min (-0.025) 0.64PPB m

response 112046

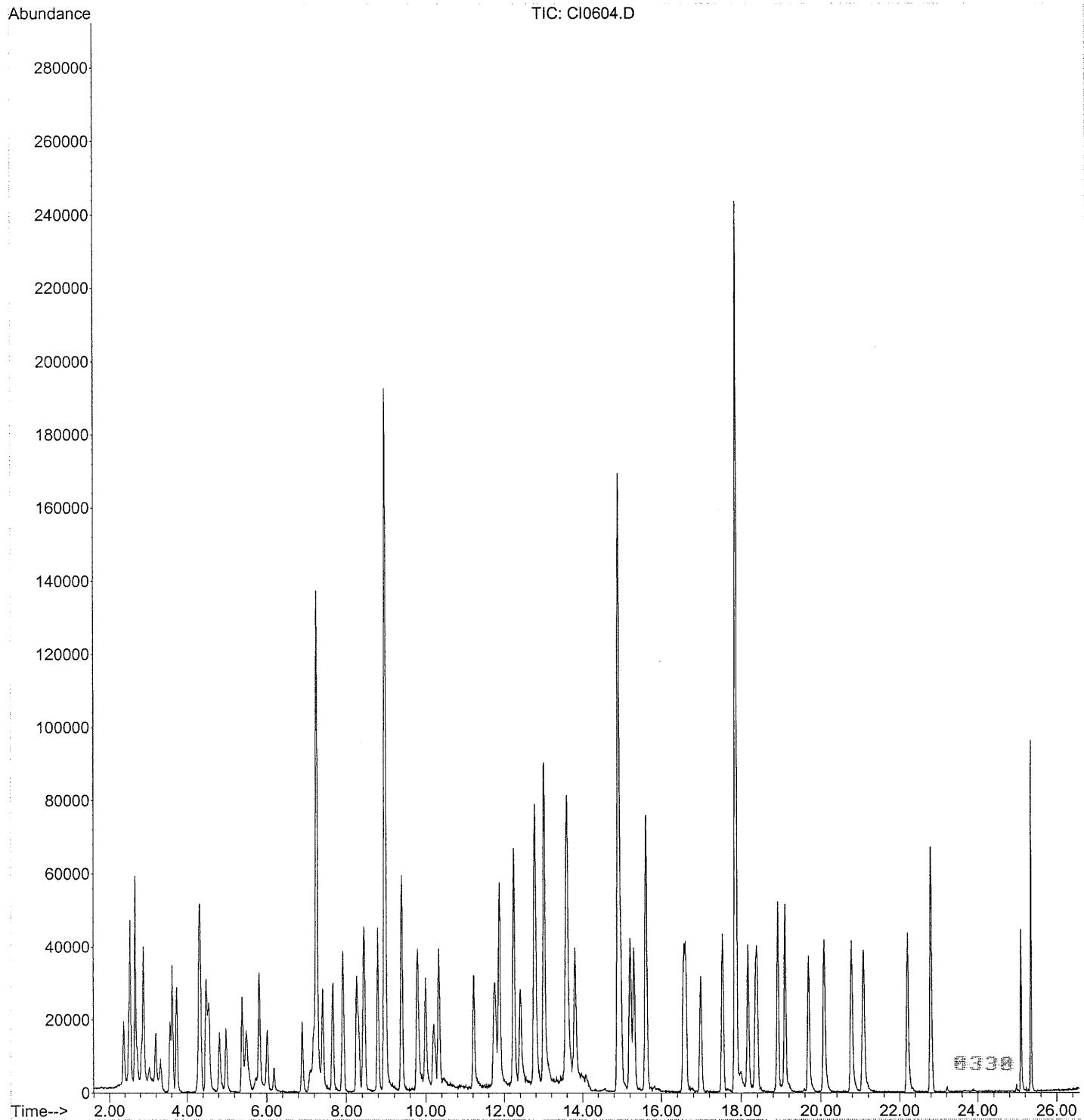
Ion	Exp%	Act%
118.00	100	100
117.00	84.80	90.47
103.00	51.40	0.00#
78.00	24.60	0.00#

*Handwritten notes:*  
 JBS  
 9/27/05  
 8329



Data Path : C:\MSDCHEM\1\DATA\SEP26\  
Data File : CI0604.D  
Acq On : 26 Sep 2005 12:46  
Operator : JBS  
Sample : VSTD002  
Misc :  
ALS Vial : 24 Sample Multiplier: 1

Quant Time: Sep 27 08:33:24 2005  
Quant Method : C:\MSDCHEM\1\METHODS\ALLTO15.M  
Quant Title :  
QLast Update : Tue Sep 27 08:32:06 2005  
Response via : Initial Calibration



Data Path : C:\MSDCHEM\1\DATA\SEP26\  
 Data File : CI0604.D  
 Acq On : 26 Sep 2005 12:46  
 Operator : JBS  
 Sample : VSTD002  
 Misc :  
 ALS Vial : 24 Sample Multiplier: 1

Quant Time: Sep 27 08:33:24 2005  
 Quant Method : C:\MSDCHEM\1\METHODS\ALLTO15.M  
 Quant Title :  
 QLast Update : Tue Sep 27 08:32:06 2005  
 Response via : Initial Calibration

Internal Standards	R.T.	QIon	Response	Conc	Units	Dev(Min)
1) Bromochloromethane	7.26	130	804323	10.000		-0.04
37) 1,4-Difluorobenzene	8.97	114	2897106	10.000		-0.06
51) Chlorobenzene d5	14.91	117	2221729	10.000		-0.07

Target Compounds	R.T.	QIon	Response	Conc	Units	Qvalue
2) Propene	2.50	41	120449	2.036	PPB	97
3) Dichlorodifluoromethane	2.53	85	353307	2.093	PPB	99
4) Chlorodifluoromethane	2.54	51	255424	2.101	PPB	97
5) Freon 114	2.67	85	376067	2.053	PPB	98
6) Chloromethane	2.71	50	183584	2.059	PPB	98
7) Vinyl Chloride	2.83	62	137897	2.087	PPB	96
8) 1,3-Butadiene	2.88	54	220057	1.962	PPB	95
9) Bromomethane	3.19	94	132388	2.034	PPB	99
10) Chloroethane	3.31	64	68830	2.098	PPB	# 43
11) Dichlorofluoromethane	3.56	67	249314	1.952	PPB	99
12) Trichlorofluoromethane	3.62	101	410494	1.976	PPB	99
13) Pentane	3.74	43	309932	2.149	PPB	98
14) Acrolein	4.24	56	31174	1.993	PPB	# 19
15) 1,1-Dichloroethene	4.30	61	217515	1.913	PPB	99
16) Freon 113	4.34	103	192444	1.877	PPB	96
17) Acetone	4.49	43	221368	1.998	PPB	97
18) Methyl Iodide	4.48	142	445534	2.068	PPB	98
19) Carbon Disulfide	4.56	76	431021	2.252	PPB	98
20) Acetonitrile	4.82	41	234411m	2.045	PPB	
21) 3-Chloropropene	4.82	76	60855m	2.038	PPB	
22) Methylene Chloride	4.99	84	110519	1.902	PPB	96
23) tert-Butyl Alcohol	5.73	59	255848m	2.381	PPB	
24) Acrylonitrile	5.41	53	114109	1.532	PPB	# 68
25) trans-1,2-Dichloroethene	5.39	61	181300	1.968	PPB	98
26) Methyl t-Butyl Ether	5.50	73	334558	2.023	PPB	# 48
27) Hexane	5.82	57	229779	1.996	PPB	94
28) 1,1-Dichloroethane	6.01	63	217128	1.753	PPB	99
29) Vinyl Acetate	6.19	43	164484	1.276	PPB	# 78
30) cis-1,2-Dichloroethene	6.90	61	161555	1.800	PPB	98
31) 2-Butanone	7.10	72	49430m	2.285	PPB	
32) Ethyl Acetate	7.20	70	16300m	1.934	PPB	
33) Methyl Acrylate	7.19	55	214209	1.954	PPB	# 69
34) Chloroform	7.41	83	267518	1.999	PPB	98
35) 1,1,1-Trichloroethane	7.66	97	302987	1.980	PPB	100
36) Carbon Tetrachloride	7.92	117	356572	1.870	PPB	100
38) 1,2-Dichloroethane	8.31	62	187254	1.875	PPB	96
39) Benzene	8.27	78	407553	1.920	PPB	98
40) Isooctane	8.44	57	735026	2.024	PPB	98
41) Heptane	8.79	43	337901	2.105	PPB	96
42) Trichloroethene	9.39	130	350528	2.105	PPB	98
43) Ethyl Acrylate	9.80	55	354979	1.865	PPB	# 77
44) 1,2-Dichloropropane	9.79	63	167624	1.841	PPB	91
45) Methyl Methacrylate	10.21	69	141559	2.011	PPB	98
46) Dibromomethane	10.00	174	227522	2.054	PPB	95 #331
47) 1,4-Dioxane	10.44	88	82778m	2.460	PPB	
48) Bromodichloromethane	10.33	83	388772	2.131	PPB	94

Data Path : C:\MSDCHEM\1\DATA\SEP26\  
 Data File : CI0604.D  
 Acq On : 26 Sep 2005 12:46  
 Operator : JBS  
 Sample : VSTD002  
 Misc :  
 ALS Vial : 24 Sample Multiplier: 1

Quant Time: Sep 27 08:33:24 2005  
 Quant Method : C:\MSDCHEM\1\METHODS\ALLTO15.M  
 Quant Title :  
 QLast Update : Tue Sep 27 08:32:06 2005  
 Response via : Initial Calibration

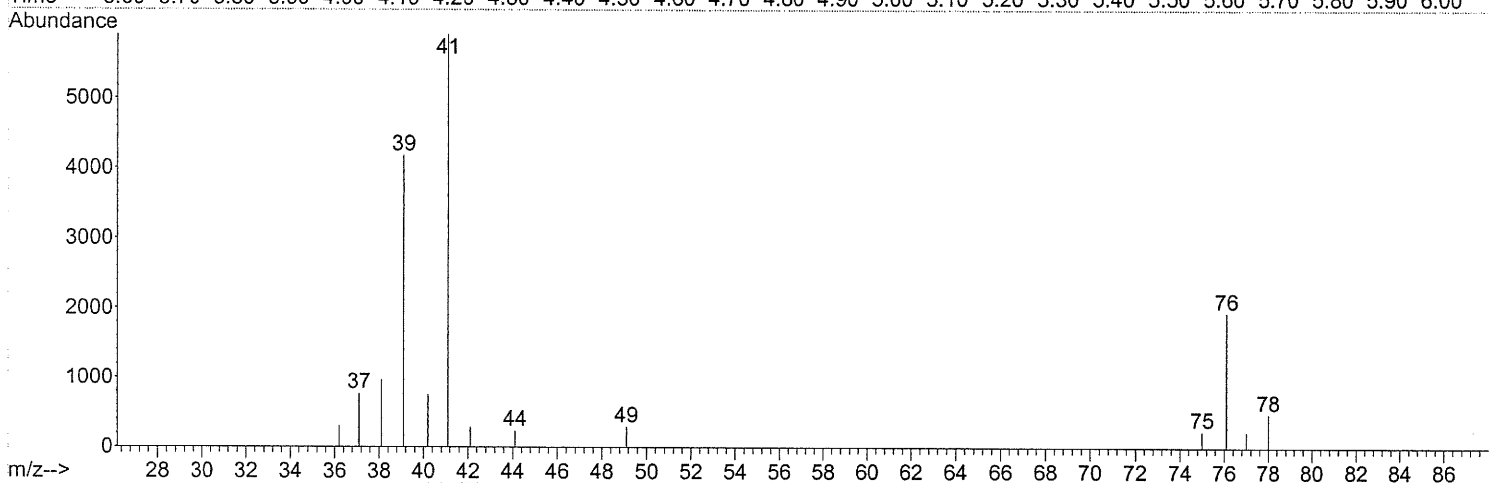
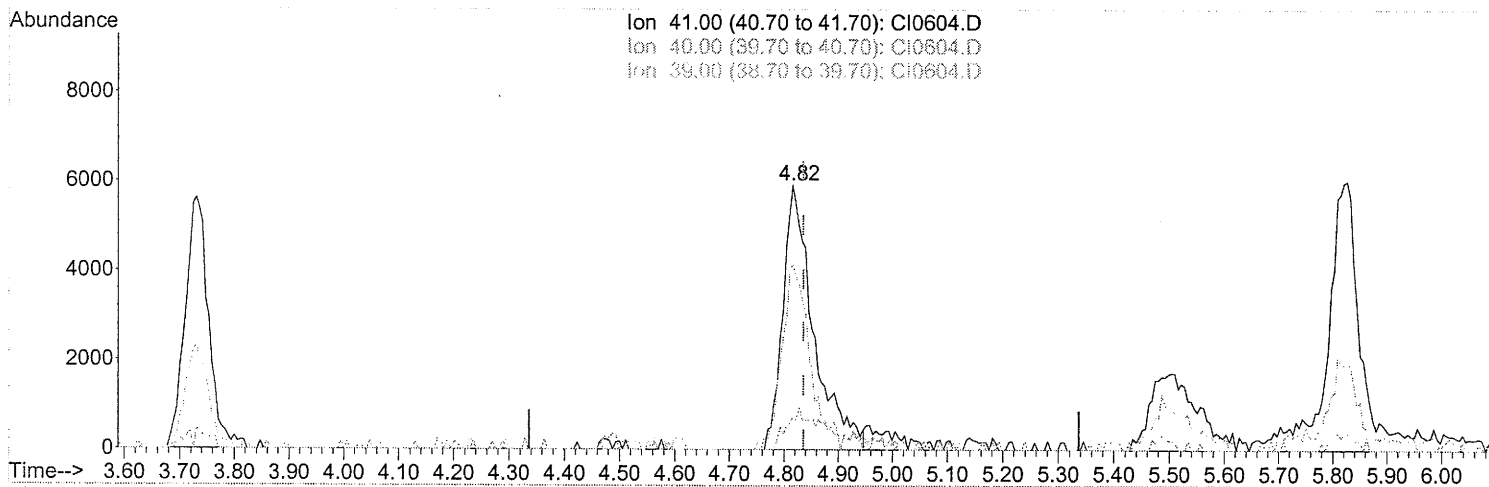
Internal Standards	R.T.	QIon	Response	Conc	Units	Dev(Min)
49) cis-1,3-Dichloropropene	11.22	75	301826	1.827	PPB	# 67
50) 4-Methyl-2-Pentanone	11.75	43	646811	2.193	PPB	# 91
52) Toluene	11.88	91	869612	2.595	PPB	100
53) Octane	12.24	43	611274	2.546	PPB	98
54) trans-1,3-Dichloropropene	12.41	75	254903	2.172	PPB	96
55) Ethyl Methacrylate	12.78	69	317153	2.541	PPB	# 99
56) 1,1,2-Trichloroethane	12.78	97	332848	2.488	PPB	95
57) Tetrachloroethene	13.02	166	550877	2.530	PPB	99
58) 2-Hexanone	13.57	43	499857	2.099	PPB	# 65
59) Dibromochloromethane	13.60	127	551381	2.387	PPB	91
60) 1,2-Dibromoethane	13.80	107	534415	2.411	PPB	98
61) Chlorobenzene	14.98	112	405204	1.988	PPB	94
62) 1,1,1,2-Tetrachloroethane	15.21	131	243186	1.958	PPB	# 72
63) Ethylbenzene	15.31	91	589437	2.069	PPB	98
64) m/p-Xylene	15.61	91	938692	4.121	PPB	99
65) o-Xylene	16.56	91	440415	2.166	PPB	100
66) Styrene	16.62	104	360033	2.138	PPB	# 100
67) Bromoform	16.98	173	301256	2.256	PPB	97
68) Cumene	17.53	105	593291	2.137	PPB	99
69) 1,1,2,2-Tetrachloroethane	18.36	83	259610	1.991	PPB	98
70) 1,2,3-Trichloropropane	18.40	110	100559	2.149	PPB	87
71) Bromobenzene	18.17	156	256163	2.164	PPB	97
72) 4-Ethyltoluene	18.92	105	675415	1.968	PPB	95
73) 1,3,5-Trimethylbenzene	19.11	105	620884	2.153	PPB	92
74) Alpha Methyl Styrene	19.69	118	262504	1.873	PPB	96
75) 1,2,4-Trimethylbenzene	20.08	105	569364	1.908	PPB	97
76) 1,3-Dichlorobenzene	20.78	146	477237	2.200	PPB	100
77) 1,4-Dichlorobenzene	21.08	146	465498	2.180	PPB	95
78) Benzyl Chloride	16.56	91	440415	2.501	PPB	# 100
79) 1,2-Dichlorobenzene	22.21	146	451711	2.401	PPB	98
80) Hexachloroethane	22.79	117	259674	2.393	PPB	94
81) 1,2,4-Trichlorobenzene	25.10	180	187668	2.372	PPB	97
82) Hexachlorobutadiene	25.35	225	199299	2.382	PPB	98

(#) = qualifier out of range (m) = manual integration (+) = signals summed

8332

Data Path : C:\MSDCHEM\1\DATA\SEP26\  
 Data File : CI0604.D  
 Acq On : 26 Sep 2005 12:46  
 Operator : JBS  
 Sample : VSTD002  
 Misc :  
 ALS Vial : 24 Sample Multiplier: 1

Quant Time: Sep 27 08:32:20 2005  
 Quant Method : C:\MSDCHEM\1\METHODS\ALLTO15.M  
 Quant Title :  
 QLast Update : Tue Sep 27 08:32:06 2005  
 Response via : Initial Calibration



TIC: CI0604.D

(20) Acetonitrile  
 4.817min (-0.020) 2.05PPB m  
 response 234411

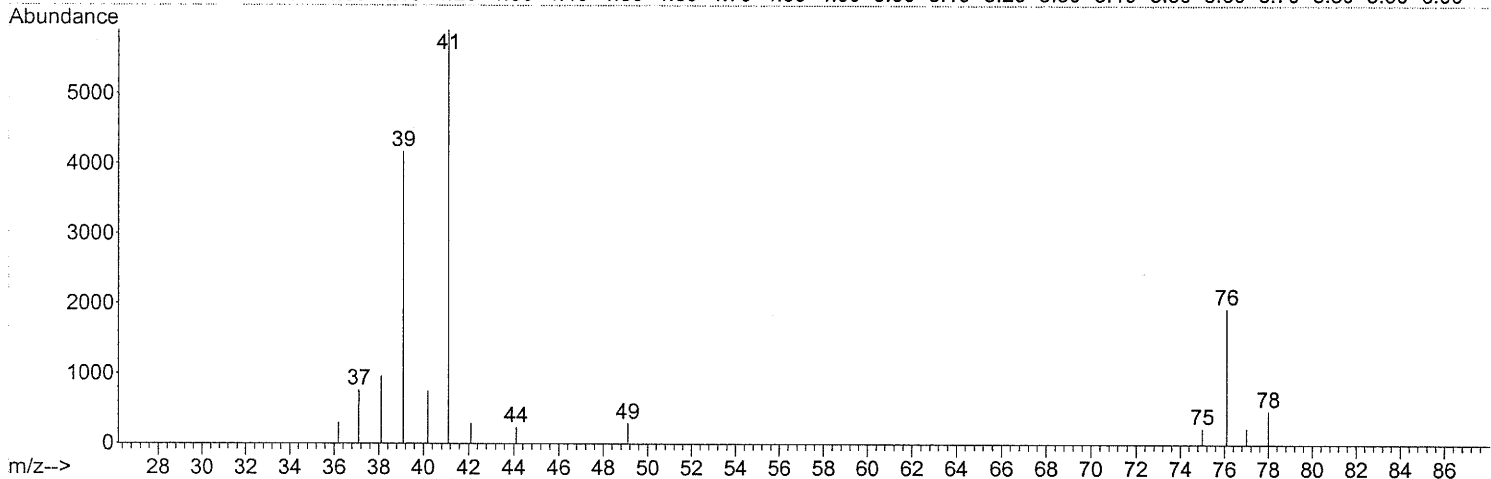
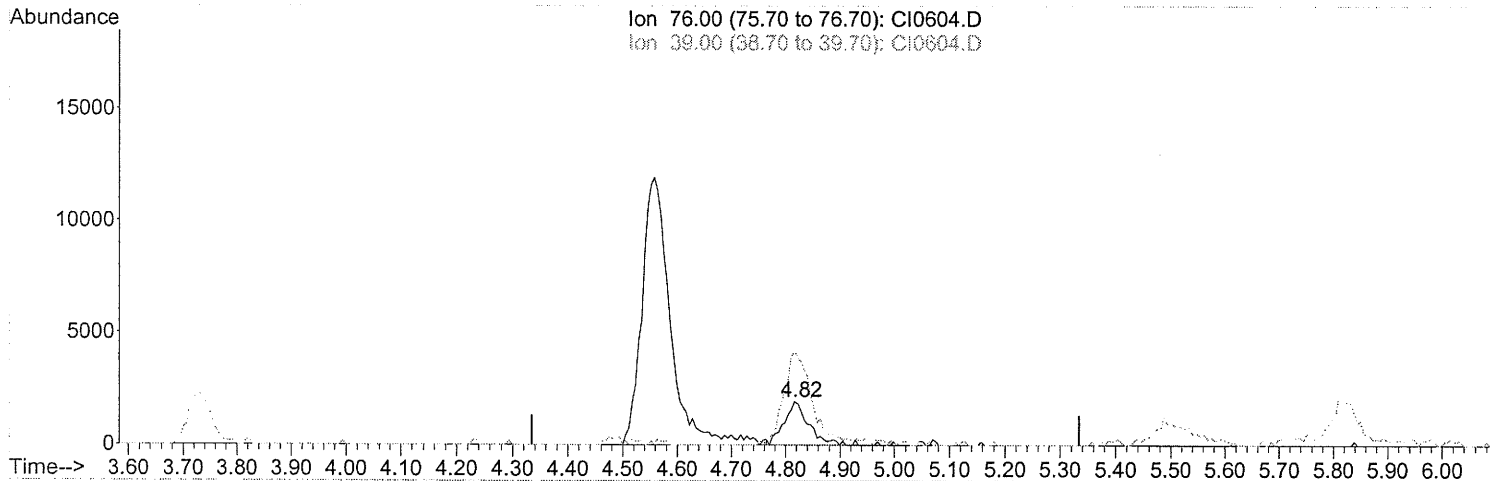
*Sample  
 Nancy  
 9/27/05*

Ion	Exp%	Act%
41.00	100	100
40.00	21.60	22.05
39.00	58.50	62.66
0.00	0.00	0.00

*Ann 2003 9/28/05 8333*

Data Path : C:\MSDCHEM\1\DATA\SEP26\  
Data File : CI0604.D  
Acq On : 26 Sep 2005 12:46  
Operator : JBS  
Sample : VSTD002  
Misc :  
ALS Vial : 24 Sample Multiplier: 1

Quant Time: Sep 27 08:32:20 2005  
Quant Method : C:\MSDCHEM\1\METHODS\ALLTO15.M  
Quant Title :  
QLast Update : Tue Sep 27 08:32:06 2005  
Response via : Initial Calibration



(21) 3-Chloropropene  
4.817min (-0.018) 2.04PPB m  
response 60855

Ion	Exp%	Act%
76.00	100	100
39.00	289.60	0.00#
0.00	0.00	0.00
0.00	0.00	0.00

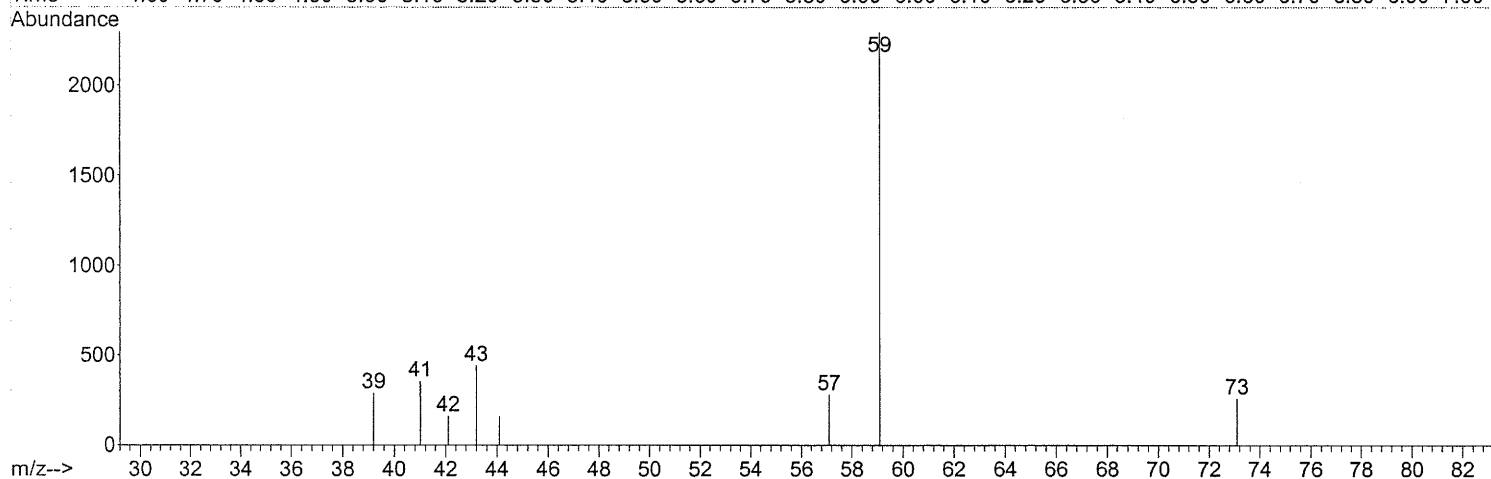
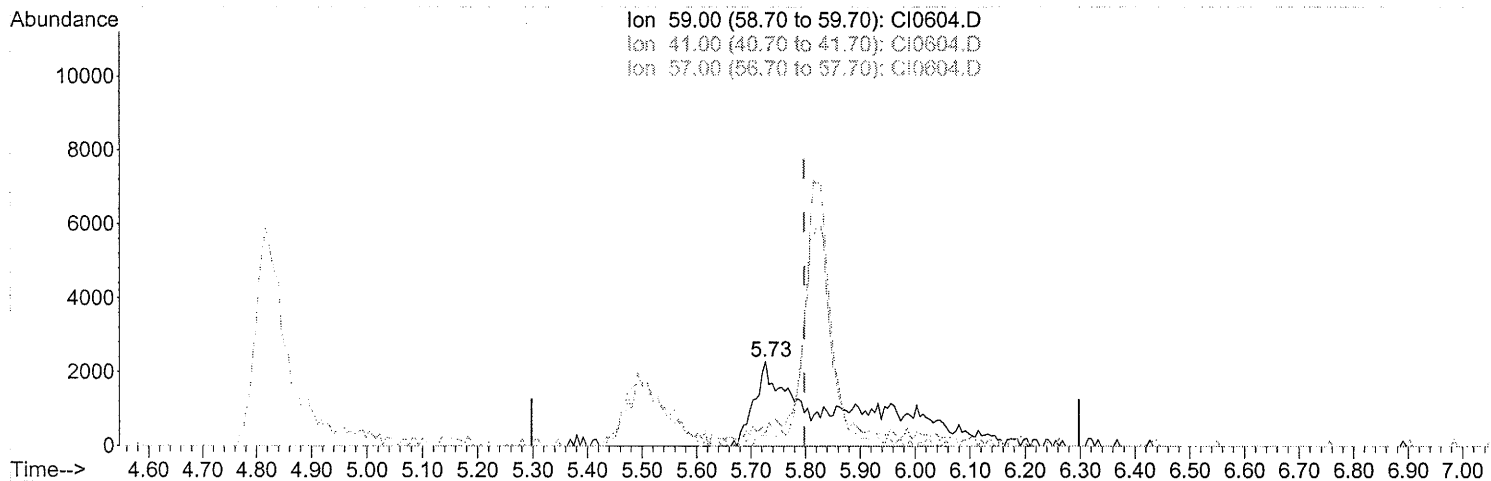
*San J peak  
reason  
9/27/05*

*JBS 9/28/05*

8334

Data Path : C:\MSDCHEM\1\DATA\SEP26\  
Data File : CI0604.D  
Acq On : 26 Sep 2005 12:46  
Operator : JBS  
Sample : VSTD002  
Misc :  
ALS Vial : 24 Sample Multiplier: 1

Quant Time: Sep 27 08:32:20 2005  
Quant Method : C:\MSDCHEM\1\METHODS\ALLTO15.M  
Quant Title :  
QLast Update : Tue Sep 27 08:32:06 2005  
Response via : Initial Calibration



TIC: CI0604.D

(23) tert-Butyl Alcohol

5.727min (-0.071) 2.38PPB m

response 255848

Ion	Exp%	Act%
59.00	100	100
41.00	0.00	0.00
57.00	0.00	0.00
0.00	0.00	0.00

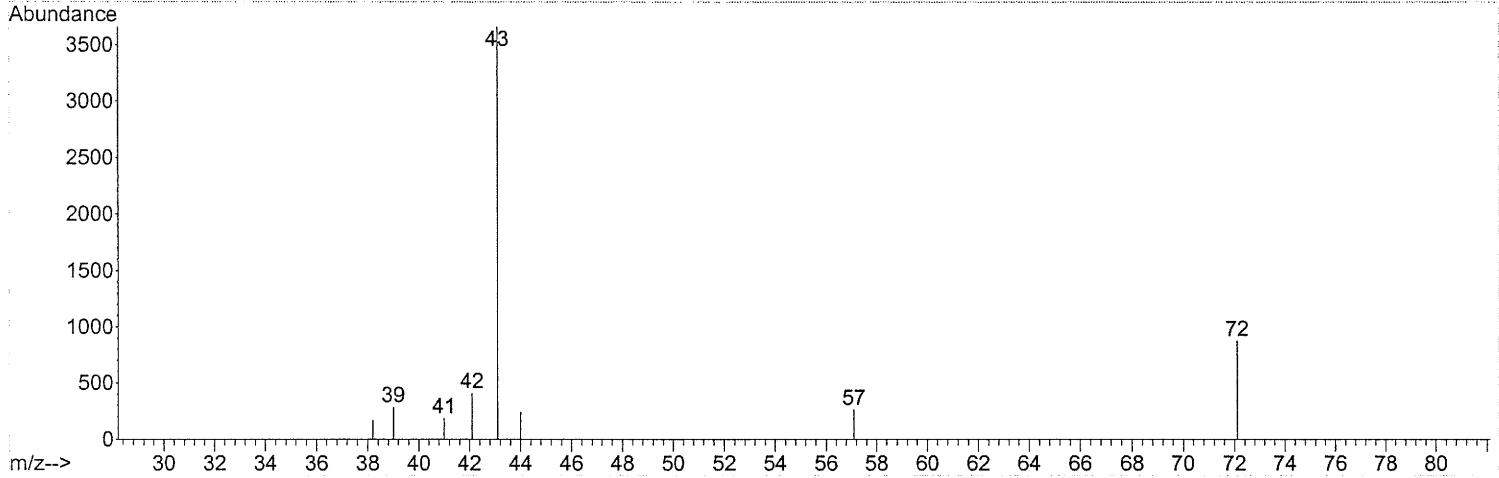
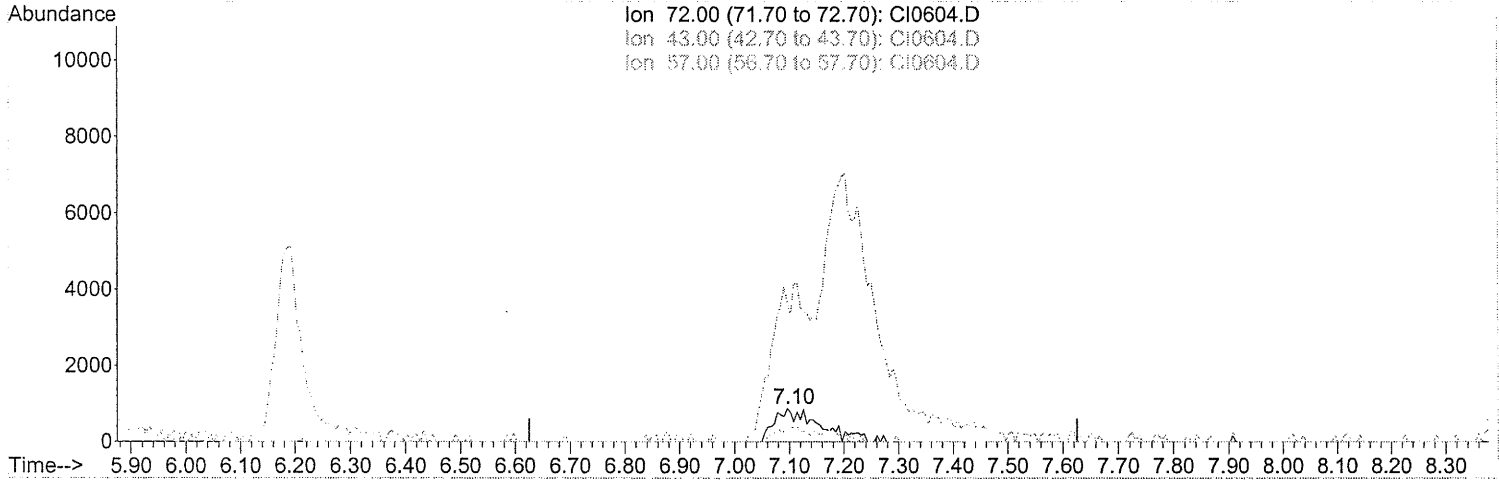
*SP2 Peak*  
*100%*  
*9/27/05*

*JBS* *9/28/05* *8335*

Quantitation Report (Qedit)

Data Path : C:\MSDCHEM\1\DATA\SEP26\  
Data File : CI0604.D  
Acq On : 26 Sep 2005 12:46  
Operator : JBS  
Sample : VSTD002  
Misc :  
ALS Vial : 24 Sample Multiplier: 1

Quant Time: Sep 27 08:32:20 2005  
Quant Method : C:\MSDCHEM\1\METHODS\ALLTO15.M  
Quant Title :  
QLast Update : Tue Sep 27 08:32:06 2005  
Response via : Initial Calibration



(31) 2-Butanone  
7.096min (-0.029) 2.28PPB m  
response 49430

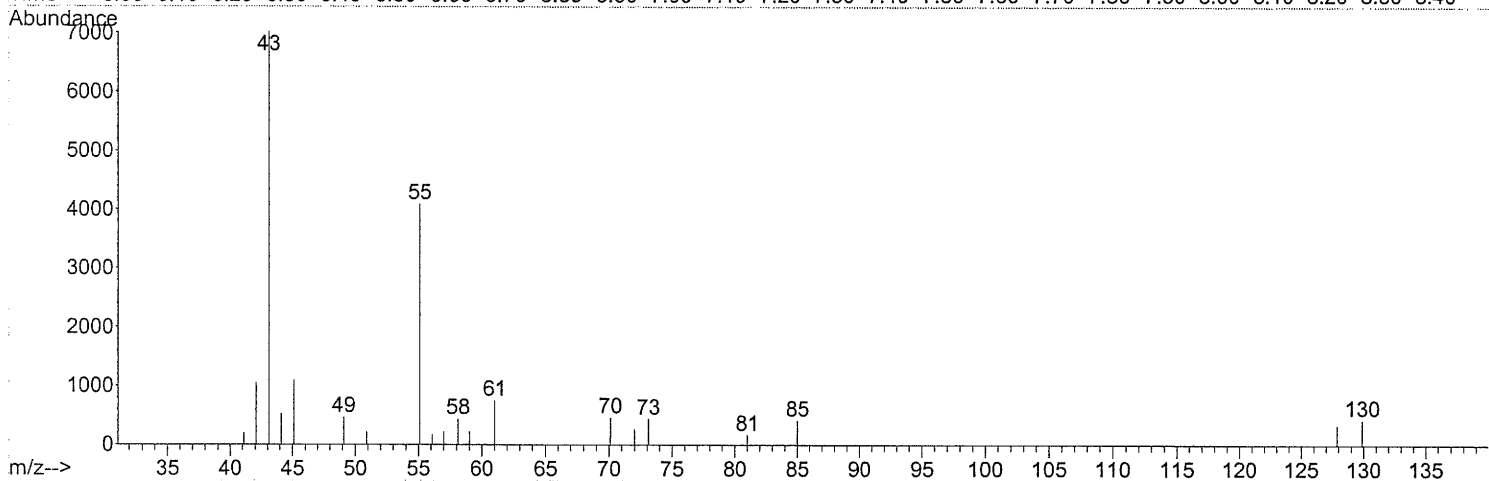
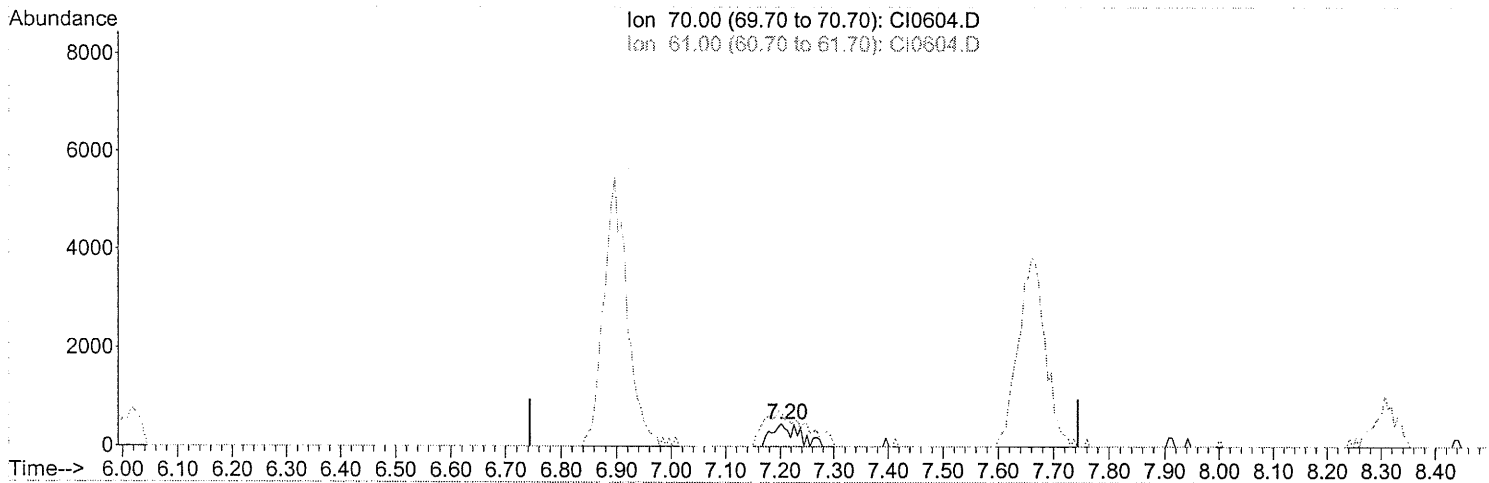
Ion	Exp%	Act%
72.00	100	100
43.00	0.00	0.00
57.00	0.00	0.00
0.00	0.00	0.00

*Handwritten signature and date: JBS 9/27/05*

*Handwritten signature and date: JBS 9/27/05*

Data Path : C:\MSDCHEM\1\DATA\SEP26\  
Data File : CI0604.D  
Acq On : 26 Sep 2005 12:46  
Operator : JBS  
Sample : VSTD002  
Misc :  
ALS Vial : 24 Sample Multiplier: 1

Quant Time: Sep 27 08:32:20 2005  
Quant Method : C:\MSDCHEM\1\METHODS\ALLTO15.M  
Quant Title :  
QLast Update : Tue Sep 27 08:32:06 2005  
Response via : Initial Calibration



(32) Ethyl Acetate  
7.202min (-0.042) 1.93PPB m  
response 16300

Ion	Exp%	Act%
70.00	100	100
61.00	0.00	0.00
0.00	0.00	0.00
0.00	0.00	0.00

*missed peak*  
*11/18/05*  
*9/21/05*

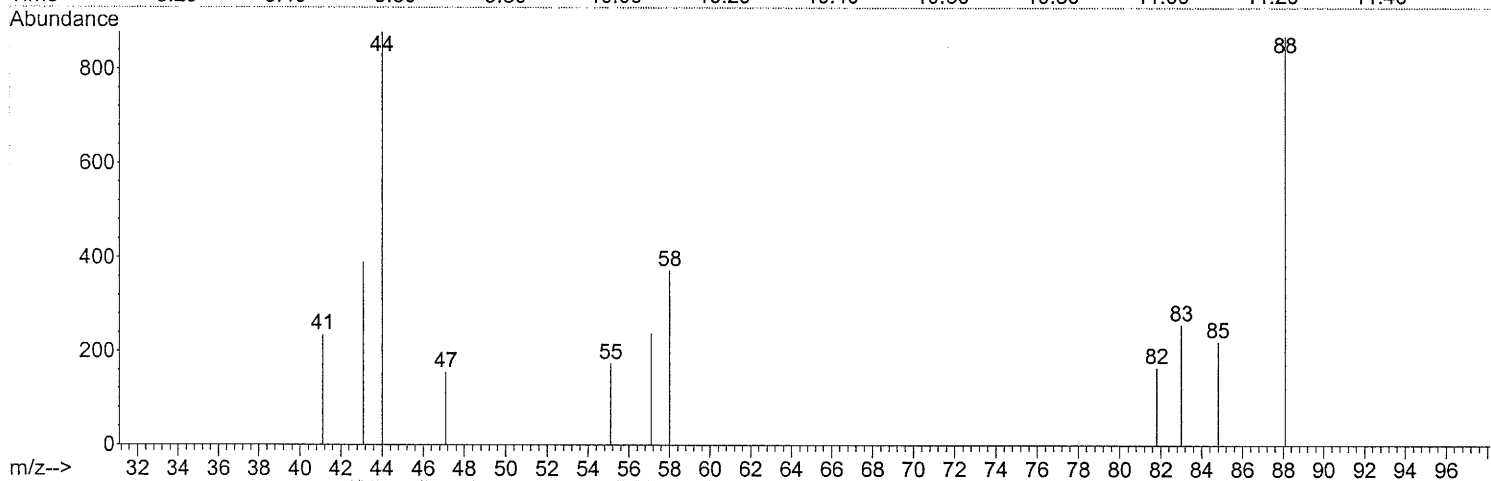
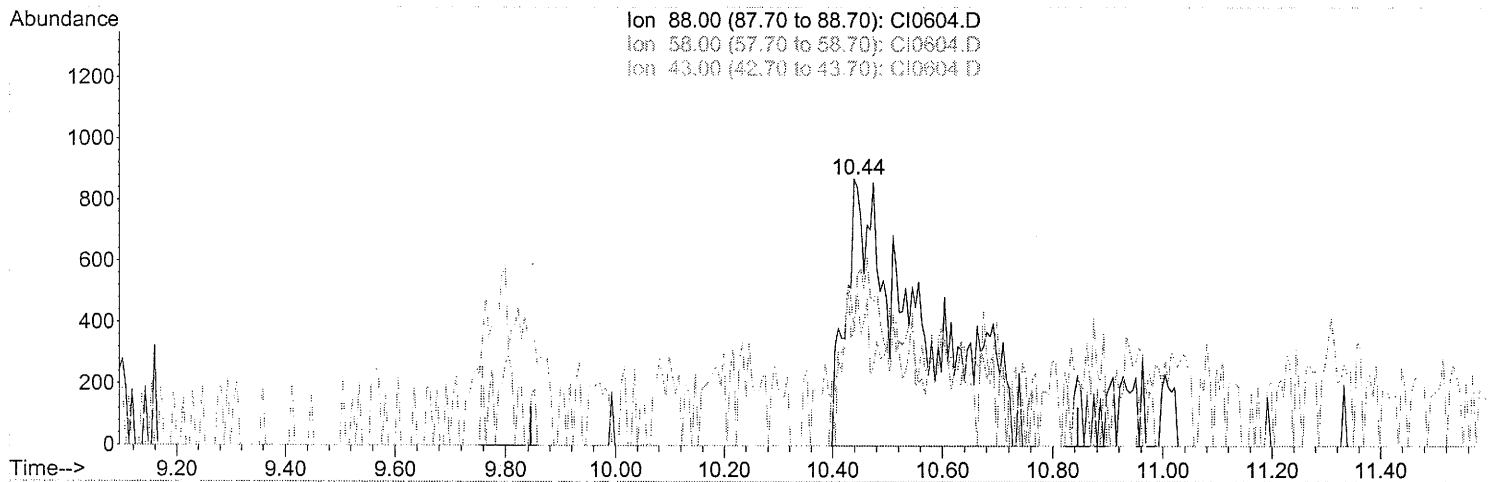
*8/21/05*  
*337*



Quantitation Report (Qedit)

Data Path : C:\MSDCHEM\1\DATA\SEP26\  
 Data File : CI0604.D  
 Acq On : 26 Sep 2005 12:46  
 Operator : JBS  
 Sample : VSTD002  
 Misc :  
 ALS Vial : 24 Sample Multiplier: 1

Quant Time: Sep 27 08:32:20 2005  
 Quant Method : C:\MSDCHEM\1\METHODS\ALLTO15.M  
 Quant Title :  
 QLast Update : Tue Sep 27 08:32:06 2005  
 Response via : Initial Calibration



(47) 1,4-Dioxane  
 10.440min (+0.095) 2.46PPB m  
 response 82778

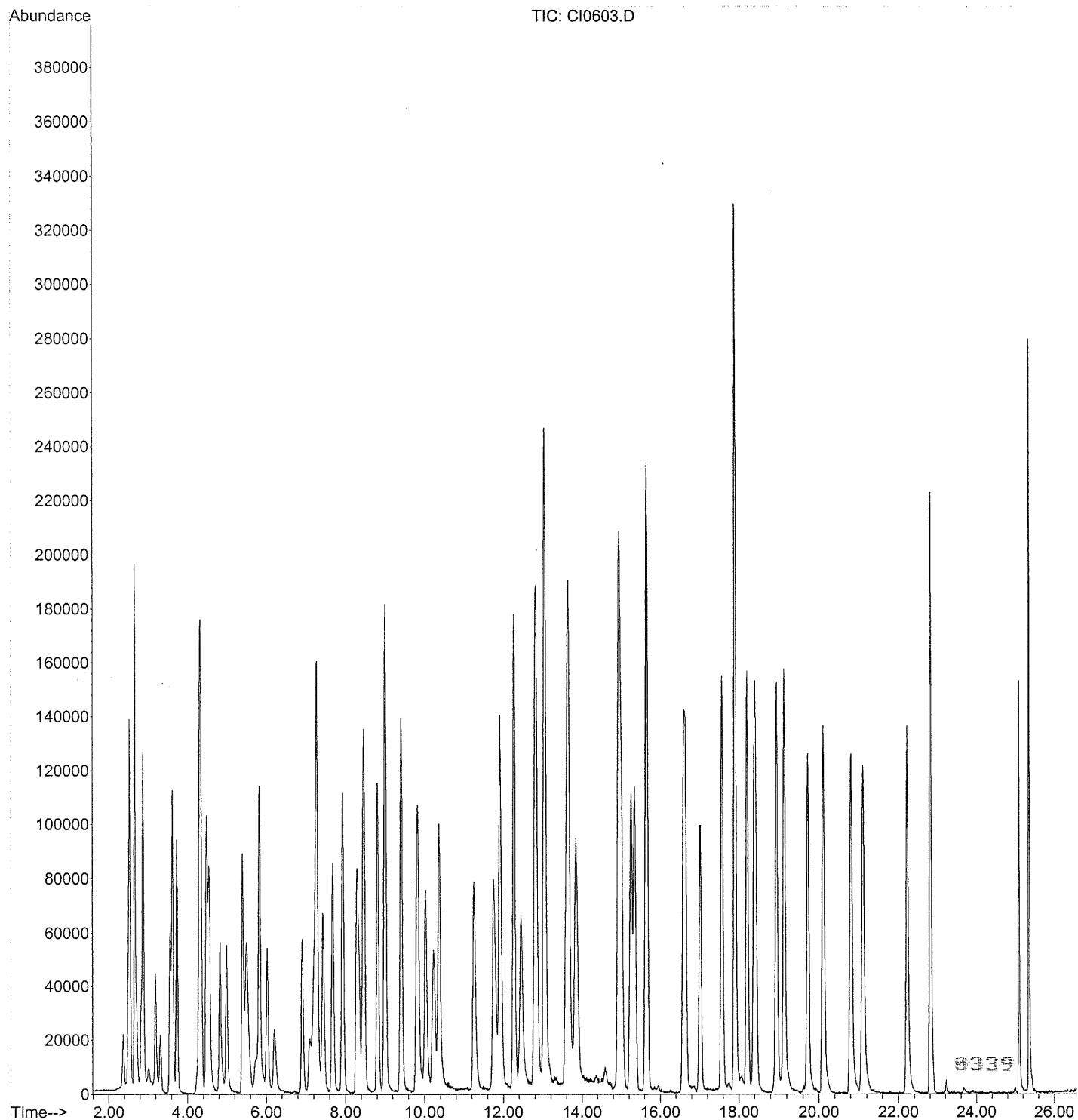
Ion	Exp%	Act%
88.00	100	100
58.00	63.20	0.00#
43.00	2.30	0.00#
0.00	0.00	0.00

*Samp 27K*  
*9/27/05*

*AS 763*  
*9/28/05*  
 5338

Data Path : C:\MSDCHEM\1\DATA\SEP26\  
Data File : CI0603.D  
Acq On : 26 Sep 2005 12:08  
Operator : JBS  
Sample : VSTD005  
Misc :  
ALS Vial : 24 Sample Multiplier: 1

Quant Time: Sep 27 08:29:15 2005  
Quant Method : C:\MSDCHEM\1\METHODS\ALLTO15.M  
Quant Title :  
QLast Update : Tue Sep 27 08:27:29 2005  
Response via : Initial Calibration



Data Path : C:\MSDCHEM\1\DATA\SEP26\  
 Data File : CI0603.D  
 Acq On : 26 Sep 2005 12:08  
 Operator : JBS  
 Sample : VSTD005  
 Misc :  
 ALS Vial : 24 Sample Multiplier: 1

Quant Time: Sep 27 08:29:15 2005  
 Quant Method : C:\MSDCHEM\1\METHODS\ALLTO15.M  
 Quant Title :  
 QLast Update : Tue Sep 27 08:27:29 2005  
 Response via : Initial Calibration

Internal Standards	R.T.	QIon	Response	Conc	Units	Dev(Min)
1) Bromochloromethane	7.28	130	1023590	10.000		-0.02
37) 1,4-Difluorobenzene	9.00	114	3423040	10.000		-0.03
51) Chlorobenzene d5	14.95	117	3183322	10.000		-0.03

Target Compounds	R.T.	QIon	Response	Conc	Units	Qvalue
2) Propene	2.50	41	374856	4.977	PPB	99
3) Dichlorodifluoromethane	2.53	85	1034114	4.812	PPB	97
4) Chlorodifluoromethane	2.55	51	766155	4.949	PPB	99
5) Freon 114	2.67	85	1212358	5.197	PPB	98
6) Chloromethane	2.71	50	579585m	5.107	PPB	
7) Vinyl Chloride	2.83	62	411591	4.891	PPB	96
8) 1,3-Butadiene	2.88	54	762282	5.358	PPB	97
9) Bromomethane	3.19	94	425997	5.140	PPB	95
10) Chloroethane	3.31	64	212699	5.092	PPB	99
11) Dichlorofluoromethane	3.56	67	833924	5.127	PPB	97
12) Trichlorofluoromethane	3.63	101	1337335	5.056	PPB	98
13) Pentane	3.73	43	968800	5.260	PPB	97
14) Acrolein	4.24	56	101825	4.921	PPB	# 68
15) 1,1-Dichloroethene	4.30	61	727584	5.007	PPB	100
16) Freon 113	4.33	103	664277	5.089	PPB	100
17) Acetone	4.49	43	774168	5.486	PPB	99
18) Methyl Iodide	4.49	142	1466622	5.353	PPB	100
19) Carbon Disulfide	4.56	76	1271526	5.217	PPB	98
20) Acetonitrile	4.83	41	736062	4.897	PPB	# 87
21) 3-Chloropropene	4.83	76	206987m	5.460	PPB	
22) Methylene Chloride	5.00	84	371570	5.023	PPB	99
23) tert-Butyl Alcohol	5.75	59	687318	4.780	PPB	# 100
24) Acrylonitrile	5.42	53	528834	5.606	PPB	# 96
25) trans-1,2-Dichloroethene	5.40	61	618191	5.270	PPB	98
26) Methyl t-Butyl Ether	5.50	73	1187425	5.665	PPB	99
27) Hexane	5.83	57	830022	5.658	PPB	96
28) 1,1-Dichloroethane	6.02	63	794700	5.039	PPB	99
29) Vinyl Acetate	6.21	43	882396	5.349	PPB	# 78
30) cis-1,2-Dichloroethene	6.92	61	551290	4.822	PPB	98
31) 2-Butanone	7.11	72	170293	6.175	PPB	# 100
32) Ethyl Acetate	7.22	70	69065m	6.434	PPB	
33) Methyl Acrylate	7.22	55	776209	5.577	PPB	# 76
34) Chloroform	7.44	83	869325	5.102	PPB	99
35) 1,1,1-Trichloroethane	7.68	97	992870	5.093	PPB	99
36) Carbon Tetrachloride	7.93	117	1181928	4.868	PPB	97
38) 1,2-Dichloroethane	8.34	62	623115	5.315	PPB	100
39) Benzene	8.29	78	1276350	5.089	PPB	98
40) Isooctane	8.46	57	2294316	5.346	PPB	98
41) Heptane	8.81	43	1012764	5.340	PPB	99
42) Trichloroethene	9.41	130	1003808	5.102	PPB	98
43) Ethyl Acrylate	9.82	55	1124770	5.003	PPB	# 91
44) 1,2-Dichloropropane	9.82	63	570682	5.306	PPB	97
45) Methyl Methacrylate	10.23	69	471367	5.655	PPB	98
46) Dibromomethane	10.03	174	728153	5.565	PPB	100
47) 1,4-Dioxane	10.37	88	204294	4.913	PPB	# 77
48) Bromodichloromethane	10.37	83	1173942	5.447	PPB	97

R340

Data Path : C:\MSDCHEM\1\DATA\SEP26\  
 Data File : CI0603.D  
 Acq On : 26 Sep 2005 12:08  
 Operator : JBS  
 Sample : VSTD005  
 Misc :  
 ALS Vial : 24 Sample Multiplier: 1

Quant Time: Sep 27 08:29:15 2005  
 Quant Method : C:\MSDCHEM\1\METHODS\ALLTO15.M  
 Quant Title :  
 QLast Update : Tue Sep 27 08:27:29 2005  
 Response via : Initial Calibration

Internal Standards	R.T.	QIon	Response	Conc	Units	Dev(Min)
49) cis-1,3-Dichloropropene	11.26	75	902841	4.627	PPB	# 64
50) 4-Methyl-2-Pentanone	11.75	43	1885108	5.391	PPB	100
52) Toluene	11.92	91	2610705	5.439	PPB	99
53) Octane	12.27	43	1971815	5.730	PPB	99
54) trans-1,3-Dichloropropene	12.46	75	862221	5.126	PPB	98
55) Ethyl Methacrylate	12.81	69	1021454	5.711	PPB	# 98
56) 1,1,2-Trichloroethane	12.82	97	1022345	5.332	PPB	98
57) Tetrachloroethene	13.05	166	1735225	5.560	PPB	99
58) 2-Hexanone	13.59	43	1732684	4.888	PPB	# 62
59) Dibromochloromethane	13.64	127	1827533	5.520	PPB	99
60) 1,2-Dibromoethane	13.85	107	1765709	5.570	PPB	100
61) Chlorobenzene	15.01	112	1452944	4.974	PPB	99
62) 1,1,1,2-Tetrachloroethane	15.26	131	798392	4.485	PPB	99
63) Ethylbenzene	15.35	91	2000977	4.902	PPB	98
64) m/p-Xylene	15.65	91	3169040	9.707	PPB	99
65) o-Xylene	16.60	91	1559652	5.352	PPB	100
66) Styrene	16.65	104	1317116	5.460	PPB	# 100
67) Bromoform	17.03	173	1029138	5.377	PPB	99
68) Cumene	17.57	105	2380407	5.985	PPB	100
69) 1,1,2,2-Tetrachloroethane	18.39	83	1110028	5.940	PPB	100
70) 1,2,3-Trichloropropane	18.43	110	387753	5.782	PPB	95
71) Bromobenzene	18.21	156	1036982	6.114	PPB	98
72) 4-Ethyltoluene	18.95	105	2328466	4.732	PPB	100
73) 1,3,5-Trimethylbenzene	19.14	105	2098298	5.067	PPB	98
74) Alpha Methyl Styrene	19.73	118	1003133	4.976	PPB	96
75) 1,2,4-Trimethylbenzene	20.12	105	1967178	4.602	PPB	98
76) 1,3-Dichlorobenzene	20.81	146	1573910	5.075	PPB	99
77) 1,4-Dichlorobenzene	21.11	146	1557611	5.090	PPB	99
78) Benzyl Chloride	16.60	91	1559652	6.180	PPB	# 100
79) 1,2-Dichlorobenzene	22.23	146	1474842	5.468	PPB	99
80) Hexachloroethane	22.81	117	905406	5.823	PPB	99
81) 1,2,4-Trichlorobenzene	25.10	180	616992	5.445	PPB	95
82) Hexachlorobutadiene	25.36	225	611039	5.096	PPB	94

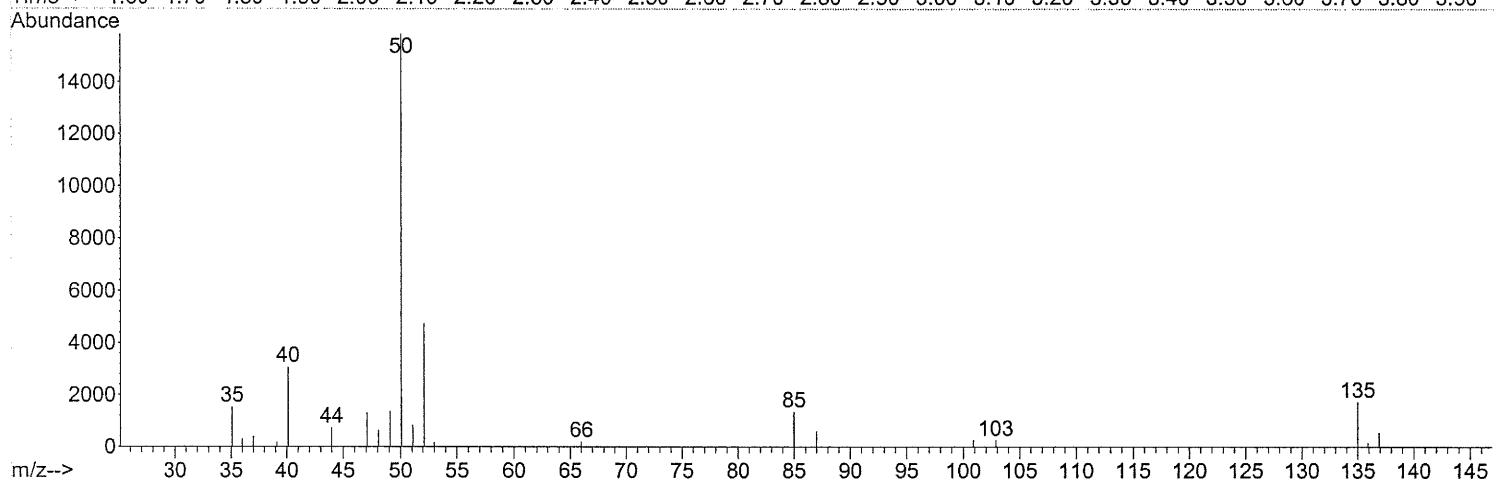
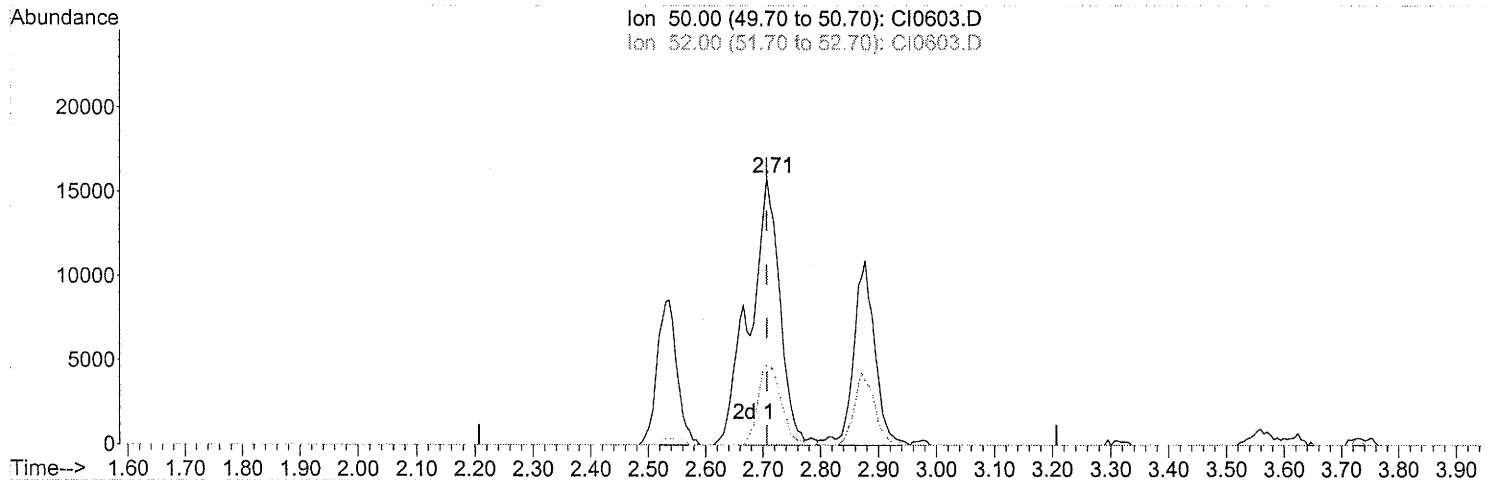
(#) = qualifier out of range (m) = manual integration (+) = signals summed

8341

Quantitation Report (Qedit)

Data Path : C:\MSDCHEM\1\DATA\SEP26\  
Data File : CI0603.D  
Acq On : 26 Sep 2005 12:08  
Operator : JBS  
Sample : VSTD005  
Misc :  
ALS Vial : 24 Sample Multiplier: 1

Quant Time: Sep 27 08:28:35 2005  
Quant Method : C:\MSDCHEM\1\METHODS\ALLTO15.M  
Quant Title :  
QLast Update : Tue Sep 27 08:27:29 2005  
Response via : Initial Calibration



(6) Chloromethane

2.707min (+0.000) 5.11PPB m

response 579585

Ion	Exp%	Act%
50.00	100	100
52.00	23.30	23.02
0.00	0.00	0.00
0.00	0.00	0.00

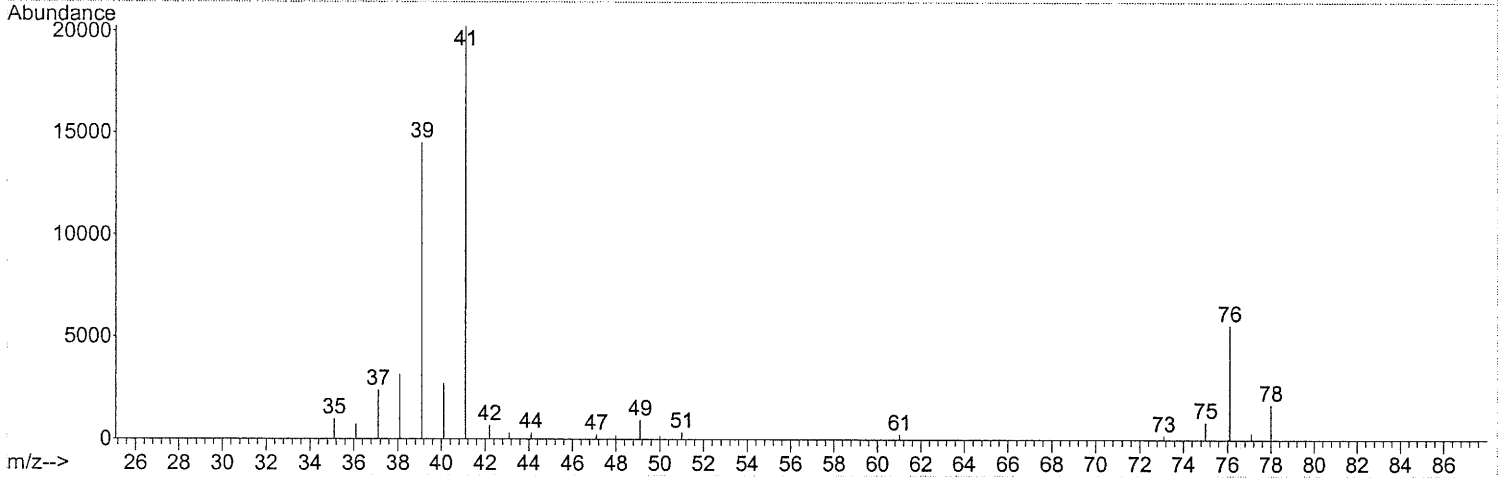
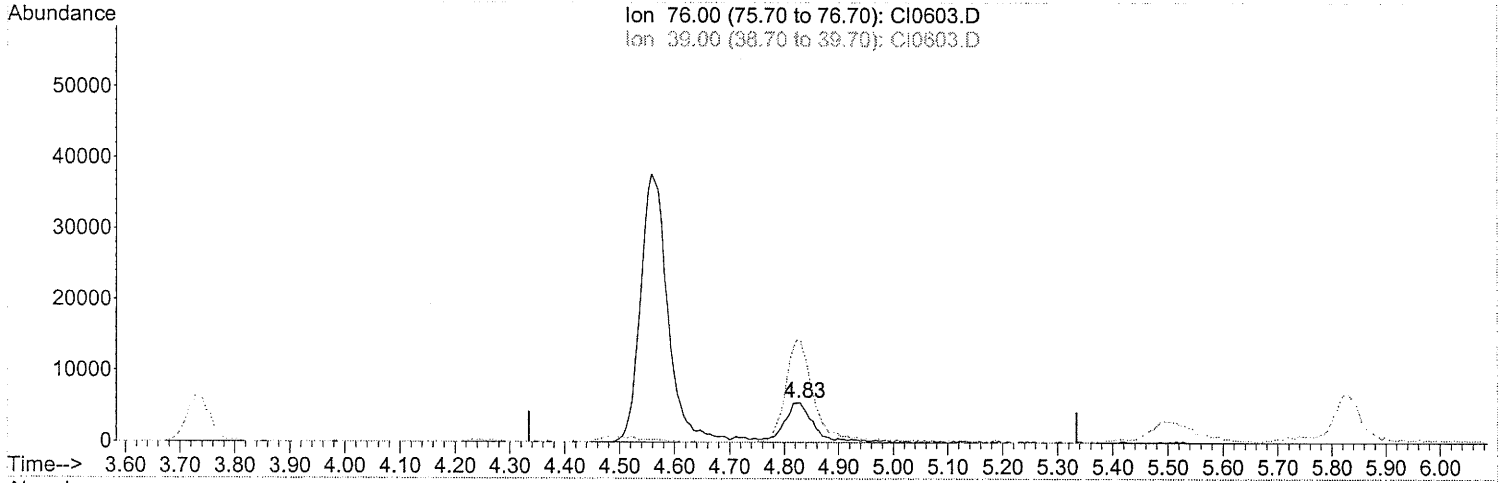
*Spent*  
*Mary*  
*9/27/05*

*Sam 763* *9/27/05* 8342

Quantitation Report (Qedit)

Data Path : C:\MSDCHEM\1\DATA\SEP26\  
Data File : CI0603.D  
Acq On : 26 Sep 2005 12:08  
Operator : JBS  
Sample : VSTD005  
Misc :  
ALS Vial : 24 Sample Multiplier: 1

Quant Time: Sep 27 08:28:35 2005  
Quant Method : C:\MSDCHEM\1\METHODS\ALLTO15.M  
Quant Title :  
QLast Update : Tue Sep 27 08:27:29 2005  
Response via : Initial Calibration



TIC: CI0603.D

(21) 3-Chloropropene

4.829min (-0.006) 5.46PPB m

response 206987

Ion	Exp%	Act%
76.00	100	100
39.00	289.60	0.00#
0.00	0.00	0.00
0.00	0.00	0.00

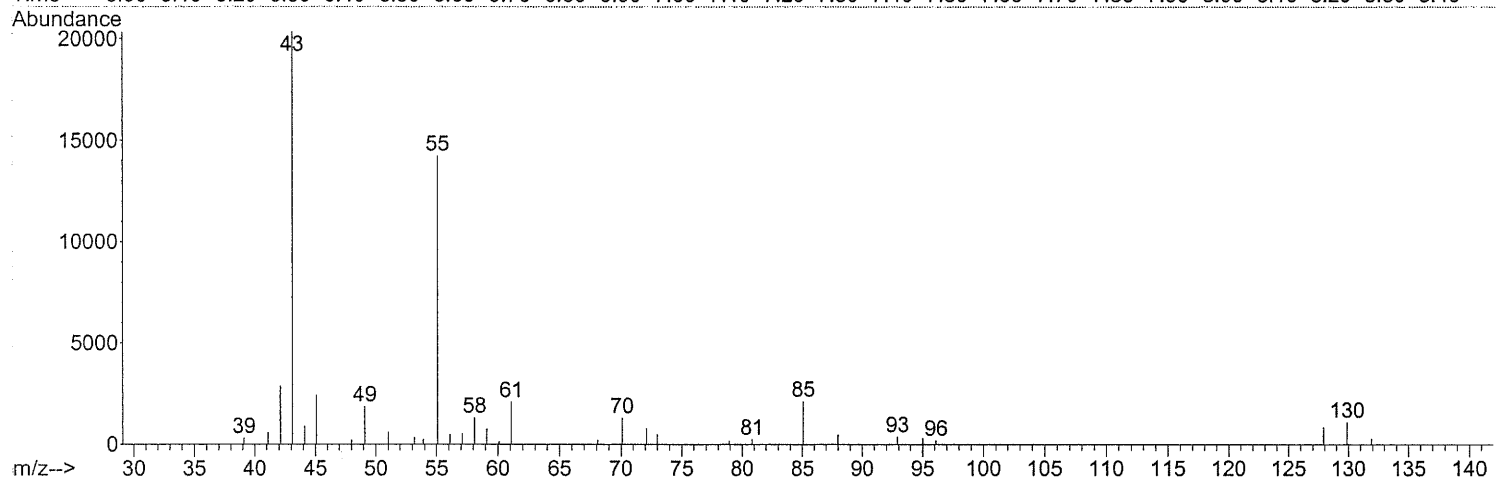
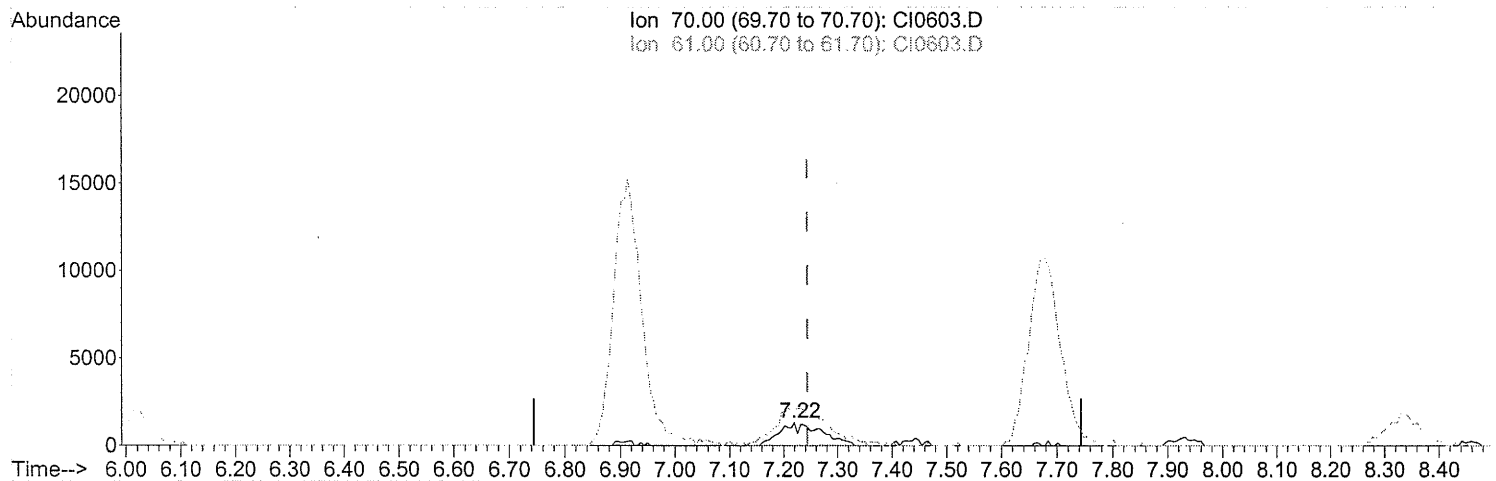
*Sanjiv*  
*9/27/05*

*8mm 703* *9/20/05* **8343**

Quantitation Report (Qedit)

Data Path : C:\MSDCHEM\1\DATA\SEP26\  
 Data File : CI0603.D  
 Acq On : 26 Sep 2005 12:08  
 Operator : JBS  
 Sample : VSTD005  
 Misc :  
 ALS Vial : 24 Sample Multiplier: 1

Quant Time: Sep 27 08:28:35 2005  
 Quant Method : C:\MSDCHEM\1\METHODS\ALLTO15.M  
 Quant Title :  
 QLast Update : Tue Sep 27 08:27:29 2005  
 Response via : Initial Calibration



(32) Ethyl Acetate  
 7.220min (-0.024) 6.43PPB m  
 response 69065

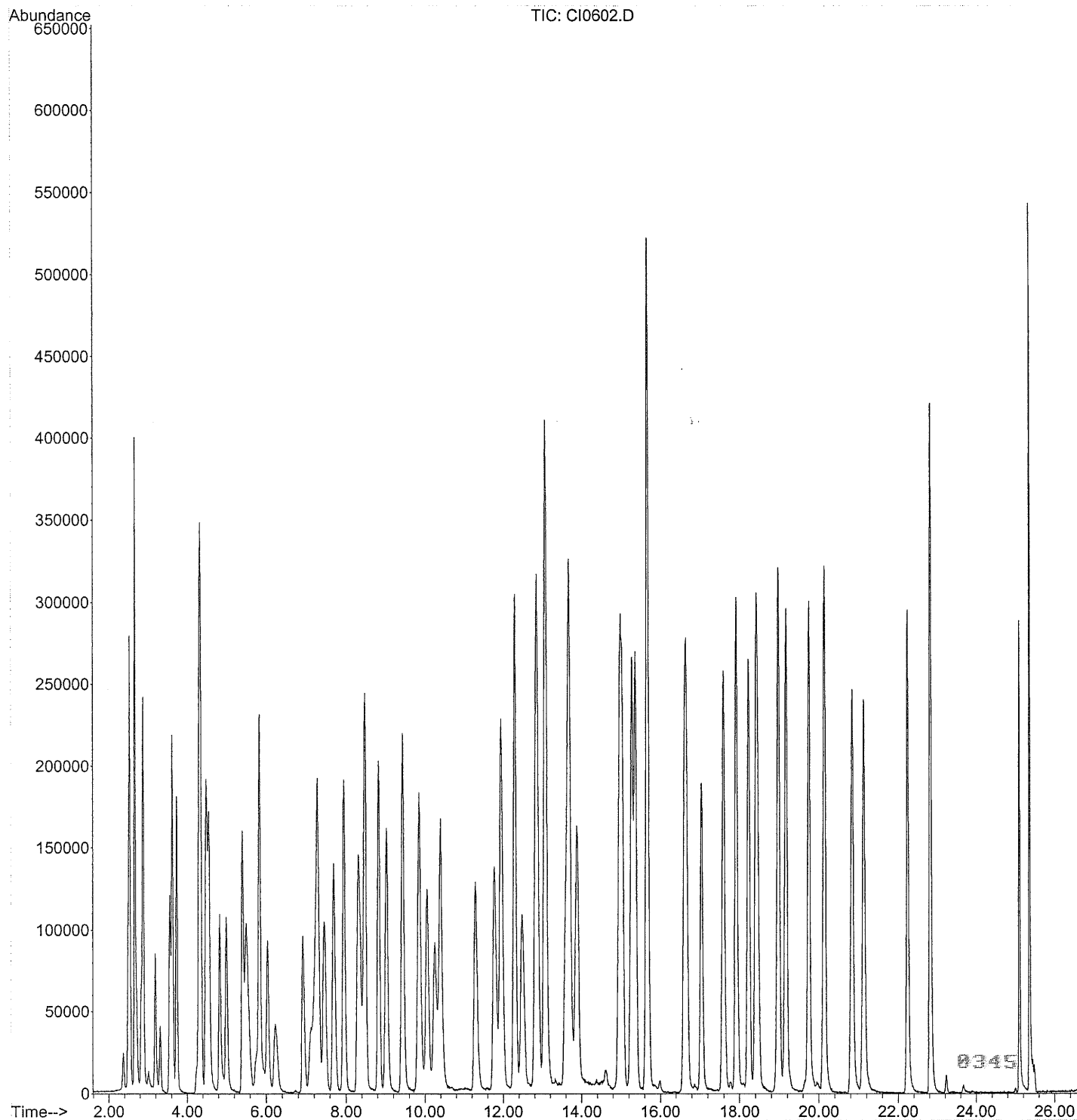
Ion	Exp%	Act%
70.00	100	100
61.00	0.00	0.00
0.00	0.00	0.00
0.00	0.00	0.00

*Sample  
 Moby  
 9/27/05*

*from 703 9/20/05*

Data Path : C:\MSDCHEM\1\DATA\SEP26\  
Data File : CI0602.D  
Acq On : 26 Sep 2005 11:30  
Operator : JBS  
Sample : VSTD010  
Misc :  
ALS Vial : 24 Sample Multiplier: 1

Quant Time: Sep 27 08:24:28 2005  
Quant Method : C:\MSDCHEM\1\METHODS\ALLTO15.M  
Quant Title :  
QLast Update : Tue Sep 27 08:23:25 2005  
Response via : Initial Calibration





Data Path : C:\MSDCHEM\1\DATA\SEP26\  
 Data File : CI0602.D  
 Acq On : 26 Sep 2005 11:30  
 Operator : JBS  
 Sample : VSTD010  
 Misc :  
 ALS Vial : 24 Sample Multiplier: 1

Quant Time: Sep 27 08:24:28 2005  
 Quant Method : C:\MSDCHEM\1\METHODS\ALLTO15.M  
 Quant Title :  
 QLast Update : Tue Sep 27 08:23:25 2005  
 Response via : Initial Calibration

Internal Standards	R.T.	QIon	Response	Conc	Units	Dev(Min)
1) Bromochloromethane	7.30	130	1157628	10.000		-0.05
37) 1,4-Difluorobenzene	9.03	114	3737219	10.000		-0.06
51) Chlorobenzene d5	14.98	117	4025948	10.000		-0.04

Target Compounds	R.T.	QIon	Response	Conc	Units	Qvalue
2) Propene	2.50	41	753259	8.845	PPB	100
3) Dichlorodifluoromethane	2.53	85	2194722	9.035	PPB	100
4) Chlorodifluoromethane	2.54	51	1488057	8.501	PPB	100
5) Freon 114	2.67	85	2472723	9.355	PPB	98
6) Chloromethane	2.71	50	1147593m	8.959	PPB	
7) Vinyl Chloride	2.83	62	836786	8.812	PPB	99
8) 1,3-Butadiene	2.88	54	1450341	9.016	PPB	100
9) Bromomethane	3.19	94	805013	8.586	PPB	100
10) Chloroethane	3.32	64	426800	9.047	PPB	99
11) Dichlorofluoromethane	3.56	67	1614808	8.783	PPB	100
12) Trichlorofluoromethane	3.63	101	2586537	8.648	PPB	99
13) Pentane	3.74	43	1865860	8.961	PPB	99
14) Acrolein	4.24	56	216143	9.022	PPB	# 72
15) 1,1-Dichloroethene	4.31	61	1446083	8.805	PPB	100
16) Freon 113	4.34	103	1324000	8.969	PPB	100
17) Acetone	4.50	43	1560960	9.784	PPB	100
18) Methyl Iodide	4.49	142	2874273	9.278	PPB	100
19) Carbon Disulfide	4.57	76	2512145	9.115	PPB	99
20) Acetonitrile	4.84	41	1707463	10.047	PPB	100
21) 3-Chloropropene	4.83	76	348019	8.121	PPB	100
22) Methylene Chloride	5.01	84	753424	9.008	PPB	100
23) tert-Butyl Alcohol	5.80	59	1724075m	10.979	PPB	
24) Acrylonitrile	5.44	53	1079259	10.121	PPB	97
25) trans-1,2-Dichloroethene	5.41	61	1235715	9.315	PPB	99
26) Methyl t-Butyl Ether	5.51	73	2284252	9.639	PPB	100
27) Hexane	5.84	57	1672932	10.086	PPB	99
28) 1,1-Dichloroethane	6.04	63	1551025	8.697	PPB	100
29) Vinyl Acetate	6.24	43	1965004	10.485	PPB	99
30) cis-1,2-Dichloroethene	6.93	61	1110397	8.591	PPB	99
31) 2-Butanone	7.13	72	357815m	11.430	PPB	
32) Ethyl Acetate	7.24	70	155773	12.790	PPB	# 100
33) Methyl Acrylate	7.25	55	1606175	10.206	PPB	100
34) Chloroform	7.46	83	1739672	9.029	PPB	# 56
35) 1,1,1-Trichloroethane	7.70	97	1979894	8.984	PPB	100
36) Carbon Tetrachloride	7.95	117	2345478	8.545	PPB	100
38) 1,2-Dichloroethane	8.37	62	1222749	9.553	PPB	100
39) Benzene	8.31	78	2609089	9.527	PPB	99
40) Isooctane	8.48	57	4646631	9.918	PPB	100
41) Heptane	8.83	43	2004817	9.677	PPB	100
42) Trichloroethene	9.44	130	1899080	8.838	PPB	99
43) Ethyl Acrylate	9.85	55	2320210	9.454	PPB	100
44) 1,2-Dichloropropane	9.85	63	1096162	9.335	PPB	100
45) Methyl Methacrylate	10.25	69	946029	10.395	PPB	99
46) Dibromomethane	10.07	174	1436136	10.044	PPB	99 0346
47) 1,4-Dioxane	10.35	88	432094	9.514	PPB	# 80
48) Bromodichloromethane	10.40	83	2347281	9.977	PPB	93

Data Path : C:\MSDCHEM\1\DATA\SEP26\  
 Data File : CI0602.D  
 Acq On : 26 Sep 2005 11:30  
 Operator : JBS  
 Sample : VSTD010  
 Misc :  
 ALS Vial : 24 Sample Multiplier: 1

Quant Time: Sep 27 08:24:28 2005  
 Quant Method : C:\MSDCHEM\1\METHODS\ALLTO15.M  
 Quant Title :  
 QLast Update : Tue Sep 27 08:23:25 2005  
 Response via : Initial Calibration

Internal Standards	R.T.	QIon	Response	Conc	Units	Dev(Min)
49) cis-1,3-Dichloropropene	11.29	75	1840034	8.650	PPB	# 69
50) 4-Methyl-2-Pentanone	11.78	43	3533577	9.219	PPB	99
52) Toluene	11.95	91	5161712	8.502	PPB	100
53) Octane	12.30	43	3887892	8.931	PPB	100
54) trans-1,3-Dichloropropene	12.49	75	1678471	7.884	PPB	99
55) Ethyl Methacrylate	12.84	69	2058059	9.097	PPB	# 100
56) 1,1,2-Trichloroethane	12.87	97	1950809	8.043	PPB	100
57) Tetrachloroethene	13.07	166	3359932	8.511	PPB	100
58) 2-Hexanone	13.60	43	3106537	6.737	PPB	# 73
59) Dibromochloromethane	13.68	127	3611782	8.624	PPB	100
60) 1,2-Dibromoethane	13.89	107	3403302	8.485	PPB	100
61) Chlorobenzene	15.04	112	3653568	9.886	PPB	100
62) 1,1,1,2-Tetrachloroethane	15.28	131	2044711	9.085	PPB	100
63) Ethylbenzene	15.37	91	4908897	9.506	PPB	100
64) m/p-Xylene	15.67	91	7591685	18.391	PPB	100
65) o-Xylene	16.62	91	3143441	8.525	PPB	100
66) Styrene	16.67	104	2624937	8.602	PPB	# 100
67) Bromoform	17.04	173	2248225	9.286	PPB	100
68) Cumene	17.59	105	4823155	9.587	PPB	100
69) 1,1,2,2-Tetrachloroethane	18.42	83	2459469	10.421	PPB	99
70) 1,2,3-Trichloropropane	18.46	110	876711	10.333	PPB	99
71) Bromobenzene	18.23	156	2159619	10.080	PPB	99
72) 4-Ethyltoluene	18.98	105	5931545	9.529	PPB	100
73) 1,3,5-Trimethylbenzene	19.18	105	4418113	8.436	PPB	100
74) Alpha Methyl Styrene	19.75	118	2596604	10.185	PPB	99
75) 1,2,4-Trimethylbenzene	20.14	105	4561641	8.435	PPB	100
76) 1,3-Dichlorobenzene	20.84	146	3097714	7.907	PPB	100
77) 1,4-Dichlorobenzene	21.14	146	3068459	7.917	PPB	99
78) Benzyl Chloride	16.62	91	3145785	9.853	PPB	# 100
79) 1,2-Dichlorobenzene	22.24	146	2866564	8.402	PPB	100
80) Hexachloroethane	22.83	117	1796050	9.133	PPB	100
81) 1,2,4-Trichlorobenzene	25.10	180	1194276	8.362	PPB	98
82) Hexachlorobutadiene	25.36	225	1106687	7.253	PPB	97

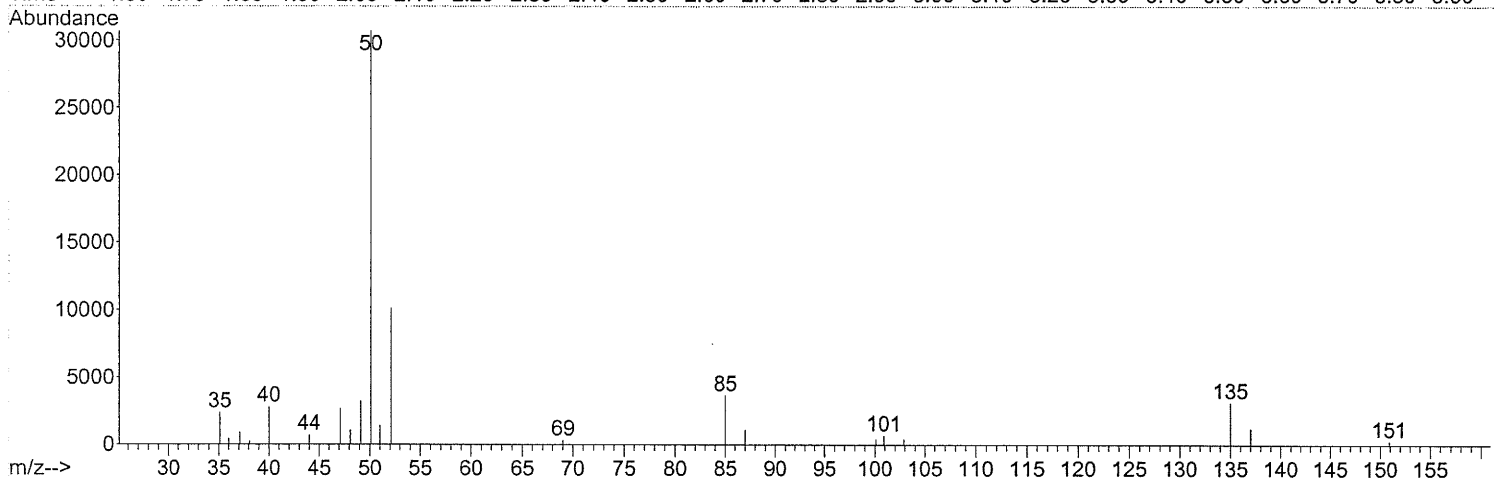
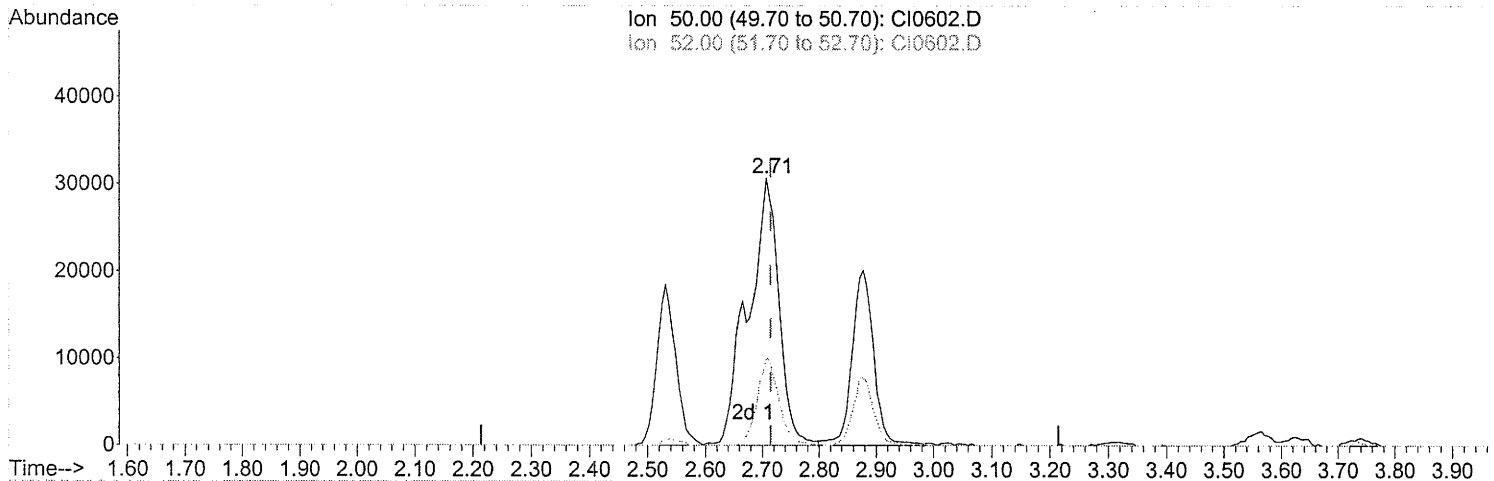
(#) = qualifier out of range (m) = manual integration (+) = signals summed

0347

Quantitation Report (Qedit)

Data Path : C:\MSDCHEM\1\DATA\SEP26\  
 Data File : CI0602.D  
 Acq On : 26 Sep 2005 11:30  
 Operator : JBS  
 Sample : VSTD010  
 Misc :  
 ALS Vial : 24 Sample Multiplier: 1

Quant Time: Sep 27 08:23:38 2005  
 Quant Method : C:\MSDCHEM\1\METHODS\ALLTO15.M  
 Quant Title :  
 QLast Update : Tue Sep 27 08:23:25 2005  
 Response via : Initial Calibration



(6) Chloromethane

2.707min (-0.007) 8.96PPB m

response 1147593

Ion	Exp%	Act%
50.00	100	100
52.00	23.30	23.08
0.00	0.00	0.00
0.00	0.00	0.00

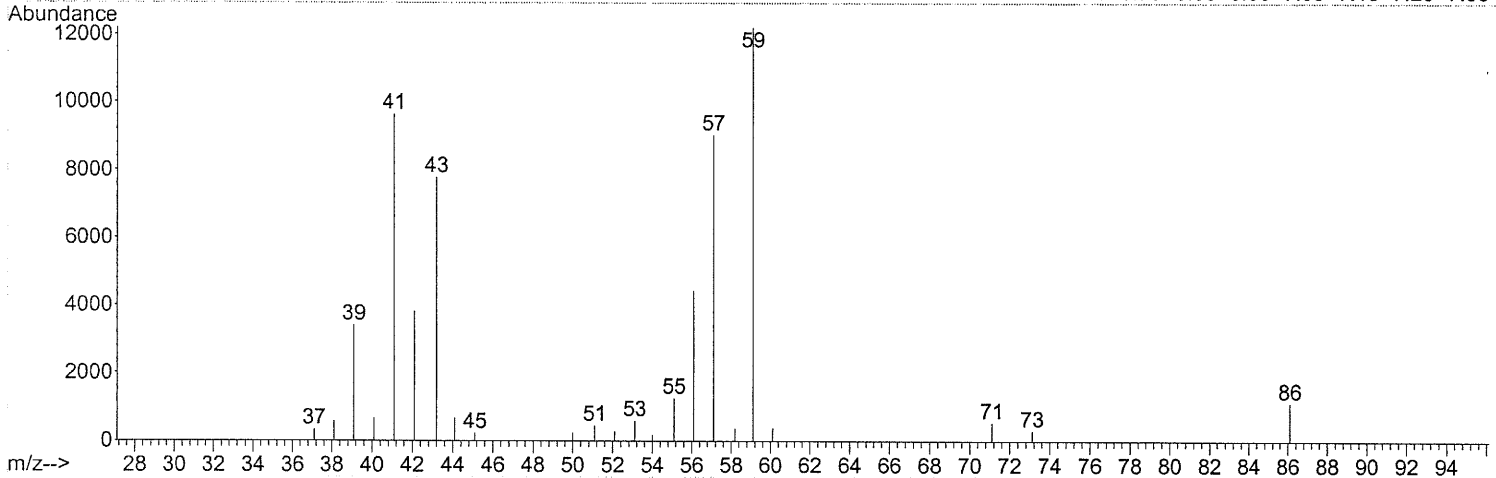
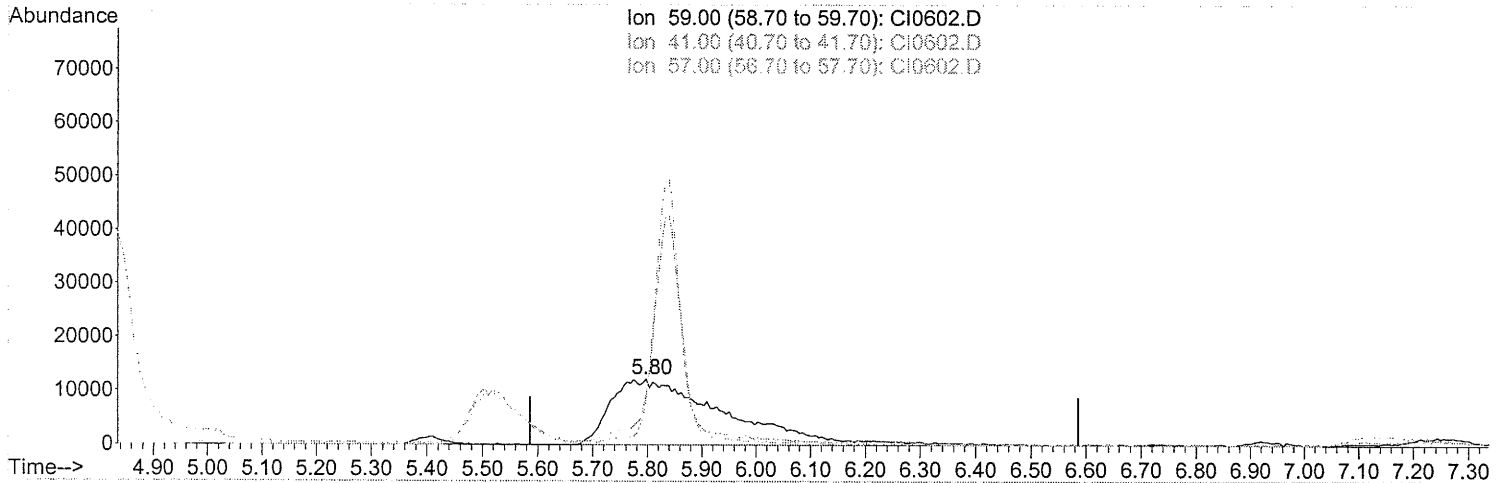
*Spit peak  
 11/20/05  
 9/27/05*

*from 703 9/28/05*

Quantitation Report (Qedit)

Data Path : C:\MSDCHEM\1\DATA\SEP26\  
 Data File : CI0602.D  
 Acq On : 26 Sep 2005 11:30  
 Operator : JBS  
 Sample : VSTD010  
 Misc :  
 ALS Vial : 24 Sample Multiplier: 1

Quant Time: Sep 27 08:23:38 2005  
 Quant Method : C:\MSDCHEM\1\METHODS\ALLTO15.M  
 Quant Title :  
 QLast Update : Tue Sep 27 08:23:25 2005  
 Response via : Initial Calibration



TIC: CI0602.D

(23) tert-Butyl Alcohol  
 5.798min (-0.288) 10.98PPB m  
 response 1724075

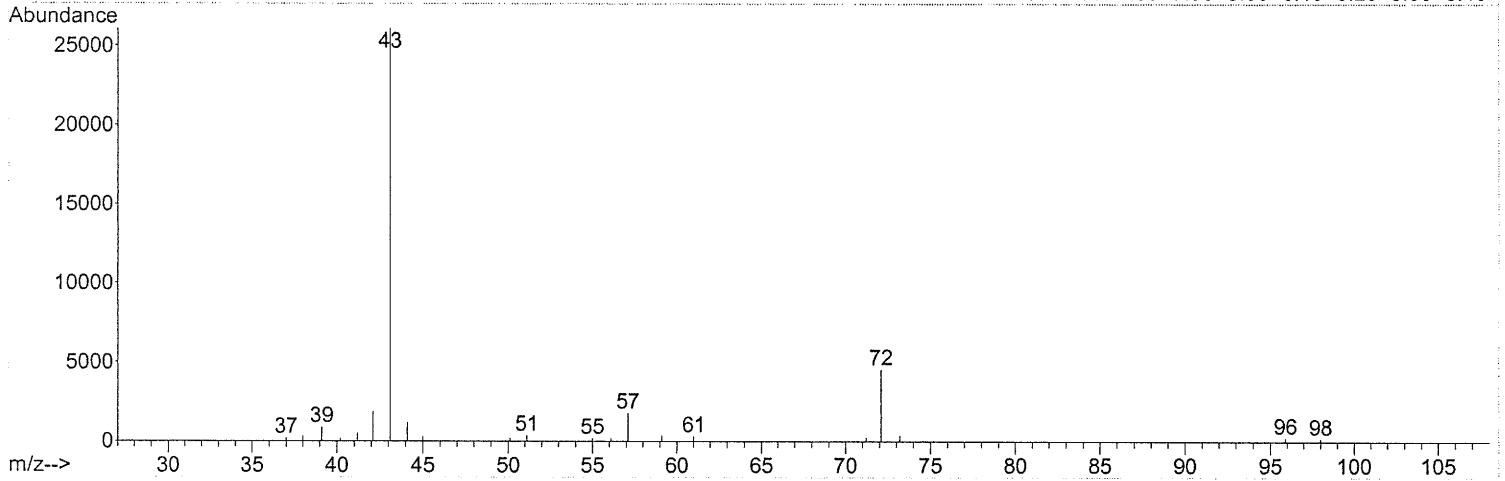
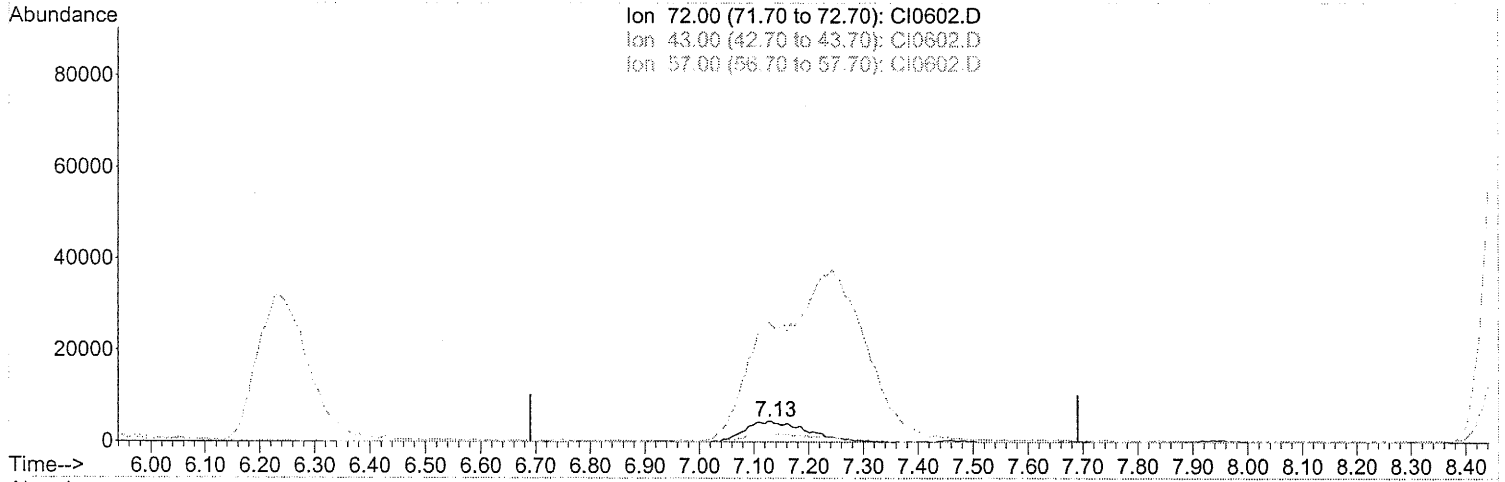
Ion	Exp%	Act%
59.00	100	100
41.00	0.00	0.00
57.00	0.00	0.00
0.00	0.00	0.00

*Handwritten notes:*  
 5.798 min  
 10.98 PPB m  
 9/27/05

*Handwritten signatures:*  
 JBS  
 9/27/05

Data Path : C:\MSDCHEM\1\DATA\SEP26\  
 Data File : CI0602.D  
 Acq On : 26 Sep 2005 11:30  
 Operator : JBS  
 Sample : VSTD010  
 Misc :  
 ALS Vial : 24 Sample Multiplier: 1

Quant Time: Sep 27 08:23:38 2005  
 Quant Method : C:\MSDCHEM\1\METHODS\ALLTO15.M  
 Quant Title :  
 QLast Update : Tue Sep 27 08:23:25 2005  
 Response via : Initial Calibration



(31) 2-Butanone  
 7.126min (-0.065) 11.43PPB m  
 response 357815

Ion	Exp%	Act%
72.00	100	100
43.00	0.00	0.00
57.00	0.00	0.00
0.00	0.00	0.00

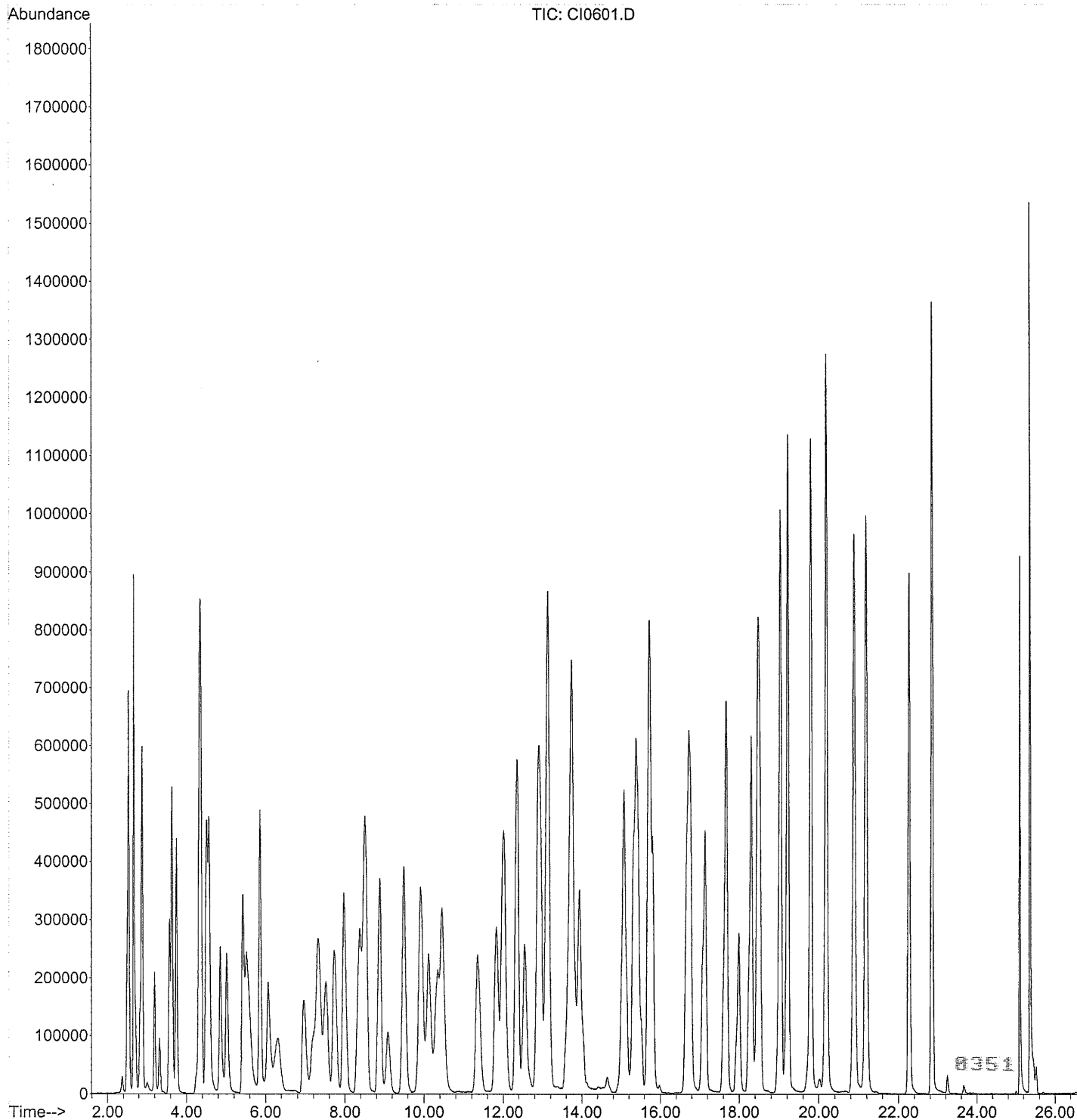
*Sample  
 JBS  
 9/27/05*

*JBS 9/27/05*

8358

Data Path : C:\MSDCHEM\1\DATA\SEP26\  
Data File : CI0601.D  
Acq On : 26 Sep 2005 10:52  
Operator : JBS  
Sample : VSTD025  
Misc :  
ALS Vial : 20 Sample Multiplier: 1

Quant Time: Sep 27 08:21:16 2005  
Quant Method : C:\MSDCHEM\1\METHODS\ALLTO15.M  
Quant Title :  
QLast Update : Mon Sep 26 15:30:43 2005  
Response via : Initial Calibration



Data Path : C:\MSDCHEM\1\DATA\SEP26\  
 Data File : CI0601.D  
 Acq On : 26 Sep 2005 10:52  
 Operator : JBS  
 Sample : VSTD025  
 Misc :  
 ALS Vial : 20 Sample Multiplier: 1

Quant Time: Sep 27 08:21:16 2005  
 Quant Method : C:\MSDCHEM\1\METHODS\ALLTO15.M  
 Quant Title :  
 QLast Update : Mon Sep 26 15:30:43 2005  
 Response via : Initial Calibration

Internal Standards	R.T.	QIon	Response	Conc	Units	Dev(Min)
1) Bromochloromethane	7.34	130	979253	10.000		0.07
37) 1,4-Difluorobenzene	9.09	114	3313302	10.000		0.11
51) Chlorobenzene d5	15.02	117	3780464	10.000		0.09

Target Compounds	R.T.	QIon	Response	Conc	Units	Qvalue
2) Propene	2.50	41	1891969	26.260	PPB	98
3) Dichlorodifluoromethane	2.54	85	5424678	26.397	PPB	99
4) Chlorodifluoromethane	2.55	51	3782428	25.539	PPB	100
5) Freon 114	2.67	85	5611635	25.095	PPB	100
6) Chloromethane	2.71	50	2668944	24.632	PPB	98
7) Vinyl Chloride	2.84	62	2039772	25.389	PPB	100
8) 1,3-Butadiene	2.88	54	3678470	27.044	PPB	100
9) Bromomethane	3.20	94	2020487	25.500	PPB	99
10) Chloroethane	3.32	64	1056023	26.420	PPB	99
11) Dichlorofluoromethane	3.57	67	4073123	26.188	PPB	99
12) Trichlorofluoromethane	3.64	101	6468499	25.564	PPB	99
13) Pentane	3.75	43	4722188	26.808	PPB	99
14) Acrolein	4.25	56	695307	34.551	PPB	91
15) 1,1-Dichloroethene	4.32	61	3770148	27.133	PPB	99
16) Freon 113	4.36	103	3487368	27.923	PPB	100
17) Acetone	4.51	43	4169214	30.898	PPB	100
18) Methyl Iodide	4.51	142	7795559	29.750	PPB	99
19) Carbon Disulfide	4.58	76	6617143	28.379	PPB	99
20) Acetonitrile	4.86	41	4506183	31.342	PPB	99
21) 3-Chloropropene	4.85	76	899328	24.808	PPB	99
22) Methylene Chloride	5.02	84	1918555	27.097	PPB	98
23) tert-Butyl Alcohol	6.09	59	3825893m	28.865	PPB	
24) Acrylonitrile	5.50	53	2897363	32.112	PPB	97
25) trans-1,2-Dichloroethene	5.43	61	3370866	30.028	PPB	99
26) Methyl t-Butyl Ether	5.53	73	6174003	30.792	PPB	97
27) Hexane	5.86	57	3965977	28.271	PPB	88
28) 1,1-Dichloroethane	6.06	63	4036513	26.755	PPB	99
29) Vinyl Acetate	6.32	43	6660348	41.964	PPB	99
30) cis-1,2-Dichloroethene	6.96	61	2823301	25.815	PPB	98
31) 2-Butanone	7.19	72	933901	35.269	PPB	# 100
32) Ethyl Acetate	7.32	70	390278	37.788	PPB	# 100
33) Methyl Acrylate	7.32	55	4325277	32.484	PPB	97
34) Chloroform	7.52	83	4430299	27.177	PPB	99
35) 1,1,1-Trichloroethane	7.74	97	5144777	27.593	PPB	100
36) Carbon Tetrachloride	7.98	117	6013248	25.894	PPB	99
38) 1,2-Dichloroethane	8.43	62	3269769	28.816	PPB	100
39) Benzene	8.37	78	6933777	28.552	PPB	98
40) Isooctane	8.52	57	12591323	30.319	PPB	99
41) Heptane	8.88	43	5335042	29.056	PPB	99
42) Trichloroethene	9.50	130	4700081	24.672	PPB	100
43) Ethyl Acrylate	9.93	55	6512359	29.956	PPB	99
44) 1,2-Dichloropropane	9.92	63	2914144	27.992	PPB	97
45) Methyl Methacrylate	10.34	69	2561028	31.754	PPB	98
46) Dibromomethane	10.12	174	3692525	29.129	PPB	99
47) 1,4-Dioxane	10.38	88	1153411m	28.623	PPB	
48) Bromodichloromethane	10.46	83	6029166	28.908	PPB	99

8352

Data Path : C:\MSDCHEM\1\DATA\SEP26\  
 Data File : CI0601.D  
 Acq On : 26 Sep 2005 10:52  
 Operator : JBS  
 Sample : VSTD025  
 Misc :  
 ALS Vial : 20 Sample Multiplier: 1

Quant Time: Sep 27 08:21:16 2005  
 Quant Method : C:\MSDCHEM\1\METHODS\ALLTO15.M  
 Quant Title :  
 QLast Update : Mon Sep 26 15:30:43 2005  
 Response via : Initial Calibration

Internal Standards	R.T.	QIon	Response	Conc	Units	Dev(Min)
49) cis-1,3-Dichloropropene	11.36	75	4773517	25.312	PPB	# 67
50) 4-Methyl-2-Pentanone	11.83	43	9545126	28.027	PPB	99
52) Toluene	12.01	91	13518792	23.712	PPB	100
53) Octane	12.35	43	10015615	24.483	PPB	99
54) trans-1,3-Dichloropropene	12.55	75	4468622	22.349	PPB	98
55) Ethyl Methacrylate	12.88	69	5318968	25.036	PPB	# 69
56) 1,1,2-Trichloroethane	12.92	97	5218912	22.889	PPB	99
57) Tetrachloroethene	13.14	166	8756052	23.617	PPB	99
58) 2-Hexanone	13.67	43	10409642m	24.054	PPB	
59) Dibromochloromethane	13.74	127	9653383	24.546	PPB	99
60) 1,2-Dibromoethane	13.94	107	9185230	24.380	PPB	100
61) Chlorobenzene	15.08	112	9293364	26.779	PPB	100
62) 1,1,1,2-Tetrachloroethane	15.32	131	5519650	26.115	PPB	99
63) Ethylbenzene	15.42	91	13111402	27.031	PPB	99
64) m/p-Xylene	15.73	91	21066059	54.345	PPB	100
65) o-Xylene	16.72	91	10180285m	29.406	PPB	
66) Styrene	16.77	104	8399393m	29.297	PPB	
67) Bromoform	17.14	173	7517819	33.064	PPB	100
68) Cumene	17.67	105	15054106	31.861	PPB	100
69) 1,1,2,2-Tetrachloroethane	18.47	83	7506632	33.873	PPB	100
70) 1,2,3-Trichloropropane	18.52	110	2551754	32.025	PPB	98
71) Bromobenzene	18.31	156	6122238	30.425	PPB	99
72) 4-Ethyltoluene	19.04	105	18193101	31.128	PPB	100
73) 1,3,5-Trimethylbenzene	19.23	105	16133942	32.793	PPB	99
74) Alpha Methyl Styrene	19.80	118	9888370	41.303	PPB	99
75) 1,2,4-Trimethylbenzene	20.19	105	18171010	35.771	PPB	99
76) 1,3-Dichlorobenzene	20.89	146	12374665	33.636	PPB	100
77) 1,4-Dichlorobenzene	21.19	146	12269042	33.709	PPB	100
78) Benzyl Chloride	16.67	91	4376513	12.648	PPB	# 100
79) 1,2-Dichlorobenzene	22.28	146	8178021	25.513	PPB	99
80) Hexachloroethane	22.85	117	5314407	28.775	PPB	99
81) 1,2,4-Trichlorobenzene	25.11	180	3451796	25.725	PPB	99
82) Hexachlorobutadiene	25.36	225	3357855	23.434	PPB	96

(#) = qualifier out of range (m) = manual integration (+) = signals summed

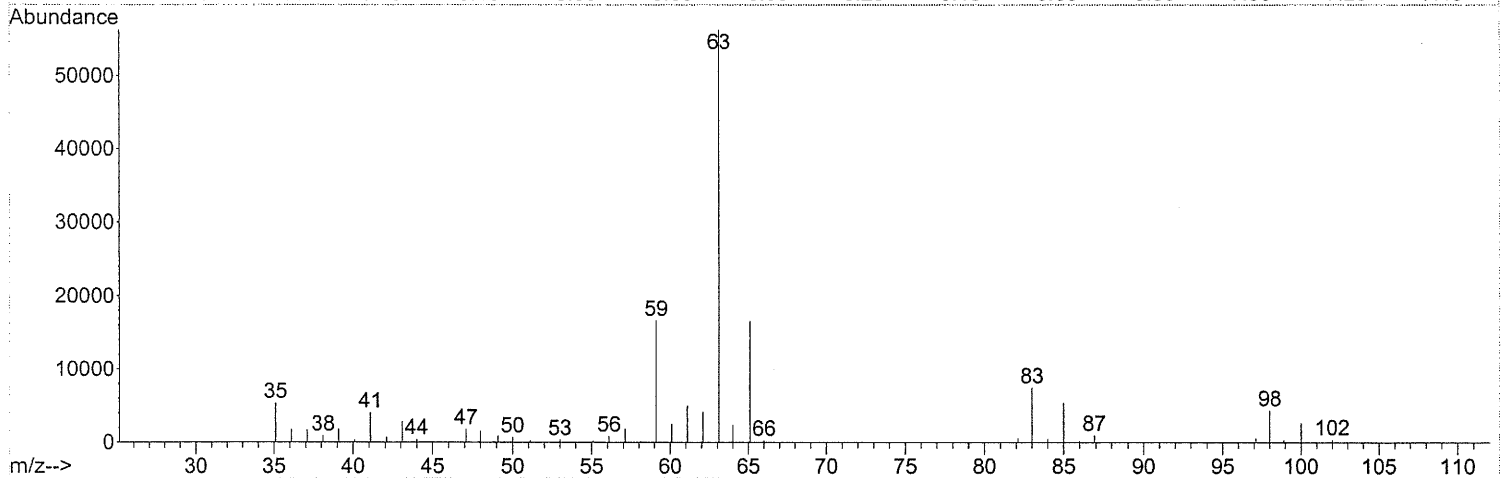
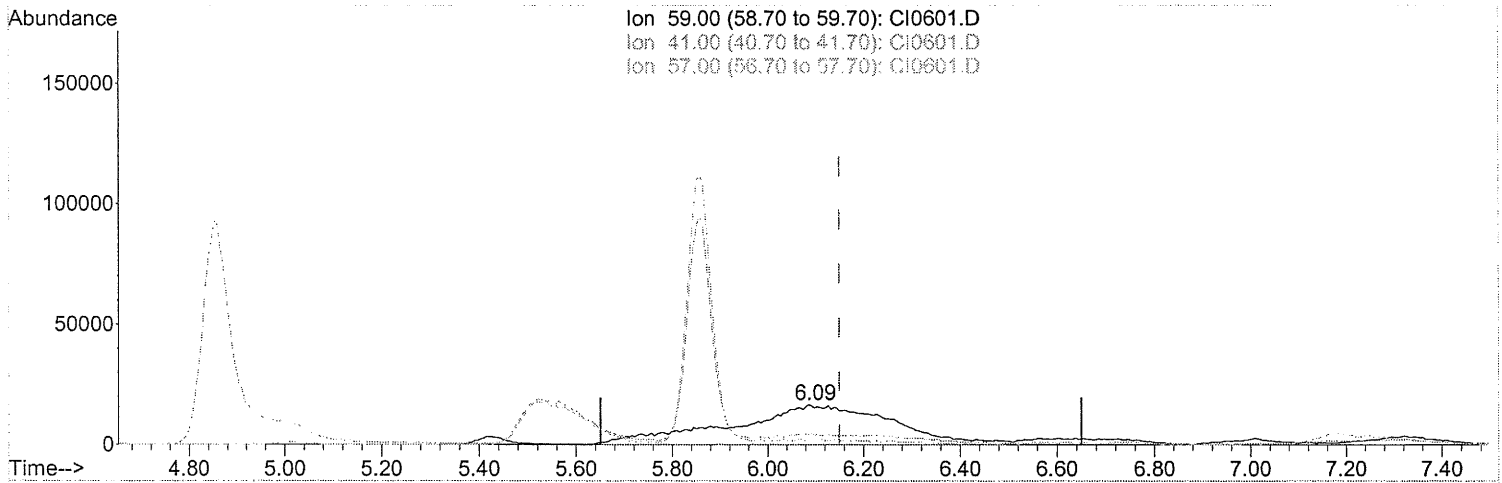
8353



Quantitation Report (Qedit)

Data Path : C:\MSDCHEM\1\DATA\SEP26\  
 Data File : CI0601.D  
 Acq On : 26 Sep 2005 10:52  
 Operator : JBS  
 Sample : VSTD025  
 Misc :  
 ALS Vial : 20 Sample Multiplier: 1

Quant Time: Sep 27 08:17:50 2005  
 Quant Method : C:\MSDCHEM\1\METHODS\ALLTO15.M  
 Quant Title :  
 QLast Update : Mon Sep 26 15:30:43 2005  
 Response via : Initial Calibration



TIC: CI0601.D

(23) tert-Butyl Alcohol

6.086min (-0.065) 28.86PPB m

response 3825893

Ion	Exp%	Act%
59.00	100	100
41.00	0.00	0.00
57.00	0.00	0.00
0.00	0.00	0.00

*Split peak  
 9/27/05*

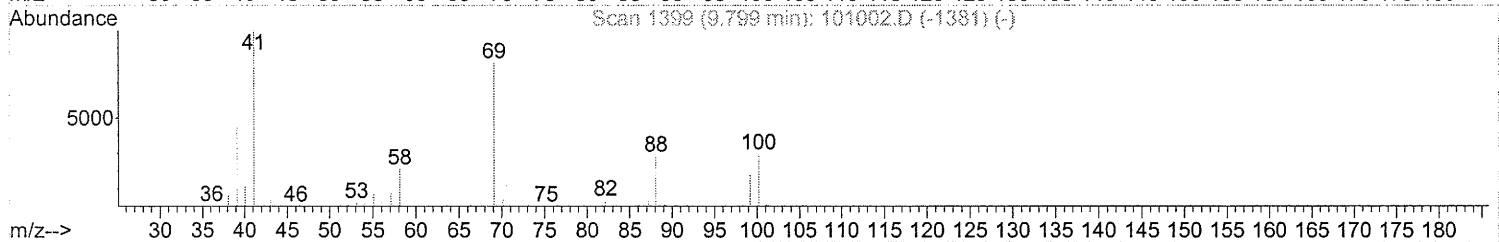
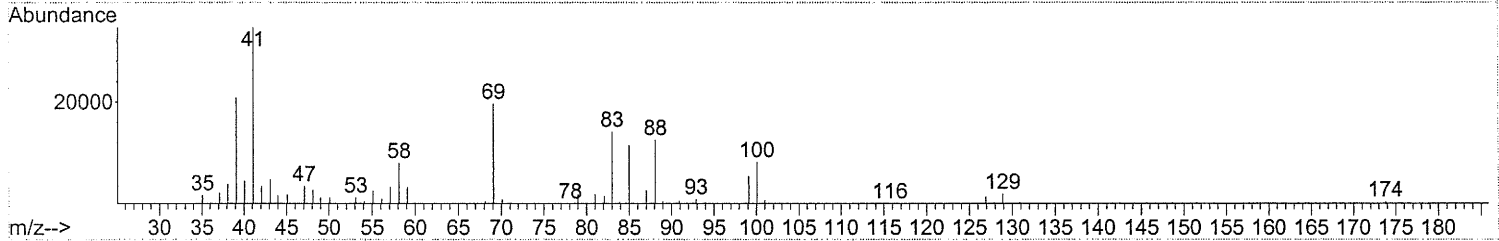
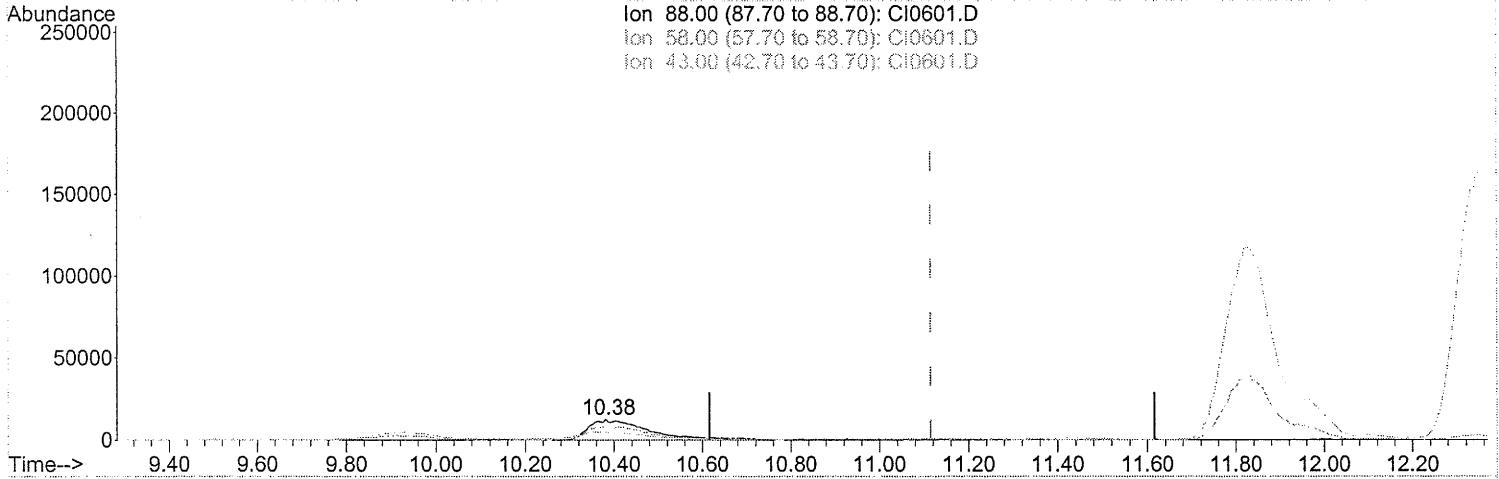
*from 783 9/28/05*

8354

Quantitation Report (Qedit)

Data Path : C:\MSDCHEM\1\DATA\SEP26\  
 Data File : CI0601.D  
 Acq On : 26 Sep 2005 10:52  
 Operator : JBS  
 Sample : VSTD025  
 Misc :  
 ALS Vial : 20 Sample Multiplier: 1

Quant Time: Sep 27 08:17:50 2005  
 Quant Method : C:\MSDCHEM\1\METHODS\ALLTO15.M  
 Quant Title :  
 QLast Update : Mon Sep 26 15:30:43 2005  
 Response via : Initial Calibration



TIC: CI0601.D

(47) 1,4-Dioxane  
 10.381min (-0.734) 28.62PPB m  
 response 1153411

Ion	Exp%	Act%
88.00	100	100
58.00	63.20	0.00#
43.00	2.30	0.00#
0.00	0.00	0.00

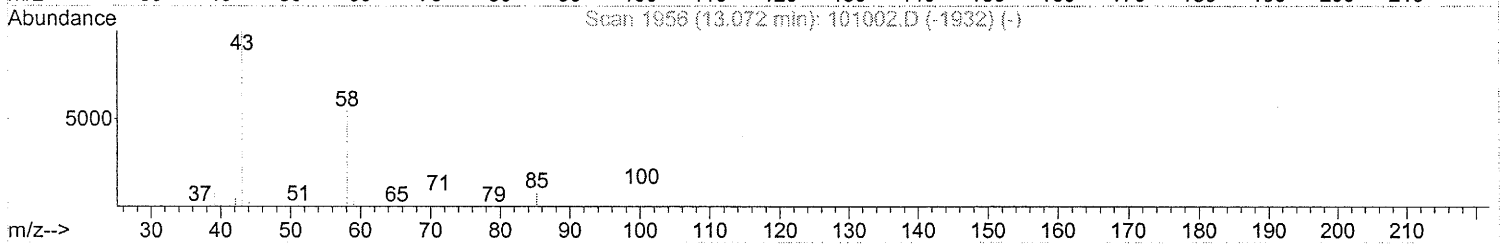
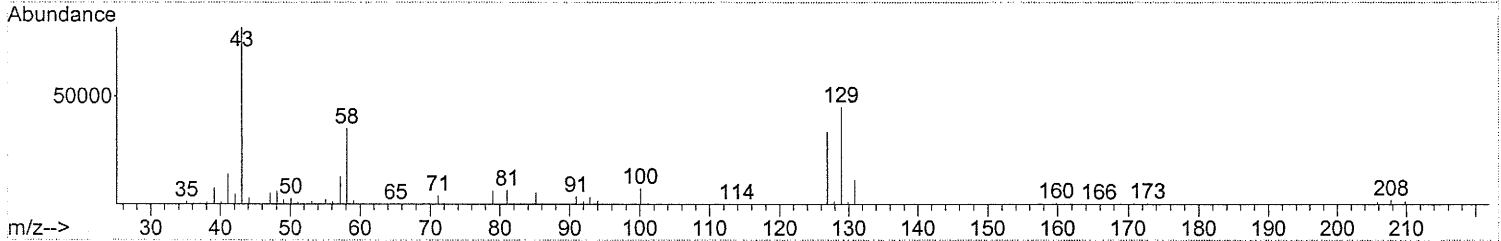
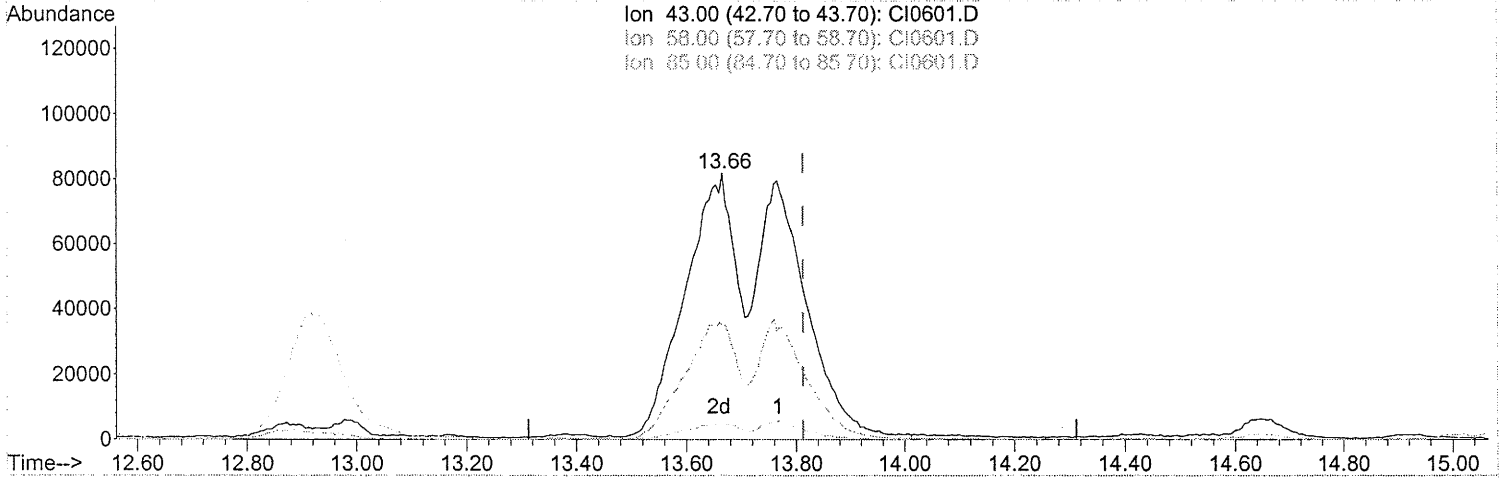
*Sample peak*  
*1/21/05*  
*9/27/05*

*15m 703 9/27/05* 8355

Quantitation Report (Qedit)

Data Path : C:\MSDCHEM\1\DATA\SEP26\  
 Data File : CI0601.D  
 Acq On : 26 Sep 2005 10:52  
 Operator : JBS  
 Sample : VSTD025  
 Misc :  
 ALS Vial : 20 Sample Multiplier: 1

Quant Time: Sep 27 08:17:50 2005  
 Quant Method : C:\MSDCHEM\1\METHODS\ALLTO15.M  
 Quant Title :  
 QLast Update : Mon Sep 26 15:30:43 2005  
 Response via : Initial Calibration



TIC: CI0601.D

(58) 2-Hexanone  
 13.665min (-0.147) 24.05PPB m  
 response 10409642

Ion	Exp%	Act%
43.00	100	100
58.00	29.00	21.60#
85.00	4.60	3.17#
0.00	0.00	0.00

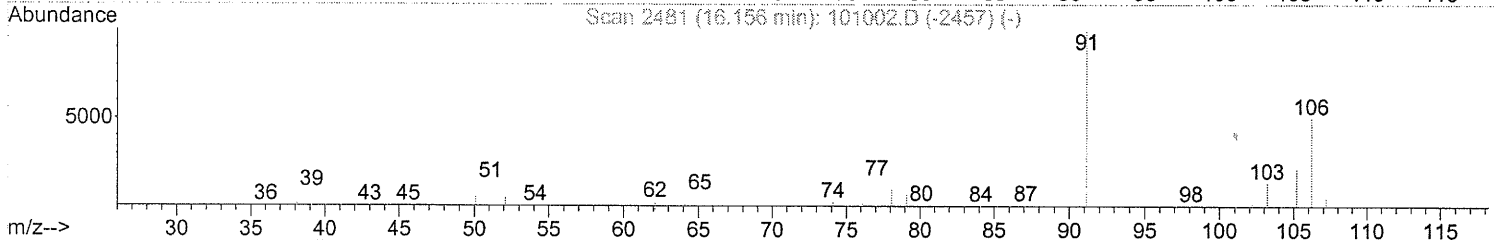
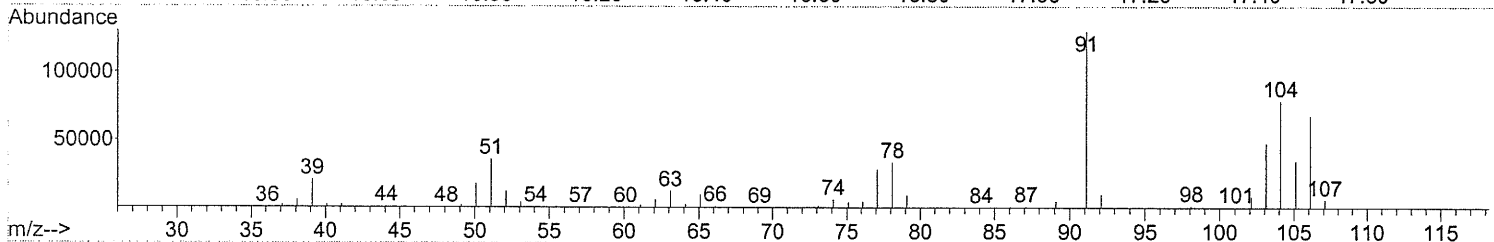
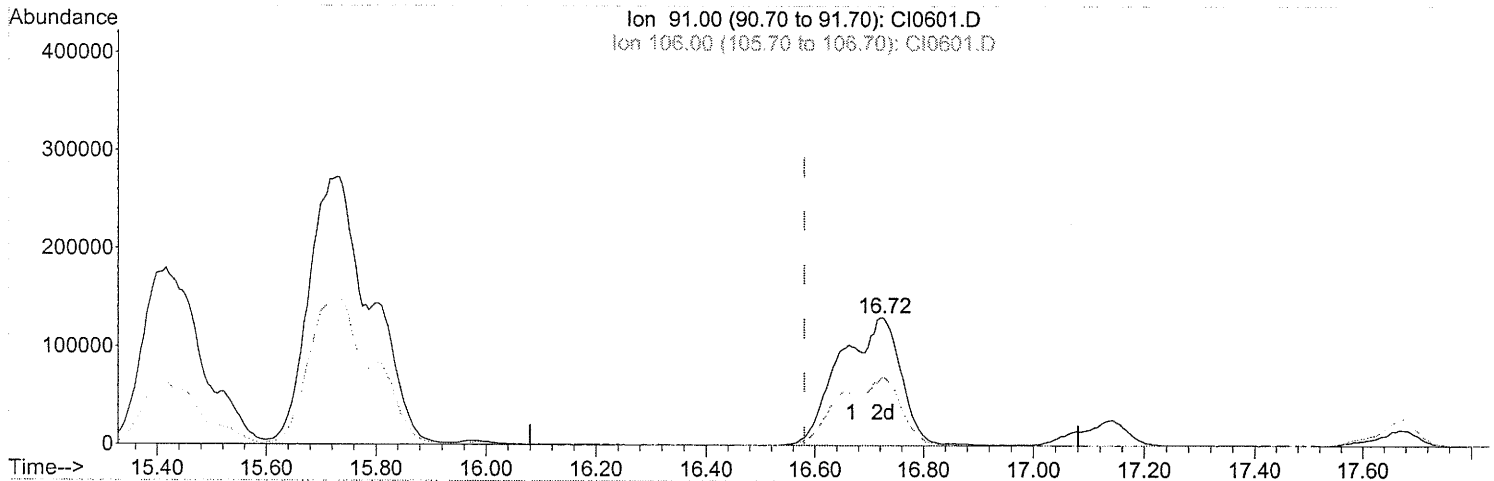
*Spot Peak  
 Reason  
 9/27/05*

*16mm 753 9/20/05 8356*

Quantitation Report (Qedit)

Data Path : C:\MSDCHEM\1\DATA\SEP26\  
Data File : CI0601.D  
Acq On : 26 Sep 2005 10:52  
Operator : JBS  
Sample : VSTD025  
Misc :  
ALS Vial : 20 Sample Multiplier: 1

Quant Time: Sep 27 08:17:50 2005  
Quant Method : C:\MSDCHEM\1\METHODS\ALLTO15.M  
Quant Title :  
QLast Update : Mon Sep 26 15:30:43 2005  
Response via : Initial Calibration



TIC: CI0601.D

(65) o-Xylene

16.721min (+0.140) 29.41PPB m

response 10180285

Ion	Exp%	Act%
91.00	100	100
106.00	54.20	22.80#
0.00	0.00	0.00
0.00	0.00	0.00

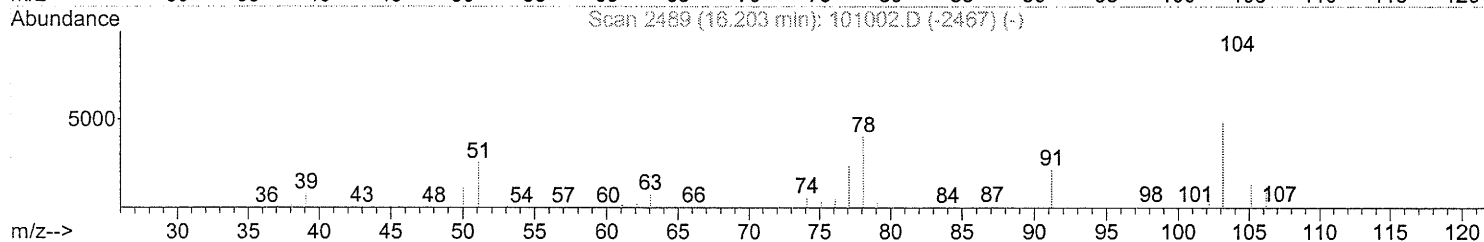
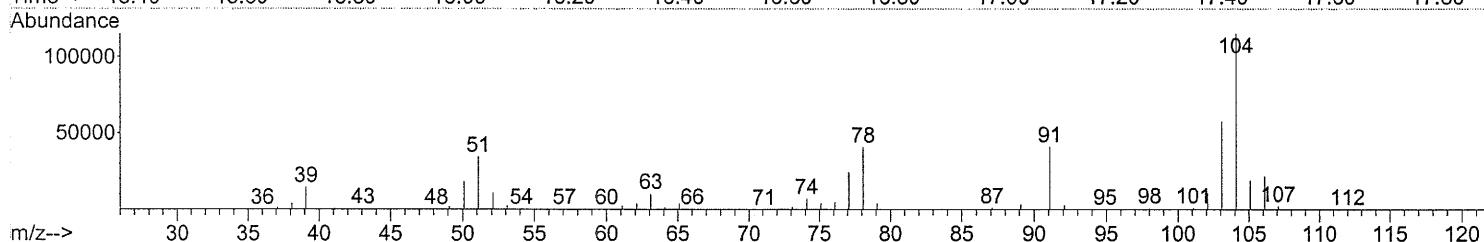
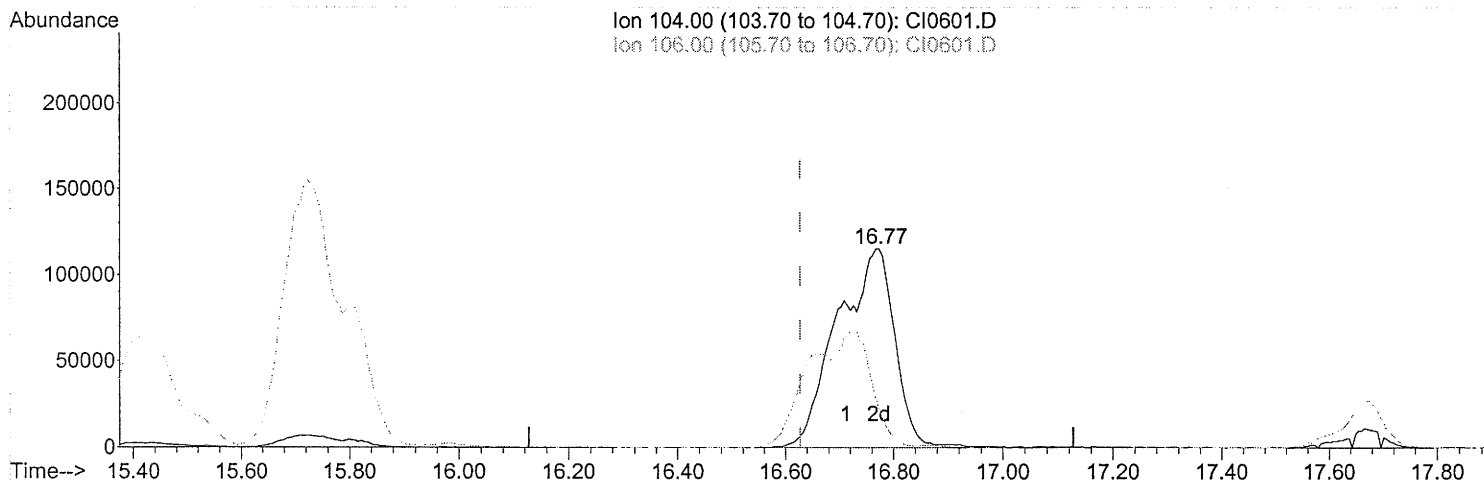
*Signature*  
11/18/05  
9/27/05

*Signature* 9/28/05 8357

Quantitation Report (Qedit)

Data Path : C:\MSDCHEM\1\DATA\SEP26\  
Data File : CI0601.D  
Acq On : 26 Sep 2005 10:52  
Operator : JBS  
Sample : VSTD025  
Misc :  
ALS Vial : 20 Sample Multiplier: 1

Quant Time: Sep 27 08:17:50 2005  
Quant Method : C:\MSDCHEM\1\METHODS\ALLTO15.M  
Quant Title :  
QLast Update : Mon Sep 26 15:30:43 2005  
Response via : Initial Calibration



TIC: CI0601.D

(66) Styrene

16.774min (+0.146) 29.30PPB m

response 8399393

Ion	Exp%	Act%
104.00	100	100
106.00	0.00	37.16#
0.00	0.00	0.00
0.00	0.00	0.00

*Signature*  
9/27/05

*Signature* 9/28/05

8358

LANCASTER LABORATORIES  
VOLATILE ORGANICS IN AIR

INITIAL CALIBRATION DATA SHEET

Instrument ID: HP09464

Data File Path: C:\MSDCHEM\1\DATA\SEP30

STANDARD EPA SAMPLE NO. LAB FILE ID DATE INJECTED TIME INJECTED	CAL 1 VSTD001 \CI0756.D 09/30/05 12:20	CAL 2 VSTD002 \CI0755.D 09/30/05 11:45	CAL 3 VSTD005 \CI0754.D 09/30/05 11:07	CAL 4 VSTD010 \CI0753.D 09/30/05 10:30	CAL 5 VSTD025 \CI0751.D 09/30/05 09:15		
COMPOUND NAME	Relative Response Factor (RRF)					MEAN	% RSD
	CAL 1	CAL 2	CAL 3	CAL 4	CAL 5		
Propene	0.762	0.672	0.572	0.504	0.518	0.605	18
Dichlorodifluoromethane	2.750	2.470	2.003	1.870	1.932	2.205	17
Chlorodifluoromethane	1.511	1.371	1.144	1.008	1.078	1.222	17
Freon 114	3.133	2.691	2.116	2.005	2.101	2.409	20
Chloromethane	0.759	1.001	0.811	0.732	0.758	0.812	13
Vinyl Chloride	0.867	0.787	0.694	0.600	0.632	0.716	15
1,3-Butadiene	1.342	1.185	1.056	0.902	0.972	1.091	16
Bromomethane	0.944	0.869	0.783	0.663	0.708	0.793	14
Chloroethane	0.445	0.407	0.363	0.322	0.336	0.375	14
Dichlorofluoromethane	1.831	1.709	1.484	1.318	1.380	1.544	14
Trichlorofluoromethane	3.294	2.938	2.520	2.209	2.328	2.658	17
Pentane	1.732	1.529	1.312	1.147	1.207	1.386	17
Acrolein	0.061	0.123	0.128	0.134	0.155	0.120	29
1,1-Dichloroethene	1.639	1.412	1.226	1.081	1.156	1.303	17
Freon 113	1.525	1.392	1.229	1.129	1.194	1.294	12
Acetone	0.964	1.136	0.963	0.912	0.976	0.990	9
Methyl Iodide	3.052	2.842	2.506	2.275	2.441	2.623	12
Carbon Disulfide	2.158	1.899	1.673	1.486	1.605	1.764	15
Acetonitrile	1.010	0.919	0.845	0.761	0.743	0.855	13
3-Chloropropene	0.513	0.528	0.376	0.318	0.342	0.415	24
Methylene Chloride	0.718	0.655	0.589	0.533	0.573	0.614	12
tert-Butyl Alcohol	1.101	1.244	1.412	0.726	0.755	1.047	29
Acrylonitrile	0.286	0.566	0.453	0.439	0.495	0.448	23
trans-1,2-Dichloroethene	0.967	0.977	0.817	0.764	0.870	0.879	11
Methyl t-Butyl Ether	2.546	2.586	2.114	1.930	2.044	2.244	13
Hexane	1.433	1.431	1.253	1.118	1.084	1.264	13
1,1-Dichloroethane	1.684	1.662	1.409	1.320	1.363	1.488	12
Vinyl Acetate	0.930	1.130	1.093	1.308	1.488	1.190	18
cis-1,2-Dichloroethene	1.020	1.027	0.888	0.856	0.900	0.938	9
2-Butanone	0.119	0.293	0.293	0.283	0.318	0.261	31
Ethyl Acetate	0.046	0.138	0.132	0.151	0.166	0.127	37
Methyl Acrylate	0.960	1.024	0.880	0.947	1.069	0.976	7
Chloroform	2.041	1.962	1.710	1.523	1.665	1.780	12
1,1,1-Trichloroethane	2.365	2.243	1.985	1.788	1.896	2.055	12
Carbon Tetrachloride	2.925	2.841	2.454	2.238	2.328	2.557	12
1,2-Dichloroethane	0.279	0.319	0.300	0.286	0.342	0.305	8
Benzene	0.757	0.793	0.710	0.681	0.808	0.750	7
Isooctane	1.175	1.195	1.065	1.012	1.195	1.128	8
Heptane	0.470	0.480	0.420	0.395	0.457	0.444	8
Trichloroethene	0.648	0.658	0.552	0.468	0.533	0.572	14
Ethyl Acrylate	0.430	0.438	0.423	0.447	0.540	0.456	11

*not applicable  
10/11/05*

LANCASTER LABORATORIES  
VOLATILE ORGANICS IN AIR

INITIAL CALIBRATION DATA SHEET

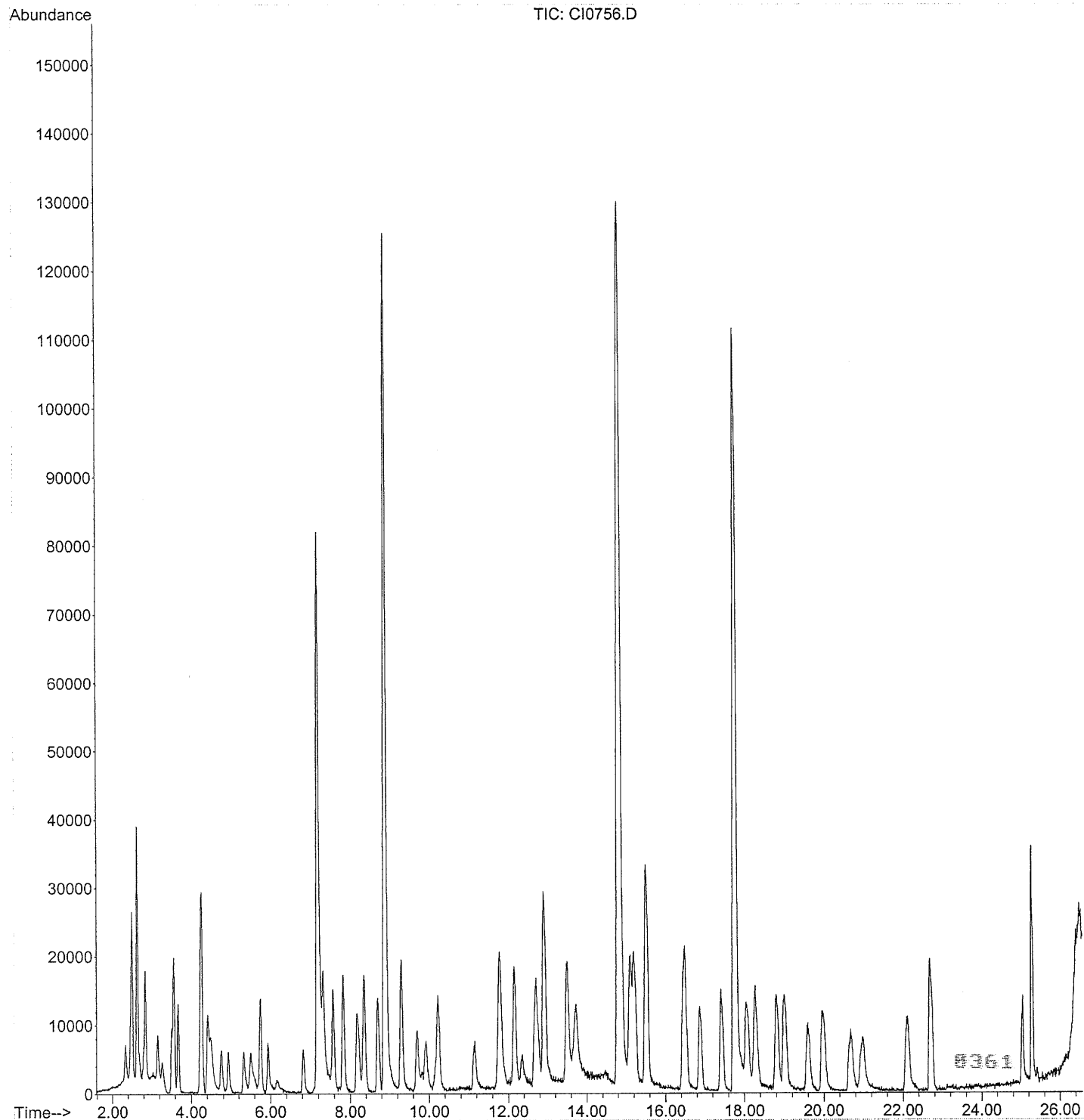
Instrument ID: HP09464

Data File Path: C:\MSDCHEM\1\DATA\SEP30

STANDARD EPA SAMPLE NO. LAB FILE ID DATE INJECTED TIME INJECTED	CAL 1 VSTD001 \CI0756.D 09/30/05 12:20	CAL 2 VSTD002 \CI0755.D 09/30/05 11:45	CAL 3 VSTD005 \CI0754.D 09/30/05 11:07	CAL 4 VSTD010 \CI0753.D 09/30/05 10:30	CAL 5 VSTD025 \CI0751.D 09/30/05 09:15		
COMPOUND NAME	Relative Response Factor (RRF)					MEAN	% RSD
	CAL 1	CAL 2	CAL 3	CAL 4	CAL 5		
1,2-Dichloropropane	0.293	0.306	0.273	0.260	0.299	0.286	7
Methyl Methacrylate	0.208	0.241	0.224	0.227	0.274	0.235	11
Dibromomethane	0.306	0.330	0.287	0.278	0.352	0.311	10
1,4-Dioxane	0.061	0.080	0.110	0.103	0.131	0.097	28
Bromodichloromethane	0.618	0.642	0.577	0.526	0.621	0.597	8
cis-1,3-Dichloropropene	0.447	0.504	0.453	0.449	0.542	0.479	9
4-Methyl-2-Pentanone	0.716	0.776	0.655	0.649	0.618	0.683	9
Toluene	1.370	1.190	1.042	1.034	1.152	1.157	12
Octane	0.883	0.778	0.638	0.618	0.650	0.714	16
trans-1,3-Dichloropropene	0.337	0.294	0.302	0.328	0.394	0.331	12
Ethyl Methacrylate	0.455	0.466	0.418	0.460	0.514	0.462	7
1,1,2-Trichloroethane	0.511	0.484	0.410	0.413	0.456	0.455	10
Tetrachloroethene	0.987	0.854	0.744	0.720	0.797	0.821	13
2-Hexanone	0.730	0.727	0.583	0.592	0.655	0.657	11
Dibromochloromethane	0.962	0.876	0.778	0.767	0.841	0.845	9
1,2-Dibromoethane	0.744	0.668	0.619	0.638	0.713	0.677	8
Chlorobenzene	1.076	1.051	0.931	0.910	0.973	0.988	7
1,1,1,2-Tetrachloroethane	0.722	0.676	0.590	0.572	0.628	0.637	10
Ethylbenzene	1.494	1.417	1.241	1.209	1.344	1.341	9
m/p-Xylene	1.119	1.031	0.934	0.927	1.047	1.011	8
o-Xylene	1.087	0.981	0.869	0.851	0.977	0.953	10
Styrene	0.789	0.697	0.641	0.648	0.771	0.709	10
Bromoform	0.688	0.647	0.570	0.574	0.653	0.626	8
Cumene	1.265	1.207	1.155	1.122	1.262	1.202	5
1,1,2,2-Tetrachloroethane	0.418	0.444	0.430	0.488	0.572	0.471	13
1,2,3-Trichloropropane	0.178	0.171	0.157	0.171	0.196	0.174	8
Bromobenzene	0.446	0.412	0.416	0.411	0.484	0.434	7
4-Ethyltoluene	1.395	1.321	1.180	1.292	1.505	1.339	9
1,3,5-Trimethylbenzene	1.374	1.198	1.017	1.053	1.179	1.164	12
Alpha Methyl Styrene	0.492	0.494	0.455	0.476	0.550	0.493	7
1,2,4-Trimethylbenzene	1.307	1.199	0.997	1.042	1.261	1.161	12
1,3-Dichlorobenzene	0.833	0.790	0.691	0.694	0.911	0.784	12
1,4-Dichlorobenzene	0.903	0.865	0.711	0.688	0.904	0.814	13
1,2-Dichlorobenzene	0.931	0.861	0.701	0.691	0.834	0.804	13
Hexachloroethane	0.504	0.452	0.402	0.401	0.481	0.448	10
1,2,4-Trichlorobenzene	0.438	0.384	0.293	0.353	0.328	0.359	15
Hexachlorobutadiene	0.503	0.425	0.320	0.339	0.384	0.394	19

Data Path : C:\MSDCHEM\1\DATA\SEP30\  
Data File : CI0756.D  
Acq On : 30 Sep 2005 12:20  
Operator : JBS  
Sample : VSTD001  
Misc :  
ALS Vial : 24 Sample Multiplier: 1

Quant Time: Sep 30 15:20:30 2005  
Quant Method : C:\MSDCHEM\1\METHODS\ALLTO15.M  
Quant Title :  
QLast Update : Fri Sep 30 12:19:49 2005  
Response via : Initial Calibration





Data Path : C:\MSDCHEM\1\DATA\SEP30\  
 Data File : CI0756.D  
 Acq On : 30 Sep 2005 12:20  
 Operator : JBS  
 Sample : VSTD001  
 Misc :  
 ALS Vial : 24 Sample Multiplier: 1

Quant Time: Sep 30 15:20:30 2005  
 Quant Method : C:\MSDCHEM\1\METHODS\ALLTO15.M  
 Quant Title :  
 QLast Update : Fri Sep 30 12:19:49 2005  
 Response via : Initial Calibration

Internal Standards	R.T.	QIon	Response	Conc	Units	Dev(Min)
1) Bromochloromethane	7.19	130	752907	10.000		-0.04
37) 1,4-Difluorobenzene	8.88	114	2872455	10.000		-0.06
51) Chlorobenzene d5	14.82	117	2847079	10.000		-0.05

Target Compounds	R.T.	QIon	Response	Conc	Units	Qvalue
2) Propene	2.47	41	57644	1.254	PPB	98
3) Dichlorodifluoromethane	2.50	85	208092	1.319	PPB	97
4) Chlorodifluoromethane	2.51	51	113744	1.210	PPB #	67
5) Freon 114	2.63	85	235873	1.403	PPB	92
6) Chloromethane	2.68	50	57119	0.845	PPB #	52
7) Vinyl Chloride	2.79	62	65280	1.203	PPB	96
8) 1,3-Butadiene	2.84	54	101518	1.225	PPB	99
9) Bromomethane	3.15	94	71038	1.212	PPB	99
10) Chloroethane	3.27	64	33503	1.219	PPB #	43
11) Dichlorofluoromethane	3.51	67	138563	1.207	PPB #	91
12) Trichlorofluoromethane	3.57	101	248038	1.287	PPB	97
13) Pentane	3.67	43	136951	1.272	PPB	97
14) Acrolein	4.27	56	4942m	0.465	PPB	
15) 1,1-Dichloroethene	4.23	61	123371	1.284	PPB	99
16) Freon 113	4.27	103	114782	1.219	PPB	93
17) Acetone	4.54	43	77270	0.969	PPB #	47
18) Methyl Iodide	4.42	142	241294	1.262	PPB	98
19) Carbon Disulfide	4.49	76	176294m	1.268	PPB	
20) Acetonitrile	4.76	41	80958	1.153	PPB #	73
21) 3-Chloropropene	4.76	76	38593m	1.381	PPB	
22) Methylene Chloride	4.93	84	54092	1.258	PPB #	60
23) tert-Butyl Alcohol	5.96	59	87442m	1.213	PPB	
24) Acrylonitrile	5.38	53	22958m	0.548	PPB	
25) trans-1,2-Dichloroethene	5.33	61	76409	1.102	PPB	93
26) Methyl t-Butyl Ether	5.51	73	201267	1.275	PPB #	48
27) Hexane	5.75	57	114331	1.258	PPB #	86
28) 1,1-Dichloroethane	5.93	63	120484	1.103	PPB	98
29) Vinyl Acetate	6.16	43	73192m	0.774	PPB	
30) cis-1,2-Dichloroethene	6.83	61	72991	1.002	PPB	93
31) 2-Butanone	7.17	72	9399m	0.484	PPB	
32) Ethyl Acetate	7.23	70	3632m	0.395	PPB	
33) Methyl Acrylate	7.18	55	75857m	1.004	PPB	
34) Chloroform	7.33	83	153643	1.199	PPB #	80
35) 1,1,1-Trichloroethane	7.57	97	178034	1.208	PPB	98
36) Carbon Tetrachloride	7.83	117	209228	1.136	PPB	95
38) 1,2-Dichloroethane	8.24	62	80254	0.895	PPB #	43
39) Benzene	8.18	78	217493	1.031	PPB	97
40) Isooctane	8.35	57	354383	1.098	PPB #	97
41) Heptane	8.70	43	143122	1.083	PPB #	63
42) Trichloroethene	9.30	130	186099	1.167	PPB	97
43) Ethyl Acrylate	9.81	55	131031	0.976	PPB #	80
44) 1,2-Dichloropropane	9.70	63	84239	1.017	PPB #	84
45) Methyl Methacrylate	10.16	69	63720m	0.953	PPB	
46) Dibromomethane	9.92	174	93463	1.010	PPB	92 0362
47) 1,4-Dioxane	10.85	88	18544m	0.619	PPB	
48) Bromodichloromethane	10.23	83	188317	1.110	PPB #	89

Data Path : C:\MSDCHEM\1\DATA\SEP30\  
 Data File : CI0756.D  
 Acq On : 30 Sep 2005 12:20  
 Operator : JBS  
 Sample : VSTD001  
 Misc :  
 ALS Vial : 24 Sample Multiplier: 1

Quant Time: Sep 30 15:20:30 2005  
 Quant Method : C:\MSDCHEM\1\METHODS\ALLTO15.M  
 Quant Title :  
 QLast Update : Fri Sep 30 12:19:49 2005  
 Response via : Initial Calibration

Internal Standards	R.T.	QIon	Response	Conc	Units	Dev(Min)
49) cis-1,3-Dichloropropene	11.16	75	115483m	0.822	PPB	
50) 4-Methyl-2-Pentanone	11.76	43	216021m	1.016	PPB	
52) Toluene	11.79	91	389947	1.212	PPB	99
53) Octane	12.14	43	261575m	1.258	PPB	
54) trans-1,3-Dichloropropene	12.35	75	86458	0.875	PPB	# 75
55) Ethyl Methacrylate	12.74	69	128832	0.993	PPB	# 1
56) 1,1,2-Trichloroethane	12.68	97	138146m	1.094	PPB	
57) Tetrachloroethene	12.91	166	281119	1.258	PPB	97
58) 2-Hexanone	13.73	43	218153m	1.063	PPB	
59) Dibromochloromethane	13.51	127	272535	1.158	PPB	100
60) 1,2-Dibromoethane	13.72	107	211923	1.064	PPB	96
61) Chlorobenzene	14.88	112	306315	1.136	PPB	# 65
62) 1,1,1,2-Tetrachloroethane	15.11	131	195176	1.140	PPB	# 51
63) Ethylbenzene	15.20	91	425285	1.161	PPB	99
64) m/p-Xylene	15.51	91	621291	2.249	PPB	98
65) o-Xylene	16.45	91	309485m	1.228	PPB	
66) Styrene	16.50	104	224563m	1.171	PPB	
67) Bromoform	16.87	173	206645	1.247	PPB	97
68) Cumene	17.41	105	378304	1.178	PPB	# 72
69) 1,1,2,2-Tetrachloroethane	18.25	83	125075	0.951	PPB	# 27
70) 1,2,3-Trichloropropane	18.28	110	53140m	1.117	PPB	
71) Bromobenzene	18.07	156	134472m	1.118	PPB	
72) 4-Ethyltoluene	18.80	105	377406	1.051	PPB	# 83
73) 1,3,5-Trimethylbenzene	18.99	105	391276	1.269	PPB	# 29
74) Alpha Methyl Styrene	19.58	118	147008m	1.094	PPB	
75) 1,2,4-Trimethylbenzene	19.99	105	353549	1.160	PPB	95
76) 1,3-Dichlorobenzene	20.68	146	237237m	1.089	PPB	
77) 1,4-Dichlorobenzene	20.97	146	257183m	1.161	PPB	
78) Benzyl Chloride	16.45	91	309863m	1.230	PPB	
79) 1,2-Dichlorobenzene	22.10	146	265025m	1.224	PPB	
80) Hexachloroethane	22.68	117	152179	1.249	PPB	# 50
81) 1,2,4-Trichlorobenzene	25.05	180	124721m	1.314	PPB	
82) Hexachlorobutadiene	25.28	225	135991m	1.361	PPB	

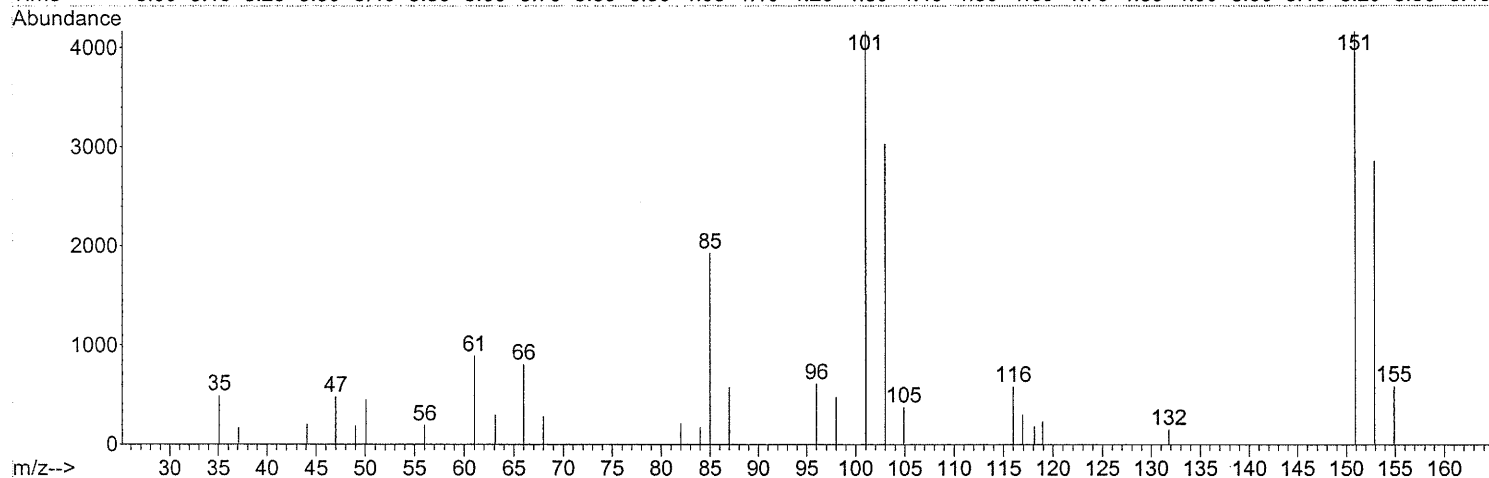
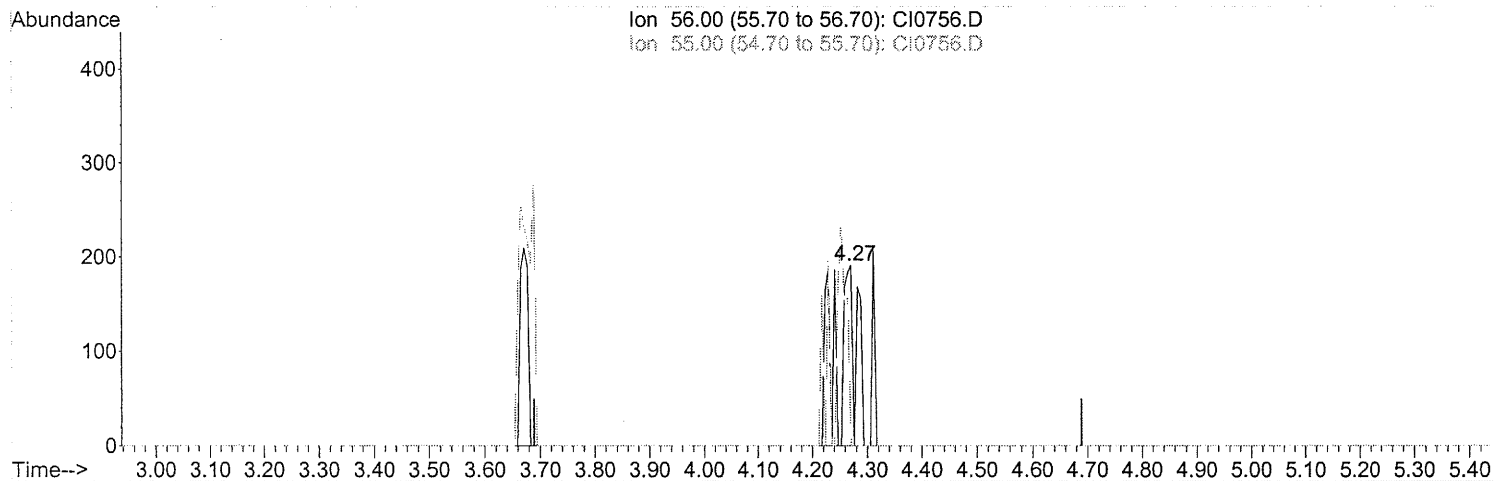
(#) = qualifier out of range (m) = manual integration (+) = signals summed

0363

Quantitation Report (Qedit)

Data Path : C:\MSDCHEM\1\DATA\SEP30\  
Data File : CI0756.D  
Acq On : 30 Sep 2005 12:20  
Operator : JBS  
Sample : VSTD001  
Misc :  
ALS Vial : 24 Sample Multiplier: 1

Quant Time: Sep 30 12:46:53 2005  
Quant Method : C:\MSDCHEM\1\METHODS\ALLTO15.M  
Quant Title :  
QLast Update : Fri Sep 30 12:19:49 2005  
Response via : Initial Calibration



TIC: CI0756.D

(14) Acrolein

4.270min (+0.081) 0.46PPB m

response 4942

Ion	Exp%	Act%
56.00	100	100
55.00	62.80	0.00#
0.00	0.00	0.00
0.00	0.00	0.00

*S. S. S.*

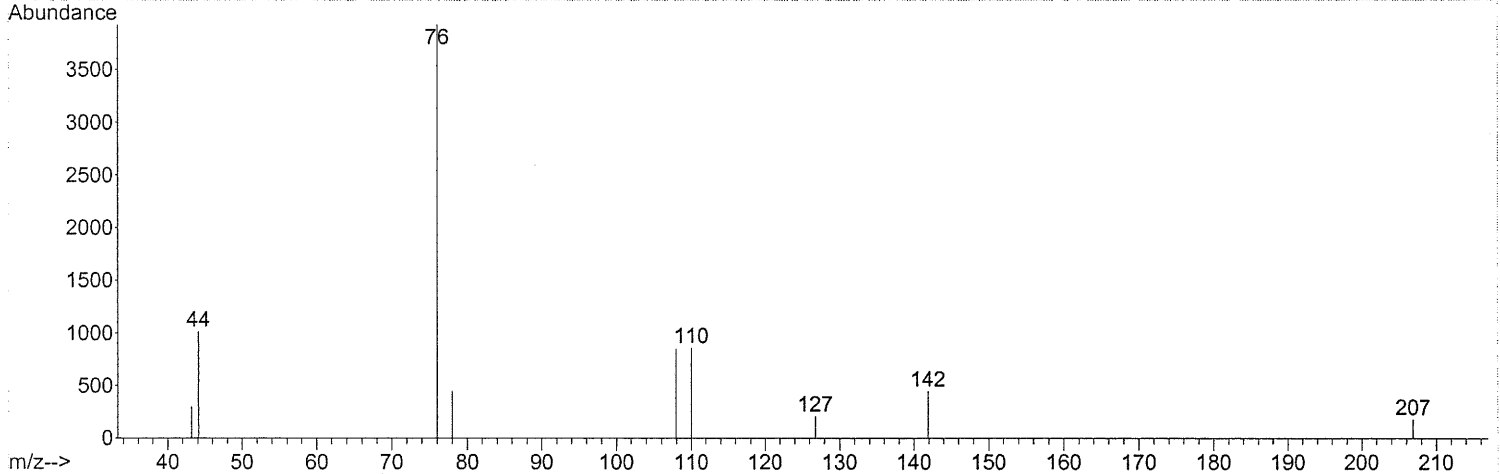
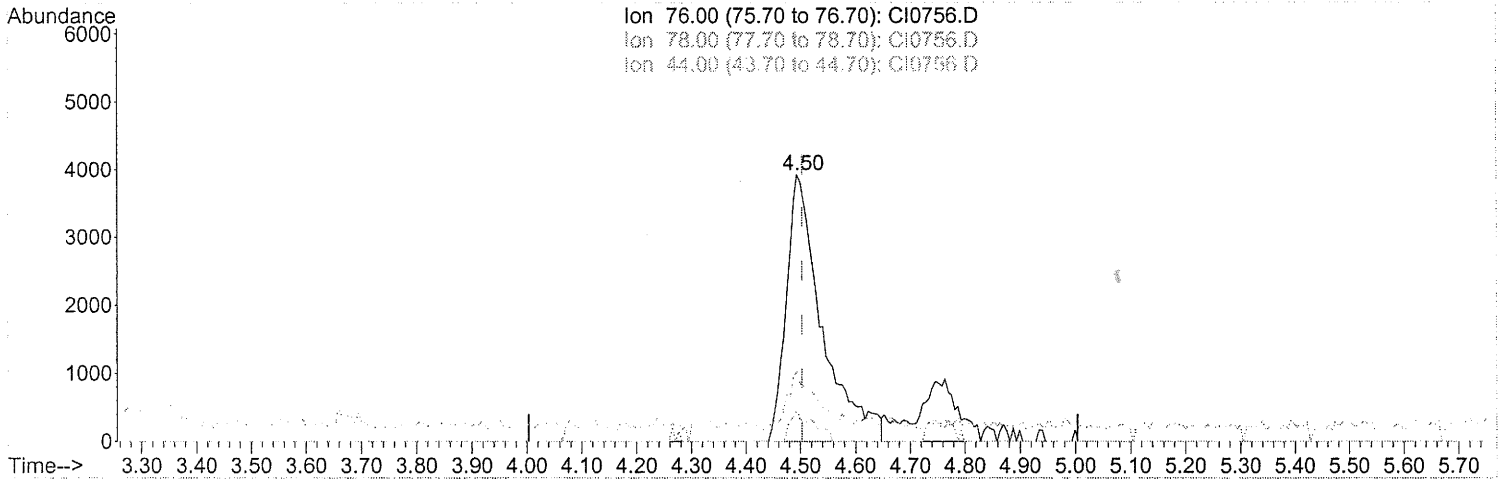
*Missy 10/6/05*

*OMR/412  
10/6/05*

0364

Data Path : C:\MSDCHEM\1\DATA\SEP30\  
Data File : CI0756.D  
Acq On : 30 Sep 2005 12:20  
Operator : JBS  
Sample : VSTD001  
Misc :  
ALS Vial : 24 Sample Multiplier: 1

Quant Time: Sep 30 12:46:53 2005  
Quant Method : C:\MSDCHEM\1\METHODS\ALLTO15.M  
Quant Title :  
QLast Update : Fri Sep 30 12:19:49 2005  
Response via : Initial Calibration



TIC: CI0756.D

(19) Carbon Disulfide  
4.494min (-0.010) 1.27PPB m  
response 176294

*OMR/412  
10/6/05*

*SMT peak*

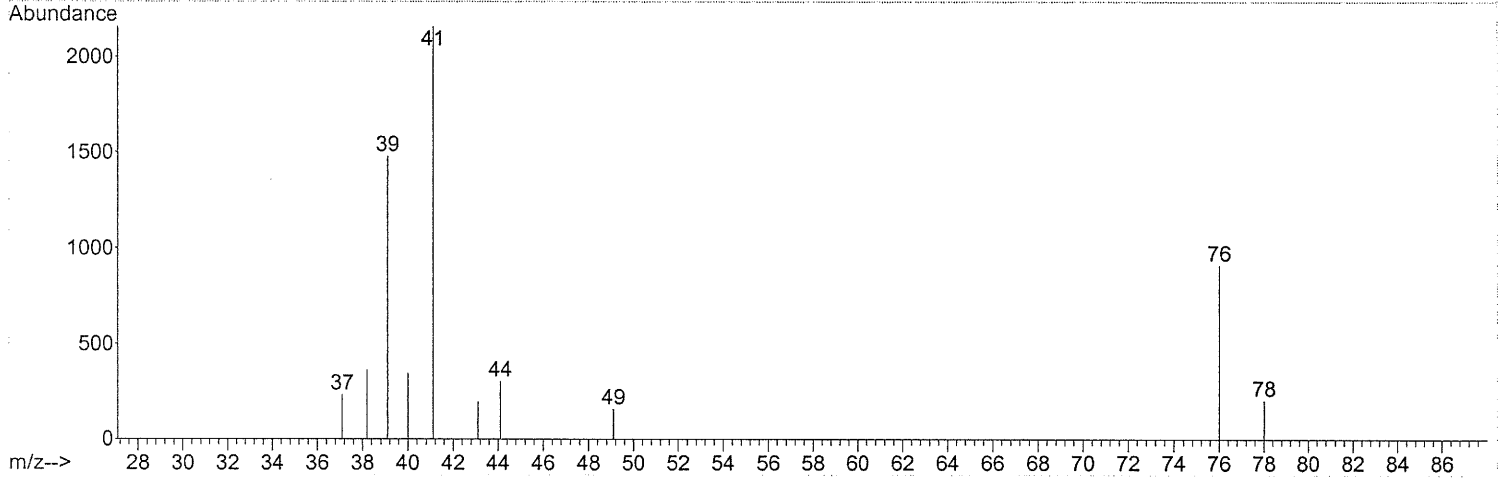
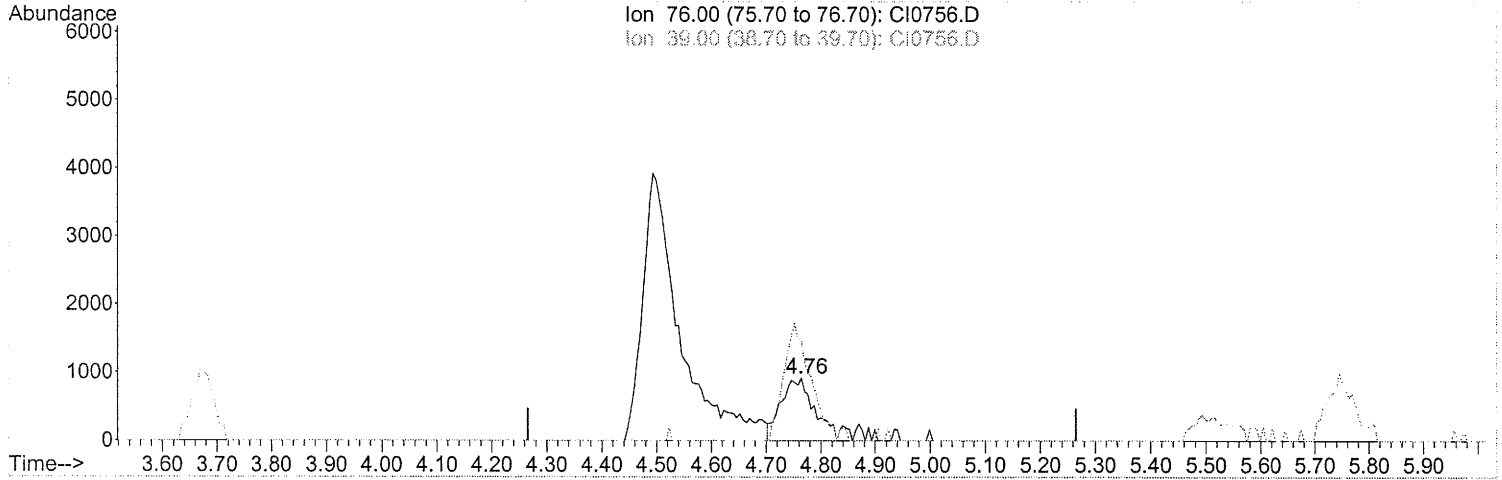
*10/6/05*

Ion	Exp%	Act%
76.00	100	100
78.00	9.00	0.00#
44.00	21.70	13.61#
0.00	0.00	0.00

8365

Data Path : C:\MSDCHEM\1\DATA\SEP30\  
Data File : CI0756.D  
Acq On : 30 Sep 2005 12:20  
Operator : JBS  
Sample : VSTD001  
Misc :  
ALS Vial : 24 Sample Multiplier: 1

Quant Time: Sep 30 12:46:53 2005  
Quant Method : C:\MSDCHEM\1\METHODS\ALLTO15.M  
Quant Title :  
QLast Update : Fri Sep 30 12:19:49 2005  
Response via : Initial Calibration



(21) 3-Chloropropene

4.764min (-0.002) 1.38PPB m

response 38593

Ion	Exp%	Act%
76.00	100	100
39.00	289.60	0.00#
0.00	0.00	0.00
0.00	0.00	0.00

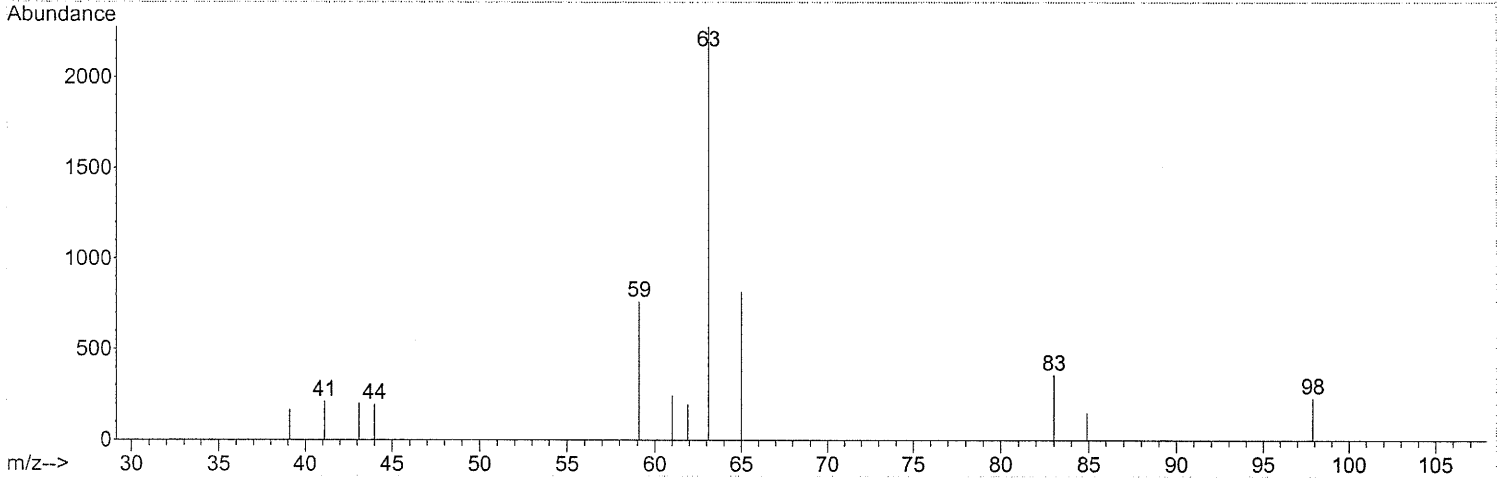
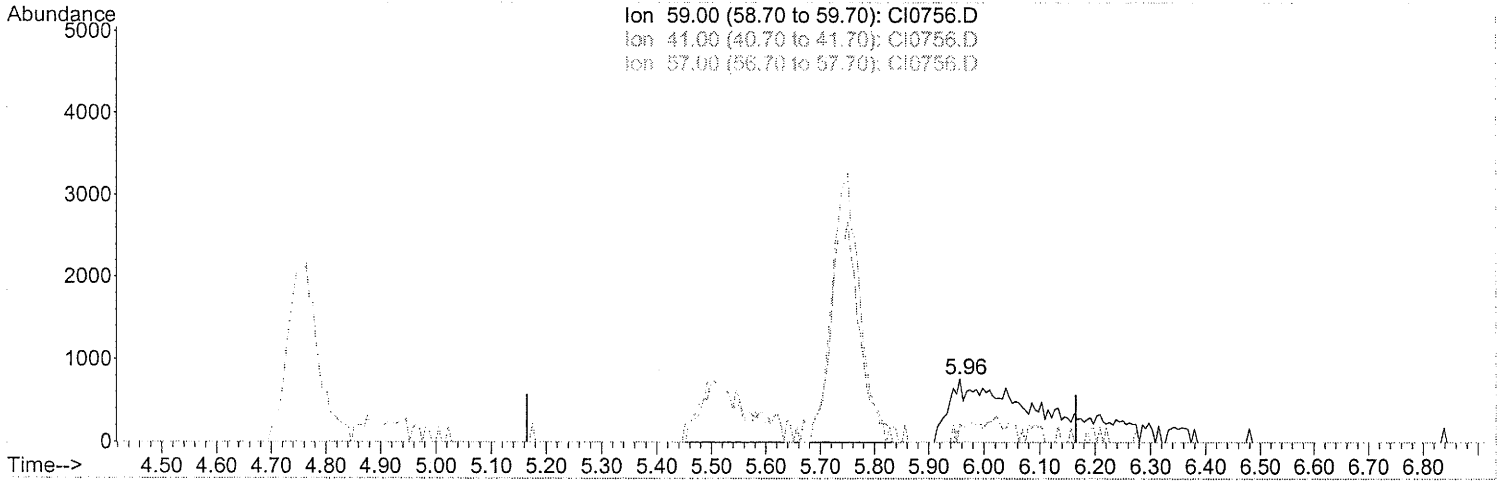
*SPARK*  
*Amr/412*  
*10/6/05*  
*Amr/412*  
*10/11/05*

8366

Quantitation Report (Qedit)

Data Path : C:\MSDCHEM\1\DATA\SEP30\  
Data File : CI0756.D  
Acq On : 30 Sep 2005 12:20  
Operator : JBS  
Sample : VSTD001  
Misc :  
ALS Vial : 24 Sample Multiplier: 1

Quant Time: Sep 30 12:46:53 2005  
Quant Method : C:\MSDCHEM\1\METHODS\ALLTO15.M  
Quant Title :  
QLast Update : Fri Sep 30 12:19:49 2005  
Response via : Initial Calibration



(23) tert-Butyl Alcohol  
5.957min (+0.291) 1.21PPB m  
response 87442

Ion	Exp%	Act%
59.00	100	100
41.00	0.00	0.00
57.00	0.00	0.00
0.00	0.00	0.00

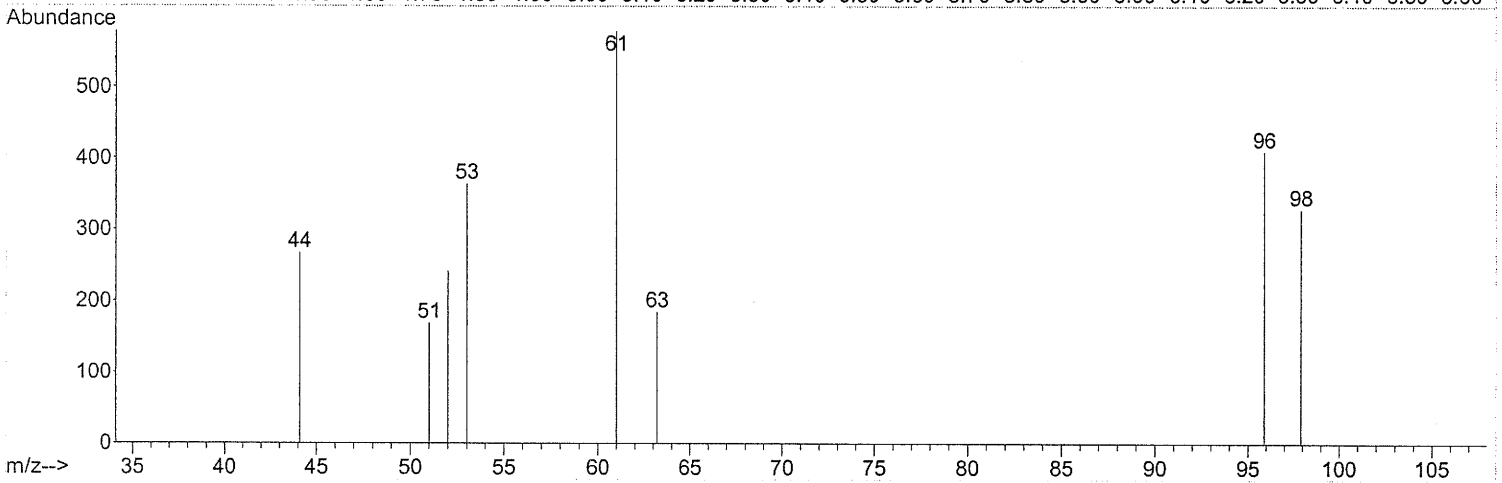
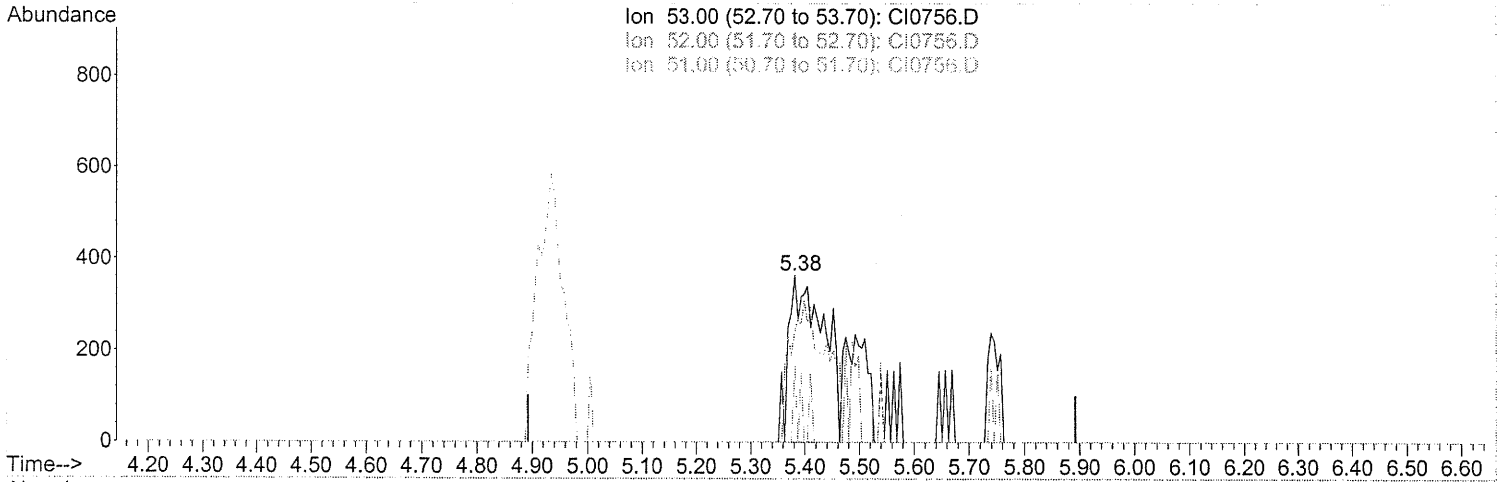
*Handwritten notes:*  
CME/412  
10/6/05  
SMT p...k  
11/18/05  
12/6/05

0367

Quantitation Report (Qedit)

Data Path : C:\MSDCHEM\1\DATA\SEP30\  
Data File : CI0756.D  
Acq On : 30 Sep 2005 12:20  
Operator : JBS  
Sample : VSTD001  
Misc :  
ALS Vial : 24 Sample Multiplier: 1

Quant Time: Sep 30 12:46:53 2005  
Quant Method : C:\MSDCHEM\1\METHODS\ALLTO15.M  
Quant Title :  
QLast Update : Fri Sep 30 12:19:49 2005  
Response via : Initial Calibration



TIC: CI0756.D

(24) Acrylonitrile

5.381min (-0.012) 0.55PPB m

response 22958

*Handwritten notes:*  
CME/412  
10/6/05  
SMA post  
Anny  
10/6/05

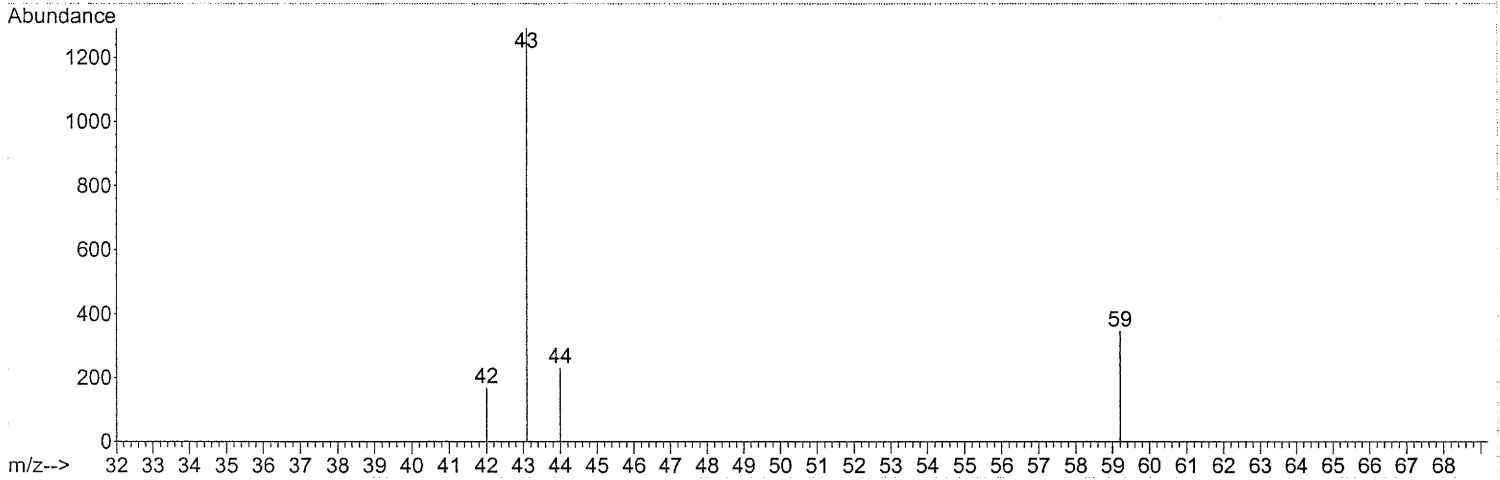
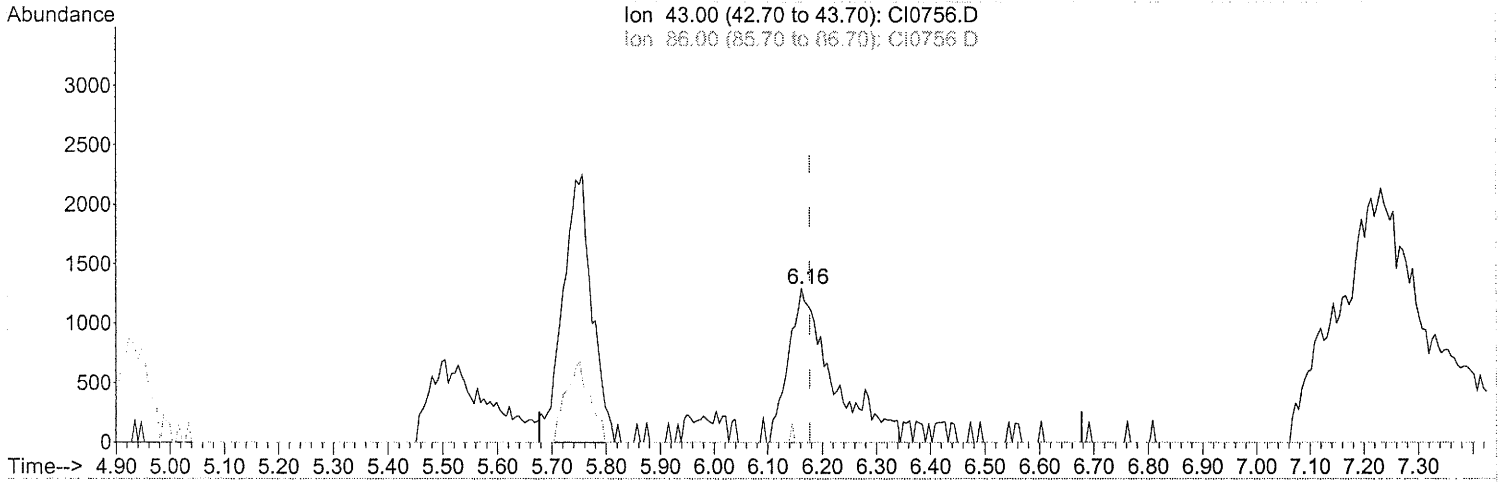
Ion	Exp%	Act%
53.00	100	100
52.00	83.10	0.00#
51.00	36.80	0.00#
0.00	0.00	0.00

0368

Quantitation Report (Qedit)

Data Path : C:\MSDCHEM\1\DATA\SEP30\  
Data File : CI0756.D  
Acq On : 30 Sep 2005 12:20  
Operator : JBS  
Sample : VSTD001  
Misc :  
ALS Vial : 24 Sample Multiplier: 1

Quant Time: Sep 30 12:46:53 2005  
Quant Method : C:\MSDCHEM\1\METHODS\ALLTO15.M  
Quant Title :  
QLast Update : Fri Sep 30 12:19:49 2005  
Response via : Initial Calibration



(29) Vinyl Acetate  
6.162min (-0.015) 0.77PPB m  
response 73192

Ion	Exp%	Act%
43.00	100	100
86.00	7.80	0.00#
0.00	0.00	0.00
0.00	0.00	0.00

*OmR/412*  
*10/6/05*

*Schiff peak*  
*Abn*  
*2/6/05*

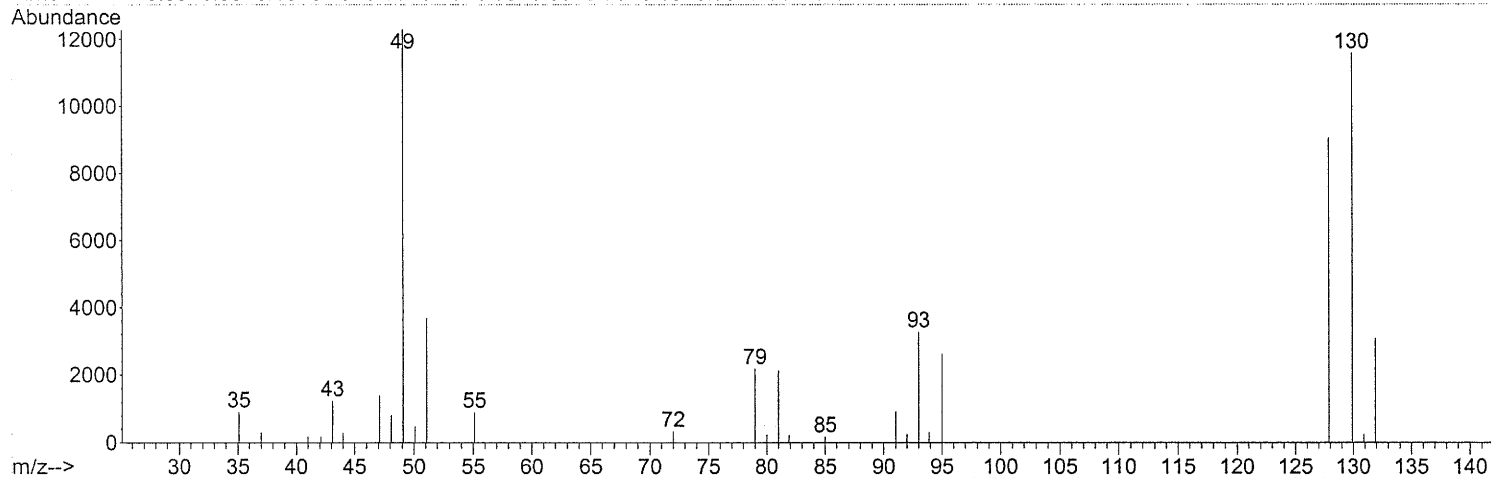
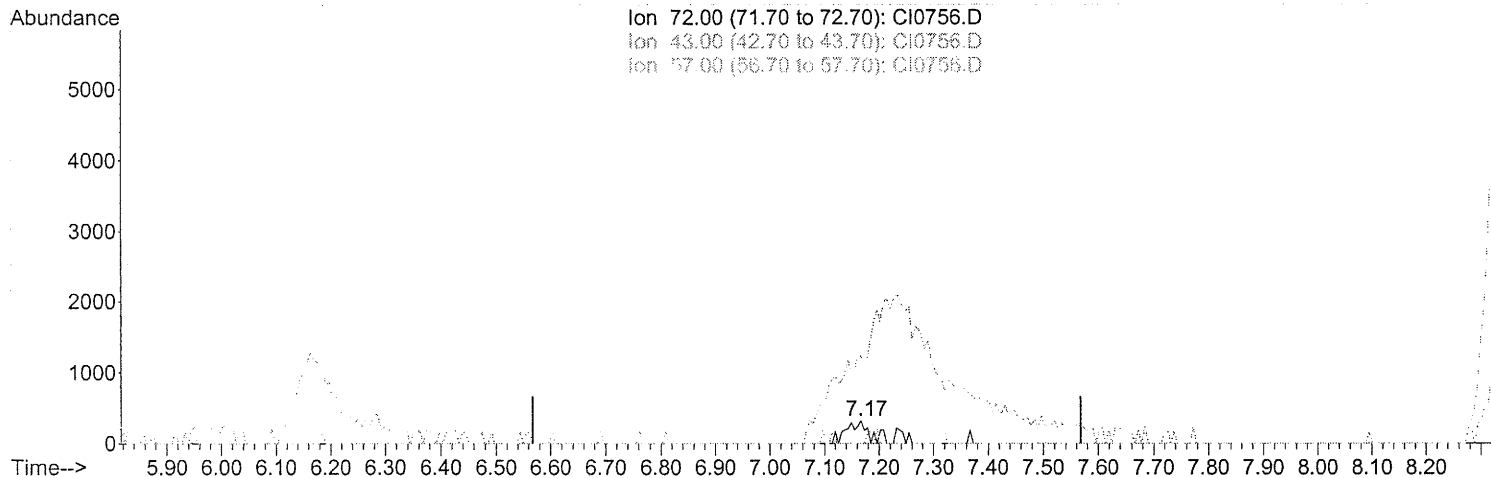
8369



Quantitation Report (Qedit)

Data Path : C:\MSDCHEM\1\DATA\SEP30\  
Data File : CI0756.D  
Acq On : 30 Sep 2005 12:20  
Operator : JBS  
Sample : VSTD001  
Misc :  
ALS Vial : 24 Sample Multiplier: 1

Quant Time: Sep 30 12:46:53 2005  
Quant Method : C:\MSDCHEM\1\METHODS\ALLTO15.M  
Quant Title :  
QLast Update : Fri Sep 30 12:19:49 2005  
Response via : Initial Calibration



(31) 2-Butanone  
7.167min (+0.099) 0.48PPB m

response 9399

Ion	Exp%	Act%
72.00	100	100
43.00	0.00	0.00
57.00	0.00	0.00
0.00	0.00	0.00

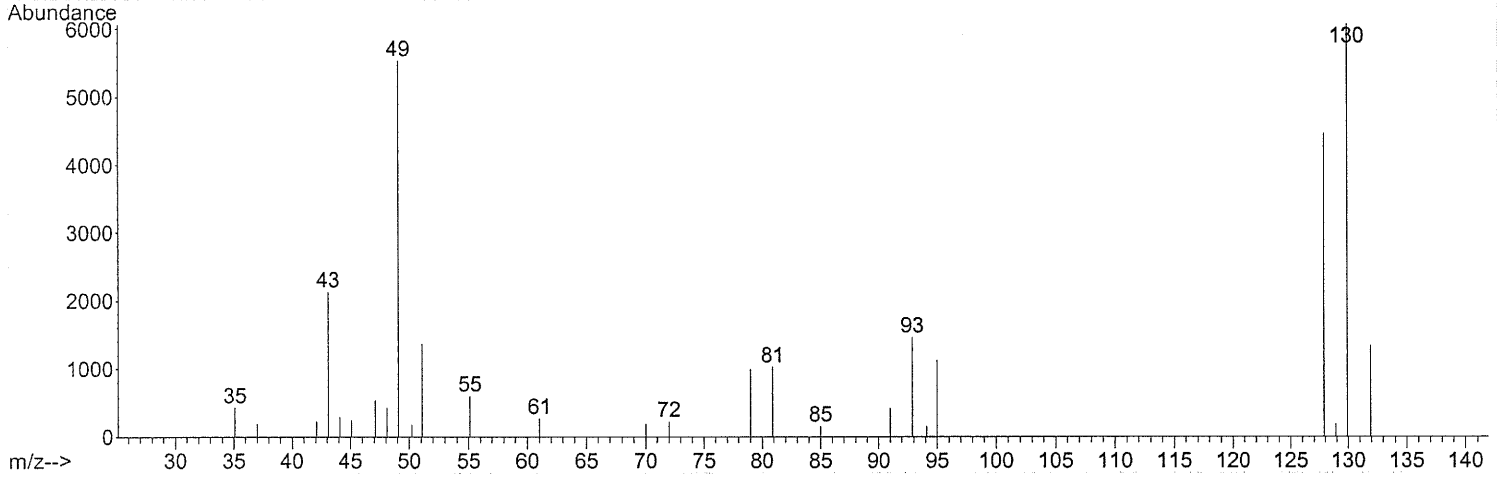
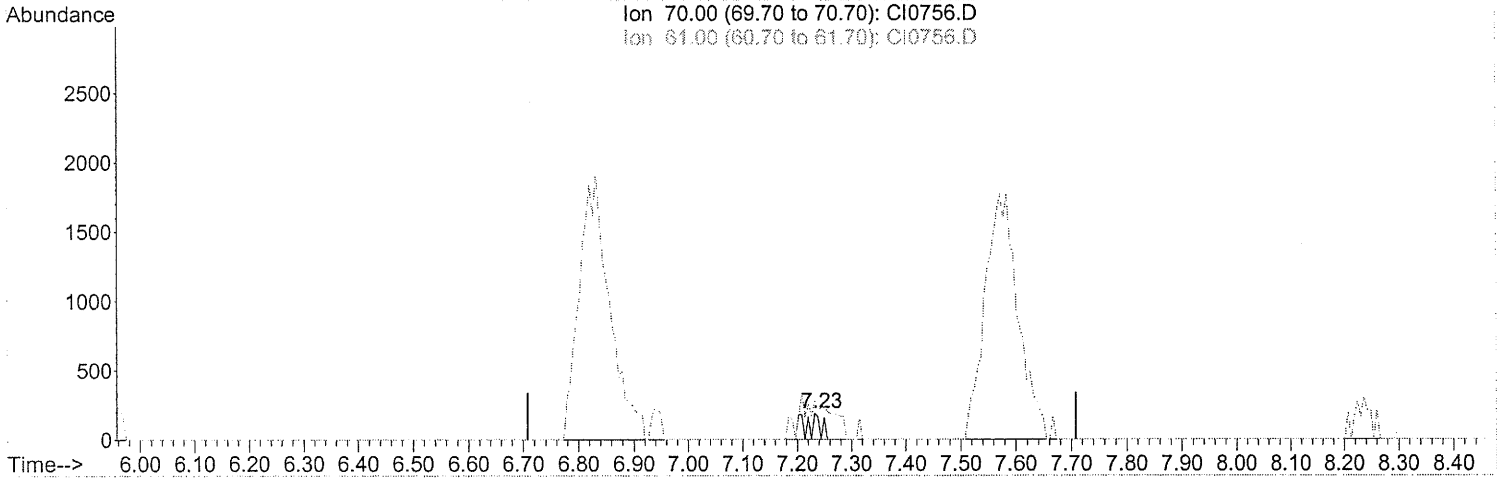
*Spot peak*  
*OME/412*  
*10/6/05*  
*10/16/05*

8378

Quantitation Report (Qedit)

Data Path : C:\MSDCHEM\1\DATA\SEP30\  
Data File : CI0756.D  
Acq On : 30 Sep 2005 12:20  
Operator : JBS  
Sample : VSTD001  
Misc :  
ALS Vial : 24 Sample Multiplier: 1

Quant Time: Sep 30 12:46:53 2005  
Quant Method : C:\MSDCHEM\1\METHODS\ALLTO15.M  
Quant Title :  
QLast Update : Fri Sep 30 12:19:49 2005  
Response via : Initial Calibration



(32) Ethyl Acetate  
7.232min (+0.024) 0.39PPB m  
response 3632

Ion	Exp%	Act%
70.00	100	100
61.00	0.00	0.00
0.00	0.00	0.00
0.00	0.00	0.00

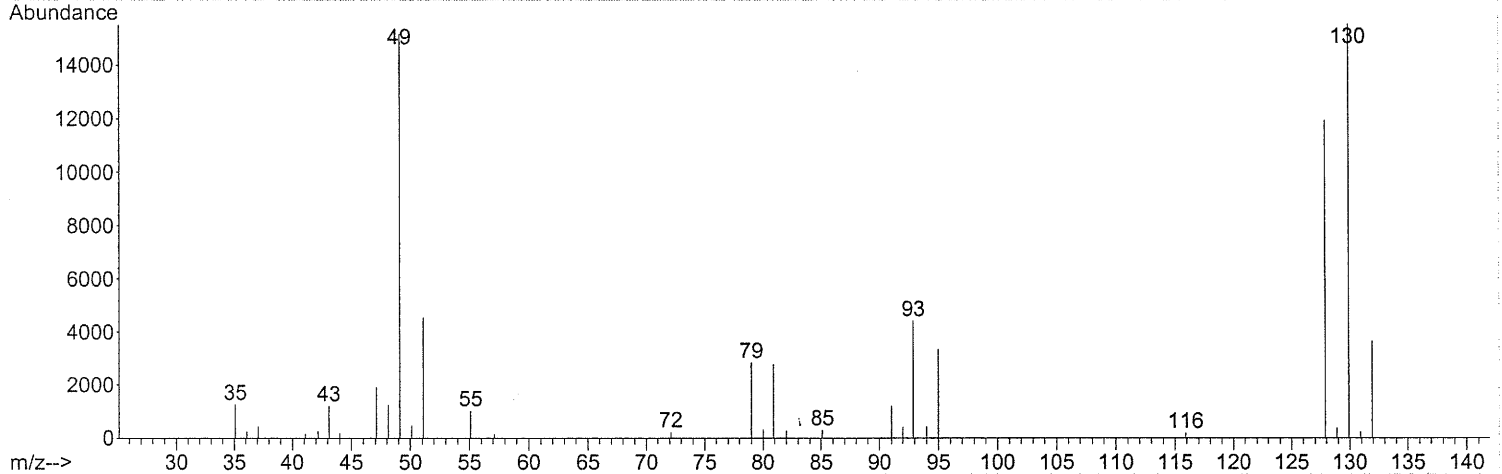
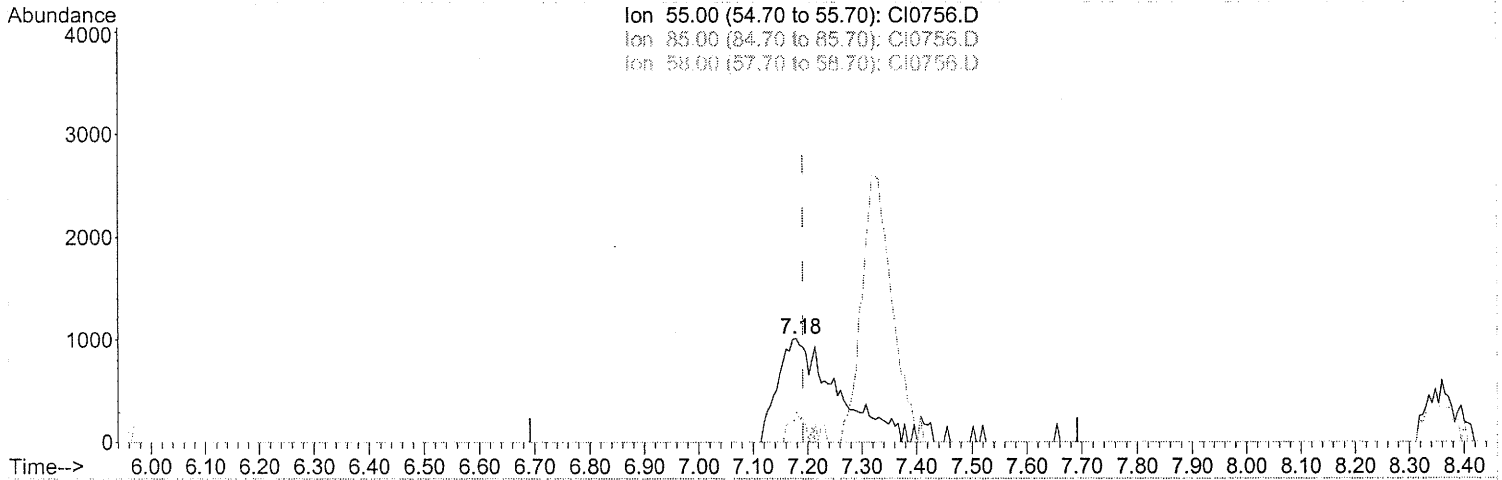
*Om 1/412  
10/6/05*

*Sawyer  
KJ  
10/1/05*

8371

Data Path : C:\MSDCHEM\1\DATA\SEP30\  
Data File : CI0756.D  
Acq On : 30 Sep 2005 12:20  
Operator : JBS  
Sample : VSTD001  
Misc :  
ALS Vial : 24 Sample Multiplier: 1

Quant Time: Sep 30 12:46:53 2005  
Quant Method : C:\MSDCHEM\1\METHODS\ALLTO15.M  
Quant Title :  
QLast Update : Fri Sep 30 12:19:49 2005  
Response via : Initial Calibration



(33) Methyl Acrylate

7.179min (-0.013) 1.00PPB m

response 75857

Ion	Exp%	Act%
55.00	100	100
85.00	14.70	0.00#
58.00	7.80	0.00#
0.00	0.00	0.00

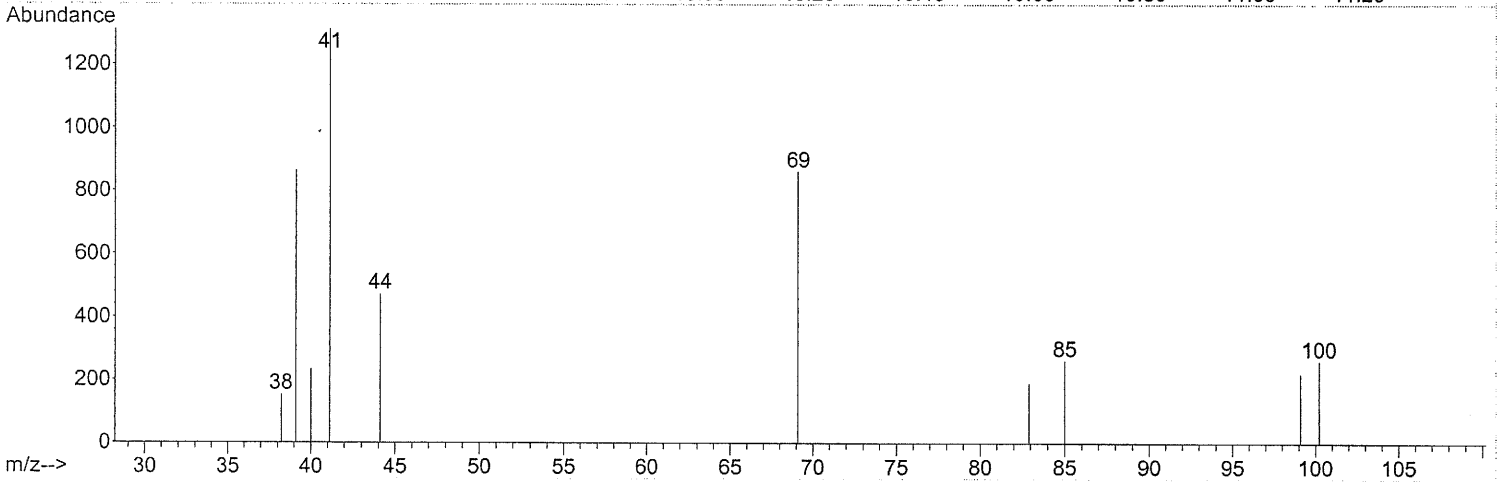
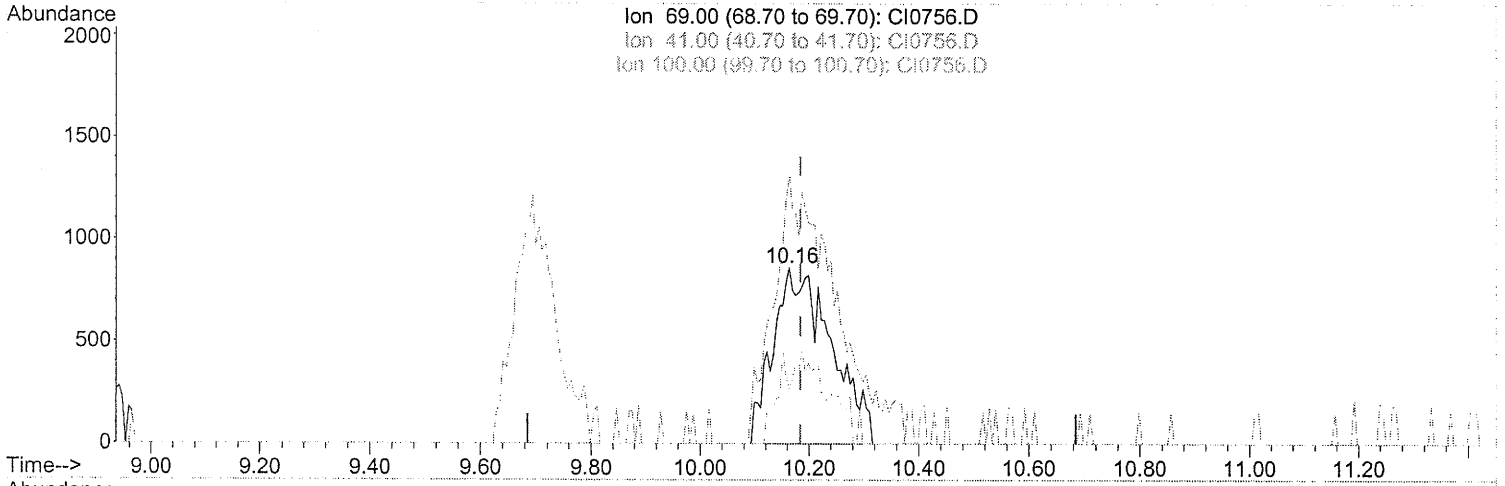
*Handwritten notes:*  
CME/412  
10/6/05  
S...  
AK...  
10/6/05

0372

Quantitation Report (Qedit)

Data Path : C:\MSDCHEM\1\DATA\SEP30\  
Data File : CI0756.D  
Acq On : 30 Sep 2005 12:20  
Operator : JBS  
Sample : VSTD001  
Misc :  
ALS Vial : 24 Sample Multiplier: 1

Quant Time: Sep 30 12:46:53 2005  
Quant Method : C:\MSDCHEM\1\METHODS\ALLTO15.M  
Quant Title :  
QLast Update : Fri Sep 30 12:19:49 2005  
Response via : Initial Calibration



(45) Methyl Methacrylate

10.163min (-0.021) 0.95PPB m

response 63720

Ion	Exp%	Act%
69.00	100	100
41.00	175.40	0.00#
100.00	44.60	0.00#
0.00	0.00	0.00

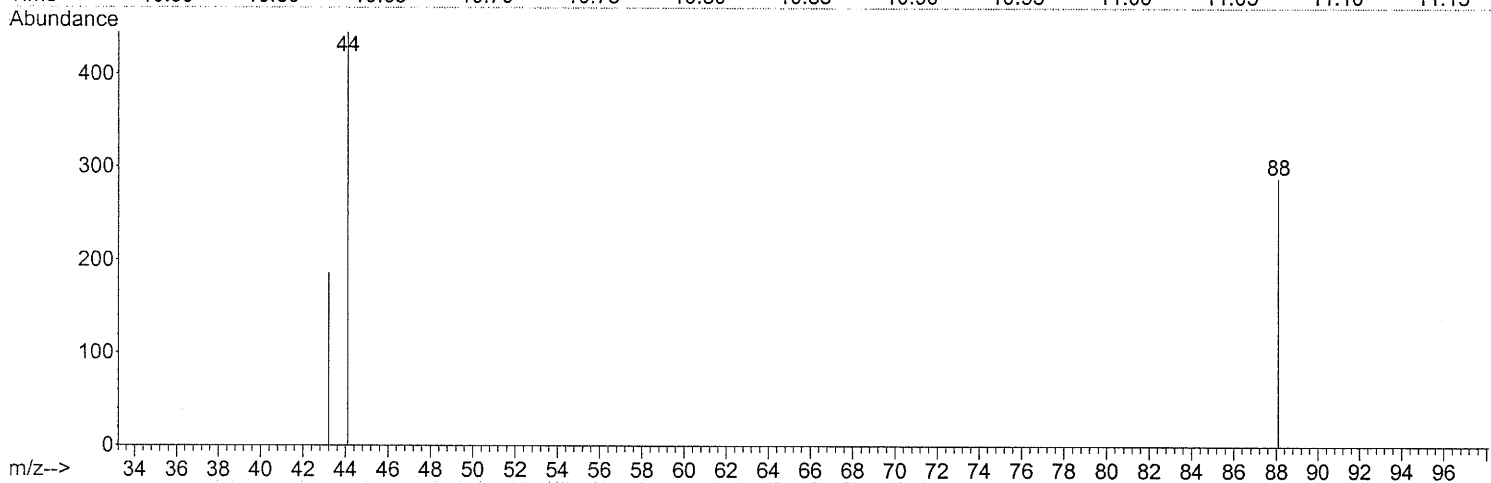
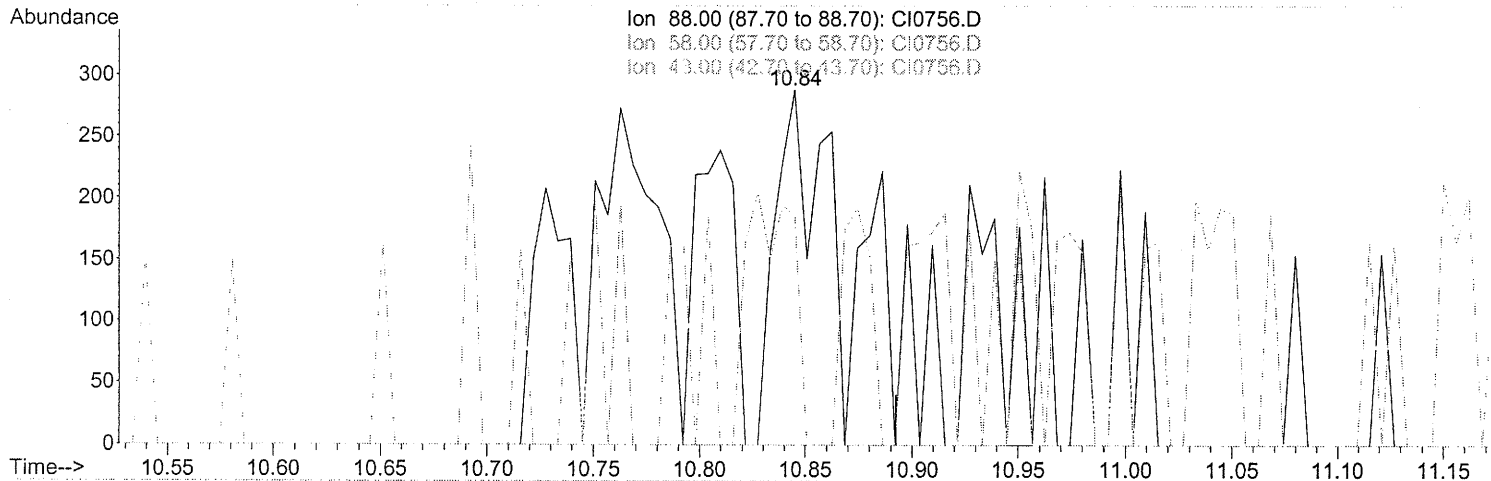
*Om2/412  
10/6/05*

*Spot check  
JBS  
11/1/05*

0373

Data Path : C:\MSDCHEM\1\DATA\SEP30\  
 Data File : CI0756.D  
 Acq On : 30 Sep 2005 12:20  
 Operator : JBS  
 Sample : VSTD001  
 Misc :  
 ALS Vial : 24 Sample Multiplier: 1

Quant Time: Sep 30 12:46:53 2005  
 Quant Method : C:\MSDCHEM\1\METHODS\ALLTO15.M  
 Quant Title :  
 QLast Update : Fri Sep 30 12:19:49 2005  
 Response via : Initial Calibration



(47) 1,4-Dioxane

10.845min (+0.453) 0.62PPB m

response 18544

Ion	Exp%	Act%
88.00	100	100
58.00	63.20	0.00#
43.00	2.30	0.00#
0.00	0.00	0.00

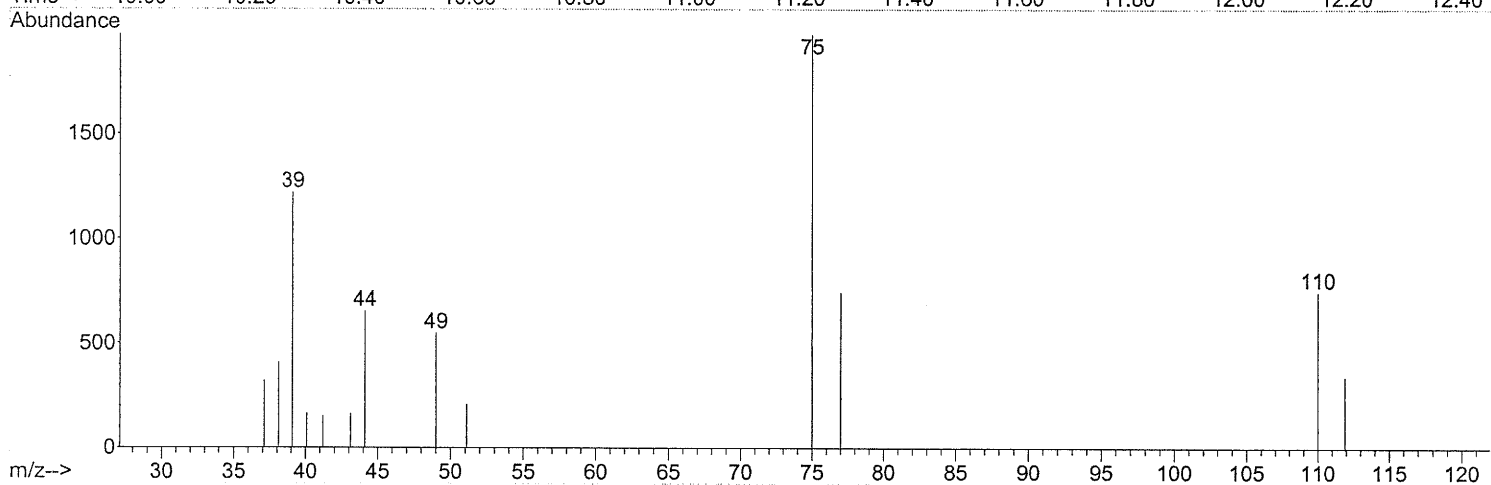
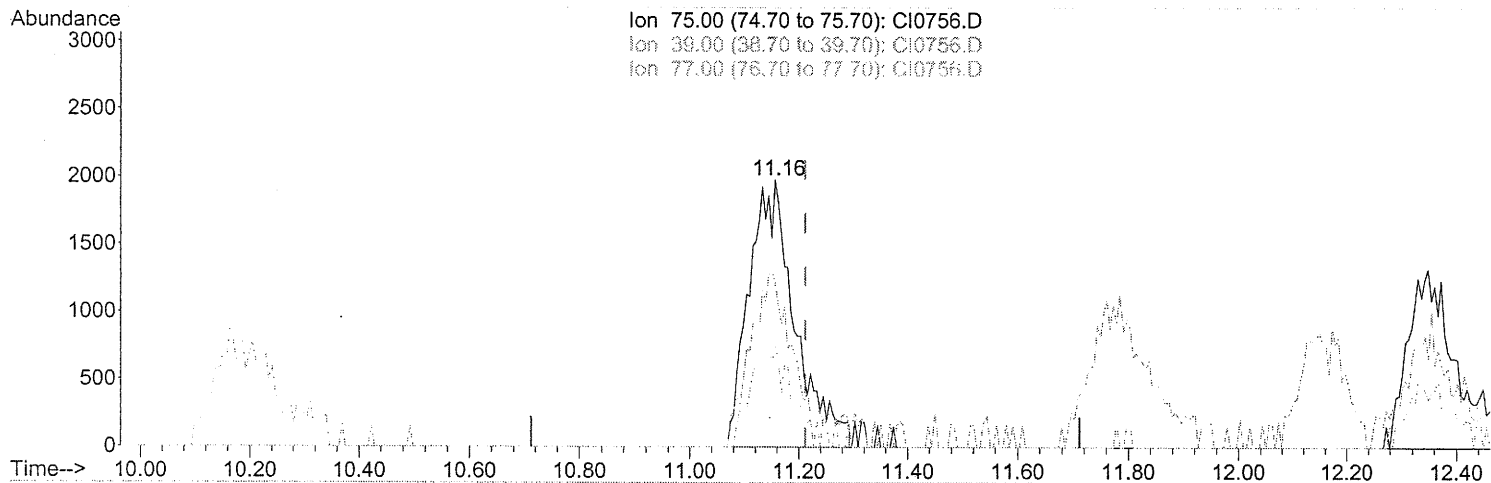
*Base mt*  
*0.62/412*  
*10/6/05*  
*JMS*  
*12/6/05*

8374

Quantitation Report (Qedit)

Data Path : C:\MSDCHEM\1\DATA\SEP30\  
Data File : CI0756.D  
Acq On : 30 Sep 2005 12:20  
Operator : JBS  
Sample : VSTD001  
Misc :  
ALS Vial : 24 Sample Multiplier: 1

Quant Time: Sep 30 12:46:53 2005  
Quant Method : C:\MSDCHEM\1\METHODS\ALLTO15.M  
Quant Title :  
QLast Update : Fri Sep 30 12:19:49 2005  
Response via : Initial Calibration



TIC: CI0756.D

(49) cis-1,3-Dichloropropene

11.156min (-0.056) 0.82PPB m

response 115483

Ion	Exp%	Act%
75.00	100	100
39.00	0.00	0.00
77.00	18.40	0.00#
0.00	0.00	0.00

*0.82/412  
10/6/05*

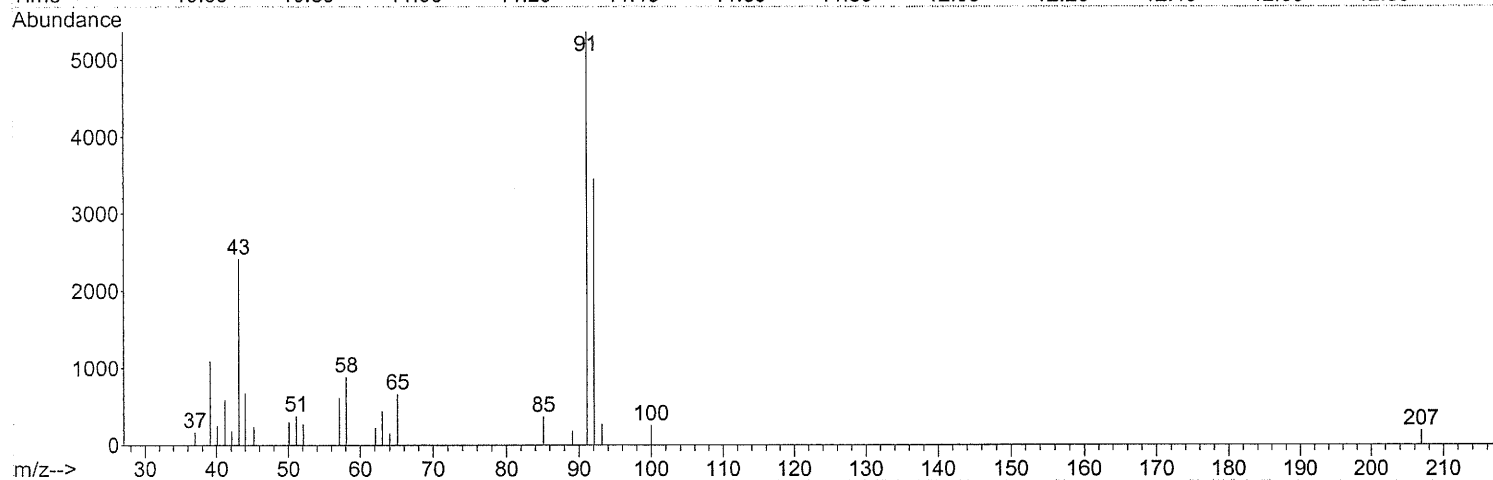
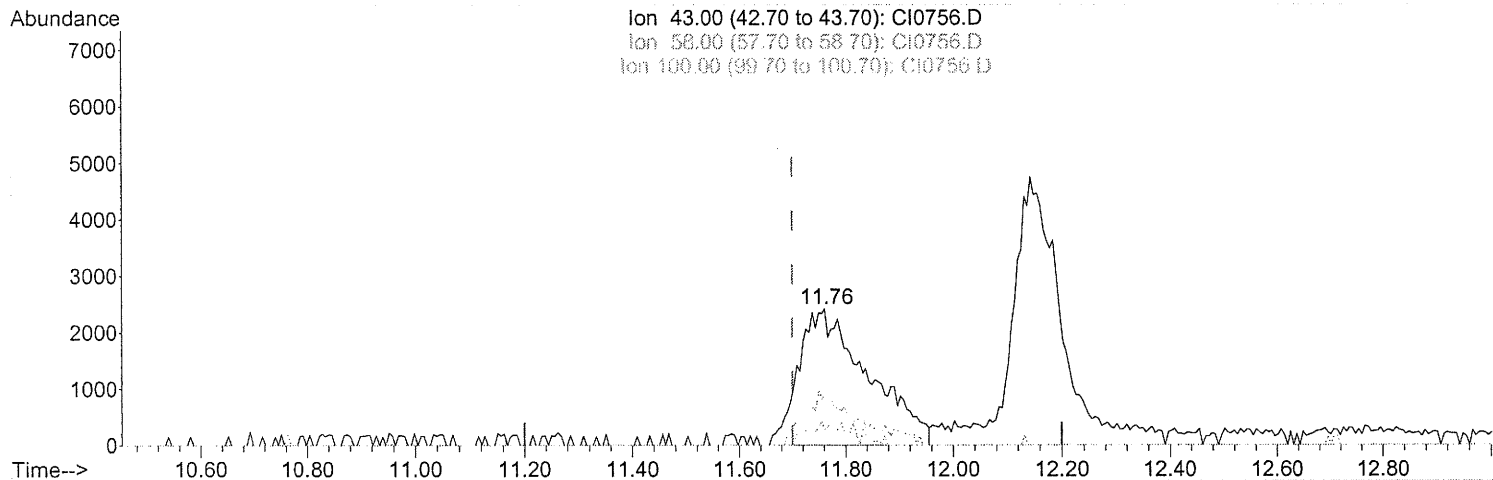
*Sample  
4/15/05  
13/11/05*

0375

Quantitation Report (Qedit)

Data Path : C:\MSDCHEM\1\DATA\SEP30\  
 Data File : CI0756.D  
 Acq On : 30 Sep 2005 12:20  
 Operator : JBS  
 Sample : VSTD001  
 Misc :  
 ALS Vial : 24 Sample Multiplier: 1

Quant Time: Sep 30 12:46:53 2005  
 Quant Method : C:\MSDCHEM\1\METHODS\ALLTO15.M  
 Quant Title :  
 QLast Update : Fri Sep 30 12:19:49 2005  
 Response via : Initial Calibration



TIC: CI0756.D

(50) 4-Methyl-2-Pentanone  
 11.762min (+0.061) 1.02PPB m  
 response 216021

Ion	Exp%	Act%
43.00	100	100
58.00	32.40	0.00#
100.00	11.90	0.00#
0.00	0.00	0.00

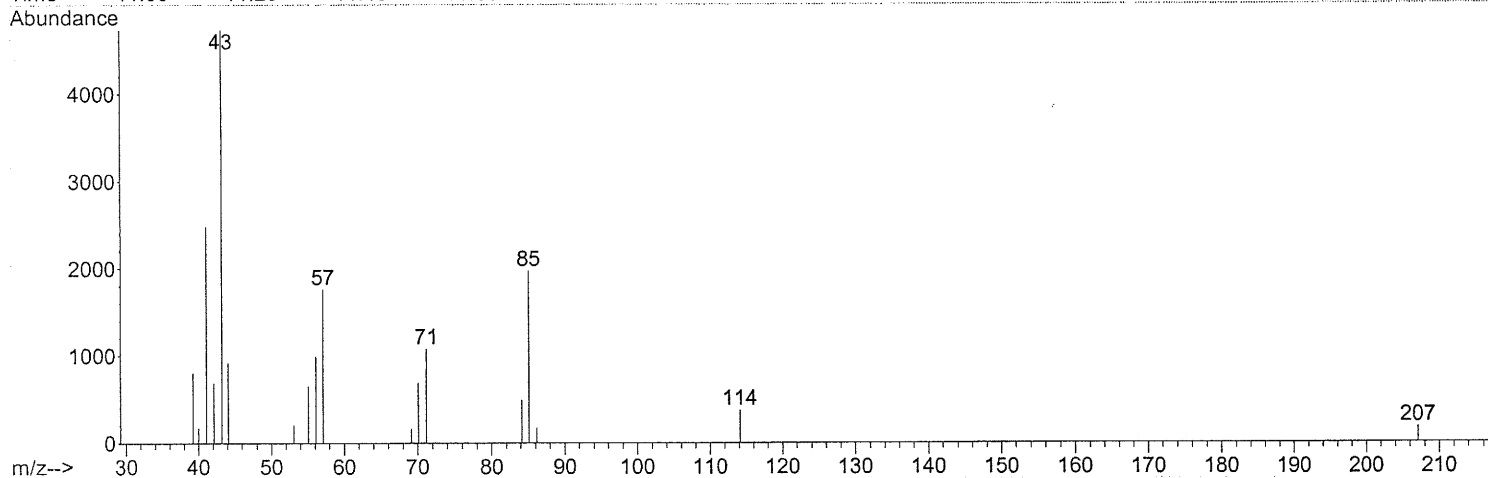
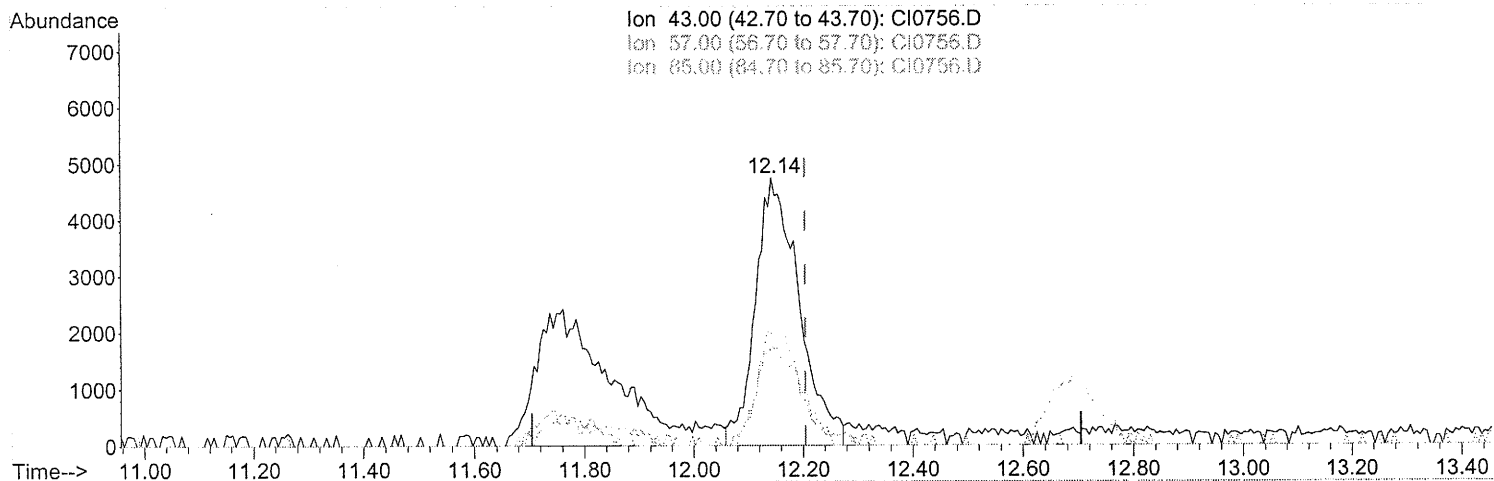
*Small Peak*  
*11/10/05*  
*Anal 412*  
*10/1/05*  
*6*  
*3 Anal 412*  
*10/6/05*

8376

Quantitation Report (Qedit)

Data Path : C:\MSDCHEM\1\DATA\SEP30\  
 Data File : CI0756.D  
 Acq On : 30 Sep 2005 12:20  
 Operator : JBS  
 Sample : VSTD001  
 Misc :  
 ALS Vial : 24 Sample Multiplier: 1

Quant Time: Sep 30 12:46:53 2005  
 Quant Method : C:\MSDCHEM\1\METHODS\ALLTO15.M  
 Quant Title :  
 QLast Update : Fri Sep 30 12:19:49 2005  
 Response via : Initial Calibration



TIC: CI0756.D

(53) Octane

12.144min (-0.061) 1.26PPB m

response 261575

Ion	Exp%	Act%
43.00	100	100
57.00	35.40	39.16
85.00	35.90	42.68
0.00	0.00	0.00

*Spitzberg*  
*AME/ylz*  
*10/6/05*  
*(K) 1549*  
*10/1/05*

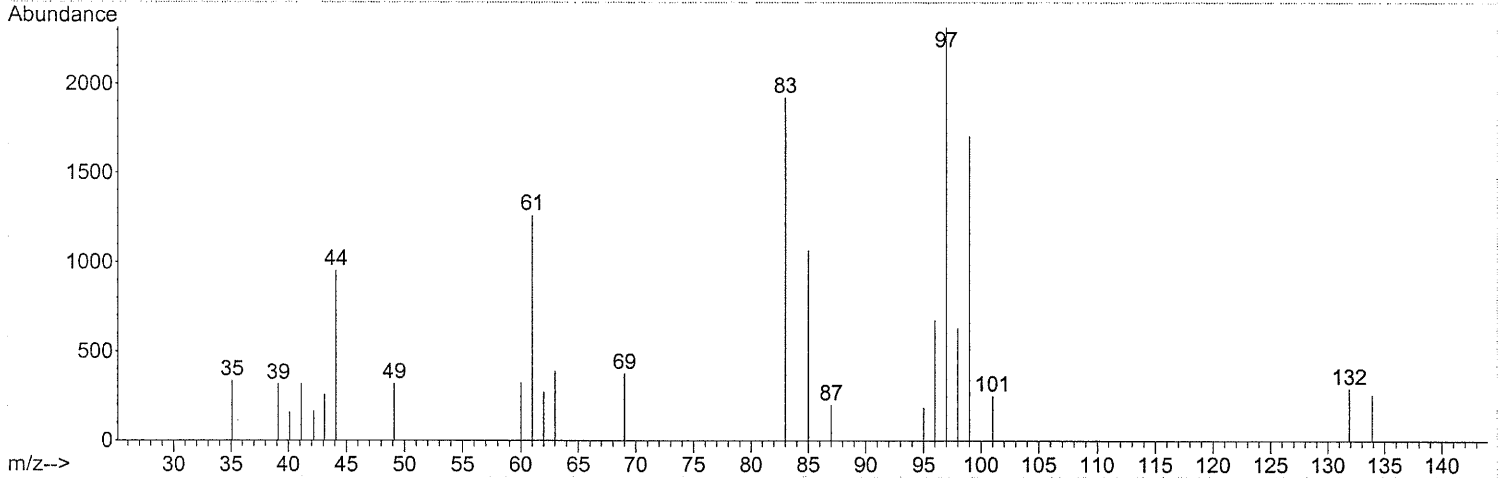
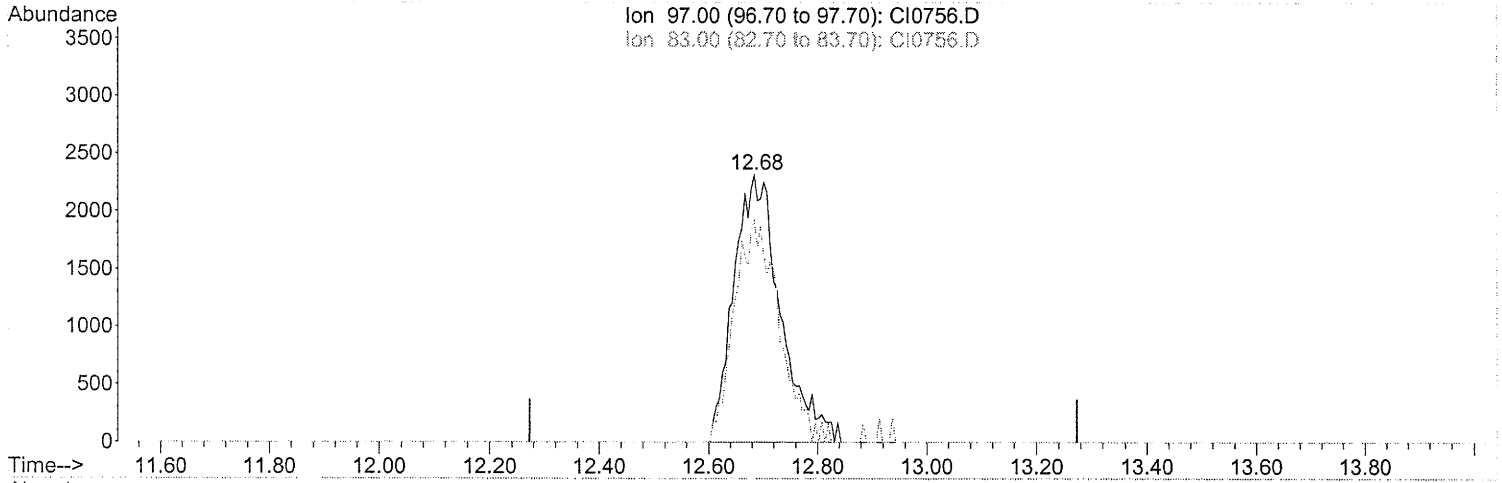
8377



Quantitation Report (Qedit)

Data Path : C:\MSDCHEM\1\DATA\SEP30\  
 Data File : CI0756.D  
 Acq On : 30 Sep 2005 12:20  
 Operator : JBS  
 Sample : VSTD001  
 Misc :  
 ALS Vial : 24 Sample Multiplier: 1

Quant Time: Sep 30 12:46:53 2005  
 Quant Method : C:\MSDCHEM\1\METHODS\ALLTO15.M  
 Quant Title :  
 QLast Update : Fri Sep 30 12:19:49 2005  
 Response via : Initial Calibration



(56) 1,1,2-Trichloroethane  
 12.684min (-0.089) 1.09PPB m  
 response 138146

Ion	Exp%	Act%
97.00	100	100
83.00	76.30	0.00#
0.00	0.00	0.00
0.00	0.00	0.00

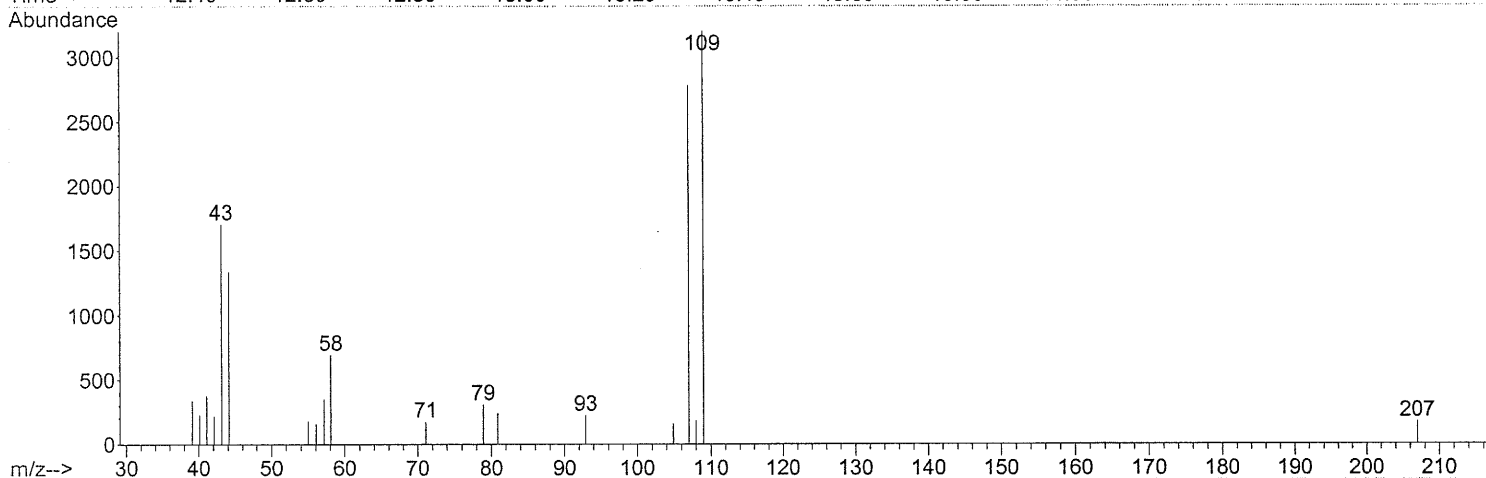
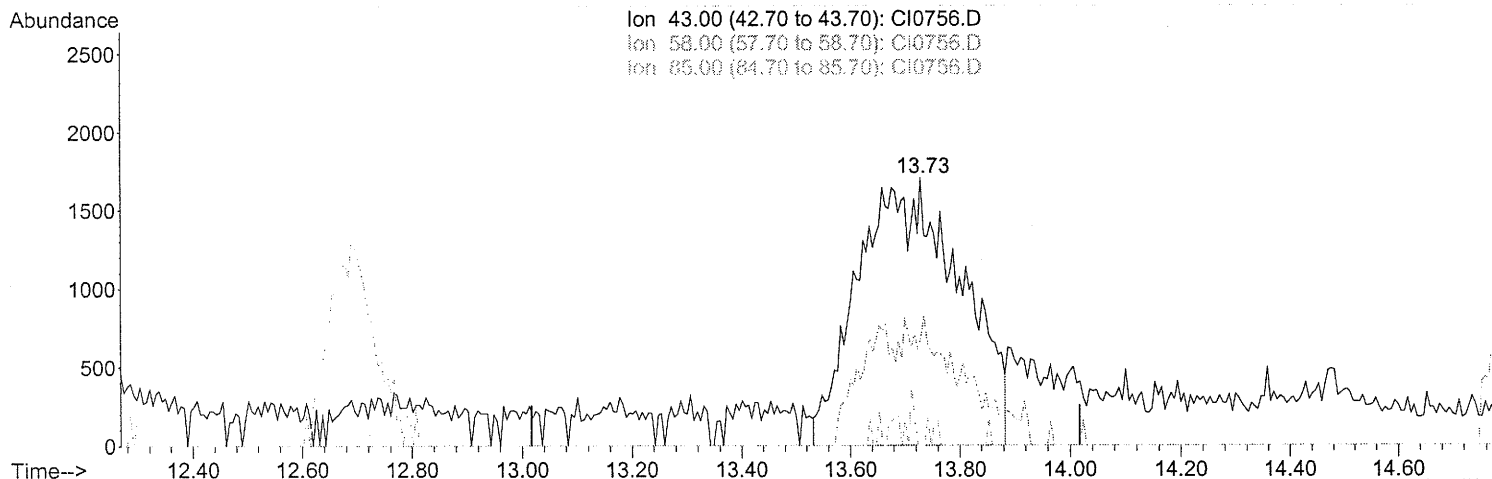
*Smear*  
*One/42*  
*10/6/05*  
*gally*  
*10/6/05*

8378

Quantitation Report (Qedit)

Data Path : C:\MSDCHEM\1\DATA\SEP30\  
Data File : CI0756.D  
Acq On : 30 Sep 2005 12:20  
Operator : JBS  
Sample : VSTD001  
Misc :  
ALS Vial : 24 Sample Multiplier: 1

Quant Time: Sep 30 12:46:53 2005  
Quant Method : C:\MSDCHEM\1\METHODS\ALLTO15.M  
Quant Title :  
QLast Update : Fri Sep 30 12:19:49 2005  
Response via : Initial Calibration



(58) 2-Hexanone  
13.730min (+0.213) 1.06PPB m  
response 218153

Ion	Exp%	Act%
43.00	100	100
58.00	29.00	0.00#
85.00	4.60	0.00#
0.00	0.00	0.00

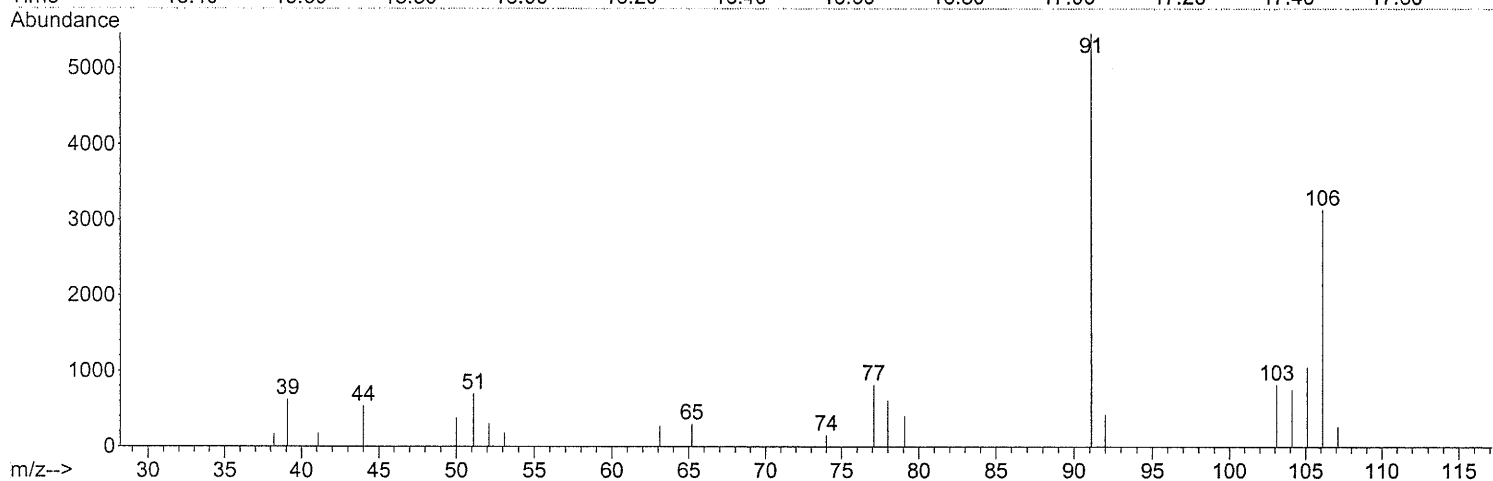
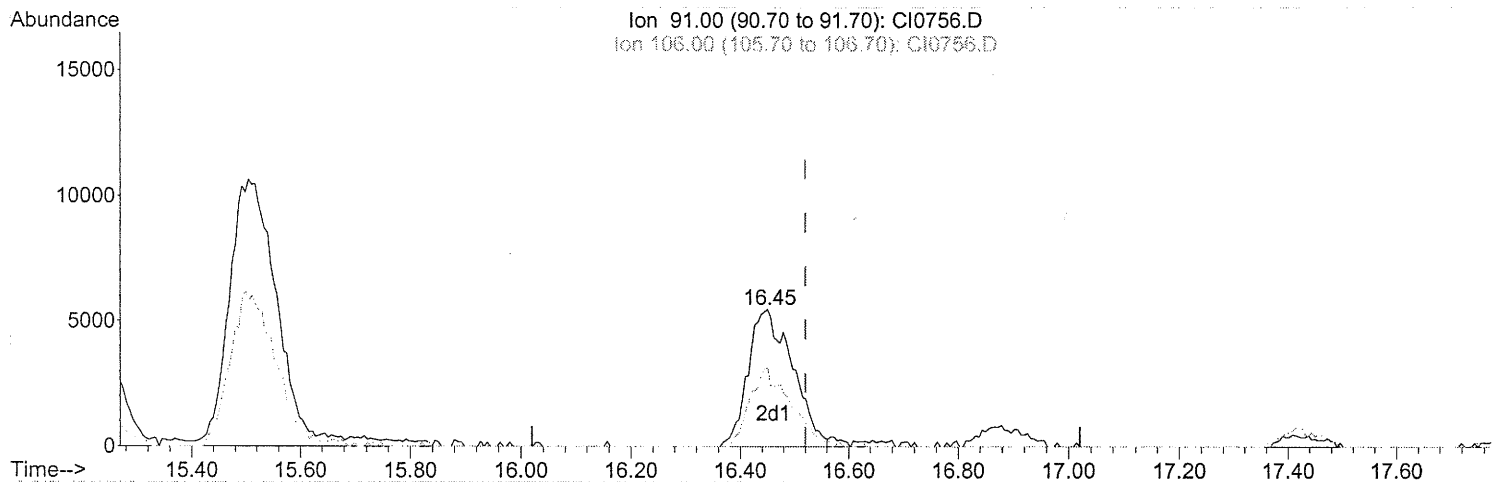
*Om 2/4/12  
10/6/05*

*Solvent peak  
JBS  
12/6/05*

8379

Data Path : C:\MSDCHEM\1\DATA\SEP30\  
Data File : CI0756.D  
Acq On : 30 Sep 2005 12:20  
Operator : JBS  
Sample : VSTD001  
Misc :  
ALS Vial : 24 Sample Multiplier: 1

Quant Time: Sep 30 12:46:53 2005  
Quant Method : C:\MSDCHEM\1\METHODS\ALLTO15.M  
Quant Title :  
QLast Update : Fri Sep 30 12:19:49 2005  
Response via : Initial Calibration



TIC: CI0756.D

(65) o-Xylene

16.450min (-0.070) 1.23PPB m

response 309485

Ion	Exp%	Act%
91.00	100	100
106.00	54.20	0.00#
0.00	0.00	0.00
0.00	0.00	0.00

*Σ 0.15 peak*

*0.00/412  
10/6/05*

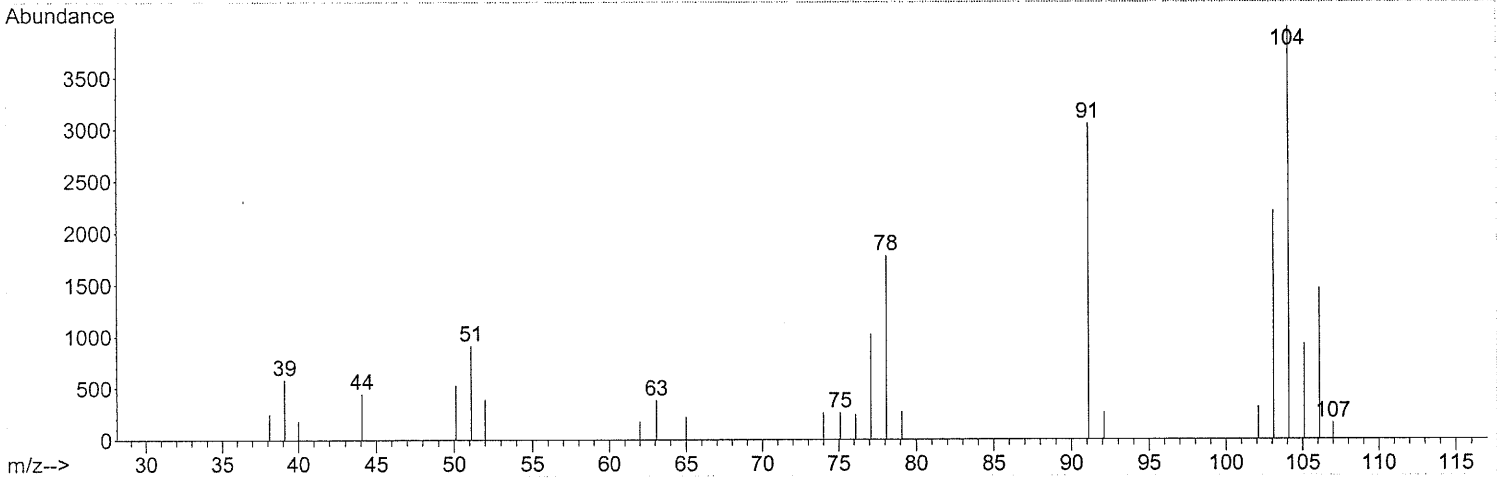
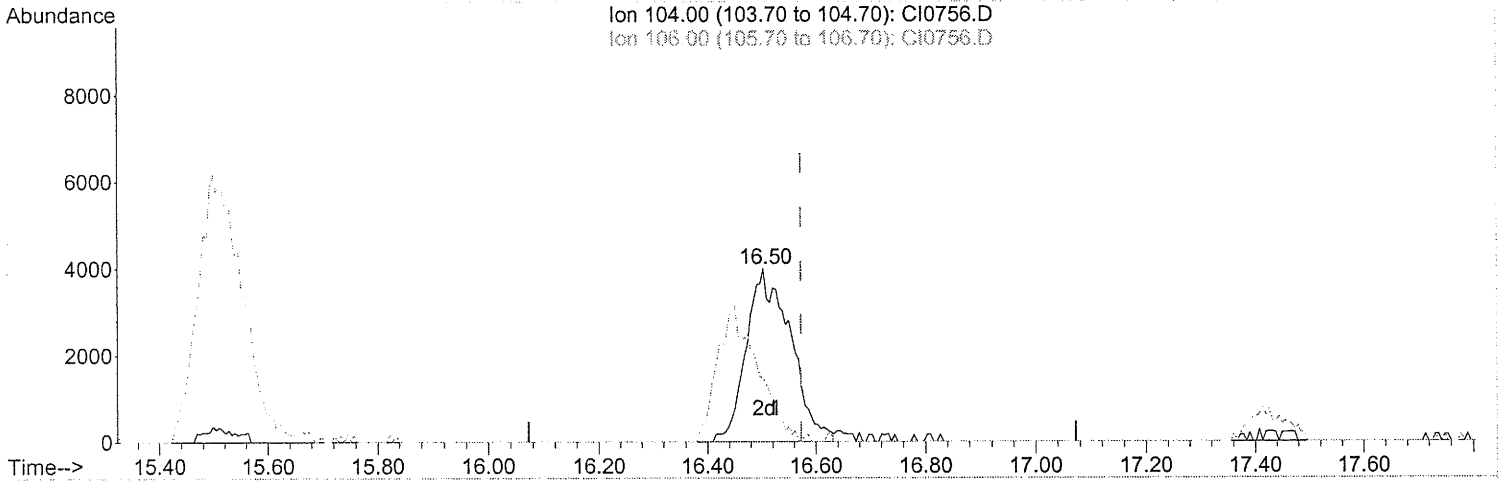
*As way  
10/6/05*

0300

Quantitation Report (Qedit)

Data Path : C:\MSDCHEM\1\DATA\SEP30\  
Data File : CI0756.D  
Acq On : 30 Sep 2005 12:20  
Operator : JBS  
Sample : VSTD001  
Misc :  
ALS Vial : 24 Sample Multiplier: 1

Quant Time: Sep 30 12:46:53 2005  
Quant Method : C:\MSDCHEM\1\METHODS\ALLTO15.M  
Quant Title :  
QLast Update : Fri Sep 30 12:19:49 2005  
Response via : Initial Calibration



TIC: CI0756.D

(66) Styrene

16.503min (-0.070) 1.17PPB m

response 224563

Ion	Exp%	Act%
104.00	100	100
106.00	0.00	0.00
0.00	0.00	0.00
0.00	0.00	0.00

*Handwritten:* 0mg/412  
1076/105

*Handwritten:* Spent

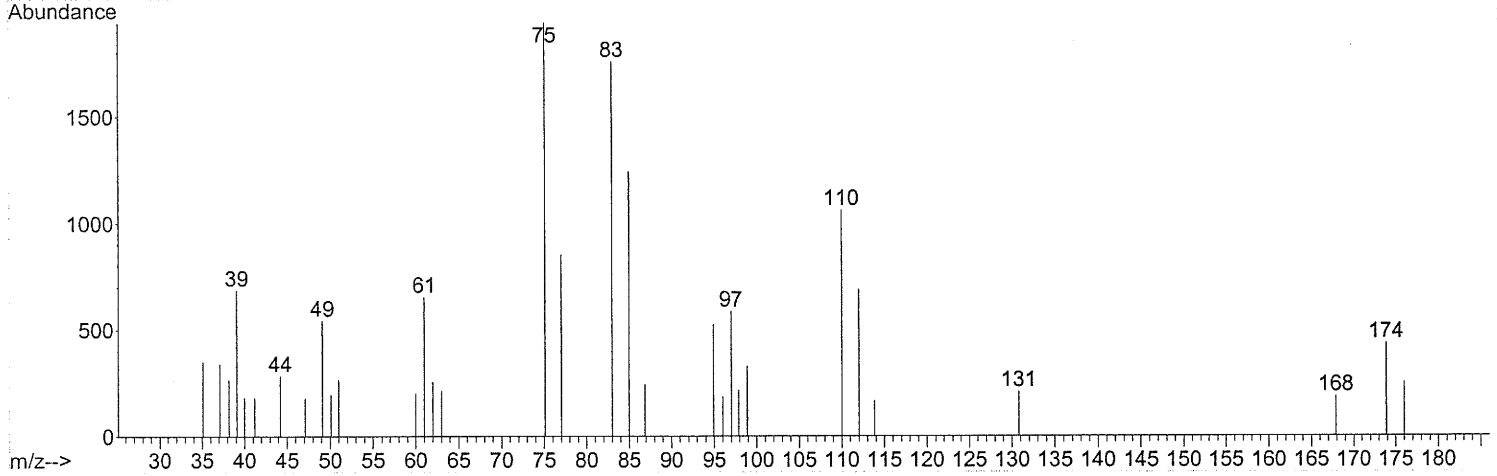
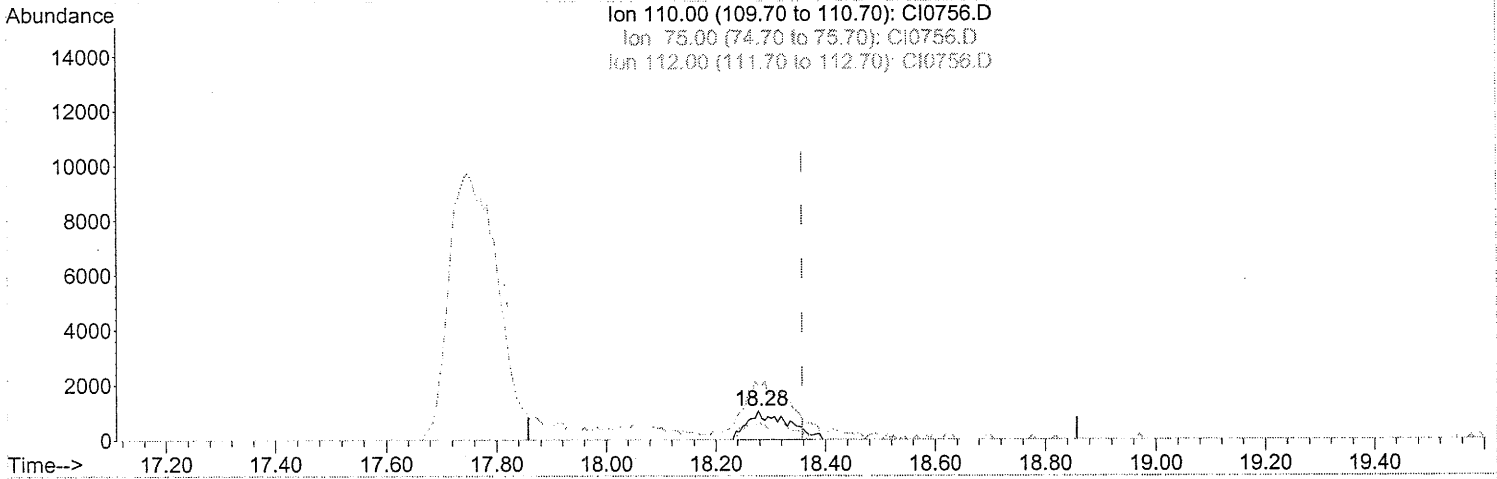
*Handwritten:* 12/1/05

9381

Quantitation Report (Qedit)

Data Path : C:\MSDCHEM\1\DATA\SEP30\  
Data File : CI0756.D  
Acq On : 30 Sep 2005 12:20  
Operator : JBS  
Sample : VSTD001  
Misc :  
ALS Vial : 24 Sample Multiplier: 1

Quant Time: Sep 30 12:46:53 2005  
Quant Method : C:\MSDCHEM\1\METHODS\ALLTO15.M  
Quant Title :  
QLast Update : Fri Sep 30 12:19:49 2005  
Response via : Initial Calibration



(70) 1,2,3-Trichloropropane  
18.278min (-0.080) 1.12PPB m  
response 53140

Ion	Exp%	Act%
110.00	100	100
75.00	203.90	121.95#
112.00	64.30	0.00#
0.00	0.00	0.00

*Handwritten:* Cml/412  
10/6/05

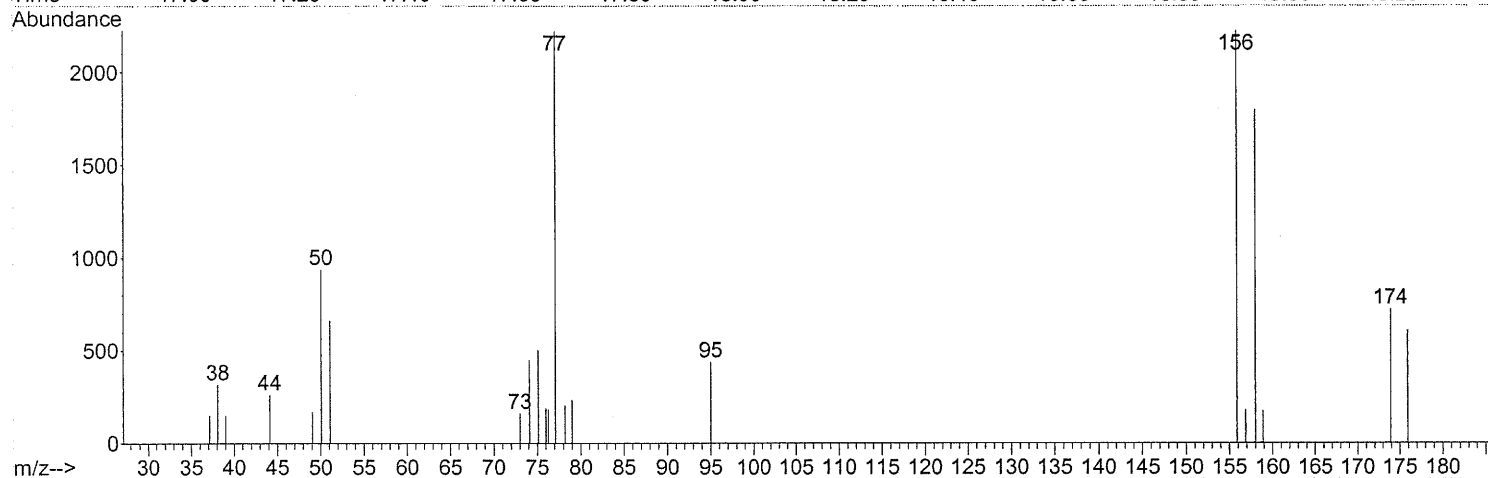
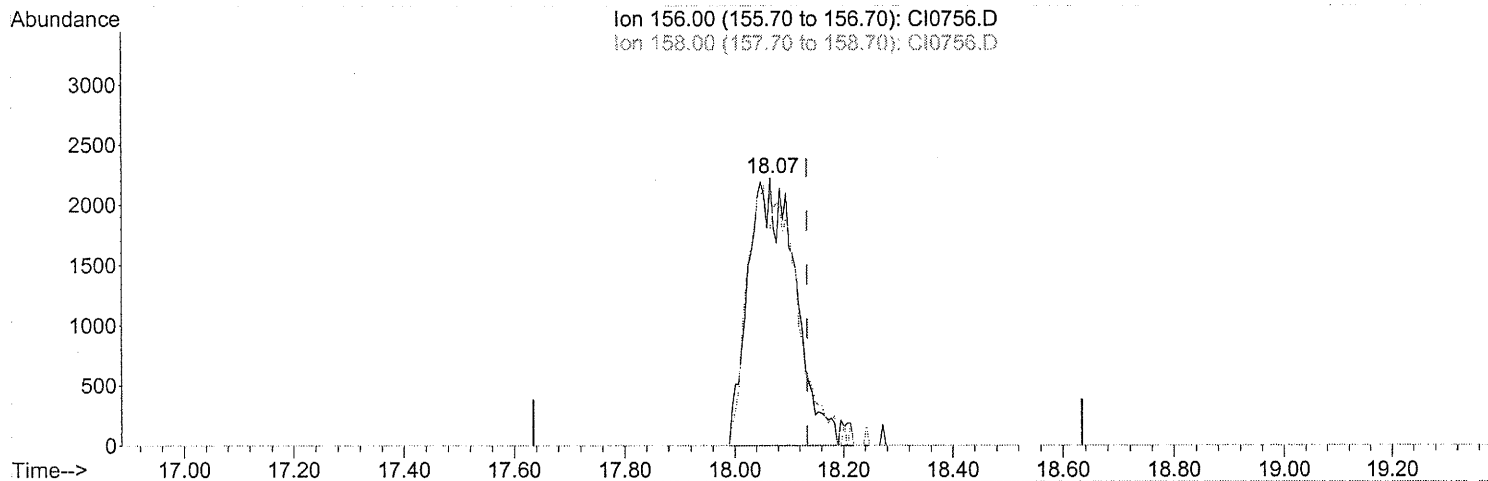
*Handwritten:* S...  
V...  
10/11/05

0382

Quantitation Report (Qedit)

Data Path : C:\MSDCHEM\1\DATA\SEP30\  
 Data File : CI0756.D  
 Acq On : 30 Sep 2005 12:20  
 Operator : JBS  
 Sample : VSTD001  
 Misc :  
 ALS Vial : 24 Sample Multiplier: 1

Quant Time: Sep 30 12:46:53 2005  
 Quant Method : C:\MSDCHEM\1\METHODS\ALLTO15.M  
 Quant Title :  
 QLast Update : Fri Sep 30 12:19:49 2005  
 Response via : Initial Calibration



(71) Bromobenzene

18.066min (-0.068) 1.12PPB m

response 134472

Ion	Exp%	Act%
156.00	100	100
158.00	95.50	11.17#
0.00	0.00	0.00
0.00	0.00	0.00

*Handwritten:* CME/412  
10/6/05

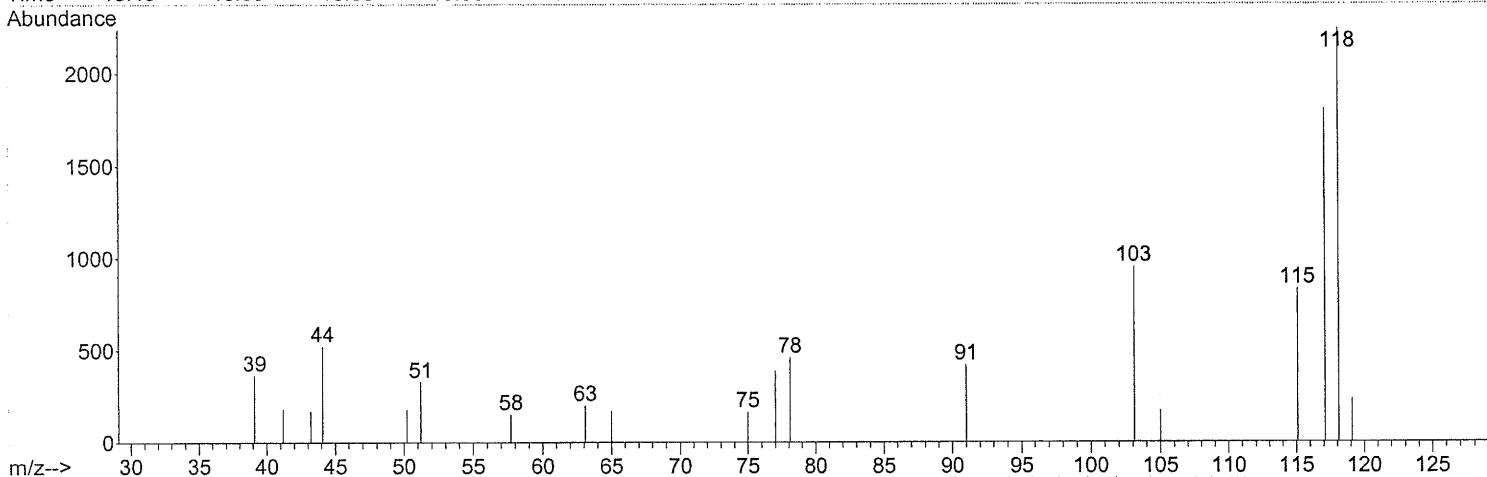
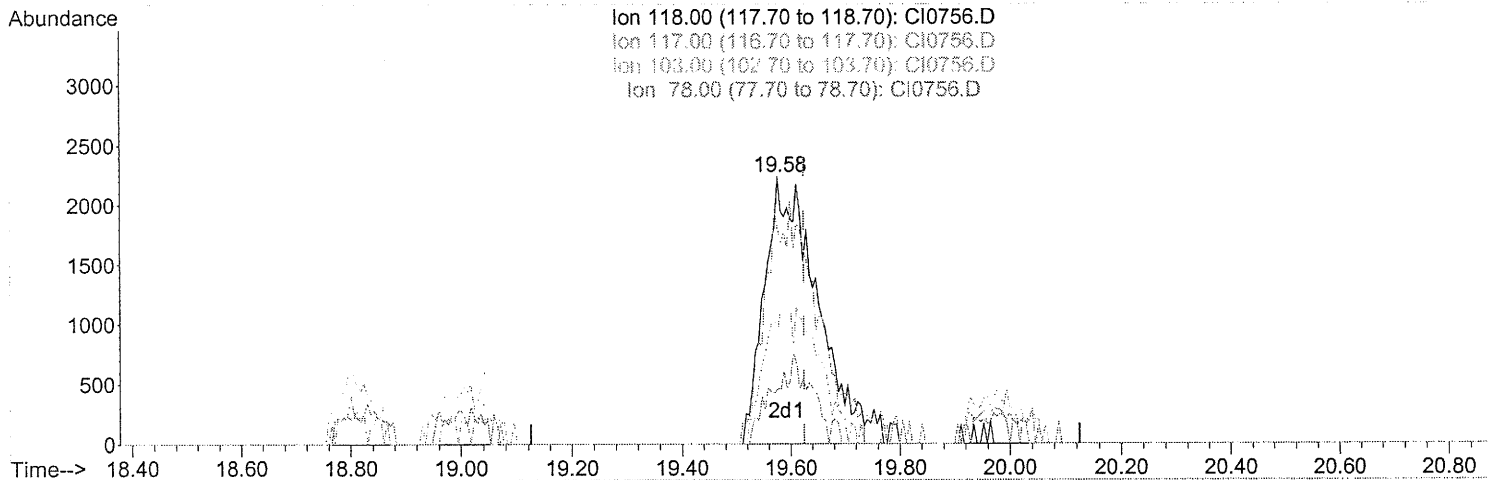
*Handwritten:* SMT/2007

*Handwritten:* JMS/1503  
10/6/05

0383

Data Path : C:\MSDCHEM\1\DATA\SEP30\  
 Data File : CI0756.D  
 Acq On : 30 Sep 2005 12:20  
 Operator : JBS  
 Sample : VSTD001  
 Misc :  
 ALS Vial : 24 Sample Multiplier: 1

Quant Time: Sep 30 12:46:53 2005  
 Quant Method : C:\MSDCHEM\1\METHODS\ALLTO15.M  
 Quant Title :  
 QLast Update : Fri Sep 30 12:19:49 2005  
 Response via : Initial Calibration



TIC: CI0756.D

(74) Alpha Methyl Styrene

19.576min (-0.049) 1.09PPB m

response 147008

Ion	Exp%	Act%
118.00	100	100
117.00	84.80	0.00#
103.00	51.40	0.00#
78.00	24.60	0.00#

*emal/412  
10/6/05*

*S.M. Frank*

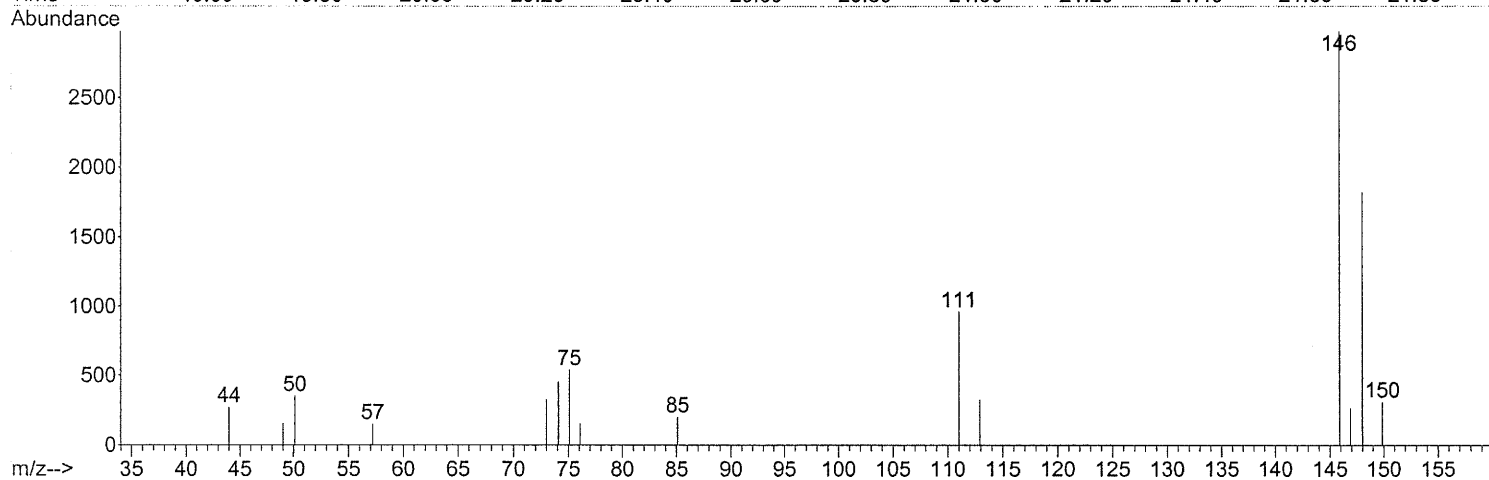
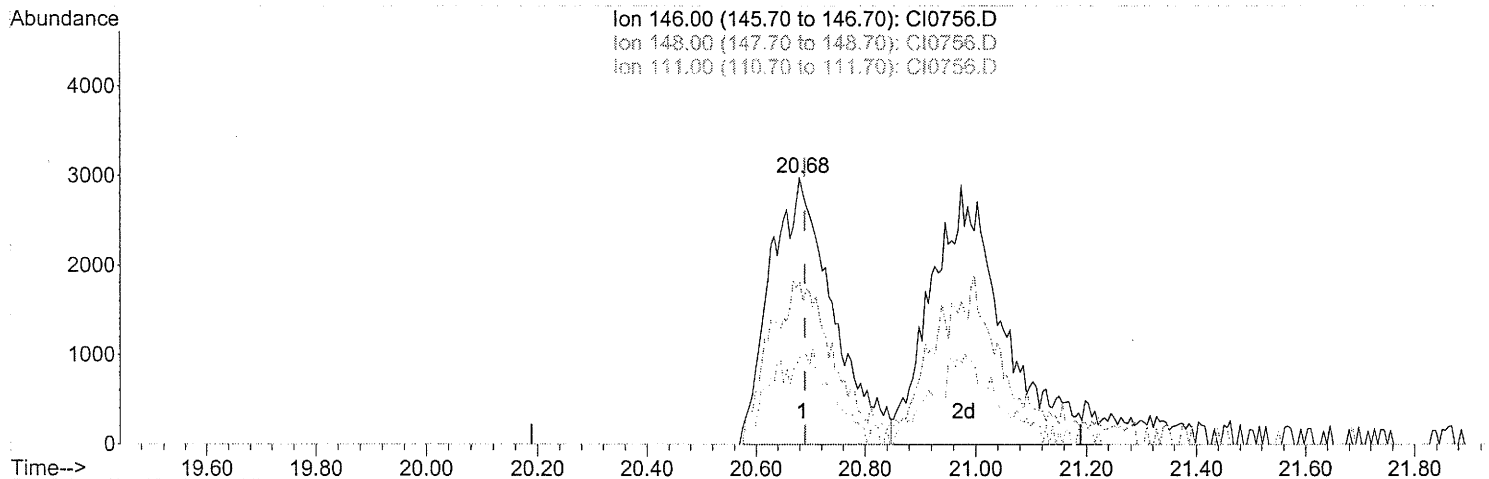
*[Signature]*  
9/30/05

9384

Quantitation Report (Qedit)

Data Path : C:\MSDCHEM\1\DATA\SEP30\  
 Data File : CI0756.D  
 Acq On : 30 Sep 2005 12:20  
 Operator : JBS  
 Sample : VSTD001  
 Misc :  
 ALS Vial : 24 Sample Multiplier: 1

Quant Time: Sep 30 12:46:53 2005  
 Quant Method : C:\MSDCHEM\1\METHODS\ALLTO15.M  
 Quant Title :  
 QLast Update : Fri Sep 30 12:19:49 2005  
 Response via : Initial Calibration



TIC: CI0756.D

(76) 1,3-Dichlorobenzene  
 20.681min (-0.009) 1.09PPB m  
 response 237237

Ion	Exp%	Act%
146.00	100	100
148.00	63.20	59.63
111.00	35.60	0.00#
0.00	0.00	0.00

*Handwritten:* 09/30/05 10:26:10

*Handwritten:* SMT

*Handwritten:* 10/10/05

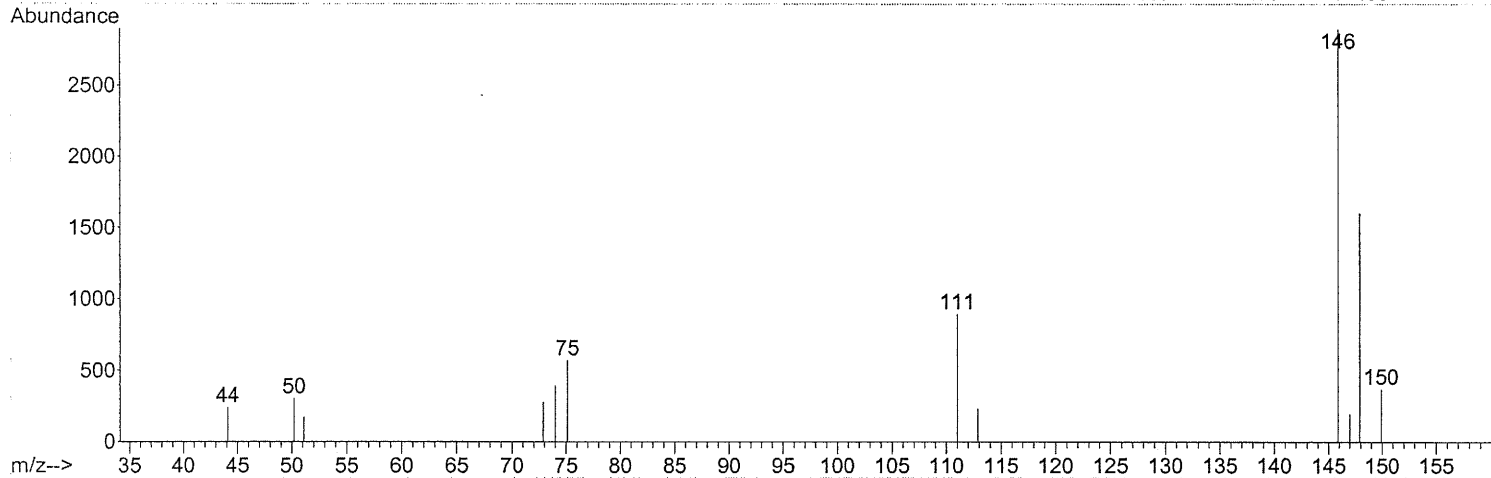
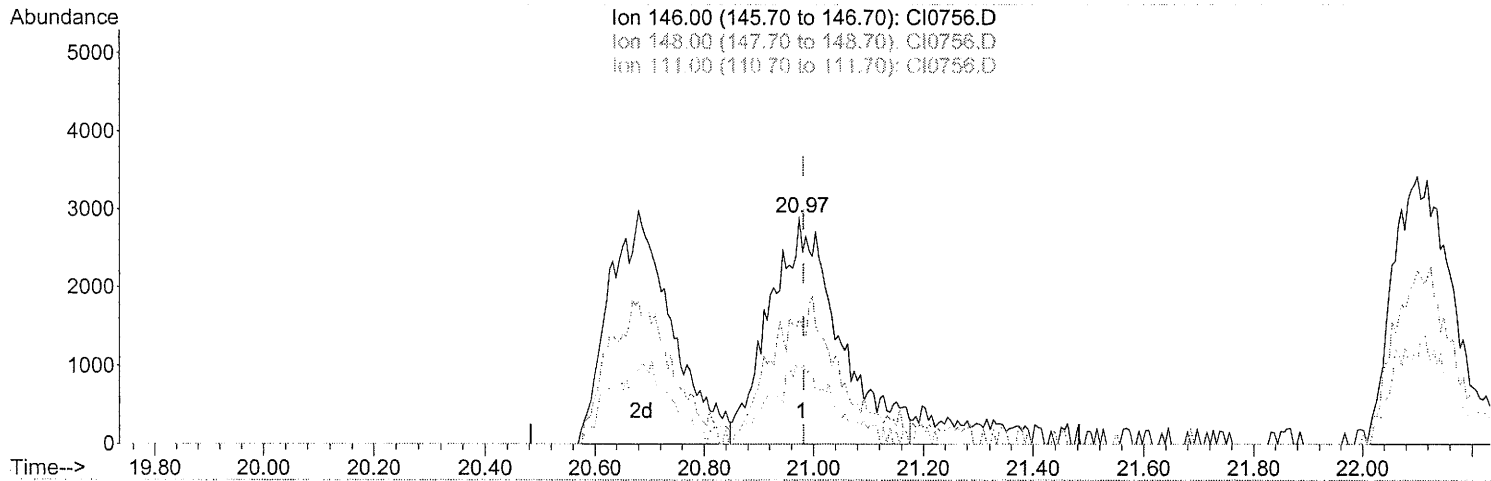
0385



Quantitation Report (Qedit)

Data Path : C:\MSDCHEM\1\DATA\SEP30\  
Data File : CI0756.D  
Acq On : 30 Sep 2005 12:20  
Operator : JBS  
Sample : VSTD001  
Misc :  
ALS Vial : 24 Sample Multiplier: 1

Quant Time: Sep 30 12:46:53 2005  
Quant Method : C:\MSDCHEM\1\METHODS\ALLTO15.M  
Quant Title :  
QLast Update : Fri Sep 30 12:19:49 2005  
Response via : Initial Calibration



TIC: CI0756.D

(77) 1,4-Dichlorobenzene

20.975min (-0.008) 1.16PPB m

response 257183

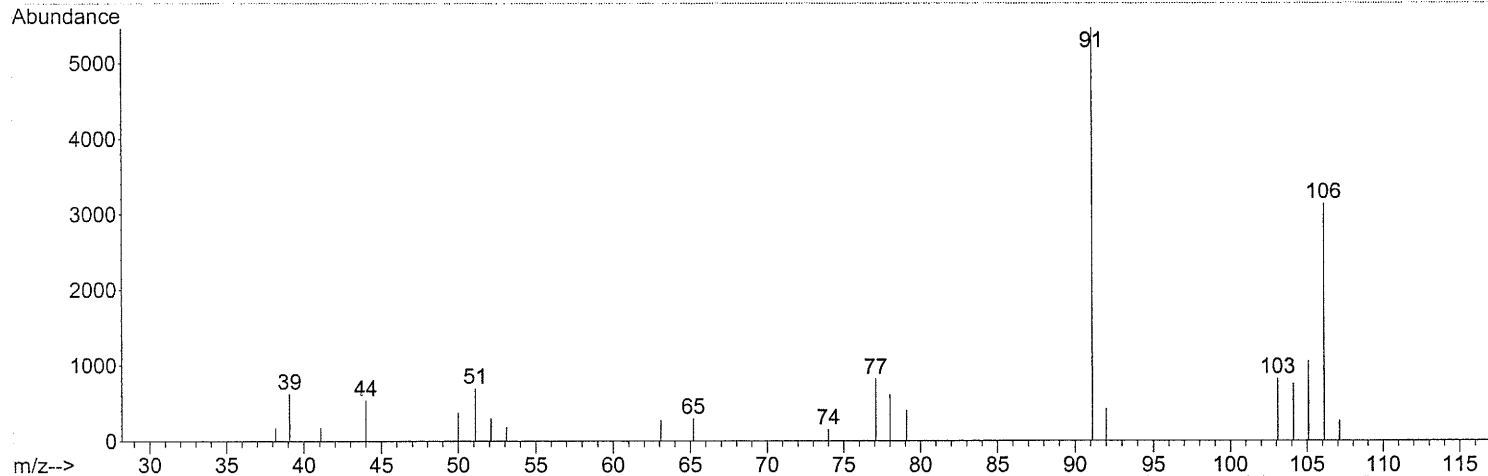
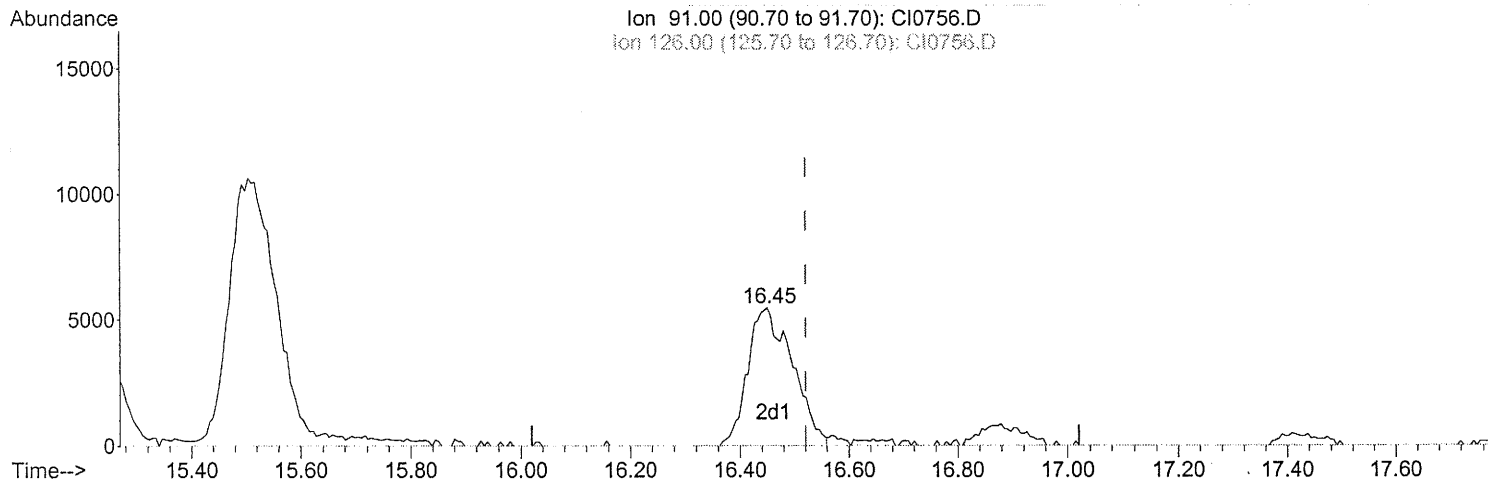
Ion	Exp%	Act%
146.00	100	100
148.00	63.30	0.00#
111.00	33.60	31.22
0.00	0.00	0.00

*Handwritten signatures and notes:*  
CME/412  
10/6/05  
[Signature]  
[Signature]

9386

Data Path : C:\MSDCHEM\1\DATA\SEP30\  
Data File : CI0756.D  
Acq On : 30 Sep 2005 12:20  
Operator : JBS  
Sample : VSTD001  
Misc :  
ALS Vial : 24 Sample Multiplier: 1

Quant Time: Sep 30 12:46:53 2005  
Quant Method : C:\MSDCHEM\1\METHODS\ALLTO15.M  
Quant Title :  
QLast Update : Fri Sep 30 12:19:49 2005  
Response via : Initial Calibration



TIC: CI0756.D

(78) Benzyl Chloride

16.450min (-0.070) 1.23PPB m

response 309863

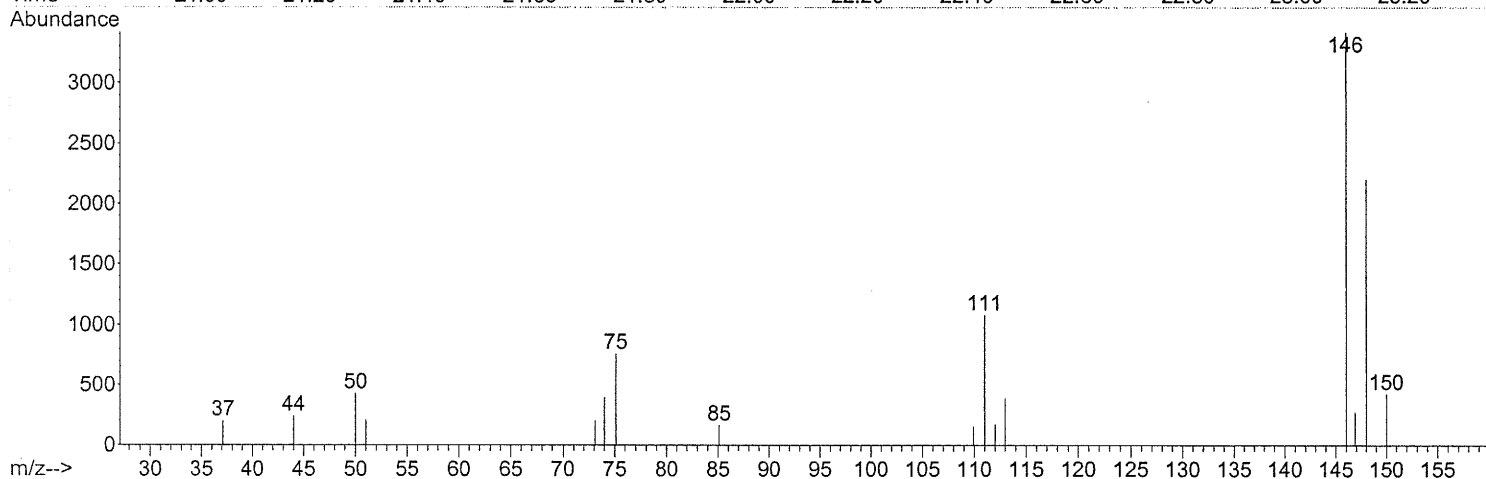
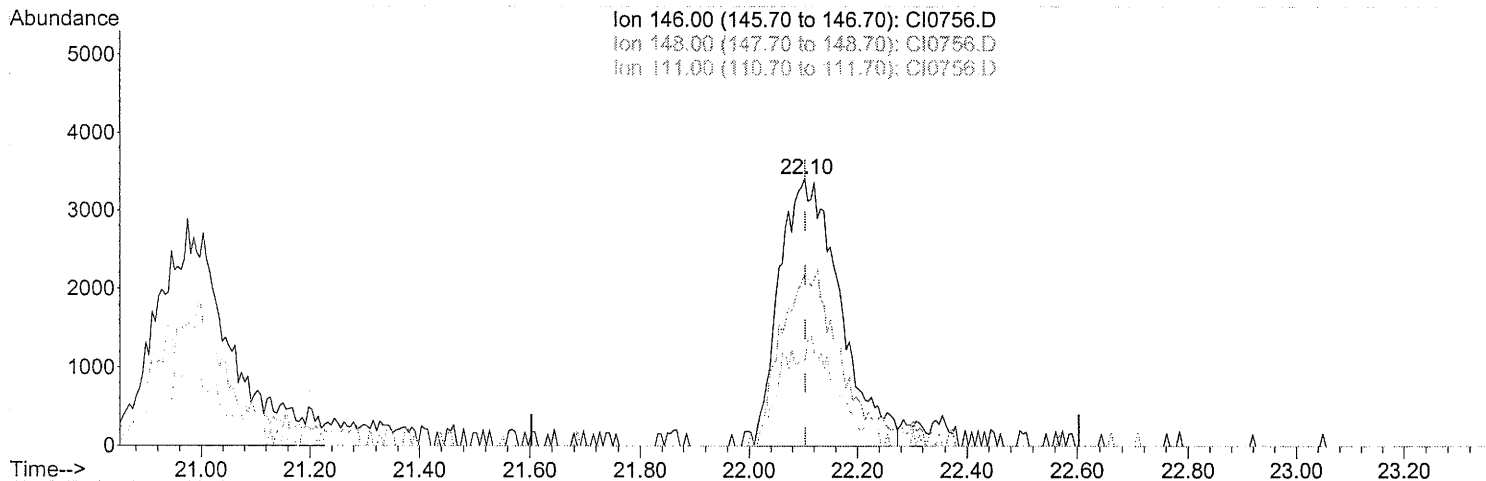
Ion	Exp%	Act%
91.00	100	100
126.00	0.00	0.00
0.00	0.00	0.00
0.00	0.00	0.00

*Handwritten notes:*  
SMPK  
CME/412  
10/6/05  
10/1/05

8387

Data Path : C:\MSDCHEM\1\DATA\SEP30\  
 Data File : CI0756.D  
 Acq On : 30 Sep 2005 12:20  
 Operator : JBS  
 Sample : VSTD001  
 Misc :  
 ALS Vial : 24 Sample Multiplier: 1

Quant Time: Sep 30 12:46:53 2005  
 Quant Method : C:\MSDCHEM\1\METHODS\ALLTO15.M  
 Quant Title :  
 QLast Update : Fri Sep 30 12:19:49 2005  
 Response via : Initial Calibration



(79) 1,2-Dichlorobenzene  
 22.103min (-0.001) 1.22PPB m  
 response 265025

Ion	Exp%	Act%
146.00	100	100
148.00	64.40	67.85
111.00	35.90	36.75
0.00	0.00	0.00

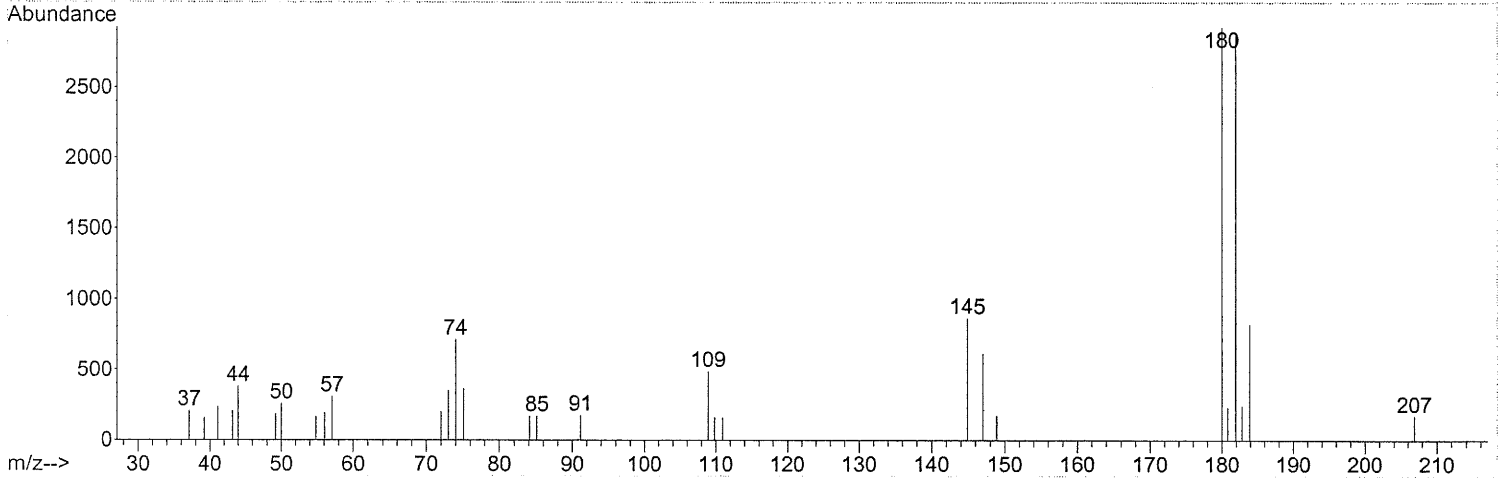
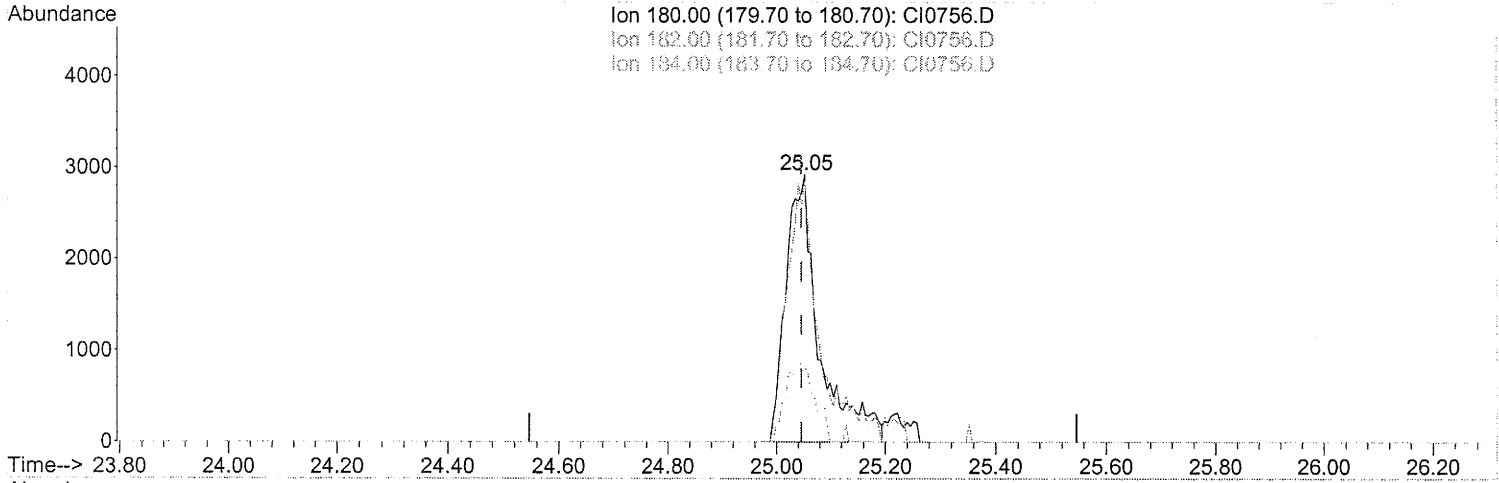
*Sample*  
*Omni/412*  
*1076105*  
*JBS*

8388

Quantitation Report (Qedit)

Data Path : C:\MSDCHEM\1\DATA\SEP30\  
Data File : CI0756.D  
Acq On : 30 Sep 2005 12:20  
Operator : JBS  
Sample : VSTD001  
Misc :  
ALS Vial : 24 Sample Multiplier: 1

Quant Time: Sep 30 12:46:53 2005  
Quant Method : C:\MSDCHEM\1\METHODS\ALLTO15.M  
Quant Title :  
QLast Update : Fri Sep 30 12:19:49 2005  
Response via : Initial Calibration



TIC: CI0756.D

(81) 1,2,4-Trichlorobenzene

25.052min (+0.006) 1.31PPB m

response 124721

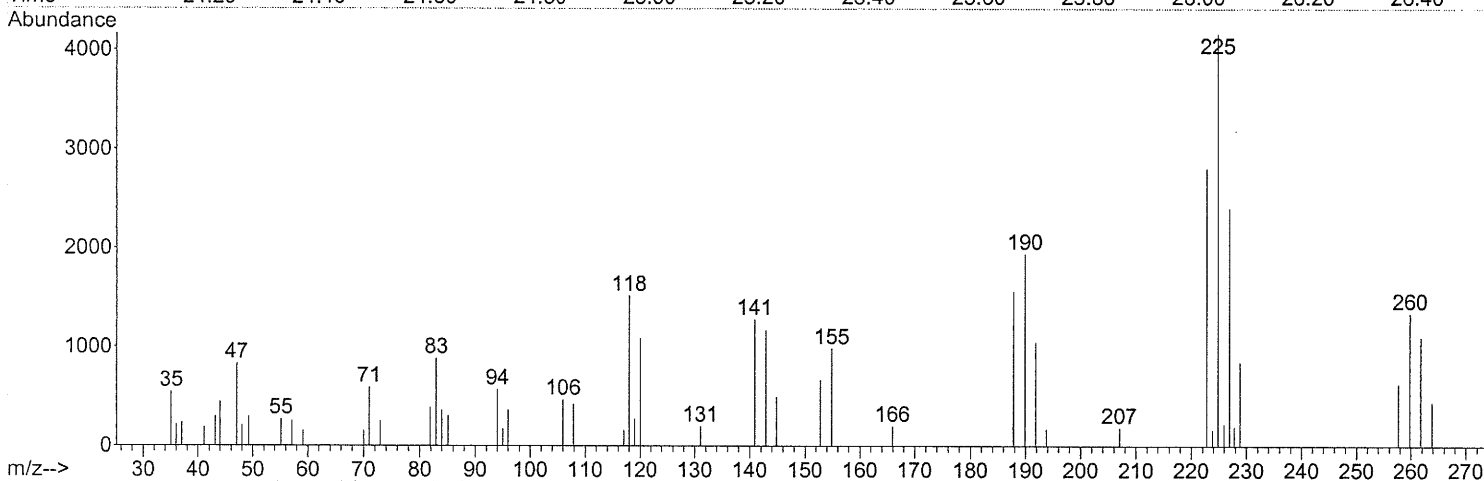
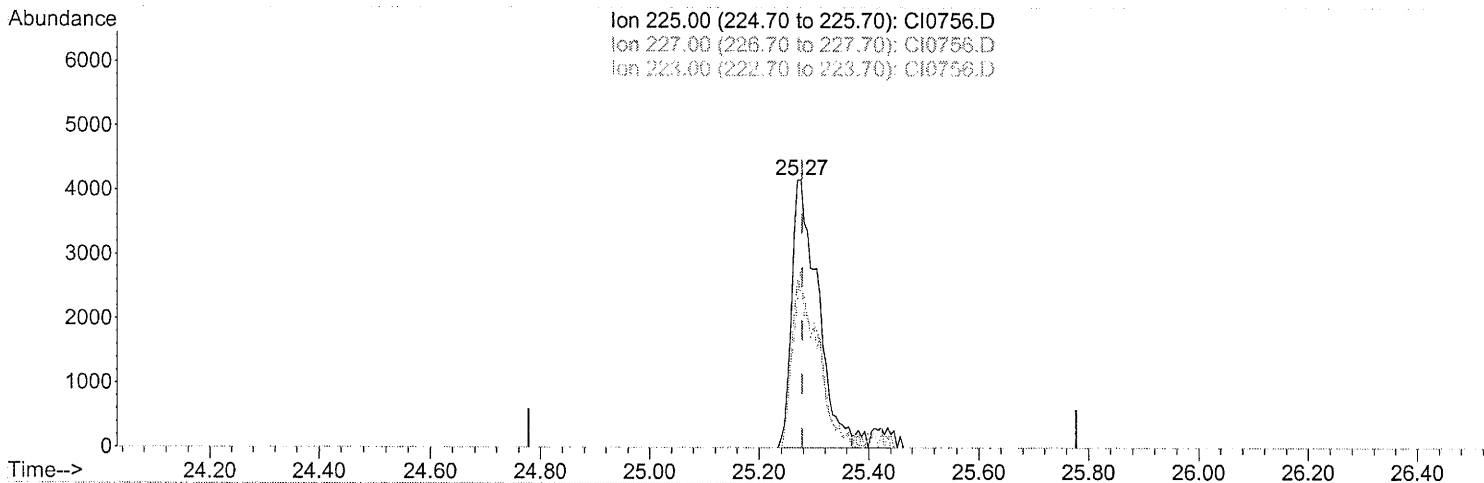
Ion	Exp%	Act%
180.00	100	100
182.00	96.00	92.60
184.00	31.80	0.00#
0.00	0.00	0.00

*S. J. ...*  
*10/1/05*  
*0mg/412*  
*10/6/05*

0389

Data Path : C:\MSDCHEM\1\DATA\SEP30\  
Data File : CI0756.D  
Acq On : 30 Sep 2005 12:20  
Operator : JBS  
Sample : VSTD001  
Misc :  
ALS Vial : 24 Sample Multiplier: 1

Quant Time: Sep 30 12:46:53 2005  
Quant Method : C:\MSDCHEM\1\METHODS\ALLTO15.M  
Quant Title :  
QLast Update : Fri Sep 30 12:19:49 2005  
Response via : Initial Calibration



TIC: CI0756.D

(82) Hexachlorobutadiene

25.275min (-0.003) 1.36PPB m

response 135991

Ion	Exp%	Act%
225.00	100	100
227.00	64.50	63.03
223.00	59.40	63.29
0.00	0.00	0.00

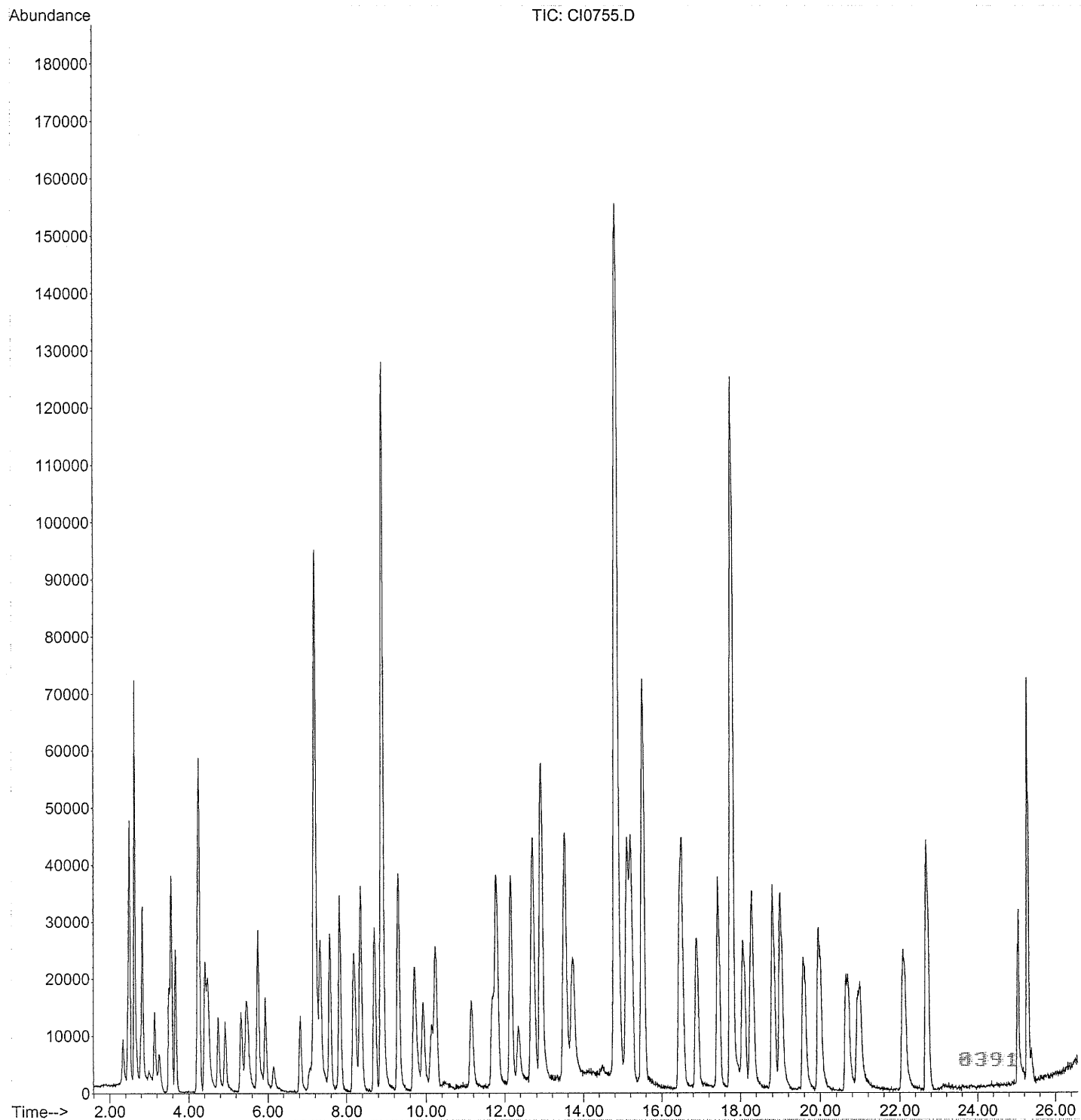
*Om2/412*  
*10/6/05*

*Start peak*  
*As 25.27*  
*10/6/05*

0398

Data Path : C:\MSDCHEM\1\DATA\SEP30\  
Data File : CI0755.D  
Acq On : 30 Sep 2005 11:45  
Operator : JBS  
Sample : VSTD002  
Misc :  
ALS Vial : 24 Sample Multiplier: 1

Quant Time: Sep 30 15:40:52 2005  
Quant Method : C:\MSDCHEM\1\METHODS\ALLTO15.M  
Quant Title :  
QLast Update : Fri Sep 30 11:50:36 2005  
Response via : Initial Calibration



Data Path : C:\MSDCHEM\1\DATA\SEP30\  
 Data File : CI0755.D  
 Acq On : 30 Sep 2005 11:45  
 Operator : JBS  
 Sample : VSTD002  
 Misc :  
 ALS Vial : 24 Sample Multiplier: 1

Quant Time: Sep 30 15:40:52 2005  
 Quant Method : C:\MSDCHEM\1\METHODS\ALLTO15.M  
 Quant Title :  
 QLast Update : Fri Sep 30 11:50:36 2005  
 Response via : Initial Calibration

Internal Standards	R.T.	QIon	Response	Conc	Units	Dev(Min)
1) Bromochloromethane	7.19	130	798654	10.000		-0.03
37) 1,4-Difluorobenzene	8.89	114	2901006	10.000		-0.06
51) Chlorobenzene d5	14.81	117	3333606	10.000		-0.06

Target Compounds	R.T.	QIon	Response	Conc	Units	Qvalue
2) Propene	2.47	41	107853	2.057	PPB	99
3) Dichlorodifluoromethane	2.50	85	396454	2.433	PPB	98
4) Chlorodifluoromethane	2.51	51	219045	2.013	PPB	94
5) Freon 114	2.63	85	429843	2.432	PPB	89
6) Chloromethane	2.67	50	159842m	2.022	PPB	
7) Vinyl Chloride	2.79	62	125701	2.079	PPB	98
8) 1,3-Butadiene	2.84	54	190232	1.951	PPB	97
9) Bromomethane	3.14	94	138874	2.231	PPB	98
10) Chloroethane	3.27	64	65030	2.145	PPB	# 43
11) Dichlorofluoromethane	3.50	67	274312	2.262	PPB	# 90
12) Trichlorofluoromethane	3.56	101	469221	2.349	PPB	99
13) Pentane	3.67	43	256453	2.021	PPB	99
14) Acrolein	4.21	56	21095m	1.607	PPB	
15) 1,1-Dichloroethene	4.23	61	225496	2.166	PPB	96
16) Freon 113	4.26	103	222352	2.272	PPB	94
17) Acetone	4.49	43	193280	2.047	PPB	# 73
18) Methyl Iodide	4.41	142	476652	2.347	PPB	98
19) Carbon Disulfide	4.49	76	329052m	1.962	PPB	
20) Acetonitrile	4.75	41	156296m	1.698	PPB	
21) 3-Chloropropene	4.76	76	84279m	2.834	PPB	
22) Methylene Chloride	4.92	84	104663m	2.126	PPB	
23) tert-Butyl Alcohol	5.80	59	209625m	2.539	PPB	
24) Acrylonitrile	5.38	53	96363m	1.775	PPB	
25) trans-1,2-Dichloroethene	5.32	61	163806	2.038	PPB	95
26) Methyl t-Butyl Ether	5.46	73	433656	2.722	PPB	# 72
27) Hexane	5.75	57	242275m	2.399	PPB	
28) 1,1-Dichloroethane	5.93	63	252143	2.181	PPB	96
29) Vinyl Acetate	6.16	43	188664m	1.744	PPB	
30) cis-1,2-Dichloroethene	6.83	61	155856	1.908	PPB	93
31) 2-Butanone	7.09	72	49080m	2.341	PPB	
32) Ethyl Acetate	7.18	70	23366m	2.596	PPB	
33) Methyl Acrylate	7.16	55	171750	1.845	PPB	# 69
34) Chloroform	7.33	83	313427	2.394	PPB	# 89
35) 1,1,1-Trichloroethane	7.58	97	358280	2.390	PPB	98
36) Carbon Tetrachloride	7.83	117	431145	2.307	PPB	97
38) 1,2-Dichloroethane	8.24	62	185091	1.958	PPB	# 43
39) Benzene	8.19	78	460335	2.193	PPB	95
40) Isooctane	8.36	57	728289	2.148	PPB	97
41) Heptane	8.71	43	295260	2.029	PPB	# 89
42) Trichloroethene	9.31	130	381554	2.385	PPB	96
43) Ethyl Acrylate	9.76	55	269099m	1.731	PPB	
44) 1,2-Dichloropropane	9.71	63	177589	2.062	PPB	94
45) Methyl Methacrylate	10.15	69	149211	2.167	PPB	# 60
46) Dibromomethane	9.93	174	204096	1.996	PPB	95
47) 1,4-Dioxane	10.47	88	49719m	1.485	PPB	
48) Bromodichloromethane	10.24	83	394826	2.257	PPB	96

9392

Data Path : C:\MSDCHEM\1\DATA\SEP30\  
 Data File : CI0755.D  
 Acq On : 30 Sep 2005 11:45  
 Operator : JBS  
 Sample : VSTD002  
 Misc :  
 ALS Vial : 24 Sample Multiplier: 1

Quant Time: Sep 30 15:40:52 2005  
 Quant Method : C:\MSDCHEM\1\METHODS\ALLTO15.M  
 Quant Title :  
 QLast Update : Fri Sep 30 11:50:36 2005  
 Response via : Initial Calibration

Internal Standards	R.T.	QIon	Response	Conc	Units	Dev(Min)	
49) cis-1,3-Dichloropropene	11.16	75	263253	1.709	PPB	#	67
50) 4-Methyl-2-Pentanone	11.71	43	472868	1.859	PPB		94
52) Toluene	11.79	91	793446	1.696	PPB		99
53) Octane	12.16	43	539425m	1.694	PPB		
54) trans-1,3-Dichloropropene	12.35	75	176206m	1.113	PPB		
55) Ethyl Methacrylate	12.73	69	308857	1.679	PPB	#	79
56) 1,1,2-Trichloroethane	12.69	97	306774	1.650	PPB		93
57) Tetrachloroethene	12.92	166	569685	1.835	PPB		98
58) 2-Hexanone	13.54	43	508729m	1.698	PPB		
59) Dibromochloromethane	13.52	127	581438	1.787	PPB		98
60) 1,2-Dibromoethane	13.73	107	445414	1.477	PPB		95
61) Chlorobenzene	14.89	112	700764	2.295	PPB		93
62) 1,1,1,2-Tetrachloroethane	15.10	131	428089m	2.256	PPB		
63) Ethylbenzene	15.21	91	944479	2.228	PPB		100
64) m/p-Xylene	15.52	91	1339924	4.027	PPB		97
65) o-Xylene	16.46	91	654181	2.158	PPB		100
66) Styrene	16.52	104	464900	1.901	PPB	#	100
67) Bromoform	16.88	173	455070	2.314	PPB		95
68) Cumene	17.42	105	845111	2.122	PPB		99
69) 1,1,2,2-Tetrachloroethane	18.26	83	310908	1.755	PPB		93
70) 1,2,3-Trichloropropane	18.30	110	119914	1.883	PPB		89
71) Bromobenzene	18.07	156	291102	1.787	PPB		94
72) 4-Ethyltoluene	18.81	105	836884	1.808	PPB		100
73) 1,3,5-Trimethylbenzene	19.00	105	798672	2.025	PPB		100
74) Alpha Methyl Styrene	19.59	118	345564m	2.013	PPB		
75) 1,2,4-Trimethylbenzene	19.95	105	759633m	1.963	PPB		
76) 1,3-Dichlorobenzene	20.64	146	526988m	1.794	PPB		
77) 1,4-Dichlorobenzene	20.98	146	576731m	1.994	PPB		
78) Benzyl Chloride	16.46	91	654181	2.158	PPB	#	100
79) 1,2-Dichlorobenzene	22.09	146	574254	2.059	PPB	#	77
80) Hexachloroethane	22.68	117	319785m	2.021	PPB		
81) 1,2,4-Trichlorobenzene	25.05	180	256258	2.136	PPB	#	72
82) Hexachlorobutadiene	25.27	225	269249m	2.079	PPB		

(#) = qualifier out of range (m) = manual integration (+) = signals summed

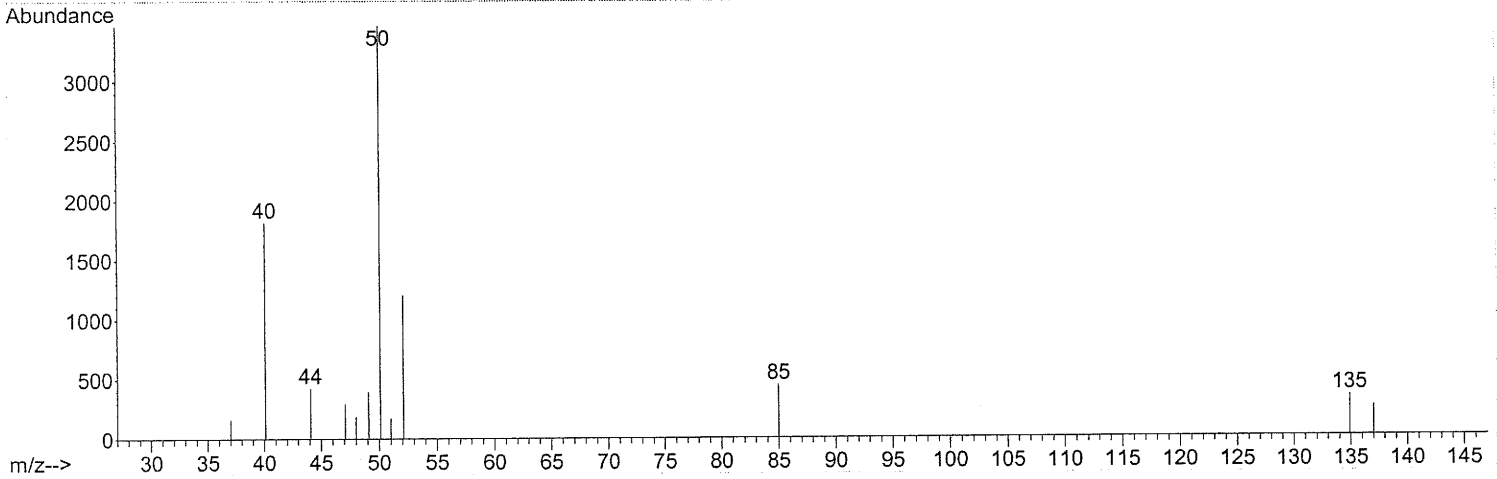
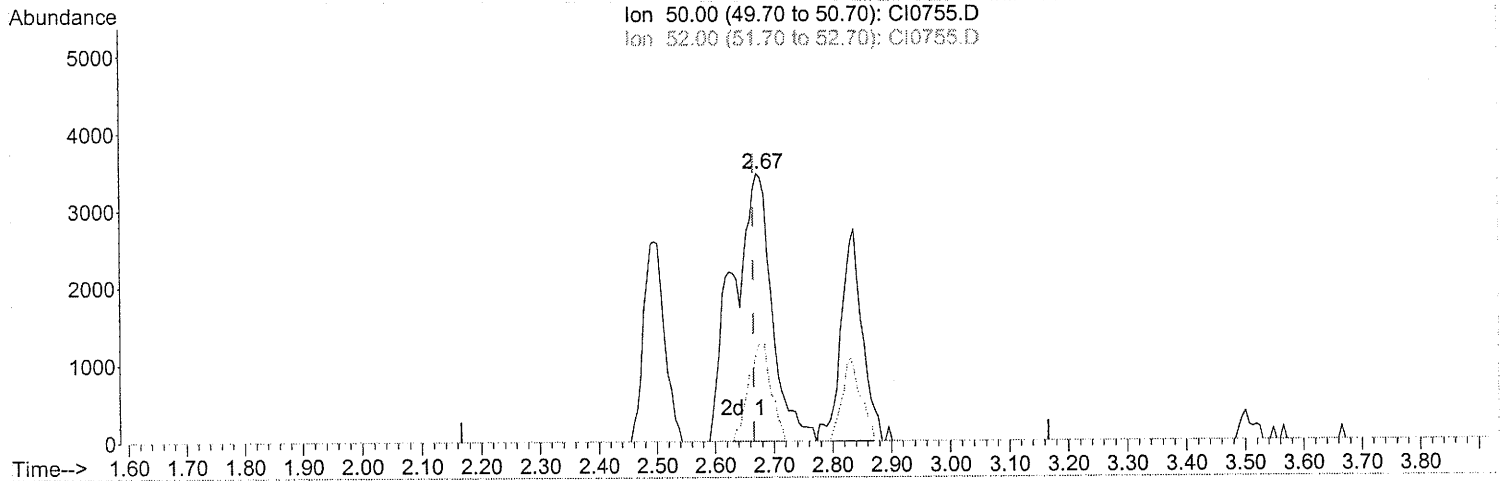
0000



Quantitation Report (Qedit)

Data Path : C:\MSDCHEM\1\DATA\SEP30\  
Data File : CI0755.D  
Acq On : 30 Sep 2005 11:45  
Operator : JBS  
Sample : VSTD002  
Misc :  
ALS Vial : 24 Sample Multiplier: 1

Quant Time: Sep 30 12:12:08 2005  
Quant Method : C:\MSDCHEM\1\METHODS\ALLTO15.M  
Quant Title :  
QLast Update : Fri Sep 30 11:50:36 2005  
Response via : Initial Calibration



(6) Chloromethane  
2.672min (+0.006) 2.02PPB m  
response 159842

Ion	Exp%	Act%
50.00	100	100
52.00	23.30	21.20
0.00	0.00	0.00
0.00	0.00	0.00

*SP2172K*  
*AMSD*  
*10/6/05*  
*CMR/412*  
*10/6/05*

0394