


APPROVED

**ENGINEERING INVESTIGATIONS AT
INACTIVE HAZARDOUS WASTE SITES**

**PRELIMINARY SITE ASSESSMENT REPORT
VOLUME II - SUPPORTING DOCUMENTATION**

Hanna Furnace Site and
Shenango Steel Mill
Buffalo, NY

Site No. 915029
Erie County



Prepared for:
**New York State
Department of
Environmental Conservation**

50 Wolf Road, Albany, New York 12233
Michael D. Zagata, *Commissioner*

Division of Hazardous Waste Remediation
Michael J. O'Toole, Jr., *Director*

By:
ABB Environmental Services
Portland, Maine

November 1995

**NYSDEC SUPERFUND STANDBY CONTRACT
WORK ASSIGNMENT NO. D002472-14**

**PRELIMINARY SITE ASSESSMENT REPORT
VOLUME II - SUPPORTING DOCUMENTATION**

**HANNA FURNACE
CITY OF BUFFALO, NEW YORK**

SITE NO. 915029

Submitted to:


**New York State Department of Environmental Conservation
Albany, New York**

Submitted by:


**ABB Environmental Services
Portland, Maine**

November 1995


Prepared by:


**Brian K. Butler
Site Manager
ABB Environmental
Services**

Submitted by:


**Cynthia J. Talbot
Project Manager
ABB Environmental
Services**

Approved by:


**Robert E. Handy, Jr., P.E.
Program Manager
ABB Environmental
Services**

**HANNA FURNACE
PRELIMINARY SITE ASSESSMENT REPORT
VOLUME II - SUPPORTING DOCUMENTATION**

TABLE OF CONTENTS

Section	Title
1.0	GEOPHYSICAL REPORT
2.0	FIELD DATA RECORDS
3.0	TEST PIT RECORDS
4.0	TEST BORING LOGS AND OVERBURDEN MONITORING WELL CONSTRUCTION DIAGRAMS
5.0	ANALYTICAL DATA
6.0	SURVEY CONTROL REPORT

ABB Environmental Services

SECTION 1.0
GEOPHYSICAL REPORT

ABB Environmental Services

Geophysical Survey Summary

Introduction

Magnetic and electromagnetic (EM) surveys were conducted at the Hanna Furnace Site for NYSDEC. The purpose of these surveys was to guide the location of test pitting activities. A GEM gradiometer was used for magnetic data collection and an EM-31 was used to collect electromagnetic data. Data were downloaded to a field computer and interpreted on-site. Four geophysical contour maps were developed and include; magnetic vertical gradient, total magnetic field, quadrature (EM), and in-phase (EM). These maps are attached to this appendix.

Magnetometer Data

Two plots of the magnetometer data have been generated. The plots include a map of the magnetic vertical gradient and a map of the total magnetic field. The magnetometer data collected at the site are of questionable value. The average magnetic level at the site was significantly different from the normal average magnetic level for this latitude (32000 nanoTeslas (nT) vs. 56000 nT). This indicates that the fill area is highly magnetic, which makes sense considering the fill material consists primarily of foundry materials. The total field map shows multiple small scale anomalies. This is not typical for a total field map. Normally, aurally larger scale magnetic anomalies are found associated with buried debris.

The gradient data on the other hand appear nearly normal. The anomaly distribution suggests that the fill is primarily non-metallic with scattered shallow buried metal objects. The source of the linear feature trending east-west between lines 80E and 130E is unclear, though it is likely a survey or instrument artifact. It is plausible these anomalies may be related to an abandoned railroad track. Normally, anomalies that trend along the data collection lines are instrument related and the lack of a similar feature on the EM31 data supports this interpretation. On the other hand, the linear anomaly spans several days of operation, and the chances of having similar malfunctions along nearby lines, on different days, seems remote.

EM31 Data

The EM31 data are separated into the Quadrature Phase and the In Phase component on the two of the attached plots.

The EM31 data appear to illustrate various fill conditions. The quadrature data, which represents the lower conductivity material, appear to outline several fill areas. More conductive fill was found on the west half of the survey area. The conductive fill apparently extends to approximately 800 feet east (see Quadrature map). The Quadrature map also shows several features in the west half of the site. The two north-south trending features are located at 50-100 east and 170-250 east. These may be related to the burial of different materials.

The In-Phase map shows that the majority of the metal debris exists in the north half of the survey area. This may also be a function of depth of burial. It is possible that debris exists at the old ground surface elevation beneath the deeper fill area to the south.

Suggested Test Pit Locations

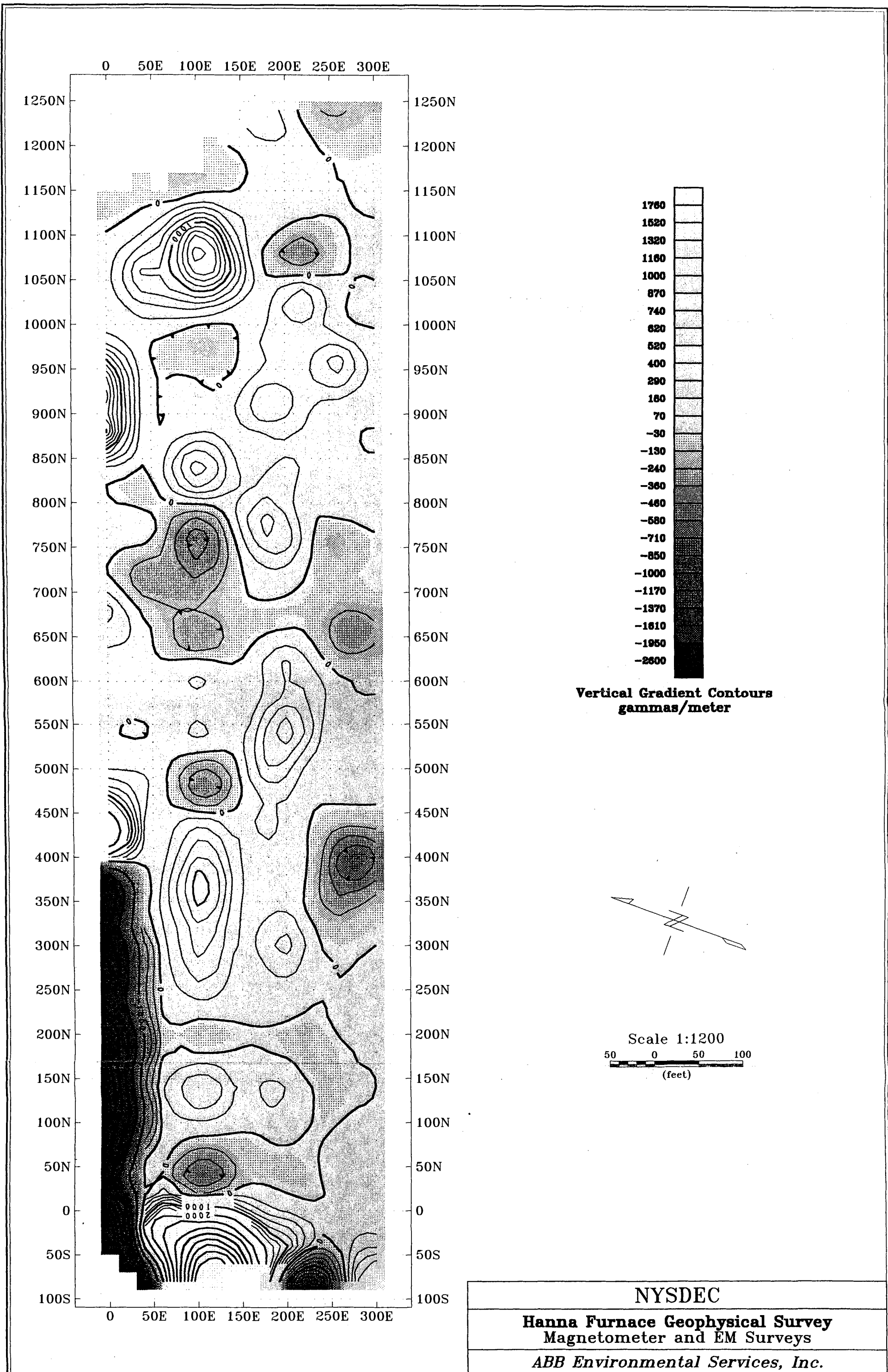
Six test pit locations were selected based upon observed geophysical anomalies. Two additional test pits

were excavated without reference to the geophysical data. Following is the list of recommended locations based upon the geophysical data.

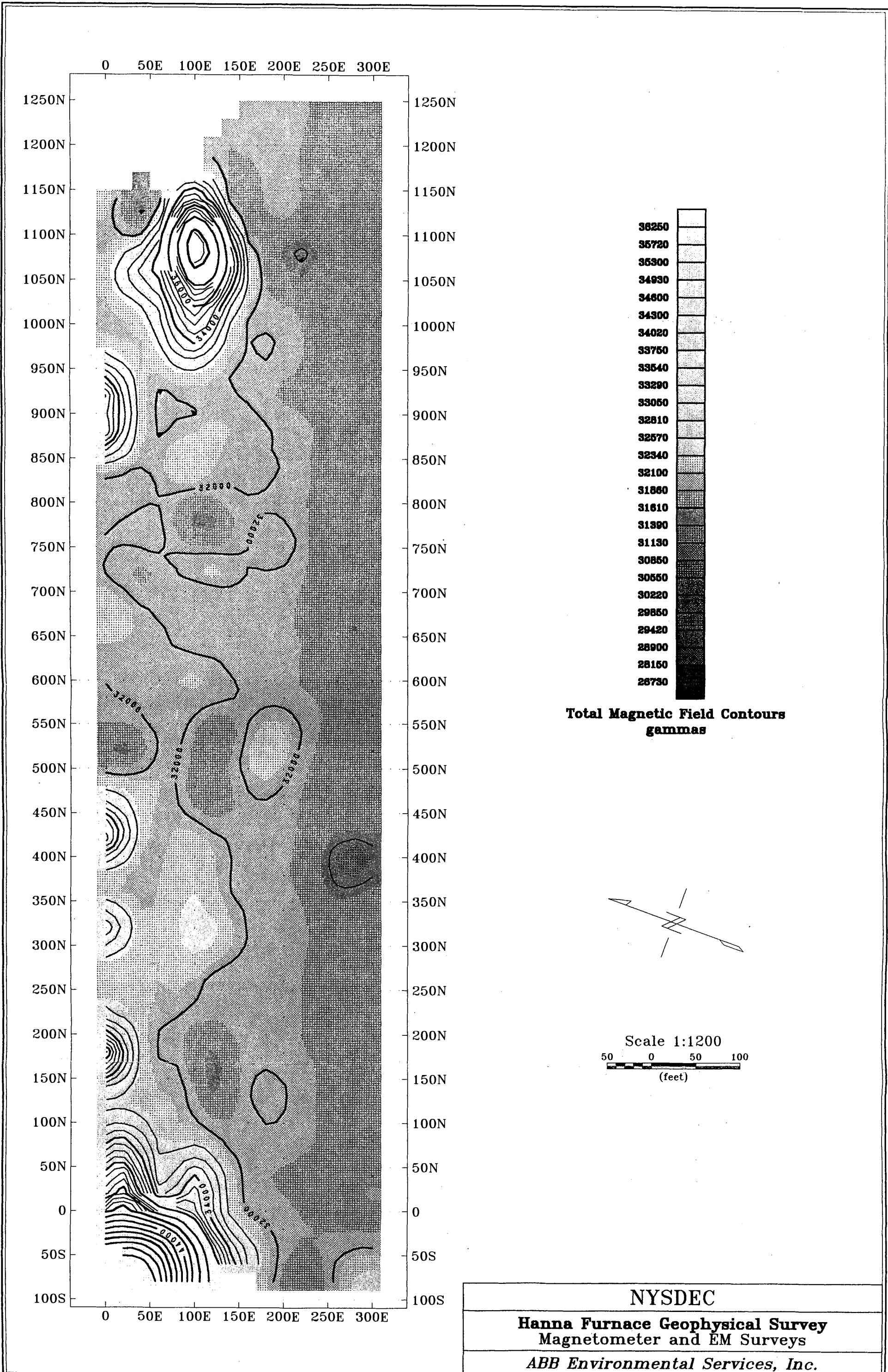
- Test Pit 101 (80E, 150N) This location is positioned between the Quadrature Phase anomalies to assess the material between the anomalies.
- Test Pit 102 (150E, 210N) This anomaly is located in a similar Quadrature Phase EM31 anomaly north of TP-103.
- Test Pit 103 (120E, 80N) This location was picked primarily based upon the presence of a Quadrature anomaly. In addition, this test pit should serve to assess whether the linear magnetometer anomaly is an artifact.
- Test Pit 104 (60E, 430N) This location is positioned off the east edge of the major Quadrature anomaly, but within the deeper fill area to assess the composition of the fill in this area.
- Test Pit 105 (210E, 540N) This location was picked primarily based upon the magnetometer data. A cluster of magnetic anomalies was found in this area.
- Test Pit 106 (100E, 630N) This location is positioned off the east edge of the Quadrature phase anomaly, yet along the linear magnetic anomaly to assess the composition of fill east of the conductive fill area, and to assess whether the linear magnetic trend represents a real feature.

Summary

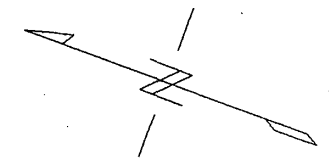
The geophysical data collected at the Hanna Furnace site indicate that the landfill consists primarily of non-metallic material. More conductive fill exists on the west half of the survey area. Scattered surface debris was found to the east. A linear magnetic anomaly was found, but is most likely a survey artifact or may be related to an abandoned railroad bed.



NYSDEC
Hanna Furnace Geophysical Survey
 Magnetometer and EM Surveys
 ABB Environmental Services, Inc.

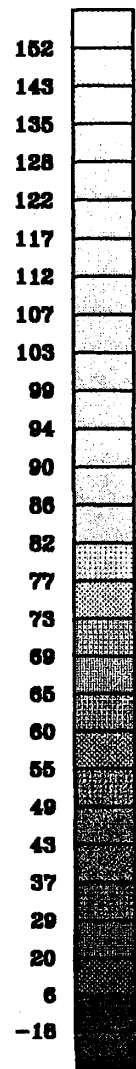
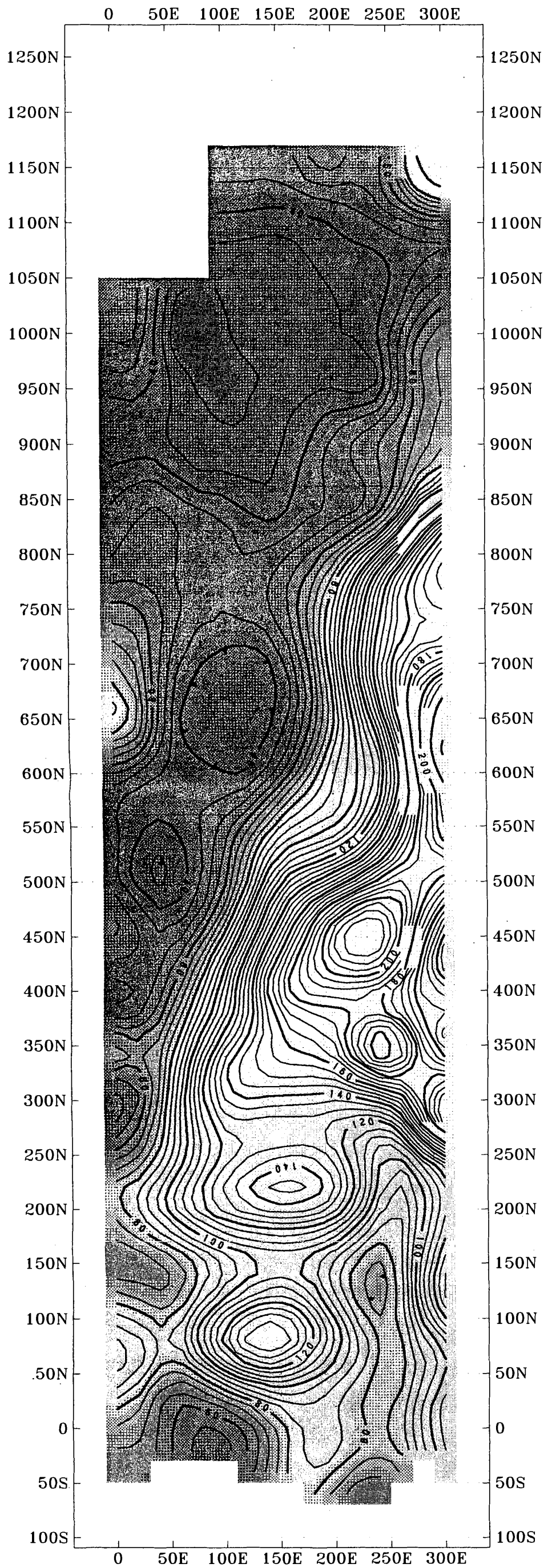


**Total Magnetic Field Contours
gammas**

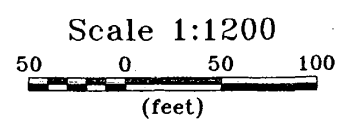
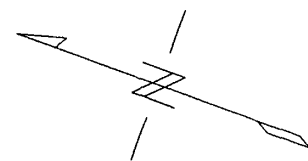


Scale 1:1200
50 0 50 100
(feet)


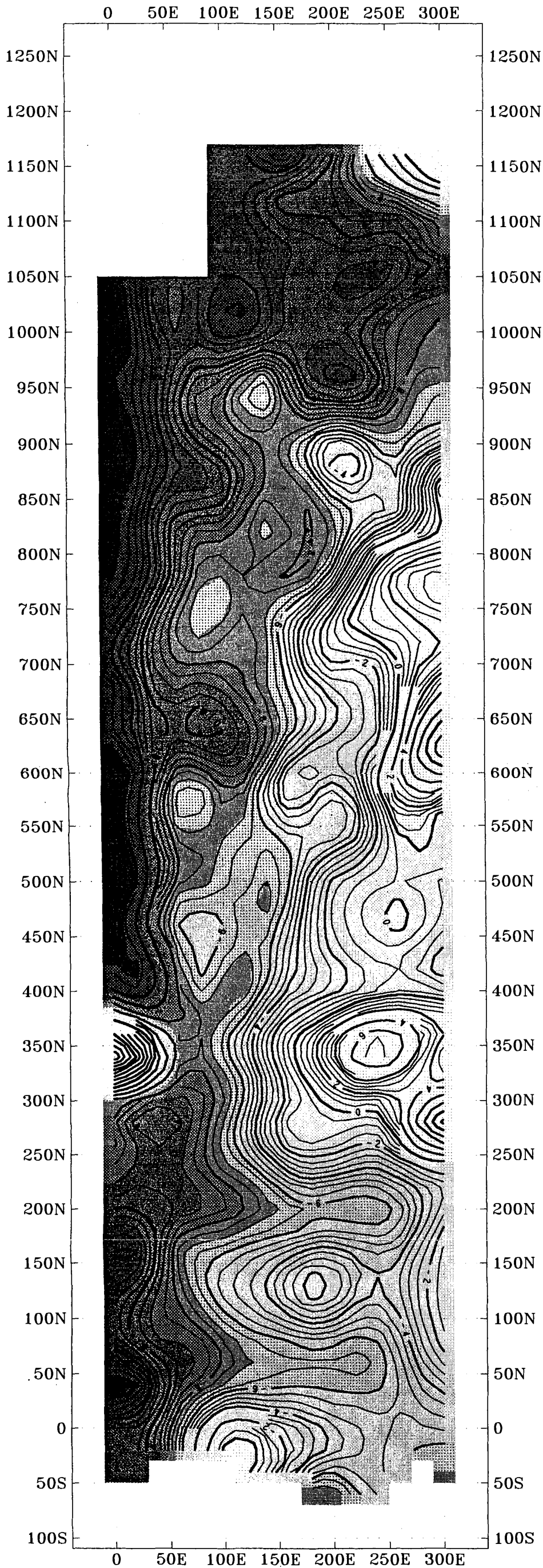
NYSDEC
Hanna Furnace Geophysical Survey
Magnetometer and EM Surveys
ABB Environmental Services, Inc.



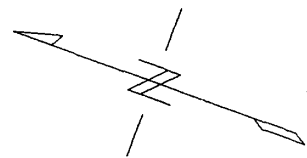
**Quadrature Contours
mmhos/meter**



NYSDEC
Hanna Furnace Geophysical Survey
Magnetometer and EM Surveys
ABB Environmental Services, Inc.



**In-phase Contours
ppt**



Scale 1:1200
50 0 50 100
(feet)

NYSDEC
Hanna Furnace Geophysical Survey
Magnetometer and EM Surveys
ABB Environmental Services, Inc.

SECTION 2.0
FIELD DATA RECORDS

GROUNDWATER SAMPLE FIELD DATA RECORD

Project: Hanna Furnace
 Project Number: 7169-40

Site: Hanna Furnace MW-109
 Date: 11/29/94
 Time: Start: 1335 End: 1415
 Signature of Sampler: PK Beck

Sample Location ID: HFMW109xxx94xx

Water Level/Well Data

Well Depth 25 Ft. Measured Top of Well
 Historical Top of Protective Casing

Well Riser Stick-up 2.48 Ft. (from ground) = 0.14 Ft. Protective Casing/Well Difference

Protective 2.62 Ft. Casing

Depth to Water 7.90 Ft. Well Material: PVC Well Locked?: Yes
 SS No

Well Dia. 2 inch 4 inch 6 inch

Water Level Equip. Used: Elect. Cond. Probe
 Float Activated Press. Transducer

Height of Water Column 17.2 Ft. .16 Gal/Ft. (2 in.) .65 Gal/Ft. (4 in.) 1.5 Gal/Ft. (6 in.) Gal/Ft. (in.)

[2.8 Gal/Vol. 9.0 Total Gal Purged]

Well Integrity: Prot. Casing Secure Yes No
 Concrete Collar Intact Other

Equipment Documentation

Purging/Sampling Equipment Used: Decontamination Fluids Used:

	(✓ If Used For)		
Purging	Sampling	Equipment ID	(✓ All That Apply at Location)
<input checked="" type="checkbox"/>	<input checked="" type="checkbox"/>	Peristaltic Pump	<input type="checkbox"/> Methanol (100%)
<input type="checkbox"/>	<input checked="" type="checkbox"/>	Submersible Pump	<input type="checkbox"/> 25% Methanol/75% ASTM Type II water
<input type="checkbox"/>	<input checked="" type="checkbox"/>	Bailer	<input checked="" type="checkbox"/> Deionized Water
<input type="checkbox"/>	<input checked="" type="checkbox"/>	PVC/Silicon Tubing	<input type="checkbox"/> Liquinox Solution
<input type="checkbox"/>	<input type="checkbox"/>	Teflon/Silicon Tubing	<input type="checkbox"/> Hexane
<input type="checkbox"/>	<input type="checkbox"/>	Airlift	<input type="checkbox"/> HNO ₃ /D.I. Water Solution
<input type="checkbox"/>	<input type="checkbox"/>	Hand Pump	<input type="checkbox"/> Potable Water
<input type="checkbox"/>	<input type="checkbox"/>	In-line Filter	<input type="checkbox"/> None
<input type="checkbox"/>	<input type="checkbox"/>	Press/Vac Filter	

Equipment ID: ABB # 05110-020
ABB
N/A

Field Analysis Data

PID: Ambient Air 0 ppm Well Mouth 1.4 ppm Purge Data Collected In-line In Container Turbid Clear Cloudy
 Colored Odor

Purge Data	@ 3.0 Gal.	@ 6.0 Gal.	@ 9.0 Gal.	@ Gal.	@ Gal.
Temperature, Deg. C	<u>10.8</u>	<u>11.5</u>	<u>11.6</u>		
pH, units	<u>10.27</u>	<u>10.8</u>	<u>10.8</u>		
Specific Conductivity (µmhos/cm)	<u>117</u>	<u>123</u>	<u>12</u>		
Turbidity (NTUS)	<u>159</u>	<u>11</u>	<u>4</u>		
Oxidation - Reduction, +/- mv	<u>-</u>	<u>-</u>	<u>-</u>		
Dissolved Oxygen, ppm	<u>1.10</u> <u>0.03</u>	<u>0.41</u> <u>0.05</u>	<u>0.50</u> <u>0.03</u>		

Sample Collection Requirements (✓ If Required at this Location)

Analytical Parameter	✓ If Sample Collected	Preservation Method	Volume Required	Sample Bottle I/Lot Nos.
<input checked="" type="checkbox"/> VOCs	<input checked="" type="checkbox"/>	4°C	2x40 ml	<u>376840</u>
<input checked="" type="checkbox"/> SVOCs	<input checked="" type="checkbox"/>	4°C	2x1 liter AG	<u>37632</u>
<input checked="" type="checkbox"/> Metals	<input checked="" type="checkbox"/>	HNO ₃ , 4°C	1x1 liter P	<u>4157010</u>
<input checked="" type="checkbox"/> Cyanide	<input checked="" type="checkbox"/>	NaOH, 4°C	1x500mLP	<u>4157012</u>
<input type="checkbox"/> Nitrate/Sulfate	<input type="checkbox"/>	H ₂ SO ₄ , 4°C	1x1 liter P	
<input type="checkbox"/> Nitrate/Phosphate	<input type="checkbox"/>	H ₂ SO ₄ , 4°C	1x1 liter P	
<input checked="" type="checkbox"/> Pest/PCB	<input checked="" type="checkbox"/>	4°C	3x1 liter AG	<u>37632</u>
<input type="checkbox"/> TPH	<input type="checkbox"/>	H ₂ SO ₄ , 4°C	2x1 liter AG	
<input type="checkbox"/> TOC	<input type="checkbox"/>	H ₂ SO ₄ , 4°C	1x1 liter P	

Notes: * PID reading 1.4 ppm during purging

GROUNDWATER SAMPLE FIELD DATA RECORD

Project: # NY5DEC WA #14
 Project Number: 7164-30

Site: Hanna Furnace MW-110
 Date: 11/24/94
 Time: Start: 1235 End: 1335
 Signature of Sampler: [Signature]

Sample Location ID: HFMW110XXXX4HXX

Water Level/Well Data

Well Depth 22.4 Ft. Measured Top of Well
 Historical Top of Protective Casing

Well Riser Stick-up 2.76 Ft. (from ground) Protective Casing/Well Difference 0.15 Ft.
 Protective Casing 2.51 Ft.

Depth to Water 8.05 Ft. Well Material: PVC Well Locked?: Yes Well Dia. 2 inch Water Level Equip. Used:
 SS No 4 inch Elect. Cond. Probe
 Ga/Ft. (in.) 6 inch Float Activated
 Ga/Ft. (in.) Press. Transducer

Height of Water Column 14.35 Ft. .16 Gal/Ft. (2 in.) .65 Gal/Ft. (4 in.) 1.5 Gal/Ft. (6 in.) Ga/Ft. (in.)

[2.3 Gal/Vol.] Yes No
7.5 Total Gal Purged Well Integrity: Prot. Casing Secure Concrete Collar Intact Other

Equipment Documentation

Purging/Sampling Equipment Used: Decontamination Fluids Used:

	(✓ If Used For)				
	Purging	Sampling	Equipment ID	(✓ All That Apply at Location)	
<input checked="" type="checkbox"/>	<input checked="" type="checkbox"/>	<input type="checkbox"/>	<u>ABB #05910-020</u>	<input type="checkbox"/> Methanol (100%)	
<input type="checkbox"/>	<input type="checkbox"/>	<input checked="" type="checkbox"/>	<u>[Signature]</u>	<input checked="" type="checkbox"/> 25% Methanol/75% ASTM Type II water	
<input type="checkbox"/>	<input type="checkbox"/>	<input checked="" type="checkbox"/>	<u>N/A</u>	<input checked="" type="checkbox"/> Deionized Water	
<input type="checkbox"/>	<input type="checkbox"/>	<input type="checkbox"/>		<input type="checkbox"/> Liquinox Solution	
<input type="checkbox"/>	<input type="checkbox"/>	<input type="checkbox"/>		<input type="checkbox"/> Hexane	
<input type="checkbox"/>	<input type="checkbox"/>	<input type="checkbox"/>		<input type="checkbox"/> HNO ₃ /D.I. Water Solution	
<input type="checkbox"/>	<input type="checkbox"/>	<input type="checkbox"/>		<input type="checkbox"/> Potable Water	
<input type="checkbox"/>	<input type="checkbox"/>	<input type="checkbox"/>		<input type="checkbox"/> None	

Field Analysis Data

PID: Ambient Air 0 ppm Well Mouth 0 ppm Purge Data Collected In-line In Container Sample Observations: Turbid Clear Cloudy
 Colored Odor

Purge Data	@ <u>2.5</u> Gal.	@ <u>5.0</u> Gal.	@ <u>7.5</u> Gal.	@ _____ Gal.	@ _____ Gal.
Temperature, Deg. C	<u>10.6</u>	<u>11.3</u>	<u>11.1</u>		
pH, units	<u>6.9</u>	<u>6.8</u>	<u>6.93</u>		
Specific Conductivity (µmhos/cm)	<u>1.6</u>	<u>1.7</u>	<u>1.5</u>		
Turbidity (NTUS)	<u>11</u>	<u>4</u>	<u>6</u>		
Oxidation - Reduction, +/- mv	<u>-</u>	<u>-</u>	<u>-</u>		
Dissolved Oxygen, ppm	<u>1.7</u>	<u>1.7</u>	<u>1.8</u>		
<u>Salinity</u>	<u>0.67</u>	<u>0.68</u>	<u>0.68</u>		

Sample Collection Requirements
(✓ If Required at this Location)

Analytical Parameter	✓ If Sample Collected	Preservation Method	Volume Required	Sample Bottle (Lot Nos.)
<input checked="" type="checkbox"/> VOCs	<input checked="" type="checkbox"/>	4°C	2x40 ml	<u>376840</u>
<input checked="" type="checkbox"/> SVOCs	<input checked="" type="checkbox"/>	4°C	2x1 liter AG	<u>373632</u>
<input checked="" type="checkbox"/> Metals	<input checked="" type="checkbox"/>	HNO ₃ , 4°C	1x1 liter P	<u>4157010</u>
<input checked="" type="checkbox"/> Cyanide	<input checked="" type="checkbox"/>	NaOH, 4°C	1x500mLP	<u>4157012</u>
<input type="checkbox"/> Nitrate/Sulfate	<input type="checkbox"/>	H ₂ SO ₄ , 4°C	1x1 liter P	
<input type="checkbox"/> Nitrate/Phosphate	<input type="checkbox"/>	H ₂ SO ₄ , 4°C	1x1 liter P	
<input checked="" type="checkbox"/> Pest/PCB	<input checked="" type="checkbox"/>	4°C	2x1 liter AG	<u>373632</u>
<input type="checkbox"/> TPH	<input type="checkbox"/>	H ₂ SO ₄ , 4°C	2x1 liter AG	
<input type="checkbox"/> TOC	<input type="checkbox"/>	H ₂ SO ₄ , 4°C	1x1 liter P	

Notes: Green color to clear water

FIELD INSTRUMENTATION & MATERIAL QUALITY ASSURANCE RECORD

Project PSA-14 Site Hanna Furnace
 Project No. 7169-40 Sampler Signature Rick Buttl
 Date 10/17/94

Field Instrumentation Calibration Data

Equipment Type/I.D.	Battery Condition	Calibration Information
<u>Horiba WQ Checker</u>	<u>OK</u>	pH 4 <input checked="" type="checkbox"/> pH 7 <input type="checkbox"/> pH 10 <input type="checkbox"/>
<u>S/n 304001</u>		pH 4 <input type="checkbox"/> pH 7 <input type="checkbox"/> pH 10 <input type="checkbox"/>
<u>HAZCO 3896</u>		pH 4 <input type="checkbox"/> pH 7 <input type="checkbox"/> pH 10 <input type="checkbox"/>
		Cond. Std. <input type="checkbox"/> / <input type="checkbox"/> Cond. Std. <input checked="" type="checkbox"/> / <u>4.6</u> meter value
		Cond. Std. <input type="checkbox"/> / <input type="checkbox"/> Cond. Std. <input type="checkbox"/> / <input type="checkbox"/> meter value
		Cond. Std. <input type="checkbox"/> / <input type="checkbox"/> Cond. Std. <input type="checkbox"/> / <input type="checkbox"/> meter value
Dissolved Oxygen / Temp / Turb / Salin		All params. check <input checked="" type="checkbox"/>
<u>A - Above</u>	<u>OK</u>	Avg. Winkler Value <u>MA</u> ppm Meter Value <input checked="" type="checkbox"/> ppm
Redox		Zobell Sol. Value <input type="checkbox"/> Meter Value <input type="checkbox"/>
Photoionization Meter		Zero/Zero Air? <input type="checkbox"/> Yes <input type="checkbox"/> No Span Gas Value <input type="checkbox"/> ppm Equiv.
<u>NY5DEC TIP #2</u>	<u>OK</u>	Meter Value <input type="checkbox"/> ppm Equiv.
<u>HAZCO # 3593 (580B)</u>		Zero/Zero Air? <input type="checkbox"/> Yes <input checked="" type="checkbox"/> No Span Gas Value <u>100</u> ppm Equiv.
<u>S/n 42247-267</u>		Meter Value <u>102</u> ppm Equiv.
Other <u>1-LEL/O2 Meter HAZCO</u>		
<u>3-MiniRam Dust Mon.</u>	<u>OK</u>	<u>see HAZCO Cal. sheet.</u>
<u># 5522 / # 4760 / # 4933</u>		

Auto Cal Sol'n
All params. accepted
n/s/km

Fluids/Materials Record

Deionized Water Source: ECJ Staging Portable System Other

Trip Blank Water Source: ECJ Lab; Lot No.

Other; Type ID

Decontamination Fluids: Methyl Hydrate; Lot No.

Other; Type Liquinox ID N/A

HNO₃/DI Rinse Solution: ECJ Staging; Lot No.

Filtration Paper ID: (In Line) Manuf/Type Lot No. /

(Vacuum) Manuf/Type Lot No. /

Chemicals Used: HNO₃ Lot No. Lab Preserved ZnAOC Lot No.

H₂SO₄ Lot No. Other Lot No.

HCL Lot No. Other Lot No.

NaOH Lot No. Lab Preserved

FIELD INSTRUMENTATION & MATERIAL QUALITY ASSURANCE RECORD

Project PSA-14 Site Anna Furnace
 Project No. 7169-40 Sampler Signature Bk R. TL
 Date 10/18/94

Field Instrumentation Calibration Data

Equipment Type/I.D.	Battery Condition	Calibration Information
_____	_____	pH 4 _____ pH 7 _____ pH 10 _____
_____	_____	pH 4 _____ pH 7 _____ pH 10 _____
_____	_____	pH 4 _____ pH 7 _____ pH 10 _____
_____	_____	Cond. Std. _____ / _____ Cond. Std. _____ / _____ meter value
_____	_____	Cond. Std. _____ / _____ Cond. Std. _____ / _____ meter value
_____	_____	Cond. Std. _____ / _____ Cond. Std. _____ / _____ meter value

Dissolved Oxygen
 _____ Avg. Winkler Value _____ ppm Meter Value _____ ppm

Redox
 _____ Zobell Sol. Value _____ Meter Value _____

Photoionization Meter
NYSDEC TIP #2 OK Zero/Zero Air? Yes No Span Gas Value 100 ppm Equiv.
 Meter Value 99 ppm Equiv.
TE-580B HAZCO #3593 OK Zero/Zero Air? Yes No Span Gas Value 100 ppm Equiv.
S/n 42247-267 Meter Value 100 ppm Equiv.

Other
3 - Miniscams #5522/#84760/#433 OK Pre-calibrated
ISCMX LEL/O2 meter HAZCO OK

Fluids/Materials Record

Deionized Water Source: ECJ Staging Portable System Other
 Trip Blank Water Source: _____ ECJ Lab; Lot No. _____
~~_____ Other; Type Liquinox ID _____~~
 Decontamination Fluids: _____ Methyl Hydrate; Lot No. _____
 Other; Type Liquinox ID _____
 HNO₃/DI Rinse Solution: _____ ECJ Staging; Lot No. _____
 Filtration Paper ID: (In Line) Manuf/Type _____ Lot No. _____ / _____
 (Vacuum) Manuf/Type _____ Lot No. _____ / _____
 Chemicals Used: HNO₃ Lot No. lab preserved ZnAOC Lot No. _____
 H₂SO₄ Lot No. _____ Other Lot No. _____
 HCL Lot No. _____ Other Lot No. _____
 NaOH Lot No. lab preserved

FIELD INSTRUMENTATION & MATERIAL QUALITY ASSURANCE RECORD

Project NYSDDEC Site Hanna Furnace
 Project No. 7169-40 Sampler Signature R. K Butler
 Date 10/12/94

Field Instrumentation Calibration Data

Equipment Type/I.D.	Battery Condition	Calibration Information
<u>Horiba WQ checker</u>	<u>OK</u>	pH 4 <input checked="" type="checkbox"/> pH 7 <input type="checkbox"/> pH 10 <input type="checkbox"/> pH 4 <input type="checkbox"/> pH 7 <input type="checkbox"/> pH 10 <input type="checkbox"/> pH 4 <input type="checkbox"/> pH 7 <input type="checkbox"/> pH 10 <input type="checkbox"/> Cond. Std. <u>3</u> / <u>10.7</u> Cond. Std. <input type="checkbox"/> / <input type="checkbox"/> Cond. Std. <input type="checkbox"/> / <input type="checkbox"/> Cond. Std. <input type="checkbox"/> / <input type="checkbox"/> Cond. Std. <input type="checkbox"/> / <input type="checkbox"/> Cond. Std. <input type="checkbox"/> / <input type="checkbox"/>
<u>Horiba WQ</u>	<u>OK</u>	
Dissolved Oxygen		Avg. Winkler Value <input type="checkbox"/> ppm Meter Value <input type="checkbox"/> ppm
Redox		Zobell Sol. Value <input type="checkbox"/> Meter Value <input type="checkbox"/>
Photoionization Meter		Zero/Zero Air? <input type="checkbox"/> Yes <input checked="" type="checkbox"/> No Span Gas Value <u>100</u> ppm Equiv. Meter Value <u>100</u> ppm Equiv.
<u>HAZCO # 35A3</u> <u>SN 42247-207</u>	<u>OK</u>	Zero/Zero Air? <input type="checkbox"/> Yes <input type="checkbox"/> No Span Gas Value <input type="checkbox"/> ppm Equiv. Meter Value <input type="checkbox"/> ppm Equiv.
Other		<u>Turb = 0 DO = 19.99 Temp = 2.5</u> <u>Sal = 0.35</u>

Fluids/Materials Record

Deionized Water Source: (ECJ Staging) Portable System Other
 Trip Blank Water Source: ECJ Lab; Lot No.
 Other; Type NYTEST ID HFGTX*2XXXG4XX
 Decontamination Fluids: Methyl Hydrate; Lot No.
 Other; Type Liquinox ID
 HNO₃/DI Rinse Solution: ECJ Staging; Lot No.
 Filtration Paper ID: (In Line) Manuf/Type Lot No. /
 (Vacuum) Manuf/Type Lot No. /
 Chemicals Used: HNO₃ Lot No. Lab prep preserve ZnAOC Lot No.
 H₂SO₄ Lot No. Other Lot No.
 HCL Lot No. Other Lot No.
 NaOH Lot No. Lab prep preserve

E.C. JORDAN, CO.

FIELD INSTRUMENTATION & MATERIAL QUALITY ASSURANCE RECORD

Project _____ Site HANNA FURNACE
 Project No. 7169-40 Sampler Signature [Signature]
 Date 10-13-94

Field Instrumentation Calibration Data

Equipment Type/I.D.	Battery Condition	Calibration Information
_____	_____	pH 4 _____ pH 7 _____ pH 10 _____
_____	_____	pH 4 _____ pH 7 _____ pH 10 _____
_____	_____	pH 4 _____ pH 7 _____ pH 10 _____
_____	_____	Cond. Std. _____/_____ Cond. Std. _____/_____
_____	_____	Cond. Std. _____/_____ Cond. Std. _____/_____
_____	_____	Cond. Std. _____/_____ Cond. Std. _____/_____

Dissolved Oxygen
 _____ Avg. Winkler Value _____ ppm Meter Value _____ ppm

Redox
 _____ Zobeil Sol. Value _____ Meter Value _____

Photoionization Meter NYSDEC #2
PHOTONAC TIP II OK
 Zero/Zero Air? Yes No Span Gas Value 100 ppm Equiv. Inductation
 Meter Value 99 ppm Equiv. lot # 11872
 Zero/Zero Air? Yes No Span Gas Value _____ ppm Equiv.
 Meter Value _____ ppm Equiv.

Other
Horiba WATERCHECKER U-10 OK USED supplied pH solution: Auto Calibration
procedure performed - OK!

Fluids/Materials Record

Deionized Water Source: ECJ Staging Portable System Other
 Trip Blank Water Source: _____ ECJ Lab; Lot No. _____
 Other; Type Lot supplied ID _____
 Decontamination Fluids: _____ Methyl Hydrate; Lot No. _____
 Other; Type Potable H2O ID LIQUINOX
 HNO₃/DI Rinse Solution: _____ ECJ Staging; Lot No. _____
 Filtration Paper ID: (In Line) Manuf/Type _____ Lot No. _____/_____
 (Vacuum) Manuf/Type _____ Lot No. _____/_____
 Chemicals Used: HNO₃ Lot No. _____ ZnAOC Lot No. _____
 H₂SO₄ Lot No. _____ Other Lot No. _____
 HCL Lot No. _____ Other Lot No. _____
 NaOH Lot No. _____

Preservatives are all LAD supplied by NYEST w/ the bottles
E.C. JORDAN, CO.

FIELD INSTRUMENTATION & MATERIAL QUALITY ASSURANCE RECORD

Project 71109-40 Site Hanna Furnace
 Project No. Hanna Furnace Sampler Signature R. K. Buttl
 Date 10/10/94

Field Instrumentation Calibration Data

Equipment Type/I.D.	Battery Condition	Calibration Information
<u>Horiba WQ Meter</u>	_____	pH 4 <input checked="" type="checkbox"/> pH 7 _____ pH 10 _____
<u>SN 304001</u>	_____	pH 4 _____ pH 7 _____ pH 10 _____
<u>HAZCO 3896</u>	_____	pH 4 _____ pH 7 _____ pH 10 _____
_____	_____	Cond. Std. _____ / _____ Cond. Std. <u>Auto</u> / <u>4.51</u> meter value <u>MS/cm</u>
_____	_____	Cond. Std. _____ / _____ Cond. Std. _____ / _____ meter value
_____	_____	Cond. Std. _____ / _____ Cond. Std. _____ / _____ meter value
Dissolved Oxygen		
<u>Horiba WQ Meter</u>	_____	<u>Auto Cal. sol'n</u>
Redox	_____	Avg. Winkler Value _____ ppm Meter Value _____ ppm
_____	_____	Zobell Sol. Value _____ Meter Value _____
Photoionization Meter		
<u>NYSDEC TIP#2</u>	<u>OK</u>	Zero/Zero Air? <input checked="" type="checkbox"/> Yes <input type="checkbox"/> No Span Gas Value <u>60</u> ppm Equiv.
<u>SN FA 900042</u>	_____	Meter Value <u>61</u> ppm Equiv.
<u>HAZCO #3593 (5806)</u>	<u>OK</u>	Zero/Zero Air? <input type="checkbox"/> Yes <input type="checkbox"/> No Span Gas Value _____ ppm Equiv.
<u>SN 42247-267</u>	_____	Meter Value _____ ppm Equiv.
Other		
<u>Temp/Turb/Salin</u>	_____	<u>Horiba</u>

Fluids/Materials Record

Deionized Water Source: ECJ Staging Portable System Other

Trip Blank Water Source: _____ ECJ Lab; Lot No. _____

Other; Type Lab, NYTEST ID HFGTLE^{XXI} XXX94XX
05/10/94

Decontamination Fluids: _____ Methyl Hydrate; Lot No. _____

Other; Type Liquinox ID _____

HNO₃/DI Rinse Solution: _____ ECJ Staging; Lot No. _____

Filtration Paper ID: (In Line) Manuf/Type _____ Lot No. _____ / _____

(Vacuum) Manuf/Type _____ Lot No. _____ / _____

Chemicals Used: HNO₃ Lot No. Lab Preserved ZnAOC Lot No. _____

H₂SO₄ Lot No. _____ Other Lot No. _____

HCL Lot No. _____ Other Lot No. _____

NaOH Lot No. Lab Preserved

FIELD INSTRUMENTATION & MATERIAL QUALITY ASSURANCE RECORD

Project 7169-40 Site Home Furnace

Project No. Home Furnace Sampler Signature R. K. Buttl

Date 10/11/94

Field Instrumentation Calibration Data

Equipment Type/I.D.	Battery Condition	Calibration Information
<u>HORIBA WQ Meter</u> <u>S/N 304001</u>	<u>OK</u>	pH 4 <input checked="" type="checkbox"/> pH 7 _____ pH 10 _____ pH 4 _____ pH 7 _____ pH 10 _____
<u>HAZCO 3596</u>	_____	pH 4 _____ pH 7 _____ pH 10 _____
<u>HORIBA WQ Meter</u>	_____	Cond. Std. _____ / _____ Cond. Std. <u>Auto</u> / <u>4.51</u> ^{MS/cm} meter value Cond. Std. _____ / _____ Cond. Std. _____ / _____ meter value Cond. Std. _____ / _____ Cond. Std. _____ / _____ meter value

Auto Cal
FLUCL

Dissolved Oxygen

HORIBA WQ Meter Autocal. Avg. Winkler Value _____ ppm Meter Value _____ ppm

Redox

_____ Zobell Sol. Value _____ Meter Value _____

Photoionization Meter

NYSD ECTIP #2 OK Zero/Zero Air? Yes No Span Gas Value 100 ppm Equiv.
S/N FA 900042 (After span, res = 7.5) Meter Value 99 ppm Equiv.

HAZCO #3593 (580B) OK Zero/Zero Air? Yes No Span Gas Value 100 ppm Equiv.
S/N 42247-267 Meter Value 100 ppm Equiv.

Other

Temp/Turbidalin _____ Horiba

Fluids/Materials Record

Deionized Water Source: ECJ Staging Portable System Other

Trip Blank Water Source: _____ ECJ Lab; Lot No. _____

Other; Type Lab. N-TEST ID HFQTXX1XXX94XX

Decontamination Fluids: _____ Methyl Hydrate; Lot No. _____

Other; Type Liquinox ID _____

HNO₃/DI Rinse Solution: _____ ECJ Staging; Lot No. _____

Filtration Paper ID: (In Line) Manuf/Type _____ Lot No. _____ / _____

(Vacuum) Manuf/Type _____ Lot No. _____ / _____

Chemicals Used: HNO₃ Lot No. Lab prepared ZnAOC Lot No. _____

H₂SO₄ Lot No. _____ Other Lot No. _____

HCL Lot No. _____ Other Lot No. _____

NaOH Lot No. Lab Prepared

FIELD INSTRUMENTATION & MATERIAL QUALITY ASSURANCE RECORD

Project PSA-14 Site Hanna Furnace
 Project No. 7169-40 Sampler Signature Rick Butch
 Date 10/18/04
02/21/04

Field Instrumentation Calibration Data

Equipment Type/I.D.	Battery Condition	Calibration Information
_____	_____	pH 4 _____ pH 7 _____ pH 10 _____
_____	_____	pH 4 _____ pH 7 _____ pH 10 _____
_____	_____	pH 4 _____ pH 7 _____ pH 10 _____
_____	_____	Cond. Std. _____ / _____ Cond. Std. _____ / _____ meter value
_____	_____	Cond. Std. _____ / _____ Cond. Std. _____ / _____ meter value
_____	_____	Cond. Std. _____ / _____ Cond. Std. _____ / _____ meter value

Dissolved Oxygen

_____ Avg. Winkler Value _____ ppm Meter Value _____ ppm

Redox

_____ Zobell Sol. Value _____ Meter Value _____

Photoionization Meter

TE 580 B HAZCO # 3593 OK Zero/Zero Air? Yes No Span Gas Value 100 ppm Equiv.
 Meter Value 100 ppm Equiv.
 _____ Zero/Zero Air? Yes No Span Gas Value _____ ppm Equiv.
 Meter Value _____ ppm Equiv.

Gillian Gilibrator Air P Pump OK Cal-pump/w/gilibrator.
 Other 3-Minirams #5572/#4760/#4433 OK Precalibrated
HAZCO CELCO2 OK Precalibrated

Fluids/Materials Record

Deionized Water Source: ECJ Staging Portable System Other
 Trip Blank Water Source: _____ ECJ Lab; Lot No. _____
 _____ Other; Type _____ ID _____
 Decontamination Fluids: _____ Methyl Hydrate; Lot No. _____
 Other; Type Ugonox ID _____
 HNO₃/DI Rinse Solution: _____ ECJ Staging; Lot No. _____
 Filtration Paper ID: (In Line) Manuf/Type _____ Lot No. _____ / _____
 (Vacuum) Manuf/Type _____ Lot No. _____ / _____
 Chemicals Used: HNO₃ Lot No. Lab preserved ZnAOC Lot No. _____
 H₂SO₄ Lot No. _____ Other Lot No. _____
 HCL Lot No. _____ Other Lot No. _____
 NaOH Lot No. Lab preserved

FIELD INSTRUMENTATION & MATERIAL QUALITY ASSURANCE RECORD

Project PSA-14 Site Hawa Furnace
 Project No. 7169-40 Sampler Signature BE Buntl
 Date 10/20/94

Field Instrumentation Calibration Data

Equipment Type/I.D.	Battery Condition	Calibration Information		
_____	_____	pH 4 _____	pH 7 _____	pH 10 _____
_____	_____	pH 4 _____	pH 7 _____	pH 10 _____
_____	_____	pH 4 _____	pH 7 _____	pH 10 _____
_____	_____	Cond. Std. _____ / _____	Cond. Std. _____ / _____	meter value _____
_____	_____	Cond. Std. _____ / _____	Cond. Std. _____ / _____	meter value _____
_____	_____	Cond. Std. _____ / _____	Cond. Std. _____ / _____	meter value _____

Dissolved Oxygen

_____ Avg. Winkler Value _____ ppm Meter Value _____ ppm

Redox

_____ Zobell Sol. Value _____ Meter Value _____

Photoionization Meter

TE-590B Hazco #3593 OK Zero/Zero Air? Yes No Span Gas Value 100 ppm Equiv.
 (lamp failure -
afternoon) Meter Value 98 ppm Equiv.
NY5DEC Low Zero/Zero Air? Yes No Span Gas Value 100 ppm Equiv.
 Meter Value 99 ppm Equiv.

Other

HAWO EC-MX LE102 OK Precalibrated
3-Minirans #4933, 4760, 5522 OK Precalibrated

Fluids/Materials Record

Deionized Water Source: ECJ Staging Portable System Other

Trip Blank Water Source: _____ ECJ Lab; Lot No. _____

_____ Other; Type _____ ID _____

Decontamination Fluids: _____ Methyl Hydrate; Lot No. _____

Other; Type Liquinox ID _____

HNO₃/DI Rinse Solution: _____ ECJ Staging; Lot No. _____

Filtration Paper ID: (In Line) Manuf/Type _____ Lot No. _____ / _____

(Vacuum) Manuf/Type _____ Lot No. _____ / _____

Chemicals Used: HNO₃ Lot No. Lab preserved ZnAOC Lot No. _____

H₂SO₄ Lot No. _____ Other Lot No. _____

HCL Lot No. _____ Other Lot No. _____

NaOH Lot No. Lab preserved

FIELD INSTRUMENTATION & MATERIAL QUALITY ASSURANCE RECORD

Project PSA-14 Site Hanna Furnace
 Project No. 7164-40 Sampler Signature BK Buttl
 Date 6/21/94

Field Instrumentation Calibration Data

Equipment Type/I.D.	Battery Condition	Calibration Information
<u>Horiba U-10 WQ checker</u>	<u>OK</u>	pH 4 <input checked="" type="checkbox"/> pH 7 <input type="checkbox"/> pH 10 <input type="checkbox"/>
<u>SN 304001</u>		pH 4 <input type="checkbox"/> pH 7 <input type="checkbox"/> pH 10 <input type="checkbox"/>
<u>(HAZCO 38916)</u>		pH 4 <input type="checkbox"/> pH 7 <input type="checkbox"/> pH 10 <input type="checkbox"/>
		Cond. Std. <input type="checkbox"/> / <input type="checkbox"/> meter value
		Cond. Std. <input type="checkbox"/> / <input type="checkbox"/> meter value
		Cond. Std. <input type="checkbox"/> / <input type="checkbox"/> meter value
Dissolved Oxygen, Temp, Salin, Turb		
<u>WQ checker</u>	<input checked="" type="checkbox"/> OK	Avg. Winkler Value <input type="checkbox"/> ppm Meter Value <input type="checkbox"/> ppm
Redox		Zobell Sol. Value <input type="checkbox"/> Meter Value <input type="checkbox"/>
Photoionization Meter		
<u>NYSDEC TIPT#2</u>	<u>OK</u>	Zero/Zero Air? <input type="checkbox"/> Yes <input checked="" type="checkbox"/> No Span Gas Value <u>100</u> ppm Equiv. Meter Value <u>99</u> ppm Equiv.
		Zero/Zero Air? <input type="checkbox"/> Yes <input type="checkbox"/> No Span Gas Value <input type="checkbox"/> ppm Equiv. Meter Value <input type="checkbox"/> ppm Equiv.
Other		
<u>HAZCO ISC-MK (ELK)</u>	<u>OK</u>	<u>Precalibrated</u>
<u>3- Minnems #4933, 47625522</u>	<u>OK</u>	<u>Precalibrated</u>

Fluids/Materials Record

Deionized Water Source: ECJ Staging Portable System Other

Trip Blank Water Source: ECJ Lab; Lot No.
 Other; Type ID

Decontamination Fluids: Methyl Hydrate; Lot No.
 Other; Type liquinox ID

HNO₃/DI Rinse Solution: ECJ Staging; Lot No.

Filtration Paper ID: (In Line) Manuf/Type Lot No. /
 (Vacuum) Manuf/Type Lot No. /

Chemicals Used: HNO₃ Lot No. lab preserved ZnAOC Lot No.
 H₂SO₄ Lot No. Other Lot No.
 HCL Lot No. Other Lot No.
 NaOH Lot No. lab preserved

FIELD INSTRUMENTATION & MATERIAL QUALITY ASSURANCE RECORD

Project PSA-14 Site HANNA FURNACE
 Project No. 7169-40 Sampler Signature J. D. Tully
 Date 10-25-94

Field Instrumentation Calibration Data

Equipment Type/I.D.	Battery Condition	Calibration Information
_____	_____	pH 4 _____ pH 7 _____ pH 10 _____
_____	_____	pH 4 _____ pH 7 _____ pH 10 _____
_____	_____	pH 4 _____ pH 7 _____ pH 10 _____
_____	_____	Cond. Std. _____/_____ Cond. Std. _____/_____
_____	_____	Cond. Std. _____/_____ Cond. Std. _____/_____
_____	_____	Cond. Std. _____/_____ Cond. Std. _____/_____
Dissolved Oxygen	_____	Avg. Winkler Value _____ ppm Meter Value _____ ppm
Redox	_____	Zobell Sol. Value _____ Meter Value _____
Photoionization Meter	_____	Zero/Zero Air? <input type="checkbox"/> Yes <input checked="" type="checkbox"/> No Span Gas Value <u>100</u> ppm Equiv.
<u>TE-580 B OVM</u>	<u>OK</u>	Meter Value <u>97.5</u> ppm Equiv.
_____	_____	Zero/Zero Air? <input type="checkbox"/> Yes <input type="checkbox"/> No Span Gas Value _____ ppm Equiv.
_____	_____	Meter Value _____ ppm Equiv.
Other	_____	_____
<u>HDRIBA</u>	<u>OK</u>	<u>Auto Cal. (FRESH INSTR. FROM FACTORY TODAY)</u>

Fluids/Materials Record

Deionized Water Source: _____ ECJ Staging Portable System Other
 Trip Blank Water Source: _____ ECJ Lab; Lot No. _____
 _____ Other; Type _____ ID _____
 Decontamination Fluids: _____ Methyl Hydrate; Lot No. _____
 _____ Other; Type _____ ID _____
 HNO₃/DI Rinse Solution: _____ ECJ Staging; Lot No. _____
 Filtration Paper ID: (In Line) Manu/Type _____ Lot No. _____/
 (Vacuum) Manu/Type _____ Lot No. _____/
 Chemicals Used: HNO₃ Lot No. _____ ZnAOC Lot No. _____
 H₂SO₄ Lot No. _____ Other Lot No. _____
 HCL Lot No. _____ Other Lot No. _____
 NaOH Lot No. _____

E.C. JORDAN, CO.

FIELD INSTRUMENTATION & MATERIAL QUALITY ASSURANCE RECORD

Project PSA-14 Site Hanna Furnace
 Project No. 7169-40 Sampler Signature _____
 Date 11/29/94

Field Instrumentation Calibration Data

Equipment Type/I.D.	Battery Condition	Calibration Information
<u>Horiba U-10 WQ checker</u>	<u>OK</u>	Auto calibration <input checked="" type="checkbox"/>
_____	_____	pH 4 <input checked="" type="checkbox"/> pH 7 _____ pH 10 _____
_____	_____	pH 4 _____ pH 7 _____ pH 10 _____
_____	_____	pH 4 _____ pH 7 _____ pH 10 _____
_____	_____	Cond. Std. _____ / _____ Cond. Std. _____ / _____ meter value
_____	_____	Cond. Std. _____ / _____ Cond. Std. _____ / _____ meter value
_____	_____	Cond. Std. _____ / _____ Cond. Std. _____ / _____ meter value
Dissolved Oxygen / Temp / Salin / Turb		
<u>Horiba U-10 WQ checker</u>	<u>OK</u>	Avg. Winkler Value _____ ppm Meter Value <input checked="" type="checkbox"/> ppm
Redox		
_____	_____	Zobell Sol. Value _____ Meter Value _____
Photoionization Meter		
<u>NYDEC TIP#2</u>	<u>OK</u>	Zero/Zero Air? <input type="checkbox"/> Yes <input checked="" type="checkbox"/> No Span Gas Value <u>100</u> ppm Equiv. Meter Value <u>100</u> ppm Equiv.
_____	_____	Zero/Zero Air? <input type="checkbox"/> Yes <input type="checkbox"/> No Span Gas Value _____ ppm Equiv. Meter Value _____ ppm Equiv.
Other		
_____	_____	_____

Fluids/Materials Record

Deionized Water Source: ECJ Staging Portable System Other

Trip Blank Water Source: _____ ECJ Lab; Lot No. _____
 Other; Type Lab-NYTEST ID HEGTX¹⁰⁴XXXX94XX
in 11/29/94

Decontamination Fluids: _____ Methyl Hydrate; Lot No. _____
 _____ Other; Type _____ ID _____

HNO₃/DI Rinse Solution: _____ ECJ Staging; Lot No. _____

Filtration Paper ID: (In Line) Manuf/Type _____ Lot No. _____ / _____
 (Vacuum) Manuf/Type _____ Lot No. _____ / _____

Chemicals Used: HNO₃ Lot No. Lab Supplied ZnAOC Lot No. _____
 / H₂SO₄ Lot No. _____ Other Lot No. _____
 HCL Lot No. _____ Other Lot No. _____
 NaOH Lot No. Lab Supplied



MIE, Inc.
1 Federal Street, #2
Billerica, Massachusetts 01821-3500
U.S.A.
Telephone: 508-663-7900
Fax: 508-663-4890

PDM-3 CALIBRATION CHECKLIST

HAZ. S/N 3229

S/N 5522

Calibration:

- 1) Set Dust Concentration for 2-6 mg/m³
- 2) Check seal of sample chamber and flow adapter
- 3) Record calibration zero: 1.13 mg/m³
- 4) Record 15 min. PDM average (TWA): 3.64 mg/m³
- 5) Record 15 min. Master average (ASA): 3.64 mg/m³
- 6) Confirm that PDM reads within $\pm .05$ mg/m³ of RAM-1

✓
✓
✓
✓
✓
✓

Final Assembly:

- 1) Inspect sample chamber for excessive calibration dust
- 2) Inspect battery pack for fit with front bezel (flush to 1/16 in.)
- 3) Record average zero readings with battery pack: 1.01 mg/m³
- 4) Install belt clip
- 5) Attach labels square to housings
- 6) Attach Sun Shield

✓
✓
✓
✓
✓
✓

Final Test:

- 1) Record clean room zero: .92 mg/m³
- 2) Record reading with Sun Shield only: _____ mg/m³
- 3) If Ref. Scat is included with unit enter value here and in log book _____ mg/m³
- 4) Test digital output
- 5) Test analog output, attach recorder sample
- 6) Life test (12 hour minimum)
- 7) Charge battery fully, approx 8.5 VDC @ 8 hours
- 8) Turn off instrument
- 9) Record S/N above and record S/N and calibration data in log book

✓
✓
✓
✓
✓
✓
✓
✓
✓

Technician

F. J. Kilibij

Date

13 July 94

1639



MIE, Inc.
1 Federal Street, #2
Billerica, Massachusetts 01821-3500
U.S.A.
Telephone: 508-663-7900
Fax: 508-663-4890

PDM-3 CALIBRATION CHECKLIST

S/N 4760

Calibration:

- 1) Set Dust Concentration for 2-6 mg/m³
- 2) Check seal of sample chamber and flow adapter
- 3) Record calibration zero: 1.71 mg/m³
- 4) Record 15 min. PDM average (TWA): 4.11 mg/m³
- 5) Record 15 min. Master average (ASA): 4.06 mg/m³
- 6) Confirm that PDM reads within ± .05 mg/m³ of RAM-1

-
-
-
-
-
-

Final Assembly:

- 1) Inspect sample chamber for excessive calibration dust
- 2) Inspect battery pack for fit with front bezel (flush to 1/16 in.)
- 3) Record average zero readings with battery pack: 1.30 mg/m³
- 4) Install belt clip
- 5) Attach labels square to housings
- 6) Attach Sun Shield

-
-
-
-
-
-

Final Test:

- 1) Record clean room zero: 1.29 mg/m³
- 2) Record reading with Sun Shield only: _____ mg/m³
- 3) If Ref. Scat is included with unit enter value here and in log book _____ mg/m³
- 4) Test digital output
- 5) Test analog output, attach recorder sample
- 6) Life test (12 hour minimum)
- 7) Charge battery fully, approx 8.5 VDC @ 8 hours
- 8) Turn off instrument
- 9) Record S/N above and record S/N and calibration data in log book

-
-
-
-
-
-
-
-
-

Technician F. J. Kelly

Date 28 Jan. 94



HAZCO Services, Inc.

Instrument Description

580 B

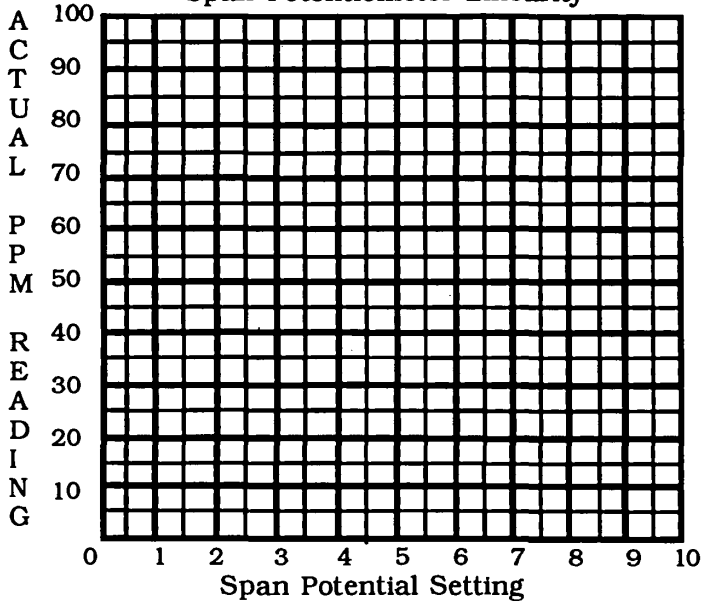
Mfg. Serial #: 42247-267

Calibration Date: 10-6-94

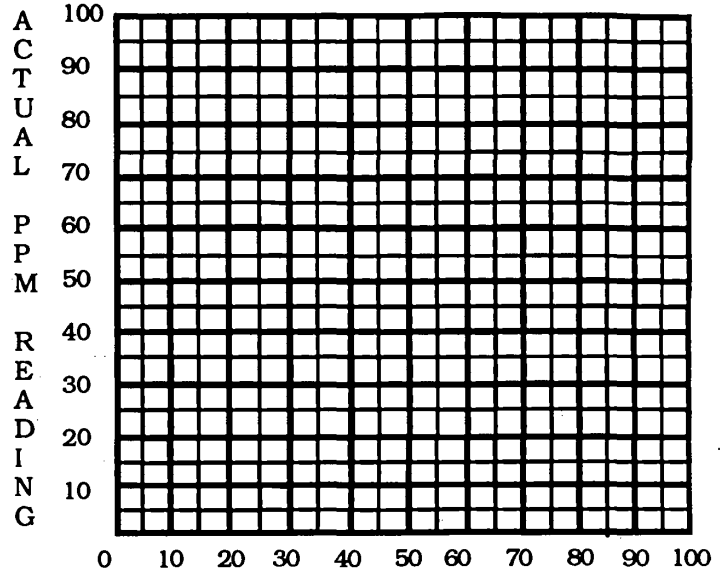
HAZCO Serial #: 3593

Technician: JB

Span Potentiometer Linearity



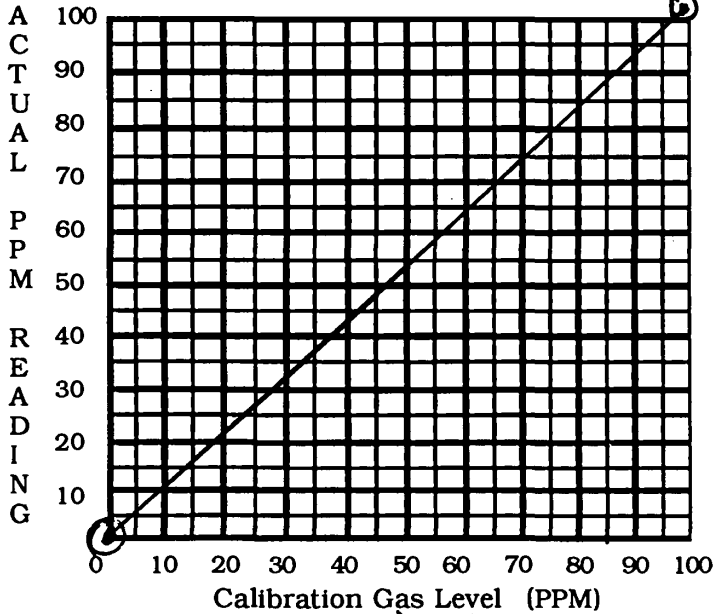
Standard Calibration



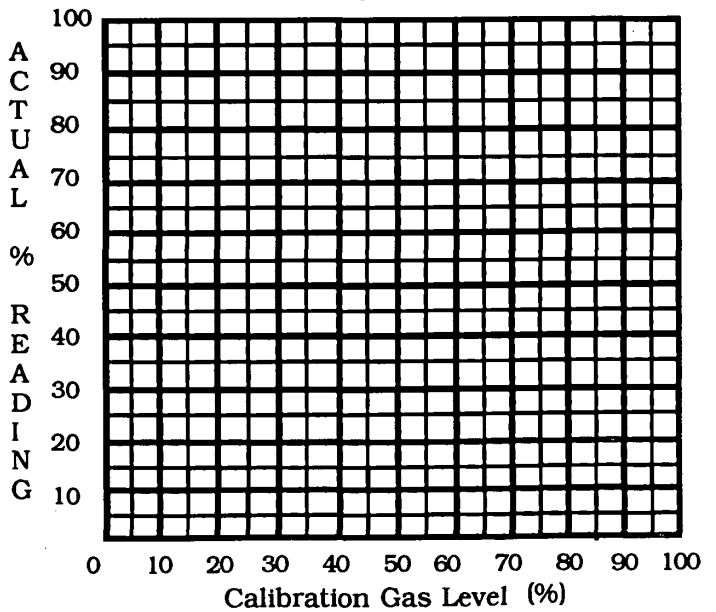
Calibration Points _____

Calibration Points _____

Standard Calibration



Standard Calibration



Calibration Points (0,0) (98.9, 101.7)

Calibration Points _____

Please Return Equipment To:

HAZCO Services, Inc.
2006 Springboro West
Dayton, OH 45439
800-332-0435/513-293-2700

SHIPPED FROM:
 NYTEST ENVIRONMENTAL INC.
 60 SEAVIEW BLVD.
 PORT WASHINGTON
 NY 11050

SHIP TO:
 ADDRESS:

Hold for Pick up/
 Brian Butler/ABB Env. Servic
 Fed Ex Terminal
 299 Cayuga Rd
 Cheektowaga, NY 14225

DELIVER ON: 10/10
 DELIVER VIA: 2nd day, ship on 10/6

ATTN:
 PROTOCOL: ASP
 REFERENCE: Hanna Furnace

SAMPLE CONTAINER INVENTORY

MATRIX	BOTTLE SIZE/COMP	TEST PARAMETERS	# OF JARS	FIELD BLK	# OF DI H2O RECD.	CONDITION/COMMENTS
AQUEOUS	40ML VIAL + HCL	VOA	✓ 60			
AQUEOUS	524.2- 40 ML VIAL	VOA				
AQUEOUS	ONE QUART GLASS	BN/ AE/ BNA				2 PER SAMPLE
AQUEOUS	ONE QUART GLASS	PEST/PCB				2 PER SAMPLE
AQUEOUS	ONE QUART GLASS	BNA+PEST+PCB	✓ 120			4 PER SAMPLE
AQUEOUS	1PT PLASTIC+HNO3	METALS TOTAL	✓ 30			
AQUEOUS	1PT PLASTIC+HNO3	METALS FILTER				
AQUEOUS	1PT PL +ZNAC+NAOH	SULFIDE				
AQUEOUS	1PT PLASTIC+NAOH	CYANIDE	✓ 30			
AQUEOUS	1PT GLASS+H2SO4	PHENOL				
				XXXXXXXXXXXXXXXXXXXX		
				XXXXXXXXXXXXXXXXXXXX		
AQUEOUS	ONE QUART GLASS	PCB				2 PER SAMPLE
AQUEOUS	1QT GLASS+HCL	TPHC				
AQUEOUS	1QT GLASS+H2SO4	O&G				
AQUEOUS	1/2PT GLASS+H2SO4*					
AQUEOUS	1QT PLASTIC**		✓ 10			UTILIZE 1 QT for Blanks: Rinse 1st w/ Cur / React and 2nd QT for EPTOX
	SOIL/MISC					
NON AQ	125ML JAR SP. VOA		✓ 82			
NON AQ	4 OZ JAR***					
NON AQ	8 OZ JAR***		✓ 164			
NON AQ	32 OZ JAR***					
DI-HCL	TRIP BLANK		✓ 4			COOLERS #5 116, 138, 007, 1057, 529, 211 26, 536, 19, 698, 446, 872, 6370 316, 481, 142

REMARKS:

BLUE ICE - COOLERS + COC + SEALS
 CLIENT PROVIDES OWN DI WATER.
 NO BLUE ICE

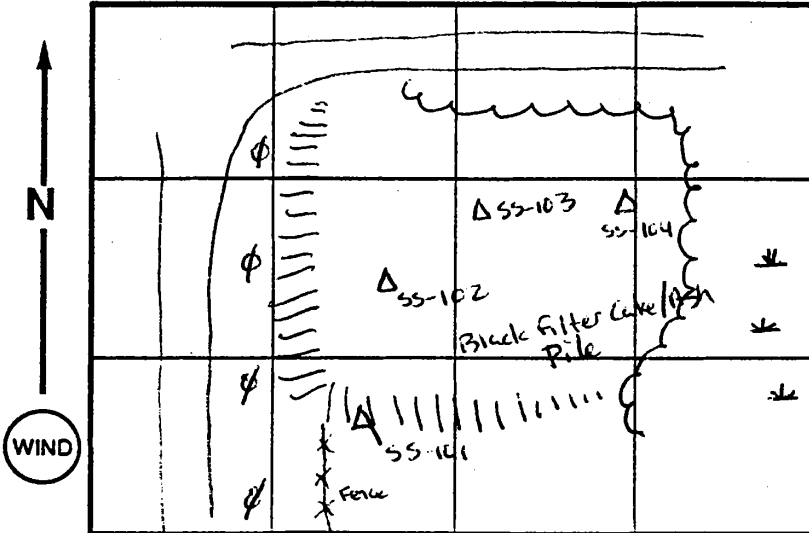
PACKED BY: *Peirce* RECD BY:
 DATE: 6/10/98 DATE:
 SHIPPED BY: FedEx 2ND DAY INSPECTED BY:

- * THIS BOTTLE CAN BE USED FOR COD, TOC, TKN, NH3, PHENOL & TP
- ** THIS BOTTLE CAN BE USED FOR TSS, CR+6, pH, BOD, TDS, PO4 & MBAS
- *** ALL ANALYSIS CAN BE OBTAINED FROM THIS JAR UNLESS VOA VIALS ARE SUPPLIED

SURFACE SOIL SAMPLING RECORD

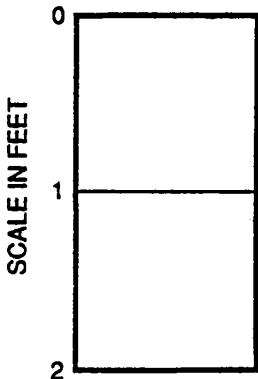
Site: Hanna Furnace Project No. 7169-40
 Location No. HFSS101XXX94XX, XD Date 10/10/44 Time 1430 End 1445
 Coordinates _____ AOC Filter Cake Area

SKETCH MAP OF SAMPLING SITE



SCALE 1" = NTS FT.

SAMPLE PROFILE



No.	Sample No.	Depth (ft.)
S-1	HFSS101XXX94XX	0-1.0
S-2		
S-3		

Sampling Equipment:

SS Spoon
SS Bucket

Decon. Materials:

DI water, liquorox

Crew Members:

1. Brian Butler
2. Kathy Gross
- 3.
- 4.
- 5.
- 6.

Monitor Equipment:

PI Meter N
 Explosive Gas N
 Avail. Oxygen N
 OVA N
 Other Y N

Photographs: (Roll Exposure)

N/A

SAMPLE DESCRIPTION: Black, dry, friable dust.
Sample collected near edge of dirt bike trail
@ base of steep eroded slope. Material
sparkles in sunlight.

NOTES: TCC, VCL, SVCL, Inorg, Pest/PCB,
Sp tox metals, ign. react, corr.
Also collected Dup, MS/MSD

References: _____
 Field Book #: 3
 Page #: 1-2
 Attachments: _____

Signature: R. K. Butler

SURFACE SOIL SAMPLE DATA RECORD

Project: Hanna Furnace
 Project Number: 7169-40
 Sample Location ID: HFSS102XXX94XX
 Time: Start: 1445 End: 1455

Site: Filter-Culce Area
 Date: 10/10/04
 Signature of Sampler: R. K. Buttl

SOIL SAMPLE

DEPTH OF SAMPLE 0-1.0

EQUIPMENT USED FOR COLLECTION:

- HAND AUGER
- S.S. SPLIT SPOON
- SHOVEL
- HAND SPOON
- ALUMINUM PANS
- SS BUCKET
- _____

TYPE OF SAMPLE COLLECTED:

- DISCRETE
- COMPOSITE

SAMPLE OBSERVATIONS:

- ODOR _____
- COLOR Black, metallic
- _____

DECONTAMINATION FLUIDS USED:

- ALL USED
- ETHYL ALCOHOL
- 25% METHANOL/ 75% ASTM TYPE II WATER
- DEIONIZED WATER
- LIQUINOX SOLUTION
- HEXANE
- HNO₃ SOLUTION
- POTABLE WATER
- NONE

SOIL TYPE:

- CLAY
- SAND
- ORGANIC
- GRAVEL

Other - black dry dust

FIELD GC DATA: FIELD DUPLICATE COLLECTED
 DUPLICATE ID _____

SAMPLE LOCATION SKETCH:
 YES see SS-101
 NO

SAMPLES COLLECTED

✓ IF REQUIRED AT THIS LOCATION	MATRIX		✓ IF PRESERVED WITH ACID-BASE	VOLUME REQUIRED	✓ IF SAMPLE COLLECTED	SAMPLE BOTTLE IDS
	SURFACE WATER	SEDIMENT				
<input checked="" type="checkbox"/> TCL VOC	<input type="checkbox"/>	<input type="checkbox"/>	<input type="checkbox"/>	_____	<input checked="" type="checkbox"/>	____/____/____
<input checked="" type="checkbox"/> TCL SVOC	<input type="checkbox"/>	<input type="checkbox"/>	<input type="checkbox"/>	_____	<input type="checkbox"/>	____/____/____
<input checked="" type="checkbox"/> TCL PEST/ROB	<input type="checkbox"/>	<input type="checkbox"/>	<input type="checkbox"/>	_____	<input type="checkbox"/>	____/____/____
<input checked="" type="checkbox"/> TCL INCL	<input type="checkbox"/>	<input type="checkbox"/>	<input type="checkbox"/>	_____	<input type="checkbox"/>	____/____/____
<input checked="" type="checkbox"/> EP TOX METALS	<input type="checkbox"/>	<input type="checkbox"/>	<input type="checkbox"/>	_____	<input type="checkbox"/>	____/____/____
<input checked="" type="checkbox"/> EP INORGANICS	<input type="checkbox"/>	<input type="checkbox"/>	<input type="checkbox"/>	_____	<input type="checkbox"/>	____/____/____
<input type="checkbox"/>	<input type="checkbox"/>	<input type="checkbox"/>	<input type="checkbox"/>	_____	<input type="checkbox"/>	____/____/____

NOTES/SKETCH

Collected from top level of pile area near cable debris -
 Area is sparsely vegetated; dirt bike trail.

SURFACE SOIL SAMPLE DATA RECORD

Project: Hanna Furnace
 Project Number: 7169-40
 Sample Location ID: HF55103XXX94XX
 Time: Start: 1455 End: 1500

Site: Filter-Cake Area
 Date: 10/10/94
 Signature of Sampler: R. E. Burt

SOIL SAMPLE

DEPTH OF SAMPLE 0-1.0

EQUIPMENT USED FOR COLLECTION:

- HAND AUGER
- S.S. SPUT SPOON
- SHOVEL
- HAND SPOON
- ALUMINUM PANS
- SS BUCKET

DECONTAMINATION FLUIDS USED:

- ALL USED
- ETHYL ALCOHOL
- 25% METHANOL/ 75% ASTM TYPE II WATER
- DEIONIZED WATER
- LIQUINOX SOLUTION
- HEXANE
- HNO₃ SOLUTION
- POTABLE WATER
- NONE

TYPE OF SAMPLE COLLECTED:

- DISCRETE
- COMPOSITE

SOIL TYPE:

- CLAY
- SAND
- ORGANIC
- GRAVEL

SAMPLE OBSERVATIONS:

- ODOR
- COLOR V. Dark brown.

*EX other - black / v. dark brown
 dry v. fine sand/dust.
 some cemented nodules.*

FIELD GC DATA: FIELD DUPLICATE COLLECTED
 DUPLICATE ID _____

SAMPLE LOCATION SKETCH:
 YES *see 55-01*
 NO

SAMPLES COLLECTED

/ IF REQUIRED AT THIS LOCATION	MATRIX		/ IF PRESERVED WITH ACID-BASE	VOLUME REQUIRED	/ IF SAMPLE COLLECTED	SAMPLE BOTTLE IDS
	SURFACE WATER	SEDIMENT				
<input checked="" type="checkbox"/> TEL VOC	<input type="checkbox"/>	<input type="checkbox"/>	<input checked="" type="checkbox"/>	_____	<input checked="" type="checkbox"/>	____/____/____
<input checked="" type="checkbox"/> TEL SVOC	<input type="checkbox"/>	<input type="checkbox"/>	<input checked="" type="checkbox"/>	_____	<input checked="" type="checkbox"/>	____/____/____
<input checked="" type="checkbox"/> TEL INO ₃	<input type="checkbox"/>	<input type="checkbox"/>	<input checked="" type="checkbox"/>	_____	<input checked="" type="checkbox"/>	____/____/____
<input checked="" type="checkbox"/> TEL PEST/PCB	<input type="checkbox"/>	<input type="checkbox"/>	<input checked="" type="checkbox"/>	_____	<input checked="" type="checkbox"/>	____/____/____
<input checked="" type="checkbox"/> EXP TOX/MS/MS	<input type="checkbox"/>	<input type="checkbox"/>	<input checked="" type="checkbox"/>	_____	<input checked="" type="checkbox"/>	____/____/____
<input checked="" type="checkbox"/> H ₂ S/sterile	<input type="checkbox"/>	<input type="checkbox"/>	<input checked="" type="checkbox"/>	_____	<input checked="" type="checkbox"/>	____/____/____

NOTES/SKETCH

*Collected from low, flat area in middle of pile area -
 No vegetation.*

SURFACE SOIL SAMPLE DATA RECORD

Project: Hanna Furnace
 Project Number: HF 80, id: 7169-40
 Sample Location ID: HF 55104XXX94XX
 Time: Start: 1500 End: 1510

Site: Filter Cake Area
 Date: 10/10/91
 Signature of Sampler: BK Burt

SOIL SAMPLE

DEPTH OF SAMPLE 0-1.0

- EQUIPMENT USED FOR COLLECTION:
- HAND AUGER
 - S.S. SPLUT SPOON
 - SHOVEL
 - HAND SPOON
 - ALUMINUM PANS
 - SS BUCKET
 -

- DECONTAMINATION FLUIDS USED:
- ALL USED
 - ETHYL ALCOHOL
 - 25% METHANOL/ 75% ASTM TYPE II WATER
 - DEIONIZED WATER
 - LIQUINOX SOLUTION
 - HEXANE
 - HNO₃ SOLUTION
 - POTABLE WATER
 - NONE

- TYPE OF SAMPLE COLLECTED:
- DISCRETE
 - COMPOSITE

- SAMPLE OBSERVATIONS:
- ODOR _____
 - COLOR black
 -

- SOIL TYPE:
- CLAY
 - SAND
 - ORGANIC
 - GRAVEL

FIELD GC DATA: FIELD DUPLICATE COLLECTED
 DUPLICATE ID _____

SAMPLE LOCATION SKETCH:
 YES see 55-101
 NO

*[sketch] other - v. Dark brown to black
 f. sand/dust /w tr. roots,
 collected near eastern line
 of piles - Deer tracks,
 Dirt bike path.*

SAMPLES COLLECTED

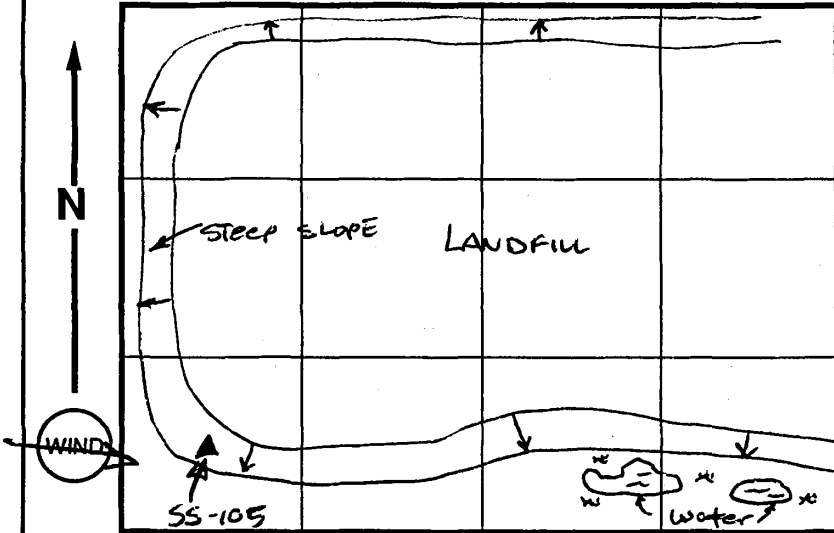
✓ IF REQUIRED AT THIS LOCATION	MATRIX		✓ IF PRESERVED WITH ACID-BASE	VOLUME REQUIRED	✓ IF SAMPLE COLLECTED	SAMPLE BOTTLE IDS
	SURFACE WATER	SEDIMENT				
<input checked="" type="checkbox"/>	TCL VOC		<input checked="" type="checkbox"/>		<input checked="" type="checkbox"/>	/ / /
<input checked="" type="checkbox"/>	TCL SVOC		<input checked="" type="checkbox"/>		<input checked="" type="checkbox"/>	/ / /
<input checked="" type="checkbox"/>	TCL PCB		<input checked="" type="checkbox"/>		<input checked="" type="checkbox"/>	/ / /
<input checked="" type="checkbox"/>	TCL Pesticides		<input checked="" type="checkbox"/>		<input checked="" type="checkbox"/>	/ / /
<input checked="" type="checkbox"/>	EPA metals		<input checked="" type="checkbox"/>		<input checked="" type="checkbox"/>	/ / /
<input checked="" type="checkbox"/>	inorganic		<input checked="" type="checkbox"/>		<input checked="" type="checkbox"/>	/ / /

NOTES/SKETCH

SURFACE SOIL SAMPLING RECORD

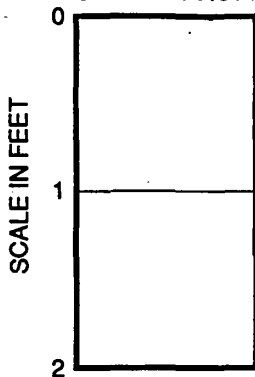
Site: HANNA FURNACE Project No. 7169-40
 Location No. SS-105 Date 10-10-94 Time 15:40 End 15:45
 Coordinates _____ AOC DEBRIS LANDFILL

SKETCH MAP OF SAMPLING SITE



SCALE 1" = 100 FT.

SAMPLE PROFILE



No.	Sample No.	Depth (ft.)
S-1	HFSS105 XXXXXX	0.5 to 0.8
S-2	—	—
S-3	—	—

Sampling Equipment:

S.S. SPOON & Bucket

Decon. Materials:

LIQUINOX, DI water, Pot. water

Crew Members:

1. Tom Langley
2. Ashley Foster
- 3.
- 4.
- 5.
- 6.

Monitor Equipment:

PI Meter _____
 Explosive Gas Y N
 Avail. Oxygen Y N
 OVA Y N
 Other _____

RAD. METER

Photographs: (Roll Exposure)

NA

SAMPLE DESCRIPTION:

6" to 10" BGS - Collected Along "SCREE FACE" OF SW CORNER OF LANDFILL

- Black Assorted Fill MATL. / METALLIC

LUSTRE to GRAVEL SIZED PIECES, SURFACE

NOTES: has litter, coal pieces, white ash, brick pieces, etc.

Collected 1-4oz VOA JAR - TCL VOA

2-8oz. SVQA JARS - TCL SVQA

" P/PLB
" Inorg.
EP TOX M.F.R.C.

References:

Field Book #: 2

Page #: 2

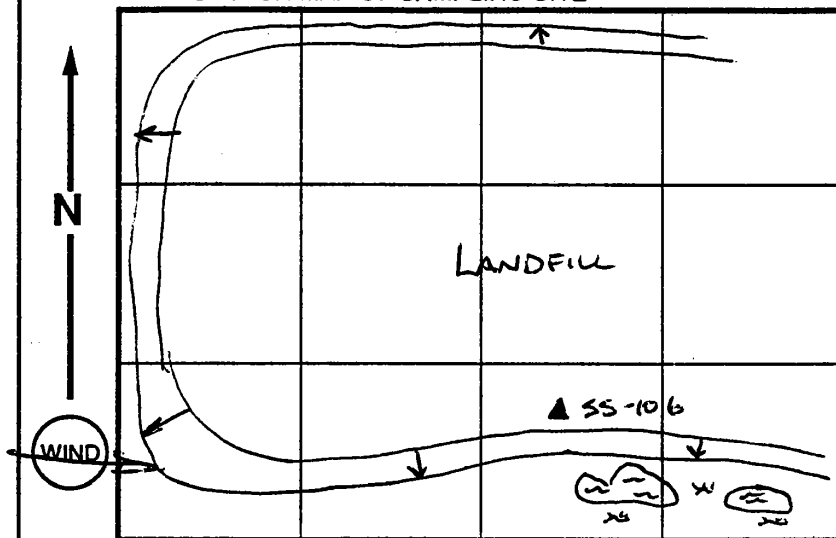
Attachments:

Signature: John O. Taylor

SURFACE SOIL SAMPLING RECORD

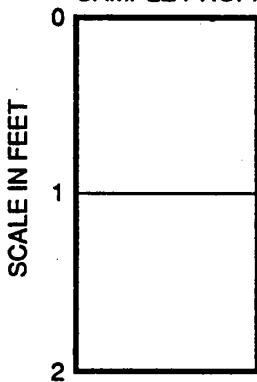
Site: HANNA FURNACE Project No. 7169-40
 Location No. SS-106 Date 10-10-94 Time 16:00 End 16:15
 Coordinates NEAR 250S-150E ON GEOPHYSICAL GRID AOC DEBRIS LANDFILL

SKETCH MAP OF SAMPLING SITE



SCALE 1" = 100 FT.

SAMPLE PROFILE



No.	Sample No.	Depth (ft.)
S-1	HFSS106XXX94XX	0.3-0.5
S-2		
S-3		

Sampling Equipment:
S.S. Spoon & Bucket

Decon. Materials:
LIQUINOX, DI Water,
POTABLE WATER

SAMPLE DESCRIPTION: _____
BLACK SOIL MAT'L., DRY TO
DAMP, MANY ROOTS, ORGANIC
W/ FILL MAT'L.

NOTES: LOCATION IS ON "TOP" OF LANDFILL,
NEAR 250S-150E ON GEOPHYSICAL
GRID

1- 4oz. VOA JAR TEL VOA
2- 8oz. SVOA JARS TEL SVOA
" P/PCB
" INDRG.
EP TOX.

Crew Members:

1. TOM LONKLEY
2. ASHLEY FOSTER
- 3.
- 4.
- 5.
- 6.

Monitor Equipment:

PI Meter Y N
 Explosive Gas Y N
 Avail. Oxygen Y N
 OVA Y N
 Other: RAD Meter

Photographs: (Roll Exposure)

N/A

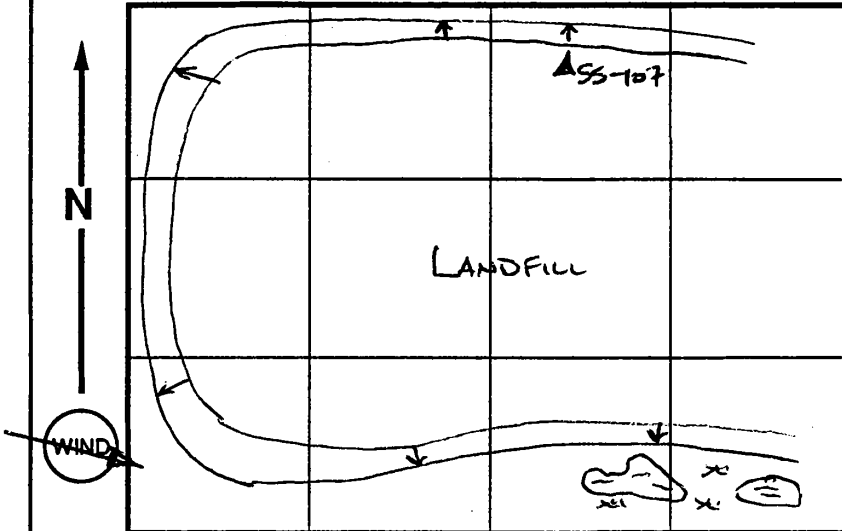
References: _____
 Field Book #: 2
 Page #: 3
 Attachments: _____

Signature: John D. [Signature]

SURFACE SOIL SAMPLING RECORD

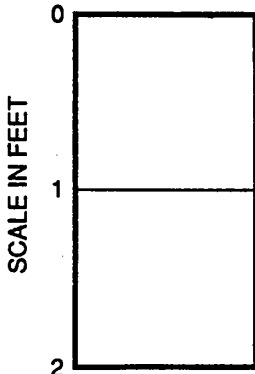
Site: HANNA FURNACE Project No. 7169-40
 Location No. SS-107 Date 10-10-94 Time 16:30 End 17:15
 Coordinates NEAR 150E-20S ON GEOPHYSICAL GRID AOC DEBRIS LANDFILL

SKETCH MAP OF SAMPLING SITE



SCALE 1" = 100 FT.

SAMPLE PROFILE



No.	Sample No.	Depth (ft.)
S-1	HFSS107XXX94XX	0.5 - 0.8
S-2		
S-3		

Sampling Equipment:
S.S. Spoon & Bucket

Decon. Materials:
LIQUINOX, DI Water,
POTABLE WATER

SAMPLE DESCRIPTION: Black, organics,
Same MAT'L. AS SEEN AT
SS-105, SS-106, SS-108

NOTES: NEAR 150E-20S OF GEOPHYSICAL GRID AT
A PREVIOUS EXCAVATION (BY BACKHOE?) ALONG
SLOPE FACE - NEAR RD. ? IN AREA OF LOTS OF
SURFACE DEBRIS & GARBAGE

1-40g VOA JAR
2-8g. SIDA JAR (see SS-105 for analyses)

Crew Members:

1. TOM LONGLEY
2. ASHLEY FOSTER
- 3.
- 4.
- 5.
- 6.

Monitor Equipment:

PI Meter (Y) N
 Explosive Gas Y N
 Avail. Oxygen Y N
 OVA Y N
 Other RAD. METER

Photographs: (Roll Exposure)

N/A

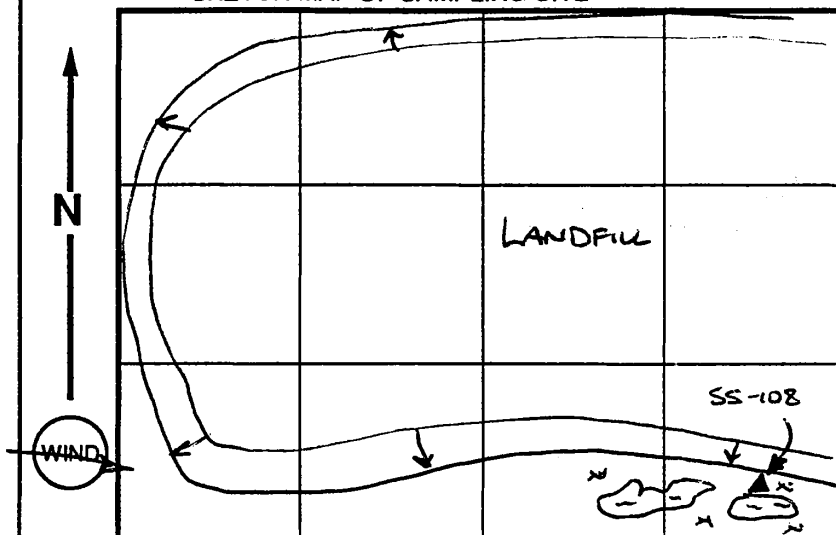
References: _____
 Field Book #: 2
 Page #: 4
 Attachments: _____

Signature: Tom Longley

SURFACE SOIL SAMPLING RECORD

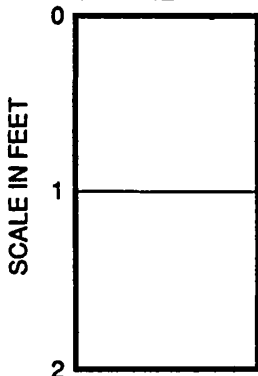
Site: HANNA FURNACE Project No. 7169-40
 Location No. SS-108 Date 10-10-94 Time 15:45 End 16:00
 Coordinates NEAR 2805-330E ON Geophysics GRID AOC DEBRIS LANDFILL

SKETCH MAP OF SAMPLING SITE



SCALE 1" = 100 FT.

SAMPLE PROFILE



No.	Sample No.	Depth (ft.)
S-1	HFSS108XXX94XX	0.5 to 0.8
S-2		
S-3		

Sampling Equipment:

S.S. Spoon & Bucket

Decon. Materials:

LIQUINOX, DI water,
POTABLE water

Crew Members:

1. Tom Langley
2. Ashley FOSTER
- 3.
- 4.
- 5.
- 6.

Monitor Equipment:

PI Meter Y N
 Explosive Gas Y N
 Avail. Oxygen Y N
 OVA Y N
 Other RAD. meter

Photographs: (Roll Exposure)

N/A

SAMPLE DESCRIPTION:

Wet, BLACK, LANDFILL MAT'L.,
w/ pieces OF RUSTY STEEL, SLAG,
SOIL, etc.

NOTES:

AT BOTTOM OF LANDFILL SLIPE,
NEAR SMALL BODY OF PONDED
water.

1-4oz VOA JAR TCL VOA
2-8oz. SVOA JARS TCL SVOA
" P/PCB
" Inorg.
EP TOX

References:

Field Book #: 2
 Page #: 3
 Attachments:

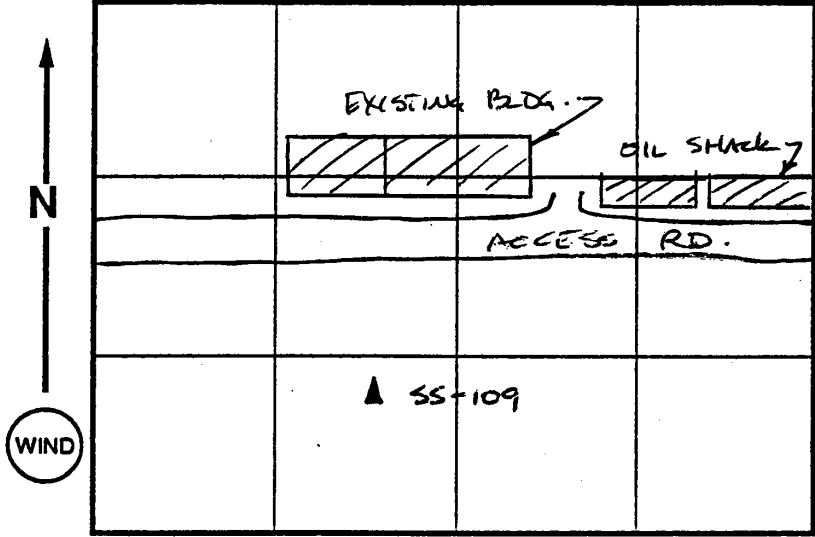
Signature:

John D. Langley

SURFACE SOIL SAMPLING RECORD

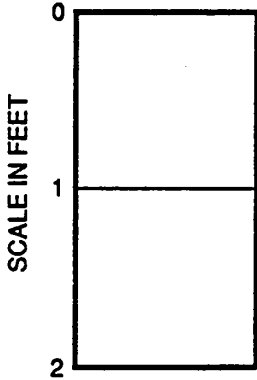
Site: HANNA FURNACE Project No. 7169-40
 Location No. SS-109 Date 10-11-94 Time 18:00 End 18:10
 Coordinates _____ AOC OIL STACK AREA

SKETCH MAP OF SAMPLING SITE



SCALE 1" = ~200 FT.

SAMPLE PROFILE



No.	Sample No.	Depth (ft.)
S-1	XXXXXXXXXX	
S-2	XXXXXXXXXX	0-0.3
S-3		

Sampling Equipment:

S.S. Spoon & Bucket

Decon. Materials:

LIQUINOX & Pot. Water,
DI Water

SAMPLE DESCRIPTION:

LIGHT COLORED - GRAY
BROWN, GRAVELLY SAND/SILT,
DEBRIS - MAY BE ON
OLD FLOOR OF A BLDG. - hit
REFUSAL ON CONCRETE @ 0.4'

NOTES:

Approx. 200' South & 80' East of
SW corner of EXISTING BLDG.

Crew Members:

1. Tom Longley
2. Kathy Gross
- 3.
- 4.
- 5.
- 6.

Monitor Equipment:

PI Meter Y N
 Explosive Gas Y N
 Avail. Oxygen Y N
 OVA Y N
 Other _____

RAD. Meter

Photographs: (Roll Exposure)

References:

Field Book #: 2
 Page #: 12
 Attachments:

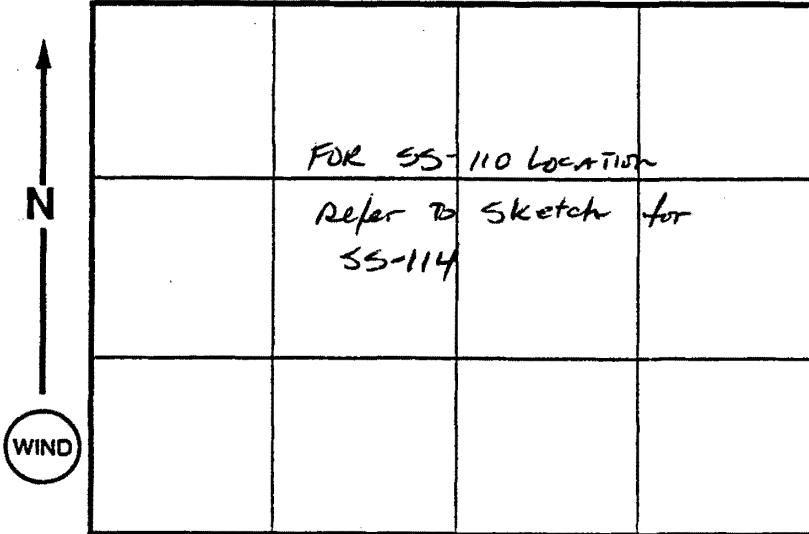
Signature:

John S. Longley

SURFACE SOIL SAMPLING RECORD

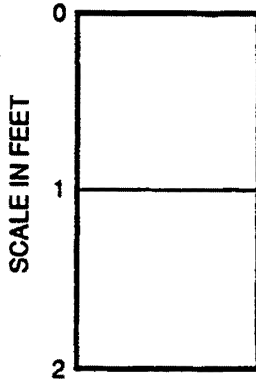
Site: HANNA FURNACE Project No. 7169-40
 Location No. SS-110 Date 10-11-94 Time 17:45 End 17:50
 Coordinates _____ AOC _____

SKETCH MAP OF SAMPLING SITE



SCALE 1" = _____ FT.

SAMPLE PROFILE



No.	Sample No.	Depth (ft.)
S-1	HFSS110XXX94XX	0-0.7
S-2		
S-3		

Sampling Equipment:
S.S. spoon & bucket

Decon. Materials:
LIQUIDIX & Pet. water,
DI water

Crew Members:

1. Tom Longley
2. Kathy Gross
- 3.
- 4.
- 5.
- 6.

Monitor Equipment:

PI Meter Y N
 Explosive Gas Y N
 Avail. Oxygen Y N
 OVA Y N
 Other RAD. Meter

Photographs: (Roll Exposure)

SAMPLE DESCRIPTION: AS ALL other SS -
Black, GRAVELLY SAND/SILT
FILL - SURFACE SLAG &
DEMOLITION- DEBRIS - DRY
TO MOIST

NOTES: Just south of concrete footing
1-4oz. VOA JAR
2-8oz. SVOA JARS


References: _____
 Field Book #: 2
 Page #: 11
 Attachments: _____

Signature: Tom D. Longley

SURFACE SOIL SAMPLING RECORD

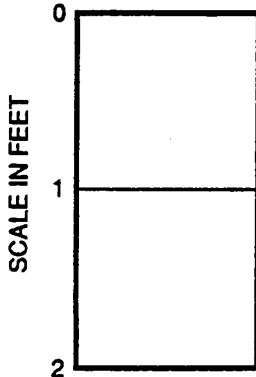
Site: HAWNA FURNACE Project No. 7169-40
 Location No. SS-111 Date 10-11-94 Time 17:30 End 17:40
 Coordinates _____ AOC OIL SHACK AREA

SKETCH MAP OF SAMPLING SITE



SCALE 1" = _____ FT.

SAMPLE PROFILE



No.	Sample No.	Depth (ft.)
S-1	HFSS111XXXX94XK	0 - 0.6
S-2	HFSS111XXXX94XD	
S-3		

Sampling Equipment:

S.S. Spoon & Bucket

Decon. Materials:

LIQUINOX & Pot. water,
DI water

Crew Members:

1. Tom Longley
2. Katly Gross
- 3.
- 4.
- 5.
- 6.

Monitor Equipment:

PI Meter Y N
 Explosive Gas Y N
 Avail. Oxygen Y N
 OVA Y N
 Other _____

RAD. meter

Photographs: (Roll Exposure)

SAMPLE DESCRIPTION: ALL DEBRIS MATL. FILL -
DARK TO BLACK, GRAVELLY SILT TO SAND.
DRY TO MOIST, FIRM IN PLACE

NOTES: Approx. 100' N & 20' west of NE
CORNER OF LARGE EXISTING BLDG.
Collected DUP & MS/MSD here also
3 - 4oz. VOA JARS
6 - 8oz. SVOA JARS

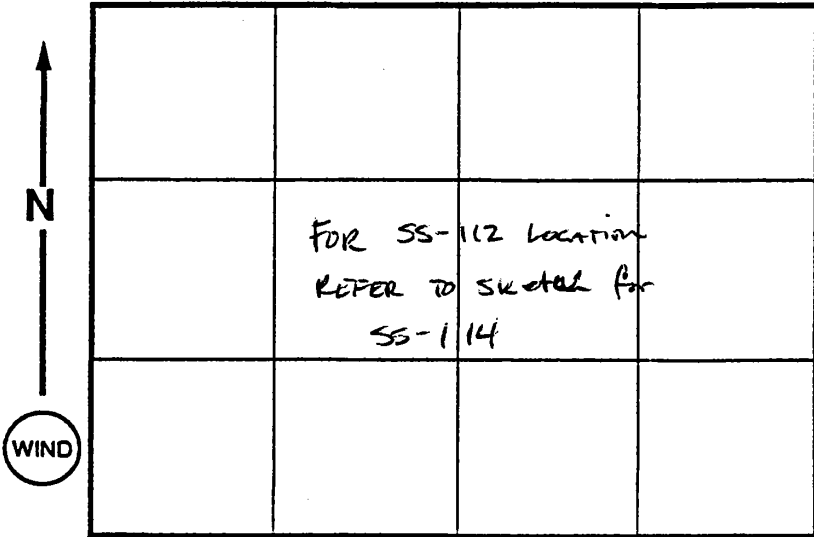
References: _____
 Field Book #: 2
 Page #: 10 & 11
 Attachments: _____

Signature: John D. Longley

SURFACE SOIL SAMPLING RECORD

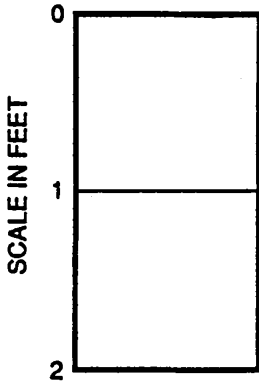
Site: HANNA FURNACE Project No. 7169-40
 Location No. SS-112 Date 10-11-94 Time 17:15 End 17:20
 Coordinates _____ AOC OIL STACK AREA

SKETCH MAP OF SAMPLING SITE



SCALE 1" = _____ FT.

SAMPLE PROFILE



No.	Sample No.	Depth (ft.)
S-1	HP3112XX94XX	0-0.3
S-2		
S-3		

Sampling Equipment:

S.S. SPOON & Bucket

Decon. Materials:

Liquinox & Pot. water,
DI water

SAMPLE DESCRIPTION: GRAVELLY SAND, SILT,
Black, DRY to MOIST, FILL

NOTES: 1-4oz. VOA JAR
2-8oz. SVOA JARS

Crew Members:

1. Tom Langley
2. Kathy Gross
- 3.
- 4.
- 5.
- 6.

Monitor Equipment:

PI Meter Y N
 Explosive Gas Y N
 Avail. Oxygen Y N
 OVA Y N
 Other RAD meter

Photographs: (Roll Exposure)

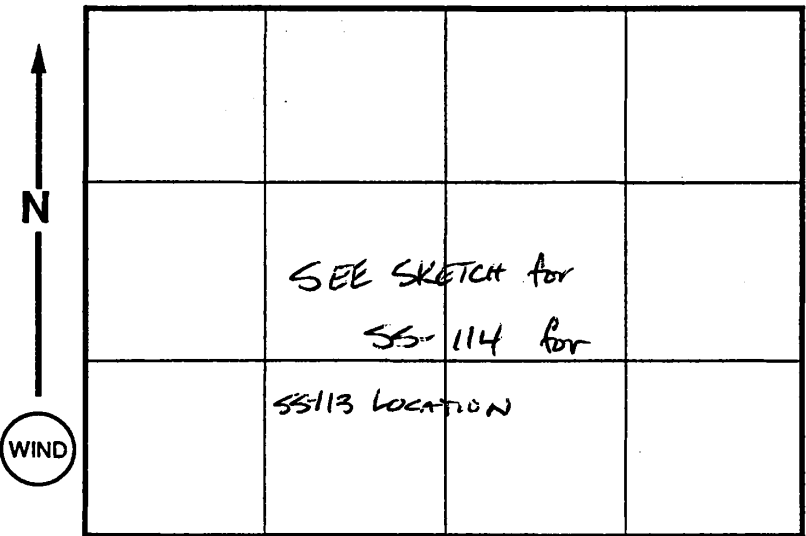
References: _____
 Field Book #: 2
 Page #: 10
 Attachments: _____

Signature: Tom D. Langley

SURFACE SOIL SAMPLING RECORD

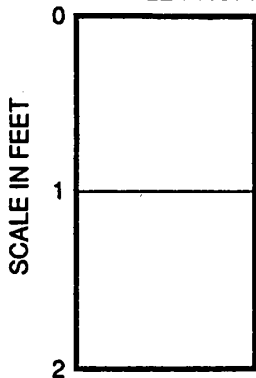
Site: HANNA FURNACE Project No. 7169-40
 Location No. SS-113 Date 10-11-94 Time 1710 End 1715
 Coordinates _____ AOC OIL SLACK AREA

SKETCH MAP OF SAMPLING SITE



SCALE 1" = _____ FT.

SAMPLE PROFILE



No.	Sample No.	Depth (ft.)
S-1	HFSS113XXXX74XX	0.5-0.8
S-2		
S-3		

Sampling Equipment:
S.S. Spoon & Bucket
 Decon. Materials:
LIQUINOX & POT. water,
DI water

SAMPLE DESCRIPTION: Black, sand, gravel,
GLASS, brick, shag, metal - fill

NOTES: LOT OF SURFACE DEBRIS
1-4oz. VOA JAR
2-8oz. SVOA JARS

Crew Members:

1. Tom Longley
2. Kathy Gross
- 3.
- 4.
- 5.
- 6.

Monitor Equipment:

PI Meter Y N
 Explosive Gas Y N
 Avail. Oxygen Y N
 OVA Y N
 Other _____

RAD. meter

Photographs: (Roll Exposure)

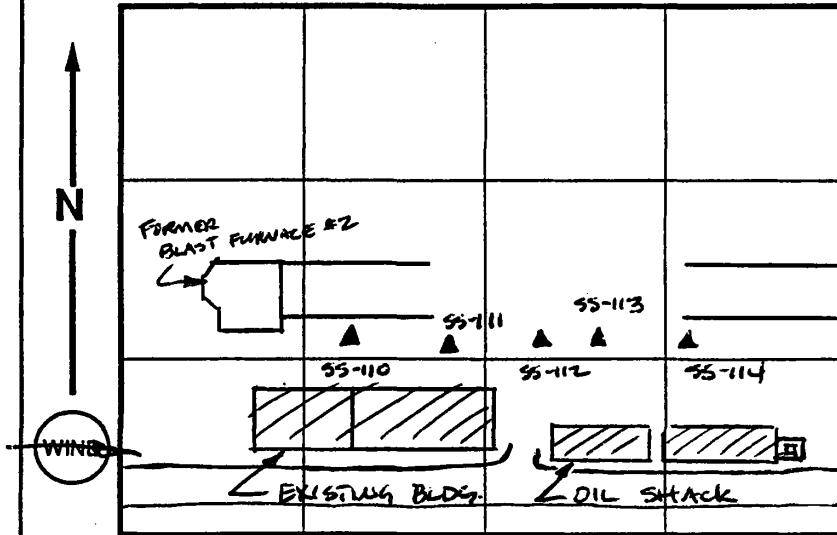
References: _____
 Field Book #: 2
 Page #: 10
 Attachments: _____

Signature: John D. Longley

SURFACE SOIL SAMPLING RECORD

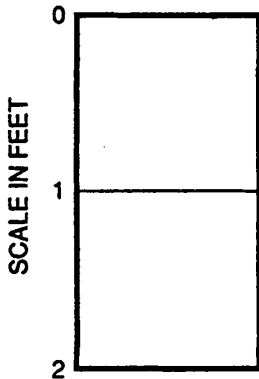
Site: HANNA FURNACE Project No. 7169-40
 Location No. SS-114 Date 10-11-94 Time 17:00 End 17:05
 Coordinates OIL SHACK AREA AOC _____

SKETCH MAP OF SAMPLING SITE



SCALE 1" = ~900 FT.

SAMPLE PROFILE



No.	Sample No.	Depth (ft.)
S-1	HFSS114XXX14XX	0.5-0.7
S-2		
S-3		

Sampling Equipment:

S.S. Spoon & Bucket

Decon. Materials:

LIQUINOX & Pot. Water,
DI WATER

SAMPLE DESCRIPTION: Black, DRY, FILL - SILT
w/ Metallic SPECS - SURFACE AREA
is OIL STAINED / SLAG COVERED

NOTES: South of Wall for Blast Furnace
#3

1-4oz. VOA JAR

2-8oz. SWA JARS

Crew Members:

1. Tom Langley
2. Kathy Gross
- 3.
- 4.
- 5.
- 6.

Monitor Equipment:

PI Meter Y N
 Explosive Gas Y N
 Avail. Oxygen Y N
 OVA Y N
 Other _____

RAD. Meter

Photographs: (Roll Exposure)

References: _____

Field Book #: 2

Page #: 9

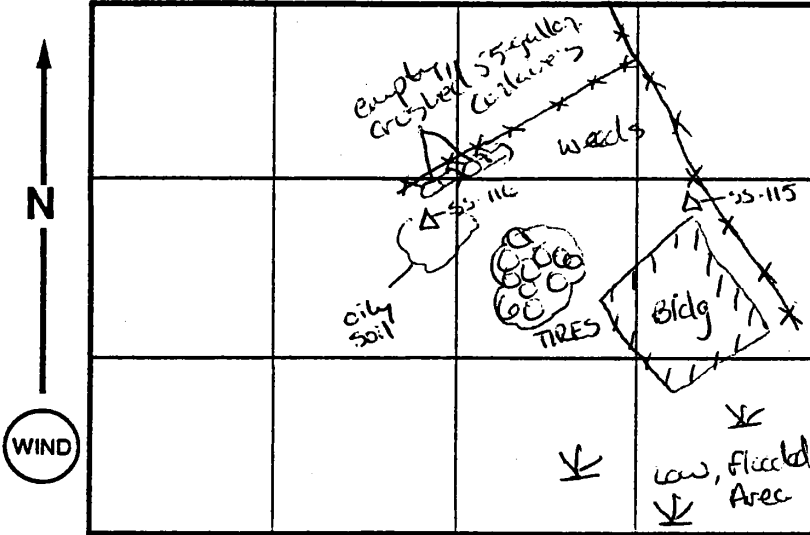
Attachments: _____

Signature: John D. Langley

SURFACE SOIL SAMPLING RECORD

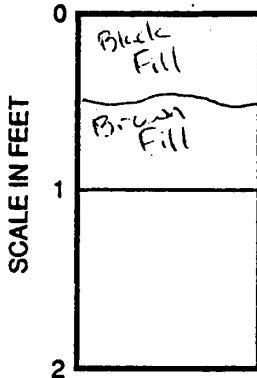
Site: Hanna Furnace Project No. 7169-40
 Location No. HF55115XXX94XX/XD Date 10/10/94 Time 1655 End 1705
 Coordinates _____ AOC Sherango Steel

SKETCH MAP OF SAMPLING SITE



SCALE 1" = NTS FT.

SAMPLE PROFILE



No.	Sample No.	Depth (ft.)
S-1	HF55115XXX94XX	0-0.5'
S-2		
S-3		

Sampling Equipment:

SS spoon
SS bucket
 Decon. Materials:
Deionized water
Liquinox sol'n.

SAMPLE DESCRIPTION: 0-0.5' - black gravelly silt
to some organic matter, moist to soil.
At 5" changes to brown silty gravel to
traces of tile fragments.

NOTES: Collected sample + dup, composited
in bucket. All parameters - VOC,
SVOC, Pest/PCB, MCP, waste chem.

Crew Members:

1. B Butler
2. K. Gross
- 3.
- 4.
- 5.
- 6.

Monitor Equipment:

PI Meter N
 Explosive Gas N
 Avail. Oxygen N
 OVA N
 Other Y N

Photographs: (Roll Exposure)

N/A

References:

Field Book #: 3
 Page #: 415
 Attachments:
N/A

Signature: Re K Butler

SURFACE SOIL SAMPLE DATA RECORD

Project: Hama Furnace
 Project Number: 7169-40
 Sample Location ID: HF55116 XXX94XX
 Time: Start: 1705 End: 1715

Site: Silverado Steel
 Date: 12/14/94
 Signature of Sampler: Rick Buttl

SOIL SAMPLE

DEPTH OF SAMPLE 0-0.5

EQUIPMENT USED FOR COLLECTION:

- HAND AUGER
- S.S. SPLIT SPOON
- SHOVEL
- HAND SPOON
- ALUMINUM PANS
- SS BUCKET

DECONTAMINATION FLUIDS USED:

- ALL USED
- ETHYL ALCOHOL
- 25% METHANOL/ 75% ASTM TYPE II WATER
- DEIONIZED WATER
- LIQUINOX SOLUTION
- HEXANE
- HNO₃ SOLUTION
- POTABLE WATER
- NONE

TYPE OF SAMPLE COLLECTED:

- DISCRETE
- COMPOSITE

SAMPLE OBSERVATIONS:

- ODOR hydrocarbon-like
- COLOR black

SOIL TYPE:

- CLAY
- SAND
- ORGANIC
- GRAVEL

Other - black silty gravel, appears oil saturated w/ fiberglass (yellow) insulation

FIELD GC DATA: FIELD DUPLICATE COLLECTED
 DUPLICATE ID _____

SAMPLE LOCATION SKETCH:
 YES See SS-115
 NO

SAMPLES COLLECTED

/ IF REQUIRED AT THIS LOCATION	MATRIX		/ IF PRESERVED WITH ACID-BASE	VOLUME REQUIRED	/ IF SAMPLE COLLECTED	SAMPLE BOTTLE IDS
	SURFACE WATER	SEDIMENT				
<input checked="" type="checkbox"/> VOCs	<input type="checkbox"/>	<input type="checkbox"/>	<input type="checkbox"/>	_____	<input checked="" type="checkbox"/>	____/____/____
<input checked="" type="checkbox"/> SVOCs	<input type="checkbox"/>	<input type="checkbox"/>	<input type="checkbox"/>	_____	<input checked="" type="checkbox"/>	____/____/____
<input checked="" type="checkbox"/> Pesticides	<input type="checkbox"/>	<input type="checkbox"/>	<input type="checkbox"/>	_____	<input checked="" type="checkbox"/>	____/____/____
<input checked="" type="checkbox"/> Inorganics	<input type="checkbox"/>	<input type="checkbox"/>	<input type="checkbox"/>	_____	<input checked="" type="checkbox"/>	____/____/____
<input checked="" type="checkbox"/> Pesticide Metabolites	<input type="checkbox"/>	<input type="checkbox"/>	<input type="checkbox"/>	_____	<input checked="" type="checkbox"/>	____/____/____
<input checked="" type="checkbox"/> Ignition Residue	<input type="checkbox"/>	<input type="checkbox"/>	<input type="checkbox"/>	_____	<input checked="" type="checkbox"/>	____/____/____

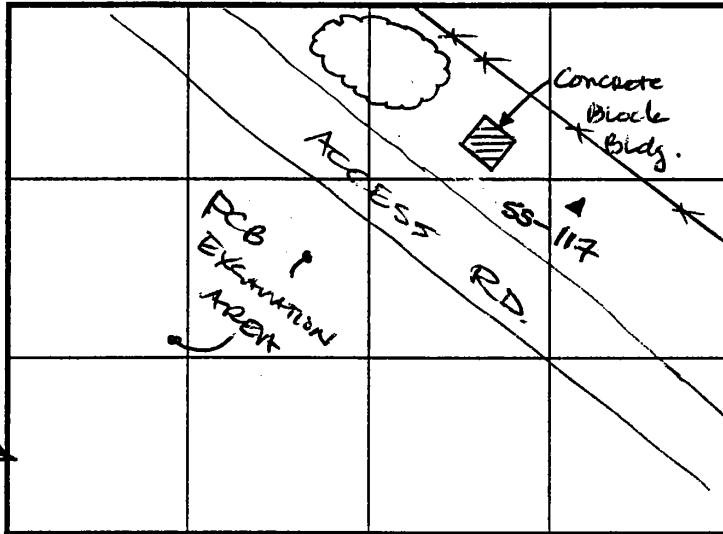
NOTES/SKETCH

Sample collected near tires - oily sat'd topsoil?
Empty, etc crushed drums nearby.
12/14/94

SURFACE SOIL SAMPLING RECORD

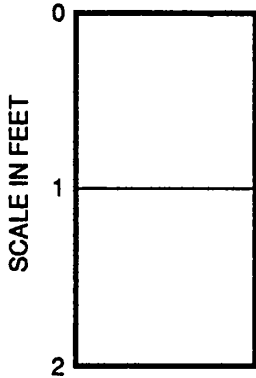
Site: HANNA FURNACE Project No. 7169-40
 Location No. SS-117 Date 10-10-14 Time 1800 End 18:10
 Coordinates _____ AOC SHEWANSON STEEL

SKETCH MAP OF SAMPLING SITE



SCALE 1" = ~~100~~ 50 FT.

SAMPLE PROFILE



No.	Sample No.	Depth (ft.)
S-1	HFSS117XXX94XX	0.2 to 0.3
S-2		
S-3		

Sampling Equipment:

S.S. SPOON & Bucket
1. HAND Auger
Decon. Materials:
LIQUINOX & Pot. Water,
DI Water

Crew Members:

1. Tom Longley
2. Ashley Foster
- 3.
- 4.
- 5.
- 6.

Monitor Equipment:

PI Meter Y N
 Explosive Gas Y N
 Avail. Oxygen Y N
 OVA Y N
 Other RAD. meter

Photographs: (Roll Exposure)

SAMPLE DESCRIPTION:

Wet, ORGANIC, Mucky

NOTES: IN area w/ much SURFACE
DEBRIS (TIRES, TRASH, etc) ?
NEAR CULVERT / catch BASIN
1-4oz VOA JARS
2-8oz. SWA JARS

References:

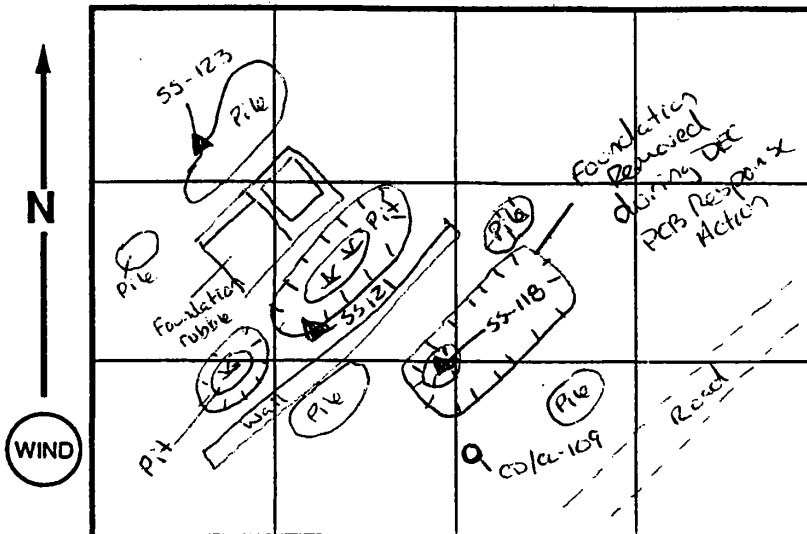
Field Book #: 2
 Page #: 5
 Attachments:

Signature: Tom Longley

SURFACE SOIL SAMPLING RECORD

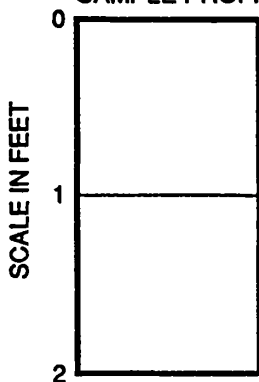
Site: Hanna Furnace Project No. 7169-40
 Location No. HF55118XXX94XX Date 10/11/94 Time 1025 End 1040
 Coordinates _____ AOC Sherango Steel

SKETCH MAP OF SAMPLING SITE



SCALE 1" = NTS FT.

SAMPLE PROFILE



No.	Sample No.	Depth (ft.)
S-1	HF55118XXX94XX	0-0.5
S-2		
S-3		

Sampling Equipment:

SS spoon
SS bucket
 Decon. Materials:
Deionized water
Liquinox sol'n

SAMPLE DESCRIPTION: black to dark brown
wet silty sand w/ some gravel, oily
sheen, trace of fibers, trace metal
fragments. PID = Cppm

NOTES: Collected @ level C PPE in
PCB area; collected from lowest
point in excavation @ former
steel mill foundation.

Crew Members:

1. B Butler
2. K Cross
3. _____
4. _____
5. _____
6. _____

Monitor Equipment:

PI Meter Y N
 Explosive Gas Y N
 Avail. Oxygen Y N
 OVA Y N
 Other _____

N/A

Photographs: (Roll Exposure)

yes

References:

Field Book #: 3

Page #: 8/9

Attachments:


N/A

Signature: R-K Butler

SURFACE SOIL SAMPLING RECORD

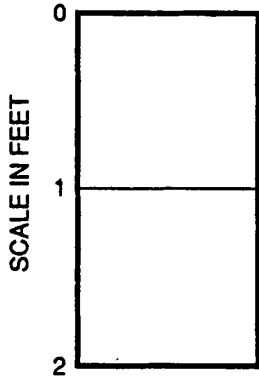
Site: HANNA FURNACE Project No. 7169-40
 Location No. SS-119 Date 10-10-94 Time 1815 End 1830
 Coordinates _____ AOC SHENANGO STEEL

SKETCH MAP OF SAMPLING SITE



SCALE 1" = _____ FT.

SAMPLE PROFILE



No.	Sample No.	Depth (ft.)
S-1	MF55119XXXXXX	0.5-0.6
S-2		
S-3		

Sampling Equipment:
SS. Spoon & Bucket &
Hand Auger
 Decon. Materials:
Liquorice & Pot. water &
DI Water

SAMPLE DESCRIPTION: _____

Very gravelly roots -
possibly of furnace material

NOTES: From low spot near concrete &
bride debris pile & heap of TIRES
1- 4oz. VOA JAR
2- 8oz. SVQA GARS

Crew Members:

1. Tom Longley
2. Ashley FOSTER
3. _____
4. _____
5. _____
6. _____

Monitor Equipment:

PI Meter _____
 Explosive Gas Y N
 Avail. Oxygen Y N
 OVA Y N
 Other RAD. Meter

Photographs: (Roll Exposure)

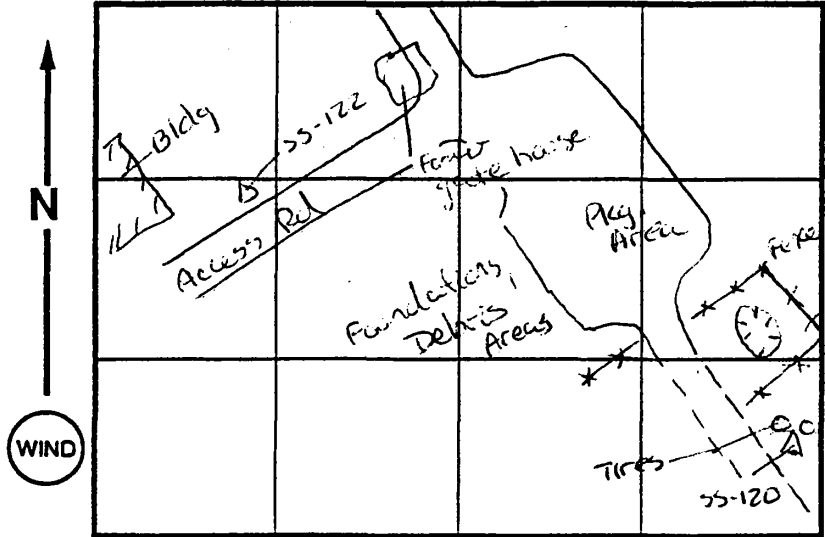
References: _____
 Field Book #: 2
 Page #: 5
 Attachments: _____

Signature: John D. Lyby

SURFACE SOIL SAMPLING RECORD

Site: Hanna Furnace Project No. 7169-40
 Location No. HFSS120XX94XX Date 10/06/94 Time 1715 End 1725
 Coordinates _____ AOC Shenango Steel

SKETCH MAP OF SAMPLING SITE



Crew Members:

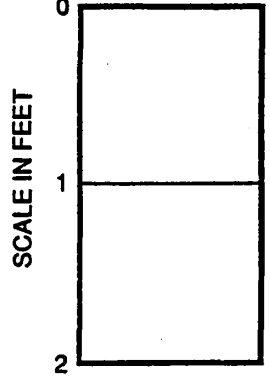
1. B Butler
2. K Gross
3. _____
4. _____
5. _____
6. _____

Monitor Equipment:

PI Meter N
 Explosive Gas N
 Avail. Oxygen N
 OVA N
 Other Y N

SCALE 1" = NTS FT.

SAMPLE PROFILE



No.	Sample No.	Depth (ft.)
S-1	<u>HFSS120XX94XX</u>	<u>0-0.5</u>
S-2		
S-3		

Sampling Equipment: _____
 Decon. Materials: _____

Other NA

Photographs: (Roll Exposure)
NA

SAMPLE DESCRIPTION: Black, moist gravelly
silt w mud cracks. Nearby tires.
soil v. dense - difficult to dig, hammer
shaker etc.

NOTES: Collected for VOCs, SVOCs,
inorg, pest/PCB, Epox metals,
ignit/react/corros.

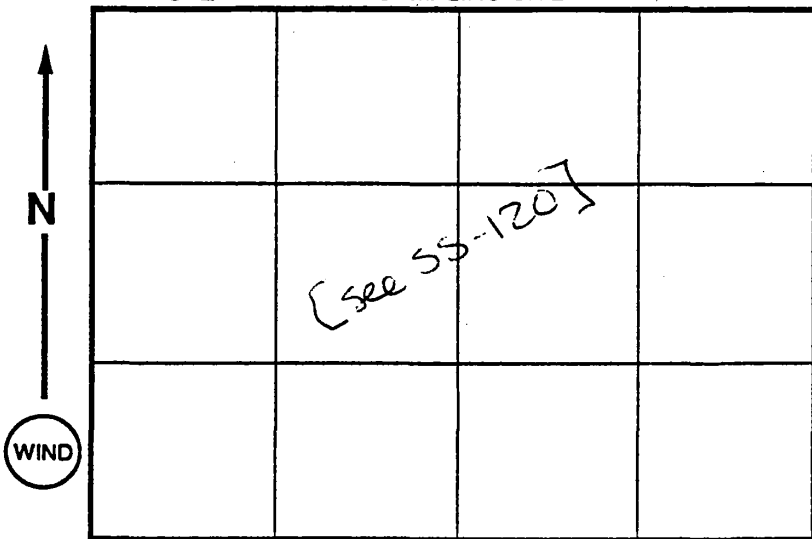
References: _____
 Field Book #: 3
 Page #: 5-6
 Attachments: _____

Signature: B Butler

SURFACE SOIL SAMPLING RECORD

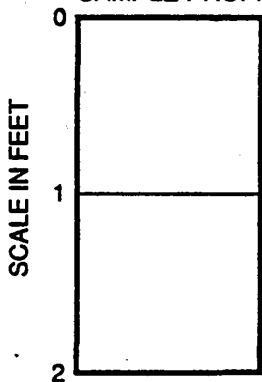
Site: Hanna Furnace Project No. 7164-40
 Location No. HFSS122XXX94XX Date 10/10/44 Time 1725 End 1740
 Coordinates _____ AOC Sheringo Steel

SKETCH MAP OF SAMPLING SITE



SCALE 1" = NTS FT.

SAMPLE PROFILE



No.	Sample No.	Depth (ft.)
S-1	HFSS122XXX94XX	0-0.5
S-2		
S-3		

Sampling Equipment:
SS Spoon
SS Bucket
Decon. Materials:
Dionized Water
Liquinox sol'n

SAMPLE DESCRIPTION: 0-3" = dk brown silty
gravel, dry gravel is some firm
2 f slag. soil difficult to excavate
(dense). Abund. vegetation.

NOTES: Collected for VOCs, SVOCs,
inorg. Pesticides, Pesticide metals,
inorg. cations, react.

Crew Members:

1. B Butler
2. k. Gross
- 3.
- 4.
- 5.
- 6.

Monitor Equipment:

PI Meter Y N
 Explosive Gas Y N
 Avail. Oxygen Y N
 OVA Y N
 Other _____

Photographs: (Roll Exposure)

NTA

References: _____

Field Book #: 3

Page #: 1-7

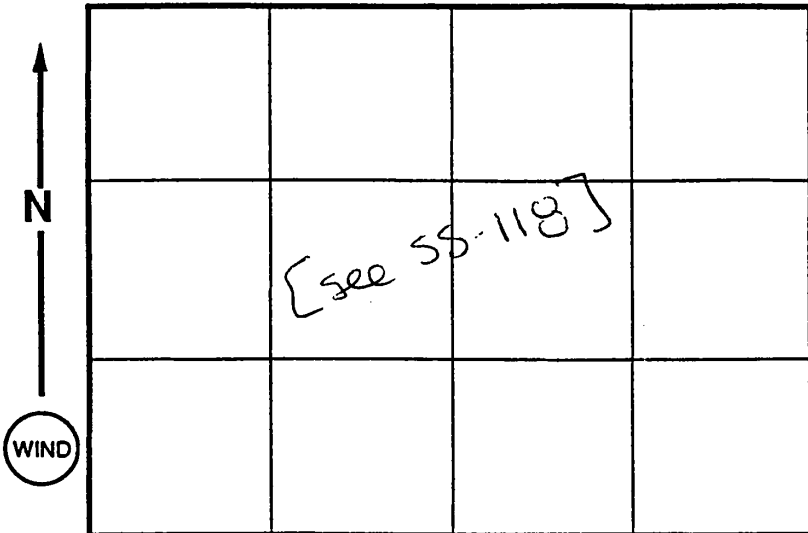
Attachments: _____

Signature: Pek Butler

SURFACE SOIL SAMPLING RECORD

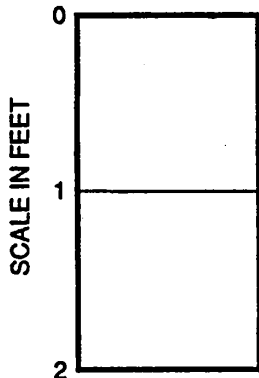
Site: Hanna Furnace Project No. 7169-40
 Location No. HFSS121XXX94XX Date 10/11/94 Time 1010 End 1025
 Coordinates _____ AOC Sherrigno Steel

SKETCH MAP OF SAMPLING SITE



SCALE 1" = NTS FT.

SAMPLE PROFILE



No.	Sample No.	Depth (ft.)
S-1	HFSS121XXX94XX	0-0.5
S-2		
S-3		

Sampling Equipment:

SS Spoon
SS Bucket

Decon. Materials:

Deionized H₂O
Liquinox soln

SAMPLE DESCRIPTION: Black fine grained material (dust) adjacent to foundation hole
Moist. Some sticky fragments. Collected ~ ground level.

NOTES: Base of holes in foundation filled w. cards, water level ~ 8' bgs

Crew Members:

1. B Butler
2. k Gross
- 3.
- 4.
- 5.
- 6.

Monitor Equipment:

PI Meter Y N
 Explosive Gas Y N
 Avail. Oxygen Y N
 OVA Y N
 Other _____

Photographs: (Roll Exposure)

Yes

References: _____

Field Book #: 3

Page #: 8/9

Attachments: _____

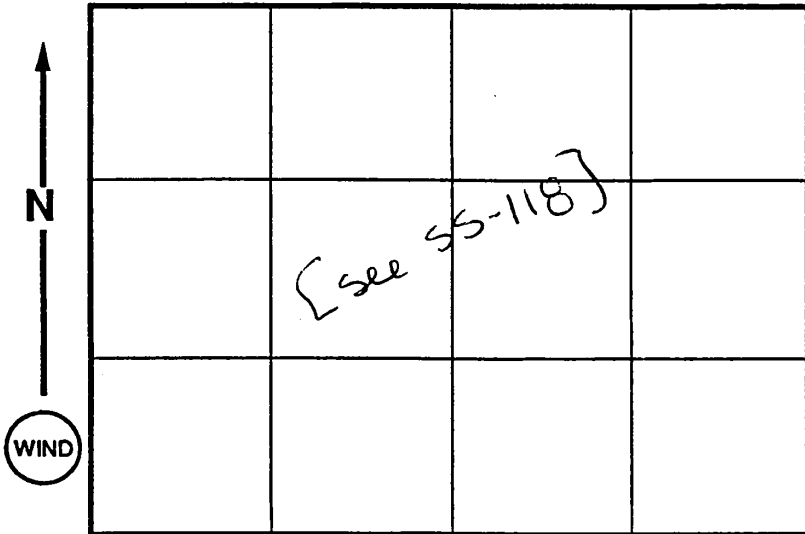
N/A

Signature: R k Butler

SURFACE SOIL SAMPLING RECORD

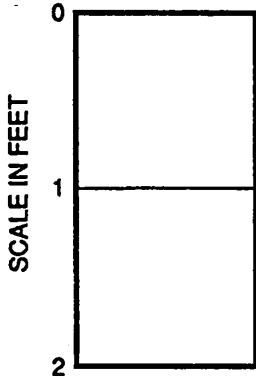
Site: Hanna Furnace Project No. 7169-40
 Location No. HF55123XXX94XX Date 10/11/94 Time 1000 End 1010
 Coordinates _____ AOC Sherange Steel

SKETCH MAP OF SAMPLING SITE



SCALE 1" = _____ FT.

SAMPLE PROFILE



No.	Sample No.	Depth (ft.)
S-1	HF55123XXX94XX	0-1.0
S-2		
S-3		

Sampling Equipment:

SS Spoon
SS Bucket

Decon. Materials:

Deionized Water
Liquinox

Crew Members:

1. B Butler
2. K Gross
- 3.
- 4.
- 5.
- 6.

Monitor Equipment:

PI Meter Y N
 Explosive Gas Y N
 Avail. Oxygen Y N
 OVA Y N
 Other _____

Photographs: (Roll Exposure)

Yes

SAMPLE DESCRIPTION: Black fine grained
material (dust) w little slag, brick
fragments, adjacent to foundation
PID = 0

NOTES: sample collected from bulldozed
pile

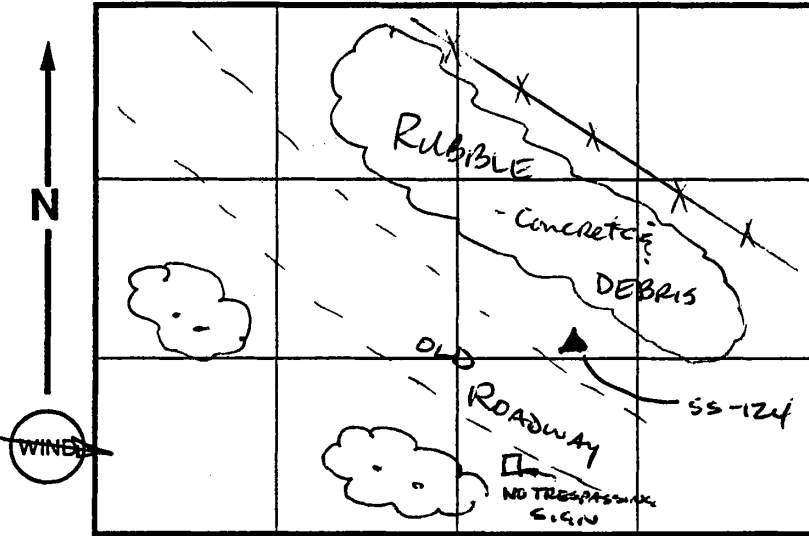
References: _____
 Field Book #: 3
 Page #: 2/9
 Attachments: N/A

Signature: B. K. Butler

SURFACE SOIL SAMPLING RECORD

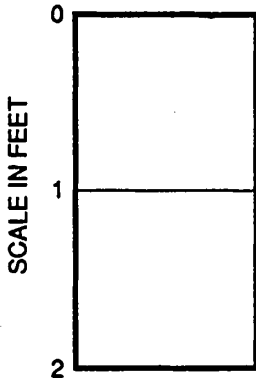
Site: HANNA FURNACE Project No. 7169-40
 Location No. SS-124 Date 10-10-94 Time 17:45 End 18:00
 Coordinates _____ AOC SHENANGO STEEL

SKETCH MAP OF SAMPLING SITE



SCALE 1" = 100 FT.

SAMPLE PROFILE



No.	Sample No.	Depth (ft.)
S-1	HFSS 124 XXXXXXX	0.5 - 0.8
S-2		
S-3		

Sampling Equipment:

S.S. Spoon & Bucket -
HAND AUGER
Decon. Materials:
LIQUINOX & POTABLE WATER,
DI WATER

SAMPLE DESCRIPTION: MOIST, GRAVELLY SOIL & FILL

NOTES: 1 - 4oz. VOA JAR TCL VOA
2 - 8oz. SVOA JARS TCL SVOA
" P/RES
" Inorganics
EP TOX

Crew Members:

1. Tom Longley
2. Ashley Foster
- 3.
- 4.
- 5.
- 6.

Monitor Equipment:

PI Meter Y N
 Explosive Gas Y N
 Avail. Oxygen Y N
 OVA Y N
 Other RAD. Meter

Photographs: (Roll Exposure)

References:

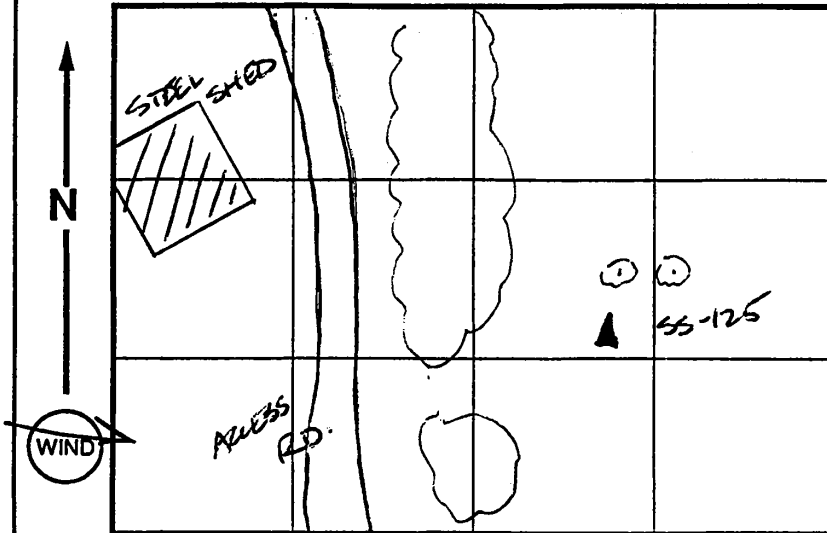
Field Book #: 2
 Page #: 4
 Attachments:

Signature: Shu L. Longley

SURFACE SOIL SAMPLING RECORD

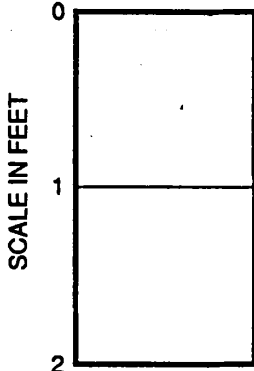
Site: HANNA FURNACE Project No. 7169-40
 Location No. SS-125 Date 10-10-94 Time 10:44 End 18:30 - 19:00
 Coordinates _____ AOC SHEWANGO STEEL

SKETCH MAP OF SAMPLING SITE



SCALE 1" = ~ 100 50 FT.

SAMPLE PROFILE



No.	Sample No.	Depth (ft.)
S-1	HFSS125XXXXXX	0.5-0.6
S-2		
S-3		

Sampling Equipment:
S.S. Bucket & Spoons
HAND AUGER
 Decon. Materials:
LIQUINOX & Pot. water,
DI water

SAMPLE DESCRIPTION: Dark, slag like
Soils

NOTES: 1-4g. VOA JAR
2-8g. SVDA JARS

Crew Members:

1. Tom Longley
2. Ashley FOSTER
- 3.
- 4.
- 5.
- 6.

Monitor Equipment:

PI Meter Y N
 Explosive Gas Y N
 Avail. Oxygen Y N
 OVA Y N
 Other RAD. Meter

Photographs: (Roll Exposure)

References: _____
 Field Book #: 2
 Page #: 5
 Attachments: _____

Signature: J. D. Tuffy

SURFACE WATER AND SEDIMENT SAMPLE FIELD DATA RECORD

Project: HANNA FURNACE Site: NYSDC
 Project Number: 7169-40 Date: 10-11-94
 Sample Location ID: SW/SD-101 HFSW101 XXX94 XX/HFSD101 XXX94 XX
 Time: Start: 09:30 End: 10:15 Signature of Sampler: [Signature]

SURFACE WATER INFORMATION

TYPE OF SURFACE WATER:
 STREAM RIVER
 POND/LAKE SEEP

DECONTAMINATION FLUIDS USED:

ALL USED
 ETHYL ALCOHOL
 25% METHANOL/ 75% ASTM TYPE II WATER
 DEIONIZED WATER
 LIQUINOX SOLUTION
 HEXANE
 HNO₃ SOLUTION
 POTABLE WATER
 NONE

WATER DEPTH AND SAMPLE LOCATION 2 (ft)

DEPTH OF SAMPLE FROM TOP OF WATER NEAR SURFACE (ft)
 EQUIPMENT USED FOR COLLECTION:
 NONE, GRAB INTO BOTTLE
 BOMB SAMPLER
 PUMP

VELOCITY MEASUREMENTS OBTAINED? YES, SEE FLOW MEASUREMENT DATA RECORD

TEMPERATURE 13.3 Deg. C. SPEC. COND. 3.1 $\frac{mS}{cm}$ pH 9.5 Units DISS. O₂ 8.5 $\frac{mg}{L}$ ppm

FIELD GC DATA: FIELD DUPLICATE COLLECTED
DUPLICATE ID _____

SAMPLE LOCATION SKETCH:
 YES
 NO

METHOD USED:
 WINKLER
 PROBE

Turbidity - 5 Salinity 0.13‰

SEDIMENT INFORMATION

EQUIPMENT USED FOR COLLECTION:
 GRAVITY CORER
 S.S. SPLIT SPOON (no)
 DREDGE
 HAND SPOON
 ALUMINUM PANS
 SS BUCKET

DECONTAMINATION FLUIDS USED:

ALL USED
 ETHYL ALCOHOL
 25% METHANOL/ 75% ASTM TYPE II WATER
 DEIONIZED WATER
 LIQUINOX SOLUTION
 HEXANE
 HNO₃ SOLUTION
 POTABLE WATER
 NONE

DEPTH OF SEDIMENT SAMPLE 2 (ft)

TYPE OF SAMPLE COLLECTED:
 DISCRETE FOR VOA
 COMPOSITE FOR other param.

SEDIMENT TYPE:

CLAY
 SAND
 ORGANIC
 GRAVEL

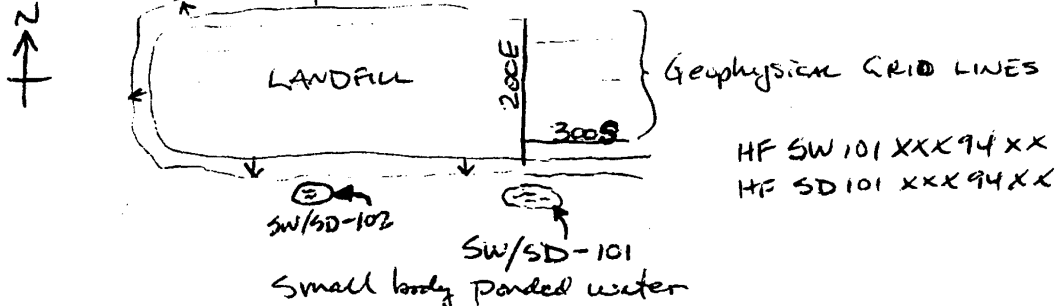
SAMPLE OBSERVATIONS:
 ODOR Swampy
 COLOR Black-mucky

FIELD GC DATA: FIELD DUPLICATE COLLECTED
DUPLICATE ID _____

SAMPLES COLLECTED

3 IF REQUIRED AT THIS LOCATION	MATRIX		3 IF PRESERVED WITH ACID-BASE	VOLUME REQUIRED	3 IF SAMPLE COLLECTED	SAMPLE BOTTLE IDS
	SURFACE WATER	SEDIMENT				
<input checked="" type="checkbox"/> TEL VOC	<input checked="" type="checkbox"/>	<input checked="" type="checkbox"/>	<input type="checkbox"/>		<input type="checkbox"/>	
<input checked="" type="checkbox"/> TCL SVOC	<input checked="" type="checkbox"/>	<input checked="" type="checkbox"/>	<input type="checkbox"/>		<input type="checkbox"/>	
<input checked="" type="checkbox"/> TCL P/PCB	<input checked="" type="checkbox"/>	<input checked="" type="checkbox"/>	<input type="checkbox"/>		<input type="checkbox"/>	
<input checked="" type="checkbox"/> TCL INORG.	<input checked="" type="checkbox"/>	<input checked="" type="checkbox"/>	<input type="checkbox"/>		<input type="checkbox"/>	
<input checked="" type="checkbox"/> METAL M, FRE	<input checked="" type="checkbox"/>	<input checked="" type="checkbox"/>	<input type="checkbox"/>		<input type="checkbox"/>	

NOTES/SKETCH



HF SW 101 XXX 94 XX
 HF SD 101 XXX 94 XX

SURFACE WATER AND SEDIMENT SAMPLE FIELD DATA RECORD

Project: HANNA FURNACE Site: NYS DEL
 Project Number: 7169-40 Date: 10-11-94
 Sample Location ID: SW/SD-102 HFSW102XXX94XX/HFSD102XXX94XX
 Time: Start: 10:15 End: 10:30 Signature of Sampler: J. D. Tyg

SURFACE WATER INFORMATION

TYPE OF SURFACE WATER: STREAM RIVER POND/LAKE SEEP
 DECONTAMINATION FLUIDS USED:
 ALL USED
 ETHYL ALCOHOL
 25% METHANOL/ 75% ASTM TYPE II WATER
 DEIONIZED WATER
 LIQUINOX SOLUTION
 HEXANE
 HNO₃ SOLUTION
 POTABLE WATER
 NONE

Plus EXTRA Vol. For Ms/MsD
 WATER DEPTH AND SAMPLE LOCATION 3 (ft)

DEPTH OF SAMPLE FROM TOP OF WATER NEAR SURFACE (ft)

EQUIPMENT USED FOR COLLECTION:
 NONE, GRAB INTO BOTTLE
 BOMB SAMPLER
 PUMP

VELOCITY MEASUREMENTS OBTAINED? YES, SEE FLOW MEASUREMENT DATA RECORD

TEMPERATURE 11.6 Deg. C. SPEC. COND. 2.9 $\mu\text{mhos/cm}$ pH 9.02 Units DISS. O₂ 8.9 mg/L ppm

FIELD GC DATA: FIELD DUPLICATE COLLECTED
 DUPLICATE ID HFSW102XXX94XD

SAMPLE LOCATION SKETCH: YES NO

METHOD USED:
 WINKLER
 PROBE

Turb. - 117
 Sol. - 0.23

SEDIMENT INFORMATION

EQUIPMENT USED FOR COLLECTION:
 GRAVITY CORER
 S.S. SPLIT SPOON
 DREDGE
 HAND SPOON
 ALUMINUM PANS
 SS BUCKET

DECONTAMINATION FLUIDS USED:
 ALL USED
 ETHYL ALCOHOL
 25% METHANOL/ 75% ASTM TYPE II WATER
 DEIONIZED WATER
 LIQUINOX SOLUTION
 HEXANE
 HNO₃ SOLUTION
 POTABLE WATER
 NONE

DEPTH OF SEDIMENT SAMPLE 3 (ft)

TYPE OF SAMPLE COLLECTED:
 DISCRETE For VOC
 COMPOSITE For other

SAMPLE OBSERVATIONS:
 ODOR
 COLOR Black & ORGANIC

FIELD GC DATA: FIELD DUPLICATE COLLECTED
 DUPLICATE ID HFSD102XXX94XD

SEDIMENT TYPE:
 CLAY
 SAND
 ORGANIC
 GRAVEL

SAMPLES COLLECTED

3 IF REQUIRED AT THIS LOCATION	MATRIX		3 IF PRESERVED WITH ACID-BASE	VOLUME REQUIRED	3 IF SAMPLE COLLECTED	SAMPLE BOTTLE IDS		
	SURFACE WATER	SEDIMENT						
<input checked="" type="checkbox"/>	<input checked="" type="checkbox"/>	<input checked="" type="checkbox"/>	<input type="checkbox"/>		<input type="checkbox"/>			
<input checked="" type="checkbox"/>	<input checked="" type="checkbox"/>	<input checked="" type="checkbox"/>	<input type="checkbox"/>		<input type="checkbox"/>			
<input checked="" type="checkbox"/>	<input checked="" type="checkbox"/>	<input checked="" type="checkbox"/>	<input type="checkbox"/>		<input type="checkbox"/>			
<input type="checkbox"/>	<input type="checkbox"/>	<input type="checkbox"/>	<input type="checkbox"/>		<input type="checkbox"/>			
<input checked="" type="checkbox"/>	<input type="checkbox"/>	<input checked="" type="checkbox"/>	<input type="checkbox"/>		<input type="checkbox"/>			
<input type="checkbox"/>	<input type="checkbox"/>	<input type="checkbox"/>	<input type="checkbox"/>		<input type="checkbox"/>			

NOTES/SKETCH

SEE SKETCH FOR SW/SD-101 ON DATA RECORD

SURFACE WATER AND SEDIMENT SAMPLE FIELD DATA RECORD

Project: HANNA FURNACE
 Project Number: 7169-40
 Sample Location ID: SW/SD-103
 Time: Start: 15:00 End: 15:30

Site: NYSDEC
 Date: 10-12-94
 Signature of Sampler: [Signature]

SURFACE WATER INFORMATION

SHIPPING CANAL
 WATER DEPTH AND SAMPLE LOCATION ~ 8 (ft)

TYPE OF SURFACE WATER:
 STREAM RIVER
 POND/LAKE SEEP

DECONTAMINATION FLUIDS USED:

- ALL USED
- ETHYL ALCOHOL
- 25% METHANOL/ 75% ASTM TYPE II WATER
- DEIONIZED WATER
- LIQUINOX SOLUTION
- HEXANE
- HNO₃ SOLUTION
- POTABLE WATER
- NONE

DEPTH OF SAMPLE FROM TOP OF WATER ~ 6 (ft)

EQUIPMENT USED FOR COLLECTION:
 NONE, GRAB INTO BOTTLE
 BOMB SAMPLER
 PUMP

VELOCITY MEASUREMENTS OBTAINED? YES, SEE FLOW MEASUREMENT DATA RECORD

TEMPERATURE N/A Deg. C. SPEC. COND. 0.97 ^{µS/cm} pH 8.62 Units DISS. O₂ N/A ppm

FIELD GC DATA: FIELD DUPLICATE COLLECTED
 DUPLICATE ID _____

SAMPLE LOCATION SKETCH:
 YES
 NO

METHOD USED:
 WINKLER
 PROBE

TURB-20
0.03 HFSW103XXX94XX

SEDIMENT INFORMATION

DEPTH OF SEDIMENT SAMPLE ~ 11 (ft)
BELOW 9

EQUIPMENT USED FOR COLLECTION:
 GRAVITY CORER
 S.S. SPLIT SPOON
 DREDGE
 HAND SPOON
 ALUMINUM PANS
 SS BUCKET
 HAND BUCKET AUGER

DECONTAMINATION FLUIDS USED:

- ALL USED
- ETHYL ALCOHOL
- 25% METHANOL/ 75% ASTM TYPE II WATER
- DEIONIZED WATER
- LIQUINOX SOLUTION
- HEXANE
- HNO₃ SOLUTION
- POTABLE WATER
- NONE

TYPE OF SAMPLE COLLECTED:
 DISCRETE FOR VOC
 COMPOSITE FOR OTHERS

SEDIMENT TYPE:

- CLAY
- SAND
- ORGANIC
- GRAVEL

PID = 0 ppm

HFSW103XXX94XX

SAMPLE OBSERVATIONS:


ODOR
 COLOR Black to Gray

FIELD GC DATA: FIELD DUPLICATE COLLECTED
 DUPLICATE ID _____

SAMPLES COLLECTED

3 IF REQUIRED AT THIS LOCATION	MATRIX		3 IF PRESERVED WITH ACID-BASE	VOLUME REQUIRED	3 IF SAMPLE COLLECTED	SAMPLE BOTTLE IDS
	SURFACE WATER	SEDIMENT				
<input checked="" type="checkbox"/>	<input checked="" type="checkbox"/>	<input checked="" type="checkbox"/>	<input type="checkbox"/>		<input type="checkbox"/>	
<input checked="" type="checkbox"/>	<input checked="" type="checkbox"/>	<input checked="" type="checkbox"/>	<input type="checkbox"/>		<input type="checkbox"/>	
<input checked="" type="checkbox"/>	<input checked="" type="checkbox"/>	<input checked="" type="checkbox"/>	<input type="checkbox"/>		<input type="checkbox"/>	
<input checked="" type="checkbox"/>	<input checked="" type="checkbox"/>	<input checked="" type="checkbox"/>	<input type="checkbox"/>		<input type="checkbox"/>	
<input checked="" type="checkbox"/>	<input checked="" type="checkbox"/>	<input checked="" type="checkbox"/>	<input type="checkbox"/>		<input type="checkbox"/>	

NOTES/SKETCH



SURFACE WATER AND SEDIMENT SAMPLE FIELD DATA RECORD

Project: HANNA FURNACE
 Project Number: 7169-40
 Sample Location ID: SW-104
 Time: Start: 12:30 End: 13:00

Site: NYSDEC
 Date: 10-11-94
 Signature of Sampler: Thomas D. Long

SURFACE WATER INFORMATION

SHIP CANAL

TYPE OF SURFACE WATER:
 STREAM RIVER
 POND/LAKE SEEP

DECONTAMINATION FLUIDS USED:

- ALL USED
- ETHYL ALCOHOL
- 25% METHANOL/ 75% ASTM TYPE II WATER
- DEIONIZED WATER
- LIQUINOX SOLUTION
- HEXANE
- HNO₃ SOLUTION
- POTABLE WATER
- NONE

WATER DEPTH AND SAMPLE LOCATION ~5 to 7 (ft)

DEPTH OF SAMPLE FROM TOP OF WATER ~7 (ft)

EQUIPMENT USED FOR COLLECTION:
 NONE, GRAB INTO BOTTLE
 BOMB SAMPLER
 PUMP

VELOCITY MEASUREMENTS OBTAINED? YES, SEE FLOW MEASUREMENT DATA RECORD

TEMPERATURE 12.1 Deg. C. SPEC. COND. 0.443 mS/cm pH 7.87 Units DISS. O₂ 11.55 mg/L ppm

FIELD GC DATA: FIELD DUPLICATE COLLECTED
 DUPLICATE ID _____

SAMPLE LOCATION SKETCH:
 YES
 NO

METHOD USED:
 WINKLER
 PROBE

Turb. - 14
 Sol. - 0.01

HFSW 104 XXX94XX

SEDIMENT INFORMATION

DEPTH OF SEDIMENT SAMPLE _____ (ft)

EQUIPMENT USED FOR COLLECTION:
 GRAVITY CORER
 S.S. SPLIT SPOON
 DREDGE
 HAND SPOON
 ALUMINUM PANS
 SS BUCKET

DECONTAMINATION FLUIDS USED:

- ALL USED
- ETHYL ALCOHOL
- 25% METHANOL/ 75% ASTM TYPE II WATER
- DEIONIZED WATER
- LIQUINOX SOLUTION
- HEXANE
- HNO₃ SOLUTION
- POTABLE WATER
- NONE

Could not collect sediment sample at this time - unsuccessful attempt

TYPE OF SAMPLE COLLECTED:
 DISCRETE
 COMPOSITE

SAMPLE OBSERVATIONS:

- ODOR _____
- COLOR _____
- _____

SEDIMENT TYPE:

- CLAY
- SAND
- ORGANIC
- GRAVEL

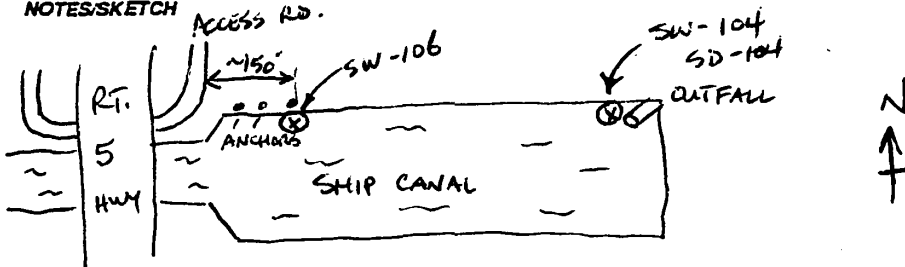
FIELD GC DATA: FIELD DUPLICATE COLLECTED
 DUPLICATE ID _____

REFER TO SEPARATE DATA RECORD SHEET FOR SEDIMENT INFORMATION

SAMPLES COLLECTED

3 IF REQUIRED AT THIS LOCATION	MATRIX		3 IF PRESERVED WITH ACID-BASE	VOLUME REQUIRED	3 IF SAMPLE COLLECTED	SAMPLE BOTTLE IDS
	SURFACE WATER	SEDIMENT				
<input checked="" type="checkbox"/> TCL VOC	<input checked="" type="checkbox"/>	<input type="checkbox"/>	<input type="checkbox"/>		<input type="checkbox"/>	
<input checked="" type="checkbox"/> SVOC	<input checked="" type="checkbox"/>	<input type="checkbox"/>	<input type="checkbox"/>		<input type="checkbox"/>	
<input checked="" type="checkbox"/> P/PLB	<input checked="" type="checkbox"/>	<input type="checkbox"/>	<input type="checkbox"/>		<input type="checkbox"/>	
<input checked="" type="checkbox"/> INORG	<input checked="" type="checkbox"/>	<input type="checkbox"/>	<input type="checkbox"/>		<input type="checkbox"/>	
<input type="checkbox"/>	<input type="checkbox"/>	<input type="checkbox"/>	<input type="checkbox"/>		<input type="checkbox"/>	
<input type="checkbox"/>	<input type="checkbox"/>	<input type="checkbox"/>	<input type="checkbox"/>		<input type="checkbox"/>	
<input type="checkbox"/>	<input type="checkbox"/>	<input type="checkbox"/>	<input type="checkbox"/>		<input type="checkbox"/>	
<input type="checkbox"/>	<input type="checkbox"/>	<input type="checkbox"/>	<input type="checkbox"/>		<input type="checkbox"/>	

NOTES/SKETCH



SURFACE WATER AND SEDIMENT SAMPLE FIELD DATA RECORD

Project: HANNA FURNACE
 Project Number: 7169-40
 Sample Location ID: SD-104
 Time: Start: 16:00 End: 16:30

Site: NYSDEC
 Date: 10-11-94
 Signature of Sampler: [Signature]

SURFACE WATER INFORMATION

TYPE OF SURFACE WATER:
 STREAM RIVER
 POND/LAKE SEEP

DECONTAMINATION FLUIDS USED:

- ALL USED
- ETHYL ALCOHOL
- 25% METHANOL/ 75% ASTM TYPE II WATER
- DEIONIZED WATER
- LIQUINOX SOLUTION
- HEXANE
- HNO₃ SOLUTION
- POTABLE WATER
- NONE

WATER DEPTH AND SAMPLE LOCATION _____ (ft)

DEPTH OF SAMPLE FROM TOP OF WATER _____ (ft)
 EQUIPMENT USED FOR COLLECTION:
 NONE, GRAB INTO BOTTLE
 BOMB SAMPLER
 PUMP _____

VELOCITY MEASUREMENTS OBTAINED? YES, SEE FLOW MEASUREMENT DATA RECORD

TEMPERATURE _____ Deg. C. SPEC. COND. _____ µmhos/cm pH _____ Units DISS. O₂ _____ ppm

FIELD GC DATA: FIELD DUPLICATE COLLECTED
 DUPLICATE ID _____

SAMPLE LOCATION SKETCH:
 YES
 NO

METHOD USED:
 WINKLER
 PROBE

SEDIMENT INFORMATION

EQUIPMENT USED FOR COLLECTION:
 GRAVITY CORER
 S.S. SPLIT SPOON
 DREDGE
 HAND SPOON
 ALUMINUM PANS
 SS BUCKET
 HAND BUCKET AUGER

DECONTAMINATION FLUIDS USED:

- ALL USED
- ETHYL ALCOHOL
- 25% METHANOL/ 75% ASTM TYPE II WATER
- DEIONIZED WATER
- LIQUINOX SOLUTION
- HEXANE
- HNO₃ SOLUTION
- POTABLE WATER
- NONE

DEPTH OF SEDIMENT SAMPLE ~7 (ft)

HFSD104 XXX 94 XX

TYPE OF SAMPLE COLLECTED:
 DISCRETE For VOC
 COMPOSITE For others

SAMPLE OBSERVATIONS:
 ODOR _____
 COLOR _____

SEDIMENT TYPE:

- CLAY
- SAND
- ORGANIC
- GRAVEL

FIELD GC DATA: FIELD DUPLICATE COLLECTED
 DUPLICATE ID _____

SAMPLES COLLECTED

3 IF REQUIRED AT THIS LOCATION	MATRIX		3 IF PRESERVED WITH ACID-BASE	VOLUME REQUIRED	3 IF SAMPLE COLLECTED	SAMPLE BOTTLE IDS
	SURFACE WATER	SEDIMENT				
<input checked="" type="checkbox"/>	TOL	<input checked="" type="checkbox"/>	<input type="checkbox"/>		<input type="checkbox"/>	/ / / /
<input checked="" type="checkbox"/>	VOL	<input checked="" type="checkbox"/>	<input type="checkbox"/>		<input type="checkbox"/>	/ / / /
<input checked="" type="checkbox"/>	SiOL	<input checked="" type="checkbox"/>	<input type="checkbox"/>		<input type="checkbox"/>	/ / / /
<input checked="" type="checkbox"/>	P/P/B	<input checked="" type="checkbox"/>	<input type="checkbox"/>		<input type="checkbox"/>	/ / / /
<input checked="" type="checkbox"/>	INORG.	<input checked="" type="checkbox"/>	<input type="checkbox"/>		<input type="checkbox"/>	/ / / /
<input checked="" type="checkbox"/>	EP/TK/M,P,S,I	<input checked="" type="checkbox"/>	<input type="checkbox"/>		<input type="checkbox"/>	/ / / /

NOTES/SKETCH

SEE SKETCH FOR SW-104 FOR LOCATION

SURFACE WATER AND SEDIMENT SAMPLE FIELD DATA RECORD

Project: HANNA FURNACE
 Project Number: 7169-40
 Sample Location ID: SW/SD-105
 Time: Start: 16:00 End: 16:30

Site: NYS DEC
 Date: 10-13-94
 Signature of Sampler: J. D. Kelly

SURFACE WATER INFORMATION

① Sump Discharge @ SHIPPING CANAL

TYPE OF SURFACE WATER:
 STREAM RIVER
 POND/LAKE SEEP

DECONTAMINATION FLUIDS USED:

ALL USED
 ETHYL ALCOHOL
 25% METHANOL/ 75% ASTM TYPE II WATER
 DEIONIZED WATER
 LIQUINOX SOLUTION
 HEXANE
 HNO₃ SOLUTION
 POTABLE WATER
 NONE

WATER DEPTH AND SAMPLE LOCATION ~18' (ft)

DEPTH OF SAMPLE FROM TOP OF WATER ~15' (ft)

EQUIPMENT USED FOR COLLECTION:
 NONE, GRAB INTO BOTTLE
 BOMB SAMPLER
 PUMP

VELOCITY MEASUREMENTS OBTAINED? YES, SEE FLOW MEASUREMENT DATA RECORD

TEMPERATURE 8.2 Deg. C. SPEC. COND. 1.0 $\mu\text{mhos/cm}$ pH 8.6 Units DISS. O₂ N/A ppm

FIELD GC DATA: FIELD DUPLICATE COLLECTED
 DUPLICATE ID _____

SAMPLE LOCATION SKETCH:
 YES
 NO

METHOD USED:
 WINKLER
 PROBE

Turb-2
 Sed-0.63

HFSW 105 XXX94XX

SEDIMENT INFORMATION

DEPTH OF SEDIMENT SAMPLE ~5 (ft)

EQUIPMENT USED FOR COLLECTION:
 GRAVITY CORER
 S.S. SPLIT SPOON
 DREDGE
 HAND SPOON
 ALUMINUM PANS
 SS BUCKET
 HAND BUCKET AUGER

DECONTAMINATION FLUIDS USED:

ALL USED
 ETHYL ALCOHOL
 25% METHANOL/ 75% ASTM TYPE II WATER
 DEIONIZED WATER
 LIQUINOX SOLUTION
 HEXANE
 HNO₃ SOLUTION
 POTABLE WATER
 NONE

PID = 0 ppm

TYPE OF SAMPLE COLLECTED:
 DISCRETE FOR UVA
 COMPOSITE FOR ALL OTHERS

SEDIMENT TYPE:

CLAY
 SAND
 ORGANIC
 GRAVEL

SAMPLE OBSERVATIONS:

ODOR
 COLOR Black Muck

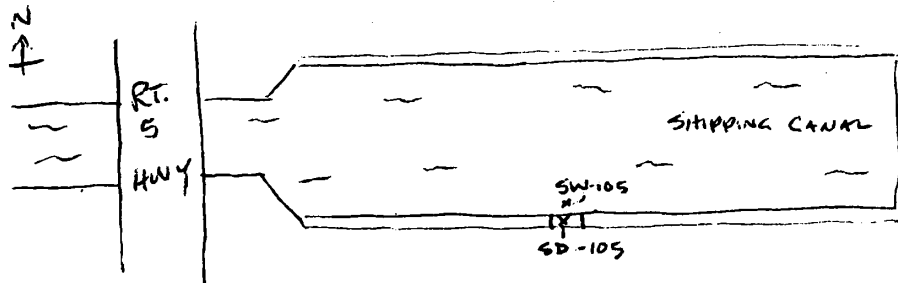
FIELD GC DATA: FIELD DUPLICATE COLLECTED
 DUPLICATE ID _____

SHOWN ON WATER WHEN SEDIMENT IS COLLECTED

SAMPLES COLLECTED

3 IF REQUIRED AT THIS LOCATION	MATRIX		3 IF PRESERVED WITH ACID-BASE	VOLUME REQUIRED	3 IF SAMPLE COLLECTED	SAMPLE BOTTLE IDS
	SURFACE WATER	SEDIMENT				
<input checked="" type="checkbox"/> TEL VOC	<input checked="" type="checkbox"/>	<input checked="" type="checkbox"/>	<input type="checkbox"/>		<input type="checkbox"/>	
<input checked="" type="checkbox"/> " SVOC	<input checked="" type="checkbox"/>	<input checked="" type="checkbox"/>	<input type="checkbox"/>		<input type="checkbox"/>	
<input checked="" type="checkbox"/> " P/PCEB	<input checked="" type="checkbox"/>	<input checked="" type="checkbox"/>	<input type="checkbox"/>		<input type="checkbox"/>	
<input checked="" type="checkbox"/> " INORG.	<input checked="" type="checkbox"/>	<input checked="" type="checkbox"/>	<input type="checkbox"/>		<input type="checkbox"/>	
<input checked="" type="checkbox"/> EPD/M,R,F,C	<input type="checkbox"/>	<input checked="" type="checkbox"/>	<input type="checkbox"/>		<input type="checkbox"/>	

NOTES/SKETCH



SW - COLLECTED AT/ON SHIPPING CANAL BEFORE SED WAS COLLECTED
 SD-105 - COLLECTED FROM BOTTOM OF SUMP/ WEIR DISCHARGE GATE UPSTREAM OF CANAL; SLIGHT CURRENT GOING INTO CANAL AT THIS LOCATION

SURFACE WATER AND SEDIMENT SAMPLE FIELD DATA RECORD

Project: HANNA FURNACE
 Project Number: 7169-40
 Sample Location ID: SW/SD-106
 Time: Start: 14:00 End: 15:00

Site: NYSDEC
 Date: 10-11-94
 Signature of Sampler: Thomas D. Taylor

SURFACE WATER INFORMATION

TYPE OF SURFACE WATER:
 STREAM RIVER
 POND/LAKE SEEP

DECONTAMINATION FLUIDS USED:

- ALL USED
- ETHYL ALCOHOL
- 25% METHANOL/ 75% ASTM TYPE II WATER
- DEIONIZED WATER
- LIQUINOX SOLUTION
- HEXANE
- HNO₃ SOLUTION
- POTABLE WATER
- NONE

WATER DEPTH AND SAMPLE LOCATION ~18 (ft)

DEPTH OF SAMPLE FROM TOP OF WATER ~18/17 (ft)
 EQUIPMENT USED FOR COLLECTION:
 NONE, GRAB INTO BOTTLE
 BOMB SAMPLER
 PUMP

VELOCITY MEASUREMENTS OBTAINED? YES, SEE FLOW MEASUREMENT DATA RECORD

TEMPERATURE 3.7 Deg. C. SPEC. COND. 0.532 mS/cm 8.06 pH Units DISS. O₂ N/A ppm

FIELD GC DATA: FIELD DUPLICATE COLLECTED
 DUPLICATE ID _____

SAMPLE LOCATION SKETCH:
 YES
 NO

METHOD USED:
 WINKLER
 PROBE

TMRB-3
 SW-106 HF SW 106 XXX 94 XX

SEDIMENT INFORMATION

EQUIPMENT USED FOR COLLECTION:
 GRAVITY CORER
 S.S. SPLIT SPOON
 DREDGE
 HAND SPOON
 ALUMINUM PANS
 SS BUCKET

DECONTAMINATION FLUIDS USED:

- ALL USED
- ETHYL ALCOHOL
- 25% METHANOL/ 75% ASTM TYPE II WATER
- DEIONIZED WATER
- LIQUINOX SOLUTION
- HEXANE
- HNO₃ SOLUTION
- POTABLE WATER
- NONE

DEPTH OF SEDIMENT SAMPLE _____ (ft)

NOT ABLE TO
 BE COLLECTED FROM THIS
 LOCATION AT ALL.

TYPE OF SAMPLE COLLECTED:
 DISCRETE
 COMPOSITE

SEDIMENT TYPE:

- CLAY
- SAND
- ORGANIC
- GRAVEL

SAMPLE OBSERVATIONS:

ODOR _____
 COLOR _____

FIELD GC DATA: FIELD DUPLICATE COLLECTED
 DUPLICATE ID _____

SAMPLES COLLECTED

3 IF REQUIRED AT THIS LOCATION	MATRIX		3 IF PRESERVED WITH ACID-BASE	VOLUME REQUIRED	3 IF SAMPLE COLLECTED	SAMPLE BOTTLE IDS
	SURFACE WATER	SEDIMENT				
<input checked="" type="checkbox"/>	TEL	VOC	<input type="checkbox"/>	_____	<input type="checkbox"/>	____/____/____
<input checked="" type="checkbox"/>	"	SVOC	<input type="checkbox"/>	_____	<input type="checkbox"/>	____/____/____
<input checked="" type="checkbox"/>	"	P/PCB	<input type="checkbox"/>	_____	<input type="checkbox"/>	____/____/____
<input checked="" type="checkbox"/>	"	INORG.	<input type="checkbox"/>	_____	<input type="checkbox"/>	____/____/____
<input type="checkbox"/>			<input type="checkbox"/>	_____	<input type="checkbox"/>	____/____/____
<input type="checkbox"/>			<input type="checkbox"/>	_____	<input type="checkbox"/>	____/____/____

NOTES/SKETCH

SEE SW-104 DATA RECORD
 FOR LOCATION OF SW-106 ALSO

SURFACE WATER AND SEDIMENT SAMPLE FIELD DATA RECORD

Project: HANNA FURNACE
 Project Number: 7169-40
 Sample Location ID: SW/SD-107
 Time: Start: 17:20 End: 18:00

Site: KYSDEC
 Date: 10-12-94
 Signature of Sampler: John D. Hughes

SURFACE WATER INFORMATION

SHIP CANAL

TYPE OF SURFACE WATER:
 STREAM RIVER
 POND/LAKE SEEP

DECONTAMINATION FLUIDS USED:

- ALL USED
- ETHYL ALCOHOL
- 25% METHANOL/ 75% ASTM TYPE II WATER
- DEIONIZED WATER
- LIQUINOX SOLUTION
- HEXANE
- HNO₃ SOLUTION
- POTABLE WATER
- NONE

WATER DEPTH AND SAMPLE LOCATION ~3 (ft)

DEPTH OF SAMPLE NEAR SURFACE FROM TOP OF WATER (ft)

EQUIPMENT USED FOR COLLECTION:
 NONE, GRAB INTO BOTTLE
 BOMB SAMPLER
 PUMP

VELOCITY MEASUREMENTS OBTAINED? YES, SEE FLOW MEASUREMENT DATA RECORD

TEMPERATURE 8.4 Deg. C. SPEC. COND. 0.95 $\mu\text{mhos/cm}$ pH 8.6 Units DISS. O₂ N/A ppm

FIELD GC DATA: FIELD DUPLICATE COLLECTED
 DUPLICATE ID _____

SAMPLE LOCATION SKETCH:
 YES
 NO

METHOD USED:
 WINKLER
 PROBE

Turb-2
 Col. - 0.03 HFSW 107XXX94XX

SEDIMENT INFORMATION

DEPTH OF SEDIMENT SAMPLE ~8 (ft)

EQUIPMENT USED FOR COLLECTION:
 GRAVITY CORER
 S.S. SPLIT SPOON
 DREDGE
 HAND SPOON
 ALUMINUM PANS
 SS BUCKET

DECONTAMINATION FLUIDS USED:

- ALL USED
- ETHYL ALCOHOL
- 25% METHANOL/ 75% ASTM TYPE II WATER
- DEIONIZED WATER
- LIQUINOX SOLUTION
- HEXANE
- HNO₃ SOLUTION
- POTABLE WATER
- NONE

HFSW 107XXX94XX

TYPE OF SAMPLE COLLECTED:
 DISCRETE FOR VOC
 COMPOSITE FOR OTHERS

SAMPLE OBSERVATIONS:
 ODOR
 COLOR LIGHT COLORED

SEDIMENT TYPE:

- CLAY
- SAND
- ORGANIC
- GRAVEL

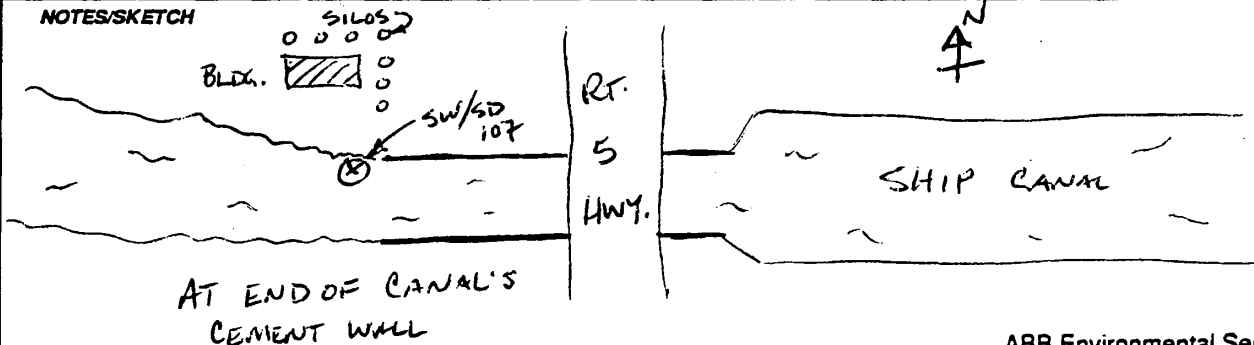
FIELD GC DATA: FIELD DUPLICATE COLLECTED
 DUPLICATE ID _____

POSSIBLY LOT OF
 CONCRETE MATERIAL

SAMPLES COLLECTED

3 IF REQUIRED AT THIS LOCATION	MATRIX		3 IF PRESERVED WITH ACID-BASE	VOLUME REQUIRED	3 IF SAMPLE COLLECTED	SAMPLE BOTTLE IDS
	SURFACE WATER	SEDIMENT				
<input checked="" type="checkbox"/>	TCL VOC	<input checked="" type="checkbox"/>	<input type="checkbox"/>		<input type="checkbox"/>	
<input checked="" type="checkbox"/>	SVOC	<input checked="" type="checkbox"/>	<input type="checkbox"/>		<input type="checkbox"/>	
<input checked="" type="checkbox"/>	P/PCB	<input checked="" type="checkbox"/>	<input type="checkbox"/>		<input type="checkbox"/>	
<input checked="" type="checkbox"/>	INDEL.	<input checked="" type="checkbox"/>	<input type="checkbox"/>		<input type="checkbox"/>	
<input checked="" type="checkbox"/>	EP TOX M, R, CI	<input checked="" type="checkbox"/>	<input type="checkbox"/>		<input type="checkbox"/>	

NOTES/SKETCH

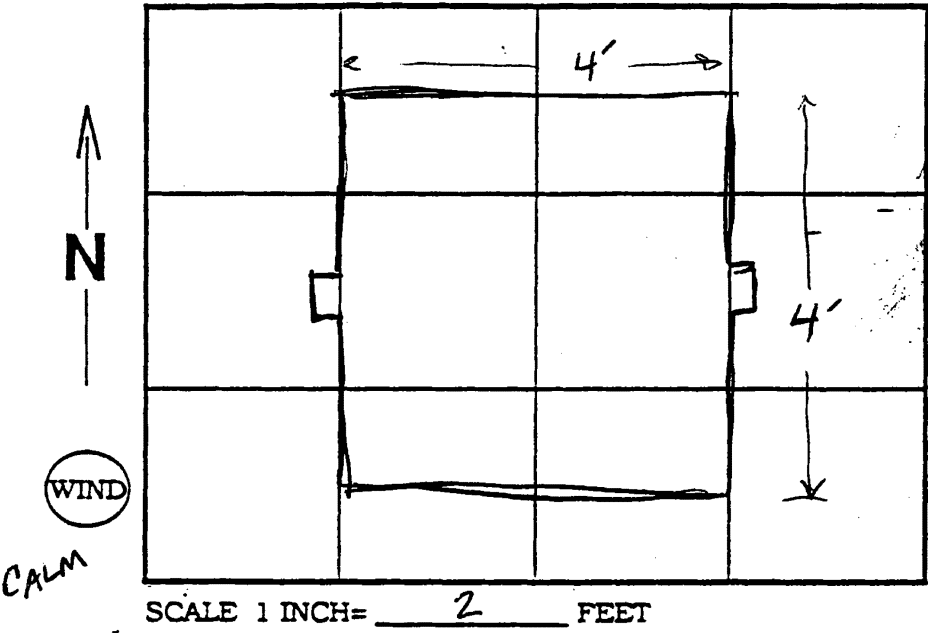


SUMP/DRY WELL/STRUCTURE SAMPLING RECORD

PAGE 1 OF 3

SITE HANNA FURNACE STRUCTURE TYPE CONCRETE SUMP
 STRUCTURE ID CD/CL-101 DATE 10-12-94 TIME 10:00 END 10:40
 COORDINATES N/A

PLAN VIEW OF STRUCTURE SITE W/ DIMENSIONS



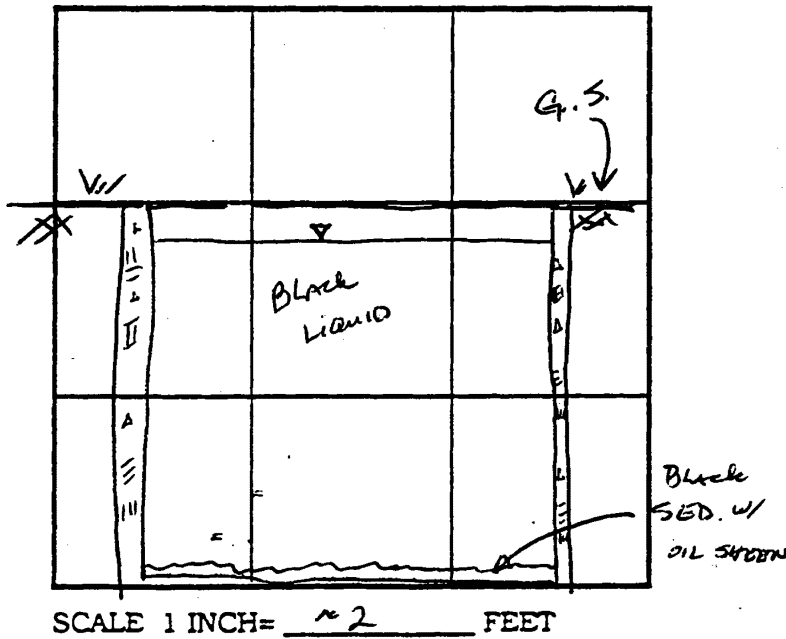
CREW MEMBERS:

1. B. BUTLER
2. T. LANGLEY
3. K. GROSS
4. A. FOSTER
- 5.
- 6.

MONITORING EQUIPMENT:

PI Meter	<input checked="" type="checkbox"/>	N
Explosive Gas	<input type="checkbox"/>	N
Avail. Oxygen	<input type="checkbox"/>	N
OVA	<input type="checkbox"/>	N
Other <u>HAZBA</u>		

CROSS SECTION OF STRUCTURE



Photographs. Roll YES

Exposure 2 PICTURES
 ① looking NE
 ② looking NW

HEALTH AND SAFETY

Protection Level C
 Initial PI 0 ppm
 Initial LEL — %
 Initial O₂ — %

Logged by T. Langley
 Checked by _____

SUMP/DRY WELL/STRUCTURE SAMPLING RECORD

SITE HANNA FURNACE STRUCTURE TYPE CONCRETE SUMP
 STRUCTURE ID CD/CL-101 DATE 10-12-94 TIME 10:00 END 10:40

LIQUID DATA:

Liquid Depth ~5 ft. from Ground Sample ID SEE BELOW
 Temperature see p.3 Degrees C. Sample Observations
 pH " " Units [] Odor -
 Specific Conductivity " " umhos/cm [] Color BLACK
 [] Layered -
 [] _____
 [] _____

PI Meter (Headspace) 0 ppm
 Field GC Screening () Yes (✓) No

HFCL101XXX94XX (PLUS MS/MSD)
HFCL 101 XXX 94 XD

Equipment Used for Collection BAILER - SINGLE USE

Decontamination Fluids Used LIQUINOX, POTABLE, DI

SLUDGE/SEDIMENT DATA:

Depth to Sediment ~5 ft. from GROUND Sample ID HFCD101XXX94XX (PLUS MS/MSD)
 Depth to Structure Bottom ~5 ft. from GROUND HFCD 101 XXX 94 XD

Type of Sample Collected [] Discrete
 [✓] Composite Sample Observations
 [✓] Odor -
 [✓] Color BLACK
 [✓] SHEEN
 [] _____
 [] _____

PI Meter (Headspace) 0 ppm
 Field GC Screening () Yes () No

Equipment Used for Collection DI, LIQUINOX, POTABLE

Decontamination Fluids Used BUCKET AUGER & S.S. BUCKET & SPOON

ANALYTICAL PARAMETERS:

	LIQUID	SEDIMENT		LIQUID	SEDIMENT
[✓] TCL VOC	[✓]	[✓]	[] TCLP	[]	[]
[✓] TCL SVOC	[✓]	[✓]	[✓] TCL PEST/PCBs	[✓]	[✓]
[] TPH	[]	[]	[✓] INURG	[✓]	[✓]
[] TAL METALS	[]	[]	[✓] EPTOX, REACT.	[✓]	[✓]
			<u>COALDS, IGNIT</u>		

SUMP/DRY WELL/STRUCTURE SAMPLING RECORD

PAGE 3 OF 3

SITE HANNA STRUCTURE TYPE Concrete SAN Sump
STRUCTURE ID GD/CL-101 DATE 10-12-24 TIME 10:35 END 10:40

COMMENTS:

PH = 7.8 - 8.18 units
Cond. = 3.93 - 3.27 mS/cm
TURB = 5 - 5
DO = 2.85 - DROPPING mg/L
Temp = 10°C - 10°C
Sal = 0.1 ‰ - 0.08 ‰

Used HORIBA WATER QUAL. Meter

HEALTH AND SAFETY MONITORING NOTES:

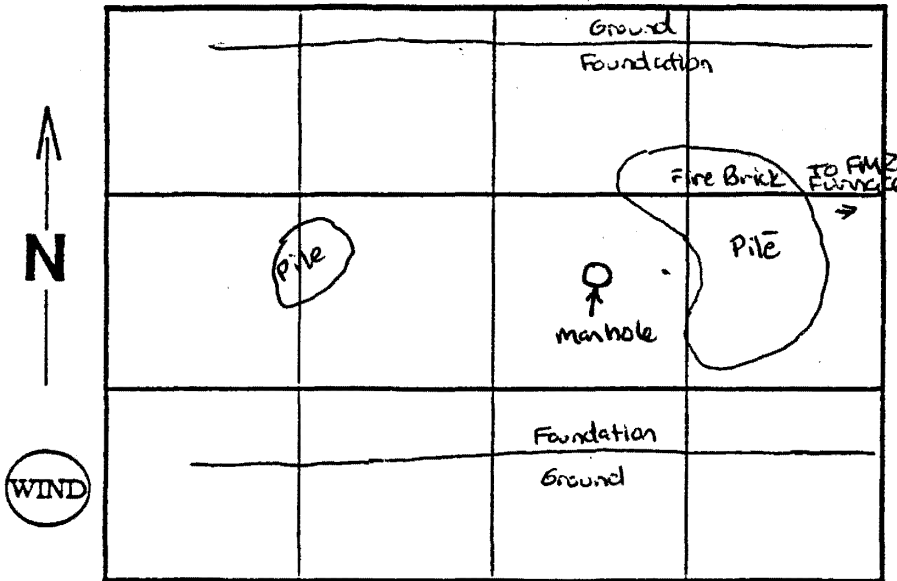
BRIAN & TOM AT LEVEL C DURING collection -
Kathy : Ashley Level C Dermal only AS Support

SUMP/DRY WELL/STRUCTURE SAMPLING RECORD

PAGE 1 OF 2

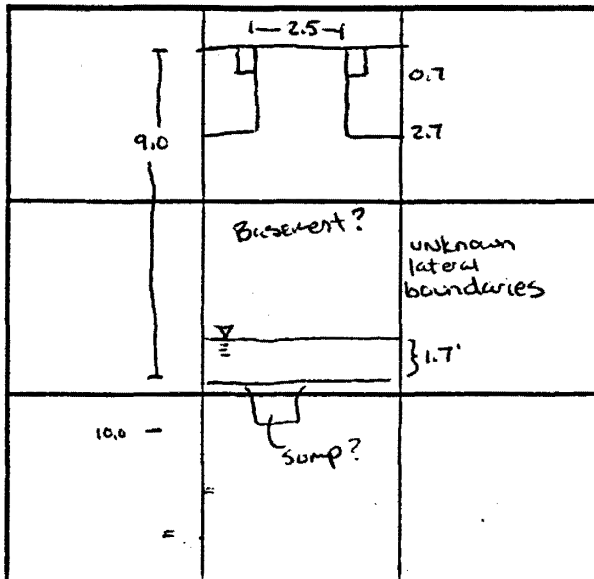
SITE Hanna Furnace STRUCTURE TYPE unknown (manhole)
 STRUCTURE ID CD/CL-102 DATE 10/12/94 TIME 1115 END 1150
 COORDINATES N/A

PLAN VIEW OF STRUCTURE SITE W/ DIMENSIONS



SCALE 1 INCH = _____ FEET

CROSS SECTION OF STRUCTURE



SCALE 1 INCH = NTS FEET

CREW MEMBERS:

1. B Butler
2. T Longley
3. A Foster
4. A. Peterson
- 5.
- 6.

MONITORING EQUIPMENT:

PI Meter	<input checked="" type="checkbox"/>	N
Explosive Gas	<input type="checkbox"/>	N
Avail. Oxygen	<input type="checkbox"/>	N
OVA	<input type="checkbox"/>	N
Other	_____	

Photographs, Roll # 1

Exposure _____

HEALTH AND SAFETY

Protection Level C dermal
 Initial PI 0 ppm
 Initial LEL N/A %
 Initial O₂ N/A %

Logged by BK Butler

Checked by _____

SUMP/DRY WELL/STRUCTURE SAMPLING RECORD

PAGE 2 OF 2

SITE Hanna Furnace STRUCTURE TYPE Unknown (Manhole)
STRUCTURE ID CD/CL-102 DATE 10/12/94 TIME 1115 END 1150

LIQUID DATA:

Liquid Depth 7.3' ft. from Ground Sample ID HFCL102XXX94XX
Temperature 7.3 Degrees C. Sample Observations
pH 8.28 Units [] Odor _____
Specific Conductivity 2.40 mS/cm [] Color _____
DO = NA TURBIDITY = 2 [] Layered _____
Salin = 0.10 [X] Clear
[] _____
PI Meter (Headspace) 0 ppm
Field GC Screening () Yes (X) No

Equipment Used for Collection Disposable bailer
Decontamination Fluids Used N/A

SLUDGE/SEDIMENT DATA:

Depth to Sediment 9.0 ft. from ground Sample ID HFCD102XXX94XX
Depth to Structure Bottom 10' (sump) ft. from ground
Type of Sample Collected [X] Discrete Sample Observations
[] Composite [] Odor _____
[X] Color light gray/orange/brown
[X] concrete rubble, organics, iron pellets
[] _____
PI Meter (Headspace) 0 ppm
Field GC Screening () Yes (X) No

Equipment Used for Collection Bucket Auger
Decontamination Fluids Used Liquinox/Potable H₂O, DI

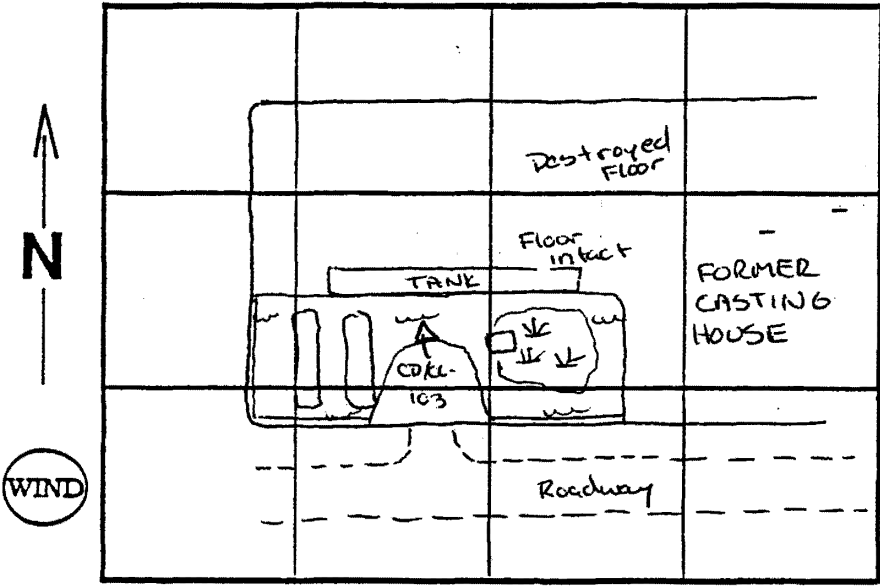
ANALYTICAL PARAMETERS:

	LIQUID	SEDIMENT		LIQUID	SEDIMENT
[X] TCL VOC	[X]	[X]	[] TCLP	[]	[]
[X] TCL SVOC	[X]	[X]	[X] TCL PEST/PCBs	[X]	[X]
[] TPH	[]	[]	[X] EP TOX Metals	[X]	[X]
[X] TAL METALS, CN ⁻	[X]	[X]	[X] <u>gn. corrosion</u> react.	[]	[X]

SUMP/DRY WELL/STRUCTURE SAMPLING RECORD

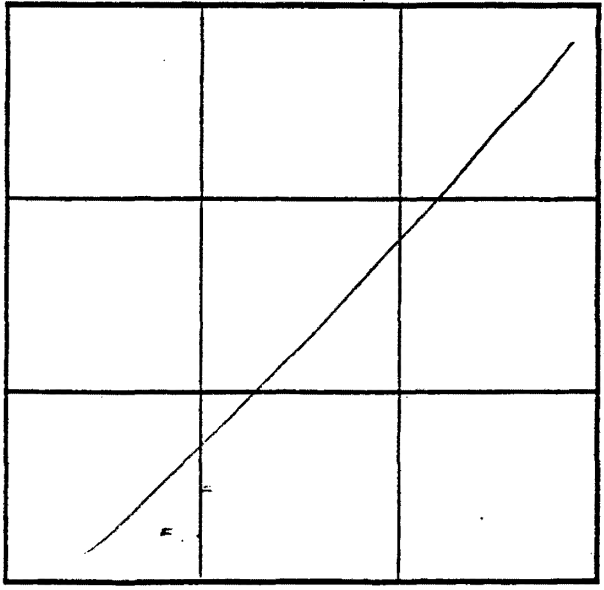
SITE Hanna Furnace STRUCTURE TYPE Basement
 STRUCTURE ID CD/CL-103 DATE 10/2/94 TIME 1218 END 1245
 COORDINATES _____

PLAN VIEW OF STRUCTURE SITE W/ DIMENSIONS



SCALE 1 INCH = NTS FEET

CROSS SECTION OF STRUCTURE



SCALE 1 INCH = NTS FEET

CREW MEMBERS:

1. BButler
2. T Longley
3. A. Foster
4. A. Peterson
- 5.
- 6.

MONITORING EQUIPMENT:

PI Meter	<input checked="" type="radio"/>	N
Explosive Gas	<input type="radio"/>	N
Avail. Oxygen	<input type="radio"/>	N
OVA	<input type="radio"/>	N
Other	_____	

Photographs, Roll # 1

Exposure _____

HEALTH AND SAFETY

Protection Level C Dermal
 Initial PI 0 ppm
 Initial LEL — %
 Initial O₂ — %

Logged by BButler

Checked by _____

SUMP/DRY WELL/STRUCTURE SAMPLING RECORD

SITE Hanna Furnace STRUCTURE TYPE Basement
 STRUCTURE ID CDCL-103 DATE 10/12/94 TIME 1218 END _____

LIQUID DATA:

Liquid Depth 0 to >2' Depth ft. from _____
 Temperature NO valve Degrees C.
 pH 8.1 Units
 Specific Conductivity 3.13 ~~mS~~ µmhos/cm
 Salinity = 0.08
 Turbid = 13

Sample ID HFCL103xxx94xx
 Sample Observations
 Odor _____
 Color Green
 Layered _____
 Clear

PI Meter (Headspace) 0 ppm
 Field GC Screening Yes No

Equipment Used for Collection Direct Fill

Decontamination Fluids Used N/A

SLUDGE/SEDIMENT DATA:

Depth to Sediment NA ft. from NA Sample ID HFCD103xxx94xx
 Depth to Structure Bottom NA ft. from _____

Type of Sample Collected Discrete
 Composite

(sample collected beneath tank -
 water ~ 5' deep)

Sample Observations
 Odor Sweet Fuel-like
 Color Black fine, soft material.
 Black oily texture.

PI Meter (Headspace) 0 ppm
 Field GC Screening Yes No

sediment thickness @ tank ~ 3-4'

Equipment Used for Collection Liquinox/Potable, DI rinse

Decontamination Fluids Used SS Bucket Auger

ANALYTICAL PARAMETERS:

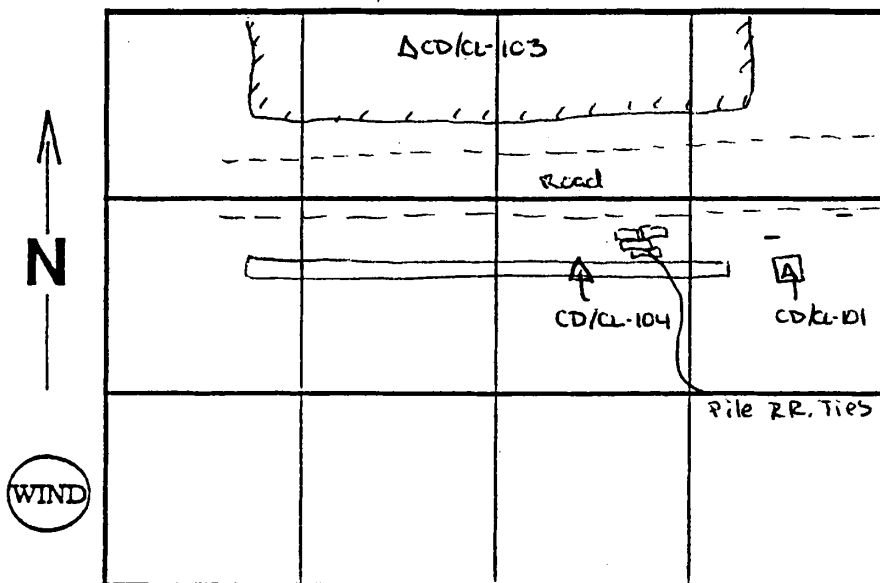
	LIQUID	SEDIMENT		LIQUID	SEDIMENT
<input type="checkbox"/> TCL VOC	<input checked="" type="checkbox"/>	<input checked="" type="checkbox"/>	<input type="checkbox"/> TCLP	<input type="checkbox"/>	<input type="checkbox"/>
<input type="checkbox"/> TCL SVOC	<input checked="" type="checkbox"/>	<input checked="" type="checkbox"/>	<input checked="" type="checkbox"/> TCL PEST/PCBs	<input checked="" type="checkbox"/>	<input checked="" type="checkbox"/>
<input type="checkbox"/> TPH	<input type="checkbox"/>	<input type="checkbox"/>	<input checked="" type="checkbox"/> EP Tox Metals	<input type="checkbox"/>	<input checked="" type="checkbox"/>
<input type="checkbox"/> TAL METALS + CN ⁻	<input checked="" type="checkbox"/>	<input checked="" type="checkbox"/>	<input checked="" type="checkbox"/> Ign./react./acc.	<input type="checkbox"/>	<input checked="" type="checkbox"/>

SUMP/DRY WELL/STRUCTURE SAMPLING RECORD

PAGE 1 OF 2

SITE Hanna Furnace STRUCTURE TYPE Trench
 STRUCTURE ID CD/CL-104 DATE 10/12/44 TIME 1300 END 1320
 COORDINATES _____

PLAN VIEW OF STRUCTURE SITE W/ DIMENSIONS



SCALE 1 INCH = NTS FEET

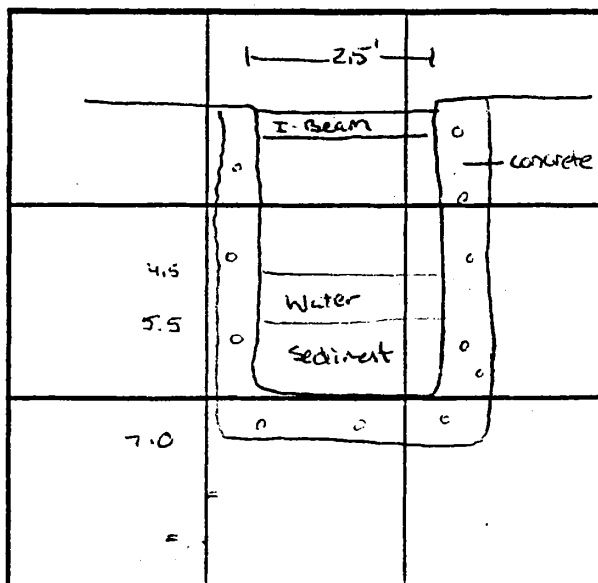
CREW MEMBERS:

1. B. Butler
2. T. Langley
3. A. Peterson
- 4.
- 5.
- 6.

MONITORING EQUIPMENT:

PI Meter	<input checked="" type="checkbox"/>	N
Explosive Gas	<input type="checkbox"/>	N
Avail. Oxygen	<input type="checkbox"/>	N
OVA	<input type="checkbox"/>	N
Other	_____	

CROSS SECTION OF STRUCTURE



SCALE 1 INCH = NTS FEET

Photographs, Roll Y, #1

Exposure _____

HEALTH AND SAFETY

Protection Level Continuous
 Initial PI 0 ppm
 Initial LEL — %
 Initial O₂ — %

Logged by B. Butler

Checked by _____

SUMP/DRY WELL/STRUCTURE SAMPLING RECORD

SITE Hanna Furnace STRUCTURE TYPE Trench
 STRUCTURE ID CD/CL-104 DATE 10/2/94 TIME 1300 END 1320

LIQUID DATA:

Liquid Depth 4.5 ft. from ground Sample ID HFCD104XX94XX
 Temperature Not Working Degrees C. Sample Observations
 pH 8.8 Units Odor _____
 Specific Conductivity 1.8 MS ~~umhos/cm~~ Color yellow-clear
 salinity 0.04% Layered _____
 Turbid 49 _____
 DO not working _____
 PI Meter (Headspace) 0 ppm
 Field GC Screening Yes No

Equipment Used for Collection SS Bucket

Decontamination Fluids Used Liquinox/Potable H₂O, DI H₂O

SLUDGE/SEDIMENT DATA:

Depth to Sediment 5.5 ft. from ground Sample ID HFCD104XX94XX
 Depth to Structure Bottom 7.0 ft. from _____

Type of Sample Collected Discrete Sample Observations
 Composite Odor _____
 Color Brown
 Faint Petroleum odor?

PI Meter (Headspace) 0 ppm
 Field GC Screening Yes No

Equipment Used for Collection Bucket Auger

Decontamination Fluids Used Liquinox/Potable H₂O, DI H₂O

ANALYTICAL PARAMETERS:

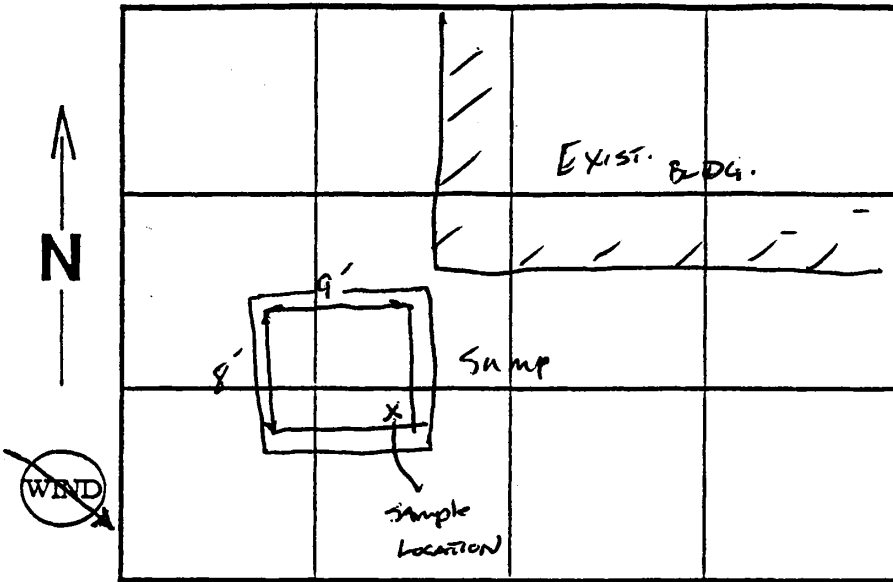
	LIQUID	SEDIMENT		LIQUID	SEDIMENT
<input checked="" type="checkbox"/> TCL VOC	<input checked="" type="checkbox"/>	<input checked="" type="checkbox"/>	<input type="checkbox"/> TCLP	<input type="checkbox"/>	<input type="checkbox"/>
<input checked="" type="checkbox"/> TCL SVOC	<input checked="" type="checkbox"/>	<input checked="" type="checkbox"/>	<input checked="" type="checkbox"/> TCL PEST/PCBs	<input checked="" type="checkbox"/>	<input type="checkbox"/>
<input type="checkbox"/> TPH	<input type="checkbox"/>	<input type="checkbox"/>	<input checked="" type="checkbox"/> EPTOX metals	<input type="checkbox"/>	<input checked="" type="checkbox"/>
<input checked="" type="checkbox"/> TAL METALS & CN ⁻	<input checked="" type="checkbox"/>	<input checked="" type="checkbox"/>	<input checked="" type="checkbox"/> <u>ignit/corr/red</u>	<input type="checkbox"/>	<input checked="" type="checkbox"/>

SUMP/DRY WELL/STRUCTURE SAMPLING RECORD

PAGE 1 OF 2


SITE HANNA FURNACE STRUCTURE TYPE Sump
 STRUCTURE ID CD/CL-105 DATE 10-13-14 TIME 10:30 END 11:00
 COORDINATES N/A

PLAN VIEW OF STRUCTURE SITE W/ DIMENSIONS



SCALE 1 INCH = 10 FEET

CROSS SECTION OF STRUCTURE



SCALE 1 INCH = _____ FEET

CREW MEMBERS:

1. Tom Loggoy
2. Ashley Foster
3. ELISE Peterson (NYSDEC)
- 4.
- 5.
- 6.

MONITORING EQUIPMENT:

PI Meter Y N
 Explosive Gas Y N
 Avail. Oxygen Y N
 OVA Y N
 Other _____
HORIBA water meter

Photographs. Roll _____

Exposure _____

HEALTH AND SAFETY

Protection Level C Dermal
 Initial PI Blk. ppm
 Initial LEL _____ %
 Initial O₂ _____ %

Logged by T.D.L.

Checked by _____

SUMP/DRY WELL/STRUCTURE SAMPLING RECORD

SITE HANNA FURNACE STRUCTURE TYPE _____
 STRUCTURE ID SW DATE 10-13-94 TIME 10:30 END 11:00
CD/CL-105

LIQUID DATA:

Liquid Depth 3' ft. from Top of water Sample ID HFCL105XXX94XX
 Temperature N/A Degrees C. Sample Observations
 pH 7.89 Units Odor _____
 Specific Conductivity 0.805 mS ~~umhos/cm~~ Color Cloudy, murky
 Salinity 0.0190 Layered _____
 Turbidity 8 NTU SOME FLOATING OIL ON
 DO 6.15 SURFACE
 PI Meter (Headspace) Bkg. ppm
 Field GC Screening () Yes () No

Equipment Used for Collection ONE-USE TEFLON BOTTLE

Decontamination Fluids Used DI, LIQUOX, P-TABLE

SLUDGE/SEDIMENT DATA:

Depth to Sediment 3' Below TOP OF WATER ft. from _____ Sample ID HFCD105XXX94XX
 Depth to Structure Bottom ~4' ft. from TOP OF WATER

Type of Sample Collected Discrete Composite Sample Observations
 Odor Hydrocarbons
 Color Black

PI Meter (Headspace) Bkg. ppm
 Field GC Screening () Yes () No

Equipment Used for Collection S.S. Spoon & Bucket, S.S. Bucket Auger

Decontamination Fluids Used A3 ABOVE

ANALYTICAL PARAMETERS:

	LIQUID	SEDIMENT	LIQUID	SEDIMENT
<input checked="" type="checkbox"/> TCL VOC	<input checked="" type="checkbox"/>	<input checked="" type="checkbox"/>	<input type="checkbox"/> TCLP	<input type="checkbox"/>
<input checked="" type="checkbox"/> TCL SVOC	<input checked="" type="checkbox"/>	<input checked="" type="checkbox"/>	<input checked="" type="checkbox"/> TCL PEST/PCBs	<input checked="" type="checkbox"/>
<input type="checkbox"/> TPH	<input type="checkbox"/>	<input type="checkbox"/>	<input checked="" type="checkbox"/> <u>CN</u>	<input checked="" type="checkbox"/>
<input checked="" type="checkbox"/> TAL METALS	<input checked="" type="checkbox"/>	<input checked="" type="checkbox"/>	<input checked="" type="checkbox"/> <u>EPTOX IGMS₁</u>	<input checked="" type="checkbox"/>

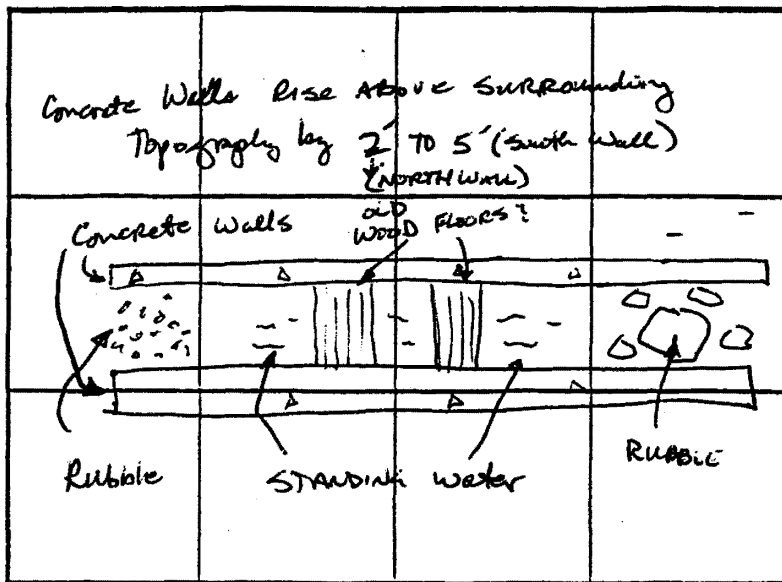
Corros., React.

SUMP/DRY WELL/STRUCTURE SAMPLING RECORD

PAGE 1 OF 2

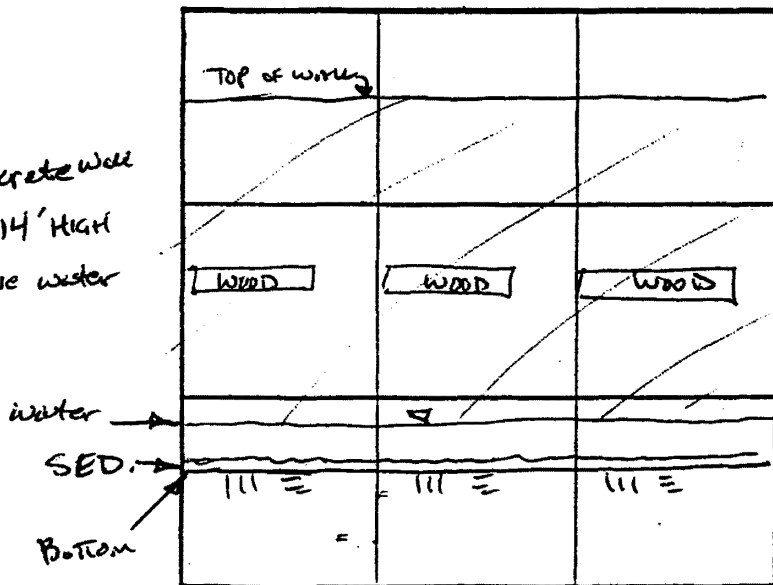
SITE HANNA FURNACE STRUCTURE TYPE Sump
 STRUCTURE ID CD/CL-106 DATE 10-13-94 TIME 09:30 END 0945
 COORDINATES _____

PLAN VIEW OF STRUCTURE SITE W/ DIMENSIONS



SCALE 1 INCH = 10 FEET

CROSS SECTION OF STRUCTURE



SCALE 1 INCH = 10 FEET

CREW MEMBERS:

1. Tom Longley
2. Ashley Foster
- 3.
- 4.
- 5.
- 6.

MONITORING EQUIPMENT:

PI Meter N
 Explosive Gas Y N
 Avail. Oxygen Y N
 OVA Y N
 Other _____

Photographs, Roll yes

1 Locking NE

Exposure _____

HEALTH AND SAFETY

Protection Level C Dermal
 Initial PI 0.9 ppm
 Initial LEL _____ %
 Initial O₂ _____ %

Logged by T. Longley

Checked by _____

SUMP/DRY WELL/STRUCTURE SAMPLING RECORD

PAGE 2 OF 2

SITE HANNA FURNACE STRUCTURE TYPE Sump
 STRUCTURE ID CD/CL-106 DATE 10-13-14 TIME 9:30 END 09:45

LIQUID DATA:

Liquid Depth ~ 1' ft. from TOP of sed. Sample ID HFCL106XXX94XX
 Temperature N/A Degrees C. Sample Observations
 pH 9.89 Units Odor _____
 Specific Conductivity 1.81 mS/cm μ mhos/cm Color _____
 Salinity 0.04% Layered _____
 Turbidity 2 NTU _____
 DO N/A NOT working _____
 PI Meter (Headspace) Bkg. ppm
 Field GC Screening () Yes () No

Equipment Used for Collection S.S. Teflon one-use BAIKER

Decontamination Fluids Used DI, LIQUINOX, POTABLE H₂O

SLUDGE/SEDIMENT DATA:

Depth to Sediment ~ 6' Below North Wall ft. from _____ Sample ID HFCD 106XXX94XX
 Depth to Structure Bottom ~ 6.5' ft. from North Wall

Type of Sample Collected Discrete Sample Observations
 Composite Odor _____
 Color Black

PI Meter (Headspace) Bkg. ppm
 Field GC Screening () Yes () No

Equipment Used for Collection S.S. Spoon & Bucket, S.S. Bucket Auger

Decontamination Fluids Used AS ABOVE

ANALYTICAL PARAMETERS:

	LIQUID	SEDIMENT		LIQUID	SEDIMENT
<input checked="" type="checkbox"/> TCL VOC	<input checked="" type="checkbox"/>	<input checked="" type="checkbox"/>	<input type="checkbox"/> TCLP	<input type="checkbox"/>	<input type="checkbox"/>
<input checked="" type="checkbox"/> TCL SVOC	<input checked="" type="checkbox"/>	<input checked="" type="checkbox"/>	<input checked="" type="checkbox"/> TCL PEST/PCBs	<input checked="" type="checkbox"/>	<input checked="" type="checkbox"/>
<input type="checkbox"/> TPH	<input type="checkbox"/>	<input type="checkbox"/>	<input checked="" type="checkbox"/> CN	<input checked="" type="checkbox"/>	<input checked="" type="checkbox"/>
<input checked="" type="checkbox"/> TAL METALS	<input checked="" type="checkbox"/>	<input checked="" type="checkbox"/>	<input checked="" type="checkbox"/> EPTOX, Conc.	<input type="checkbox"/>	<input checked="" type="checkbox"/>

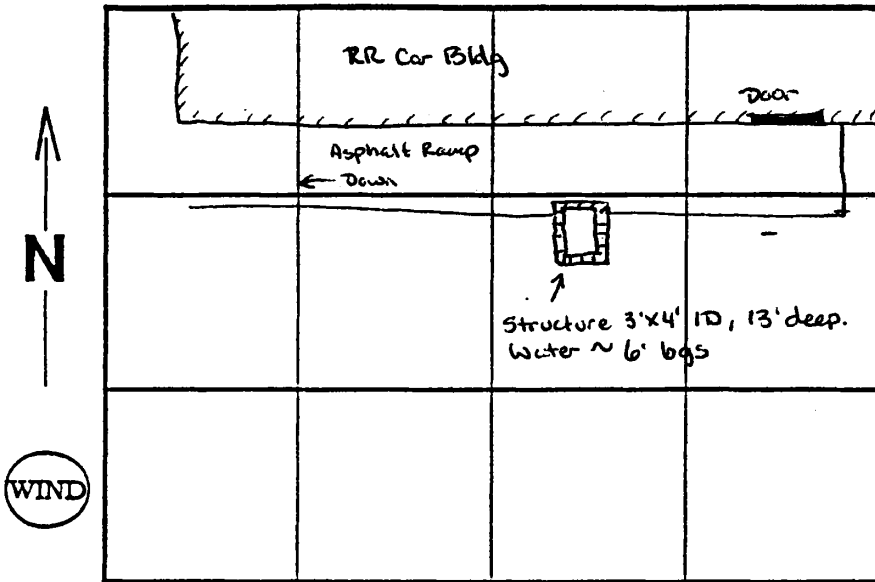
React. Ignit

SUMP/DRY WELL/STRUCTURE SAMPLING RECORD

PAGE 1 OF 2

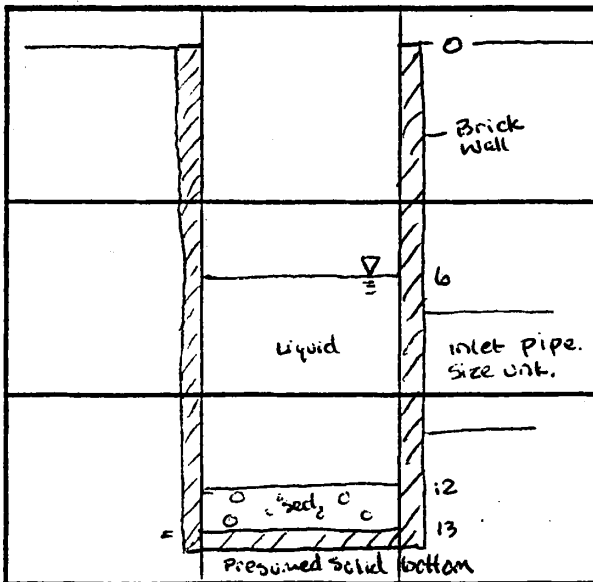
SITE Hanna Fence STRUCTURE TYPE Sump/unknown
 STRUCTURE ID HF CD/C107 DATE 10/13/94 TIME 135 END 1350
 COORDINATES _____

PLAN VIEW OF STRUCTURE SITE W/ DIMENSIONS



SCALE 1 INCH = NTS FEET

CROSS SECTION OF STRUCTURE



SCALE 1 INCH = NTS FEET

CREW MEMBERS:

1. B Butler
2. T Longley
3. A Peterson / NYSDEC
- 4.
- 5.
- 6.

MONITORING EQUIPMENT:

PI Meter Y N
 Explosive Gas Y N
 Avail. Oxygen Y N
 OVA Y N
 Other Horiba U-10
pH paper

Photographs, Roll #2

Exposure _____

HEALTH AND SAFETY

Protection Level Level C domal
 Initial PI 0 ppm
 Initial LEL — %
 Initial O₂ — %

Logged by B Butler

Checked by _____

SUMP/DRY WELL/STRUCTURE SAMPLING RECORD

SITE Hanna Furnace STRUCTURE TYPE Sump/unknown
 STRUCTURE ID HFCD/CL107 DATE 10/13/94 TIME 1315 END 1350

LIQUID DATA:

Liquid Depth 6 ft. from ground Sample ID HFCD107KXX94XX
 Temperature Not measured Degrees C. Sample Observations
 pH 12.3 Units (meter) Odor Sour/bitter
 Specific Conductivity 2.16 MS umhos/cm Color _____
 Turbidity = 5 NTUS Layered _____
 DO = 16.3 _____
 Satin = 0.06% _____
 PI Meter (Headspace) 0 ppm
 Field GC Screening () Yes (X) No

Equipment Used for Collection disposable bailer

Decontamination Fluids Used N/A

SLUDGE/SEDIMENT DATA:

Depth to Sediment 12 ft. from ground Sample ID HFCD107KXX94XX
 Depth to Structure Bottom 13 ft. from Ground

Type of Sample Collected Discrete Composite
 Sample Observations
 Odor sweet/petroleum
 Color black/brown
 Sheen

PI Meter (Headspace) 0 ppm
 Field GC Screening () Yes (X) No

Equipment Used for Collection Bucket auger

Decontamination Fluids Used Liquinox/Potable H₂O, DI H₂O

ANALYTICAL PARAMETERS:

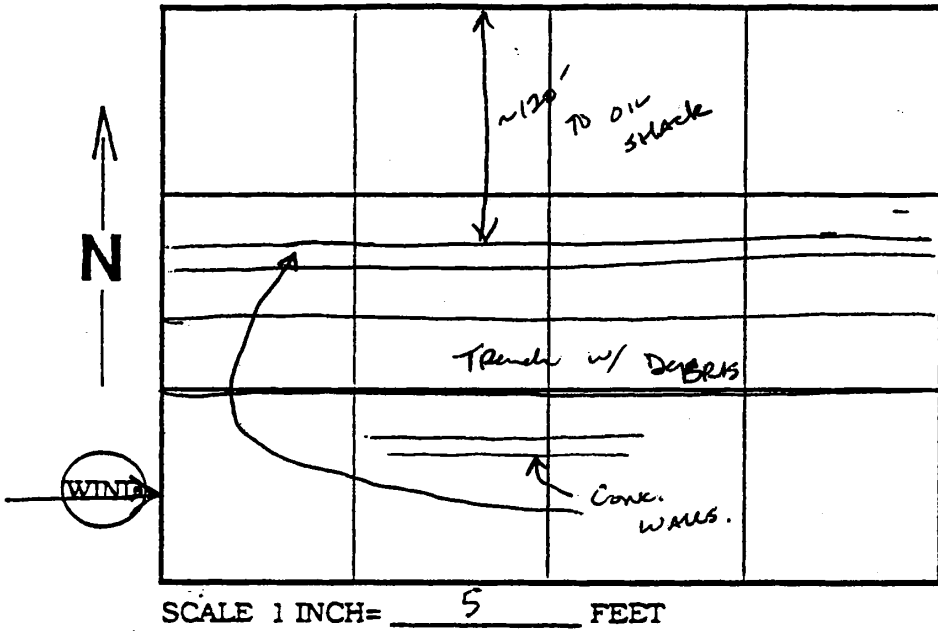
	LIQUID	SEDIMENT		LIQUID	SEDIMENT
<input checked="" type="checkbox"/> TCL VOC	<input checked="" type="checkbox"/>	<input checked="" type="checkbox"/>	<input type="checkbox"/> TCLP	<input type="checkbox"/>	<input type="checkbox"/>
<input checked="" type="checkbox"/> TCL SVOC	<input checked="" type="checkbox"/>	<input checked="" type="checkbox"/>	<input checked="" type="checkbox"/> TCL PEST/PCBs	<input checked="" type="checkbox"/>	<input checked="" type="checkbox"/>
<input type="checkbox"/> TPH	<input type="checkbox"/>	<input type="checkbox"/>	<input checked="" type="checkbox"/> EPTOX metals	<input checked="" type="checkbox"/>	<input checked="" type="checkbox"/>
<input checked="" type="checkbox"/> TAL METALS	<input checked="" type="checkbox"/>	<input checked="" type="checkbox"/>	<input checked="" type="checkbox"/> Ignit/corros/react	<input checked="" type="checkbox"/>	<input checked="" type="checkbox"/>

SUMP/DRY WELL/STRUCTURE SAMPLING RECORD

PAGE 1 OF 2

SITE HANNA FURNACE STRUCTURE TYPE Concrete Trench
 STRUCTURE ID CD/CL-108 DATE 10-13-94 TIME 12:00 END 12:30
 COORDINATES _____

PLAN VIEW OF STRUCTURE SITE W/ DIMENSIONS



CREW MEMBERS:

1. T. Longley
2. A. Foster
3. A. Peterson (NYSDEC)
4. _____
5. _____
6. _____

MONITORING EQUIPMENT:

PI Meter	<input checked="" type="checkbox"/>	N
Explosive Gas	<input type="checkbox"/>	N
Avail. Oxygen	<input type="checkbox"/>	N
OVA	<input type="checkbox"/>	N
Other	_____	

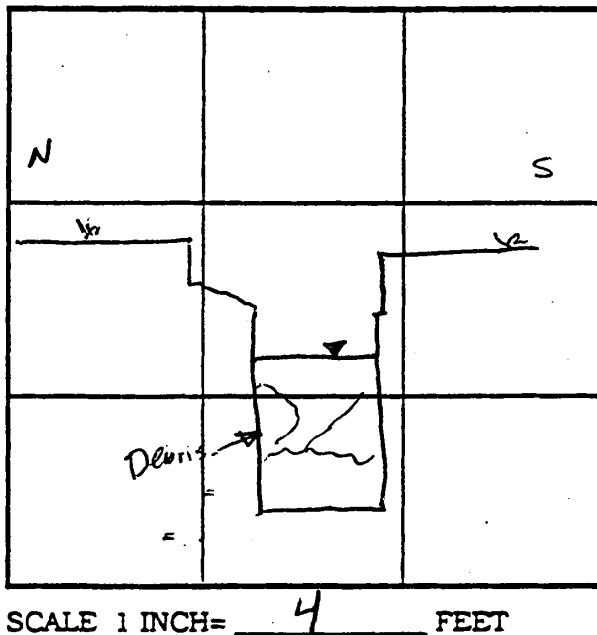
Photographs, Roll _____

Exposure _____

HEALTH AND SAFETY

Protection Level _____
 Initial PI _____ ppm
 Initial LEL _____ %
 Initial O₂ _____ %

CROSS SECTION OF STRUCTURE



Logged by T. Longley
 Checked by _____

SUMP/DRY WELL/STRUCTURE SAMPLING RECORD

SITE CD/CL-108 STRUCTURE TYPE Trench
 STRUCTURE ID HANNA FNC. DATE 10-13-94 TIME _____ END _____

LIQUID DATA:

Liquid Depth ~ 8" Deep / 4" ft. from South Lip Sample ID HFCL108XXX94XX
 Temperature N/A Degrees C. Sample Observations
 pH 9.5 Units Odor NONE
 Specific Conductivity 196 mS/cm microhos/cm Color clear
 Salinity 0.0570 Layered _____
 Turbidity 17 NTU _____
 DO N/A _____
 PI Meter (Headspace) Blk. ppm
 Field GC Screening Yes No

Equipment Used for Collection Single-use Teplan Bailer

Decontamination Fluids Used DI, LIQUINOX, RETABE

SLUDGE/SEDIMENT DATA:

Depth to Sediment ~ 8" ft. from Top Water Sample ID HFCD108XXX94XX
 Depth to Structure Bottom ? ~ 6" ft. from South wall

Type of Sample Collected Discrete VOA Sample Observations
 Composite REST Odor _____
 Color _____
 Gray, Black,
 SILTY w/ some grain
sand

PI Meter (Headspace) Blk. ppm
 Field GC Screening Yes No

Equipment Used for Collection S.S. Spoon, Bucket, Auger

Decontamination Fluids Used AS ABOVE

ANALYTICAL PARAMETERS:

	LIVID	SEDIMENT		LIVID	SEDIMENT
<input checked="" type="checkbox"/> TCL VOC	<input checked="" type="checkbox"/>	<input checked="" type="checkbox"/>	<input checked="" type="checkbox"/> TCLP	<input type="checkbox"/>	<input type="checkbox"/>
<input checked="" type="checkbox"/> TCL SVOC	<input checked="" type="checkbox"/>	<input checked="" type="checkbox"/>	<input checked="" type="checkbox"/> TCL PEST/PCBs	<input checked="" type="checkbox"/>	<input checked="" type="checkbox"/>
<input type="checkbox"/> TPH	<input type="checkbox"/>	<input type="checkbox"/>	<input checked="" type="checkbox"/> <u>CN</u>	<input checked="" type="checkbox"/>	<input checked="" type="checkbox"/>
<input checked="" type="checkbox"/> TAL METALS	<input checked="" type="checkbox"/>	<input checked="" type="checkbox"/>	<input checked="" type="checkbox"/> <u>corp. rest.</u>	<input type="checkbox"/>	<input checked="" type="checkbox"/>
			<u>Ignite.</u>		

SUMP/DRY WELL/STRUCTURE SAMPLING RECORD

SITE Henna Furnace STRUCTURE TYPE Catch basin
 STRUCTURE ID CD/C-109 DATE 10/11/94 TIME 1040 END 1320

LIQUID DATA:

Liquid Depth 10 ft. from Ground Surf. Sample ID HF CD109XXX94XX
 Temperature N/A Degrees C. Sample Observations
 pH N/A Units Odor _____
 Specific Conductivity N/A µmhos/cm Color Black
 Layered separate oil LNAPL phase

 PI Meter (Headspace) N/A ppm (PID not Working)-
 Field GC Screening Yes No

Equipment Used for Collection Stainless Steel Pack-bomb sampler/w disposable cord.
 Decontamination Fluids Used Deionized water, Liquinox

SLUDGE/SEDIMENT DATA:

Depth to Sediment 12.0 ft. from Ground Surf. Sample ID HF CD109XXX94XX
 Depth to Structure Bottom 12.5' ft. from Ground Surf.
 Type of Sample Collected Discrete Sample Observations
 Composite Odor _____
 Color Black oily silt/w some
 rags, fibrous material, gravel

 PI Meter (Headspace) N/A ppm (PID not Working)
 Field GC Screening Yes No

Equipment Used for Collection stainless Steel bucket w/eye
 Decontamination Fluids Used Deionized water, liquinox

ANALYTICAL PARAMETERS:

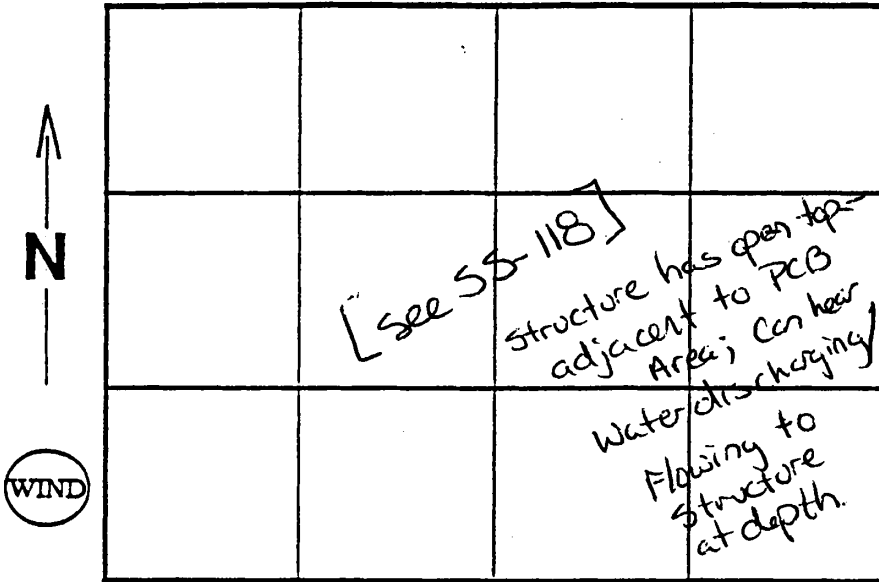
	LIQUID	SEDIMENT	LIQUID	SEDIMENT
<input checked="" type="checkbox"/> TCL VOC	<input checked="" type="checkbox"/>	<input checked="" type="checkbox"/>	<input type="checkbox"/> TCLP	<input type="checkbox"/>
<input checked="" type="checkbox"/> TCL SVOC	<input checked="" type="checkbox"/>	<input checked="" type="checkbox"/>	<input checked="" type="checkbox"/> TCL PEST/PCBs	<input checked="" type="checkbox"/>
<input type="checkbox"/> TPH	<input type="checkbox"/>	<input type="checkbox"/>	<input checked="" type="checkbox"/> EPTOX Metals	<input checked="" type="checkbox"/>
<input checked="" type="checkbox"/> TAL METALS	<input checked="" type="checkbox"/>	<input checked="" type="checkbox"/>	<input checked="" type="checkbox"/> Ignit/react/corr	<input checked="" type="checkbox"/>

SUMP/DRY WELL/STRUCTURE SAMPLING RECORD

PAGE 1 OF 2

SITE Hanna Furnace STRUCTURE TYPE Catch basin
 STRUCTURE ID CD/CU-109 DATE 10/11/94 TIME 1040 END 1320
 COORDINATES _____

PLAN VIEW OF STRUCTURE SITE W/ DIMENSIONS



SCALE 1 INCH = N/A FEET

CREW MEMBERS:

1. B Butler
2. K Lahey
- 3.
- 4.
- 5.
- 6.

MONITORING EQUIPMENT:

PI Meter N
 Explosive Gas N
 Avail. Oxygen N
 OVA Y N
 Other _____

Photographs, Roll _____

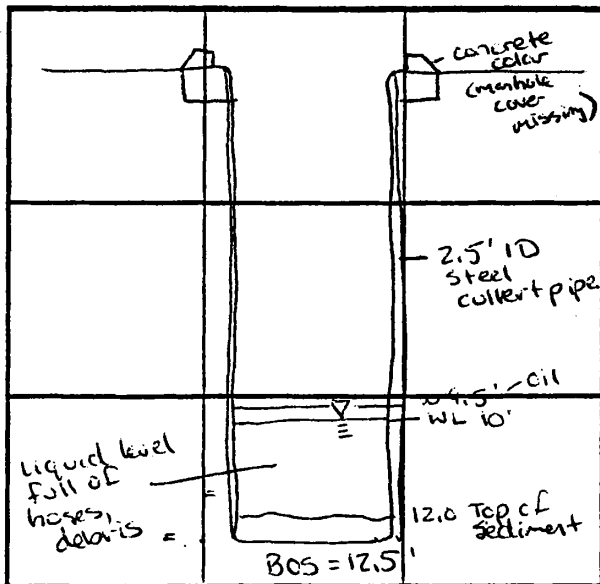
Yes

Exposure _____

HEALTH AND SAFETY

Protection Level C
 Initial PI _____ ppm
 Initial LEL 0 %
 Initial O₂ 21.2 %

CROSS SECTION OF STRUCTURE



SCALE 1 INCH = NTS FEET

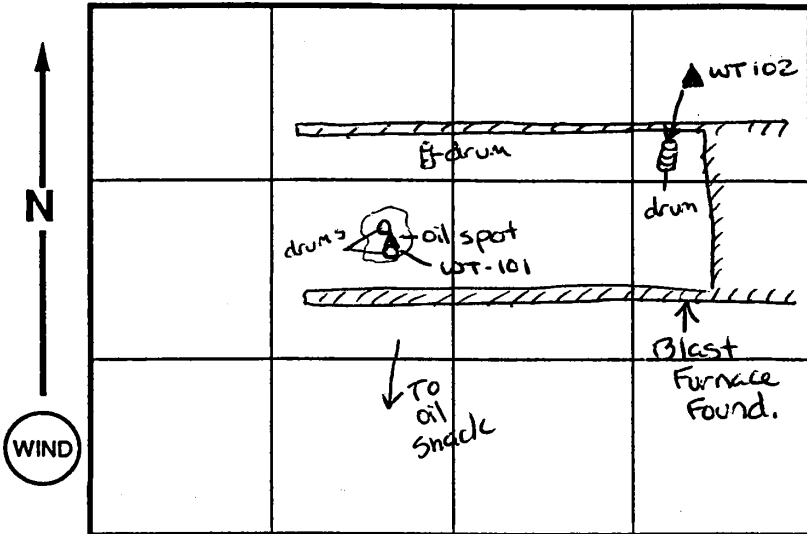
Logged by BK Buttl

Checked by _____

SURFACE SOIL SAMPLING RECORD

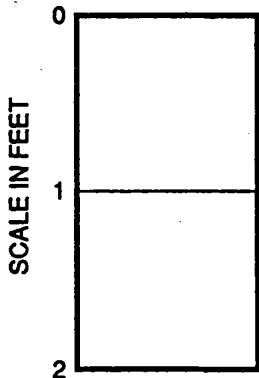
Site: Henne Furnace Project No. 7169-40
 Location No. HFWT101XXX94XX/D Date 10/13/94 Time 0930 End 1040
 Coordinates _____ AOC Oil Shuck Area

SKETCH MAP OF SAMPLING SITE



SCALE 1" = NTS FT.

SAMPLE PROFILE



No.	Sample No.	Depth (ft.)
S-1	HFWT101	-0-
S-2		
S-3		

Sampling Equipment:

SS spoon
SS bucket
 Decon. Materials:
Liquinox
Deionized H₂O

Crew Members:

1. B Butler
2. K Gross
- 3.
- 4.
- 5.
- 6.

Monitor Equipment:

PI Meter Y N
 Explosive Gas Y N
 Avail. Oxygen Y N
 OVA Y N
 Other _____

Photographs: (Roll Exposure)

NO

SAMPLE DESCRIPTION: Black tar/oil sat'd soil
due to ady. leaking expanded drum;
soil is gravelly sand. v. sticky.
PID breathing zone 0-10 ppm

NOTES: collected sample, dup, MS/MSD
for VOC, SVOC, pest/PCB, inorganics,
epox metals, ignit/react/corros.
analysis.

References: _____

Field Book #: 3

Page #: 15-16

Attachments:


N/A

Signature: R. K. Butler

SURFACE SOIL SAMPLING RECORD

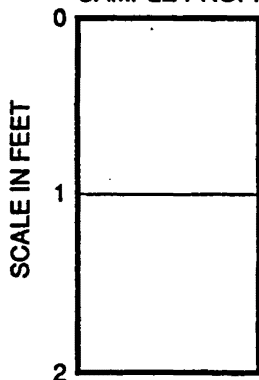
Site: Hanna Furnace Project No. 7169-40
 Location No. HFWT102XXX94XX Date 10/13/94 Time 10/40 End 11:10
 Coordinates _____ AOC Dil Shack Area

SKETCH MAP OF SAMPLING SITE



SCALE 1" = NTS FT.

SAMPLE PROFILE



No.	Sample No.	Depth (ft.)
S-1	HFWT102	Drum
S-2		
S-3		

Sampling Equipment:

SS Spoon

Decon. Materials:

N/A. spoon disposed after sampling

SAMPLE DESCRIPTION: brown to lt. brown soft chemical product - consistency of peanut butter. Drum is full, white color. No visible writing.

NOTES: sample collected from open drum lying on side; collected for VOC, SVOC, pest/PCB, inorg, EPTOX metals, ignit/react/corrosivity

Crew Members:

1. B Butler
2. K Gross
- 3.
- 4.
- 5.
- 6.

Monitor Equipment:

PI Meter (Y) N
 Explosive Gas (Y) N
 Avail. Oxygen (Y) N
 OVA Y N
 Other _____

Photographs: (Roll Exposure)

N/A

References: _____

Field Book #: 3

Page #: 16

Attachments: _____

N/A

Signature: R-K Buttl

WELL DEVELOPMENT RECORD

Project: HANNA FURNACE	Well Installation Date: 10-20-94	Project No. 7169-40	
Client: NYSDEC	Well Development Date: 10-25-94	Logged by: TDL	Checked by:
Well/Site I.D.: MW-101	Weather: PTLY. SUNNY, BREEZY, Cool	Start Date: 10-25-94	Finish Date: 10-25-94
Initial Water Level (ft): 7.1' Below TOP PVC	Start Time: 08:00	Finish Time: 09:11	
Water Level during Initial Pumping/Purging (ft): N/A			
Water Level at Termination of Pumping/Purging (ft): N/A			

Total Number of Well Volumes	TIME	TEMP.	pH	Conductivity	Approximate Pumping Rate (gal/min)	Turbidity (NTU's)
5	08:00	13.3	12.2	13.7	0.77	>999
10	08:06	15.3	12.3	14.8	0.9	"
15	08:16	16.6	12.2	13.4	0.8	"
20	08:37	15.1	12.1	12.5	0.7	"
25	08:45	15.7	12.1	11.6	0.7	"
30	08:52	15.0	12.1	10.8	0.6	490
35	09:00	15.2	12.3	10.7	0.6	120
36	09:08					
37	09:11	15.5	12.3	10.5	0.6	370

‰ SALINITY

NOTES:

Developed using centrifugal pump w/ hose & foot-valve assembly down the hole.
Turned pump off @ 08:17 & 09:05 to allow recharge.
Water is frothy/bubbly throughout.
Development is complete based on stabilization of parameters.

Well Developer's Signature _____


**FIGURE 4-13
WELL DEVELOPMENT RECORD
NYSDEC QUALITY ASSURANCE PROGRAM PLAN**

WELL DEVELOPMENT RECORD

Project: <i>HANNA FURNACE</i>	Well Installation Date: <i>10-20-94</i>	Project No. <i>7169-40</i>
Client: <i>NYSDEC</i>	Well Development Date: <i>10-25-94</i>	Logged by: <i>TDL</i>
Well/Site I.D.: <i>MW-102</i>	Weather: <i>RAIN, V. WINDY, 50'S F</i>	Start Date: <i>10-25-94</i>
Initial Water Level (ft): <i>7' BELOW TOP PVC</i>		Finish Date: <i>10-25-94</i>
Water Level during Initial Pumping/Purging (ft): <i>N/A</i>		Start Time:
Water Level at Termination of Pumping/Purging (ft): <i>N/A</i>		Finish Time:

TOTAL Number of Well Volumes	TIME	TEMP.	pH	Conductivity	Approximate Pumping Rate (gal/min)	Turbidity (NTU's)
<i>7</i>	<i>16:43</i>	<i>14.4</i>	<i>7.8</i>	<i>0.53</i>	<i>0.02</i>	<i>7999</i>
<i>12</i>	<i>16:47</i>	<i>14.7</i>	<i>7.7</i>	<i>0.53</i>	<i>0.02</i>	<i>688</i>
<i>17</i>	<i>16:52</i>	<i>16.0</i>	<i>7.7</i>	<i>0.52</i>	<i>0.02</i>	<i>350</i>
<i>22</i>	<i>17:00</i>	<i>15.4</i>	<i>7.7</i>	<i>0.55</i>	<i>0.02</i>	<i>216</i>
<i>29</i>	<i>17:05</i>	<i>15.6</i>	<i>7.6</i>	<i>0.51</i>	<i>0.02</i>	<i>140</i>
<i>34</i>	<i>17:10</i>	<i>15.8</i>	<i>7.7</i>	<i>0.52</i>	<i>0.02</i>	<i>76</i>
<i>39</i>	<i>17:15</i>	<i>15.7</i>	<i>7.7</i>	<i>0.51</i>	<i>0.02</i>	<i>44</i>

% SALINITY

NOTES:

Developed using centrifugal pump, w/ hose & foot-valve assembly inserted at bottom of well.

Well is considered developed based on stabilization of parameters

Well Developer's Signature *John D. Zyl*

**FIGURE 4-13
WELL DEVELOPMENT RECORD
NYSDEC QUALITY ASSURANCE PROGRAM PLAN**

WELL DEVELOPMENT RECORD

Project: <i>HANNA FURNACE</i>	Well Installation Date: <i>10-20-94</i>	Project No. <i>7169-40</i>	
Client: <i>NYSDEC</i>	Well Development Date: <i>10-26-94</i>	Logged by: <i>TDL</i>	Checked by:
Well/Site I.D.: <i>MW-103</i>	Weather: <i>PTLY. SUNNY, BREEZY, COOL</i>	Start Date: <i>10-26-94</i>	Finish Date: <i>10-26-94</i>
Initial Water Level (ft): <i>5.68' Below TOP PVC</i>		Start Time: <i>09:29</i>	Finish Time: <i>09:57</i>
Water Level during Initial Pumping/Purging (ft): <i>5.7 N/A</i>			
Water Level at Termination of Pumping/Purging (ft): <i>5.78' Below TOP PVC</i>			

GALLONS TOTAL Number of Well Volumes	TIME	TEMP.	pH	Conductivity	Approximate Pumping Rate (gal/min)	Turbidity (NTU's)
10	<i>0931</i>	<i>14.5</i>	<i>8.8</i>	<i>2.9</i>	<i>0.14</i>	<i>683</i>
15	<i>0935</i>	<i>14.7</i>	<i>7.5</i>	<i>2.9</i>	<i>0.15</i>	<i>527</i>
20	<i>0939</i>	<i>14.9</i>	<i>8.5</i>	<i>3.0</i>	<i>0.15</i>	<i>432</i>
25	<i>0942</i>	<i>15.1</i>	<i>8.5</i>	<i>3.0</i>	<i>0.15</i>	<i>130</i>
30	<i>0945</i>	<i>15.3</i>	<i>8.5</i>	<i>3.0</i>	<i>0.15</i>	<i>299</i>
35	<i>0947</i>	<i>15.0</i>	<i>8.5</i>	<i>3.0</i>	<i>0.15</i>	<i>106</i>
40	<i>0950</i>	<i>15.3</i>	<i>8.5</i>	<i>3.0</i>	<i>0.15</i>	<i>80</i>
45	<i>0952</i>	<i>15.3</i>	<i>8.5</i>	<i>3.1</i>	<i>0.15</i>	<i>150</i>
50	<i>0955</i>	<i>15.4</i>	<i>8.5</i>	<i>3.1</i>	<i>0.15</i>	<i>69</i>
55	<i>0957</i>	<i>15.3</i>	<i>8.5</i>	<i>3.1</i>	<i>0.15</i>	<i>34</i>

% SALINITY

NOTES:

Developed using centrifical pump w/ hose & foot valve assembly placed at bottom of well.

Development is complete based on stabilization.

Well Developer's Signature _____

J. D. [Signature]

FIGURE 4-13
WELL DEVELOPMENT RECORD
NYSDEC QUALITY ASSURANCE PROGRAM PLAN

ABB Environmental Services, Inc.

WELL DEVELOPMENT RECORD

Project: HANNA FURNACE	Well Installation Date: 10-21-94	Project No. 7169-40
Client: NYSDEC	Well Development Date: 10-25-94	Logged by: TDL
Well/Site I.D.: MW-104	Weather: RAINY, V. WINDY, 50° F	Start Date: 10-25-94
Initial Water Level (ft): N/A		Finish Date: 10-25-94
		Start Time: 14:30
		Finish Time: 15:00
Water Level during Initial Pumping/Purging (ft): N/A		
Water Level at Termination of Pumping/Purging (ft): N/A		

TOTAL Number of Well GALLONS	TIME	°C TEMP.	pH	mS/cm Conductivity	Approximate Pumping Rate (gal/min)	Turbidity (NTU's)	% SALINITY
10	14:34	13.6	10.6	0.56	~1 GPM	434	0.02
15	14:40	13.6	11.0	0.68		101	0.03
20	14:45	14.3	11.1	0.73		282	0.03
25	14:47	14.3					
30	14:50	14.2	11.2	0.94		17	0.04
35	14:54	14.3	11.3	0.94		2	0.04
40	14:57	14.5	11.3	0.95		1	0.04

NOTES:

Developed w/ centrifugal ^{pump} foot-valve/hose assembly placed @ bottom of well

Considered developed @ 15:00 based on NTUs

Well Developer's Signature

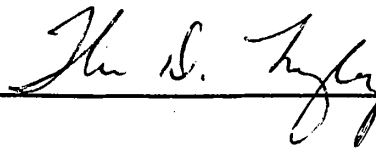


FIGURE 4-13
WELL DEVELOPMENT RECORD
NYSDEC QUALITY ASSURANCE PROGRAM PLAN

ABB Environmental Services, Inc.

WELL DEVELOPMENT RECORD

Project: HANNA FURNACE	Well Installation Date: 10-21-94	Project No. 7169-40
Client: NYSDEC	Well Development Date: 10-25-94	Logged by: TDL
Well/Site I.D.: MW-105	Weather: RAINY, V. WINDY, 50'S F	Start Date: 10-25-94
Initial Water Level (ft): 8.86' BELOW TOP PVC	Finish Date: 10-25-94	Finish Time: 13:55
Water Level during Initial Pumping/Purging (ft): —		
Water Level at Termination of Pumping/Purging (ft): 8.9' BELOW PVC @ 13:55		

TOTAL Number of Well- Volumes Gallons	TIME	TEMP. °C	pH	mS/cm Conductivity	Approximate Pumping Rate (gal/min)	Turbidity (NTU's)	% SALINITY
11	12:46	15.5	10.22	0.57	~1 GPM	>999	0.02
15	12:50	16.1	10.8	0.59		7999	0.02
20	13:05	17.5	10.7	0.59		200	0.02
25	13:23	17.1	10.8	0.59		7999	0.02
30	13:33	16.2	10.9	0.59		776	0.02
35	13:45	15.9	11.0	0.70		101	0.02
50	13:51	15.9	11.1	0.75	~5 GPM	40	0.03
55	13:53	16.0	11.1	0.76		12	0.03
60	13:55	16.1	11.1	0.76		8	0.03

NOTES:

Used centrifugal pump w/ foot valve @ bottom of well to develop. Continually surged w/ hose & foot-valve assembly during development procedure.

At 13:40, changed pump assembly & increased flow considerably from the well.

Considered well developed @ 13:55 based on NTUs

B.O.B. = 17.46' Below PVC

$\frac{\Delta}{\dots} = 8.9'$ " " "

Well Developer's Signature

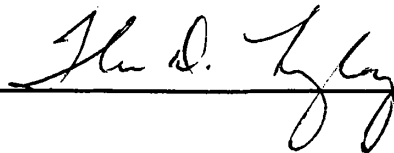


FIGURE 4-13
WELL DEVELOPMENT RECORD
NYSDEC QUALITY ASSURANCE PROGRAM PLAN

ABB Environmental Services, Inc.

WELL DEVELOPMENT RECORD

Project: HANNA FURNACE	Well Installation Date: 10-24-94	Project No. 7169-40
Client: NYSDEC	Well Development Date: 10-26-94	Logged by: TDL
Well/Site I.D.: MW-106	Weather: PTLY. SUNNY, BREEZY, Cool	Start Date: 10-26-94
Initial Water Level (ft): 8.2' Below T&P OF PVC	Start Time: 10:16	Finish Date: 10/26/94
Water Level during Initial Pumping/Purging (ft): N/A		Finish Time: 13:40
Water Level at Termination of Pumping/Purging (ft): N/A		

Gallons Total Number of Well Volumess	TIME	TEMP.	pH	Conductivity	Approximate Pumping Rate- (gal/min)	Turbidity (NTU's)
1	1020					
6	1055	11.7	10.3	0.73	0.03	999
9	1109					
11	1114	11.4	10.85	0.70	0.02	999
16	1127	11.6	9.87	0.7	0.02	999
21	1141	12.2	9.7	0.68	0.03	999
23	1201					
26	1206	11.9	9.8	0.68	0.02	7999
31	1230	11.9	10.5	0.66	0.02	999
36	1235	11.7	10.4	0.65	0.03	999
41	1250	11.4	10.5	0.67	0.03	999
46	1300	11.7	10.5	0.66	0.02	999
51	1340	12.0	10.4	0.66	0.03	999

NOTES:

% Salinity

ALYSE Peterson }
 DAVE LOE } NYSDEC both agree that based on
 STABILIZATION OF READINGS THAT THIS
 WELL IS DEVELOPED.

This well was hand bailed & pumped alternately over the course of development.

Well Developer's Signature _____
John L. Taylor
 106

FIGURE 4-13
WELL DEVELOPMENT RECORD
NYSDEC QUALITY ASSURANCE PROGRAM PLAN

WELL DEVELOPMENT RECORD

Project: HANNA FURNACE	Well Installation Date: 10-24-94	Project No. 7169-40	
Client: NYSDEC	Well Development Date: 10-26-94	Logged by: TDL	Checked by:
Well/Site I.D.: MW-107	Weather: PTLY. SUNNY, BREEZY, COOL	Start Date: 10/26/94	Finish Date: 10/26/94
Initial Water Level (ft): 7.28' Below TOP OF PVC	Start Time: 10:35	Finish Time: 13:30	
Water Level during Initial Pumping/Purging (ft): N/A			
Water Level at Termination of Pumping/Purging (ft): N/A			

TOTAL Number of Well GALLONS Volumes	TIME	TEMP.	pH	Conductivity	Approximate Pumping Rate (gal/min)	Turbidity (NTU's)
3	10:35	12.1	6.8	1.3	0.06	> 999
5	11:35	12.0	6.7	1.2	0.1	500
6	11:49	11.8	6.9	1.2	0.05	300
7	12:05	11.9	6.9	1.2	0.05	260
8	12:30	11.9	6.9	1.2	0.05	300
8.5	13:00	11.8	6.9	1.2	0.05	670
9	13:30	11.6	7.0	1.2	0.05	570

% SALINITY

NOTES:

This well was hand bailed for development.

Alyce Peterson }
 Dave Luce } NYSDEC both agree this well is developed
 based upon STABILIZATION OF
 READINGS.

Well Developer's Signature _____

J. D. Fly

**FIGURE 4-13
 WELL DEVELOPMENT RECORD
 NYSDEC QUALITY ASSURANCE PROGRAM PLAN**

ABB Environmental Services, Inc.

WELL DEVELOPMENT RECORD

Project: <i>HANNA FURWAGE</i>	Well Installation Date: <i>10-20-94</i>	Project No. <i>7169-40</i>
Client: <i>NYSDEC</i>	Well Development Date: <i>10-25-94</i>	Logged by: <i>TDL</i>
Well/Site I.D.: <i>MW-108</i>	Weather: <i>RAINY, V. WINDY, 50's F</i>	Start Date: <i>10-25-94</i>
Initial Water Level (ft): <i>7.58' BELOW TOP OF PVC</i>	Start Time: <i>15:33</i>	Finish Date: <i>10-25-94</i>
Water Level during Initial Pumping/Purging (ft): <i>N/A</i>		Finish Time: <i>16:30</i>
Water Level at Termination of Pumping/Purging (ft): <i>N/A</i>		

GALLONS TOTAL Number of Well Volumes	TIME	°C TEMP.	pH	mS/cm Conductivity	Approximate Pumping Rate (gal/min)	Turbidity (NTU's)	% SAND/SILT
5	15:37	15.4	7.6	0.57		>999	0.02
10	15:41	15.9	7.4	0.58		7999	0.02
15	15:44						
20	15:49	16.1	7.3	0.56		651	0.02
25	15:53						
30	15:57	16.7	7.4	0.58		483	0.02
35	16:01						
40	16:24						
42	16:25	15.9	7.5	0.58		332	0.02
47	16:30	16.1	7.4	0.57		340	0.02

NOTES:

Developed w/ Centrifugal pump & foot-valve/hose assembly placed @ bottom of well.

Considered developed @ 16:30 based on stabilization of readings even though NTU not below 50 NTU.

Well Developer's Signature _____




FIGURE 4-13
WELL DEVELOPMENT RECORD
NYSDEC QUALITY ASSURANCE PROGRAM PLAN

ABB Environmental Services, Inc.

WELL DEVELOPMENT RECORD

Project: Hanna Furnace	Well Installation Date: 10/19/94	Project No. 7169-40	
Client: NYSD&C	Well Development Date: 10/21/94	Logged by: JK (ADI)	Checked by: RUB
Well/Site I.D.: MW-109	Weather: Overcast	Start Date: 10/21/94	Finish Date: 10/21/94
Initial Water Level (ft): 8.98		Start Time: 0915	Finish Time: 1510
Water Level during Initial Pumping/Purging (ft): 8.98			
Water Level at Termination of Pumping/Purging (ft): 8.9			

Number of Well Volumes	TIME	TEMP.	pH	Conductivity	Approximate Pumping Rate (gal/min)	Turbidity (NTU's)
2 gal	0920	1.1°C	11.32	1.12	24	> 1000
4 gal	0923	1.9°C	11.45	1.40	20 40	> 1000
6 gal	0928	3.0°C	11.44	1.52	20	> 1000
8 gal	0933	5.8°C	11.44	1.73	20	> 1000
10 gal	0938	1.1	11.28	1.28	20	> 1000
12 gal	0943	5.8°C	11.18	1.08	20	> 1000
14 gal	0948 1.45	11.12		1.76		> 1000

NOTES:

Initial pump water black silt.

*see attached sheet

Well Developer's Signature

Zick Buttl

ABB Environmental Services

Time	Temp	Wind	1000hPa	100	1000hPa	Sea
13:45	11.05	7/2	-10	.02	17.2	10
13:55	10.89	586	-10	-0.00	27.9	10
14:00	10.84	565	-10	0.00	28.7	10
14:03	10.83	565	-10	0.00	29.8	10
14:05	10.80	560	-10	-0.00	29.7	10
14:09	10.79	564	-10	0.00	29.8	10
14:14	10.76	555	-10	0.00	30.3	10
14:17	10.73	553	-10	0.00	30.6	10
14:20	10.70	549	-10	0.02	30.7	10
14:24	10.70	545	-10	0.00	30.9	10
14:27	10.70	557	-10	0.00	30.2	10
14:31	10.70	552	-10	0.00	30.7	10
14:36	10.70	547	-10	0.01	30.4	10
14:40	10.68	542	-10	0.00	30.2	10
14:43	10.67	548	-10	0.06	30.6	10
14:46	10.66	548	-10	0.10	31.0	10
14:49	10.66	547	-10	0.02	27.9	10
14:52	10.65	548	-10	0.09	30.4	10
14:55	10.64	549	-10	0.09	30.7	10
14:58	10.64	560	-10	0.17	30.2	10

100

P.H

1.45

WELL DEVELOPMENT RECORD

Project: HANNA FURNACE	Well Installation Date:	Project No. 7169-40
Client: NYSDEC	Well Development Date: 10-19-94	Logged by: TBL
Well/Site I.D.: MW-109	Weather: OVERCAST/PTLY. SUNNY, 60's	Start Date: 10-21-94
Initial Water Level (ft): 8.98' Below TOP PVC	Finish Date: 10-21-94	Finish Time: 0943
Water Level during Initial Pumping/Purging (ft): N/A		
Water Level at Termination of Pumping/Purging (ft): N/A		

GALLONS TOTAL Number of Well- Volumes	TIME	TEMP.	pH	Conductivity	Approximate Pumping Rate (gal/min)	Turbidity (NTU's)
2	0920	1.1	11.38	1.12	0.04	1000
4	0923	1.9	11.45	1.40	0.05	1000
6	0928	3	11.44	1.52	0.05	71000
8	0933	5.8	11.44	1.73	0.06	1000
10	0938	1.1	11.38	1.78	0.05	71000
12	0943	5.8	11.18	1.08	0.04	71000

% SALINITY

NOTES:

Well Developer's Signature _____

**FIGURE 4-13
WELL DEVELOPMENT RECORD
NYSDEC QUALITY ASSURANCE PROGRAM PLAN**

WELL DEVELOPMENT RECORD

Project: HANNA FURNACE	Well Installation Date: 10-19-94	Project No. 7169-40
Client: NYSDEC	Well Development Date: 10/21/94; 10/25; 10/26/94	Logged by: TDL
Well/Site I.D.: MW-110	Weather: 50-60; RAINY to Overcast; Breezy	Start Date: 10-21-94
Initial Water Level (ft): 15.01' Below TOP PVC on 10/21/94; 15.94' on 10/26	Start Time: SEE	Finish Date: 10-26-94
Water Level during Initial Pumping/Purging (ft): N/A	Finish Time: SEE BELOW	
Water Level at Termination of Pumping/Purging (ft): N/A		

Total Number of Well Volumes	TIME	TEMP. °C	pH	mS/cm Conductivity	Approximate Pumping Rate (gal/min)	Turbidity (NTU's)	% SALINITY
2	10/21 08:50	2.5	7.16	0.605		651	0.02
DRY @ 4	10/21 09:10	1.7	7.42	0.519		>999	0.01
6	10/25 15:53	12.9	7.1	1.49		960	0.06
8	10/25 16:00	12.1	7.3	1.14		962	0.05
DRY @ 10	10/25 16:10	11.9	7.3	1.26		690	0.05
12	10/26 14:30	11.9	6.3	1.1		>999	0.05

NOTES:

Hand bailed this well w/ Teflon Bailer on 3 different days. On 10/26/94, Alyse Peterson of NYSDEC agrees that based on all readings, this well is developed.

Well Developer's Signature *John D. Ziegler*

**FIGURE 4-13
WELL DEVELOPMENT RECORD
NYSDEC QUALITY ASSURANCE PROGRAM PLAN**

WELL DEVELOPMENT RECORD

Project: Hanna Furnace	Well Installation Date: 10/19/94	Project No. 7169-40
Client: NYSDEC	Well Development Date: 10/21/94	Logged by: Checked by:
Well/Site I.D.: MW-110 Hanna Furnace	Weather: Overcast	Start Date: 10/21/94 Finish Date:
Initial Water Level (ft): 15.01' BTOR	Start Time: 050	Finish Time:

Water Level during Initial Pumping/Purging (ft):

Water Level at Termination of Pumping/Purging (ft):

Number of Well Volumes	TIME	TEMP.	pH	Conductivity	Approximate Pumping Rate (gal/min)	Turbidity (NTU's)
<u>2 gallons</u>	<u>0:59</u>	<u>2.5 °C</u>	<u>7.16</u>	<u>0.605</u>	<u>Bailer</u>	<u>651</u>
<u>4 gallons</u>	<u>0:10</u>	<u>1.7 °C</u>	<u>7.42</u>	<u>0.519</u>	<u>Bailer</u>	<u>999</u>

NOTES:

Well Developer's Signature _____

GROUNDWATER SAMPLE FIELD DATA RECORD

Project: Hanna Furnace
 Project Number: 71109-40
 Sample Location ID: HFMW101XXX94XX

Site: Hanna Furnace MW-101
 Date: 11/24/94
 Time: Start: 1635 End: 1730
 Signature of Sampler: Rick Butcher

Water Level/Well Data

Well Depth 17.42 Ft. Measured Historical Top of Well Top of Protective Casing
 Well Riser Stick-up 2.46 Ft. (from ground) Protective 0.24 Ft. Casing/Well Difference
 Depth to Water 6.73 Ft. Well Material: PVC SS Well Locked?: Yes No Well Dia. 2 inch 4 inch 6 inch Protective 2.70 Ft. Casing
 Height of Water Column 10.69 Ft. X .16 Gal/Ft. (2 in.) .65 Gal/Ft. (4 in.) 1.5 Gal/Ft. (6 in.) Gal/Ft. (in.) [1.7 Gal/Vol. 6.8 Total Gal Purged] Well Integrity: Prot. Casing Secure Yes No Concrete Collar Intact Yes No Other Yes No

Equipment Documentation

Purging/Sampling Equipment Used: **Decontamination Fluids Used:**

<input checked="" type="checkbox"/> (If Used For)				
Purging	Sampling	Equipment ID	(All That Apply at Location)	
<input checked="" type="checkbox"/>	<input checked="" type="checkbox"/>	<u>ABB # 65910-020</u>	<input type="checkbox"/> Methanol (100%)	
<input type="checkbox"/>	<input type="checkbox"/>	<u>ABB</u>	<input type="checkbox"/> 25% Methanol/75% ASTM Type II water	
<input type="checkbox"/>	<input checked="" type="checkbox"/>	<u>JIA</u>	<input checked="" type="checkbox"/> Deionized Water	
<input type="checkbox"/>	<input type="checkbox"/>		<input type="checkbox"/> Liquinox Solution	
<input type="checkbox"/>	<input type="checkbox"/>		<input type="checkbox"/> Hexane	
<input type="checkbox"/>	<input type="checkbox"/>		<input type="checkbox"/> HNO ₃ /D.I. Water Solution	
<input type="checkbox"/>	<input type="checkbox"/>		<input type="checkbox"/> Potable Water	
<input type="checkbox"/>	<input type="checkbox"/>		<input type="checkbox"/> None	
<input type="checkbox"/>	<input type="checkbox"/>			

Field Analysis Data

PID: Ambient Air 0 ppm Well Mouth 0 ppm Purge Data Collected In-line Turbid Clear Cloudy
 In Container Colored Odor

Purge Data	@ <u>1.7</u> Gal.	@ <u>3.4</u> Gal.	@ <u>5.1</u> Gal.	@ <u>6.8</u> Gal.	@ _____ Gal.
Temperature, Deg. C	<u>10.7</u>	<u>11.2</u>	<u>11.5</u>	<u>11.4</u>	
pH, units	<u>12</u>	<u>12.2</u>	<u>12.2</u>	<u>12.3</u>	
Specific Conductivity (µmhos/cm)	<u>5.1</u>	<u>5.1</u>	<u>5.3</u>	<u>5.8</u>	
Turbidity (NTUS)	<u>110</u>	<u>30</u>	<u>12</u>	<u>0</u>	
Oxidation - Reduction, +/- mv	<u>-</u>	<u>-</u>	<u>-</u>	<u>-</u>	
Dissolved Oxygen, ppm	<u>2.4</u> <u>0.28</u>	<u>0.96</u> <u>0.26</u>	<u>1.2</u> <u>0.27</u>	<u>1.2</u> <u>0.3</u>	

Sample Collection Requirements
(If Required at this Location)

Analytical Parameter	✓ If Sample Collected	Preservation Method	Volume Required	Sample Bottle I/Lot Nos.
<input checked="" type="checkbox"/> VOCs	<input checked="" type="checkbox"/>	4°C	2x40 ml	<u>376 E40</u>
<input checked="" type="checkbox"/> SVOCs	<input checked="" type="checkbox"/>	4°C	2x1 liter AG	<u>376 E32</u>
<input checked="" type="checkbox"/> Metals	<input checked="" type="checkbox"/>	HNO ₃ , 4°C	1x1 liter P	<u>415 701C</u>
<input checked="" type="checkbox"/> Cyanide	<input checked="" type="checkbox"/>	NaOH, 4°C	1x500mLP	<u>415 701Z</u>
<input type="checkbox"/> Nitrate/Sulfate	<input type="checkbox"/>	H ₂ SO ₄ , 4°C	1x1 liter P	
<input type="checkbox"/> Nitrate/Phosphate	<input type="checkbox"/>	H ₂ SO ₄ , 4°C	1x1 liter P	
<input checked="" type="checkbox"/> Pest/PCB	<input checked="" type="checkbox"/>	4°C	<u>2</u> x1 liter AG	<u>376 E32</u>
<input type="checkbox"/> TPH	<input type="checkbox"/>	H ₂ SO ₄ , 4°C	2x1 liter AG	
<input type="checkbox"/> TOC	<input type="checkbox"/>	H ₂ SO ₄ , 4°C	1x1 liter P	

Notes: Collected extra volume for duplicate and MS/MSD

GROUNDWATER SAMPLE FIELD DATA RECORD

Project: NYDEC WA #14
 Project Number: 7164-30

Site: Hanna Furnace MW-102
 Date: 11/29/94

Sample Location ID: HFMW102XXXX94XX

Time: Start: 1505 End: 1545
 Signature of Sampler: Rick Buttl

Water Level/Well Data

Well Depth 17.35 Ft. Measured Historical
 Top of Well Top of Protective Casing
 Well Riser Stick-up 2.62 Ft. (from ground) Protective 0.23 Ft. Casing/Well Difference
 Protective 2.85 Ft. Casing

Depth to Water 6.35 Ft. Well Material: PVC SS
 Well Locked?: Yes No Well Dia. 2 inch 4 inch 6 inch
 Water Level Equip. Used: Elect. Cond. Probe Float Activated Press. Transducer

Height of Water Column 11 Ft. .16 Gal/Ft. (2 in.) .65 Gal/Ft. (4 in.) 1.5 Gal/Ft. (6 in.) Gal/Ft. (in.)
 [1.8 Gal/Vol.]
6.6 Total Gal Purged Well Integrity: Prot. Casing Secure Yes No
 Concrete Collar Intact Other

Equipment Documentation

Purging/Sampling Equipment Used:

(<input checked="" type="checkbox"/> If Used For)		Equipment ID
Purging <input checked="" type="checkbox"/>	Sampling <input checked="" type="checkbox"/>	<u>ACS#05910-020</u>
<input type="checkbox"/>	<input type="checkbox"/>	<u>AB/B</u>
<input type="checkbox"/>	<input checked="" type="checkbox"/>	<u>N/A</u>
<input type="checkbox"/>	<input type="checkbox"/>	
<input type="checkbox"/>	<input type="checkbox"/>	
<input type="checkbox"/>	<input type="checkbox"/>	
<input type="checkbox"/>	<input type="checkbox"/>	
<input type="checkbox"/>	<input type="checkbox"/>	
<input type="checkbox"/>	<input type="checkbox"/>	
<input type="checkbox"/>	<input type="checkbox"/>	

Decontamination Fluids Used:

(All That Apply at Location)

Methanol (100%)
 25% Methanol/75% ASTM Type II water
 Deionized Water
 Liquinox Solution
 Hexane
 HNO₃/D.I. Water Solution
 Potable Water
 None

Field Analysis Data

PID: Ambient Air 0 ppm Well Mouth 0 ppm Purge Data Collected In-line In Container Turbid Clear Cloudy
 Colored Odor

Purge Data	@ <u>1.8</u> Gal.	@ <u>3.6</u> Gal.	@ <u>5.4</u> Gal.	@ <u>6.6</u> Gal.	@ _____ Gal.
Temperature, Deg. C	<u>11.0</u>	<u>11.1</u>	<u>11.4</u>	<u>11.5</u>	
pH, units	<u>8.1</u>	<u>7.7</u>	<u>7.5</u>	<u>7.5</u>	
Specific Conductivity (µmhos/cm)	<u>0.66</u>	<u>0.61</u>	<u>0.6</u>	<u>0.6</u>	
Turbidity (NTUS)	<u>27</u>	<u>4</u>	<u>0</u>	<u>0</u>	
Oxidation - Reduction, +/- mv	<u>-</u>	<u>-</u>	<u>-</u>	<u>-</u>	
Dissolved Oxygen, ppm	<u>0.5</u>	<u>0.9</u>	<u>0.7</u>	<u>1.1</u>	
Salinity	<u>0.02</u>	<u>0.02</u>	<u>0.02</u>	<u>0.02</u>	

Sample Collection Requirements
 (If Required at this Location)

Analytical Parameter	<input checked="" type="checkbox"/> If Sample Collected	Preservation Method	Volume Required	Sample Bottle / Lot Nos.
<input checked="" type="checkbox"/> VOCs	<input checked="" type="checkbox"/>	4°C	2x40 ml	<u>376840</u>
<input checked="" type="checkbox"/> SVOCs	<input checked="" type="checkbox"/>	4°C	2x1 liter AG	<u>373632</u>
<input checked="" type="checkbox"/> Metals	<input checked="" type="checkbox"/>	HNO ₃ , 4°C	1x1 liter P	<u>4157010</u>
<input checked="" type="checkbox"/> Cyanide	<input checked="" type="checkbox"/>	NaOH, 4°C	1x500mLP	<u>4157012</u>
<input type="checkbox"/> Nitrate/Sulfate	<input type="checkbox"/>	H ₂ SO ₄ , 4°C	1x1 liter P	
<input type="checkbox"/> Nitrate/Phosphate	<input checked="" type="checkbox"/> <u>dt. 8/24/94</u>	H ₂ SO ₄ , 4°C	1x1 liter P	
<input checked="" type="checkbox"/> Pest/PCB	<input checked="" type="checkbox"/>	4°C	2x1 liter AG	<u>373632</u>
<input type="checkbox"/> TPH	<input type="checkbox"/>	H ₂ SO ₄ , 4°C	2x1 liter AG	
<input type="checkbox"/> TOC	<input type="checkbox"/>	H ₂ SO ₄ , 4°C	1x1 liter P	

Notes: _____

GROUNDWATER SAMPLE FIELD DATA RECORD

Project: NYDEC WA #14 Hanna Furnace
 Project Number: 7169-40

Site: Hanna Furnace MW-103
 Date: 11/29/14

Time: Start: 1545 End: 1635

Sample Location ID: HFMW103XX94XY

Signature of Sampler: R. Buttl

Water Level/Well Data

Well Depth 17.55 Ft. Measured Top of Well Top of Protective Casing
 Historical Well Riser Stick-up 2.29 Ft. (from ground) Protective 0.26 Ft. Casing/Well Difference
 Depth to Water 4.35 Ft. Well Material: PVC Well Locked?: Yes Well Dia. 2 inch Water Level Equip. Used: Elect. Cond. Probe
 SS No 4 inch 6 inch Float Activated
 Height of Water Column .16 Gal/Ft. (2 in.) .65 Gal/Ft. (4 in.) 1.5 Gal/Ft. (6 in.) Gal/Ft. (in.) Total Gal Purged 2.1 Gal/Vol. 6.3 Total Gal Purged
 Well Integrity: Yes No
 Prot. Casing Secure
 Concrete Collar Intact
 Other

Equipment Documentation

Purging/Sampling Equipment Used:

(✓ If Used For)			Equipment ID	(✓ All That Apply at Location)
Purging	Sampling			
<input checked="" type="checkbox"/>	<input checked="" type="checkbox"/>	Peristaltic Pump	<u>05910-020</u>	<input type="checkbox"/> Methanol (100%)
<input type="checkbox"/>	<input checked="" type="checkbox"/>	Submersible Pump		<input type="checkbox"/> 25% Methanol/75% ASTM Type II water
<input type="checkbox"/>	<input checked="" type="checkbox"/>	Bailer	<u>ABB-ES</u>	<input checked="" type="checkbox"/> Deionized Water
<input type="checkbox"/>	<input checked="" type="checkbox"/>	PVC/Silicon Tubing		<input type="checkbox"/> Liquinox Solution
<input type="checkbox"/>	<input checked="" type="checkbox"/>	Teflon/Silicon Tubing	<u>N/A</u>	<input type="checkbox"/> Hexane
<input type="checkbox"/>	<input type="checkbox"/>	Airlift		<input type="checkbox"/> HNO ₃ /D.I. Water Solution
<input type="checkbox"/>	<input type="checkbox"/>	Hand Pump		<input type="checkbox"/> Potable Water
<input type="checkbox"/>	<input type="checkbox"/>	In-line Filter		<input type="checkbox"/> None
<input type="checkbox"/>	<input type="checkbox"/>	Press/Vac Filter		

Field Analysis Data

PID: Ambient Air 0 ppm Well Mouth 0 ppm Purge Data Collected In-line Turbid Clear Cloudy
 In Container Colored Odor

Purge Data	@ <u>2.1</u> Gal.	@ <u>4.2</u> Gal.	@ <u>6.3</u> Gal.	@ _____ Gal.	@ _____ Gal.
Temperature, Deg. C	<u>10.4</u>	<u>10.6</u>	<u>10.8</u>		
pH, units	<u>8.9</u>	<u>8.89</u>	<u>8.93</u>		
Specific Conductivity (µmhos/cm)	<u>2.8</u>	<u>2.74</u>	<u>2.72</u>		
Turbidity (NTUS)	<u>10</u>	<u>2</u>	<u>5</u>		
Oxidation - Reduction, +/- mv	<u>-</u>	<u>-</u>	<u>-</u>		
Dissolved Oxygen, ppm	<u>0.39</u>	<u>0.33</u>	<u>0.32</u>		
Alkalinity	<u>0.13</u>	<u>0.13</u>	<u>0.13</u>		

Sample Collection Requirements
 (✓ If Required at this Location)

Analytical Parameter	✓ If Sample Collected	Preservation Method	Volume Required	Sample Bottle I/Lot Nos.
<input checked="" type="checkbox"/> VOCs	<input checked="" type="checkbox"/>	4°C	2x40 ml	<u>376840</u>
<input checked="" type="checkbox"/> SVOCs	<input checked="" type="checkbox"/>	4°C	2x1 liter AG	<u>573632</u>
<input checked="" type="checkbox"/> Metals	<input checked="" type="checkbox"/>	HNO ₃ , 4°C	1x1 liter P	<u>4157010</u>
<input checked="" type="checkbox"/> Cyanide	<input checked="" type="checkbox"/>	NaOH, 4°C	1x500mLP	<u>4157012</u>
<input type="checkbox"/> Nitrate/Sulfate	<input type="checkbox"/>	H ₂ SO ₄ , 4°C	1x1 liter P	
<input type="checkbox"/> Nitrate/Phosphate	<input type="checkbox"/>	H ₂ SO ₄ , 4°C	1x1 liter P	
<input checked="" type="checkbox"/> Pest/PCB	<input checked="" type="checkbox"/>	4°C	2x1 liter AG	<u>373632</u>
<input type="checkbox"/> TPH	<input type="checkbox"/>	H ₂ SO ₄ , 4°C	2x1 liter AG	
<input type="checkbox"/> TOC	<input type="checkbox"/>	H ₂ SO ₄ , 4°C	1x1 liter P	

Notes: Greenish color, "mucky" odor

GROUNDWATER SAMPLE FIELD DATA RECORD

Project: NYSDEC WA #14
 Project Number: 7164-30-56W

Site: Hanna Furnace MW-104
 Date: 11/29/94

Sample Location ID: HFMW104XX94XX

Time: Start: 1015 End: 1200
 Signature of Sampler: Rik Buttl

Water Level/Well Data

Well Depth 17.60 Ft. Measured Historical Top of Well Top of Protective Casing

Well Riser Stick-up 2.54 Ft. (from ground) Protective 0.30 Ft. Casing/Well Difference

Protective 2.84 Ft. Casing

Depth to Water 8.71 Ft. Well Material: PVC SS Well Locked?: Yes No Well Dia. 2 inch 4 inch 6 inch

Water Level Equip. Used: Elect. Cond. Probe Float Activated Press. Transducer

Height of Water Column 8.89 Ft. .16 Gal/Ft. (2 in.) .65 Gal/Ft. (4 in.) 1.5 Gal/Ft. (6 in.) Gal/Ft. (in.)

1.4 Gal/Vol. Total Gal Purged 7.0

Well Integrity: Prot. Casing Secure Concrete Collar Intact Other Yes No

Equipment Documentation

Purging/Sampling Equipment Used:

(<input checked="" type="checkbox"/> If Used For)			Equipment ID
Purging	<input checked="" type="checkbox"/>	Peristaltic Pump	<u>05910-020</u>
Sampling	<input checked="" type="checkbox"/>	Submersible Pump	
	<input checked="" type="checkbox"/>	Bailer	<u>ADD-ES</u>
	<input checked="" type="checkbox"/>	PVC/Silicon Tubing	<u>N/A</u>
	<input checked="" type="checkbox"/>	Teflon/Silicon Tubing	
	<input type="checkbox"/>	Airlift	
	<input type="checkbox"/>	Hand Pump	
	<input type="checkbox"/>	In-line Filter	
	<input type="checkbox"/>	Press/Vac Filter	

Decontamination Fluids Used:

(All That Apply at Location)

- Methanol (100%)
- 25% Methanol/75% ASTM Type II water
- Deionized Water
- Liquinox Solution
- Hexane
- HNO₃/D.I. Water Solution
- Potable Water
- None

Field Analysis Data

PID: Ambient Air 0 ppm Well Mouth 0 ppm Purge Data Collected In-line Turbid Clear Cloudy In Container Colored Odor

Sample Observations:

Purge Data	@ 1.4 Gal.	@ 2.8 Gal.	@ 4.2 Gal.	@ 5.6 Gal.	@ 7.0 Gal.
Temperature, Deg. C	<u>9.5</u>	<u>10.3</u>	<u>10.7</u>	<u>11.2</u>	<u>11.3</u>
pH, units	<u>8.13</u>	<u>10.9</u>	<u>11.1</u>	<u>11.23</u>	<u>11.27</u>
Specific Conductivity (µmhos/cm)	<u>0.69</u>	<u>0.72</u>	<u>0.76</u>	<u>0.81</u>	<u>0.832</u>
Turbidity (NTUS)	<u>5</u>	<u>0</u>	<u>0</u>	<u>0</u>	<u>2</u>
Oxidation - Reduction, +- mv	<u>-</u>	<u>-</u>	<u>-</u>	<u>-</u>	<u>-</u>
Dissolved Oxygen, ppm	<u>2.7</u>	<u>1.3</u>	<u>0.64</u>	<u>0.69</u>	<u>0.64</u>
	<u>0.62</u>	<u>0.63</u>	<u>0.63</u>	<u>0.63</u>	<u>0.63</u>

Sample Collection Requirements
(If Required at this Location)

Analytical Parameter	<input checked="" type="checkbox"/> If Sample Collected	Preservation Method	Volume Required	Sample Bottle I/Lot Nos.
<input checked="" type="checkbox"/> VOCs	<input checked="" type="checkbox"/>	4°C	2x40 ml	<u>376840</u>
<input checked="" type="checkbox"/> SVOCs	<input checked="" type="checkbox"/>	4°C	2x1 liter AG	<u>373632</u>
<input checked="" type="checkbox"/> Metals	<input checked="" type="checkbox"/>	HNO ₃ , 4°C	1x1 liter P	<u>415701C</u>
<input checked="" type="checkbox"/> Cyanide	<input checked="" type="checkbox"/>	NaOH, 4°C	1x500mLP	<u>4157612</u>
<input type="checkbox"/> Nitrate/Sulfate	<input type="checkbox"/>	H ₂ SO ₄ , 4°C	1x1 liter P	
<input type="checkbox"/> Nitrate/Phosphate	<input type="checkbox"/>	H ₂ SO ₄ , 4°C	1x1 liter P	
<input checked="" type="checkbox"/> Pest/PCB	<input checked="" type="checkbox"/>	4°C	2x1 liter AG	<u>373632</u>
<input type="checkbox"/> TPH	<input type="checkbox"/>	H ₂ SO ₄ , 4°C	2x1 liter AG	
<input type="checkbox"/> TOC	<input type="checkbox"/>	H ₂ SO ₄ , 4°C	1x1 liter P	

Notes: _____

GROUNDWATER SAMPLE FIELD DATA RECORD

Project: NYDEC WA #14
 Project Number: 7164-30-56W

Site: Hanna Furnace MW-105
 Date: 11/29/94

Sample Location ID: HFMW105KXX94XX

Time: Start: 1100 End: 1145
 Signature of Sampler: JK Buttl

Water Level/Well Data

Well Depth 1745 Ft. Measured Historical Top of Well Top of Protective Casing

Well Riser Stick-up 2.01 Ft. (from ground) = Protective 0.18 Ft. Casing/Well Difference

Depth to Water 7.79 Ft. Well Material: PVC SS Well Locked?: Yes No Well Dia. 2 inch 4 inch 6 inch

Water Level Equip. Used: Elect. Cond. Probe Float Activated Press. Transducer

Height of Water Column 4.66 Ft. X .16 Gal/Ft. (2 in.) .65 Gal/Ft. (4 in.) 1.5 Gal/Ft. (6 in.) Gal/Ft. (in.)

[1.5 Gal/Vol. Well Integrity: Prot. Casing Secure Yes No Concrete Collar Intact Other

[6.5 Total Gal Purged

Equipment Documentation

Purging/Sampling Equipment Used:

Decontamination Fluids Used:

(✓ If Used For)

Purging	Sampling	Equipment ID	(✓ All That Apply at Location)
<input checked="" type="checkbox"/>	<input checked="" type="checkbox"/>	Peristaltic Pump	<input type="checkbox"/> Methanol (100%)
<input type="checkbox"/>	<input type="checkbox"/>	Submersible Pump	<input type="checkbox"/> 25% Methanol/75% ASTM Type II water
<input type="checkbox"/>	<input checked="" type="checkbox"/>	Bailer	<input checked="" type="checkbox"/> Deionized Water
<input type="checkbox"/>	<input type="checkbox"/>	PVC/Silicon Tubing	<input type="checkbox"/> Liquinox Solution
<input type="checkbox"/>	<input checked="" type="checkbox"/>	Teflon/Silicon Tubing	<input type="checkbox"/> Hexane
<input type="checkbox"/>	<input type="checkbox"/>	Airlift	<input type="checkbox"/> HNO ₃ /D.I. Water Solution
<input type="checkbox"/>	<input type="checkbox"/>	Hand Pump	<input type="checkbox"/> Potable Water
<input type="checkbox"/>	<input type="checkbox"/>	In-line Filter	<input type="checkbox"/> None
<input type="checkbox"/>	<input type="checkbox"/>	Press/Vac Filter	

Equipment ID: ABB ES 07110-020
ABB ES
N/A

Field Analysis Data

PID: Ambient Air 0.3 ppm Well Mouth 1.7 ppm Purge Data Collected In-line Turbid Clear Cloudy
 In Container Colored Odor

Purge Data	@ 2 Gal.	@ 3.5 Gal.	@ 5.0 Gal.	@ 6.5 Gal.	@ Gal.
Temperature, Deg. C	<u>11.0</u>	<u>12.0</u>	<u>12.4</u>	<u>12.3</u>	
pH, units	<u>8.68</u>	<u>9.2</u>	<u>9.36</u>	<u>9.47</u>	
Specific Conductivity (µmhos/cm)	<u>0.003</u>	<u>0.46</u>	<u>0.451</u>	<u>0.452</u>	
Turbidity (NTUS)	<u>13</u>	<u>0</u>	<u>0</u>	<u>5</u>	
Oxidation - Reduction, +/- mv	<u>-</u>	<u>-</u>	<u>-</u>	<u>-</u>	
Dissolved Oxygen, ppm	<u>1.19</u>	<u>1.0</u>	<u>0.61</u>	<u>0.69</u>	
Salinity	<u>0.02</u>	<u>0.01</u>	<u>0.01</u>	<u>0.01</u>	

Sample Collection Requirements
 (✓ If Required at this Location)

Analytical Parameter	✓ If Sample Collected	Preservation Method	Volume Required	Sample Bottle I/Lot Nos.
<input checked="" type="checkbox"/> VOCs	<input checked="" type="checkbox"/>	4°C	2x40 ml	<u>376840</u>
<input checked="" type="checkbox"/> SVOCs	<input checked="" type="checkbox"/>	4°C	2x1 liter AG	<u>373432</u>
<input checked="" type="checkbox"/> Metals	<input checked="" type="checkbox"/>	HNO ₃ , 4°C	1x1 liter P	<u>4157010</u>
<input checked="" type="checkbox"/> Cyanide	<input checked="" type="checkbox"/>	NaOH, 4°C	1x500mLP	<u>4157012</u>
<input type="checkbox"/> Nitrate/Sulfate	<input type="checkbox"/>	H ₂ SO ₄ , 4°C	1x1 liter P	
<input type="checkbox"/> Nitrate/Phosphate	<input type="checkbox"/>	H ₂ SO ₄ , 4°C	1x1 liter P	
<input checked="" type="checkbox"/> Pest/PCB	<input checked="" type="checkbox"/>	4°C	2x1 liter AG	<u>373432</u>
<input type="checkbox"/> TPH	<input type="checkbox"/>	H ₂ SO ₄ , 4°C	2x1 liter AG	
<input type="checkbox"/> TOC	<input type="checkbox"/>	H ₂ SO ₄ , 4°C	1x1 liter P	

Notes: _____

GROUNDWATER SAMPLE FIELD DATA RECORD

Project: NYSDEC WA-14
 Project Number: 7169-30
 Sample Location ID: WFMWI06XX94XX

Site: Hanna Furnace MW-106
 Date: 11/24/94
 Time: Start: 0915 End: 1000
 Signature of Sampler: R. K. Buttl

Water Level/Well Data

Well Depth 17.45 Ft. Measured Top of Well
 Historical Top of Protective Casing
 Well Riser Stick-up 2.9 Ft. (from ground) Protective 0.39 Ft. Casing/Well Difference
 Protective 3.24 Ft. Casing
 Depth to Water 7.37 Ft. Well Material: PVC Yes Well Dia. 2 inch Water Level Equip. Used:
 SS No 4 inch Elect. Cond. Probe
 6 inch Float Activated
 Press. Transducer
 Height of Water Column X 16.08 Ft. .16 Gal/Ft. (2 in.) = 1.6 Gal/Vol. Well Integrity: Yes No
 .65 Gal/Ft. (4 in.) 1.5 Gal/Ft. (6 in.) 5.0 Total Gal Purged Prot. Casing Secure
 Gal/Ft. (in.) Concrete Collar Intact
 Other

Equipment Documentation

Purging/Sampling Equipment Used: **Decontamination Fluids Used:**

(<input checked="" type="checkbox"/> If Used For)		Equipment ID	(<input checked="" type="checkbox"/> All That Apply at Location)
Purging	Sampling		
<input checked="" type="checkbox"/>	<input checked="" type="checkbox"/>	<u>AGP-ES #05910-CZO</u>	<input type="checkbox"/> Methanol (100%)
<input type="checkbox"/>	<input checked="" type="checkbox"/>		<input type="checkbox"/> 25% Methanol/75% ASTM Type II water
<input type="checkbox"/>	<input checked="" type="checkbox"/>		<input checked="" type="checkbox"/> Deionized Water
<input type="checkbox"/>	<input checked="" type="checkbox"/>		<input type="checkbox"/> Liquinox Solution
<input type="checkbox"/>	<input type="checkbox"/>		<input type="checkbox"/> Hexane
<input type="checkbox"/>	<input type="checkbox"/>		<input type="checkbox"/> HNO ₃ /D.I. Water Solution
<input type="checkbox"/>	<input type="checkbox"/>		<input type="checkbox"/> Potable Water
<input type="checkbox"/>	<input type="checkbox"/>		<input type="checkbox"/> None
<input type="checkbox"/>	<input type="checkbox"/>		
<input type="checkbox"/>	<input type="checkbox"/>		

Field Analysis Data

PID: Ambient Air 0 ppm Well Mouth 0.3 ppm Purge Data Collected In-line Turbid Clear Cloudy
 In Container Colored Odor

Purge Data	@ <u>2.0</u> Gal.	@ <u>3.5</u> Gal.	@ <u>5.0</u> Gal.	@ _____ Gal.	@ _____ Gal.
Temperature, Deg. C	<u>11</u>	<u>11</u>	<u>10.3</u>		
pH, units	<u>10.5</u>	<u>10.6</u>	<u>10.6</u>		
Specific Conductivity ($\mu\text{mhos/cm}$)	<u>0.78</u>	<u>0.79</u>	<u>0.74</u>		
Turbidity (NTUS)	<u>50</u>	<u>11</u>	<u>9</u>		
Oxidation - Reduction, +/- mv	<u>-</u>	<u>-</u>	<u>-</u>		
Dissolved Oxygen, ppm	<u>1.4</u>	<u>1.1</u>	<u>1.2</u>		
Salinity, ‰	<u>0.0</u>	<u>0.0</u>	<u>0.03</u>		

Sample Collection Requirements
(If Required at this Location)

Analytical Parameter	<input checked="" type="checkbox"/> If Sample Collected	Preservation Method	Volume Required	Sample Bottle I/Lot Nos.
<input checked="" type="checkbox"/> VOCs	<input checked="" type="checkbox"/>	4°C	2x40 ml	<u>37684C</u>
<input checked="" type="checkbox"/> SVOCs	<input checked="" type="checkbox"/>	4°C	2x1 liter AG	<u>375632</u>
<input checked="" type="checkbox"/> Metals	<input checked="" type="checkbox"/>	HNO ₃ , 4°C	1x1 liter P	<u>415701C</u>
<input checked="" type="checkbox"/> Cyanide	<input checked="" type="checkbox"/>	NaOH, 4°C	1x500mLP	<u>415701Z</u>
<input type="checkbox"/> Nitrate/Sulfate	<input type="checkbox"/>	H ₂ SO ₄ , 4°C	1x1 liter P	
<input type="checkbox"/> Nitrate/Phosphate	<input type="checkbox"/>	H ₂ SO ₄ , 4°C	1x1 liter P	
<input checked="" type="checkbox"/> Pest/PCB	<input checked="" type="checkbox"/>	4°C	2, 8x1 liter AG	<u>375632</u>
<input type="checkbox"/> TPH	<input type="checkbox"/>	H ₂ SO ₄ , 4°C	2x1 liter AG	
<input type="checkbox"/> TOC	<input type="checkbox"/>	H ₂ SO ₄ , 4°C	1x1 liter P	

Notes: _____

GROUNDWATER SAMPLE FIELD DATA RECORD

Project: Hanna Furnace
 Project Number: 7169-40

Site: Hanna Furnace MW-107
 Date: 11-29-94

Sample Location ID: HFMW107XXX94XX

Time: Start: 822 End: 915
 Signature of Sampler: BK Burt

Water Level/Well Data

Well Depth 17.45 Ft. Measured Historical
 Top of Well Top of Protective Casing
 Well Riser Stick-up 2.40 Ft. (from ground)
 Protective 0.17 Ft. Casing/Well Difference
 Protective 2.65 Ft. Casing

Depth to Water 5.60 Ft. Well Material: PVC SS
 Well Locked?: Yes No Well Dia. 2 inch 4 inch 6 inch
 Water Level Equip. Used: Elect. Cond. Probe Float Activated Press. Transducer

Height of Water Column 11.65 Ft. 1.16 Gal/Ft. (2 in.) 0.65 Gal/Ft. (4 in.) 1.5 Gal/Ft. (6 in.) Gal/Ft. (in.)

1.9 Gal/Vol. Well Integrity: Prot. Casing Secure Yes No
5.5 Total Gal Purged Concrete Collar Intact Yes No
 Other

Equipment Documentation

Purging/Sampling Equipment Used: (✓ If Used For)
 Purging Sampling
 Peristaltic Pump Equipment ID: ABB-ES # 05916-020
 Submersible Pump Dispersible/Adapted
 Bailor
 PVC/Silicon Tubing
 Teflon/Silicon Tubing
 Airlift
 Hand Pump
 In-line Filter
 Press/Vac Filter

Decontamination Fluids Used: (✓ All That Apply at Location)
 Methanol (100%)
 25% Methanol/75% ASTM Type II water
 Deionized Water
 Liquinox Solution
 Hexane
 HNO₃/D.I. Water Solution
 Potable Water
 None

Field Analysis Data

PID: Ambient Air 0 ppm Well Mouth 0 ppm Purge Data Collected In-line Turbid Clear Cloudy
 In Container Colored Odor

Purge Data	@ <u>1.5</u> Gal.	@ <u>3.5</u> Gal.	@ <u>5.5</u> Gal.	@ <u> </u> Gal.	@ <u> </u> Gal.
Temperature, Deg. C	<u>11</u>	<u>9.10</u>	<u>10</u>		
pH, units	<u>6.7</u>	<u>6.7</u>	<u>6.7</u>		
Specific Conductivity (µmhos/cm)	<u>1.4</u>	<u>1.3</u>	<u>1.2</u>		
Turbidity (NTUS)	<u>20</u>	<u>10</u>	<u>0</u>		
Oxidation - Reduction, +/- mv	<u> </u>	<u> </u>	<u> </u>		
Dissolved Oxygen, ppm	<u>1.9</u>	<u>2.4</u>	<u>3.7</u>		
<u>Salinity</u>	<u>0.1</u>	<u>0.1</u>	<u>0.1</u>		

Sample Collection Requirements (✓ If Required at this Location)

Analytical Parameter	✓ If Sample Collected	Preservation Method	Volume Required	Sample Bottle / Lot Nos.
✓ VOCs	<input checked="" type="checkbox"/>	4°C	2x40 ml	<u>370040</u>
✓ SVOCs	<input checked="" type="checkbox"/>	4°C	2x1 liter AG	<u>373632</u>
✓ Metals	<input checked="" type="checkbox"/>	HNO ₃ , 4°C	1x1 liter P	<u>4157010</u>
✓ Cyanide	<input checked="" type="checkbox"/>	NaOH, 4°C	1x500mLP	<u>4157012</u>
— Nitrate/Sulfate	<input type="checkbox"/>	H ₂ SO ₄ , 4°C	1x1 liter P	
— Nitrate/Phosphate	<input type="checkbox"/>	H ₂ SO ₄ , 4°C	1x1 liter P	
✓ Pest/PCB	<input checked="" type="checkbox"/>	4°C	2x1 liter AG	<u>373632</u>
— TPH	<input type="checkbox"/>	H ₂ SO ₄ , 4°C	2x1 liter AG	
— TOC	<input type="checkbox"/>	H ₂ SO ₄ , 4°C	1x1 liter P	

Notes: DO higher due to air bubbles in hose - low flow/recharging well.

GROUNDWATER SAMPLE FIELD DATA RECORD

Project: NYSDEC WA#14
 Project Number: 7164-30
 Sample Location ID: 14FMW108XXXX94XX

Site: Hanna Furnace MW-108
 Date: 11/29/94
 Time: Start: 1415 End: 1505
 Signature of Sampler: BR Buttl

Water Level/Well Data

Well Depth 17.50 Ft. Measured Historical Top of Well Top of Protective Casing

Well Riser Stick-up 2.10 Ft. (from ground) Protective 0.52 Ft. Casing/Well Difference

Protective 2.52 Ft. Casing

Depth to Water 6.07 Ft. Well Material: PVC SS Well Locked?: Yes No Well Dia. 2 inch 4 inch 6 inch Water Level Equip. Used: Elect. Cond. Probe Float Activated Press. Transducer

Height of Water Column 11.43 Ft. 16 Gal/Ft. (2 in.) 65 Gal/Ft. (4 in.) 1.5 Gal/Ft. (6 in.) Gal/Ft. (in.)

1.8 Gal/Vol. Well Integrity: Prot. Casing Secure Yes No Concrete Collar Intact Other

5.4 Total Gal Purged

Equipment Documentation

Purging/Sampling Equipment Used:

(✓ If Used For)			Equipment ID	(✓ All That Apply at Location)
Purging	Sampling			___ Methanol (100%)
<input checked="" type="checkbox"/>	<input checked="" type="checkbox"/>	Peristaltic Pump	<u>ABB #05110-020</u>	___ 25% Methanol/75% ASTM Type II water
___	<input checked="" type="checkbox"/>	Submersible Pump	<u>ABB</u>	<input checked="" type="checkbox"/> Deionized Water
___	<input checked="" type="checkbox"/>	Bailer	<u>N/A</u>	___ Liquinox Solution
___	<input checked="" type="checkbox"/>	PVC/Silicon Tubing		___ Hexane
___	<input checked="" type="checkbox"/>	Teflon/Silicon Tubing		___ HNO ₃ /D.I. Water Solution
___	___	Airlift		___ Potable Water
___	___	Hand Pump		___ None
___	___	In-line Filter		
___	___	Press/Vac Filter		

Field Analysis Data

PID: Ambient Air 0 ppm Well Mouth 0 ppm Purge Data Collected In-line Turbid Clear Cloudy In Container Colored Odor

Sample Observations:

Purge Data	@ <u>1.8</u> Gal.	@ <u>3.6</u> Gal.	@ <u>5.4</u> Gal.	@ _____ Gal.	@ _____ Gal.
Temperature, Deg. C	<u>10.3</u>	<u>10.9</u>	<u>11.1</u>		
pH, units	<u>7.31</u>	<u>7.38</u>	<u>7.4</u>		
Specific Conductivity (µmhos/cm)	<u>0.74</u>	<u>0.85</u>	<u>0.85</u>		
Turbidity (NTUS)	<u>250</u>	<u>27</u>	<u>8</u>		
Oxidation - Reduction, +/ - mv	<u>-</u>	<u>-</u>	<u>-</u>		
Dissolved Oxygen, ppm	<u>0.9</u>	<u>0.20</u>	<u>0.51</u>		
	<u>0.5</u>	<u>0.03</u>	<u>0.03</u>		

Sample Collection Requirements
(✓ If Required at this Location)

Analytical Parameter	✓ If Sample Collected	Preservation Method	Volume Required	Sample Bottle (Lot Nos.)
<input checked="" type="checkbox"/> VOCs	<input checked="" type="checkbox"/>	4°C	2x40 ml	<u>#376840</u>
<input checked="" type="checkbox"/> SVOCs	<input checked="" type="checkbox"/>	4°C	2x1 liter AG	<u>37632</u>
<input checked="" type="checkbox"/> Metals	<input checked="" type="checkbox"/>	HNO ₃ , 4°C	1x1 liter P	<u>4157010</u>
<input checked="" type="checkbox"/> Cyanide	<input checked="" type="checkbox"/>	NaOH, 4°C	1x500mLP	<u>4157012</u>
___ Nitrate/Sulfate	___	H ₂ SO ₄ , 4°C	1x1 liter P	
___ Nitrate/Phosphate	___	H ₂ SO ₄ , 4°C	1x1 liter P	
<input checked="" type="checkbox"/> Pest/PCB	<input checked="" type="checkbox"/>	4°C	3x1 liter AG	<u>37632</u>
___ TPH	___	H ₂ SO ₄ , 4°C	2x1 liter AG	
___ TOC	___	H ₂ SO ₄ , 4°C	1x1 liter P	

Notes: _____

SECTION 3.0
TEST PIT RECORDS

ABB Environmental Services

TEST PIT RECORD

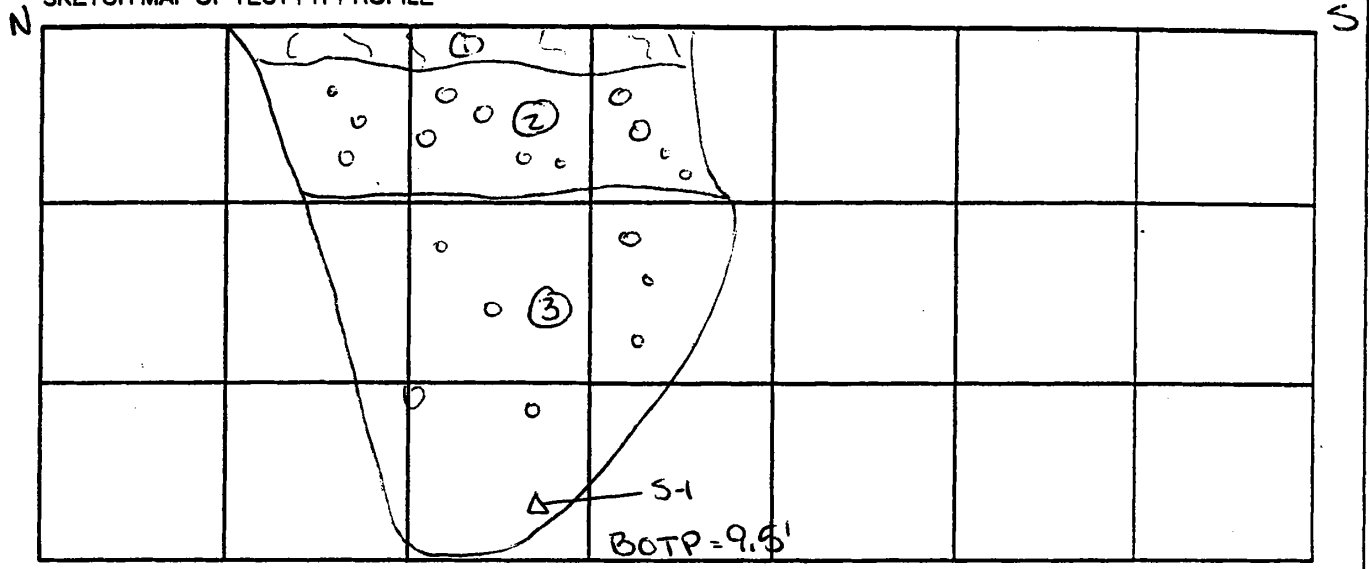
Profile Along Test Pit: HFPS101

Project No.: 7169-90 ^{2 of 2}

Site: Hama Furnace Debris Landfill

Date: 10/18/94

SKETCH MAP OF TEST PIT PROFILE



SCALE 1" = 3 FT.

NOTES: ① Brown gravelly sand cover soil, some organics (roots) PID=0
 ② compact/cemented slag rich sand, (slag fragment ~ purple), some fire brick, dry. PID=0
 ③ g. black gravelly sand, damp, some slag, tr. plastic, rags. PID=0. Collected sample w/ backhoe ~9' bgs. Larger slag fragments rusty to purple/w gas vesicicles (pumice-texture). tr. Wood.

No.	Sample ID	Depth (Fl.)	HO-SP-PID (PPM)
S-1	HFPS101XX9	9'	0
S-2			
S-3			
S-4			
S-5			
S-6			
S-7			
S-8			

REFERENCE: FIELD BOOK #: 2

Page #: 34-35

SIGNATURE: P. K. Butch

TEST PIT RECORD

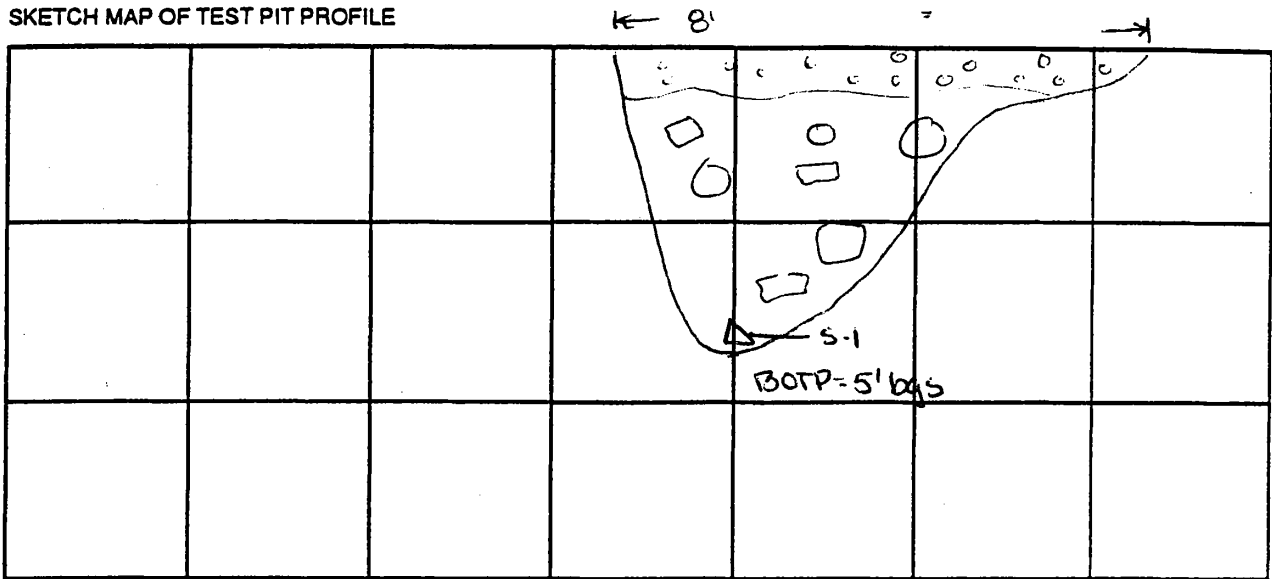
Profile Along Test Pit: HFPS102

Project No.: # 7169-40 ^{2 of 2}

Site: Hanna Furnace Debris Landfill

Date: 10/18/94

SKETCH MAP OF TEST PIT PROFILE



SCALE 1" = 3 FT.

NOTES: ① 0-~1' bgs - brown sandy gravel cover soil, dolomite fragments, slag.
 ② >1' bgs - compact gravelly sand, much slag, wood fragments, damp. Difficult to excavate through. Collected sample from bottom of pit w/ bucket.

No.	Sample ID	Depth (Ft.)	MO. SP. PID (PPM)
S-1	HFPS102X45	5'	0
S-2			
S-3			
S-4			
S-5			
S-6			
S-7			
S-8			

REFERENCE: FIELD BOOK #: 2

Page #: 36-37

SIGNATURE: [Signature]

TEST PIT RECORD

Profile Along Test Pit: HFPS103

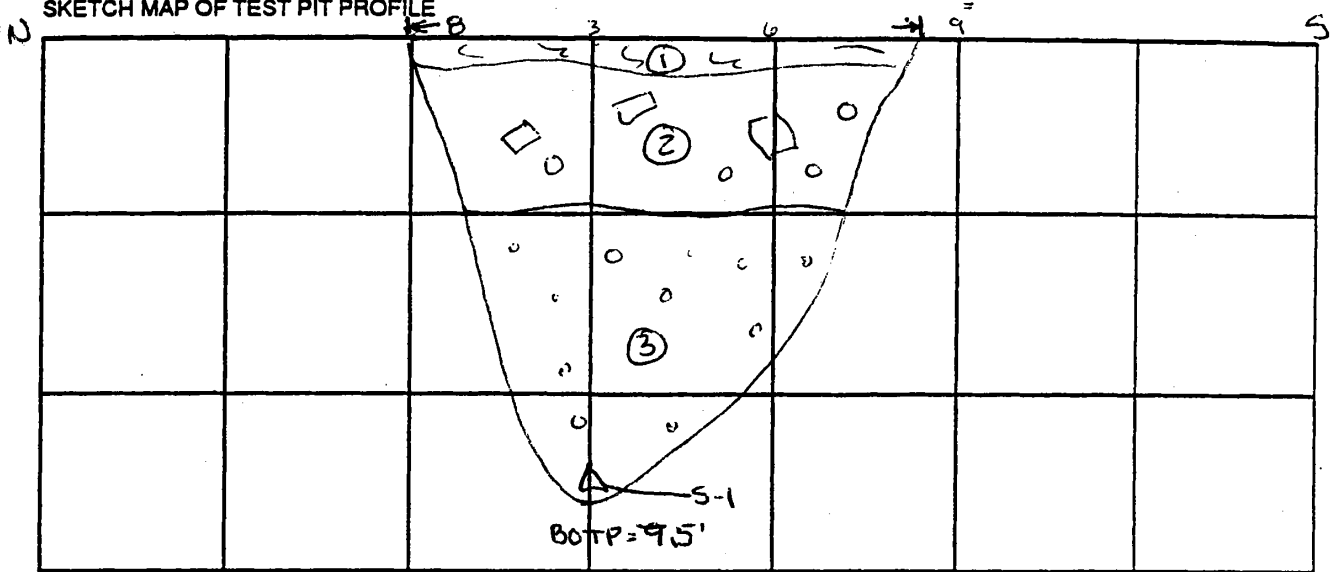
Project No.: 7169-40

2 of 2

Site: Hanna Furnace Debris Landfill

Date: 10/18/94

SKETCH MAP OF TEST PIT PROFILE



SCALE 1" = 3 FT.

NOTES: Test pit excavated @ conductivity anomaly identified by surface geophysics. (Grid locs. 1205 + 80E).

① 0-0.5' - dark brown to black gravelly topsoil, some roots, damp.

② 0.5-~3' - brown fine material w/ some wood, plastic, cloth, fire brick and slag fragments

③ >3' - black fine material w/ some gravel, slag, tr. wood, tr. metal fragments. Moist. Collected sample of this material w/ backhoe bucket HFPS103XX794XX

No.	Sample ID	Depth (Ft.)	MO-SP. PID (PPM)
S-1	HFPS103XX7	7	0
S-2			
S-3			
S-4			
S-5			
S-6			
S-7			
S-8			

REFERENCE: FIELD BOOK #: 2

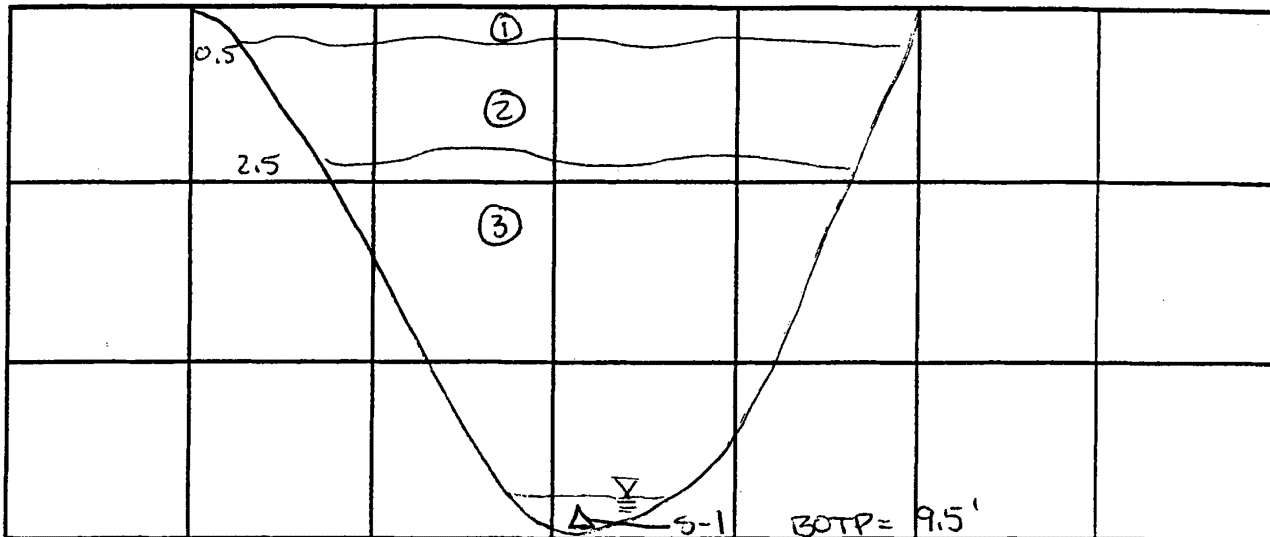
Page #: 37-38

SIGNATURE: [Signature]
10/18/94

TEST PIT RECORD

Profile Along Test Pit: HFPS104 Project No.: 7169-40 2 of 2
 Site: Hanna Furnace Debris Landfill Date: 10/17/94

SKETCH MAP OF TEST PIT PROFILE



SCALE 1" = 3 FT.

NOTES: Bottom of test pit @ 9.5' bgs
(water encountered)

① Brown silty gravel, dry, some
roots. Cover soil.

② Dark brown fine sand to silt sized
material/w some cemented clods,
some furnace brick fragments, dry
to moist.

③ Black moist to wet fine grained
material, tr. wood, tr. wire. Fill
water coming into pit @ 9' bgs.
Collect sample of this material
⊙ approx. WL.

No.	Sample ID	Depth (Ft.)	HD-SP: PID (PPM)
S-1	HFPS104X9	9'	0
S-2			
S-3			
S-4			
S-5			
S-6			
S-7			
S-8			

REFERENCE: FIELD BOOK #: 2

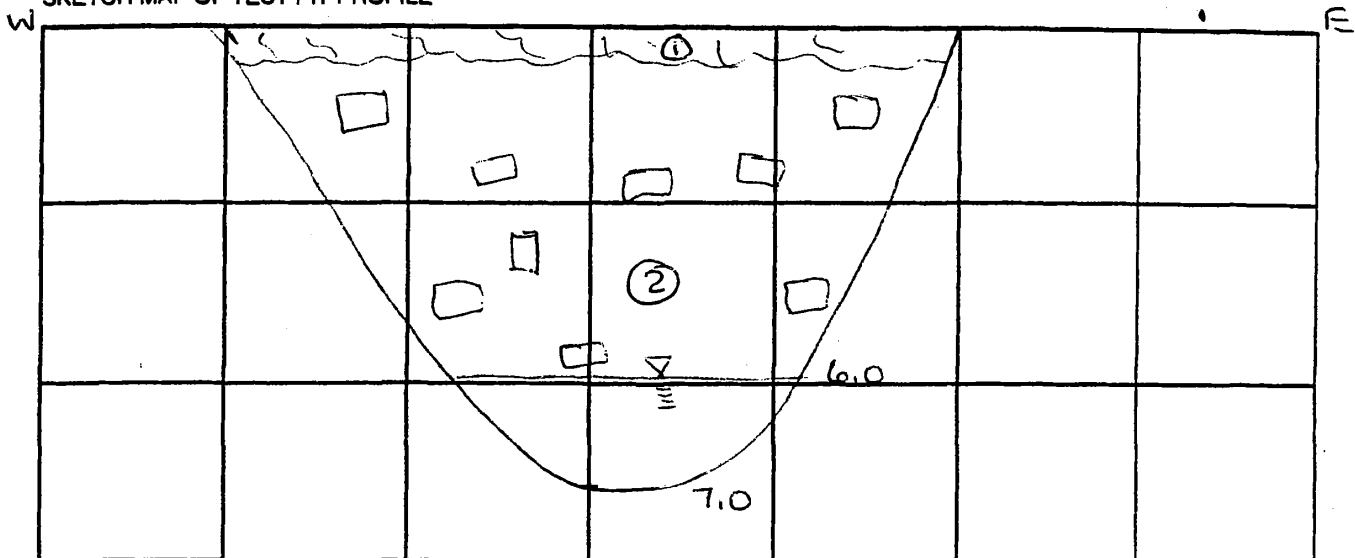
Page #: 28-30

SIGNATURE: P. K. Buttl

TEST PIT RECORD

Profile Along Test Pit: HFPS105 Project No.: 7169-40 ^{2 of 2}
 Site: Hanna Furnace Debris Landfill Date: 10/17/94

SKETCH MAP OF TEST PIT PROFILE



SCALE 1" = 3.0 FT.

NOTES: (1) brown, loose, dry fine topsoil, some roots, some gravel.
 (2) DK brown to black fine grained material w/ some fine bricks, slag, tr. wood, moist. changes to water sat'd @ 6' bgs. Collected sample of scrape below water table.
 PID = 0ppm

No.	Sample ID	Depth (Ft.)	HB-SP-PID (PPM)
S-1	HFPS105XX7	7	0
S-2			
S-3			
S-4			
S-5			
S-6			
S-7			
S-8			

REFERENCE: FIELD BOOK #: 2

Page #: 30-31

SIGNATURE: R. K. Smith

TEST PIT RECORD

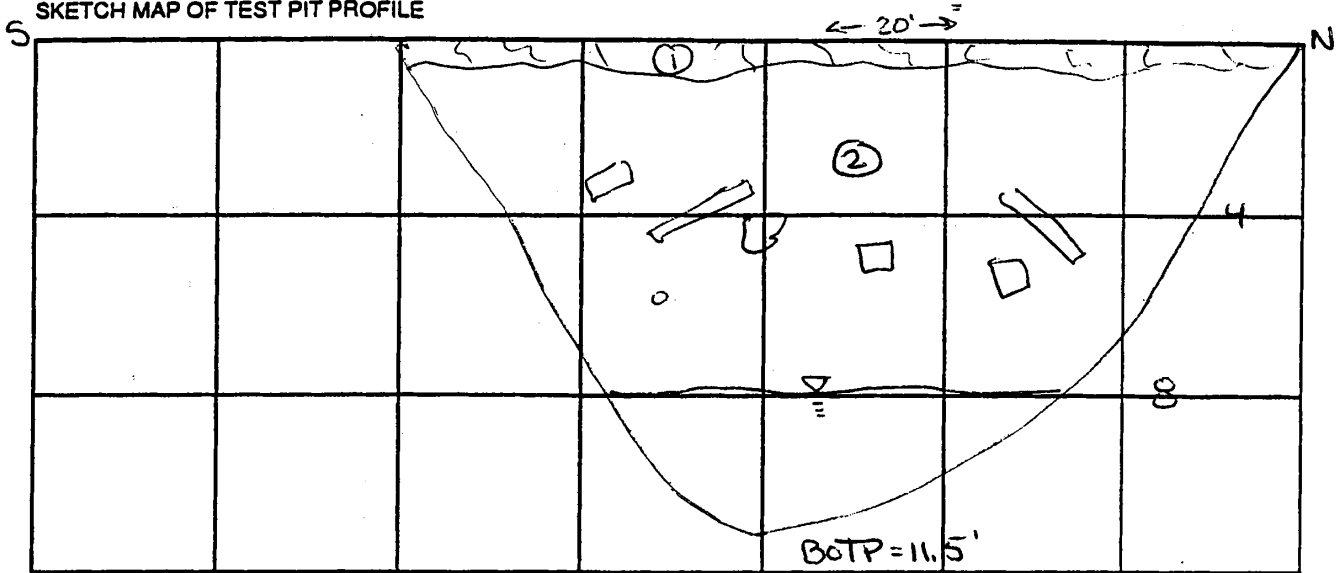
Profile Along Test Pit: HFPS106X1194XX

Project No.: 7169-40 2 of 2

Site: Hanna Furnace

Date: 10/17/94

SKETCH MAP OF TEST PIT PROFILE



SCALE 1" = 4 FT.

NOTES: ① 0-0.8' - brown gravelly
fine grained material, some organics,
dry. Cover soil.

② Black to Dk brown fine grained
material/w some wire, 1" piping,
wood, remains of corroded steel
bucket, plastic yellow bucket
Becomes water saturated @ ~ 8' hrs.
Excavated sample from as deep
as backhoe could grab.

No.	Sample ID	Depth (Ft.)	HD-SP: PID (PPM)
S-1	HFPS106X11	11	0
S-2			
S-3			
S-4			
S-5			
S-6			
S-7			
S-8			

REFERENCE: FIELD BOOK #: 2

Page #: 31-33

SIGNATURE: R K Butch

TEST PIT RECORD

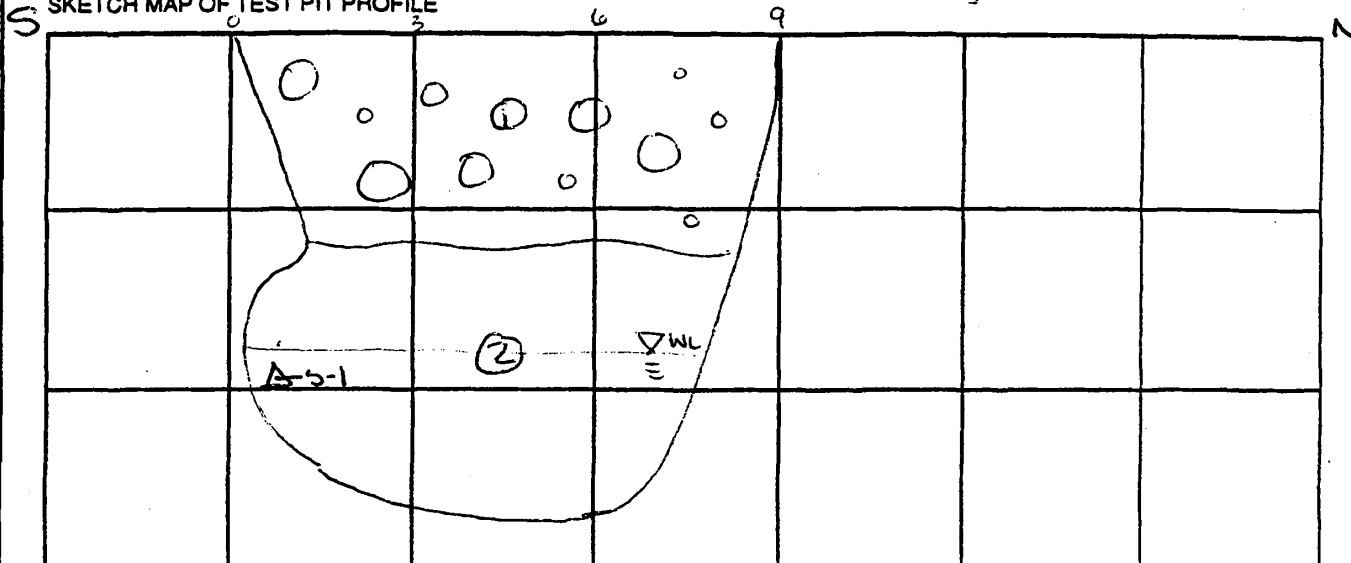
Profile Along Test Pit: HFPS107

Project No.: 7169-40 ^{2 of 2}

Site: Hanna Furnace Debris Landfill

Date: 10/18/94

SKETCH MAP OF TEST PIT PROFILE



SCALE 1" = 3 FT.

NOTES: ① soft/loose brown/gray/black
sandy slag/w some iron ore. dry.
② Black sand/w some mica,
tr. slag, tr. wood. Oily sheen.
"Odor"?? PID=0. Wet.
Water sat'd @ 5' approx.
Collected sample approx 6' bgs
in water.

No.	Sample ID	Depth (Ft.)	HD. SR. PID (PPM)
S-1	HFPS107XX6	6	0
S-2			
S-3			
S-4			
S-5			
S-6			
S-7			
S-8			

REFERENCE: FIELD BOOK #: 2

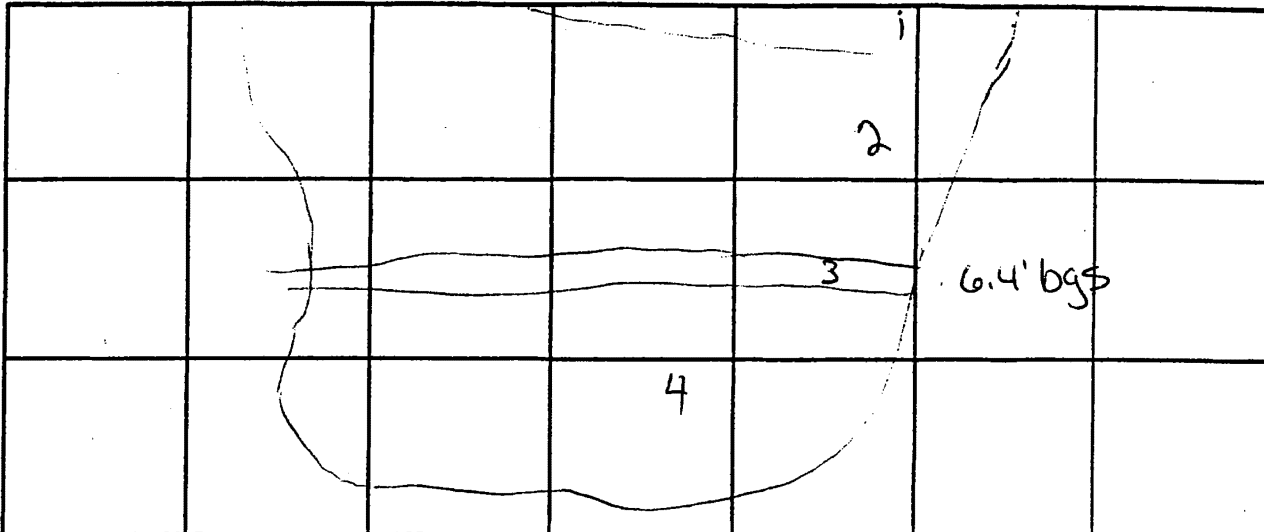
Page #: 38-39

SIGNATURE: R. K. Butch

TEST PIT RECORD

Profile Along Test Pit: TP-108 (HFPS108) **Project No.:** 7169-40 ^{2 of 2}
Site: _____ **Date:** 10/18/94

SKETCH MAP OF TEST PIT PROFILE



SCALE 1" = _____ FT.

NOTES:

- ① brown color - root zone, organic materials
 - ② black soil material
 - ③ line of water infiltration
 - ④ Same as two
-
-
-
-
-
-
-
-
-
-
-
-
-
-
-
-
-
-
-
-
-
-
-
-
-
-

No.	Sample ID	Depth (Ft.)	MO, SP, PID (PPM)
S-1	HFPS108X10	10	NR
S-2			
S-3			
S-4			
S-5			
S-6			
S-7			
S-8			

REFERENCE: FIELD BOOK #: 2
Page #: 39-40
SIGNATURE: Rick Butch

SECTION 4.0

**TEST BORING LOGS AND OVERBURDEN MONITORING WELL
CONSTRUCTION DIAGRAMS**

ABB Environmental Services

Test Boring Log

Project Hanna Furnace		Boring/Well No. MW-105	Project No. 7164-40	
Client NYSDEC		Site Hanna Furnace - Boiler House		Sheet No. <u>1</u> of <u>1</u>
Logged By B. Butler		Ground Elevation 584.0	Start Date 10/21/94	Finish Date 10/21/94
Drilling Contractor Advanced Drilling Invest.		Driller's Name Brian Lambert		Rig Type Mobile B-57
Drilling Method H.S.A		Protection Level C. dermal	P.I.D. (eV) 10.0	Casing Size N/A
Soil Drilled	Rock Drilled	Total Depth	Depth to Groundwater/Date	
			Piez <input type="checkbox"/> Well <input type="checkbox"/> Boring <input type="checkbox"/>	

Depth (Feet)	Sample No. & Penetration/ Recovery (Feet)	Sample Type	SPT Blows/6" or Core Rec./Rqd. %	SPT-N (Blows/Ft.)	Graphic Log	Sample Description	USCS Group Symbol	Notes on Drilling	Monitoring (ppm)			Lab Tests
									PI Meter Field Scan	PI Meter Head Space		
0 - 1.0	S-1 1.0 / 2.0	spt	6-8-18-26	26		Most to dark to light brown silty sand / w red brick fragments	Fill					
1.0 - 2.0	S-2 1.0 / 2.0	spt	24-12-12-12	24		Red brick, brown fine-red sand / w rust staining change to black/gray banded sand in spoon tip - Fill						
2.0 - 4.0	S-3 Refusal	spt	Refusal			concrete / Rubble 4-6' bgs						
4.0 - 6.0						NO sampling						
6.0 - 8.0	S-4 1.1 / 2.0	spt	10-2-1-1	3		Blue and white angular med. sand / w yellow staining. wet. Peat in spoon tip. Possible color. Sheen.						
8.0 - 10.0	S-5 1.0 / 2.0	spt	1-2-woh-woh	2		Dark brown to black Peat. wet.	PT					
10.0 - 12.0	S-6 1.0 / 2.0	spt	woh-1-2-2	3		As above to 0.4' - change to gray silt in spoon tip						
12.0 - 14.0						Advanced w/ no sampling to 15' bgs	PT ML					
14.0 - 15.0						BOB						

IFRB3105
X1094KX

Test Boring Log

Project HANNA FURNACE		Boring/Well No. MW-106	Project No. 7169-40	
Client NYSDEC		Site HANNA FURNACE	Sheet No. <u>1</u> of <u>1</u>	
Logged By T. LONGLEY		Ground Elevation 582.8	Start Date 10-24-94	Finish Date 10-24-94
Drilling Contractor ADVANCED DRILLING INV.		Driller's Name BRIAN LAMBERT	Rig Type MOBILE B-57	
Drilling Method H.S.A.		Protection Level C DERMAL	P.I.D. (eV) 10.0	Gasing Size 4.25" → Auger Size I.D
Soil Drilled 15'	Rock Drilled N/A	Total Depth 15'	Depth to Groundwater/Date 5.35' BGS 10/25/94	Piez <input type="checkbox"/> Well <input checked="" type="checkbox"/> Boring <input type="checkbox"/>

Depth (Feet)	Sample No. & Penetration/ Recovery (Feet)	Sample Type	SPT Blows/6" or Core Rec./Rqd. %	SPT-N (Blows/Fl.)	Graphic Log	Sample Description	USCS Group Symbol	Notes on Drilling	Monitoring (ppm)		Lab Tests
									PI Meter Field Scan	PI Meter Head Space	
1	S-1 2.0 / 1.4	SPT	14-24-15-15	39		VARIABLE COLORED FILL - BLACK, BROWN, RUSTY, BLUE SAND, SILT, GRAVEL, SLAG, DRY	Fill		NA	NA	
3	S-2 2.0 / 1.4	SPT	10-6-5-7	11		AS ABOVE W/ BRICK PIECES					
5	S-3 2.0 / 0.7	SPT	6-23-17-17	40		AS ABOVE BUT SATURATED					
7	S-4 2.0 / 1.3	SPT	5-12-5-6	17		0-0.8' AS ABOVE 0.8-1.3 - PINKISH WHITE, FINE TO MED. SAND SIZED PART., CHALKY, SLAG/ASH					
9	S-5 2.0 / 1.0	SPT	10-5-5-7	10		AS ABOVE - PINKISH WHITE TO TAN FURNACE ASH ?					
11	S-6 2.0 / 1.3	SPT	6-6-5-3	11		AS ABOVE					
13	S-7 2.0 / 1.0	SPT	3-2-2-3	4		AS ABOVE - TIP OF SPOON HAD BLACK ASH-LIKE MATL.	Fill				
15						NO SAMPLE					
						B.O.B. 15' BGS					

HFBS106
X1294XX

Test Boring Log

Project HANNA FURNACE		Boring/Well No. MW-107	Project No. 7169-40
Client NYSDEC	Site HANNA FURNACE		Sheet No. 1 of 1
Logged By T. LONGLEY	Ground Elevation 579.6	Start Date 10-24-94	Finish Date 10-24-94
Drilling Contractor ADVANCED DRILLING I.		Driller's Name BRIAN LAMBERT	Rig Type MOBILE B-57
Drilling Method 4.25" H.S.A.	Protection Level C. DERMAL	P.I.D. (eV) 10.0	Casing Size 4.25" ID
Soil Drilled 15	Rock Drilled N/A	Total Depth 15'	Depth to Groundwater/Date 8.4' BGS 10/25/94
		Piez <input type="checkbox"/>	Well <input checked="" type="checkbox"/> Boring <input type="checkbox"/>

Depth (Feet)	Sample No. & Penetration/Recovery (Feet)	Sample Type	SPT Blows/6" or Core Rec./Rqd. %	SPT-N (Blows/Ft.)	Graphic Log	Sample Description	USCS Group Symbol	Notes on Drilling	Monitoring (ppm)		Lab Tests
									PI Meter Field Scan	PI Meter Head Space	
1	S-1 5"/5"	SPT	100/5"	—		BLACK TO DARK BROWN GRAVEL & SAND, METALLIC SLAG, DRY - DR. GREEN ACID SALTS(?) IN MATRIX	FILL		NA	NA	
3	S-2 2.0/1.3	SPT	3-16-15-15	31		BLACK TO REDDISH TAN, GRAVELLY ASH, SLAG, ETC. - SILTY, METALLIC LUSTRE TO GRAVEL-SIZED PIECES	FILL				
5	S-3 2.0/1.4	SPT	1-1-1-2	2		0-0.2' AS ABOVE THEN PEAT - BLACK, WOODY FIBERS, MOIST NATURAL	FILL PT				
7	S-4 2.0/0.3	SPT	3-3-3-2	6		PEAT AS ABOVE - VERY POOR RECOVERY	PT				
9	S-5 2.0/0.1	SPT	1-1-1-2	2		PEAT AS ABOVE	PT				
11	S-6 2.0/0.8	SPT	2-3-3-4	6		BLUE GRAY SILT, CLAYEY SILT, MOIST, TR. SAND, DENSE, TR. ORGANICS (PEAT), MASSIVE, NON-PLASTIC	OL				
13	S-7 2.0/1.4	SPT	3-12-15-17	27		BLUE GRAY & BROWN SILT, VERY DENSE, HARD, DRY, MASSIVE	ML				HFBS107 X1414XX
15						NO SAMPLE					
						B.O.B. 15' BGS					

Test Boring Log

Project Hanna Furnace		Boring/Well No. MW-108	Project No. 7169-40	
Client NYSDEC		Site Hanna Furnace / Sherango Steel		Sheet No. <u>1</u> of <u>1</u>
Logged By P. Butler		Ground Elevation 582.9	Start Date 10-19-94	Finish Date 10-19-94
Drilling Contractor Advanced Drilling Invest.		Driller's Name Brian Lambert		Rig Type Mobile B-57
Drilling Method H.S.A		Protection Level C de-mal	P.I.D. (eV) 10.0	Casing Size N/A
Soil Drilled S	Rock Drilled N/A	Total Depth 15	Depth to Groundwater/Date w/o 8.5' bgs on 10-19-94	Piez <input type="checkbox"/> Well <input type="checkbox"/> Boring <input checked="" type="checkbox"/>

Depth (Feet)	Sample No. & Penetration/ Recovery (Feet)	Sample Type	SPT Blows/6" or Core Rec./Rqd. %	SPT-N (Blows/Ft.)	Graphic Log	Sample Description	USCS Group Symbol	Notes on Drilling	Monitoring (ppm)			Lab Tests
									PI Meter	Field Scan	PI Meter Head Space	
0	S-1 1.1 / 2.0	spt	5-7-15-5	22		Black gray, brown organic silt, little sand, moist.	fill					
2	S-2 0.8 / 2.0	spt	19-12-11-12	23		Black fine grained material w/ coal, brick fragments, damp						
4	S-3 1.2 / 2.0	spt	4-3-2-1	5		Black fine grained material, tr slag, some iron staining, moist/wet						
6	S-4 0.8 / 2.0	spt	2-2-5-5	7		As Above, water sat'd.						
8	S-5 0.9 / 2.0	spt	1-2-1-5	3		Silty to fine sand - 0-0.8 black organic silt part 0.8-0.9 wet gray silt + sand.	sn ML					
10	S-6 1.4 / 2.0	spt	2-2-2-5	4		gray silty fine sand grading down to mottled gray and brown sandy silt	sn ML					
12	S-7 1.6 / 2.0	spt	4-5-5-7	10		Gray silt/w some sandy laminae.	sn ML					
14						Advanced w/o drilling to 15' bgs <i>sampling</i> BIS 10/24/94						

HF 5-108
X894XX



Test Boring Log

Project Hanna Furnace		Boring/Well No. MW-109	Project No. 7169-40
Client NYSDEC	Site Shenango Street		Sheet No. <u>1</u> of <u>2</u>
Logged By Bk Butler	Ground Elevation 585.2	Start Date 10/19/94	Finish Date 10/19/94
Drilling Contractor Advanced Drilling Inv.		Driller's Name Brian Lambert	Rig Type Mobile B-57
Drilling Method 4.25" HSA		Protection Level C dermal	P.I.D. (eV) 10.0
Soil Drilled 25		Rock Drilled N/A	Total Depth 25
		Depth to Groundwater/Date 6.5' bgs 10/19/94	Piez <input type="checkbox"/> Well <input checked="" type="checkbox"/> Boring <input type="checkbox"/>

Depth (Feet)	Sample No. & Penetration/Recovery (Feet)	Sample Type	SPT Blows/6" or Core Rec./Reqd. %	SPT-N (Blows/Fl.)	Graphic Log	Sample Description	USCS Group Symbol	Notes on Drilling	Monitoring (ppm)		Lab Tests
									PI Meter Field Scan	PI Meter Head Space	
1						Concrete Rubble - No Sample					
1-3	S-1 2.0 / 1.2	SPT	18 / 21 / 32 / 22			0-0.8' = brown to gray gravelly silt/w some organics, moist. 0.8-1.2' = black fine loose ash-like material	Fill		0	NR	
3-5	S-2 2.0 / 1.3	SPT	22 / 20 / 18 / 18			Black fine-med sand / w tr. gravel.	Fill		0	NR	
5-7	S-3 2.0 / 1.3	SPT	4 / 1 / 10 / 18			As Above.	Fill		0	NR	HFBS109-XX794XX
7-9	S-4 2.0 / 0.9	SPT	14 / 7 / 7 / 7			Black silty gravel, wet, loose. Gravel composed of slag fragments, angular	Fill		0	NR	
9-10			Refusal			Auger Refusal - Boring re-drilled 5' west of above	concrete?				
10-12	S-5 2.0 / 0.7	SPT	5 / 5 / 3 / 5			Black to v. dark brown silt/w trace sand, trace metallic flakes, fill	Fill		0	NR	
12-14	S-6 2.0 / 0	SPT	4 / 1 / 15 / 5			NO Recovery	?		NR	NR	
14-16	S-7 2.0 / 1.4	SPT	9 / 11 / 17 / 17			Brown silt/w grey mottling, trace to little fine sand.	ML		0	NR	

Test Boring Log

Project Hanna Furnace		Boring/Well No. MW-109	Project No. 7169-40	
Client NYSDEC	Site Sherango Steel		Sheet No. 2 of 2	
Logged By Bk Butler	Ground Elevation 595.2	Start Date 10/19/14	Finish Date 10/19/14	
Drilling Contractor Advanced Drilling Inc.		Driller's Name Brian Lambert	Rig Type Mobile B-57	
Drilling Method 4.25 inch ID HSA		Protection Level C dermal	P.I.D. (eV) 10.0	Casing Size N/A
Soil Drilled 25	Rock Drilled N/A	Total Depth 25	Depth to Groundwater/Date <input type="checkbox"/> Well <input checked="" type="checkbox"/> Boring <input type="checkbox"/>	

Depth (Feet)	Sample No. & Penetration/ Recovery (Feet)	Sample Type	SPT Blows/6" or Core Rec./Rqd. %	SPT-N (Blows/Ft.)	Graphic Log	Sample Description	USCS Group Symbol	Notes on Drilling	Monitoring (ppm)		Lab Tests
									PI Meter Field Scan	PI Meter Head Space	
									18	5-8 2.0 / 0.9	
20	5-9 2.0 / 0.3	spt	4 / 10 / 10			As Above	ML		0	NR	
22	5-10 2.0 / 1.9	spt	2 / 2 / 7			Grey silt, soft to very soft, wet.	ML		0	NR	
23						NO SAMPLE					
24	5-11 2.0 / 2.0	spt	3 / 4 / 5 / 6			Grey silt/w tr. red mottling, wet.	ML		0	NR	
25						BOB = 25' bgs					

Test Boring Log

Project Hanna Furnace		Boring/Well No. MW-110	Project No. 7169-40
Client NYSDEC	Site Sherange Steel		Sheet No. <u>1</u> of <u>2</u>
Logged By Blk Butler	Ground Elevation 585.0	Start Date 10/18/94	Finish Date 10/19/94
Drilling Contractor Advanced Drilling Inc.		Driller's Name Brian Lambert	Rig Type Mobile B-57
Drilling Method 4.25" ID HSA		Protection Level Coermal	P.I.D. (eV) 10.0
Casing Size N/A		Auger Size 4.25" ID	
Soil Drilled 20	Rock Drilled N/A	Total Depth 20	Depth to Groundwater/Date 13' bgs 10/19/94
Piez Well Boring <input type="checkbox"/> <input checked="" type="checkbox"/> <input type="checkbox"/>			

Depth (Feet)	Sample No. & Penetration/ Recovery (Feet)	Sample Type	SPT Blows/6" or Core Rec./Rqd. %	SPT-N (Blows/Ft.)	Graphic Log	Sample Description	USCS Group Symbol	Notes on Drilling	Monitoring (ppm)			Lab Tests
									PI Meter Field Scan	PI Meter Head Space		
2	S-1 2.0/1.5	SPT	5 100/6/5			Black fine-med sand, some fines, moist, poorly graded,	Fill		NR	NR		
4	S-2 2.0/1.4	SPT	18 18 22			Black fine-med sand /w tr. gravel, tr. metal fragments, tr. rust staining, cemented, dry. Color 10YR/2/1	Fill		NR	NR		
6	S-3 2.0/1.3	SPT	28 48 76 82			Black to silver med. sand and fines/w some metal fragments, slag. Dry, cemented. 10YR/2/1 to 10YR/6/1	Fill		NR	NR		
8	S-4 2.0/1.5	SPT	22 37 27 27			0-1.0 = black, as above. 1.0-1.5 = light grey/off white fine sand, moist, poorly graded. 10YR/8/1 to 10YR/7/1	Fill		NR	NR		
10	S-5 2.0/1.5	SPT	13 15 20			Dark grey-brown silt/w tr. f. sand, few grey shale fragments, damp.	ML		NR	NR	HFBS110X1294XX HFBS110X1294XD	
12	S-6 2.0/1.5	SPT	6/6/6/6			Dark grey silt/w tr. gravel, tr. fine sand, damp.	ML		NR	NR		
14	S-7 2.0/1.8	SPT	2/0/6/6			0-0.9 = Grey silt, moist, as above. 0.9-1.8 = Black silt/w some wood/organic matter, damp	ML OL		NR	NR		
16	S-8 2.0/1.5	SPT	3/5/4/9			0-0.3 = grey fine silty sand, wet, poorly graded. 0.3-1.5 = grey silt/w root hds, fractures, moist	SM ML		NR	NR		

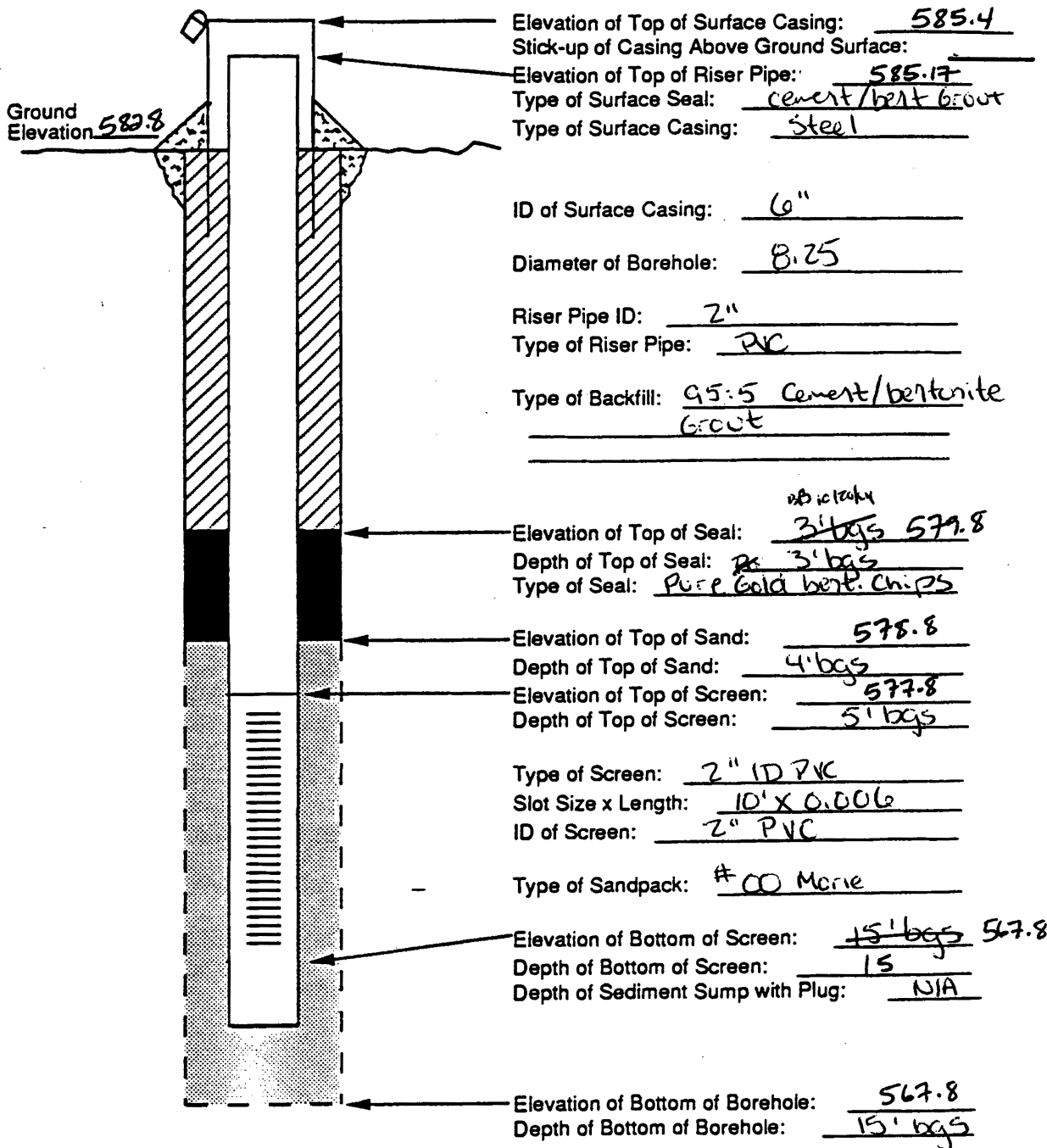
Test Boring Log

Project Hanna Furnace		Boring/Well No. MW-110	Project No. 7169-40	
Client NYSDEC	Site Sherango Steel		Sheet No. <u>2</u> of <u>2</u>	
Logged By BK Butler	Ground Elevation 585.0	Start Date 10/18/94	Finish Date 10/19/94	
Drilling Contractor Advanced Drilling Inv.		Driller's Name Brian Lambert	Rig Type Mobile B-57	
Drilling Method 4.25" ID HSA		Protection Level C dermal	P.I.D. (eV) 10.0	Casing Size 4.25"
Soil Drilled 20	Rock Drilled N/A	Total Depth 20	Depth to Groundwater/Date 13' bgs 10/19/94	Piez <input type="checkbox"/> Well <input checked="" type="checkbox"/> Boring <input type="checkbox"/>

Depth (Feet)	Sample No. & Penetration/Recovery (Feet)	Sample Type	SPT Blows/6" or Core Rec./Rqd. %	SPT-N (Blows/Ft.)	Graphic Log	Sample Description	USCS Group Symbol	Notes on Drilling	Monitoring (ppm)			Lab Tests
									PI Meter Field Scan	PI Meter Head Space		
									5-9 2.0/0.5	spt	15/16/20/15	
5-10 2.0/1.9	spt	9/12/13/21			Grey silt/w tr. fine sand, tr. olive-brown mottling; wet.	ML	0	NR				
					BOB = 20' bgs							

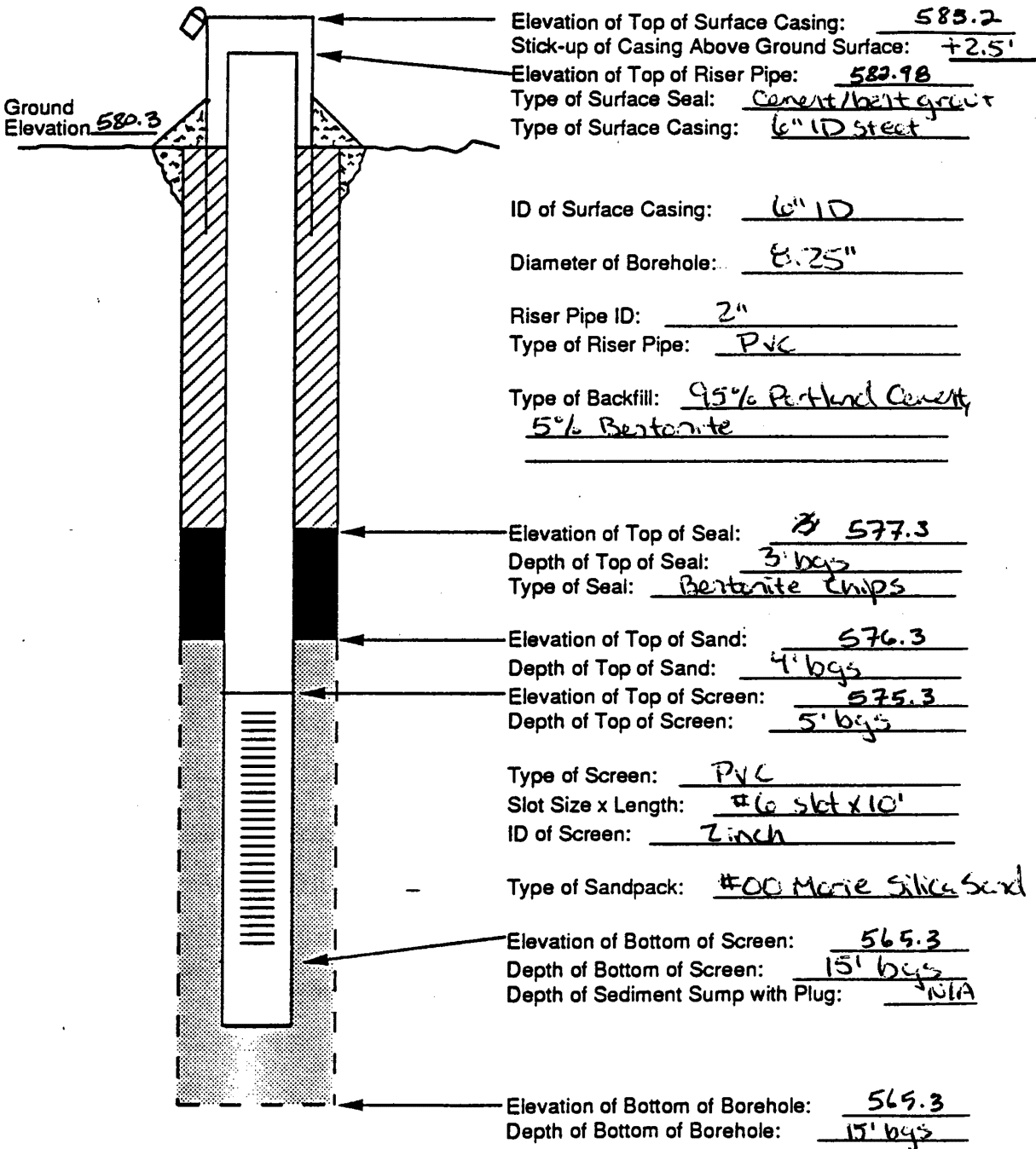
OVERBURDEN MONITORING WELL CONSTRUCTION DIAGRAM

Project Henna Furnace Study Area Filter-Cake Area Driller Advanced Drilling
 Project No. 7164-40 Boring No. MW-101 Drilling Method 4.25" ID HSA
 Date Installed 10/26/94 Development Method Pump & surge
 Field Geologist BBotter



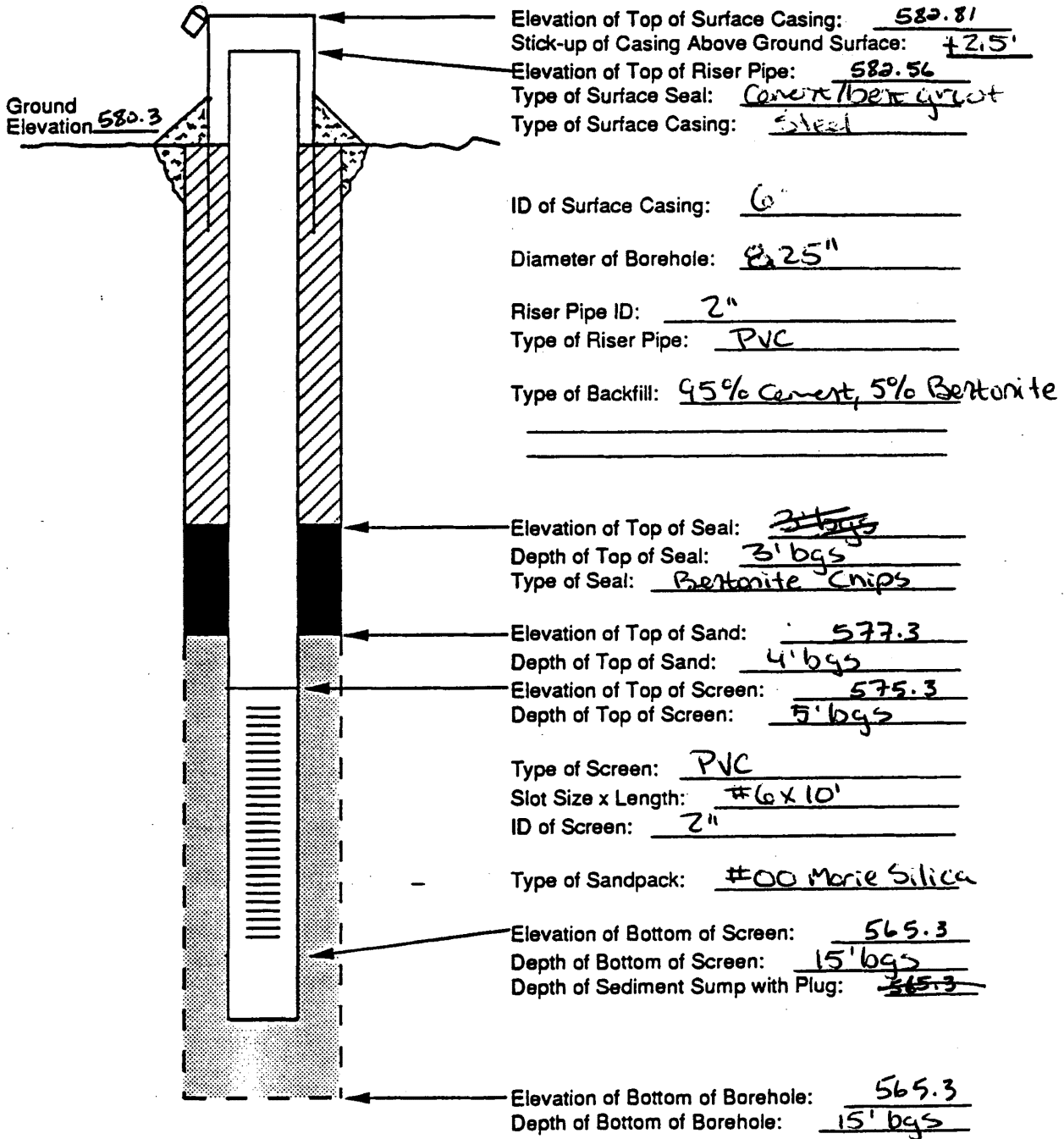
OVERBURDEN MONITORING WELL CONSTRUCTION DIAGRAM

Project Hanna Furnace Study Area Debris Landfill Driller B. Lambert
 Project No. 7164-40 Boring No. MW-102 Drilling Method 4.25" ID HSA
 Date Installed 10/20/44 Development Method PUMP & SURGE
 Field Geologist B. Butler



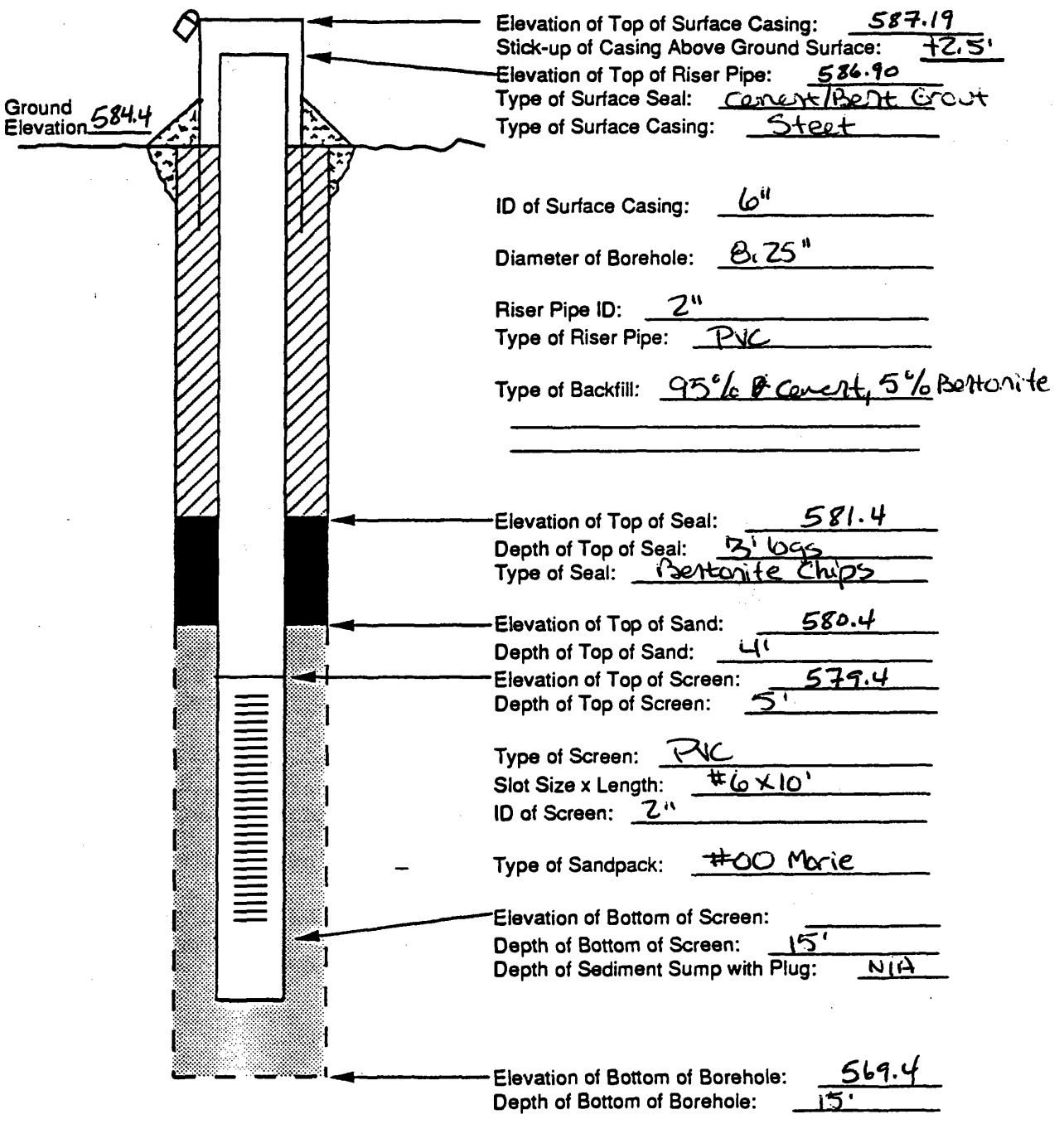
OVERBURDEN MONITORING WELL CONSTRUCTION DIAGRAM

Project Hanna Furnace Study Area Debris Landfill Driller B. Lambert
 Project No. 7169-40 Boring No. MW-103 Drilling Method 4.25" HSA
 Date Installed 10/20/04 Development Method PUMP & SURGE
 Field Geologist BK Butler



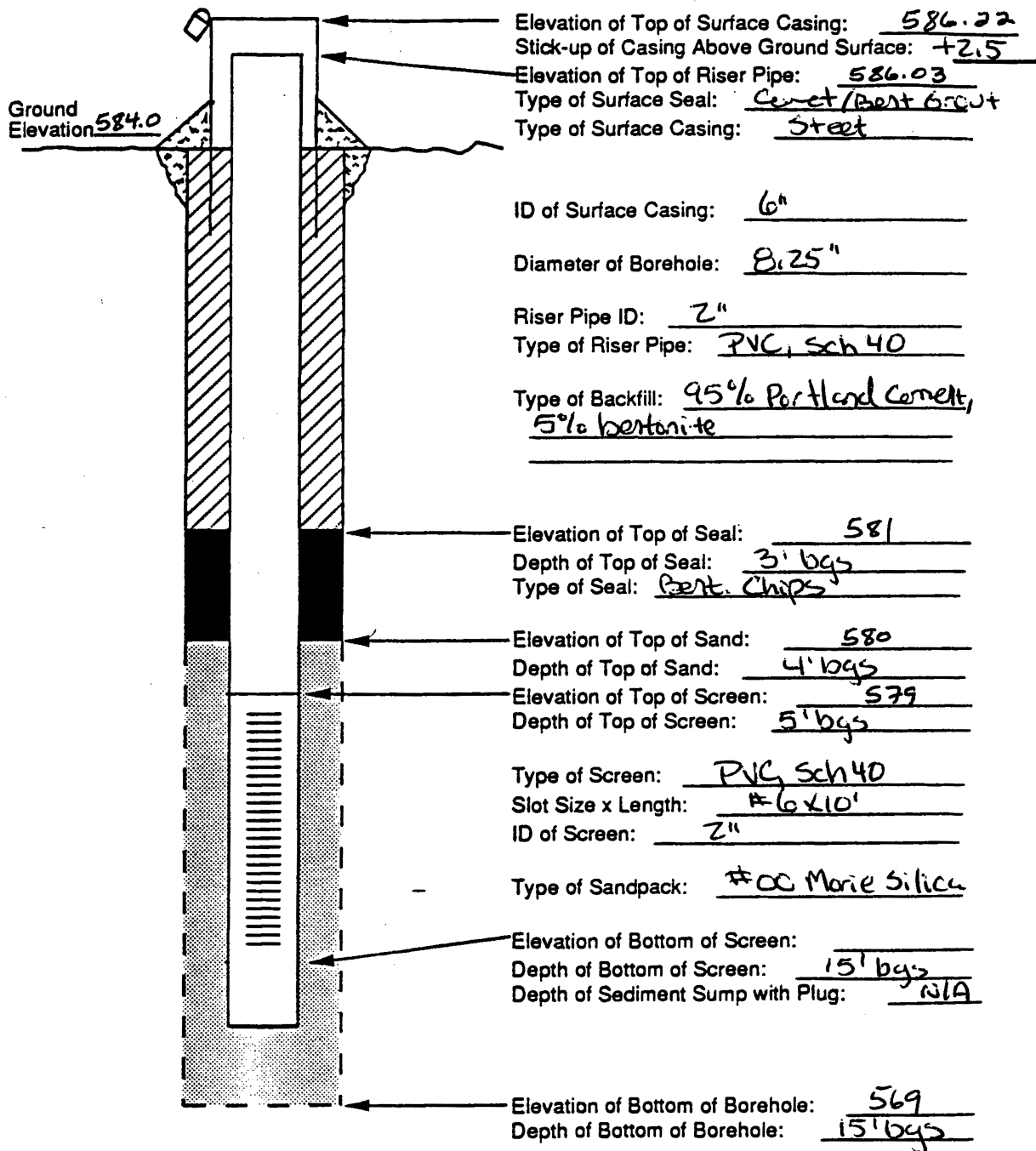
OVERBURDEN MONITORING WELL CONSTRUCTION DIAGRAM

Project Hanna Furnace Study Area South UPG Driller B. Lambert
 Project No. 7169-40 Boring No. MW-104 Drilling Method 4.25" ID HSA
 Date Installed 10/21/94 Development Method PUMP & SURGE
 Field Geologist BK Buttl



OVERBURDEN MONITORING WELL CONSTRUCTION DIAGRAM

Project Hanna Furnace Study Area Boiler House Driller B. Lambert
 Project No. T169-40 Boring No. MW-105 Drilling Method 4.25" HSA
 Date Installed 10/21/94 Development Method PUMP & SURGE
 Field Geologist BK Butler



OVERBURDEN MONITORING WELL CONSTRUCTION DIAGRAM

Project HANNA FURNACE Study Area _____ Driller A. D. I.
 Project No. 7169-40 Boring No. MW-106 Drilling Method 4.25" H.S.A.
 Date Installed 10-24-94 Development Method HAND BAILED & CENTRIFUGAL PUMP
 Field Geologist Tom Longley

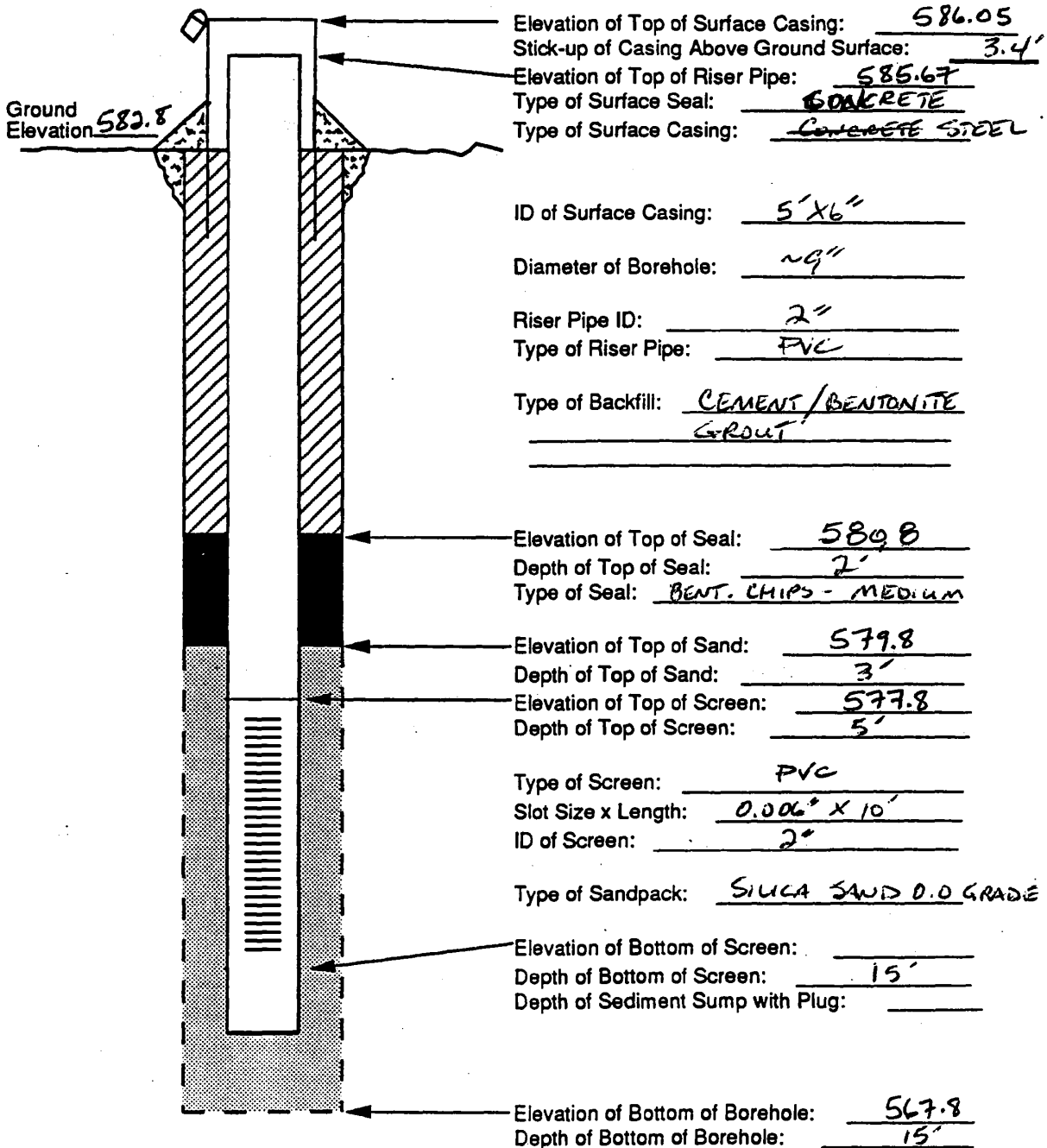


FIGURE 4-11
OVERBURDEN MONITORING WELL CONSTRUCTION DIAGRAM
NYSDEC QUALITY ASSURANCE PROGRAM PLAN

Test Boring Log

Project Henna Furnace		Boring/Well No. MW-103	Project No. 7169-40	
Client NYSDEC	Site Henna Furnace - Landfill		Sheet No. <u>1</u> of <u>1</u>	
Logged By B Butler	Ground Elevation 570.3	Start Date 10/20/94	Finish Date 10/20/94	
Drilling Contractor Advanced Drilling Invest.		Driller's Name Brian Lambert	Rig Type Mobile B-57	
Drilling Method H.S.A		Protection Level C Dermal	P.I.D. (eV) 10.0	Casing Size NA
Soil Drilled 15'	Rock Drilled N/A	Total Depth 15'	Depth to Groundwater/Date ~6.08' BTOR @ 10/20/94	Piez <input type="checkbox"/> Well <input checked="" type="checkbox"/> Boring <input type="checkbox"/>

Depth (Feet)	Sample No. & Penetration/Recovery (Feet)	Sample Type	SPT Blows/6" or Core Rec./Rqd. %	SPT-N (Blows/Fl.)	Graphic Log	Sample Description	USCS Group Symbol	Notes on Drilling	Monitoring (ppm)		Lab Tests
									PI Meter Field Scan	PI Meter Head Space	
0	S-1 1.4 / 2.0	spt	7-30 64-34	94		0-0.9' - v. dk. brown to black fine to gravelly slag. 0.4-1.0' yellow tan cemented material. 1.0-1.4' dk brown to black slag/metallic frags.	Fill		NA		
2	S-2 1.2 / 2.0	spt	24/12 17-17	29		0-0.3 as above. 0.3-0.5' gray-green crumbly slag. 0.5-1.2' dk brown/black/purple moist slag; fine to coarse grained.			NA		
4	S-3 0.5 / 2.0	spt	12-10 24-54	34		wet gray to black and white angular slag fragments/w black silt-like matrix. v. loose.			NA		
6	S-4 0.5 / 2.0	spt	28-48 11-4	59		As Above, water saturated			NA		
8	S-5 1.6 / 2.0	spt	3-2 3-4	5		Black to dk brown micaceous organic silt / wtr wood, roots.	ML		NA		
10	S-6 1.2 / 2.0	spt	4-4 10-10	14		As Above grading down to grey-brown silt, wet.			NA		
12	S-7 1.1 / 2.0	spt	10-11 26-27	37		Gray-brown mottled silt/w oxide staining, root holes, fractured.			NA		
14						Advanced/wo sampling to 15' bgs					
16						BOB					

3 excluded
 HF 0510A
 X10944X

Test Boring Log

Project Hanna Furnace		Boring/Well No. MW-104	Project No. 7169-40	
Client NYSDEC	Site Hanna Furnace - Background		Sheet No. <u>1</u> of <u>1</u>	
Logged By B. Butler	Ground Elevation 584.4	Start Date 10/21/94	Finish Date 10/21/94	
Drilling Contractor Advanced Drilling Invest.		Driller's Name Brian Lambert	Rig Type Mobile B-57	
Drilling Method H.S.A.		Protection Level C Dermal	P.I.D. (eV) 10.0	Casing Size N/A
Soil Drilled 15.16 <small>max depth</small>	Rock Drilled N/A	Total Depth 15.16 <small>max depth</small>	Depth to Groundwater/Date <input type="checkbox"/> Well <input type="checkbox"/> Boring	

Depth (Feet)	Sample No. & Penetration/Recovery (Feet)	Sample Type	SPT Blows/6" or Core Rec./Rqd. %	SPT-N (Blows/Fl.)	Graphic Log	Sample Description	USCS Group Symbol	Notes on Drilling	Monitoring (ppm)		Lab Tests
									PI Meter Field Scan	PI Meter Head Space	
0	S-1 1.7 / 2.0	spt	3-6-12-18	18		0-0.7 - black silty sand/w coal ash, organics. >1.7 - yellow tan fine-cs sand/w some gravel. Moist.	Fill		0		
2	S-2 1.7 / 2.0	spt	21-37-33-24	70		Tan to yellow tan/orange/brown fine-cs sand, angular, w little gravel. Moist (RR Ballast?)			0		
4	S-3 1.7 / 2.0	spt	7-6-8-7	14		white/orange/black med-cs sand/w little cs sand, gravel, wet.			0		
6	S-4 1.7 / 2.0	spt	7-11-15-16	26		0-0.4' - As Above, cemented. 0.4-1.2 - white, as above, wet, cemented. 1.2-1.7 - black/grey-white as Above			0		
8	S-5 1.3 / 2.0	spt	5-7-14-17	21		Black/Blue/white med. sand/w little cs sand, fr. gravel, wet. Poorly graded.	Fill		0		
10	S-6 1.4 / 2.0	spt	4-4-4-3	8		Peat - dk brown, wet soft organic matter	Pt		0		
12	S-7	spt	2-3-2-3	5		0-0.3 - Peat as Above >0.3 - grey sandy silt, wet.	mc		0		
14	S-8	spt	2-3-6-8	9		Grey sandy silt, wet			0		

HF 104
XX 294X

Test Boring Log

Project Hanna Furnace		Boring/Well No. MW-101	Project No. 7169-40
Client NYSDEC		Site Hanna Furnace Flue Ash	Sheet No. <u>1</u> of <u>1</u>
Logged By B Butler		Ground Elevation 582.8	Start Date 10/20/94
Drilling Contractor Advanced Drilling Invest		Driller's Name Brien Lambert	Rig Type Mobile B-57
Drilling Method H.S.A		Protection Level C Dermal	P.I.D. (eV) 10.0
Soil Drilled 415		Rock Drilled N/A	Total Depth 415
		Depth to Groundwater/Date 8' rising 10/20/94	Piez <input type="checkbox"/> Well <input type="checkbox"/> Boring <input checked="" type="checkbox"/>

Depth (Feet)	Sample No. & Penetration/Recovery (Feet)	Sample Type	SPT Blows/6" or Core Rec./Rqd. %	SPT-N (Blows/Ft.)	Graphic Log	Sample Description	USCS Group Symbol	Notes on Drilling	Monitoring (ppm)		Lab Tests
									PI Meter Field Scan	PI Meter Head Space	
0	S-1		3-5			0-0.5' black to v. dark grey gravel/w silt, slag, coal ash moist.	Fill				
1	0.9 / 2.0	spt	8-36	13		0-0.9' Grey gravel/w silt, dry		NR	NR		
2	S-2		11-11			gray-brown, blocky silt-like material/w white horizontal laminae, grading @ 1' to dark green and black crumbly material w white laminae. Dry		NR	NR		
4	S-3		20-38			0-0.5' black crumbly material as above. 0.5-1.5' grey crumbly material as above grading to ten. Dry		NR	NR		
6	S-4		25-25			0-1.0' Grey fine grained material as above. 1.0-1.2' black hardy wet. 1.2-1.8' c.k. fine sand/w some cs. sand, wet		NR	NR		
8	S-5		13-17			Fine cemental sand to silt like material/w soft "rotten" cs. sand to fine gravel frags. black/green to lt grey/brown.		NR	NR		
10	S-6		100 fa-			As above. one blocky frag. coated/w paper thin white flaky coating. slag frags, some bright red in color. wet		NR	NR		
12	S-7		14-12			As above, color changing from black/dk green down to grey. wet.		NR	NR		
14			7-17			Advanced w/o sampling to 15' BGS					
16						BOB					

HFB3101
X1694 XT

Test Boring Log

Project Hanna Furnace		Boring/Well No. MW-102	Project No. 7169-40	
Client NYSDEC	Site Hanna Furnace Background		Sheet No. <u>1</u> of <u>1</u>	
Logged By B. Butler	Ground Elevation 580.3	Start Date 10/20/94	Finish Date 10/20/94	
Drilling Contractor Advanced Drilling Invest.		Driller's Name Brian Lambert	Rig Type Mobile B-57	
Drilling Method H.S.A		Protection Level C Dermal	P.I.D. (eV) 10.0	Casing Size N/A
Soil Drilled IS	Rock Drilled N/A	Total Depth 15	Depth to Groundwater/Date ~7' BTOR @ 10/20/94	Piez <input type="checkbox"/> Well <input checked="" type="checkbox"/> Boring <input type="checkbox"/>

Depth (Feet)	Sample No. & Penetration/ Recovery (Feet)	Sample Type	SPT Blows/6" or Core Rec./Rqd. %	SPT-N (Blows/Fl.)	Graphic Log	Sample Description	USCS Group Symbol	Notes on Drilling	Monitoring (ppm)		Lab Tests
									PI Meter Field Scan	PI Meter Head Space	
0 - 1.5 / 2.0	S-1	spt	4-10-28-10	38	Fill	dark brown organic rich topsoil; tr. slag/ash, some roots moist. >0.7' grey silty fine sand w/ some slag frags, rust staining	Fill		0	NA	
2 - 1.1 / 2.0	S-2	spt	15-30-12-11	42		0-0.6 = grey sandy silt, tr. gravel, moist. 0.6-1.1' grey/white/red/brown slag, dry, becomes wet @ spoon tip.			0	NA	
4 - 0.8 / 2.0	S-3	spt	14-11-3-4	14		Black gravelly sand, wet, fuel odor (sweet).			45		750 headspace compos. re- HE051022X844X
6 - 1.3 / 2.0	S-4	spt	7-4-2-2	6		As Above, fuel odor (sweet)			95		
8 - 1.2 / 2.0	S-5	spt	4-8-12-20	20		0-0.3 - as above, silty. 0.3-1.2 - gray brown mottled silt w/ little fine sand	G.M.				
10 - 1.5 / 2.0	S-6	spt	4-6-12-20	18		0-0.5 - loose black silty gravel grading to black gravelly silt. 0.5-1.5 - gray to brown mottled silt w/ some fine sand	ML				
12 - 1.1 / 2.0	S-7	spt	10-11-10-13	21		brown to gray mottled silt w/ little gravel, root holes, wet.					
14 -						Advanced w/o drilling to 15' bgs					
16 -						BOB					

OVERBURDEN MONITORING WELL CONSTRUCTION DIAGRAM

Project HANNA FURNACE Study Area _____ Driller ADVANCED DRILLING I
 Project No. 7169-40 Boring No. MW-107 Drilling Method H.S.A.
 Date Installed 10-24-94 Development Method HAND BAILED
 Field Geologist Tom Langley

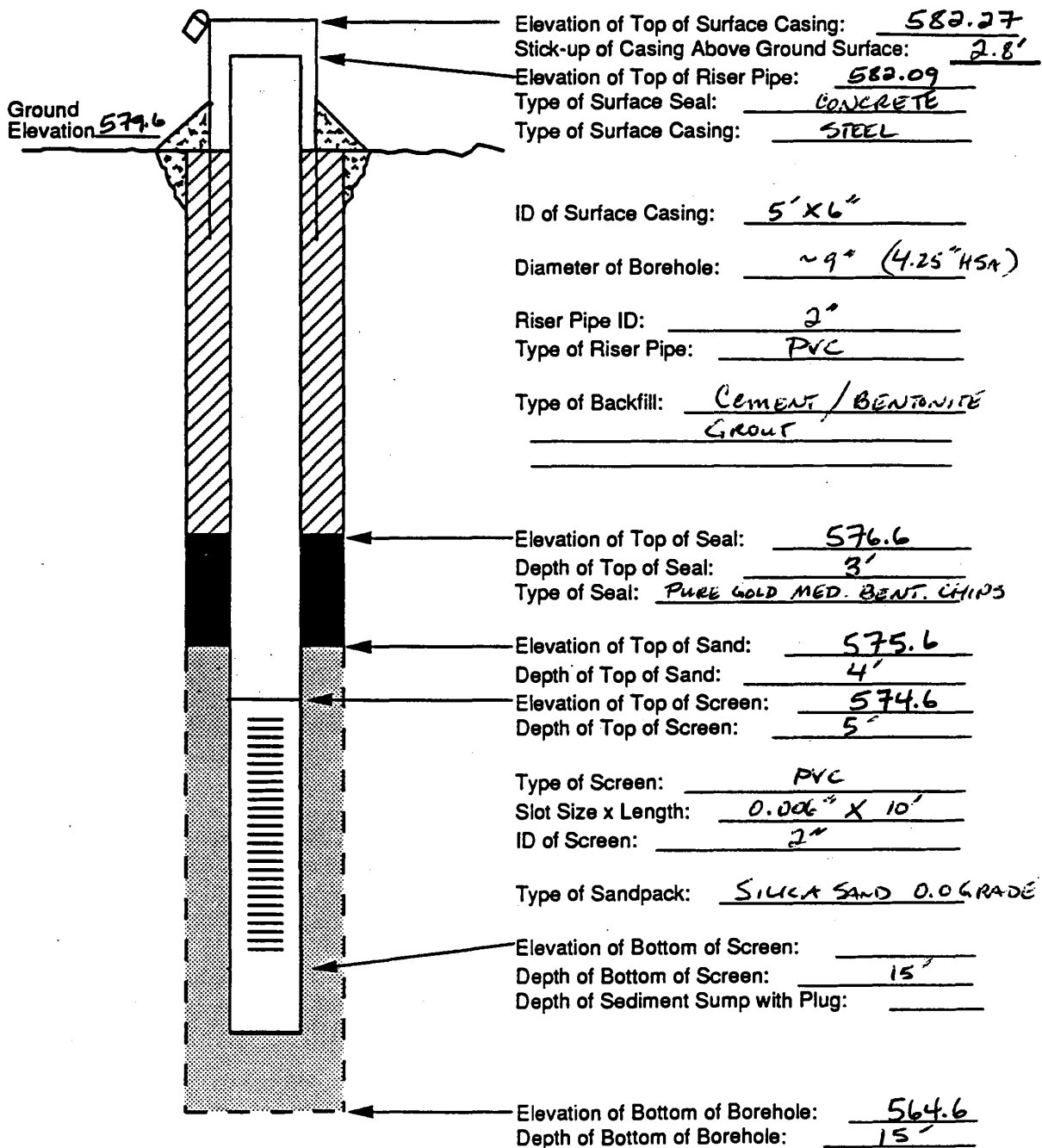
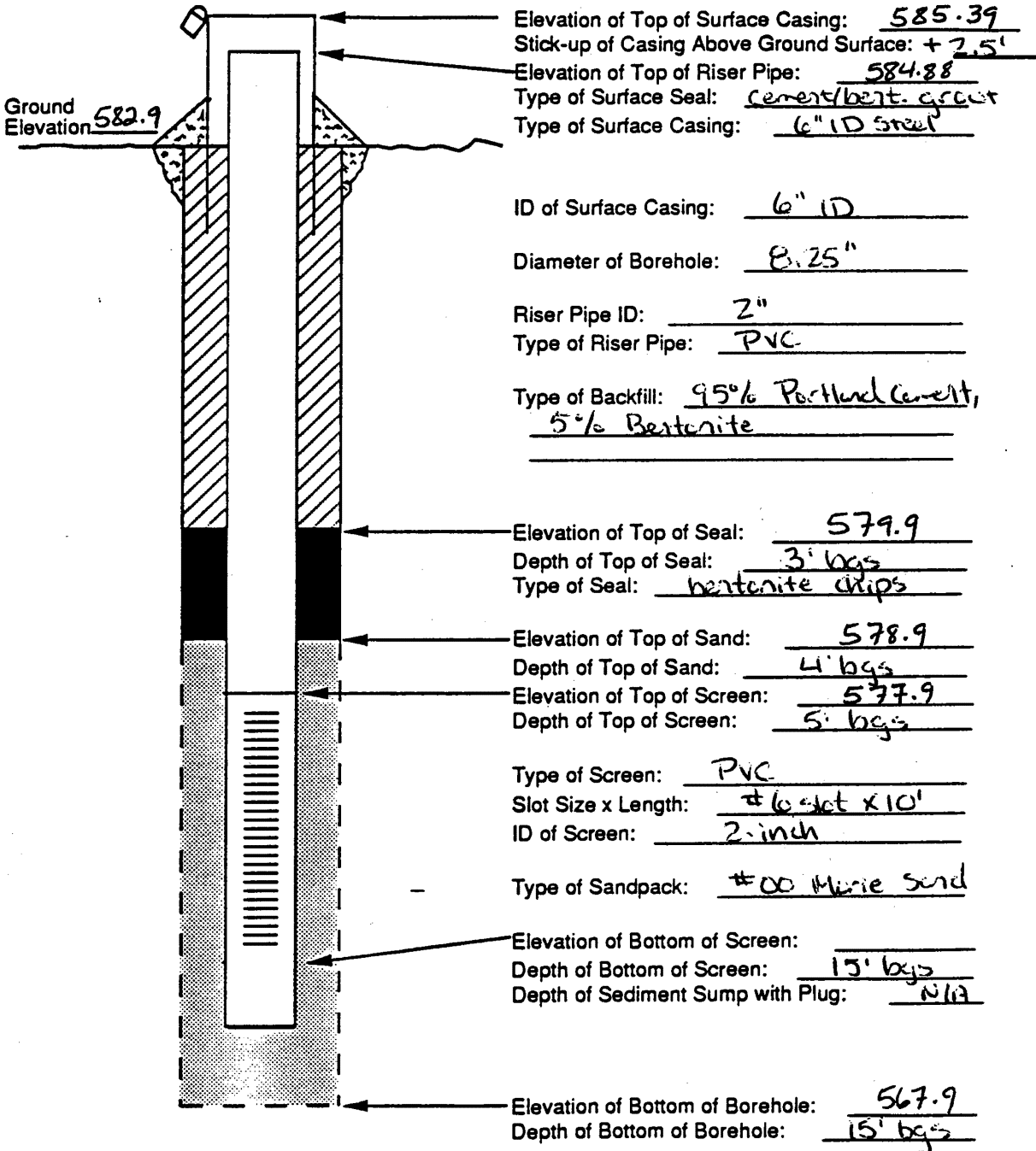


FIGURE 4-11
OVERBURDEN MONITORING WELL CONSTRUCTION DIAGRAM
NYSDEC QUALITY ASSURANCE PROGRAM PLAN

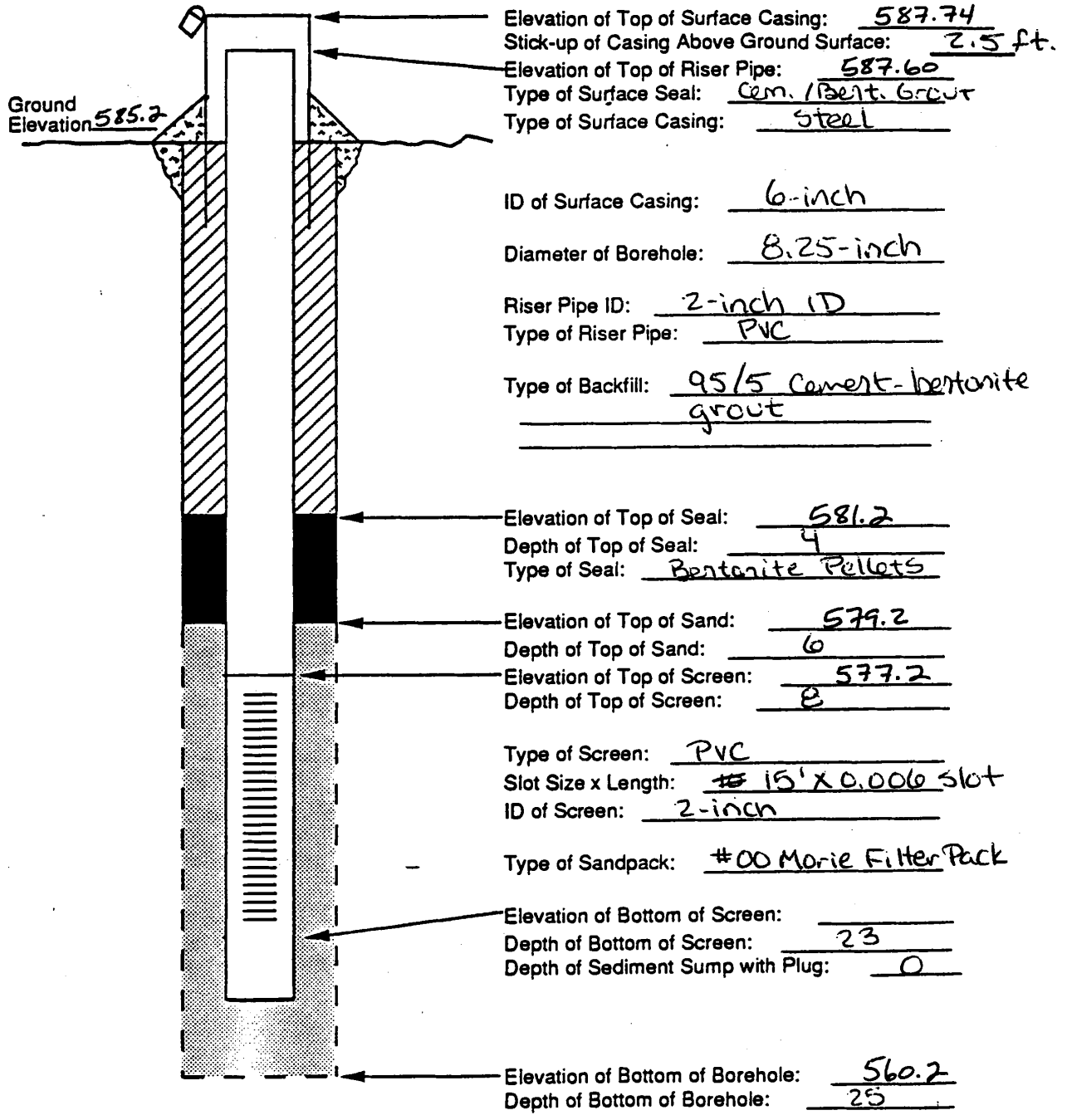
OVERBURDEN MONITORING WELL CONSTRUCTION DIAGRAM

Project Hanna Furnace Study Area Storage Steel Driller Brian Lambert
 Project No. 7164-40 Boring No. MW-108 Drilling Method 4.25" ID HSA
 Date Installed 10/20/44 Development Method PUMP & SURGE
 Field Geologist B. Butler



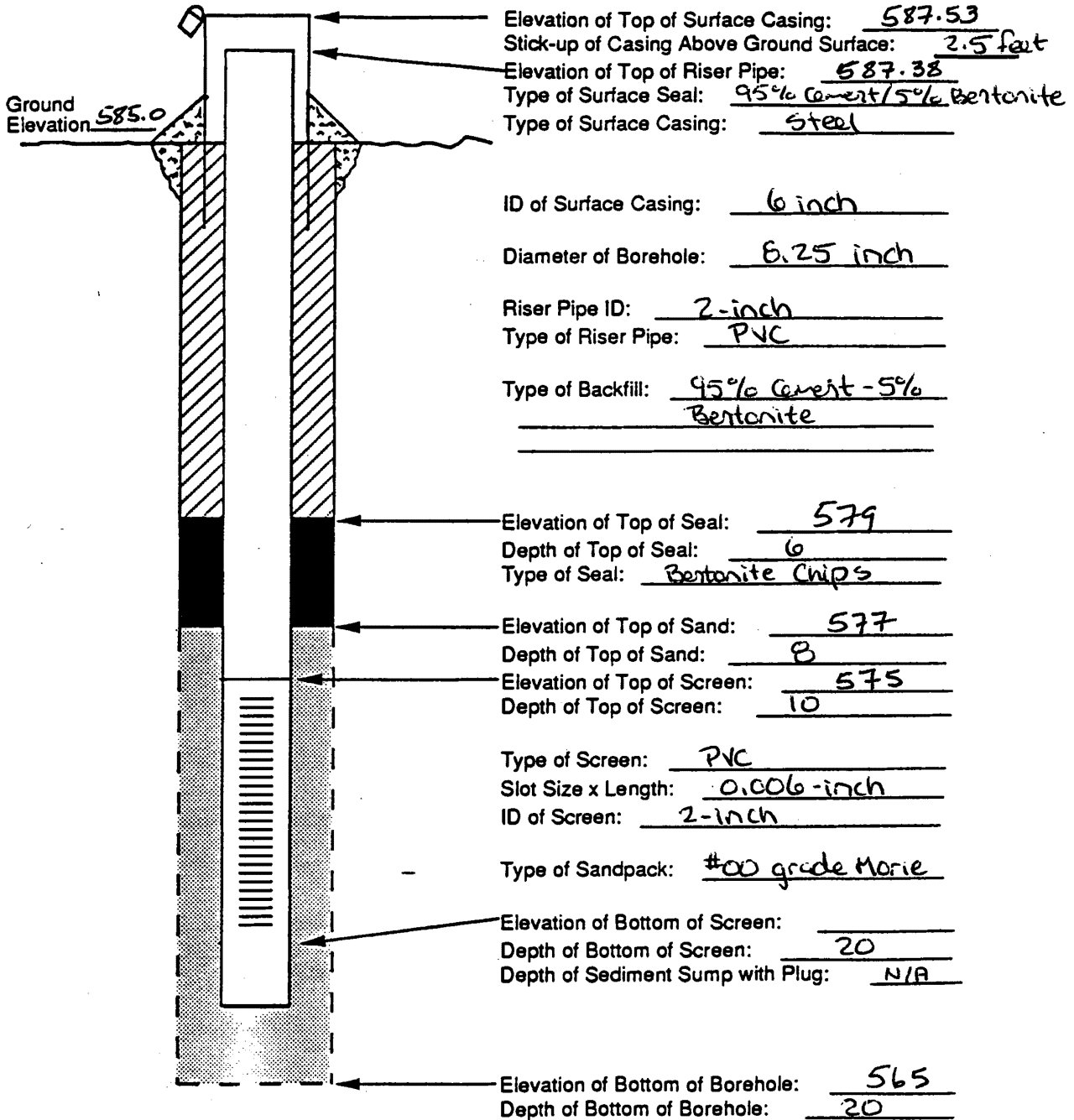
OVERBURDEN MONITORING WELL CONSTRUCTION DIAGRAM

Project Hanna Furnace Study Area Steinway Steel Driller B. Lambert
 Project No. 7169-40 Boring No. MW-109 Drilling Method 4.25" ID HSA
 Date Installed 10/19/94 Development Method PUMP & SURGE
 Field Geologist BK Butler



OVERBURDEN MONITORING WELL CONSTRUCTION DIAGRAM

Project Hanna Furnace Study Area Sherango Steel Driller B. Lambert
 Project No. 7169-40 Boring No. MW-110 Drilling Method 4.25" HSA
 Date Installed 10/19/94 Development Method Pump & Surge
 Field Geologist Brian K Butler



SECTION 5.0
ANALYTICAL DATA



**ABB Environmental Services
Data Usability Report
Hanna Furnace
April 18, 1995**

Introduction

This memo summarizes the usability of the analytical results generated for the Hanna Furnace Site. Laboratory analyses were performed in accordance with the New York State Department of Environmental Conservation (NYSDEC) Analytical Services Protocol (ASP), and the data were validated using the criteria specified by U.S. Environmental Protection Agency (USEPA) Region II, modified to include NYSDEC requirements. A detailed evaluation of the laboratory quality control (QC) results is provided in the Data Validation Report.

Usability is based on validated sample results. Rejected results ("R" qualifier) represent unusable data since the analyte presence or absence is uncertain. In general, sample results with qualifiers other than "R" are considered usable. Laboratory data from the Hanna Furnace Site will be used to determine whether hazardous wastes have been disposed at the site and to evaluate the potential threat to human health and the environment.

The data validation summary attached indicates which laboratory results are considered non-compliant when compared to the ASP requirements. However, the majority of these non-compliant results represent minor quality control problems and do not affect data usability. The cases where quality control problems affected usability and/or resulted in the rejection of data are discussed in the following sections. In most cases these problems are typical analytical difficulties or are the result of sample matrix problems.

Volatile Organics

The volatile organic compounds (VOCs) analyses were acceptable and may be considered suitable for their intended use. Methylene chloride and acetone, common laboratory contaminants, were detected in the laboratory method blank and the equipment blank. All sample results less than the action level (i.e., 10 times the blank concentration for common contaminants, 5 times for other contaminants) were reported as non-detect. Some calibration problems (continuing calibration percent differences outside acceptance limits) were observed, which represent typical laboratory performance. The affected compounds were qualified as estimated, and this minor deficiency does not affect usability. Samples HFCD101XXX94XD, HFCD103XXX94XX, HFSD101XXX94XX, HFSD102XXX94XX, HFSD102XXX94XD, HFBS106X1294XX, HFBS107X1494XX, HFBS101XX694XX, and HFBS105X1094XX were qualified as estimated because of their low total solids content. This qualification does not affect the usability of these volatile data. One system monitoring compound recovery for sample HFCD109XXX94XX RE was below the acceptance range, indicating a potential low bias. Positive and non-detected results for this sample were qualified as estimated. One system monitoring compound recovery for sample HFPS104XX994XD was above the

acceptance range, indicating a potential high bias. positive results for this sample were qualified as estimated.

For spiked compounds in the matrix spike/matrix spike duplicate (MS/MSD) performed on sample HFCL101XXX94XX, relative percent difference (RPD) were above QC limits. Positive and non-detected results for spiked compounds in this sample and its field duplicate were qualified as estimated. A low internal response for chlorobenzene-d5 was observed in samples HFSS116XXX94XX, HFCD109XXX94XX, and HFSS109XXX94XX. Positive and non-detected results for all associated compounds were qualified as estimated in these samples. Bromochloromethane response was low for sample HFPS104XX994XD. Positive and non-detected results for associated compounds were qualified as estimated in this sample. This does not affect the useability of this data. Toluene did not meet the field duplicate RPD criteria in soil sample HFSS111XXX94XX and its field duplicate. Positive results for toluene were qualified as estimated in these samples. Acetone and benzene exceeded RPD criteria in soil sample HFPS104XX994XX and its field duplicate. Positive results for acetone and benzene were qualified as estimated in this sample and its field duplicate. Ethylbenzene and total xylenes exceeded RPD criteria in sample HFWT101XXX94XX and its field duplicate. Positive results for ethylbenzene and total xylenes were qualified as estimated in this sample and its field duplicate.

Semivolatile Organics

The semivolatile organic compounds (SVOCs) analyses provided acceptable results, and the values may be used as presented. Bis(2-ethylhexyl)phthalate, phenol, and naphthalene, common laboratory contaminants, were detected in the laboratory method blank. All sample results less than the action level (i.e., 10 times the blank concentration for common contaminants, 5 times for other contaminants) were reported as non-detect. Samples HFBS102XXX94XX, HFBS103X1094XX, HFBS104XX894XX, HFBS105X1094XX, HFBS108XX894XX, HFBS110X1294XX, HFBS110X1294XD, HFCD105XXX94XX, HFCD106XXX94XX, HFCD107XXX94XX, HFCD108XXX94XX, HFPS101XX994XX, HFPS102XX594XX, HFPS103XX794XX, HFPS107XX694XX, HFPS108X1094XX, and HFWT102XXX94XX were extracted and/or analyzed beyond the required holding times. Positive and non-detected results for these samples were qualified as estimated.

Some calibration problems (continuing calibration percent differences outside acceptance limits) were observed, which represent typical laboratory performance. The affected compounds were qualified as estimated, and this minor deficiency does not affect usability. However, hexachlorocyclopentadiene did not meet relative standard deviation (RSD) or relative response factor (RRF) criteria for several initial calibrations associated with soil samples. Therefore, positive hexachlorocyclopentadiene results in associated samples were qualified as estimated and non-detected results were rejected. The rejected results should not be used to determine the absence of this compound in associated samples.

Samples HFCD101XXX94XD, HFCD103XXX94XX, HFSD101XXX94XX, HFSD102XXX94XX, HFSD102XXX94XD, HFBS106X1294XX, HFBS107X1494XX,

HFBS101XX694XX, HFBS104XX894XX, and HFBS105X1094XX were qualified as estimated, for all compounds, because of their low total solids content. This qualification does not affect the usability of these semivolatile data.

For samples HFSW102XXX94XX, HFCL101XXX94XX, HFCL101XXX94XD, HFPS101XX994XX, HFPS102XX594XX, HFPS106X1194XX, and HFSS103XXX94XX, at least one acid surrogate recovery was less than 10%. Acid and base neutral compounds are defined in the ASP (p. E-80). Positive results were qualified as estimated and non-detected results were rejected for the acid fraction compounds for those samples. The rejected results should not be used to determine the absence of these compounds in associated samples. At least one base/neutral surrogate recovery was below 10% for sample HFSS108XXX94XX. Positive results were qualified as estimated and non-detected results were rejected for the base/neutral fraction compounds for this sample. For sample HFCL107XXX94XX at least one acid and one base/neutral surrogate recovery was below 10% and positive results were qualified as estimated and non-detected results were rejected for both fractions in this sample. At least two acid surrogate recoveries in sample HFWT101XXX94XX were below acceptance limits but were greater than 10%. Therefore, positive and non-detected results were qualified as estimated for the acid fraction compounds in this sample. At least two base/neutral surrogate recoveries in samples HFSS103XXX94XX, HFSS115XXX94XD, HFSS122XXX94XX were below acceptance limits but greater than 10%. Positive and non-detected results were qualified as estimated for the base neutral fraction compounds in these samples. For samples HFCD105XXX94XX, HFCD107XXX94XX, HFCD108XXX94XX, HFWT101XXX94XD, HFSS101XXX94XX, HFSS102XXX94XX, HFSS104XXX94XX, HFSS105XXX94XX, HFSS106XXX94XX, HFSS107XXX94XX, HFSS117XXX94XX RE, HFSS119XXX94XX RE, HFSS120XXX94XX RE, HFSS124XXX94XX RE, and HFSS125XXX94XX RE, at least two acid and two base/neutral surrogate recoveries were below acceptance limits but greater than 10%. Therefore, positive and non-detected results were qualified as estimated for compounds in both fractions in these samples.

The MS/MSD performed on aqueous sample HFCL101XXX94XX had percent recoveries for acenaphthene; phenol; and 4-chloro-3-methylphenol outside of QC limits. Positive and non-detected results for these compounds were qualified as estimated for this sample and its field duplicate. Positive pentachlorophenol results were qualified as estimated for sample HFMW101XXX94XX because percent recovery of pentachlorophenol in the MS/MSD performed on this sample was above QC limits. In the MS/MSD performed on sample HFCD101XXX94XX, recovery of acenaphthene and pyrene was below 10%. Therefore, positive results for these compounds were qualified as estimated and non-detected results were rejected in this sample and its field duplicate. The rejected results should not be used to determine the absence of these compounds in associated samples. In the same MS/MSD, percent recoveries for phenol; 1,4-dichlorobenzene; N-nitroso-di-propylamine; 1,2,4-trichlorobenzene; and 4-chloro-3-methylphenol were outside of QC limits. Positive and non-detected results for these compounds were qualified as estimated in sample HFCD101XXX94XX and its field duplicate. For sample HFPS104XX994XX and its field

duplicate, the recovery and RPD were above QC limits for pyrene in the MS/MSD. Therefore, positive and non-detected pyrene results were qualified as estimated in this sample and its field duplicate. For sample HFWT101XXX94XX and its field duplicate, the recoveries were below QC limits for phenol; 2-chlorophenol; 1,4-dichlorobenzene; N-nitroso-di-n-propylamine; 1,2,4-trichlorobenzene; 4-chloro-3-methylphenol; acenaphthene; 2,4-dinitrotoluene; pentachlorophenol; and pyrene in the MS/MSD performed. Therefore, positive and non-detected results for these compounds were qualified as estimated in this sample and its field duplicate. In the MS/MSD for sample HFSS111XXX94X, percent recoveries were outside QC limits for pyrene and 2,4-dinitrotoluene. Positive and non-detected results were qualified as estimated for these compounds in sample HFSS111XXX94XX RE and its field duplicate. Percent recovery for pentachlorophenol was below 10% in the same MS/MSD. Therefore, non-detected results were rejected for this compound in sample HFSS111XXX94XX RE and its field duplicate. The rejected results should not be used to determine the absence of pentachlorophenol in these samples. Also in the same MS/MSD, the RPD for acenaphthene, pentachlorophenol, and pyrene was above QC limits. Positive and non-detected results for these compounds were qualified as estimated in sample HFSS111XXX94XX RE and its field duplicate. For sample HFSD102XXX94XX and its field duplicate, N-nitroso-di-n-propylamine; 1,2,4-trichlorobenzene; pyrene; phenol; 1,4-dichlorobenzene; 4-chloro-3-methylphenol; and acenaphthene did not meet QC criteria. Therefore, positive and non-detected results for these compounds were qualified as estimated in sample HFSD102XXX94XX and its field duplicate. For sample HFSS101XXX94XX, percent recovery for pentachlorophenol was less than 10% in its associated MS/MSD. Positive results for this compound were qualified as estimated and non-detected results were rejected in this sample and its field duplicate. The rejected results should not be used to determine the absence of pentachlorophenol in these samples. In the same MS/MSD, recoveries were below QC limits for 1,4-dichlorobenzene; N-nitroso-di-n-propylamine; 1,2,4-trichlorobenzene; 4-chloro-3-methylphenol; acenaphthene; and 2,4-dinitrotoluene. Positive and non-detected results for these compounds were qualified as estimated in sample HFSS101XXX94XX and its field duplicate. This does not affect the useability of this data.

Some precision problems (field duplicate RPD out of criteria) were observed. The affected compounds were qualified as estimated. This minor deficiency does not affect useability.

Some problems were observed with the internal standard response criteria not being met. Table A in the Data Validation Report summarizes the qualifications. Results were qualified as either estimated or rejected. The rejected results should not be used to determine the absence of those compounds in associated samples.

Pesticides/PCBs

The pesticides/PCBs results are acceptable and may be used as presented. Samples HFCD101XXX94XD, HFCD103XXX94XX, HFSD101XXX94XX, HFSD102XXX94XX, HFSD102XXX94XD, HFBS106X1294XX, HFBS107X1494XX, HFBS101XX694XX,

HFBS104XX894XX, and HFBS105X1094XX were qualified as estimated because of their low total solids content.

Samples HFCL101XXX94XX, HFSW103XXX94XX, HFSD101XXX94XX, HFSD102XXX94XD, HFSS101XXX94XD, HFSS101XXX94XX RE, HFSS102XXX94XX RE, HFSS103XXX94XX RE, HFSS104XXX94XX RE, HFSS105XXX94XX RE, HFSS106XXX94XX, HFSS107XXX94XX RE, HFSS108XXX94XX RE, HFSS115XXX94XD RE, HFSS115XXX94XX RE, HFSS116XXX94XX RE, HFSS117XXX94XX RE, HFSS119XXX94XX RE, HFSS120XXX94XX RE, HFSS122XXX94XX RE, HFSS124XXX94XX RE, and HFSS125XXX94XX RE were extracted and/or analyzed beyond the required holding times. Therefore, positive and non-detected results for these samples were qualified as estimated.

During Validation, field equipment blank results were reviewed to assess whether there was potential for cross-contamination of samples from field activities. Equipment blank results show Aroclor-1260 was reported in equipment blanks HFQXXX2XXX94XX (associated with surface water [SW] samples), HFQXXX3XXX94XX (associated with sediment [SD] samples), and HFQXXX7XXX94XX (associated with sump liquid [CL] sample HFCL109XXX94XX). Action levels are calculated at 5 times the concentration in the associated blank in accordance with U.S. Environmental Protection Agency (USEPA) *National Functional Guidelines for Organic Data Review (June 1991)*. Sample results below this action level are considered attributable to blank contamination.

Due to Aroclor-1260 contamination in equipment blank HFQXXX2XXX94XX (2.6 µg/L), positive Aroclor-1260 results for samples HFSW102XXX94XD and HFSW105XXX94XX (reported by the laboratory) were qualified as non-detect (U) during validation because their values are below the calculated action level (13 µg/L).

Aroclor-1260 contamination was detected in equipment blank HFQXXX3XXX94XX. However, all associated positive sample results were below the corrected action level for soil samples and results were qualified by validation as non-detect (U). To correct units from µg/L to µg/Kg a factor of 33 is employed ($1000\text{ml} / 30\text{g} = 33.3$ which is rounded to 33). In this case, the equipment blank HFQXXX3XXX94XX had an Aroclor-1260 value of 0.6 eeg/L. The action level is 99 µg/Kg ($0.6 \times 5 \times 33 = 99$). Aroclor-1260 results for samples HFSD101XXX94XX; HFSD102XXX94XD; HFSD102XXX94XX; and HFSD104XXX94XX, which are associated with equipment blank HFQXXX3XXX94XX, were all below this corrected action level. These samples were reported as non-detect in validation at the SQLs (Sample Quantitation Limit). SQLs are derived by dividing the CRQLs (Contract Required Quantitation Limit) by the individual sample percent solids.

Aroclor-1260 was also detected in equipment blank HFQXXX7XXX94XX (1.1 µg/L). However, the associated sample (HFCL109XXX94XX) has an estimated concentration of 28 µg/L which is above the action level of 5.5 µg/L and is unaffected by this blank contamination.

During instrument performance check, endrin; 4,4'-DDT; and methoxychlor did not meet %D criteria. Positive and non-detected results for these compounds were qualified as estimated in associated samples. Due to method blank contamination, aroclor-1260 results were qualified as non-detected in associated samples whose results were below the calculated action level. Some calibration problems (initial and continuing calibration percent differences outside of criteria) were observed, which represent typical laboratory performance. The affected compounds were qualified as estimated, and this does not affect useability.

Surrogate recoveries were below acceptance limits for one column in samples HFCL106XXX94XX, HFPS104XX994XD, HFSD102XXX94XX, HFSD102XXX94XD, HFSS111XXX94XD, HFSS123XXX94XX, HFSS124XXX94XX RE, and HFSS125XXX94XX RE. Positive and non-detected results were qualified as estimated in associated samples. Because all surrogate recoveries were below acceptance limits, indicating a potential low bias, positive and non-detected results were qualified as estimated for samples HFBS101XX694XX, HFBS102XX694XX, HFBS103XX694XX, HFBS104XX694XX, HFBS105XX694XX, HFBS108XX694XX, HFBS109XX694XX, HFCD107XXX94XX, HFMW101XXX94XX, HFMW102XXX94XX, HFMW103XXX94XX, HFMW104XXX94XX, HFMW105XXX94XX, HFMW106XXX94XX, HFMW107XXX94XX, HFMW108XXX94XX, HFMW109XXX94XX, HFMW110XXX94XX, HFSD101XXX94XX, HFSD104XXX94XX, HFSS110XXX94XX, HFSS121XXX94XX, HFSS103XXX94XX RE, HFSS107XXX94XX RE, HFSS119XXX94XX RE, and HFSS122XXX94XX RE. Surrogate recoveries were less than 10% for at least one column in samples HFCL101XXX94XX, HFCL101XXX94XD, HFCL107XXX94XX, HFCD101XXX94XX, HFCD101XXX94XD, HFCD102XXX94XX, HFCD103XXX94XX, HFCD104XXX94XX, HFSD103XXX94XX, HFSD105XXX94XX, HFSD107XXX94XX, HFPS104XX994XX, HFWT101XXX94XX, HFWT101XXX94XD, HFWT102XXX94XX, HFCD109XXX94XX, HFSS109XXX94XX, HFSS111XXX94XX, HFSS113XXX94XX, HFSS113XXX94XX, and HFSS118XXX94XX. Positive results for compounds using this column were qualified as estimated in associated samples and non-detected results were rejected. The rejected results should not be used to determine the absence of these compounds in associated samples.

Heptachlor; aldrin; and 4,4'-DDT RPDs were above the QC limits in the MS/MSD performed on sample HFCL101XXX94XX. Positive and non-detected results for these compounds were qualified as estimated in this sample. For sample HFMW101XXX94XX, percent recoveries and/or RPD were outside of acceptance limits for gamma-BHC, aldrin, heptachlor, dieldrin, and endrin. Positive and non-detected results for these compounds were qualified as estimated in this sample. Positive results for endrin were qualified as estimated in sample HFCD101XXX94XX because percent recovery (%R) was below acceptance limits in the MS/MSD. Dieldrin %R in this same MS/MSD was below 10%. Positive results were qualified as estimated and non-detected results for dieldrin were rejected in this sample. The rejected results should not be used to determine the absence of dieldrin in this sample. For sample HFSD102XXX94XX, gamma-BHC; aldrin; dieldrin; and endrin %R were below 10%.

Therefore, positive results were qualified as estimated and non-detected results were rejected for these compounds in this sample. RPD was above the QC limits for gamma-BHC; heptachlor; aldrin; dieldrin; endrin; and 4,4'-DDT in this same MS/MSD. Positive and non-detected results for these compounds were qualified as estimated in sample HFSD102XXX94XX. For sample HFSS111XXX94XX, endrin %R was below 10% in the MS/MSD. Positive results for endrin were qualified as estimated and non-detected results were rejected for this sample. The rejected results should not be used to determine the absence of endrin in this sample. Also for sample HFSS111XXX94XX, dieldrin %R was below the acceptance range and positive results for dieldrin were qualified as estimated in this sample. Also for this sample, RPD was above acceptance limits for gamma-BHC; heptachlor; aldrin; dieldrin; endrin; and 4,4'-DDT. Positive and non-detected results for these compounds were qualified as estimated in this sample. For sample HFSS101XXX94XX RE, gamma-BHC; aldrin; dieldrin; and endrin %R were below 10% in the MS/MSD. Therefore, positive results for these compounds were qualified as estimated and non-detected results were rejected for this sample. The rejected results should not be used to determine the absence of these compounds in affected samples. Also in sample HFSS101XXX94XX RE, RPD was above the QC limits for gamma-BHC; heptachlor; aldrin; dieldrin; and 4,4'-DDT. Positive and non-detected results were qualified as estimated for these compounds in this sample.

Some precision problems (RPD out of criteria) were observed in the field duplicates on samples HFCD101XXX94XX, HFSS111XXX94XX, HFSS101XXX94XX, and HFSS115XXX94XX. The affected compounds were qualified as estimated. This does not affect the useability of this data.

Some retention time problems (%D between primary and confirmation columns) were observed. Table B in the Data Validation Report summarizes the qualifications taken due to %D being out of criteria. The affected samples were qualified as estimated or were rejected. The rejected results should not be used to determine the absence of these compounds in the affected samples.

Inorganics

The majority of the inorganics analyses are acceptable and may be used as presented. Some calibration problems (%R for CRDL standards out of acceptance range) were observed, which represent typical laboratory performance. The affected analytes were qualified as estimated, and this deficiency does not affect useability. Spike recoveries for manganese and cyanide were below 30% in one matrix spike analysis. Positive and non-detected results for cyanide and manganese were rejected in associated samples. The rejected results should not be used to determine the absence of these analytes in the affected samples. Percent recoveries for arsenic, lead, selenium, and thallium were outside of acceptance limits. Positive and non-detected results were qualified as estimated in associated samples. Percent recoveries for iron and silver were above 150%, indicating a potential high bias. Positive results for iron and silver were rejected in associated samples. The rejected results should not be used to determine the absence of these analytes in associated samples. Percent recoveries for silver,

selenium, and cyanide in soil matrix spike analyses were less than 10%, indicating a potential low bias. Positive and non-detected results were rejected for these analytes in associated samples. Percent recoveries for antimony, arsenic, cadmium, copper, lead, mercury, selenium, silver, and cyanide in soil matrix spike analyses were outside of acceptance limits. Positive and non-detected results were qualified as estimated for these analytes in associated samples. Percent recoveries for copper and cyanide in soil matrix spike analyses were above acceptance limits, indicating a potential high bias. Positive results for these analytes were qualified as estimated in associated samples. Percent recovery for copper in one soil matrix spike analysis was above 200%. Positive results for copper were rejected in associated samples. The rejected results should not be used to determine the absence of copper in associated samples.

Some precision problems in Graphite Furnace Atomic Absorption (GFAA) analysis (post digestion % recoveries out of acceptance limits) were observed. The affected analytes were qualified as estimated, and this deficiency does not affect useability. The correlation coefficient of the method of standard additions (MSA) used to obtain the arsenic result in sample HFCL101XXX94XD was below 0.990, the result was rejected. The rejected result should not be used to determine the absence of arsenic in this sample. The correlation coefficient of the MSA used to obtain the selenium results for samples HFMW101XXX94XD, HFSS101XXX94XD, HFSS116XXX94XX, HFBS106X1294XX, and HFSS111XXX94XD were outside of acceptance limits. The selenium results were qualified as estimated in these samples. The correlation coefficient for the MSA used to obtain the selenium result for sample HFBS101XX694XX was below 0.990 and the selenium result was rejected in this sample. The rejected result should not be used to determine the absence of selenium in this sample.

Aluminum, cadmium, iron, lead, manganese, and zinc aqueous serial dilution results did not meet QC criteria. Positive and non-detected results for those analytes in associated samples were qualified as estimated. Cadmium, chromium, iron, and zinc soil serial dilution results did not meet QC criteria. Positive and non-detected results for these analytes in associated samples were qualified as estimated. This does not affect the useability of this data.

Positive and non-detected results for all analytes were qualified as estimated in samples HFCD101XXX94XD, HFCD103XXX94XX, HFBS101XX694XX, HFBS104XX894XX, HFBS105X1094XX, HFBS106X1294XX, HFBS107X1494XX, HFSD101XXX94XX, HFSD102XXX94XX, and HFSD102XXX94XD because the percent solids in these samples was between 10% and 50%.

Some precision problems for field blank analyses (RPD outside of acceptance criteria) were observed, which represent typical laboratory performance. The affected analytes were qualified as estimated, and this deficiency does not affect useability.

EP Toxicity/ Hazardous waste characteristics

Samples HFCD105XXX94XX, HFCD106XXX94XX, HFCD107XXX94XX, HFCD108XXX94XX, HFWT101XXX94XX, HFWT101XXX94XD, and HFWT102XXX94XX were analyzed beyond the required hold time for mercury analysis. Positive mercury results for these samples were qualified as estimated and non-detected results were rejected. The rejected results should not be used to determine the absence of mercury in these samples.

Cadmium contamination was found in a method blank. All sample results less than the action level (10 times the IDL) were qualified as estimated.

Laboratory duplicate results were not within acceptance limits for antimony, barium, cadmium, chromium, lead, and silver. Positive and non-detected results for these analytes were qualified as estimated.

Some precision problems (matrix spike percent recoveries outside of acceptance criteria) were observed. The affected analytes were qualified as estimated. This minor deficiency does not affect useability.

Field duplicate criteria were not met for cadmium and chromium in sample HFCD101XXX94XX and its field duplicate. Positive and non-detected results for cadmium and chromium were qualified as estimated in this sample and its field duplicate. For sample HFWT101XXX94XD and its field duplicate, QC criteria were not met for lead. Positive and non-detected results for lead were qualified as estimated for this sample and its field duplicate. For sample HFSS111XXX94XX and its field duplicate, QC criteria were not met for barium, cadmium, and lead. Positive and non-detected results for these analytes were qualified as estimated in this sample and its field duplicate.

All QC criteria were met for corrosivity, ignitability, reactive cyanide, and reactive sulfide.

Tentatively Identified Compounds (TICs)

The ASP analytical procedures for volatile and semivolatile organics may also detect the presence of additional compounds which are not included on the Target Compound List. The mass spectra of these non-target compounds (up to 10 VOCs and 20 SVOCs) are compared to library spectra using a computerized search routine, and the best matches are evaluated by the laboratory. If a good library match can not be made the compound is reported as "unknown". The concentrations are estimated by comparing the compound's response to the that of the closest internal standard. Uncertainty exists when using TICs and care must be used when using this data.

Data Quality Objectives (DQOs)

DQOs are based on the premise that different data uses require different levels of data quality. Data quality refers to the degree of uncertainty of analytical data with respect to precision, accuracy, representativeness, completeness, and comparability (PARCC). These objectives are

established based on site conditions, the purpose of the field program, and the knowledge of the measurement systems used for generation of the analytical data.

No major quality control problems were observed during the data validation process which would affect the usability of the sample results. A discussion of the laboratory data quality as it relates to the PARCC objectives is presented below.

Precision and Accuracy.

Precision refers to the reproducibility of a measurement under certain specified conditions, and accuracy measures the bias associated with the sampling and analysis process. Precision and accuracy are affected by both field and laboratory conditions. Precision was monitored through the analysis of field and laboratory duplicate samples; accuracy was measured through the analysis of field and laboratory blanks, matrix spikes, and surrogate spikes. The ASP protocols used for the analysis of samples define the criteria for acceptable precision and accuracy. No major precision and accuracy problems were observed which would affect usability. Some matrix spike recoveries (listed previously) were outside of acceptance criteria, indicating a potential accuracy problem. In general these deficiencies are considered minor and do not affect usability.

Several target analytes were reported at concentrations less than the CRQL (and were qualified as estimated, "J"). Uncertainty exists for the quantitation of concentrations less than the CRQL. While these results provide information on the presence of contamination, these values should be qualified for use in decisions. In some cases precision between the two columns used for pesticides/PCBs analyses was outside the acceptance limit, and the results were qualified with a "P" by the laboratory. While these concentrations should be considered as estimated, they provide an indication of contamination and are suitable for use.

Representativeness.

Measurements are made so that the results obtained are representative of the sampling population, the medium (e.g. soil and groundwater), and the site conditions. The sampling protocols were developed to ensure that the samples were representative of the media, that sampling locations were properly selected, and that a sufficient number of samples were collected. Sample handling protocols (chain-of-custody, storage, and transportation) were adequate to preserve the sample integrity. Proper documentation established that the correct protocols had been followed. Co-located samples (field duplicates) were also collected to assess representativeness, and no major problems were observed which would affect usability.

Completeness.

The characteristic of completeness is defined as the percent of valid data obtained as compared to what would be expected under normal conditions. The USEPA has found that CLP protocols typically generate data that is 80% complete. Because sampling activities are often influenced by field conditions the Hanna Furnace Site Work Plan provided estimates of the number of samples to be collected during the field program. There were no significant

deviations from the proposed field program. Corrosivity, ignitability, reactive cyanide, and reactive sulfide were 100% complete. VOC and SVOC analyses were 99% complete, pesticide analyses were 96% complete, EPTOX analyses were 97% complete, and inorganic analyses were 95% complete.

Comparability.

The characteristic of comparability reflects both the internal consistency of measurements and the expression of results in units which are consistent with other organizations reporting similar data. Each value reported for a given measurement should be similar to other values within the same data set and with other related data sets. Comparability was assured through the use of standardized sampling procedures and ASP analytical methods.



**ABB Environmental Services
Data Validation Report
PSA-14 Hanna Furnace
April 25, 1995**

I. INTRODUCTION

This report summarizes the data validation results for the data packages generated by Nytest Environmental Inc. concerning the water and soil samples collected from October 10, 1994 to November 29, 1994. Review was performed in accordance with the U.S. Environmental Protection Agency (USEPA) *National Functional Guidelines for Organic Data Review (June 1991)* and *Laboratory Data Validation Functional Guidelines for Evaluating Inorganics Analyses (October 1989)*, along with the appropriate USEPA Region II validation SOPs and New York State Department of Environmental Conservation (NYSDEC) revision to these Region II SOPs. The data tables referred to in this memo consist of the following:

Table 1: Laboratory Report of Analysis

Table 2: Validation / Summary Table

Table 1 presents the analytical results as reported by the laboratory. Table 2 presents the validated results with the appropriate data qualifiers. The laboratory qualifiers used on Table 1 are defined in Attachment I; data validation qualifiers used on Table 2 are defined in Attachment II. For all analyses, sample results qualified with a "U" due to blank contamination were treated as positive results when further qualification was needed (i.e., when validation action applied to positive results), except in the case of field duplicated evaluation, which was done after blank evaluation, and where results qualified with a "U" were considered non-detected. For all organics analyses, compound results below the contract required quantitation limit (CRQL) were flagged with a "J" by the laboratory on Table 1. These results were considered estimated and flagged with a "J" on Table 2. Compound results greater than the calibration range were flagged with an "E" by the laboratory and on Table 1. Samples containing these compounds were diluted and reanalyzed, and the diluted results flagged with a "D" by the laboratory and on Table 1. On Table 2, the diluted results for all compounds beyond calibration range were inserted into the original results and the remainder of the diluted analysis deleted from Table 2. Pesticides/PCBs that had greater than 25% difference between the two analytical columns were flagged with a "P" by the laboratory. On Table 2, compounds qualified by the lab with a P were qualified with "J", "JN", or "R", depending on the percent difference (%D). In cases where samples were reanalyzed due to a quality control (QC) failure during the original analysis of the sample, the results of the analysis requiring less rigorous qualification was reported on Table 2. For all inorganic analyses, analyte results below the contract required detection limit (CRDL) were flagged with a "B" by the laboratory on Table 1. These results were considered estimated and were flagged with a "J" on Table 2.

The samples were analyzed using the following methods:

- Target Compound List (TCL) Volatile Organic Compounds (VOCs) - NYSDEC Analytical Services Protocol (ASP) 91-1
- TCL Semivolatile Organic Compounds (SVOCs) - NYSDEC ASP 91-2
- TCL Pesticides/PCBs - NYSDEC ASP 91-3
- TCL Inorganics - NYSDEC ASP Contract Laboratory Program Superfund Methods
- EP Toxicity metals (USEPA SW-846: 1310/Superfund CLP-M)
- Ignitability, corrosivity, and reactivity (USEPA SW-846: 1010, 9045, and Section 7.3, respectively)

This narrative presents a summary of the laboratory QC deficiencies and the resulting qualification of the data.

II. VOLATILE ORGANIC COMPOUNDS

A. Holding Times

Holding times are evaluated to address the validity of the results based on the elapsed time from Validated Time of Sample Receipt (VTSR) to analysis. All samples were analyzed within the required 7 day holding time.

B. Gas Chromatograph/Mass Spectrometer (GC/MS) Instrument Performance Check

Bromofluorobenzene (BFB) is analyzed every 12 hours to verify the instrument's mass resolution, identification, and sensitivity. All BFB ion abundance criteria were met.

C. GC/MS Initial and Continuing Calibration

Initial calibration demonstrates instrument linearity and ensures that the instrument can produce acceptable qualitative and quantitative results. The initial calibration percent relative standard deviation (%RSD) must be less than 30%, and the relative response factor (RRF) must be greater than 0.05. If %RSD is between 30% and 50% only positive results are qualified as estimated. If %RSD is between 50% and 90%, positive and non-detected results are qualified as estimated. If %RSD is greater than 90%, or if any RRF is less than 0.05, positive results are qualified as estimated and non-detected results are rejected. Relative standard deviation for methylene chloride, acetone, and chloromethane was between 30% and 50% for several initial calibrations associated with aqueous samples; therefore, positive results for those compounds were qualified as estimated in associated aqueous samples. Relative standard deviation for acetone and 2-butanone was between 30% and 50% for several initial calibrations associated with soil samples; therefore, positive results for those compounds were qualified as estimated in all associated soil samples. Relative standard deviation for methylene chloride was between 50% and 90% for

several initial calibrations associated with soil samples; therefore, positive and non-detected methylene chloride results were qualified as estimated in associated soil samples.

Continuing calibration checks are performed every 12 hours to demonstrate that the instrument can produce acceptable qualitative and quantitative results as established by the initial calibration. The continuing calibration %D must be less than 25%, and the RRF must be greater than 0.05. If the %D is between 25% and 50%, only positive results are qualified as estimated. If the %D is between 50% and 90%, positive and non-detected results are qualified as estimated. If the %D is greater than 90%, or if any RRF is less than 0.05, positive results are qualified as estimated and non-detected results are rejected. The %D for methylene chloride was above 90% for one continuing calibration standard associated with aqueous samples; therefore, positive methylene chloride results were qualified as estimated and non-detected results were rejected in associated aqueous samples. The %D for methylene chloride was between 25% and 50% in one continuing calibration standard; therefore, positive methylene chloride results were qualified as estimated in associated aqueous samples. The %D was between 25% and 50% for methylene chloride, acetone, and 2-butanone in several continuing calibration standards associated with soil samples; therefore, positive results for these compounds were qualified as estimated in associated soil samples. The %D was between 50% and 90% for chloroethane, methylene chloride, and 4-methyl-2-pentanone, each in one continuing calibration standard associated with soil samples; therefore, positive and non-detected results for those compounds were qualified as estimated in associated soil samples.

D. Blanks

Laboratory (method) and field (trip/equipment) blanks are analyzed to determine the presence and magnitude of contamination resulting from field or laboratory activities. Action levels are calculated at 5 times the concentration in the associated blank (10 times for methylene chloride, acetone, and 2-butanone). Sample results below this action level are considered attributable to blank contamination; results greater than this level are considered to be acceptable. Due to trip, equipment, or laboratory method blank contamination, methylene chloride, acetone, toluene, ethylbenzene, and total xylene results were qualified as non-detect in associated samples where the results were below the calculated blank action level.

E. System Monitoring Compounds Recoveries

System monitoring compounds are added to all samples and blanks prior to analysis to assess recovery (accuracy). If a system monitoring compound percent recovery (%R) is below the acceptance range (as stated in the NYSDEC ASP) but greater than 10% for a sample, positive and non-detected results for that sample are qualified as estimated. If %R is below 10%, positive results are qualified as estimated and non-detected results are rejected for the affected sample. If %R is above acceptance range, only positive results are qualified as estimated. One system monitoring compound recovery for HFCD109XXX94XX RE was below the method acceptance range but above 10%, indicating a potential low bias; therefore, positive and non-detected results

for this sample were qualified as estimated. One system monitoring compound recovery for HFPS104XX994XD was above the method acceptance range, indicating a potential high bias; therefore, positive results for this sample were qualified as estimated.

F. Matrix Spike/Matrix Spike Duplicate (MS/MSD)

MS/MSD analyses are performed at a frequency of 5% to assess method precision and accuracy. Action is taken if recoveries are outside the acceptance range (as stated in the NYSDEC ASP), or if the relative percent difference (RPD) for spiked compounds is above the control limit (also stated in the NYSDEC ASP). Ten MS/MSD analyses were performed: two for medium level soil samples, five for low level soil samples, and three for aqueous samples. Relative percent difference were above QC limits for all spiked compounds in the MS/MSD performed on aqueous sample HFCL101XXX94XX; therefore, positive and non-detected results for the spiked compounds in sample HFCL101XXX94XX and its field duplicate HFCL101XXX94XD were qualified as estimated.

G. Field Duplicates

Field duplicate samples are collected and analyzed to assess sampling and analytical precision. Field duplicate control limits are: RPD of less than 30% for water samples and 50% for soil samples. When action is necessary, only positive results in the original sample and its field duplicate are qualified. Toluene did not meet the RPD control limit in soil sample HFSS111XXX94XX and its field duplicate HFSS111XXX94XD. Positive result for this compound in HFSS111XXX94XD was qualified as estimated. No action was required for sample HFSS111XXX94XX, because toluene was not detected in that sample. Acetone and benzene exceeded the RPD control limit in soil sample HFPS104XX994XX and its field duplicate HFPS104XX994XD. Positive results for these compounds in HFPS104XX994XX were qualified as estimated. No action was required for the field duplicate, because these compounds were not detected in that sample. Ethylbenzene and total xylenes exceeded the RPD control limit in soil sample HFWT101XXX94XX and its field duplicate HFWT101XXX94XD; therefore, positive results for these compounds in HFWT101XXX94XX were qualified as estimated, and positive total xylene result in sample HFWT101XXX94XD was qualified as estimated. Ethylbenzene was not detected in sample HFWT101XXX94XD.

H. Internal Standard Response

The internal standard response is monitored for each sample to verify GC/MS sensitivity and the stability of the detector's response. The internal standard area must be >50% and <100%, and the retention time must be within ± 30 seconds of the associated calibration standard. If the internal standard area count in the sample is above the upper limit, positive results for compounds quantitated with this internal standard are qualified as estimated. If the internal standard area count in a sample is below the lower limit but above 25%, positive and non-detected results for compounds quantitated with this internal standard are qualified as estimated. If the internal

standard area count in the sample is below 25% of the internal standard area in the associated calibration standard, positive results are qualified as estimated and non-detected results are rejected for compounds quantitated with this internal standard. Chlorobenzene-d5 response was low, but greater than 25% of the associated continuing calibration standard response, for samples HFSS116XXX94XX, HFCD109XXX94XX, and HFSS109XXX94XX; therefore, positive and non-detected results for all compounds (i.e., 2-hexanone; 4-methyl-2-pentanone; tetrachloroethene; 1,1,2,2-tetrachloroethane; toluene; chlorobenzene; ethylbenzene; styrene; and total xylene) quantitated with chlorobenzene-d5 were qualified as estimated in samples HFSS116XXX94XX, HFCD109XXX94XX, and HFSS109XXX94XX. Bromochloromethane response was low, but greater than 25% of the associated continuing calibration standard response, for sample HFPS104XX994XD. Positive and non-detected results for all compounds [i.e., chloromethane; bromomethane; vinyl chloride; chloroethane; methylene chloride; acetone; carbon disulfide; 1,1-dichloroethene; 1,1-dichloroethane; 1,2-dichloroethene (tot.); chloroform; 1,2-dichloroethane; and 2-butanone] quantitated with bromochloromethane were qualified as estimated in sample HFPS104XX994XD.

I. Target Compound Identification

Chromatograms and mass spectra are reviewed to minimize the reporting of false positive and false negatives. For each compound detected, the relative retention time must be within ± 0.06 units and the qualitative criteria for mass spectral identification must be met. No problems were observed.

J. Compound Quantitation

Laboratory calculations were checked to verify that reported concentrations and CRQLs were accurate. The calculations which were reviewed were performed correctly, and the CRQLs were adjusted for sample size, percent solid content for soil samples, and dilution factor. Soil sample percent solid content is evaluated to determine whether the sample was correctly classified as a soil. If solid content falls between 10% and 50% positive and non-detected results are estimated. If solid content is less than 10% results are calculated and reported as an aqueous sample. Samples HFCD101XXX94XD, HFCD103XXX94XX, HFSD101XXX94XX, HFSD102XXX94XX, HFSD102XXX94XD, HFBS106X1294XX, HFBS101XX694XX, HFBS104XX894XX, and HFBS105X1094XX have solid content between 10% and 50%; therefore, positive and non-detected results for all compounds in those samples were qualified as estimated.

K. Tentatively Identified Compounds (TICs)

All TIC spectra were reviewed to verify that the identifications were acceptable, laboratory contamination was taken into account, and the correct assignments of compound classes were made. Reported concentrations are estimated (J) values.

III. SEMIVOLATILE ORGANIC COMPOUNDS

A. Holding Times

Holding times are evaluated to address the validity of the results based on the elapsed time from VTSR to analysis. Sample extraction must be performed within 5 days of VTSR (re-extractions are allowed a 10-day holding time), and sample analysis must be done within 40 days of VTSR. Samples HFBS102XX894XX, HFBS103X1094XX, HFBS104XX894XX, HFBS105X1094XXX, HFBS108XX894XX, HFBS110X1294XX, HFBS110X1294XD, HFCD105XXX94XX, HFCD106XXX94XX, HFCD107XXX94XX, HFCD108XXX94XX, HFPS101XX994XX, HFPS102XX594XX, HFPS103XX794XX, HFPS107XX694XX, HFPS108X1094XX, and HFWT102XXX94XX were extracted and/or analyzed beyond the required holding time; positive and non-detected results for those samples were qualified as estimated.

B. GC/MS Instrument Performance Check

Decafluorotriphenylphosphine (DFTPP) is analyzed every 12 hours to verify the instrument's mass resolution, identification, and sensitivity. All DFTPP ion abundance criteria were met.

C. GC/MS Initial and Continuing Calibration

Initial calibration demonstrates instrument linearity and ensures that the instrument can produce acceptable qualitative and quantitative results. The initial calibration %RSD must be less than 30%, and the RRF must be greater than 0.05. If %RSD is between 30% and 50%, associated positive results are qualified as estimated. If %RSD is between 50% and 90%, associated positive and non-detected results are qualified as estimated. If %RSD is greater than 90%, or if any RRF is less than 0.05, associated positive results are qualified as estimated and non-detected results are rejected. No action was necessary for aqueous samples due to initial calibration standards outside of acceptance limits. Hexachlorocyclopentadiene did not meet %RSD or RRF criteria for several initial calibrations associated with soil samples; therefore, positive hexachlorocyclopentadiene results in associated samples were qualified as estimated, and non-detected results were rejected. Diethylphthalate and benzo(k)fluoranthene %RSD was greater than 30%, but less than 50%; therefore, positive results for those compounds in associated samples were qualified as estimated.

Continuing calibration checks are performed every 12 hours to demonstrate that the instrument can produce acceptable qualitative and quantitative results as established by the initial calibration. The continuing calibration %D must be less than 25%, and the RRF must be greater than 0.05. If the %D is between 25% and 50%, only positive results are qualified as estimated. If the %D is between 50% and 90%, positive and non-detected results are qualified as estimated. If the %D is greater than 90%, or if any RRF is less than 0.05, positive results are qualified as estimated and non-detected results are rejected. Pentachlorophenol positive results were qualified as estimated for aqueous samples associated with continuing calibrations whose %D for this compound were

between 25% and 50%. Hexachlorocyclopentadiene; 3,3'-dichlorobenzidine; and 2,4-dinitrophenol positive and non-detected results were qualified as estimated for aqueous samples associated with continuing calibrations whose %D for these compounds were between 50% and 90%. Hexachlorocyclopentadiene positive results were qualified as estimated and non-detected results were rejected for aqueous samples associated with continuing calibrations with an RRF below 0.05 for that compound. 2-Methylnaphthalene; carbazole; bis (2-ethylhexyl)phthalate di-n-octylphthalate; benzo(k)fluoranthene; indeno(1,2,3-cd)pyrene; and benzo(g,h,i)perylene positive results were qualified as estimated for soil samples associated with continuing calibrations whose %D for these compounds were between 25% and 50%. Hexachlorocyclopentadiene; 2,4-dinitrophenol; 4-nitroaniline; 4,6-dinitro-2-methylphenol; and 3,3'-dichlorobenzidine positive and non-detected results were qualified as estimated for soil samples associated with continuing calibrations whose %D for these compounds were between 50% and 90%. 2,4-Dinitrophenol: positive results were qualified as estimated and non-detected results were rejected for soil samples associated with continuing calibrations whose %D for that compound was above 90%. Hexachlorocyclopentadiene; 2,4-dinitrophenol; and 4,6-dinitro-2-methylphenol positive results were qualified as estimated and non-detected results were rejected for soil samples associated with continuing calibrations with an RRF below 0.05 for those compounds.

D. Blanks

Laboratory (method) and field (equipment) blanks are analyzed to determine the presence and magnitude of contamination resulting from field or laboratory activities. Action levels are calculated at 5 times the concentration in the associated blank (10 times for phthalates). Sample results below this action level are considered attributable to blank contamination; results greater than this level are considered to be acceptable. Due to equipment or laboratory method blank contamination, phenol; naphthalene; and bis(2-ethylhexyl)phthalate results were qualified as non-detected in associated samples where the results were below the calculated blank action level.

E. Surrogate Recoveries

Surrogates are added to all samples and blanks prior to extraction to assess recovery (accuracy). If any two acid or base/neutral surrogates are below the acceptance range (as stated in the NYSDEC ASP) but above 10% for a sample, positive and non-detected results for all compounds of the same fraction are qualified as estimated. If %R is below 10% for any acid or base/neutral surrogate in a sample, positive results are qualified as estimated and non-detected results are rejected for compounds in that fraction. If %R is above acceptance range for two acid or base/neutral surrogates in a sample, only positive results for compounds in that fraction are qualified as estimated. All actions apply to the sample with surrogate %R outside of acceptance limits only. At least one acid surrogate recovery was below 10% for samples HFSW102XXX94XX, HFCL101XXX94XX, HFCL101XXX94XD, HFPS101XX994XX, HFPS102XX594XX, HFPS106X1194XX, HFSS103XXX94XX; therefore, positive results were qualified as estimated and non-detected results were rejected for the acid fraction compounds for those samples. At least one base/neutral surrogate recovery was below 10% for sample

HFSS108XXX94XX; therefore, positive results were qualified as estimated and non-detected results were rejected for the base/neutral fraction compounds for this sample. At least one acid and one base/neutral surrogate recovery was below 10% for sample HFCL107XXX94XX; therefore, positive results were qualified as estimated and non-detected results were rejected for both fractions in the sample. At least two acid surrogate recoveries in sample HFWT101XXX94XX were below acceptance limits but greater than 10%; therefore, positive and non-detected results were qualified as estimated for the acid fraction compounds in the sample. At least two base/neutral surrogate recoveries in samples HFSS103XXX94XX, HFSS115XXX94XD, HFSS122XXX94XX were below acceptance limits but greater than 10%; therefore, positive and non-detected results were qualified as estimated for the base/neutral fraction compounds in those samples. At least two acid and two base/neutral surrogate recoveries in samples HFCD105XXX94XX, HFCD107XXX94XX, HFCD108XXX94XX, HFWT101XXX94XD, HFSS101XXX94XX, HFSS102XXX94XX, HFSS104XXX94XX, HFSS105XXX94XX, HFSS106XXX94XX, HGSS107XXX94XX, HFSS117XXX94XX RE, HFSS119XXX94XX RE, HFSS120XXX94XX RE, HFSS124XXX94XX RE, and HFSS125XXX94XX RE were below acceptance limits but greater than 10%; therefore, positive and non-detected results were qualified as estimated for compounds from both fractions in those samples.

F. Matrix Spike/Matrix Spike Duplicate

MS/MSD analyses are performed at a frequency of 5% to assess method precision and accuracy. Action is taken if recoveries are outside the acceptance range (as stated in the NYSDEC ASP), or if the RPD for spiked compounds is above the control limit (also stated in the NYSDEC ASP). Nine MS/MSD analyses were performed, three for aqueous samples, five for low level soil samples, and one for medium level soil samples. Percent recovery for acenaphthene in the MS/MSD performed on aqueous sample HFCL101XXX94XX was below QC limits, but above 10%; therefore, positive and non-detected acenaphthene results were qualified as estimated for sample HFCL101XXX94XX and its field duplicate HFCL101XXX94XD. In the same MS/MSD, RPD for phenol; 4-chloro-3-methylphenol; acenaphthene; and pyrene was above QC limits; therefore, positive and non-detected results for those compounds in sample HFCL101XXX94XX and its field duplicate HFCL101XXX94XD were qualified as estimated. Percent recovery for pentachlorophenol in the MS/MSD performed on aqueous sample HFMW101XXX94XX was above QC limits; therefore, positive pentachlorophenol results were qualified as estimated for sample HFMW101XXX94XX. Pentachlorophenol was not detected in field duplicate HFMW101XXX94XD; therefore, no action was required. Recovery was below 10% for acenaphthene and pyrene in the MS/MSD performed on soil sample HFCD101XXX94XX; therefore, positive results for these compounds were qualified as estimated, and non-detected results were rejected for sample HFCD101XXX94XX and its field duplicate HFCD101XXX94XD. In the same MS/MSD, %R for phenol; 1,4-dichlorobenzene; N-nitroso-di-propylamine; and 1,2,4-trichlorobenzene was below QC limits, but above 10%; therefore, positive and non-detected results for those compounds were qualified as estimated for sample HFCD101XXX94XX and its field duplicate HFCD101XXX94XD. Also in the same MS/MSD,

RPD for 1,4-dichlorobenzene; 1,2,4-trichlorobenzene; and 4-chloro-3-methylphenol was above QC limits; therefore, positive and non-detected results for those compounds were qualified as estimated for sample HFCD101XXX94XX and its field duplicate HFCD101XXX94XD. Recovery and RPD were above the QC limits for pyrene in the MS/MSD performed on soil sample HFPS104XX994XX; therefore, positive and non-detected pyrene results were qualified as estimated for sample HFPS104XX994XX and its field duplicate HFPS104XX994XD. Recovery was below the QC limit for phenol; 2-chlorophenol; 1,4-dichlorobenzene; N-nitroso-di-n-propylamine; 1,2,4-trichlorobenzene; 4-chloro-3-methylphenol; acenaphthene; 2,4-dinitrotoluene; pentachlorophenol; and pyrene in the MS/MSD performed on soil sample HFWT101XXX94XX; therefore, positive and non-detected results for those compounds in sample HFWT101XXX94XX and its field duplicate HFWT101XXX94XD were qualified as estimated. Percent recovery was above the QC limits for pyrene in the MS/MSD performed on soil sample HFSS111XXX94XX; therefore, positive pyrene results were qualified as estimated for sample HFSS111XXX94XX RE and its field duplicate HFSS111XXX94XD RE. In the same MS/MSD, the %R was low for 2,4-dinitrotoluene; therefore, positive and non-detected results for this compound in sample HFSS111XXX94XX RE and its field duplicate HFSS111XXX94XD RE were qualified as estimated. Percent recovery for pentachlorophenol was below 10% in the same MS/MSD; therefore, non-detected results were rejected for this compound in sample HFSS111XXX94XX RE and its field duplicate HFSS111XXX94XD RE. Also in the same MS/MSD, RPD for acenaphthene; pentachlorophenol; and pyrene was above QC limits. Positive and non-detected results for those compounds in sample HFSS111XXX94XX RE and its field duplicate HFSS111XXX94XD RE were qualified as estimated. Recovery was below QC limits but above 10% for N-nitroso-di-n-propylamine; 1,2,4-trichlorobenzene; and pyrene, and RPD was above QC limits for phenol; 1,4-dichlorobenzene; 1,2,4-trichlorobenzene; 4-chloro-3-methylphenol; acenaphthene; and pyrene in the MS/MSD performed on soil sample HFSD102XXX94XX; therefore, positive and non-detected results for those compounds in sample HFSD102XXX94XX and its field duplicate HFSD102XXX94XD RE were qualified as estimated. Percent recovery for pentachlorophenol was below 10%, and RPD exceeded QC limits in the MS/MSD performed on sample HFSS101XXX94XX; therefore, positive results were qualified as estimated and non-detected results were rejected in sample HFSS101XXX94XX and its field duplicate HFSS101XXX94XD. Recovery was below QC limits but above 10% for 1,4-dichlorobenzene; N-nitroso-di-n-propylamine; 1,2,4-trichlorobenzene; 4-chloro-3-methylphenol; acenaphthene; and 2,4-dinitrotoluene in the same MS/MSD; therefore, positive and non-detected results for those compounds in sample HFSS101XXX94XX and its field duplicate HFSS101XXX94XD were qualified as estimated.

G. Field Duplicates

Field duplicate samples are collected and analyzed to assess sampling and analytical precision. Field duplicate control limits are: RPD of less than 30% for water samples and 50% for soil samples. Isophorone did not meet the control limit in aqueous sample HFCL101XXX94XX and its duplicate, HFCL101XXX94XD; therefore, positive results for this compound in the original sample and its field duplicate were qualified as estimated. 4-Methylphenol; 2,4-dimethylphenol;

naphthalene; bis(2-ethylhexyl)phthalate); and pentachlorophenol did not meet the control limit in aqueous sample HFMW101XXX94XX and its duplicate, HFMW101XXX94XD; therefore, positive results for these compounds in the original sample and its field duplicate were qualified as estimated. 2-Methylnaphthalene and dibenzofuran did not meet the control limit in soil sample HFCD101XXX94XX and its duplicate, HFCD101XXX94XD; therefore, positive results for these compounds in the original sample and its field duplicate were qualified as estimated. Bis(2-ethylhexyl)phthalate did not meet the control limit in soil sample HFBS110X1294XX and its duplicate, HFBS110X1294XD; therefore, positive results for this compound in the original sample and its field duplicate were qualified as estimated. Phenanthrene; fluoranthene; pyrene; benzo(a)anthracene; chrysene; benzo(b)fluoranthene; benzo(k)fluoranthene; benzo(a)pyrene; indeno(1,2,3-cd)pyrene; dibenz(a,h)anthracene; benzo(g,h,i)perylene did not meet the control limit in soil sample HFPS104XX994XX and its duplicate, HFPS104XX994XD; therefore, positive results for this compound in the original sample and its field duplicate were qualified as estimated. Nitrobenzene; acenaphthylene; acenaphthene; pyrene; benzo(a)anthracene; di-n-octylphthalate; benzo(b)fluoranthene; dibenz(a,h)anthracene; and benzo(g,h,i)perylene did not meet the control limit in soil sample HFSS111XXX94XX RE and its duplicate HFSS111XXX94XD RE; therefore, positive results for this compound in the original sample and its field duplicate were qualified as estimated. Naphthalene; 2-methylnaphthalene; acenaphthene; fluorene; phenanthrene; fluoranthene; pyrene; benzo(a)anthracene; chrysene; benzo(b)fluoranthene; benzo(k)fluoranthene; benzo(a)pyrene; indeno(1,2,3-cd)pyrene; and benzo(g,h,i)perylene did not meet the control limit in soil sample HFSD102XXX94XX and its field duplicate HFSD102XXX94XD; therefore, positive results for this compound in the original sample and its field duplicate were qualified as estimated. Naphthalene and 2-methylnaphthalene did not meet the control limit in soil sample HFSS101XXX94XX and its duplicate HFSS101XXX94XD; therefore, positive results for this compound in the original sample and its field duplicate were qualified as estimated. Naphthalene; dibenzofuran; anthracene; dibenz(a,h)anthracene; and benzo(g,h,i)perylene did not meet the control limit in soil sample HFSS115XXX94XX and its field duplicate HFSS115XXX94XD RE; therefore, positive results for this compound in the original sample and its field duplicate were qualified as estimated.

H. Internal Standard Response

The internal standard response is monitored for each sample to verify GC/MS sensitivity and the stability of the detector's response. The internal standard area must be >50% and <100%, and the retention time must be within ± 30 seconds of the associated calibration standard. If the internal standard area count in the sample is above the upper limit, positive results for compounds quantitated with this internal standard (as stated in the NYSDEC ASP) are qualified as estimated. If the internal standard area count in a sample is below the lower limit but above 25%, positive and non-detected results for compounds quantitated with this internal standard are qualified as estimated. If the internal standard area count in the sample is below 25% of the internal standard area in the associated calibration standard, positive results are qualified as estimated and non-detected results are rejected for compounds quantitated with this internal standard. Table A

summarizes the action required for samples in this project. Samples and internal standards not listed required no action.

Table A				
Sample ID	Acenaphthene-d10	Phenanthrene-d10	Chrysene-d12	Perylene-d12
HFCL109XXX94XX			LOW	LOW
HFCL101XXX94XD	LOW			VERY LOW
HFCL101XXX94XX	VERY LOW		LOW	VERY LOW
HFCL107XXX94XX	LOW			
HFWT102XXX94XX RE			LOW	
HFCD109XXX94XX DL			VERY LOW	VERY LOW
HFSS114XXX94XX			VERY LOW	VERY LOW
HFSS118XXX94XX		LOW	VERY LOW	VERY LOW
HFSS121XXX94XX			LOW	VERY LOW
HFSS115XXX94XD RE				LOW
HFSS115XXX94XX				LOW
HFSS116XXX94XX		LOW	VERY LOW	VERY LOW
HFSS117XXX94XX RE				LOW
HFSS119XXX94XX RE				LOW
HFSS120XXX94XX RE				VERY LOW
HFSS122XXX94XX			VERY LOW	VERY LOW
HFSS124XXX94XX RE				LOW
HFSS125XXX94XX RE				LOW

LOW= Internal standard is lower than the QC limit but greater than 25% of the associated continuing calibration standard response. Action: positive and non-detected results for compounds quantitated with this internal standard are qualified as estimated.

VERY LOW= Internal is lower than 25% of the associated continuing calibration standard response. Action: positive results qualified as estimated and non-detected results rejected for compounds quantitated with this internal standard.

I. Target Compound Identification

Chromatograms and mass spectra are reviewed to minimize the reporting of false positives and false negatives. For each compound detected, the relative retention time must be within ± 0.06 units and the qualitative criteria for mass spectral identification must be met. No problems were observed.

J. Compound Quantitation

Laboratory calculations were checked to verify that reported concentrations and CRQLs were accurate. The calculations which were reviewed were performed correctly, and the CRQLs were adjusted for sample size, percent solid content for soil samples, and dilution factors. Soil sample percent solid content is evaluated to determine whether the sample was correctly classified as a soil. If solid content falls between 10% and 50% positive and non-detected results are estimated. If solid content is less than 10% results are calculated and reported as an aqueous sample. Samples HFCD101XXX94XD, HFCD103XXX94XX, HFSD101XXX94XX, HFSD102XXX94XX, HFSD102XXX94XD, HFBS106X1294XX, HFBS106X1294XX, HFBS101XX694XX, HFBS104XX894XX, and HFBS105X1094XX have solid content between 10% and 50%; therefore, positive and non-detected results for all compounds in those samples were qualified as estimated. Although, in general, dilutions are treated as explained in the introduction, an exception was made in the case of sample HFCD109XXX94XX. Because the original, undiluted analysis of the sample was more rigorously qualified than the diluted analysis, professional judgement was used and the diluted analysis was reported on Table 2. Positive results from the original, undiluted sample analysis, that were not detected in the diluted analysis, were inserted into the results for the diluted analysis.

K. Tentatively Identified Compounds

All TIC spectra were reviewed to verify that the identifications were acceptable, laboratory contamination was taken into account, and the correct assignments of compound classes were made. Reported concentrations are estimated (J) values.

IV. PESTICIDES/PCBs

A. Holding Times

Holding times are evaluated to address the validity of the results based on the elapsed time from VTSR to analysis. Sample extraction must be performed within 5 days of VTSR (re-extractions are allowed a 10-day holding time), and sample analysis must be done within 40 days of VTSR. Samples HFCL101XXX94XX, HFSW103XXX94XX, HFSD101XXX94XX, HFSD102XXX94XD, HFSS101XXX94XD RE, HF101XXX94XX RE, HFSS102XXX94XX RE, HFSS103XXX94XX RE, HFSS104XXX94XX RE, HFSS105XXX94XX RE, HFSS106XXX94XX RE, HFSS107XXX94XX RE, HFSS108XXX94XX RE,

HFSS115XXX94XD RE, HFSS115XXX94XX RE, HFSS116XXX94XX RE, HFSS117XXX94XX RE, HFSS119XXX94XX RE, HFSS120XXX94XX RE, HFSS122XXX94XX RE, HFSS124XXX94XX RE, and HFSS125XXX94XX RE were extracted and/or analyzed beyond the required holding time; positive and non-detected results for those samples were qualified as estimated.

B. Instrument Performance Check

Performance checks are performed to verify target compound resolution and the instrument's sensitivity. For compound resolution criteria to be met, the resolution between the adjacent peaks in the resolution check mixture must be greater than 60%, and the mixture must be analyzed at the frequency specified by the method. The performance evaluation mixture (PEM) must also be analyzed at the frequency specified by the method; the retention times must be within the windows established by the initial calibration analyses; the %D between the calculated and true concentration must be less than or equal to 25%; and the endrin and 4,4'-DDT breakdown (the amount of decomposition that those compounds undergo when analyzed on the GC column) must be less than or equal to 20% (30% for endrin and 4,4'-DDT combined). Resolution check mixture analyses met acceptance criteria for all samples. Performance evaluation mixture analyses were performed at the required frequency. Endrin, 4,4'-DDT, and methoxychlor did not meet %D criteria in several PEM; therefore, positive and non-detected results for those analytes in associated samples were qualified as estimated.

C. Initial and Continuing Calibration

Initial calibration demonstrates instrument linearity and ensures that the instrument can produce acceptable qualitative and quantitative results. The individual standard mixtures must be analyzed at the concentrations and frequency specified by the method. For the initial calibration linearity criteria to be met, the %RSD must be less than or equal to 20% for all compounds, except for the two surrogates, for which the %RSD must not exceed 30%. Standards were run at the required frequency. Percent RSD for 4,4'-DDT; heptachlor epoxide; alpha-BHC; and delta-BHC did not meet acceptance criteria; therefore, positive and non-detected results for those compounds were qualified as estimated for associated samples.

Continuing calibration checks are performed to demonstrate that the instrument can produce acceptable qualitative and quantitative results as established by the initial calibration. The %D between the calculated and true concentration of the individual mixtures A and B must be less than or equal to 25%, and the retention times must fall within the windows established by the initial calibration. Standards were run at the required frequency. Percent difference acceptance criteria for beta-BHC; delta-BHC; 4,4'-DDD; 4,4'-DDT; and endrin ketone were not met; therefore, positive and non-detected results for those compounds were qualified as estimated in all associated samples.

D. Blanks

Laboratory (method) and field (equipment) blanks are analyzed to determine the presence and magnitude of contamination resulting from field or laboratory activities. Action levels are calculated at 5 times the concentration in the associated blank. Sample results below this action level are considered attributable to blank contamination; results greater than this level are considered to be acceptable. Due to equipment or laboratory method blank contamination, aroclor-1260 results were qualified as non-detected in associated samples where the results were below the calculated blank action level.

E. Surrogate Recoveries

Surrogate compounds are added to all samples and blanks prior to extraction to assess recovery (accuracy). If %R for both surrogates is below the acceptance range (as stated in the NYSDEC ASP) but greater than 10%, on either column, positive results obtained from that column are qualified as estimated, and all non-detected results for the sample are qualified as estimated. If %R is below 10% for any one surrogate, positive results are qualified as estimated and non-detected results are rejected for the affected sample. If %R for both surrogates is above the acceptance range on either column, only positive results obtained from that column are qualified as estimated. Surrogate recoveries were below acceptance limits but above 10% for one column in samples HFCL106XXX94XX, HFPS104XX994XD, HFSD102XXX94XX, HFSD102XXX94XD, HFSS111XXX94XD, HFSS123XXX94XX, HFSS124XXX94XX RE, and HFSS125XXX94XX RE; therefore, positive results for compounds quantitated using that column, and all non-detected results for that sample were qualified as estimated. Positive and non-detected results were qualified as estimated for samples HFBS101XX694XX, HFBS102XX694XX, HFBS103XX694XX, HFBS104XX694XX, HFBS105XX694XX, HFBS108XX694XX, HFBS109XX694XX, HFCD107XXX94XX, HFMW101XXX94XX, HFMW102XXX94XX, HFMW103XXX94XX, HFMW104XXX94XX, HFMW105XXX94XX, HFMW106XXX94XX, HFMW107XXX94XX, HFMW108XXX94XX, HFMW109XXX94XX, HFMW110XXX94XX, HFSD101XXX94XX, HFSD104XXX94XX, HFSS110XXX94XX, HFSS121XXX94XX, HFSS103XXX94XX RE, HFSS107XXX94XX RE, HFSS119XXX94XX RE, HF122XXX94XX RE, because all surrogate recoveries were below acceptance limits but above 10%. Surrogate recoveries were below 10% for at least one column in samples HFCL101XXX94XX, HFCL101XXX94XD, HFCL107XXX94XX, HFCD101XXX94XX, HFCD101XXX94XD, HFCD102XXX94XX, HFCD103XXX94XX, HFCD104XXX94XX, HFSD103XXX94XX, HFSD105XXX94XX, HFSD107XXX94XX, HFPS104XX994XX, HFWT101XXX94XX, HFWT101XXX94XD, HFWT102XXX94XX, HFCD109XXX94XX, HFSS109XXX94XX, HFSS111XXX94XX, HFSS113XXX94XX, HFSS114XXX94XX, HFSS118XXX94XX; therefore, positive results for compounds quantitated using that column (or both columns if both columns were below 10%) for that sample were qualified as estimated and all non-detected results were rejected.

F. Matrix Spike/Matrix Spike Duplicate

Matrix spike/matrix spike duplicate analyses are performed at a frequency of 5% to assess method precision and accuracy. If %R for a compound in the MS/MSD is outside the acceptance range (as stated in the NYSDEC ASP) but greater than 10%, positive results for the compound are qualified as estimated. If %R for a compound in the MS/MSD is below 10%, positive results are estimated and non-detected results are rejected for that compound. If RPD is above the control limit (as stated in the NYSDEC ASP), positive and non-detected results are qualified as estimated. If action is necessary due to MS/MSD QC failures, only the sample used for spiking and its field duplicate are qualified. Nine MS/MSD analyses were performed, three for aqueous samples and six for soil samples. One MS/MSD for soils was subsequently reanalyzed. Heptachlor, aldrin, and 4,4'-DDT RPD was above the QC limits in the MS/MSD performed on aqueous sample HFCL101XXX94XX; therefore, positive and non-detected results were qualified as estimated. Percent recovery was below and RPD was above the acceptance limits for gamma-BHC; aldrin; heptachlor; dieldrin; and endrin in the MS/MSD performed on aqueous sample HFMW101XXX94XX, and RPD was above QC limits for 4,4'-DDT. Positive and non-detected results for those compounds were qualified as estimated. Endrin %R was below the acceptance limits in the MS/MSD performed on soil sample HFCD101XXX94XX; therefore, positive results for this compound were qualified as estimated. Dieldrin %R was below 10% in the same MS/MSD; therefore, positive results were estimated and non-detected results were rejected for that compound. Gamma-BHC; aldrin; dieldrin; and endrin %R was below 10% in the MS/MSD performed on soil sample HFSD102XXX94XX; therefore, positive results were qualified as estimated and non-detected results were rejected for those compounds. Relative percent difference was above the QC limits for gamma-BHC; heptachlor; aldrin; dieldrin; endrin; and 4,4'-DDT in the same MS/MSD; therefore, positive and non-detected results were qualified as estimated. Endrin %R was below 10% in the MS/MSD performed on soil sample HFSS111XXX94XX; therefore, positive results were qualified as estimated and non-detected results were rejected for that compound. Dieldrin %R was below the acceptance range but greater than 10% in the same MS/MSD; therefore, positive results were qualified as estimated. Relative percent difference was above the QC limits for gamma-BHC; heptachlor; aldrin; dieldrin; endrin; and 4,4'-DDT in the same MS/MSD; therefore, positive and non-detected results were qualified as estimated. Gamma-BHC; aldrin; dieldrin; and endrin %R was below 10% in the MS/MSD performed on soil sample HFSS101XXX94XX RE; therefore, positive results were qualified as estimated and non-detected results were rejected for those compounds. Relative percent difference was above the QC limits for gamma-BHC; heptachlor; aldrin; dieldrin; endrin; and 4,4'-DDT in the same MS/MSD; therefore, positive and non-detected results were qualified as estimated.

G. Field Duplicates

Field duplicate samples are collected and analyzed to assess sampling and analytical precision. Field duplicate control limits are: RPD of less than 30% for water samples and 50% for soil samples. Heptachlor epoxide; dieldrin; endrin; aldrin; endosulfan I; and gamma-chlordane did not

meet the control limit in soil sample HFCD101XXX94XX and its duplicate, HFCD101XXX94XD; therefore, positive results for this compound in the original sample and its field duplicate were qualified as estimated. 4,4'-DDE and aroclor-1260 did not meet the control limit in soil sample HFSS111XXX94XX and its duplicate, HFSS111XXX94XX; therefore, positive results for this compound in the original sample and its field duplicate were qualified as estimated. 4,4'-DDE; endosulfan II; and methoxychlor did not meet the control limit in soil sample HFSS101XXX94XX and its duplicate, HFSS101XXX94XD; therefore, positive results for this compound in the original sample and its field duplicate were qualified as estimated. Methoxychlor did not meet the control limit in soil sample HFSS115XXX94XX and its duplicate, HFSS115XXX94XD; therefore, positive results for this compound in the original sample and its field duplicate were qualified as estimated.

H. Cleanup Checks

Cleanup procedures (gel permeation chromatography [GPC] and florasil) are used to remove interferences from sample extracts. Cleanup checks verify acceptable recovery of pesticides through the cleanup process. Recoveries must be between 80 - 120% (florasil) and 80 - 110% (GPC). These criteria were met.

I. Target Compound Identification

Chromatograms and mass spectra are reviewed to minimize the reporting of false positive and false negatives. For each compound detected, the retention time must be within the retention time window determined during initial calibration for both the primary and confirmation columns and the %D between the results obtained from each column must be less than 25%. If the %D between the two is between 25% and 50%, the compound result is qualified as estimated. If the %D between the two is between 50% and 90% the compound result is qualified as an analyte that is tentatively identified and whose associated result is an estimated concentration. If the %D between the two is greater than 90% the compound result is rejected. Table B summarizes results that were qualified due to %D between the columns.

Table B		
Sample ID	Compound(s)	Qualifier
HFCD101XXX94XX	Heptachlor epoxide	JN
	Dieldrin	R
	Endrin	JN
HFCD101XXX94XD	Dieldrin;4,4'-DDE; endrin	R
	Gamma-chlordane	JN

Table B (continued)		
HFCD103XXX94XX	Dieldrin	R
	Endrin	JN
HFCD104XXX94XX	Heptachlor epoxide	R
HFSD103XXX94XX	4,4'-DDD	JN
HFSD107XXX94XX	Heptachlor epoxide	R
HFCD105XXX94XX	Endrin ketone	J
	Endrin aldehyde	R
HFCD106XXX94XX	Endrin aldehyde	R
HFCD108XXX94XX	4,4'-DDT	JN
	Endrin aldehyde	R
HFPS101XX994XX	4,4'-DDT	R
HFPS103XX994XX	Endrin ketone; aroclor-1260	J
HFPS105XX994XX	Endrin ketone	J
HFWT102XXX94XX	Endrin	J
HFCD109XXX94XX	4,4'-DDE; 4,4'-DDD; 4,4'-DDT	R
HFSS111XXX94XX	Endrin	R
	Endosulfan II	JN
HFSS112XXX94XX	Endosulfan II	J
HFSS118XXX94XX	4,4'-DDE	R
	4,4'-DDD	R
HFSS101XXX94XX RE	4,4'-DDE; methoxychlor	JN
	Endrin	R
HFSS101XXX94XD RE	Aroclor-1260	J
HFSS102XXX94XX RE	Aroclor-1260	J
HFSS104XXX94XX RE	Aroclor-1260	J

Table B (continued)		
HFSS105XXX94XX RE	Endrin aldehyde	R
HFSS106XXX94XX RE	Endosulfan II; 4,4'-DDT	R
HFSS108XXX94XX RE	Heptachlor	JN
	Methoxychlor	J
HFSS115XXX94XX RE	Endosulfan II; 4,4'-DDT	R
HFSS115XXX94XD RE	Endosulfan II	JN
	4,4'-DDT	R
HFSS116XXX94XX RE	4,4'-DDT	R
HFSS117XXX94XX RE	4,4'-DDE	R
HFSS125XXX94XX RE	4,4'-DDT	R

J. Compound Quantitation

Laboratory calculations were checked to verify that reported concentrations and CRQLs were accurate. The calculations which were reviewed were performed correctly, and the CRQLs were adjusted for sample size, percent solid content for soil samples, and dilution factors. Soil sample percent solid content is evaluated to determine whether the sample was correctly classified as a soil. If solid content falls between 10% and 50% positive and non-detected results are estimated. If solid content is less than 10% results are calculated and reported as an aqueous sample. Samples HFCD101XXX94XD, HFCD103XXX94XX, HFSD101XXX94XX, HFSD102XXX94XX, HFSD102XXX94XD, HFBS106X1294XX, HFBS101XX694XX, HFBS104XX894XX, and HFBS105X1094XX have solid content between 10% and 50%; therefore, positive and non-detected results for all compounds in those samples were qualified as estimated.

V. INORGANICS

A. Holding Times

Holding times are evaluated to address the validity of the results based on the elapsed time from VTSR to preparation. Maximum holding time for inorganics analyses are as follows:

metals (excluding mercury) - 6 months

mercury - 26 days

cyanide - 12 days

All samples were analyzed within the allowed holding times.

B. Calibration

Calibration demonstrates instrument linearity and ensures that the instrument can produce acceptable qualitative and quantitative results. The minimum number of standards were analyzed by the laboratory as specified by the method. For the initial calibration linearity criteria to be met, the correlation coefficient must be greater than 0.995 for metals analysis by furnace atomic absorption (AA), and analysis for mercury and cyanide. Initial calibration verification (ICV) and continuing calibration verification (CCV) %R must be between 90 - 110% (80 - 120% for mercury and 85 - 115% for cyanide). For the CRDL standard, %R must be between 80 - 120%. If %R for a CRDL standard is between 50 and 79%, positive and non-detected results within the affected range (i.e., CRDL standard true value ± 2 times the CRDL) are qualified as estimated. If %R for a CRDL standard is between 121% and 150%, positive results within the affected range are qualified as estimated. If %R for a CRDL standard is less than 50%, all results within the affected range are rejected. If %R for a CRDL standard is greater than 150%, positive results within the affected range are rejected. All standards were run at the required frequency. Initial calibration linearity criteria were met for aqueous and soil sample analytical runs. Positive and non-detected beryllium, cadmium, and silver results within the affected range were estimated for associated aqueous samples because the CRDL standard recoveries were below the acceptance limits, but above 50%. Positive cadmium, nickel, and lead results within the affected range were estimated for associated aqueous samples because the CRDL standard recoveries were above the acceptance limits, but below 150%. Positive and non-detected beryllium, cadmium, chromium, manganese, and silver results within the affected range were estimated for soil samples associated with CRDL standards whose recoveries were below the acceptance limits, but above 50%. Positive antimony, cadmium, nickel, and lead results within the affected range were estimated for soil samples associated with CRDL standards whose recoveries were above the acceptance limits, but below 150%.

C. Blanks

Laboratory (preparation/calibration) and field (equipment) blanks are analyzed to determine the presence and magnitude of contamination resulting from field or laboratory activities. No blank contamination was observed.

D. Interference Check Sample (ICS)

The ICS verifies the instrument's interelement and background correction factors for inductively coupled plasma (ICP) analyses. The ICS %R must be within 80 - 120%. All results were reviewed and found to be acceptable.

E. Laboratory Control Sample (LCS)

The LCS monitors the overall laboratory performance from sample preparation through analysis. Aqueous LCS recoveries must fall between 80 - 120%, and solid LCS results must fall within the limits established by USEPA for that LCS. All results were reviewed and found to be acceptable.

F. Laboratory Duplicate Analysis

Duplicate results provide a measure of the laboratory's analytical precision. The RPD must be less than 50% (100% for soil) for sample results ≥ 5 times the CRDL, or \pm the CRDL (± 2 times the CRDL for soil) for sample results less than 5 times the CRDL. Aluminum, antimony, cadmium, iron, lead, manganese, and zinc duplicate results were not within acceptance limits for aqueous samples; therefore, positive and non-detected results for these analytes in the associated samples were qualified as estimated. Cyanide duplicate results were not within acceptance limits for soil samples; therefore, positive and non-detected results for this analyte in associated samples were qualified as estimated.

G. Matrix Spike

Matrix spike analyses are performed to assess method accuracy. Spike recoveries must fall within the range of 75 - 125%. Actions are as stated in the USEPA Region II SOP for validation of inorganics data, entitled *Evaluation of Metals Data for the Contract Laboratory Program (CLP)* based on SOW 3/90. The percent recoveries for manganese and cyanide were below 30% in one aqueous matrix spike analysis. Positive and non-detected results for those analytes were rejected in associated aqueous samples. The percent recoveries for arsenic, lead, selenium and thallium were between 30% and 74% in aqueous matrix spike analyses. Positive and non-detected results for these analytes were qualified as estimated for associated aqueous samples. The percent recoveries for iron and silver were above 150% in aqueous matrix spike analyses. Positive results for those analytes were rejected in associated aqueous samples. The percent recoveries for silver, selenium and cyanide in soil matrix spike analyses were less than 10%; therefore, positive and non-detected results for those analytes were rejected for all associated soil samples. Percent recoveries for antimony, arsenic, cadmium, copper, lead, mercury, selenium, silver, and cyanide in soil matrix spike analyses were less than 75%, but greater than 10%; therefore, positive and non-detected results for those analytes were qualified as estimated for all associated soil samples. Percent recoveries for copper and cyanide in soil matrix spike analyses were between 125% and 200%; therefore, positive copper and cyanide results were qualified as estimated for all associated soil samples. Percent recovery for copper in one soil matrix spike analysis was above 200%; therefore, positive results for this analyte were rejected for associated soil samples.

H. Furnace AA QC

Duplicate injections and post digestion spikes provide a measure of precision and accuracy for furnace AA analyses. Duplicate injections must be within 20% RSD, and spike recoveries must

be between 85 - 115%. All %RSDs were reviewed and found to be acceptable. Percent recoveries were below 85% for arsenic in samples HFCL106XXX94XX, HFCL107XXX94XX, HFMW103XXX94XX, HFMW101XXX94XD, HFSS120XXX94XX; for lead in samples HFSSW101XXX94XX, HFMW103XXX94XX, HFMW101XXX94XX, HFMW101XXX94XD; for selenium in samples HFCL101XXX94XX, HFCL101XXX94XD, HFMW107XXX94XX, HFMW110XXX94XX, HFMW108XXX94XX, HFMW102XXX94XX, HFMW103XXX94XX, HFCD102XXX94XX, HFWT101XXX94XX, HFWT101XXX94XD, HFSS117XXX94XX, HFBS103X1094XX, HFBS105X1094XX, HFCD105XXX94XX, HFCD107XXX94XX, HFWT101XXX94XD, HFWT101XXX94XX; and for thallium in samples HFCL101XXX94XX, HFCL101XXX94XD, HFCD109XXX94XX, HFSS112XXX94XX. Positive and non-detected results for these analytes in these samples were qualified as estimated. Method of standard additions (MSA) is performed for sample quantitation if upon analysis of the sample and its analytical spike the sample absorbance or concentration is greater than or equal to 50% of the spike and the spike recovery is less than 85% or greater than 115%. MSA is evaluated for degree of dependence between concentration and absorbance in the concentration range of the MSA standards. Correlation coefficient must be greater than 0.995. The correlation coefficient of the MSA used to obtain the arsenic result for sample HFCL101XXX94XD and the selenium result for sample HFBS101XX694XX were less than 0.990; therefore, those results were rejected. The correlation coefficient of the MSA used to obtain the selenium results for samples HFMW101XXX94XD, HFSS101XXX94XD, HFSS116XXX94XX, HFBS106X1294XX, and HFSS111XXX94XD were between 0.990 and 0.995; therefore, the results were qualified as estimated.

I. ICP Serial Dilution

Serial dilution analyses evaluate the effects of physical or chemical interferences in the sample matrix. Serial dilution results must agree within 10%D of the original sample for results greater than 10 times the instrument detection limit (IDL). Aluminum, cadmium, iron, lead, manganese, zinc aqueous serial dilution results did not meet QC criteria. Positive and non-detected results for those analytes in associated aqueous samples were qualified as estimated. Cadmium, chromium, iron, and zinc soil serial dilution results did not meet QC criteria. Positive and non-detected results for those analytes in associated soil samples were qualified as estimated.

J. Sample Result Verification

Laboratory calculations were checked to verify that reported concentrations and IDLs were accurate. The calculations which were reviewed were performed correctly, and the CRDLs were adjusted for sample size, percent solid content for soil samples, and dilution factors. Soil sample percent solid content is evaluated to determine whether the sample was correctly classified as a soil. If solid content falls between 10% and 50% positive and non-detected results are estimated. If solid content is less than 10% results are calculated and reported as an aqueous sample. Positive and non-detected results for samples HFCD101XXX94XD, HFCD103XXX94XX, HFBS101XX694XX, HFBS104XX894XX, HFBS105X1094XX, HFBS106X1294XX,

HFSD101XXX94XX, HFSD102XXX94XX, and HFSD102XXX94XD were qualified as estimated due to low solid content.

K. Field Duplicates

Field duplicate samples are collected and analyzed to assess sampling and analytical precision. The RPD must be less than 50% (100% for soil) for sample results ≥ 5 times the CRDL, or \pm the CRDL (± 2 times the CRDL for soil) for sample results less than 5 times the CRDL. Aqueous sample HFSW102XXX94XX and its duplicate HFSW102XXX94XD did not meet the QC criteria for iron, lead, and manganese; therefore, positive and non-detected results for these analytes were qualified as estimated in the sample and its duplicate. Aqueous sample HFCL101XXX94XX and its duplicate HFCL101XXX94XD did not meet the QC criteria for barium, copper, and lead; therefore, positive and non-detected results for these analytes were qualified as estimated in the sample and its duplicate. Soil sample HFCD101XXX94XX and its duplicate HFCD101XXX94XD did not meet the QC criteria for cyanide; therefore, positive and non-detected results for this analyte were qualified as estimated in the sample and its duplicate. Soil sample HFSS101XXX94XX and its duplicate HFSS101XXX94XD did not meet the QC criteria for arsenic; therefore, positive and non-detected results for this analyte were qualified as estimated in the sample and its duplicate. Soil sample HFSD102XXX94XX and its duplicate HFSD102XXX94XD did not meet the QC criteria for iron; therefore, positive and non-detected results for this analyte were qualified as estimated in the sample and its duplicate.

V. EP TOXICITY METALS

EP toxicity metals analyses were evaluated for hold times, calibration, blank contamination, interference check sample, laboratory control sample, laboratory duplicate analysis, MS, furnace AA QC (when applicable), ICP serial dilution, sample result verification, and field duplicate. Preparation of soil samples HFCD105XXX94XX, HFCD106XXX94XX, HFCD107XXX94XX, HFCD108XXX94XX, HFWT101XXX94XX, HFWT101XXX94XD, HFWT102XXX94XX for mercury analysis was started beyond the maximum holding time of 26 days; therefore, positive mercury results for these samples were qualified as estimated and non-detected results were rejected. Cadmium contamination above the acceptance criterion (i.e., the IDL) was found in a method blank. Positive cadmium results below the action level (10 times the IDL) were qualified as estimated in associated soil samples because of this blank contamination. Cadmium contamination above the acceptance criterion (i.e., the IDL) was found in a continuing calibration blank. Positive cadmium results below the action level (10 times the IDL) were qualified as estimated in associated soil samples because of this blank contamination. Laboratory duplicate results were not within acceptance limits (acceptance limits are similar to those for laboratory duplicate results in CLP inorganics analysis, but IDL is used instead of CRDL in the criteria) for antimony, barium, cadmium, chromium, lead, or silver; therefore, positive and non-detected results for those analytes in all associated samples were qualified as estimated. One required laboratory duplicate analysis was not performed. Positive results for all analytes for all associated samples were qualified as estimated. Matrix spike %R was below the acceptance limits (criteria

and actions are like those for aqueous spike sample results in CLP inorganics analysis), but above 30%, for arsenic, selenium, and silver in matrix spike analyses; therefore, positive and non-detected results for those analytes in associated samples were qualified as estimated. Matrix spike %R was below 30% for barium in one matrix spike analysis; therefore, positive and non-detected barium results were qualified as estimated in associated samples. Matrix spike %R was above the acceptance limits, but below 150%, for arsenic; therefore, positive results for this analyte were qualified as estimated in associated samples. Field duplicate criteria (criteria and actions are similar to those for field duplicate results in CLP inorganics analysis, but IDL is used instead of CRDL in the criteria) were not met for cadmium or chromium in sample HFCD101XXX94XX and its field duplicate HFCD101XXX94XD; therefore, positive and non-detected cadmium and chromium results in these samples were qualified as estimated. Field duplicate criteria were not met for lead in sample HFWT101XXX94XX and its field duplicate HFWT101XXX94XD; therefore, positive and non-detected lead results in these samples were qualified as estimated. Field duplicate criteria were not met for barium, cadmium, or lead in sample HFSS111XXX94XX and its field duplicate HFSS111XXX94XD; therefore, positive and non-detected barium, cadmium, and lead results in these samples were qualified as estimated.

VI. CORROSIVITY, IGNITABILITY, REACTIVE CYANIDE, REACTIVE SULFIDE

Corrosivity, ignitability, reactive cyanide and reactive sulfide analyses were evaluated for hold times, calibration, method blank contamination (there is no method blank for ignitability), laboratory control sample, matrix spike, and field duplicate. All QC criteria were met.

**Attachment I - Definition of Laboratory Qualifiers
(for Table 1 - Laboratory Report of Analysis)**

Organic Data Qualifiers

- J - Indicates an estimated concentration below the contract required detection level (CRQL) but greater than 0 or when estimating a concentration for TICs.
- U - Indicates that compound was analyzed but not detected. The sample quantitation limit is adjusted for dilution and percent moisture.
- B - Indicates analyte was detected in both the sample and the associated laboratory method blank.
- E - Indicates that the analyte concentration exceeded the calibration range of the GC/MS and that a re-analysis of a diluted sample is required.
- D - Indicates that sample concentration was obtained by dilution to bring result within calibration range.
- N - Indicates presumptive evidence of a compound. This flag is used for TICs where the identification is based on a library search and is applied to all TIC results. For general classes of compounds (hydrocarbons, etc.) this flag is not used.
- P - This flag is used for pesticides/PCBs when there is greater than 25% difference between the concentrations on the two columns used for analysis. The lower value is reported.
- C - This flag applies to pesticide/PCBs results when the identification has been confirmed by GC/MS.
- A - Indicates that a TIC is a suspected aldol-condensation product.
- X - Laboratory-defined qualifier used to provide additional information not covered by the other qualifiers.

Inorganic Data Qualifiers

- E - The reported concentration is estimated because of the presence of an interference.
- M - Duplicate injection precision criteria were not met.
- N - Spiked sample recovery not within control limits.
- S - The reported concentration was determined by the method of standard additions.
- W - Post-digestion spike for furnace atomic absorption analysis is outside control limits.
- B - Concentration reported is below CRDL but greater than the IDL.
- * - Duplicate analysis not within control limits.
- + - Correlation coefficient for the method of standard additions was less than 0.995
- U - Indicates that compound was analyzed but not detected. The sample quantitation limit is adjusted for dilution and percent moisture.

**Attachment II - Definition of Validation Qualifiers
(for Table 2 - Validation/Summary Table)**

- J - Estimated concentration because QC criteria were not met.
- R - Results were rejected because of serious QC deficiencies.
- U - Indicates that compound was analyzed but not detected. The sample quantitation limit is adjusted for dilution and percent moisture.
- N - Indicates presumptive evidence of a compound. This flag is used for TICs where the identification is based on a library search and is applied to all TIC results. For general classes of compounds (hydrocarbons, etc.) this flag is not used.
- UJ - Quantitation limit was estimated concentration because QC criteria were not met.
- JN - Presence of an analyte was tentatively identified and the associated result represents an estimated concentration.

MEMORANDUM

TO: Brian Butler

FROM: María Crouch-Lindquist

DATE: April 11, 1995

SUBJECT: Results from the analysis of sample HF101XXX94XX for lead.

This memorandum summarizes the results generated by Nytest Environmental Inc. concerning the air sample HF101XXX94XX. This sample was collected on October 19, 1994 using a Gillian Air Filter, and submitted to the laboratory to be analyzed for lead by NIOSH method 7082. The sample was received by the laboratory on October 22, 1994, digested on October 27, 1994, and analyzed on November 17, 1994. Two Gillian Air Filter blanks were also submitted to the laboratory. Lead was not detected in the sample or the blanks. The reporting limit used by the laboratory was 0.3 µg/filter. No validation was done on the data provided by the laboratory.



MEMORANDUM

June 23, 1995

From: Cliff Colby

To: Brian Butler

Subject: Reanalysis of Hanna Furnace samples SS111 and SS111D for EPTOX lead

The original EPTOX lead results for sample SS111 and its duplicate SS111D were 95.6 and 7800 ug/l respectively. The disparity of these results prompted a discussion with the laboratory (NYTEST). Consequently, NYTEST agreed to reanalyze these samples because of the disparity and because the value of 7800 ug/l for the duplicate did not make sense when compared to the total lead value of the same sample. Additionally, the value of 7800 ug/l exceeds the regulatory limit of 5000 ug/l.

Upon reanalysis, NYTEST reported values for EPTOX lead for sample SS111 and SS111D at 580 and 360 ug/l respectively. These numbers appear to be more consistent to the total lead values for these samples.

I feel confident that the original value of 7800 ug/l was due to laboratory error. This value should be disregarded and replaced with the reanalysis value. Finally, because hold times were exceeded for the reanalyses, the values of 580 ug/l and 360 ug/l should be qualified as estimated (J).

CC: Bob Handy
Neil Morin
Cindy Talbot
Lisa Spahr
File

Table 1
Laboratory Report of Analysis

LOCATION:	QT-104	QT-XX1	QT-XX2	QT-XX3
ISIS ID:	HFQT104XXX94XX	HFQTX11XXX94XX	HFQTX22XXX94XX	HFQTX33XXX94XX
LAB NUMBER:	2263715	2226610	2228012	2229004
DATE SAMPLED:	11/29/94	10/11/94	10/12/94	10/13/94
DATE ANALYZED:	12/06/94	10/22/94	10/23/94	10/23/94

ANALYTE	SOW-3/90 - 11	CRQL	QT-104	QT-XX1	QT-XX2	QT-XX3
Chloromethane	10		10 U	10 U	10 U	10 U
Bromomethane	10		10 U	10 U	10 U	10 U
Vinyl Chloride	10		10 U	10 U	10 U	10 U
Chloroethane	10		10 U	10 U	10 U	10 U
Methylene Chloride	10	8 JB	8 JB	6 JB	4 JB	3 JB
Acetone	10		10 U	10 U	10 U	19
Carbon Disulfide	10		10 U	10 U	10 U	10 U
1,1-Dichloroethene	10		10 U	10 U	10 U	10 U
1,1-Dichloroethane	10		10 U	10 U	10 U	10 U
1,2-Dichloroethene (total)	10		10 U	10 U	10 U	10 U
Chloroform	10		10 U	10 U	10 U	10 U
1,2-Dichloroethane	10		10 U	10 U	10 U	10 U
2-Butanone	10		10 U	10 U	10 U	10 U
1,1,1-Trichloroethane	10		10 U	10 U	10 U	10 U
Carbon Tetrachloride	10		10 U	10 U	10 U	10 U
Bromodichloromethane	10		10 U	10 U	10 U	10 U
1,2-Dichloropropane	10		10 U	10 U	10 U	10 U
cis-1,3-Dichloropropene	10		10 U	10 U	10 U	10 U
Trichloroethene	10		10 U	10 U	10 U	10 U
Dibromochloromethane	10		10 U	10 U	10 U	10 U
1,1,2-Trichloroethane	10		10 U	10 U	10 U	10 U
Benzene	10		10 U	10 U	10 U	10 U
trans-1,3-Dichloropropene	10		10 U	10 U	10 U	10 U
Bromoform	10		10 U	10 U	10 U	10 U
4-Methyl-2-Pentanone	10		10 U	10 U	10 U	10 U
2-Hexanone	10		10 U	10 U	10 U	10 U
Tetrachloroethene	10		10 U	10 U	10 U	10 U
1,1,2,2-Tetrachloroethane	10		10 U	10 U	10 U	10 U
Toluene	10		10 U	10 U	10 U	10 U
Chlorobenzene	10		10 U	10 U	10 U	10 U
Ethylbenzene	10		10 U	10 U	10 U	10 U
Styrene	10		10 U	10 U	10 U	10 U
Total Xylenes	10		10 U	10 U	10 U	10 U

Dilution Factor:	1.00	1.00	1.00	1.00
Sample Volume/Weight (ml/g):	5.00	5.00	5.00	5.00
Associated Method Blank:	N0543.D	N9783.D	N9819.D	N9819.D
Associated Equipment Blank:	-	-	-	-
Associated Field Blank:	-	-	-	-
Associated Trip Blank:	-	-	-	-

Site: TRIP BLANK

U: not detected B: blank contamination

J: estimated

Table 1
Laboratory Report of Analysis

LOCATION:	QS-10	QS-XX1	QS-XX2	QS-XX3	QS-XX4	QS-XX5	QS-XX6	QS-107
ISIS ID:	HFQSX10XXX94XX	HFQSX11XXX94XX	HFQSX22XXX94XX	HFQSX33XXX94XX	HFQSX44XXX94XX	HFQSX55XXX94XX	HFQSX66XXX94XX	HFQSX77XXX94XX
LAB NUMBER:	2263714	2225921	2226609	2226520	2226521	2226522	2227911	2228010
DATE SAMPLED:	11/29/94	10/10/94	10/11/94	10/11/94	10/11/94	10/11/94	10/12/94	10/12/94
DATE ANALYZED:	12/05/94	10/17/94	10/22/94	10/21/94	10/21/94	10/21/94	10/24/94	10/23/94

ANALYTE	SOW-3/90 - II	CRQL	QS-10	QS-XX1	QS-XX2	QS-XX3	QS-XX4	QS-XX5	QS-XX6	QS-107
Chloromethane	10	U	10 U	10 U	10 U	10 U	10 U	10 U	10 U	10 U
Bromomethane	10	U	10 U	10 U	10 U	10 U	10 U	10 U	10 U	10 U
Vinyl Chloride	10	U	10 U	10 U	10 U	10 U	10 U	10 U	10 U	10 U
Chloroethane	10	U	10 U	10 U	10 U	10 U	10 U	10 U	10 U	10 U
Methylene Chloride	10	U	10 U	14	3 JB	12 B	12 B	11 B	7 JB	2 JB
Acetone	10	U	32	10 U	10 U	10 U	10 U	10 U	30	19
Carbon Disulfide	10	U	10 U	10 U	10 U	10 U	10 U	10 U	10 U	10 U
1,1-Dichloroethene	10	U	10 U	10 U	10 U	10 U	10 U	10 U	10 U	10 U
1,1-Dichloroethane	10	U	10 U	10 U	10 U	10 U	10 U	10 U	10 U	10 U
1,2-Dichloroethene (total)	10	U	10 U	10 U	10 U	10 U	10 U	10 U	10 U	10 U
Chloroform	10	U	10 U	10 U	10 U	10 U	10 U	10 U	10 U	10 U
1,2-Dichloroethane	10	U	10 U	10 U	10 U	10 U	10 U	10 U	10 U	10 U
2-Butanone	10	U	10 U	4 J	10 U	10 U	10 U	10 U	10 U	10 U
1,1,1-Trichloroethane	10	U	10 U	10 U	10 U	10 U	10 U	10 U	10 U	10 U
Carbon Tetrachloride	10	U	10 U	10 U	10 U	10 U	10 U	10 U	10 U	10 U
Bromodichloromethane	10	U	10 U	10 U	10 U	10 U	10 U	10 U	10 U	10 U
1,2-Dichloropropane	10	U	10 U	10 U	10 U	10 U	10 U	10 U	10 U	10 U
cis-1,3-Dichloropropene	10	U	10 U	10 U	10 U	10 U	10 U	10 U	10 U	10 U
Trichloroethene	10	U	10 U	10 U	10 U	10 U	10 U	10 U	10 U	10 U
Dibromochloromethane	10	U	10 U	10 U	10 U	10 U	10 U	10 U	10 U	10 U
1,1,2-Trichloroethane	10	U	10 U	10 U	10 U	10 U	10 U	10 U	10 U	10 U
Benzene	10	U	10 U	10 U	10 U	10 U	10 U	10 U	10 U	10 U
trans-1,3-Dichloropropene	10	U	10 U	10 U	10 U	10 U	10 U	10 U	10 U	10 U
Bromoform	10	U	10 U	10 U	10 U	10 U	10 U	10 U	10 U	10 U
4-Methyl-2-Pentanone	10	U	10 U	10 U	10 U	10 U	10 U	10 U	10 U	10 U
2-Hexanone	10	U	10 U	10 U	10 U	10 U	10 U	10 U	10 U	10 U
Tetrachloroethene	10	U	10 U	10 U	10 U	10 U	10 U	10 U	10 U	10 U
1,1,2,2-Tetrachloroethane	10	U	10 U	10 U	10 U	10 U	10 U	10 U	10 U	10 U
Toluene	10	U	10 U	2 J	1 J	10 U	10 U	10 U	10 U	2 J
Chlorobenzene	10	U	10 U	10 U	10 U	10 U	10 U	10 U	10 U	10 U
Ethylbenzene	10	U	10 U	10 U	10 U	10 U	10 U	10 U	10 U	10 U
Styrene	10	U	10 U	10 U	10 U	10 U	10 U	10 U	10 U	10 U
Total Xylenes	10	U	10 U	10 U	10 U	10 U	10 U	10 U	10 U	10 U

Dilution Factor:	1.00	1.00	1.00	1.00	1.00	1.00	1.00	1.00	1.00
Sample Volume\Weight (ml\g):	5.00	5.00	5.00	5.00	5.00	5.00	5.00	5.00	5.00
Associated Method Blank:	N0519.D	M0507.D	N9783.D	N9765.D	N9765.D	N9765.D	N9765.D	N9846.D	N9819.D
Associated Equipment Blank:	-	-	-	-	-	-	-	-	-
Associated Field Blank:	-	-	-	-	-	-	-	-	-
Associated Trip Blank:	-	-	-	-	-	-	-	-	-

Site: EQUIPMENT RINSATE
 U: not detected B: blank contamination
 J: estimated

Table 1
Laboratory Report of Analysis

LOCATION:	QS-8	QS-9
ISIS ID:	HFQ5XX8XXX94XX	HFQ5XX9XXX94XX
LAB NUMBER:	2232314	2235108
DATE SAMPLED:	10/18/94	10/19/94
DATE ANALYZED:	10/27/94	10/27/94

ANALYTE	SOW-3/90 - II	CRQL		
Chloromethane	10	10	U	10 U
Bromomethane	10	10	U	10 U
Vinyl Chloride	10	10	U	10 U
Chloroethane	10	10	U	10 U
Methylene Chloride	10	5	JB	8 JB
Acetone	10	10	U	10 U
Carbon Disulfide	10	10	U	10 U
1,1-Dichloroethene	10	10	U	10 U
1,1-Dichloroethane	10	10	U	10 U
1,2-Dichloroethene (total)	10	10	U	10 U
Chloroform	10	10	U	10 U
1,2-Dichloroethane	10	10	U	10 U
2-Butanone	10	10	U	10 U
1,1,1-Trichloroethane	10	10	U	10 U
Carbon Tetrachloride	10	10	U	10 U
Bromodichloromethane	10	10	U	10 U
1,2-Dichloropropane	10	10	U	10 U
cis-1,3-Dichloropropene	10	10	U	10 U
Trichloroethene	10	10	U	10 U
Dibromochloromethane	10	10	U	10 U
1,1,2-Trichloroethane	10	10	U	10 U
Benzene	10	10	U	10 U
trans-1,3-Dichloropropene	10	10	U	10 U
Bromoform	10	10	U	10 U
4-Methyl-2-Pentanone	10	10	U	10 U
2-Hexanone	10	10	U	10 U
Tetrachloroethene	10	10	U	10 U
1,1,2,2-Tetrachloroethane	10	10	U	10 U
Toluene	10	10	U	3 J
Chlorobenzene	10	10	U	10 U
Ethylbenzene	10	10	U	10 U
Styrene	10	10	U	10 U
Total Xylenes	10	10	U	2 J

Dilution Factor:	1.00	1.00
Sample Volume/Weight (ml/g):	5.00	5.00
Associated Method Blank:	N9939.D	N9939.D
Associated Equipment Blank:	-	-
Associated Field Blank:	-	-
Associated Trip Blank:	-	-

Site: EQUIPMENT RINSATE

U: not detected B: blank contamination

J: estimated

Table 1
Laboratory Report of Analysis

LOCATION:	SW-101	SW-102 DUP	SW-102	SW-103	SW-104	SW-105	SW-106	SW-107
ISIS ID:	HFSW101XXX94XX	HFSW102XXX94XD	HFSW102XXX94XX	HFSW103XXX94XX	HFSW104XXX94XX	HFSW105XXX94XX	HFSW106XXX94XX	HFSW107XXX94XX
LAB NUMBER:	2226602	2226606	2226603	2228008	2226607	2228009	2226608	2228011
DATE SAMPLED:	10/11/94	10/11/94	10/11/94	10/12/94	10/11/94	10/12/94	10/11/94	10/12/94
DATE ANALYZED:	10/17/94	10/21/94	10/21/94	10/23/94	10/21/94	10/23/94	10/22/94	10/23/94

ANALYTE	SOW-3/90 - II	CRQL							
Chloromethane	10		10 U	10 U	10 U	10 U	10 U	10 U	10 U
Bromomethane	10		10 U	10 U	10 U	10 U	10 U	10 U	10 U
Vinyl Chloride	10		10 U	10 U	10 U	10 U	10 U	10 U	10 U
Chloroethane	10		10 U	10 U	10 U	10 U	10 U	10 U	10 U
Methylene Chloride	10	2 JB	5 JB	4 JB	3 JB	4 JB	2 JB	4 JB	2 JB
Acetone	10	9 J	16	21	10 U	10 U	10 U	10 U	10 U
Carbon Disulfide	10	10 U	10 U	10 U	10 U	10 U	10 U	10 U	10 U
1,1-Dichloroethene	10	10 U	10 U	10 U	10 U	10 U	10 U	10 U	10 U
1,1-Dichloroethane	10	10 U	10 U	10 U	10 U	10 U	10 U	10 U	10 U
1,2-Dichloroethene (total)	10	10 U	10 U	10 U	10 U	10 U	10 U	10 U	10 U
Chloroform	10	10 U	10 U	10 U	10 U	10 U	10 U	10 U	10 U
1,2-Dichloroethane	10	10 U	10 U	10 U	10 U	10 U	10 U	10 U	10 U
2-Butanone	10	10 U	10 U	10 U	10 U	10 U	10 U	10 U	10 U
1,1,1-Trichloroethane	10	10 U	10 U	10 U	10 U	10 U	10 U	10 U	10 U
Carbon Tetrachloride	10	10 U	10 U	10 U	10 U	10 U	10 U	10 U	10 U
Bromodichloromethane	10	10 U	10 U	10 U	10 U	10 U	10 U	10 U	10 U
1,2-Dichloropropane	10	10 U	10 U	10 U	10 U	10 U	10 U	10 U	10 U
cis-1,3-Dichloropropene	10	10 U	10 U	10 U	10 U	10 U	10 U	10 U	10 U
Trichloroethene	10	10 U	10 U	10 U	10 U	10 U	10 U	10 U	10 U
Dibromochloromethane	10	10 U	10 U	10 U	10 U	10 U	10 U	10 U	10 U
1,1,2-Trichloroethane	10	10 U	10 U	10 U	10 U	10 U	10 U	10 U	10 U
Benzene	10	10 U	10 U	10 U	10 U	10 U	10 U	10 U	10 U
trans-1,3-Dichloropropene	10	10 U	10 U	10 U	10 U	10 U	10 U	10 U	10 U
Bromoform	10	10 U	10 U	10 U	10 U	10 U	10 U	10 U	10 U
4-Methyl-2-Pentanone	10	10 U	10 U	10 U	10 U	10 U	10 U	10 U	10 U
2-Hexanone	10	10 U	10 U	10 U	10 U	10 U	10 U	10 U	10 U
Tetrachloroethene	10	10 U	10 U	10 U	10 U	10 U	10 U	10 U	10 U
1,1,2,2-Tetrachloroethane	10	10 U	10 U	10 U	10 U	10 U	10 U	10 U	10 U
Toluene	10	10 U	10 U	10 U	10 U	10 U	10 U	10 U	10 U
Chlorobenzene	10	10 U	10 U	10 U	10 U	10 U	10 U	10 U	10 U
Ethylbenzene	10	10 U	10 U	10 U	10 U	10 U	10 U	10 U	10 U
Styrene	10	10 U	10 U	10 U	10 U	10 U	10 U	10 U	10 U
Total Xylenes	10	10 U	10 U	10 U	10 U	10 U	10 U	10 U	10 U

Dilution Factor:	1.00	1.00	1.00	1.00	1.00	1.00	1.00	1.00
Sample Volume\Weight (ml\g):	5.00	5.00	5.00	5.00	5.00	5.00	5.00	5.00
Associated Method Blank:	N9646.D	N9783.D	N9783.D	N9819.D	N9783.D	N9819.D	N9783.D	N9819.D
Associated Equipment Blank:	HFQSWX2XXX94XX	HFQSWX2XXX94XX	HFQSWX2XXX94XX	HFQSWX2XXX94XX	HFQSWX2XXX94XX	HFQSWX2XXX94XX	HFQSWX2XXX94XX	HFQSWX2XXX94XX
Associated Field Blank:	-	-	-	-	-	-	-	-
Associated Trip Blank:	HFQTX1XXX94XX	HFQTX1XXX94XX	HFQTX1XXX94XX	HFQTX2XXX94XX	HFQTX1XXX94XX	HFQTX2XXX94XX	HFQTX1XXX94XX	HFQTX1XXX94XX

Site: SURFACE WATER

U: not detected B: blank contamination

J: estimated

Table 2
Validation / Summary Table

LOCATION:	SW-101	SW-102 DUP	SW-102	SW-103	SW-104	SW-105	SW-106	SW-107
ISIS ID:	HFSW101XXX94XX	HFSW102XXX94XD	HFSW102XXX94XX	HFSW103XXX94XX	HFSW104XXX94XX	HFSW105XXX94XX	HFSW106XXX94XX	HFSW107XXX94XX
LAB NUMBER:	2226602	2226606	2226603	2228008	2226607	2228009	2226608	2228011
DATE SAMPLED:	10/11/94	10/11/94	10/11/94	10/12/94	10/11/94	10/12/94	10/11/94	10/12/94
DATE ANALYZED:	10/17/94	10/21/94	10/21/94	10/23/94	10/21/94	10/23/94	10/22/94	10/23/94

ANALYTE	SOW-3/90 - II	CRQL	SW-101	SW-102 DUP	SW-102	SW-103	SW-104	SW-105	SW-106	SW-107
Chloromethane	10		10 U	10 U	10 U	10 U	10 U	10 U	10 U	10 U
Bromomethane	10		10 U	10 U	10 U	10 U	10 U	10 U	10 U	10 U
Vinyl Chloride	10		10 U	10 U	10 U	10 U	10 U	10 U	10 U	10 U
Chloroethane	10		10 U	10 U	10 U	10 U	10 U	10 U	10 U	10 U
Methylene Chloride	10		10 UJ	10 UJ	10 UJ	10 U	10 UJ	10 U	10 UJ	10 U
Acetone	10		9 J	16 J	21 J	10 U	10 U	10 U	10 U	10 U
Carbon Disulfide	10		10 U	10 U	10 U	10 U	10 U	10 U	10 U	10 U
1,1-Dichloroethene	10		10 U	10 U	10 U	10 U	10 U	10 U	10 U	10 U
1,1-Dichloroethane	10		10 U	10 U	10 U	10 U	10 U	10 U	10 U	10 U
1,2-Dichloroethene (total)	10		10 U	10 U	10 U	10 U	10 U	10 U	10 U	10 U
Chloroform	10		10 U	10 U	10 U	10 U	10 U	10 U	10 U	10 U
1,2-Dichloroethane	10		10 U	10 U	10 U	10 U	10 U	10 U	10 U	10 U
2-Butanone	10		10 U	10 U	10 U	10 U	10 U	10 U	10 U	10 U
1,1,1-Trichloroethane	10		10 U	10 U	10 U	10 U	10 U	10 U	10 U	10 U
Carbon Tetrachloride	10		10 U	10 U	10 U	10 U	10 U	10 U	10 U	10 U
Bromodichloromethane	10		10 U	10 U	10 U	10 U	10 U	10 U	10 U	10 U
1,2-Dichloropropane	10		10 U	10 U	10 U	10 U	10 U	10 U	10 U	10 U
cis-1,3-Dichloropropene	10		10 U	10 U	10 U	10 U	10 U	10 U	10 U	10 U
Trichloroethene	10		10 U	10 U	10 U	10 U	10 U	10 U	10 U	10 U
Dibromochloromethane	10		10 U	10 U	10 U	10 U	10 U	10 U	10 U	10 U
1,1,2-Trichloroethane	10		10 U	10 U	10 U	10 U	10 U	10 U	10 U	10 U
Benzene	10		10 U	10 U	10 U	10 U	10 U	10 U	10 U	10 U
trans-1,3-Dichloropropene	10		10 U	10 U	10 U	10 U	10 U	10 U	10 U	10 U
Bromoform	10		10 U	10 U	10 U	10 U	10 U	10 U	10 U	10 U
4-Methyl-2-Pentanone	10		10 U	10 U	10 U	10 U	10 U	10 U	10 U	10 U
2-Hexanone	10		10 U	10 U	10 U	10 U	10 U	10 U	10 U	10 U
Tetrachloroethene	10		10 U	10 U	10 U	10 U	10 U	10 U	10 U	10 U
1,1,2,2-Tetrachloroethane	10		10 U	10 U	10 U	10 U	10 U	10 U	10 U	10 U
Toluene	10		10 U	10 U	10 U	10 U	10 U	10 U	10 U	10 U
Chlorobenzene	10		10 U	10 U	10 U	10 U	10 U	10 U	10 U	10 U
Ethylbenzene	10		10 U	10 U	10 U	10 U	10 U	10 U	10 U	10 U
Styrene	10		10 U	10 U	10 U	10 U	10 U	10 U	10 U	10 U
Total Xylenes	10		10 U	10 U	10 U	10 U	10 U	10 U	10 U	10 U

Dilution Factor:	1.00	1.00	1.00	1.00	1.00	1.00	1.00	1.00	1.00
Sample Volume\Weight (ml\g):	5.00	5.00	5.00	5.00	5.00	5.00	5.00	5.00	5.00

Associated Method Blank:	N9646.D	N9783.D	N9783.D	N9819.D	N9783.D	N9819.D	N9783.D	N9819.D
Associated Equipment Blank:	HFQSSX2XXX94XX	HFQSSX2XXX94XX	HFQSSX2XXX94XX	HFQSSX2XXX94XX	HFQSSX2XXX94XX	HFQSSX2XXX94XX	HFQSSX2XXX94XX	HFQSSX2XXX94XX
Associated Field Blank:	-	-	-	-	-	-	-	-
Associated Trip Blank:	HFQTX1XXX94XX	HFQTX1XXX94XX	HFQTX1XXX94XX	HFQTX2XXX94XX	HFQTX1XXX94XX	HFQTX2XXX94XX	HFQTX1XXX94XX	HFQTX1XXX94XX

Site: SURFACE WATER
 U: not detected
 J: estimated

Table 1
Laboratory Report of Analysis

LOCATION:	MW-101 DUP	MW-101	MW-102	MW-103	MW-104	MW-105	MW-106	MW-107
ISIS ID:	HFMW101XXX94XD	HFMW101XXX94XX	HFMW102XXX94XX	HFMW103XXX94XX	HFMW104XXX94XX	HFMW105XXX94XX	HFMW106XXX94XX	HFMW107XXX94XX
LAB NUMBER:	2263713	2263710	2263708	2263709	2263703	2263704	2263702	2263701
DATE SAMPLED:	11/29/94	11/29/94	11/29/94	11/29/94	11/29/94	11/29/94	11/29/94	11/29/94
DATE ANALYZED:	12/05/94	12/05/94	12/05/94	12/05/94	12/05/94	12/05/94	12/05/94	12/05/94

ANALYTE	SOW-3/90 - II	CRQL	MW-101	MW-102	MW-103	MW-104	MW-105	MW-106	MW-107
Chloromethane	10	U	10 U	10 U	10 U	10 U	10 U	10 U	10 U
Bromomethane	10	U	10 U	10 U	10 U	10 U	10 U	10 U	10 U
Vinyl Chloride	10	U	10 U	10 U	10 U	10 U	10 U	10 U	10 U
Chloroethane	10	U	10 U	10 U	10 U	10 U	10 U	10 U	10 U
Methylene Chloride	10	U	2 JB	6 JB	8 JB	9 JB	4 JB	8 JB	6 JB
Acetone	10	U	16	12	10 U	40	12	10 U	10 U
Carbon Disulfide	10	U	10 U	10 U	10 U	10 U	10 U	10 U	10 U
1,1-Dichloroethane	10	U	10 U	10 U	10 U	10 U	10 U	10 U	10 U
1,1-Dichloroethane	10	U	10 U	10 U	10 U	10 U	10 U	10 U	10 U
1,2-Dichloroethane (total)	10	U	10 U	10 U	10 U	10 U	10 U	10 U	10 U
Chloroform	10	U	10 U	10 U	10 U	10 U	10 U	10 U	10 U
1,2-Dichloroethane	10	U	10 U	10 U	10 U	10 U	10 U	10 U	10 U
2-Butanone	10	U	10 U	10 U	10 U	10 U	10 U	10 U	10 U
1,1,1-Trichloroethane	10	U	10 U	10 U	10 U	10 U	10 U	10 U	10 U
Carbon Tetrachloride	10	U	10 U	10 U	10 U	10 U	10 U	10 U	10 U
Bromodichloromethane	10	U	10 U	10 U	10 U	10 U	10 U	10 U	10 U
1,2-Dichloropropane	10	U	10 U	10 U	10 U	10 U	10 U	10 U	10 U
cis-1,3-Dichloropropene	10	U	10 U	10 U	10 U	10 U	10 U	10 U	10 U
Trichloroethene	10	U	10 U	10 U	10 U	10 U	10 U	10 U	10 U
Dibromochloromethane	10	U	10 U	10 U	10 U	10 U	10 U	10 U	10 U
1,1,2-Trichloroethane	10	U	10 U	10 U	10 U	10 U	10 U	10 U	10 U
Benzene	10	U	10 U	10 U	10 U	10 U	10 U	10 U	10 U
trans-1,3-Dichloropropene	10	U	10 U	10 U	10 U	10 U	10 U	10 U	10 U
Bromoform	10	U	10 U	10 U	10 U	10 U	10 U	10 U	10 U
4-Methyl-2-Pentanone	10	U	10 U	10 U	10 U	10 U	10 U	10 U	10 U
2-Hexanone	10	U	10 U	10 U	10 U	10 U	10 U	10 U	10 U
Tetrachloroethene	10	U	10 U	10 U	10 U	10 U	10 U	10 U	10 U
1,1,2,2-Tetrachloroethane	10	U	10 U	10 U	10 U	10 U	10 U	10 U	10 U
Toluene	10	U	10 U	10 U	10 U	10 U	10 U	10 U	10 U
Chlorobenzene	10	U	10 U	10 U	10 U	10 U	10 U	10 U	10 U
Ethylbenzene	10	U	10 U	10 U	10 U	10 U	10 U	10 U	10 U
Styrene	10	U	10 U	10 U	10 U	10 U	10 U	10 U	10 U
Total Xylenes	10	U	10 U	10 U	10 U	10 U	10 U	10 U	10 U

Dilution Factor:	1.00	1.00	1.00	1.00	1.00	1.00	1.00	1.00	1.00
Sample Volume\Weight (ml\g):	5.00	5.00	5.00	5.00	5.00	5.00	5.00	5.00	5.00
Associated Method Blank:	N0519.D	N0519.D	N0519.D	N0519.D	N0519.D	N0519.D	N0519.D	N0519.D	N0519.D
Associated Equipment Blank:	HFQSX10XXX94XX	HFQSX10XXX94XX	HFQSX10XXX94XX	HFQSX10XXX94XX	HFQSX10XXX94XX	HFQSX10XXX94XX	HFQSX10XXX94XX	HFQSX10XXX94XX	HFQSX10XXX94XX
Associated Field Blank:	-	-	-	-	-	-	-	-	-
Associated Trip Blank:	HFQT104XXX94XX	HFQT104XXX94XX	HFQT104XXX94XX	HFQT104XXX94XX	HFQT104XXX94XX	HFQT104XXX94XX	HFQT104XXX94XX	HFQT104XXX94XX	HFQT104XXX94XX

Site: MONITORING WELL
 U: not detected B: blank contamination
 J: estimated

Table 1
Laboratory Report of Analysis

LOCATION:	MW-108	MW-109	MW-110
ISIS ID:	HFMM108XXX94XX	HFMM109XXX94XX	HFMM110XXX94XX
LAB NUMBER:	2263707	2263706	2263705
DATE SAMPLED:	11/29/94	11/29/94	11/29/94
DATE ANALYZED:	12/05/94	12/05/94	12/05/94

ANALYTE	SOW-3/90 - II	CRQL			
Chloromethane	10	10 U	10 U	10 U	10 U
Bromomethane	10	10 U	10 U	10 U	10 U
Vinyl Chloride	10	10 U	10 U	10 U	10 U
Chloroethane	10	26	10 U	10 U	10 U
Methylene Chloride	10	6 JB	9 JB	6 JB	6 JB
Acetone	10	10 U	13	120	120
Carbon Disulfide	10	10 U	10 U	10 U	10 U
1,1-Dichloroethene	10	10 U	10 U	10 U	10 U
1,1-Dichloroethane	10	95	10 U	10 U	10 U
1,2-Dichloroethene (total)	10	10 U	10 U	10 U	10 U
Chloroform	10	10 U	10 U	10 U	10 U
1,2-Dichloroethane	10	10 U	10 U	10 U	10 U
2-Butanone	10	10 U	10 U	10 U	10 U
1,1,1-Trichloroethane	10	2 J	10 U	10 U	10 U
Carbon Tetrachloride	10	10 U	10 U	10 U	10 U
Bromodichloromethane	10	10 U	10 U	10 U	10 U
1,2-Dichloropropane	10	10 U	10 U	10 U	10 U
cis-1,3-Dichloropropene	10	10 U	10 U	10 U	10 U
Trichloroethene	10	10 U	10 U	10 U	10 U
Dibromochloromethane	10	10 U	10 U	10 U	10 U
1,1,2-Trichloroethane	10	10 U	10 U	10 U	10 U
Benzene	10	5 J	10 U	10 U	10 U
trans-1,3-Dichloropropene	10	10 U	10 U	10 U	10 U
Bromoform	10	10 U	10 U	10 U	10 U
4-Methyl-2-Pentanone	10	10 U	10 U	10 U	10 U
2-Hexanone	10	10 U	10 U	10 U	10 U
Tetrachloroethene	10	10 U	10 U	10 U	10 U
1,1,2,2-Tetrachloroethane	10	10 U	10 U	10 U	10 U
Toluene	10	10 U	10 U	10 U	10 U
Chlorobenzene	10	10 U	10 U	10 U	10 U
Ethylbenzene	10	10 U	10 U	10 U	10 U
Styrene	10	10 U	10 U	10 U	10 U
Total Xylenes	10	10 U	10 U	10 U	10 U

Dilution Factor:	1.00	1.00	1.00
Sample Volume\Weight (ml\g):	5.00	5.00	5.00

Associated Method Blank:	N0519.D	N0519.D	N0519.D
Associated Equipment Blank:	HFQSX10XXX94XX	HFQSX10XXX94XX	HFQSX10XXX94XX
Associated Field Blank:	-	-	-
Associated Trip Blank:	HFQT104XXX94XX	HFQT104XXX94XX	HFQT104XXX94XX

Site: MONITORING WELL

U: not detected B: blank contamination

J: estimated

Table 2
Validation / Summary Table

	LOCATION:	MW-101 DUP	MW-101	MW-102	MW-103	MW-104	MW-105	MW-106	MW-107
	ISIS ID:	HFMW101XXX94XX	HFMW101XXX94XX	HFMW102XXX94XX	HFMW103XXX94XX	HFMW104XXX94XX	HFMW105XXX94XX	HFMW106XXX94XX	HFMW107XXX94XX
	LAB NUMBER:	2263713	2263710	2263708	2263709	2263703	2263704	2263702	2263701
	DATE SAMPLED:	11/29/94	11/29/94	11/29/94	11/29/94	11/29/94	11/29/94	11/29/94	11/29/94
	DATE ANALYZED:	12/05/94	12/05/94	12/05/94	12/05/94	12/05/94	12/05/94	12/05/94	12/05/94
ANALYTE	SOW-3/90 - II	CRQL							
Chloromethane	10	10 U	10 U	10 U	10 U	10 U	10 U	10 U	10 U
Bromomethane	10	10 U	10 U	10 U	10 U	10 U	10 U	10 U	10 U
Vinyl Chloride	10	10 U	10 U	10 U	10 U	10 U	10 U	10 U	10 U
Chloroethane	10	10 U	10 U	10 U	10 U	10 U	10 U	10 U	10 U
Methylene Chloride	10	10 U	10 UJ	10 UJ	10 UJ	10 UJ	10 UJ	10 UJ	10 UJ
Acetone	10	16 UJ	21 UJ	12 UJ	10 U	40 UJ	12 UJ	12 UJ	10 U
Carbon Disulfide	10	10 U	10 U	10 U	10 U	10 U	10 U	10 U	10 U
1,1-Dichloroethene	10	10 U	10 U	10 U	10 U	10 U	10 U	10 U	10 U
1,1-Dichloroethane	10	10 U	10 U	10 U	10 U	10 U	10 U	10 U	10 U
1,2-Dichloroethene (total)	10	10 U	10 U	10 U	10 U	10 U	10 U	10 U	10 U
Chloroform	10	10 U	10 U	10 U	10 U	10 U	10 U	10 U	10 U
1,2-Dichloroethane	10	10 U	10 U	10 U	10 U	10 U	10 U	10 U	10 U
2-Butanone	10	10 U	10 U	10 U	10 U	10 U	10 U	10 U	10 U
1,1,1-Trichloroethane	10	10 U	10 U	10 U	10 U	10 U	10 U	10 U	10 U
Carbon Tetrachloride	10	10 U	10 U	10 U	10 U	10 U	10 U	10 U	10 U
Bromodichloromethane	10	10 U	10 U	10 U	10 U	10 U	10 U	10 U	10 U
1,2-Dichloropropane	10	10 U	10 U	10 U	10 U	10 U	10 U	10 U	10 U
cis-1,3-Dichloropropene	10	10 U	10 U	10 U	10 U	10 U	10 U	10 U	10 U
Trichloroethene	10	10 U	10 U	10 U	10 U	10 U	10 U	10 U	10 U
Dibromochloromethane	10	10 U	10 U	10 U	10 U	10 U	10 U	10 U	10 U
1,1,2-Trichloroethane	10	10 U	10 U	10 U	10 U	10 U	10 U	10 U	10 U
Benzene	10	10 U	10 U	10 U	10 U	10 U	10 U	10 U	10 U
trans-1,3-Dichloropropene	10	10 U	10 U	10 U	10 U	10 U	10 U	10 U	10 U
Bromoform	10	10 U	10 U	10 U	10 U	10 U	10 U	10 U	10 U
4-Methyl-2-Pentanone	10	10 U	10 U	10 U	10 U	10 U	10 U	10 U	10 U
2-Hexanone	10	10 U	10 U	10 U	10 U	10 U	10 U	10 U	10 U
Tetrachloroethene	10	10 U	10 U	10 U	10 U	10 U	10 U	10 U	10 U
1,1,2,2-Tetrachloroethane	10	10 U	10 U	10 U	10 U	10 U	10 U	10 U	10 U
Toluene	10	10 U	10 U	10 U	10 U	10 U	10 U	10 U	10 U
Chlorobenzene	10	10 U	10 U	10 U	10 U	10 U	10 U	10 U	10 U
Ethylbenzene	10	10 U	10 U	10 U	10 U	10 U	10 U	10 U	10 U
Styrene	10	10 U	10 U	10 U	10 U	10 U	10 U	10 U	10 U
Total Xylenes	10	10 U	10 U	10 U	10 U	10 U	10 U	10 U	10 U
Dilution Factor:	1.00	1.00	1.00	1.00	1.00	1.00	1.00	1.00	1.00
Sample Volume\Weight (m\g):	5.00	5.00	5.00	5.00	5.00	5.00	5.00	5.00	5.00
Associated Method Blank:	N0519.D	N0519.D	N0519.D	N0519.D	N0519.D	N0519.D	N0519.D	N0519.D	N0519.D
Associated Equipment Blank:	HFQSX10XXX94XX	HFQSX10XXX94XX	HFQSX10XXX94XX	HFQSX10XXX94XX	HFQSX10XXX94XX	HFQSX10XXX94XX	HFQSX10XXX94XX	HFQSX10XXX94XX	HFQSX10XXX94XX
Associated Field Blank:	-	-	-	-	-	-	-	-	-
Associated Trip Blank:	HFQT104XXX94XX	HFQT104XXX94XX	HFQT104XXX94XX	HFQT104XXX94XX	HFQT104XXX94XX	HFQT104XXX94XX	HFQT104XXX94XX	HFQT104XXX94XX	HFQT104XXX94XX

Site: MONITORING WELL

U: not detected

J: estimated

Table 2
Validation / Summary Table

LOCATION:	MW-108	MW-109	MW-110
ISIS ID:	HFMW108XXX94XX	HFMW109XXX94XX	HFMW110XXX94XX
LAB NUMBER:	2263707	2263706	2263705
DATE SAMPLED:	11/29/94	11/29/94	11/29/94
DATE ANALYZED:	12/05/94	12/05/94	12/05/94

ANALYTE	SOW-3/90 - II	CRQL			
Chloromethane	10	10	U	10	U
Bromomethane	10	10	U	10	U
Vinyl Chloride	10	10	U	10	U
Chloroethane	10	26		10	U
Methylene Chloride	10	10	UJ	10	UJ
Acetone	10	10	U	13	UJ
Carbon Disulfide	10	10	U	10	U
1,1-Dichloroethene	10	10	U	10	U
1,1-Dichloroethane	10	95		10	U
1,2-Dichloroethene (total)	10	10	U	10	U
Chloroform	10	10	U	10	U
1,2-Dichloroethane	10	10	U	10	U
2-Butanone	10	10	U	10	U
1,1,1-Trichloroethane	10	2	J	10	U
Carbon Tetrachloride	10	10	U	10	U
Bromodichloromethane	10	10	U	10	U
1,2-Dichloropropane	10	10	U	10	U
cis-1,3-Dichloropropene	10	10	U	10	U
Trichloroethene	10	10	U	10	U
Dibromochloromethane	10	10	U	10	U
1,1,2-Trichloroethane	10	10	U	10	U
Benzene	10	5	J	10	U
trans-1,3-Dichloropropene	10	10	U	10	U
Bromoform	10	10	U	10	U
4-Methyl-2-Pentanone	10	10	U	10	U
2-Hexanone	10	10	U	10	U
Tetrachloroethene	10	10	U	10	U
1,1,2,2-Tetrachloroethane	10	10	U	10	U
Toluene	10	10	U	10	U
Chlorobenzene	10	10	U	10	U
Ethylbenzene	10	10	U	10	U
Styrene	10	10	U	10	U
Total Xylenes	10	10	U	10	U

Dilution Factor:	1.00	1.00	1.00
Sample Volume\Weight (ml\g):	5.00	5.00	5.00
Associated Method Blank:	N0519.D	N0519.D	N0519.D
Associated Equipment Blank:	HFQSX10XXX94XX	HFQSX10XXX94XX	HFQSX10XXX94XX
Associated Field Blank:	-	-	-
Associated Trip Blank:	HFQT104XXX94XX	HFQT104XXX94XX	HFQT104XXX94XX

Site: MONITORING WELL

U: not detected

J: estimated

Table 1
Laboratory Report of Analysis

LOCATION:	CL-101 DUP	CL-101	CL-102	CL-103	CL-104	CL-105	CL-106	CL-107
ISIS ID:	HFCL101XXX94XD	HFCL101XXX94XX	HFCL102XXX94XX	HFCL103XXX94XX	HFCL104XXX94XX	HFCL105XXX94XX	HFCL106XXX94XX	HFCL107XXX94XX
LAB NUMBER:	2228004	2228001	2228005	2228006	2228007	2229001	2229002	2229005
DATE SAMPLED:	10/12/94	10/12/94	10/12/94	10/12/94	10/12/94	10/13/94	10/13/94	10/13/94
DATE ANALYZED:	10/23/94	10/23/94	10/23/94	10/23/94	10/23/94	10/23/94	10/23/94	10/24/94

ANALYTE	SOW-3/90 - II	CRQL	CL-101 DUP	CL-101	CL-102	CL-103	CL-104	CL-105	CL-106	CL-107
Chloromethane	10		10 U	10 U	10 U	10 U	10 U	10 U	10 U	10 U
Bromomethane	10		10 U	10 U	10 U	10 U	10 U	10 U	10 U	10 U
Vinyl Chloride	10		10 U	10 U	10 U	10 U	10 U	10 U	10 U	10 U
Chloroethane	10		10 U	10 U	10 U	10 U	10 U	10 U	10 U	10 U
Methylene Chloride	10		4 JB	3 JB	2 JB	2 JB	3 JB	3 JB	2 JB	9 JB
Acetone	10		10 U	10 U	10 U	10 U	10 U	10 U	10 U	10 U
Carbon Disulfide	10		10 U	10 U	10 U	10 U	10 U	10 U	10 U	10 U
1,1-Dichloroethene	10		10 U	10 U	10 U	10 U	10 U	10 U	10 U	10 U
1,1-Dichloroethane	10		10 U	10 U	10 U	10 U	10 U	10 U	10 U	10 U
1,2-Dichloroethene (total)	10		10 U	10 U	10 U	10 U	10 U	10 U	10 U	10 U
Chloroform	10		10 U	10 U	10 U	10 U	10 U	10 U	10 U	10 U
1,2-Dichloroethane	10		10 U	10 U	10 U	10 U	10 U	10 U	10 U	10 U
2-Butanone	10		10 U	10 U	10 U	10 U	10 U	10 U	10 U	10 U
1,1,1-Trichloroethane	10		10 U	10 U	10 U	10 U	10 U	10 U	10 U	10 U
Carbon Tetrachloride	10		10 U	10 U	10 U	10 U	10 U	10 U	10 U	10 U
Bromodichloromethane	10		10 U	10 U	10 U	10 U	10 U	10 U	10 U	10 U
1,2-Dichloropropane	10		10 U	10 U	10 U	10 U	10 U	10 U	10 U	10 U
cis-1,3-Dichloropropene	10		10 U	10 U	10 U	10 U	10 U	10 U	10 U	10 U
Trichloroethene	10		10 U	10 U	10 U	10 U	10 U	10 U	10 U	10 U
Dibromochloromethane	10		10 U	10 U	10 U	10 U	10 U	10 U	10 U	10 U
1,1,2-Trichloroethane	10		10 U	10 U	10 U	10 U	10 U	10 U	10 U	10 U
Benzene	10		10 U	10 U	10 U	10 U	10 U	10 U	10 U	10 U
trans-1,3-Dichloropropene	10		10 U	10 U	10 U	10 U	10 U	10 U	10 U	10 U
Bromoform	10		10 U	10 U	10 U	10 U	10 U	10 U	10 U	10 U
4-Methyl-2-Pentanone	10		10 U	10 U	10 U	10 U	10 U	10 U	10 U	10 U
2-Hexanone	10		10 U	10 U	10 U	10 U	10 U	10 U	10 U	10 U
Tetrachloroethene	10		10 U	10 U	10 U	10 U	10 U	10 U	10 U	10 U
1,1,2,2-Tetrachloroethane	10		10 U	10 U	10 U	10 U	10 U	10 U	10 U	10 U
Toluene	10		10 U	10 U	10 U	10 U	10 U	10 U	10 U	10 U
Chlorobenzene	10		10 U	10 U	10 U	10 U	10 U	10 U	10 U	10 U
Ethylbenzene	10		10 U	10 U	10 U	10 U	10 U	10 U	10 U	10 U
Styrene	10		10 U	10 U	10 U	10 U	10 U	10 U	10 U	10 U
Total Xylenes	10		10 U	10 U	10 U	10 U	10 U	10 U	10 U	10 U

Dilution Factor:	1.00	1.00	1.00	1.00	1.00	1.00	1.00	1.00	1.00	1.00
Sample Volume\Weight (ml\g):	5.00	5.00	5.00	5.00	5.00	5.00	5.00	5.00	5.00	5.00
Associated Method Blank:	N9819.D	N9819.D	N9819.D	N9819.D	N9819.D	N9819.D	N9819.D	N9819.D	N9819.D	N9846.D
Associated Equipment Blank:	HFQSQX7XXX94XX	HFQSQX7XXX94XX	HFQSQX7XXX94XX	HFQSQX7XXX94XX	HFQSQX7XXX94XX	HFQSQX7XXX94XX	HFQSQX7XXX94XX	HFQSQX7XXX94XX	HFQSQX7XXX94XX	HFQSQX7XXX94XX
Associated Field Blank:	-	-	-	-	-	-	-	-	-	-
Associated Trip Blank:	HFQTX2XXX94XX	HFQTX2XXX94XX	HFQTX2XXX94XX	HFQTX2XXX94XX	HFQTX2XXX94XX	HFQTX2XXX94XX	HFQTX2XXX94XX	HFQTX2XXX94XX	HFQTX2XXX94XX	HFQTX2XXX94XX

Site: SUMP LIQUIDS

U: not detected B: blank contamination
J: estimated

Table 1
Laboratory Report of Analysis

LOCATION:	CL-108	CL-109
ISIS ID:	HFCL108XXX94XX	HFCL109XXX94XX
LAB NUMBER:	2229003	2226601
DATE SAMPLED:	10/13/94	10/11/94
DATE ANALYZED:	10/23/94	10/17/94

ANALYTE	SOW-3/90 - II	CRQL		
Chloromethane	10		10 U	10 U
Bromomethane	10		10 U	10 U
Vinyl Chloride	10		10 U	10 U
Chloroethane	10		10 U	10 U
Methylene Chloride	10		3 JB	2 JB
Acetone	10		10 U	24
Carbon Disulfide	10		10 U	10 U
1,1-Dichloroethene	10		10 U	10 U
1,1-Dichloroethane	10		10 U	10 U
1,2-Dichloroethene (total)	10		10 U	10 U
Chloroform	10		10 U	10 U
1,2-Dichloroethane	10		10 U	10 U
2-Butanone	10		10 U	10 U
1,1,1-Trichloroethane	10		10 U	10 U
Carbon Tetrachloride	10		10 U	10 U
Bromodichloromethane	10		10 U	10 U
1,2-Dichloropropane	10		10 U	10 U
cis-1,3-Dichloropropene	10		10 U	10 U
Trichloroethene	10		10 U	10 U
Dibromochloromethane	10		10 U	10 U
1,1,2-Trichloroethane	10		10 U	10 U
Benzene	10		10 U	10 U
trans-1,3-Dichloropropene	10		10 U	10 U
Bromoform	10		10 U	10 U
4-Methyl-2-Pentanone	10		10 U	10 U
2-Hexanone	10		10 U	10 U
Tetrachloroethene	10		10 U	10 U
1,1,2,2-Tetrachloroethane	10		10 U	10 U
Toluene	10		10 U	10 U
Chlorobenzene	10		10 U	10 U
Ethylbenzene	10		10 U	10 U
Styrene	10		10 U	10 U
Total Xylenes	10		10 U	10 U

Dilution Factor:	1.00	1.00
Sample Volume\Weight (ml\g):	5.00	5.00
Associated Method Blank:	N9819.D	N9646.D
Associated Equipment Blank:	HFQSXX7XXX94XX	HFQSXX7XXX94XX
Associated Field Blank:	-	-
Associated Trip Blank:	HFQTX3XXX94XX	HFQTX1XXX94XX

Site: SUMP LIQUIDS

U: not detected B: blank contamination

J: estimated

Table 2
Validation / Summary Table

	CL-101 DUP	CL-101	CL-102	CL-103	CL-104	CL-105	CL-106	CL-107
LOCATION:	CL-101 DUP	CL-101	CL-102	CL-103	CL-104	CL-105	CL-106	CL-107
ISIS ID:	HFCL101XXX94XD	HFCL101XXX94XX	HFCL102XXX94XX	HFCL103XXX94XX	HFCL104XXX94XX	HFCL105XXX94XX	HFCL106XXX94XX	HFCL107XXX94XX
LAB NUMBER:	2228004	2228001	2228005	2228006	2228007	2229001	2229002	2229005
DATE SAMPLED:	10/12/94	10/12/94	10/12/94	10/12/94	10/12/94	10/13/94	10/13/94	10/13/94
DATE ANALYZED:	10/23/94	10/23/94	10/23/94	10/23/94	10/23/94	10/23/94	10/23/94	10/24/94
ANALYTE	SOW-3/90 - II	CRQL						
Chloromethane	10	10 U	10 U	10 U	10 U	10 U	10 U	10 U
Bromomethane	10	10 U	10 U	10 U	10 U	10 U	10 U	10 U
Vinyl Chloride	10	10 U	10 U	10 U	10 U	10 U	10 U	10 U
Chloroethane	10	10 U	10 U	10 U	10 U	10 U	10 U	10 U
Methylene Chloride	10	10 U	10 U	10 U	10 U	10 U	10 U	10 UJ
Acetone	10	10 U	10 U	10 U	10 U	10 U	10 U	10 U
Carbon Disulfide	10	10 U	10 U	10 U	10 U	10 U	10 U	10 U
1,1-Dichloroethene	10	10 UJ	10 UJ	10 U	10 U	10 U	10 U	10 U
1,1-Dichloroethane	10	10 U	10 U	10 U	10 U	10 U	10 U	10 U
1,2-Dichloroethene (total)	10	10 U	10 U	10 U	10 U	10 U	10 U	10 U
Chloroform	10	10 U	10 U	10 U	10 U	10 U	10 U	10 U
1,2-Dichloroethane	10	10 U	10 U	10 U	10 U	10 U	10 U	10 U
2-Butanone	10	10 U	10 U	10 U	10 U	10 U	10 U	10 U
1,1,1-Trichloroethane	10	10 U	10 U	10 U	10 U	10 U	10 U	10 U
Carbon Tetrachloride	10	10 U	10 U	10 U	10 U	10 U	10 U	10 U
Bromodichloromethane	10	10 U	10 U	10 U	10 U	10 U	10 U	10 U
1,2-Dichloropropane	10	10 U	10 U	10 U	10 U	10 U	10 U	10 U
cis-1,3-Dichloropropene	10	10 U	10 U	10 U	10 U	10 U	10 U	10 U
Trichloroethene	10	10 UJ	10 UJ	10 U	10 U	10 U	10 U	10 U
Dibromochloromethane	10	10 U	10 U	10 U	10 U	10 U	10 U	10 U
1,1,2-Trichloroethane	10	10 U	10 U	10 U	10 U	10 U	10 U	10 U
Benzene	10	10 UJ	10 UJ	10 U	10 U	10 U	10 U	10 U
trans-1,3-Dichloropropene	10	10 U	10 U	10 U	10 U	10 U	10 U	10 U
Bromoform	10	10 U	10 U	10 U	10 U	10 U	10 U	10 U
4-Methyl-2-Pentanone	10	10 U	10 U	10 U	10 U	10 U	10 U	10 U
2-Hexanone	10	10 U	10 U	10 U	10 U	10 U	10 U	10 U
Tetrachloroethene	10	10 U	10 U	10 U	10 U	10 U	10 U	10 U
1,1,2,2-Tetrachloroethane	10	10 U	10 U	10 U	10 U	10 U	10 U	10 U
Toluene	10	10 UJ	10 UJ	10 U	10 U	10 U	10 U	10 U
Chlorobenzene	10	10 UJ	10 UJ	10 U	10 U	10 U	10 U	10 U
Ethylbenzene	10	10 U	10 U	10 U	10 U	10 U	10 U	10 U
Styrene	10	10 U	10 U	10 U	10 U	10 U	10 U	10 U
Total Xylenes	10	10 U	10 U	10 U	10 U	10 U	10 U	10 U

	1.00	1.00	1.00	1.00	1.00	1.00	1.00	1.00
Dilution Factor:	1.00	1.00	1.00	1.00	1.00	1.00	1.00	1.00
Sample Volume\Weight (ml\g):	5.00	5.00	5.00	5.00	5.00	5.00	5.00	5.00
Associated Method Blank:	N9819.D	N9819.D	N9819.D	N9819.D	N9819.D	N9819.D	N9819.D	N9846.D
Associated Equipment Blank:	HFQSXX7XXX94XX	HFQSXX7XXX94XX	HFQSXX7XXX94XX	HFQSXX7XXX94XX	HFQSXX7XXX94XX	HFQSXX7XXX94XX	HFQSXX7XXX94XX	HFQSXX7XXX94XX
Associated Field Blank:	-	-	-	-	-	-	-	-
Associated Trip Blank:	HFQTX2XXX94XX	HFQTX2XXX94XX	HFQTX2XXX94XX	HFQTX2XXX94XX	HFQTX2XXX94XX	HFQTX2XXX94XX	HFQTX3XXX94XX	HFQTX3XXX94XX

Site: SUMP LIQUIDS
U: not detected
J: estimated

Table 2
Validation / Summary Table

LOCATION:	CL-108	CL-109
ISIS ID:	HFCL108XXX94XX	HFCL109XXX94XX
LAB NUMBER:	2229003	2226601
DATE SAMPLED:	10/13/94	10/11/94
DATE ANALYZED:	10/23/94	10/17/94

ANALYTE	SOW-3/90 - II	CRQL		
Chloromethane	10	10	U	10 U
Bromomethane	10	10	U	10 U
Vinyl Chloride	10	10	U	10 U
Chloroethane	10	10	U	10 U
Methylene Chloride	10	10	U	10 UJ
Acetone	10	10	U	24 UJ
Carbon Disulfide	10	10	U	10 U
1,1-Dichloroethene	10	10	U	10 U
1,1-Dichloroethane	10	10	U	10 U
1,2-Dichloroethene (total)	10	10	U	10 U
Chloroform	10	10	U	10 U
1,2-Dichloroethane	10	10	U	10 U
2-Butanone	10	10	U	10 U
1,1,1-Trichloroethane	10	10	U	10 U
Carbon Tetrachloride	10	10	U	10 U
Bromodichloromethane	10	10	U	10 U
1,2-Dichloropropane	10	10	U	10 U
cis-1,3-Dichloropropene	10	10	U	10 U
Trichloroethene	10	10	U	10 U
Dibromochloromethane	10	10	U	10 U
1,1,2-Trichloroethane	10	10	U	10 U
Benzene	10	10	U	10 U
trans-1,3-Dichloropropene	10	10	U	10 U
Bromoform	10	10	U	10 U
4-Methyl-2-Pentanone	10	10	U	10 U
2-Hexanone	10	10	U	10 U
Tetrachloroethene	10	10	U	10 U
1,1,2,2-Tetrachloroethane	10	10	U	10 U
Toluene	10	10	U	10 U
Chlorobenzene	10	10	U	10 U
Ethylbenzene	10	10	U	10 U
Styrene	10	10	U	10 U
Total Xylenes	10	10	U	10 U

Dilution Factor:	1.00	1.00
Sample Volume/Weight (ml/g):	5.00	5.00

Associated Method Blank:	N9819.D	N9646.D
Associated Equipment Blank:	HFQSXX7XXX94XX	HFQSXX7XXX94XX
Associated Field Blank:	-	-
Associated Trip Blank:	HFQTX3XXX94XX	HFQTX1XXX94XX

Site: SUMP LIQUIDS
U: not detected
J: estimated

Table 1
Laboratory Report of Analysis

LOCATION:	QS-10	QS-XX1	QS-XX2	QS-XX3	QS-XX4	QS-XX5	QS-XX6	QS-107
ISIS ID:	HFQSX10XXX94XX	HFQSX11XXX94XX	HFQSX22XXX94XX	HFQSX33XXX94XX	HFQSX44XXX94XX	HFQSX55XXX94XX	HFQSX66XXX94XX	HFQSX77XXX94XX
LAB NUMBER:	2263714	2225921	2226609	2226520	2226521	2226522	2227911	2228010
DATE SAMPLED:	11/29/94	10/10/94	10/11/94	10/11/94	10/11/94	10/11/94	10/12/94	10/12/94
DATE EXTRACTED:	12/05/94	10/13/94	10/16/94	10/16/94	10/16/94	10/16/94	10/17/94	10/17/94
DATE ANALYZED:	12/28/94	11/04/94	11/12/94	11/15/94	11/15/94	11/15/94	11/24/94	11/19/94

ANALYTE	SOW-3/90 - II	CRQL	QS-10	QS-XX1	QS-XX2	QS-XX3	QS-XX4	QS-XX5	QS-XX6	QS-107
Phenol	10		10	U	10	U	10	U	10	U
bis(2-Chloroethyl)ether	10		10	U	10	U	10	U	10	U
2-Chlorophenol	10		10	U	10	U	10	U	10	U
1,3-Dichlorobenzene	10		10	U	10	U	10	U	10	U
1,4-Dichlorobenzene	10		10	U	10	U	10	U	10	U
1,2-Dichlorobenzene	10		10	U	10	U	10	U	10	U
2-Methylphenol	10		10	U	10	U	10	U	10	U
2,2'-oxybis(1-Chloropropane)	10		10	U	10	U	10	U	10	U
4-Methylphenol	10		10	U	10	U	10	U	10	U
N-Nitroso-di-n-propylamine	10		10	U	10	U	10	U	10	U
Hexachloroethane	10		10	U	10	U	10	U	10	U
Nitrobenzene	10		10	U	10	U	10	U	10	U
Isophorone	10		10	U	10	U	10	U	10	U
2-Nitrophenol	10		10	U	10	U	10	U	10	U
2,4-Dimethylphenol	10		10	U	10	U	10	U	10	U
bis(2-Chloroethoxy)methane	10		10	U	10	U	10	U	10	U
2,4-Dichlorophenol	10		10	U	10	U	10	U	10	U
1,2,4-Trichlorobenzene	10		10	U	10	U	10	U	10	U
Naphthalene	10		10	U	10	U	10	U	10	U
4-Chloroaniline	10		10	U	10	U	10	U	10	U
Hexachlorobutadiene	10		10	U	10	U	10	U	10	U
4-Chloro-3-Methylphenol	10		10	U	10	U	10	U	10	U
2-Methylnaphthalene	10		10	U	10	U	10	U	10	U
Hexachlorocyclopentadiene	10		10	U	10	U	10	U	10	U
2,4,6-Trichlorophenol	10		10	U	10	U	10	U	10	U
2,4,5-Trichlorophenol	25		25	U	25	U	25	U	25	U
2-Chloronaphthalene	10		10	U	10	U	10	U	10	U
2-Nitroaniline	25		25	U	25	U	25	U	25	U
Dimethylphthalate	10		10	U	10	U	10	U	10	U
Acenaphthylene	10		10	U	10	U	10	U	10	U
2,6-Dinitrotoluene	10		10	U	10	U	10	U	10	U

Site: EQUIPMENT RINSATE

U: not detected B: blank contamination

J: estimated

Table 1
Laboratory Report of Analysis

LOCATION:	QS-10	QS-XX1	QS-XX2	QS-XX3	QS-XX4	QS-XX5	QS-XX6	QS-107
ISIS ID:	HFQSX10XXX94XX	HFQSX11XXX94XX	HFQSX22XXX94XX	HFQSX33XXX94XX	HFQSX44XXX94XX	HFQSX55XXX94XX	HFQSX66XXX94XX	HFQSX77XXX94XX
LAB NUMBER:	2263714	2225921	2226609	2226520	2226521	2226522	2227911	2228010
DATE SAMPLED:	11/29/94	10/10/94	10/11/94	10/11/94	10/11/94	10/11/94	10/12/94	10/12/94
DATE EXTRACTED:	12/05/94	10/13/94	10/16/94	10/16/94	10/16/94	10/16/94	10/17/94	10/17/94
DATE ANALYZED:	12/28/94	11/04/94	11/12/94	11/15/94	11/15/94	11/15/94	11/24/94	11/19/94

ANALYTE	SOW-3/90 - II	CRQL	QS-10	QS-XX1	QS-XX2	QS-XX3	QS-XX4	QS-XX5	QS-XX6	QS-107
3-Nitroaniline	25	U	25 U	25 U	25 U	25 U	25 U	25 U	25 U	25 U
Acenaphthene	10	U	10 U	10 U	10 U	10 U	10 U	10 U	10 U	10 U
2,4-Dinitrophenol	25	U	25 U	25 U	25 U	25 U	25 U	25 U	25 U	25 U
4-Nitrophenol	25	U	25 U	25 U	25 U	25 U	25 U	25 U	25 U	25 U
Dibenzofuran	10	U	10 U	10 U	10 U	10 U	10 U	10 U	10 U	10 U
2,4-Dinitrotoluene	10	U	10 U	10 U	10 U	10 U	10 U	10 U	10 U	10 U
Diethylphthalate	10	U	10 U	7 J	10 U	10 U	10 U	10 U	1 J	10 U
4-Chlorophenyl-phenylether	10	U	10 U	10 U	10 U	10 U	10 U	10 U	10 U	10 U
Fluorene	10	U	10 U	10 U	10 U	10 U	10 U	10 U	10 U	10 U
4-Nitroaniline	25	U	25 U	25 U	25 U	25 U	25 U	25 U	25 U	25 U
4,6-Dinitro-2-methylphenol	25	U	25 U	25 U	25 U	25 U	25 U	25 U	25 U	25 U
N-Nitrosodiphenylamine	10	U	10 U	10 U	10 U	10 U	10 U	10 U	10 U	10 U
4-Bromophenyl-phenylether	10	U	10 U	10 U	10 U	10 U	10 U	10 U	10 U	10 U
Hexachlorobenzene	10	U	10 U	10 U	10 U	10 U	10 U	10 U	10 U	10 U
Pentachlorophenol	25	U	25 U	25 U	25 U	25 U	25 U	25 U	25 U	25 U
Phenanthrene	10	U	10 U	10 U	10 U	10 U	10 U	10 U	10 U	10 U
Anthracene	10	U	10 U	10 U	10 U	10 U	10 U	10 U	10 U	10 U
Carbazole	10	U	10 U	10 U	10 U	10 U	10 U	10 U	10 U	10 U
Di-n-butylphthalate	10	U	10 U	10 U	10 U	10 U	10 U	10 U	10 U	10 U
Fluoranthene	10	U	10 U	10 U	10 U	10 U	10 U	10 U	10 U	10 U
Pyrene	10	U	10 U	10 U	10 U	10 U	10 U	10 U	10 U	10 U
Butylbenzylphthalate	10	U	10 U	10 U	10 U	10 U	10 U	10 U	10 U	10 U
3,3'-Dichlorobenzidine	10	U	10 U	10 U	10 U	10 U	10 U	10 U	10 U	10 U
Benzo(a)Anthracene	10	U	10 U	10 U	10 U	10 U	10 U	10 U	10 U	10 U
Chrysene	10	U	10 U	10 U	10 U	10 U	10 U	10 U	10 U	10 U
bis(2-Ethylhexyl)phthalate	10	U	10 U	16	10 U	10 U	10 U	10 U	71	1 JB
Di-n-octylphthalate	10	U	10 U	10 U	10 U	10 U	10 U	10 U	10 U	10 U
Benzo(b)Fluoranthene	10	U	10 U	10 U	10 U	10 U	10 U	10 U	10 U	10 U
Benzo(k)Fluoranthene	10	U	10 U	10 U	10 U	10 U	10 U	10 U	10 U	10 U
Benzo(a)Pyrene	10	U	10 U	10 U	10 U	10 U	10 U	10 U	10 U	10 U
Indeno(1,2,3-c,d)Pyrene	10	U	10 U	10 U	10 U	10 U	10 U	10 U	10 U	10 U
Dibenz(a,h)Anthracene	10	U	10 U	10 U	10 U	10 U	10 U	10 U	10 U	10 U
Benzo(g,h,i)perylene	10	U	10 U	10 U	10 U	10 U	10 U	10 U	10 U	10 U

Dilution Factor:	1.00	1.00	1.00	1.00	1.00	1.00	1.00	1.00	1.00
Sample Volume/Weight (ml/g):	1000	1000	1000	1000	1000	1000	1000	1000	1000
Associated Method Blank:	R2186.D	R1163.D	SWB1016A	S1440.D	S1440.D	S1440.D	S1440.D	R1528.D	Q1605.D
Associated Equipment Blank:	-	-	-	-	-	-	-	-	-
Associated Field Blank:	-	-	-	-	-	-	-	-	-

Site: EQUIPMENT RINSATE

U: not detected B: blank contamination

J: estimated

Table 1
Laboratory Report of Analysis

LOCATION:	QS-8	QS-9
ISIS ID:	HFQ8XX8XXX94XX	HFQ9XX9XXX94XX
LAB NUMBER:	2232314	2235108
DATE SAMPLED:	10/18/94	10/19/94
DATE EXTRACTED:	10/20/94	10/27/94
DATE ANALYZED:	11/26/94	11/29/94

ANALYTE	SOW-3/90 - II	CRQL		
Phenol	10	10	U	10 U
bis(2-Chloroethyl)ether	10	10	U	10 U
2-Chlorophenol	10	10	U	10 U
1,3-Dichlorobenzene	10	10	U	10 U
1,4-Dichlorobenzene	10	10	U	10 U
1,2-Dichlorobenzene	10	10	U	10 U
2-Methylphenol	10	10	U	10 U
2,2'-oxybis(1-Chloropropane)	10	10	U	10 U
4-Methylphenol	10	10	U	10 U
N-Nitroso-di-n-propylamine	10	10	U	10 U
Hexachloroethane	10	10	U	10 U
Nitrobenzene	10	10	U	10 U
Isophorone	10	10	U	10 U
2-Nitrophenol	10	10	U	10 U
2,4-Dimethylphenol	10	10	U	10 U
bis(2-Chloroethoxy)methane	10	10	U	10 U
2,4-Dichlorophenol	10	10	U	10 U
1,2,4-Trichlorobenzene	10	10	U	10 U
Naphthalene	10	10	U	10 U
4-Chloroaniline	10	10	U	10 U
Hexachlorobutadiene	10	10	U	10 U
4-Chloro-3-Methylphenol	10	10	U	10 U
2-Methylnaphthalene	10	10	U	10 U
Hexachlorocyclopentadiene	10	10	U	10 U
2,4,6-Trichlorophenol	10	10	U	10 U
2,4,5-Trichlorophenol	25	25	U	25 U
2-Chloronaphthalene	10	10	U	10 U
2-Nitroaniline	25	25	U	25 U
Dimethylphthalate	10	10	U	10 U
Acenaphthylene	10	10	U	10 U
2,6-Dinitrotoluene	10	10	U	10 U

Site: EQUIPMENT RINSATE

U: not detected B: blank contamination

J: estimated

Table 1
Laboratory Report of Analysis

LOCATION:	QS-8	QS-9
ISIS ID:	HFQ5X8XXX94XX	HFQ5X9XXX94XX
LAB NUMBER:	2232314	2235108
DATE SAMPLED:	10/18/94	10/19/94
DATE EXTRACTED:	10/20/94	10/27/94
DATE ANALYZED:	11/26/94	11/29/94

ANALYTE	SOW-3/90 - II	CRQL		
3-Nitroaniline	25		25	U
Acenaphthene	10		10	U
2,4-Dinitrophenol	25		25	U
4-Nitrophenol	25		25	U
Dibenzofuran	10		10	U
2,4-Dinitrotoluene	10		10	U
Diethylphthalate	10		2	J
4-Chlorophenyl-phenylether	10		10	U
Fluorene	10		10	U
4-Nitroaniline	25		25	U
4,6-Dinitro-2-methylphenol	25		25	U
N-Nitrosodiphenylamine	10		10	U
4-Bromophenyl-phenylether	10		10	U
Hexachlorobenzene	10		10	U
Pentachlorophenol	25		25	U
Phenanthrene	10		10	U
Anthracene	10		10	U
Carbazole	10		10	U
Di-n-butylphthalate	10		10	U
Fluoranthene	10		10	U
Pyrene	10		10	U
Butylbenzylphthalate	10		10	U
3,3'-Dichlorobenzidine	10		10	U
Benzo(a)Anthracene	10		10	U
Chrysene	10		10	U
bis(2-Ethylhexyl)phthalate	10		10	U
Di-n-octylphthalate	10		2	J
Benzo(b)Fluoranthene	10		10	U
Benzo(k)Fluoranthene	10		10	U
Benzo(a)Pyrene	10		10	U
Indeno(1,2,3-c,d)Pyrene	10		10	U
Dibenz(a,h)Anthracene	10		10	U
Benzo(g,h,i)perylene	10		10	U

Dilution Factor:	1.00	1.00
Sample Volume/Weight (ml/g):	1000	1000
Associated Method Blank:	S1682.D	R1595.D
Associated Equipment Blank:	-	-
Associated Field Blank:	-	-

Site: EQUIPMENT RINSATE

U: not detected B: blank contamination

J: estimated

Table 1
Laboratory Report of Analysis

LOCATION:	SW-101	SW-102 DUP	SW-102	SW-102	SW-102	SW-103	SW-104	SW-105
ISIS ID:	HFSW101XXX94XX	HFSW102XXX94XD	HFSW102XXX94XX	HFSW102XXX94XX	HFSW102XXX94XX	HFSW103XXX94XX	HFSW104XXX94XX	HFSW105XXX94XX
LAB NUMBER:	2226602	2226606	2226603	2226603 D	2226605 R	2228008	2226607	2228009
DATE SAMPLED:	10/11/94	10/11/94	10/11/94	10/11/94	10/11/94	10/12/94	10/11/94	10/12/94
DATE EXTRACTED:	10/16/94	10/16/94	10/16/94	10/16/94	11/19/95	10/17/94	10/16/94	10/17/94
DATE ANALYZED:	11/12/94	11/12/94	11/12/94	11/12/94	02/09/95	11/18/94	11/12/94	11/22/94

ANALYTE	SOW-3/90 - II	CRQL	SW-101	SW-102 DUP	SW-102	SW-102	SW-102	SW-103	SW-104	SW-105
Phenol	10		10 U	10 U	10 U	20 U	10 U	10 U	10 U	10 U
bis(2-Chloroethyl)ether	10		10 U	10 U	10 U	20 U	10 U	10 U	10 U	10 U
2-Chlorophenol	10		10 U	10 U	10 U	20 U	10 U	10 U	10 U	10 U
1,3-Dichlorobenzene	10		10 U	10 U	10 U	20 U	10 U	10 U	10 U	10 U
1,4-Dichlorobenzene	10		10 U	10 U	10 U	20 U	10 U	10 U	10 U	10 U
1,2-Dichlorobenzene	10		10 U	10 U	10 U	20 U	10 U	10 U	10 U	10 U
2-Methylphenol	10		10 U	10 U	10 U	20 U	10 U	10 U	10 U	10 U
2,2'-oxybis(1-Chloropropane)	10		10 U	10 U	10 U	20 U	10 U	10 U	10 U	10 U
4-Methylphenol	10		10 U	10 U	10 U	20 U	10 U	10 U	10 U	10 U
N-Nitroso-di-n-propylamine	10		10 U	10 U	10 U	20 U	10 U	10 U	10 U	10 U
Hexachloroethane	10		10 U	10 U	10 U	20 U	10 U	10 U	10 U	10 U
Nitrobenzene	10		10 U	10 U	10 U	20 U	10 U	10 U	10 U	10 U
Isophorone	10		10 U	10 U	10 U	20 U	10 U	10 U	10 U	10 U
2-Nitrophenol	10		10 U	10 U	10 U	20 U	10 U	10 U	10 U	10 U
2,4-Dimethylphenol	10		10 U	10 U	10 U	20 U	10 U	10 U	10 U	10 U
bis(2-Chloroethoxy)methane	10		10 U	10 U	10 U	20 U	10 U	10 U	10 U	10 U
2,4-Dichlorophenol	10		10 U	10 U	10 U	20 U	10 U	10 U	10 U	10 U
1,2,4-Trichlorobenzene	10		10 U	10 U	10 U	20 U	10 U	10 U	10 U	10 U
Naphthalene	10		10 U	10 U	10 U	20 U	10 U	10 U	10 U	10 U
4-Chloroaniline	10		10 U	10 U	10 U	20 U	10 U	10 U	10 U	10 U
Hexachlorobutadiene	10		10 U	10 U	10 U	20 U	10 U	10 U	10 U	10 U
4-Chloro-3-Methylphenol	10		10 U	10 U	10 U	20 U	10 U	10 U	10 U	10 U
2-Methylnaphthalene	10		10 U	10 U	10 U	20 U	10 U	10 U	10 U	10 U
Hexachlorocyclopentadiene	10		10 U	10 U	10 U	20 U	10 U	10 U	10 U	10 U
2,4,6-Trichlorophenol	10		10 U	10 U	10 U	20 U	10 U	10 U	10 U	10 U
2,4,5-Trichlorophenol	25		25 U	25 U	25 U	50 U	25 U	25 U	25 U	25 U
2-Chloronaphthalene	10		10 U	10 U	10 U	20 U	10 U	10 U	10 U	10 U
2-Nitroaniline	25		25 U	25 U	25 U	50 U	25 U	25 U	25 U	25 U
Dimethylphthalate	10		10 U	10 U	10 U	20 U	10 U	10 U	10 U	10 U
Acenaphthylene	10		10 U	10 U	10 U	20 U	10 U	10 U	10 U	10 U
2,6-Dinitrotoluene	10		10 U	10 U	10 U	20 U	10 U	10 U	10 U	10 U

Site: SURFACE WATER

U: not detected B: blank contamination

J: estimated

Table 1
Laboratory Report of Analysis

LOCATION:	SW-101	SW-102 DUP	SW-102	SW-102	SW-102	SW-103	SW-104	SW-105
ISIS ID:	HFSW101XXX94XX	HFSW102XXX94XD	HFSW102XXX94XX	HFSW102XXX94XX	HFSW102XXX94XX	HFSW103XXX94XX	HFSW104XXX94XX	HFSW105XXX94XX
LAB NUMBER:	2226602	2226606	2226603	2226603 D	2226605 R	2228008	2226607	2228009
DATE SAMPLED:	10/11/94	10/11/94	10/11/94	10/11/94	10/11/94	10/12/94	10/11/94	10/12/94
DATE EXTRACTED:	10/16/94	10/16/94	10/16/94	10/16/94	11/19/95	10/17/94	10/16/94	10/17/94
DATE ANALYZED:	11/12/94	11/12/94	11/12/94	11/12/94	02/09/95	11/18/94	11/12/94	11/22/94

ANALYTE	SOW-3/90 - II	CRQL								
3-Nitroaniline	25	25 U	25 U	25 U	50 U	25 U	25 U	25 U	25 U	25 U
Acenaphthene	10	10 U	10 U	10 U	20 U	10 U	10 U	10 U	10 U	10 U
2,4-Dinitrophenol	25	25 U	25 U	25 U	50 U	25 U	25 U	25 U	25 U	25 U
4-Nitrophenol	25	25 U	25 U	25 U	50 U	25 U	25 U	25 U	25 U	25 U
Dibenzofuran	10	10 U	10 U	10 U	20 U	10 U	10 U	10 U	10 U	10 U
2,4-Dinitrotoluene	10	10 U	10 U	10 U	20 U	10 U	10 U	10 U	10 U	10 U
Diethylphthalate	10	10 U	10 U	10 U	20 U	10 U	10 U	10 U	10 U	10 U
4-Chlorophenyl-phenylether	10	10 U	10 U	10 U	20 U	10 U	10 U	10 U	10 U	10 U
Fluorene	10	10 U	10 U	10 U	20 U	10 U	10 U	10 U	10 U	10 U
4-Nitroaniline	25	25 U	25 U	25 U	50 U	25 U	25 U	25 U	25 U	25 U
4,6-Dinitro-2-methylphenol	25	25 U	25 U	25 U	50 U	25 U	25 U	25 U	25 U	25 U
N-Nitrosodiphenylamine	10	10 U	10 U	10 U	20 U	10 U	10 U	10 U	10 U	10 U
4-Bromophenyl-phenylether	10	10 U	10 U	10 U	20 U	10 U	10 U	10 U	10 U	10 U
Hexachlorobenzene	10	10 U	10 U	10 U	20 U	10 U	10 U	10 U	10 U	10 U
Pentachlorophenol	25	25 U	25 U	25 U	50 U	25 U	25 U	25 U	25 U	25 U
Phenanthrene	10	10 U	10 U	10 U	20 U	10 U	10 U	10 U	10 U	10 U
Anthracene	10	10 U	10 U	10 U	20 U	10 U	10 U	10 U	10 U	10 U
Carbazole	10	10 U	10 U	10 U	20 U	10 U	10 U	10 U	10 U	10 U
Di-n-butylphthalate	10	10 U	10 U	10 U	20 U	10 U	10 U	10 U	10 U	10 U
Fluoranthene	10	10 U	10 U	10 U	20 U	10 U	10 U	10 U	10 U	10 U
Pyrene	10	10 U	10 U	10 U	20 U	10 U	10 U	10 U	10 U	10 U
Butylbenzylphthalate	10	10 U	10 U	10 U	20 U	10 U	10 U	10 U	10 U	10 U
3,3'-Dichlorobenzidine	10	10 U	10 U	10 U	20 U	10 U	10 U	10 U	10 U	10 U
Benzo(a)Anthracene	10	10 U	10 U	10 U	20 U	10 U	10 U	10 U	10 U	10 U
Chrysene	10	10 U	10 U	10 U	20 U	10 U	10 U	10 U	10 U	10 U
bis(2-Ethylhexyl)phthalate	10	10 U	10 U	10 U	20 U	10 U	2 JB	1 J	10 U	10 U
Di-n-octylphthalate	10	10 U	10 U	10 U	20 U	10 U	10 U	10 U	10 U	10 U
Benzo(b)Fluoranthene	10	10 U	10 U	10 U	20 U	10 U	10 U	10 U	10 U	10 U
Benzo(k)Fluoranthene	10	10 U	10 U	10 U	20 U	10 U	10 U	10 U	10 U	10 U
Benzo(a)Pyrene	10	10 U	10 U	10 U	20 U	10 U	10 U	10 U	10 U	10 U
Indeno(1,2,3-c,d)Pyrene	10	10 U	10 U	10 U	20 U	10 U	10 U	10 U	10 U	10 U
Dibenz(a,h)Anthracene	10	10 U	10 U	10 U	20 U	10 U	10 U	10 U	10 U	10 U
Benzo(g,h,i)perylene	10	10 U	10 U	10 U	20 U	10 U	10 U	10 U	10 U	10 U

Dilution Factor:	1.00	1.00	1.00	2.00	1.00	1.00	1.00	1.00	1.00
Sample Volume/Weight (ml/g):	1000	1000	1000	1000	1000	1000	1000	1000	1000
Associated Method Blank:	Q1481.D	Q1481.D	Q1481.D	Q1481.D	S2870.D	Q1605.D	Q1481.D	Q1605.D	Q1605.D
Associated Equipment Blank:	HFQ5XX2XXX94XX	HFQ5XX2XXX94XX	HFQ5XX2XXX94XX	HFQ5XX2XXX94XX	HFQ5XX2XXX94XX	HFQ5XX2XXX94XX	HFQ5XX2XXX94XX	HFQ5XX2XXX94XX	HFQ5XX2XXX94XX
Associated Field Blank:	-	-	-	-	-	-	-	-	-

Site: SURFACE WATER
 U: not detected B: blank contamination
 J: estimated

Table 1
Laboratory Report of Analysis

LOCATION:	SW-106	SW-107
ISIS ID:	HFSW106XXX94XX	HFSW107XXX94XX
LAB NUMBER:	2226608	2228011
DATE SAMPLED:	10/11/94	10/12/94
DATE EXTRACTED:	10/16/94	10/17/94
DATE ANALYZED:	11/12/94	11/19/94

ANALYTE	SOW-3/90 - II	CRQL				
Phenol	10		10	U	10	U
bis(2-Chloroethyl)ether	10		10	U	10	U
2-Chlorophenol	10		10	U	10	U
1,3-Dichlorobenzene	10		10	U	10	U
1,4-Dichlorobenzene	10		10	U	10	U
1,2-Dichlorobenzene	10		10	U	10	U
2-Methylphenol	10		10	U	10	U
2,2'-oxybis(1-Chloropropane)	10		10	U	10	U
4-Methylphenol	10		2	J	10	U
N-Nitroso-di-n-propylamine	10		10	U	10	U
Hexachloroethane	10		10	U	10	U
Nitrobenzene	10		10	U	10	U
Isophorone	10		10	U	10	U
2-Nitrophenol	10		10	U	10	U
2,4-Dimethylphenol	10		10	U	10	U
bis(2-Chloroethoxy)methane	10		10	U	10	U
2,4-Dichlorophenol	10		10	U	10	U
1,2,4-Trichlorobenzene	10		10	U	10	U
Naphthalene	10		10	U	10	U
4-Chloroaniline	10		10	U	10	U
Hexachlorobutadiene	10		10	U	10	U
4-Chloro-3-Methylphenol	10		10	U	10	U
2-Methylnaphthalene	10		10	U	10	U
Hexachlorocyclopentadiene	10		10	U	10	U
2,4,6-Trichlorophenol	10		10	U	10	U
2,4,5-Trichlorophenol	25		25	U	25	U
2-Chloronaphthalene	10		10	U	10	U
2-Nitroaniline	25		25	U	25	U
Dimethylphthalate	10		10	U	10	U
Acenaphthylene	10		10	U	10	U
2,6-Dinitrotoluene	10		10	U	10	U

Site: SURFACE WATER

U: not detected B: blank contamination

J: estimated

Table 1
Laboratory Report of Analysis

LOCATION:	SW-106	SW-107
ISIS ID:	HFSW106XXX94XX	HFSW107XXX94XX
LAB NUMBER:	2226608	2228011
DATE SAMPLED:	10/11/94	10/12/94
DATE EXTRACTED:	10/16/94	10/17/94
DATE ANALYZED:	11/12/94	11/19/94

ANALYTE	SOW-3/90 - II	CRQL		
3-Nitroaniline	25	25	U	25 U
Acenaphthene	10	10	U	10 U
2,4-Dinitrophenol	25	25	U	25 U
4-Nitrophenol	25	25	U	25 U
Dibenzofuran	10	10	U	10 U
2,4-Dinitrotoluene	10	10	U	10 U
Diethylphthalate	10	10	U	10 U
4-Chlorophenyl-phenylether	10	10	U	10 U
Fluorene	10	10	U	10 U
4-Nitroaniline	25	25	U	25 U
4,6-Dinitro-2-methylphenol	25	25	U	25 U
N-Nitrosodiphenylamine	10	10	U	10 U
4-Bromophenyl-phenylether	10	10	U	10 U
Hexachlorobenzene	10	10	U	10 U
Pentachlorophenol	25	25	U	25 U
Phenanthrene	10	10	U	10 U
Anthracene	10	10	U	10 U
Carbazole	10	10	U	10 U
Di-n-butylphthalate	10	10	U	10 U
Fluoranthene	10	10	U	10 U
Pyrene	10	10	U	10 U
Butylbenzylphthalate	10	10	U	10 U
3,3'-Dichlorobenzidine	10	10	U	10 U
Benzo(a)Anthracene	10	10	U	10 U
Chrysene	10	10	U	10 U
bis(2-Ethylhexyl)phthalate	10	10	U	10 U
Di-n-octylphthalate	10	10	U	10 U
Benzo(b)Fluoranthene	10	10	U	10 U
Benzo(k)Fluoranthene	10	10	U	10 U
Benzo(a)Pyrene	10	10	U	10 U
Indeno(1,2,3-c,d)Pyrene	10	10	U	10 U
Dibenz(a,h)Anthracene	10	10	U	10 U
Benzo(g,h,i)perylene	10	10	U	10 U

Dilution Factor:	1.00	1.00
Sample Volume\Weight (ml\g):	1000	1000
Associated Method Blank:	Q1481.D	Q1605.D
Associated Equipment Blank:	HFQ5XX2XXX94XX	HFQ5XX2XXX94XX
Associated Field Blank:		

Site: SURFACE WATER

U: not detected B: blank contamination
J: estimated

Table 2
Validation / Summary Table

LOCATION:	SW-101	SW-102 DUP	SW-102	SW-103	SW-104	SW-105	SW-106	SW-107
ISIS ID:	HFSW101XXX94XX	HFSW102XXX94XD	HFSW102XXX94XX	HFSW103XXX94XX	HFSW104XXX94XX	HFSW105XXX94XX	HFSW106XXX94XX	HFSW107XXX94XX
LAB NUMBER:	2226602	2226606	2226603	2228008	2226607	2228009	2226608	2228011
DATE SAMPLED:	10/11/94	10/11/94	10/11/94	10/12/94	10/11/94	10/12/94	10/11/94	10/12/94
DATE EXTRACTED:	10/16/94	10/16/94	10/16/94	10/17/94	10/16/94	10/17/94	10/16/94	10/17/94
DATE ANALYZED:	11/12/94	11/12/94	11/12/94	11/18/94	11/12/94	11/22/94	11/12/94	11/19/94

ANALYTE	SOW-3/90 - II	CRQL	SW-101	SW-102 DUP	SW-102	SW-103	SW-104	SW-105	SW-106	SW-107
Phenol	10		10 U	10 U	R	10 U	10 U	10 U	10 U	10 U
bis(2-Chloroethyl)ether	10		10 U	10 U	10 U	10 U	10 U	10 U	10 U	10 U
2-Chlorophenol	10		10 U	10 U	R	10 U	10 U	10 U	10 U	10 U
1,3-Dichlorobenzene	10		10 U	10 U	10 U	10 U	10 U	10 U	10 U	10 U
1,4-Dichlorobenzene	10		10 U	10 U	10 U	10 U	10 U	10 U	10 U	10 U
1,2-Dichlorobenzene	10		10 U	10 U	10 U	10 U	10 U	10 U	10 U	10 U
2-Methylphenol	10		10 U	10 U	R	10 U	10 U	10 U	10 U	10 U
2,2'-oxybis(1-Chloropropane)	10		10 U	10 U	10 U	10 U	10 U	10 U	10 U	10 U
4-Methylphenol	10		10 U	10 U	R	10 U	10 U	10 U	2 J	10 U
N-Nitroso-di-n-propylamine	10		10 U	10 U	10 U	10 U	10 U	10 U	10 U	10 U
Hexachloroethane	10		10 U	10 U	10 U	10 U	10 U	10 U	10 U	10 U
Nitrobenzene	10		10 U	10 U	10 U	10 U	10 U	10 U	10 U	10 U
Isophorone	10		10 U	10 U	10 U	10 U	10 U	10 U	10 U	10 U
2-Nitrophenol	10		10 U	10 U	R	10 U	10 U	10 U	10 U	10 U
2,4-Dimethylphenol	10		10 U	10 U	R	10 U	10 U	10 U	10 U	10 U
bis(2-Chloroethoxy)methane	10		10 U	10 U	10 U	10 U	10 U	10 U	10 U	10 U
2,4-Dichlorophenol	10		10 U	10 U	R	10 U	10 U	10 U	10 U	10 U
1,2,4-Trichlorobenzene	10		10 U	10 U	10 U	10 U	10 U	10 U	10 U	10 U
Naphthalene	10		10 U	10 U	10 U	10 U	10 U	10 U	10 U	10 U
4-Chloroaniline	10		10 U	10 U	10 U	10 U	10 U	10 U	10 U	10 U
Hexachlorobutadiene	10		10 U	10 U	10 U	10 U	10 U	10 U	10 U	10 U
4-Chloro-3-Methylphenol	10		10 U	10 U	R	10 U	10 U	10 U	10 U	10 U
2-Methylnaphthalene	10		10 U	10 U	10 U	10 U	10 U	10 U	10 U	10 U
Hexachlorocyclopentadiene	10		10 U	10 U	10 U	10 UJ	10 U	10 UJ	10 U	10 UJ
2,4,6-Trichlorophenol	10		10 U	10 U	R	10 U	10 U	10 U	10 U	10 U
2,4,5-Trichlorophenol	25		25 U	25 U	R	25 U	25 U	25 U	25 U	25 U
2-Chloronaphthalene	10		10 U	10 U	10 U	10 U	10 U	10 U	10 U	10 U
2-Nitroaniline	25		25 U	25 U	25 U	25 U	25 U	25 U	25 U	25 U
Dimethylphthalate	10		10 U	10 U	10 U	10 U	10 U	10 U	10 U	10 U
Acenaphthylene	10		10 U	10 U	10 U	10 U	10 U	10 U	10 U	10 U
2,6-Dinitrotoluene	10		10 U	10 U	10 U	10 U	10 U	10 U	10 U	10 U

Site: SURFACE WATER
 U: not detected R: unusable
 J: estimated

Table 2
Validation / Summary Table

LOCATION:	SW-101	SW-102 DUP	SW-102	SW-103	SW-104	SW-105	SW-106	SW-107
ISIS ID:	HFSW101XXX94XX	HFSW102XXX94XD	HFSW102XXX94XX	HFSW103XXX94XX	HFSW104XXX94XX	HFSW105XXX94XX	HFSW106XXX94XX	HFSW107XXX94XX
LAB NUMBER:	2226602	2226606	2226603	2228008	2226607	2228009	2226608	2228011
DATE SAMPLED:	10/11/94	10/11/94	10/11/94	10/12/94	10/11/94	10/12/94	10/11/94	10/12/94
DATE EXTRACTED:	10/16/94	10/16/94	10/16/94	10/17/94	10/16/94	10/17/94	10/16/94	10/17/94
DATE ANALYZED:	11/12/94	11/12/94	11/12/94	11/18/94	11/12/94	11/22/94	11/12/94	11/19/94

ANALYTE	SOW-3/90 - 11	CRQL													
3-Nitroaniline	25	U	25	U	25	U	25	U	25	U					
Acenaphthene	10	U	10	U	10	U	10	U	10	U					
2,4-Dinitrophenol	25	U	25	U	R	25	U	25	U	25	U				
4-Nitrophenol	25	U	25	U	R	25	U	25	U	25	U				
Dibenzofuran	10	U	10	U	10	U	10	U	10	U	10	U			
2,4-Dinitrotoluene	10	U	10	U	10	U	10	U	10	U	10	U			
Diethylphthalate	10	U	10	U	10	U	10	U	10	U	10	U			
4-Chlorophenyl-phenylether	10	U	10	U	10	U	10	U	10	U	10	U			
Fluorene	10	U	10	U	10	U	10	U	10	U	10	U			
4-Nitroaniline	25	U	25	U	25	U	25	U	25	U	25	U			
4,6-Dinitro-2-methylphenol	25	U	25	U	R	25	U	25	U	25	U	25	U		
N-Nitrosodiphenylamine	10	U	10	U	10	U	10	U	10	U	10	U	10	U	
4-Bromophenyl-phenylether	10	U	10	U	10	U	10	U	10	U	10	U	10	U	
Hexachlorobenzene	10	U	10	U	10	U	10	U	10	U	10	U	10	U	
Pentachlorophenol	25	U	25	U	R	25	U	25	U	25	U	25	U	25	U
Phenanthrene	10	U	10	U	10	U	10	U	10	U	10	U	10	U	
Anthracene	10	U	10	U	10	U	10	U	10	U	10	U	10	U	
Carbazole	10	U	10	U	10	U	10	U	10	U	10	U	10	U	
Di-n-butylphthalate	10	U	10	U	10	U	10	U	10	U	10	U	10	U	
Fluoranthene	10	U	10	U	10	U	10	U	10	U	10	U	10	U	
Pyrene	10	U	10	U	10	U	10	U	10	U	10	U	10	U	
Butylbenzylphthalate	10	U	10	U	10	U	10	U	10	U	10	U	10	U	
3,3'-Dichlorobenzidine	10	U	10	U	10	U	10	U	10	U	10	U	10	U	
Benzo(a)Anthracene	10	U	10	U	10	U	10	U	10	U	10	U	10	U	
Chrysene	10	U	10	U	10	U	10	U	10	U	10	U	10	U	
bis(2-Ethylhexyl)phthalate	10	U	10	U	10	U	1	J	10	U	10	U	10	U	
Di-n-octylphthalate	10	U	10	U	10	U	10	U	10	U	10	U	10	U	
Benzo(b)Fluoranthene	10	U	10	U	10	U	10	U	10	U	10	U	10	U	
Benzo(k)Fluoranthene	10	U	10	U	10	U	10	U	10	U	10	U	10	U	
Benzo(a)Pyrene	10	U	10	U	10	U	10	U	10	U	10	U	10	U	
Indeno(1,2,3-c,d)Pyrene	10	U	10	U	10	U	10	U	10	U	10	U	10	U	
Dibenz(a,h)Anthracene	10	U	10	U	10	U	10	U	10	U	10	U	10	U	
Benzo(g,h,i)perylene	10	U	10	U	10	U	10	U	10	U	10	U	10	U	

Dilution Factor:	1.00	1.00	1.00	1.00	1.00	1.00	1.00	1.00	1.00
Sample Volume\Weight (ml\g):	1000	1000	1000	1000	1000	1000	1000	1000	1000
Associated Method Blank:	Q1481.D	Q1481.D	Q1481.D	Q1605.D	Q1481.D	Q1605.D	Q1481.D	Q1605.D	
Associated Equipment Blank:	HFSQXX2XXX94XX	HFSQXX2XXX94XX	HFSQXX2XXX94XX	HFSQXX2XXX94XX	HFSQXX2XXX94XX	HFSQXX2XXX94XX	HFSQXX2XXX94XX	HFSQXX2XXX94XX	
Associated Field Blank:	-	-	-	-	-	-	-	-	

Site: SURFACE WATER
 U: not detected R: unusable
 J: estimated

Table 1
Laboratory Report of Analysis

LOCATION:	MW-101 DUP	MW-101	MW-102	MW-103	MW-104	MW-105	MW-106	MW-107
ISIS ID:	HFMW101XXX94XD	HFMW101XXX94XX	HFMW102XXX94XX	HFMW103XXX94XX	HFMW104XXX94XX	HFMW105XXX94XX	HFMW106XXX94XX	HFMW107XXX94XX
LAB NUMBER:	2263713	2263710	2263708	2263709	2263703	2263704	2263702	2263701
DATE SAMPLED:	11/29/94	11/29/94	11/29/94	11/29/94	11/29/94	11/29/94	11/29/94	11/29/94
DATE EXTRACTED:	12/05/94	12/05/94	12/05/94	12/05/94	12/05/94	12/05/94	12/05/94	12/05/94
DATE ANALYZED:	12/28/94	12/27/94	12/27/94	12/27/94	12/27/94	12/27/94	12/27/94	12/28/94

ANALYTE	SOW-3/90 - II	CRQL	MW-101	MW-102	MW-103	MW-104	MW-105	MW-106	MW-107
Phenol	10		10 U	10 U	10 U	10 U	10 U	10 U	10 U
bis(2-Chloroethyl)ether	10		10 U	10 U	10 U	10 U	10 U	10 U	10 U
2-Chlorophenol	10		10 U	10 U	10 U	10 U	10 U	10 U	10 U
1,3-Dichlorobenzene	10		10 U	10 U	10 U	10 U	10 U	10 U	10 U
1,4-Dichlorobenzene	10		10 U	10 U	10 U	10 U	10 U	10 U	10 U
1,2-Dichlorobenzene	10		10 U	10 U	10 U	10 U	10 U	10 U	10 U
2-Methylphenol	10		10 U	10 U	10 U	10 U	10 U	10 U	10 U
2,2'-oxybis(1-Chloropropane)	10		10 U	10 U	10 U	10 U	10 U	10 U	10 U
4-Methylphenol	3 J		2 J	10 U	10 U	10 U	10 U	10 U	10 U
N-Nitroso-di-n-propylamine	10		10 U	10 U	10 U	10 U	10 U	10 U	10 U
Hexachloroethane	10		10 U	10 U	10 U	10 U	10 U	10 U	10 U
Nitrobenzene	10		10 U	10 U	10 U	10 U	10 U	10 U	10 U
Isophorone	10		10 U	10 U	10 U	10 U	10 U	10 U	10 U
2-Nitrophenol	10		10 U	10 U	10 U	10 U	10 U	10 U	10 U
2,4-Dimethylphenol	10		10 U	10 U	10 U	10 U	10 U	10 U	10 U
bis(2-Chloroethoxy)methane	10		10 U	10 U	10 U	10 U	10 U	10 U	10 U
2,4-Dichlorophenol	10		10 U	10 U	10 U	10 U	10 U	10 U	10 U
1,2,4-Trichlorobenzene	10		10 U	10 U	10 U	10 U	10 U	10 U	10 U
Naphthalene	10		2 J	10 U	10 U	10 U	10 U	10 U	10 U
4-Chloroaniline	10		10 U	10 U	10 U	10 U	10 U	10 U	10 U
Hexachlorobutadiene	10		10 U	10 U	10 U	10 U	10 U	10 U	10 U
4-Chloro-3-Methylphenol	10		10 U	10 U	10 U	10 U	10 U	10 U	10 U
2-Methylnaphthalene	10		10 U	10 U	10 U	10 U	10 U	10 U	10 U
Hexachlorocyclopentadiene	10		10 U	10 U	10 U	10 U	10 U	10 U	10 U
2,4,6-Trichlorophenol	10		10 U	10 U	10 U	10 U	10 U	10 U	10 U
2,4,5-Trichlorophenol	25		25 U	25 U	25 U	25 U	25 U	25 U	25 U
2-Chloronaphthalene	10		10 U	10 U	10 U	10 U	10 U	10 U	10 U
2-Nitroaniline	25		25 U	25 U	25 U	25 U	25 U	25 U	25 U
Dimethylphthalate	10		10 U	10 U	10 U	10 U	10 U	10 U	10 U
Acenaphthylene	10		10 U	10 U	10 U	10 U	10 U	10 U	10 U
2,6-Dinitrotoluene	10		10 U	10 U	10 U	10 U	10 U	10 U	10 U

Site: MONITORING WELL

U: not detected

J: estimated

Table 1
Laboratory Report of Analysis

LOCATION:	MW-101 DUP	MW-101	MW-102	MW-103	MW-104	MW-105	MW-106	MW-107
ISIS ID:	HFMW101XXX94XD	HFMW101XXX94XX	HFMW102XXX94XX	HFMW103XXX94XX	HFMW104XXX94XX	HFMW105XXX94XX	HFMW106XXX94XX	HFMW107XXX94XX
LAB NUMBER:	2263713	2263710	2263708	2263709	2263703	2263704	2263702	2263701
DATE SAMPLED:	11/29/94	11/29/94	11/29/94	11/29/94	11/29/94	11/29/94	11/29/94	11/29/94
DATE EXTRACTED:	12/05/94	12/05/94	12/05/94	12/05/94	12/05/94	12/05/94	12/05/94	12/05/94
DATE ANALYZED:	12/28/94	12/27/94	12/27/94	12/27/94	12/27/94	12/27/94	12/27/94	12/28/94

ANALYTE	SOW-3/90 - II	CRQL								
3-Nitroaniline	25	U	25	U	25	U	25	U	25	U
Acenaphthene	10	U	10	U	10	U	10	U	10	U
2,4-Dinitrophenol	25	U	25	U	25	U	25	U	25	U
4-Nitrophenol	25	U	25	U	25	U	25	U	25	U
Dibenzofuran	10	U	10	U	10	U	10	U	10	U
2,4-Dinitrotoluene	10	U	10	U	10	U	10	U	10	U
Diethylphthalate	10	U	10	U	10	U	10	U	10	U
4-Chlorophenyl-phenylether	10	U	10	U	10	U	10	U	10	U
Fluorene	10	U	10	U	10	U	10	U	10	U
4-Nitroaniline	25	U	25	U	25	U	25	U	25	U
4,6-Dinitro-2-methylphenol	25	U	25	U	25	U	25	U	25	U
N-Nitrosodiphenylamine	10	U	10	U	10	U	10	U	10	U
4-Bromophenyl-phenylether	10	U	10	U	10	U	10	U	10	U
Hexachlorobenzene	10	U	10	U	10	U	10	U	10	U
Pentachlorophenol	25	U	1	J	25	U	25	U	25	U
Phenanthrene	10	U	10	U	10	U	10	U	10	U
Anthracene	10	U	10	U	10	U	10	U	10	U
Carbazole	10	U	10	U	10	U	10	U	10	U
Di-n-butylphthalate	10	U	10	U	10	U	10	U	10	U
Fluoranthene	10	U	10	U	10	U	10	U	10	U
Pyrene	10	U	10	U	10	U	10	U	10	U
Butylbenzylphthalate	10	U	10	U	10	U	10	U	10	U
3,3'-Dichlorobenzidine	10	U	10	U	10	U	10	U	10	U
Benzo(a)Anthracene	10	U	10	U	10	U	10	U	10	U
Chrysene	10	U	10	U	10	U	10	U	10	U
bis(2-Ethylhexyl)phthalate	10	U	2	J	10	U	10	U	10	U
Di-n-octylphthalate	10	U	10	U	10	U	10	U	10	U
Benzo(b)Fluoranthene	10	U	10	U	10	U	10	U	10	U
Benzo(k)Fluoranthene	10	U	10	U	10	U	10	U	10	U
Benzo(a)Pyrene	10	U	10	U	10	U	10	U	10	U
Indeno(1,2,3-c,d)Pyrene	10	U	10	U	10	U	10	U	10	U
Dibenz(a,h)Anthracene	10	U	10	U	10	U	10	U	10	U
Benzo(g,h,i)perylene	10	U	10	U	10	U	10	U	10	U

Dilution Factor:	1.00	1.00	1.00	1.00	1.00	1.00	1.00	1.00	1.00
Sample Volume\Weight (ml\g):	1000	1000	1000	1000	1000	1000	1000	1000	1000
Associated Method Blank:	R2186.D	R2186.D	R2186.D	R2186.D	R2186.D	R2186.D	R2186.D	R2186.D	R2186.D
Associated Equipment Blank:	HFQSX10XXX94XX	HFQSX10XXX94XX	HFQSX10XXX94XX	HFQSX10XXX94XX	HFQSX10XXX94XX	HFQSX10XXX94XX	HFQSX10XXX94XX	HFQSX10XXX94XX	HFQSX10XXX94XX
Associated Field Blank:									

Site: MONITORING WELL
U: not detected
J: estimated

Table 1
Laboratory Report of Analysis

LOCATION:	MW-108	MW-109	MW-110
ISIS ID:	HFMW108XXX94XX	HFMW109XXX94XX	HFMW110XXX94XX
LAB NUMBER:	2263707	2263706	2263705
DATE SAMPLED:	11/29/94	11/29/94	11/29/94
DATE EXTRACTED:	12/05/94	12/05/94	12/05/94
DATE ANALYZED:	12/27/94	12/27/94	12/27/94

ANALYTE	SOW-3/90 - 11	CRQL			
Phenol	10		10 U	10 U	10 U
bis(2-Chloroethyl)ether	10		10 U	10 U	10 U
2-Chlorophenol	10		10 U	10 U	10 U
1,3-Dichlorobenzene	10		10 U	10 U	10 U
1,4-Dichlorobenzene	10		10 U	10 U	10 U
1,2-Dichlorobenzene	10		10 U	10 U	10 U
2-Methylphenol	10		10 U	10 U	10 U
2,2'-oxybis(1-Chloropropane)	10		10 U	10 U	10 U
4-Methylphenol	10		10 U	10 U	10 U
N-Nitroso-di-n-propylamine	10		10 U	10 U	10 U
Hexachloroethane	10		10 U	10 U	10 U
Nitrobenzene	10		10 U	10 U	10 U
Isophorone	10		10 U	10 U	10 U
2-Nitrophenol	10		10 U	10 U	10 U
2,4-Dimethylphenol	10		10 U	10 U	10 U
bis(2-Chloroethoxy)methane	10		10 U	10 U	10 U
2,4-Dichlorophenol	10		10 U	10 U	10 U
1,2,4-Trichlorobenzene	10		10 U	10 U	10 U
Naphthalene	10		10 U	10 U	10 U
4-Chloroaniline	10		10 U	10 U	10 U
Hexachlorobutadiene	10		10 U	10 U	10 U
4-Chloro-3-Methylphenol	10		10 U	10 U	10 U
2-Methylnaphthalene	10		10 U	10 U	10 U
Hexachlorocyclopentadiene	10		10 U	10 U	10 U
2,4,6-Trichlorophenol	10		10 U	10 U	10 U
2,4,5-Trichlorophenol	25		25 U	25 U	25 U
2-Chloronaphthalene	10		10 U	10 U	10 U
2-Nitroaniline	25		25 U	25 U	25 U
Dimethylphthalate	10		10 U	10 U	10 U
Acenaphthylene	10		10 U	10 U	10 U
2,6-Dinitrotoluene	10		10 U	10 U	10 U

Site: MONITORING WELL
U: not detected
J: estimated

Table 1
Laboratory Report of Analysis

LOCATION:	MW-108	MW-109	MW-110
ISIS ID:	HFMW108XXX94XX	HFMW109XXX94XX	HFMW110XXX94XX
LAB NUMBER:	2263707	2263706	2263705
DATE SAMPLED:	11/29/94	11/29/94	11/29/94
DATE EXTRACTED:	12/05/94	12/05/94	12/05/94
DATE ANALYZED:	12/27/94	12/27/94	12/27/94

ANALYTE	SOW-3/90 - II	CRQL			
3-Nitroaniline	25	25 U	25 U	25 U	25 U
Acenaphthene	10	10 U	10 U	10 U	10 U
2,4-Dinitrophenol	25	25 U	25 U	25 U	25 U
4-Nitrophenol	25	25 U	25 U	25 U	25 U
Dibenzofuran	10	10 U	10 U	10 U	10 U
2,4-Dinitrotoluene	10	10 U	10 U	10 U	10 U
Diethylphthalate	10	10 U	10 U	10 U	10 U
4-Chlorophenyl-phenylether	10	10 U	10 U	10 U	10 U
Fluorene	10	10 U	10 U	10 U	10 U
4-Nitroaniline	25	25 U	25 U	25 U	25 U
4,6-Dinitro-2-methylphenol	25	25 U	25 U	25 U	25 U
N-Nitrosodiphenylamine	10	10 U	10 U	10 U	10 U
4-Bromophenyl-phenylether	10	10 U	10 U	10 U	10 U
Hexachlorobenzene	10	10 U	10 U	10 U	10 U
Pentachlorophenol	25	25 U	25 U	25 U	25 U
Phenanthrene	10	10 U	10 U	10 U	10 U
Anthracene	10	10 U	10 U	10 U	10 U
Carbazole	10	10 U	10 U	10 U	10 U
Di-n-butylphthalate	10	10 U	10 U	10 U	10 U
Fluoranthene	10	10 U	10 U	10 U	10 U
Pyrene	10	10 U	10 U	10 U	10 U
Butylbenzylphthalate	10	10 U	10 U	10 U	10 U
3,3'-Dichlorobenzidine	10	10 U	10 U	10 U	10 U
Benzo(a)Anthracene	10	10 U	10 U	10 U	10 U
Chrysene	10	10 U	10 U	10 U	10 U
bis(2-Ethylhexyl)phthalate	10	10 U	10 U	10 U	10 U
Di-n-octylphthalate	10	10 U	10 U	10 U	10 U
Benzo(b)Fluoranthene	10	10 U	10 U	10 U	10 U
Benzo(k)Fluoranthene	10	10 U	10 U	10 U	10 U
Benzo(a)Pyrene	10	10 U	10 U	10 U	10 U
Indeno(1,2,3-c,d)Pyrene	10	10 U	10 U	10 U	10 U
Dibenz(a,h)Anthracene	10	10 U	10 U	10 U	10 U
Benzo(g,h,i)perylene	10	10 U	10 U	10 U	10 U

Dilution Factor:	1.00	1.00	1.00
Sample Volume\Weight (ml\g):	1000	1000	1000
Associated Method Blank:	R2186.D	R2186.D	R2186.D
Associated Equipment Blank:	HFQSX10XXX94XX	HFQSX10XXX94XX	HFQSX10XXX94XX
Associated Field Blank:	-	-	-

Site: MONITORING WELL
U: not detected
J: estimated

Table 2
Validation / Summary Table

LOCATION:	MW-101 DUP	MW-101	MW-102	MW-103	MW-104	MW-105	MW-106	MW-107
ISIS ID:	HFMW101XXX94XD	HFMW101XXX94XX	HFMW102XXX94XX	HFMW103XXX94XX	HFMW104XXX94XX	HFMW105XXX94XX	HFMW106XXX94XX	HFMW107XXX94XX
LAB NUMBER:	2263713	2263710	2263708	2263709	2263703	2263704	2263702	2263701
DATE SAMPLED:	11/29/94	11/29/94	11/29/94	11/29/94	11/29/94	11/29/94	11/29/94	11/29/94
DATE EXTRACTED:	12/05/94	12/05/94	12/05/94	12/05/94	12/05/94	12/05/94	12/05/94	12/05/94
DATE ANALYZED:	12/28/94	12/27/94	12/27/94	12/27/94	12/27/94	12/27/94	12/27/94	12/28/94

ANALYTE	SOW-3/90 - II	CRQL	MW-101	MW-102	MW-103	MW-104	MW-105	MW-106	MW-107
Phenol	10		10 U	10 U	10 U	10 U	10 U	10 U	10 U
bis(2-Chloroethyl)ether	10		10 U	10 U	10 U	10 U	10 U	10 U	10 U
2-Chlorophenol	10		10 U	10 U	10 U	10 U	10 U	10 U	10 U
1,3-Dichlorobenzene	10		10 U	10 U	10 U	10 U	10 U	10 U	10 U
1,4-Dichlorobenzene	10		10 U	10 U	10 U	10 U	10 U	10 U	10 U
1,2-Dichlorobenzene	10		10 U	10 U	10 U	10 U	10 U	10 U	10 U
2-Methylphenol	10		10 U	10 U	10 U	10 U	10 U	10 U	10 U
2,2'-oxybis(1-Chloropropane)	10		10 U	10 U	10 U	10 U	10 U	10 U	10 U
4-Methylphenol	10		3 J	2 J	10 U	10 U	10 U	10 U	10 U
N-Nitroso-di-n-propylamine	10		10 U	10 U	10 U	10 U	10 U	10 U	10 U
Hexachloroethane	10		10 U	10 U	10 U	10 U	10 U	10 U	10 U
Nitrobenzene	10		10 U	10 U	10 U	10 U	10 U	10 U	10 U
Isophorone	10		10 U	10 U	10 U	10 U	10 U	10 U	10 U
2-Nitrophenol	10		10 U	10 U	10 U	10 U	10 U	10 U	10 U
2,4-Dimethylphenol	10		1 J	10 U	10 U	10 U	10 U	10 U	10 U
bis(2-Chloroethoxy)methane	10		10 U	10 U	10 U	10 U	10 U	10 U	10 U
2,4-Dichlorophenol	10		10 U	10 U	10 U	10 U	10 U	10 U	10 U
1,2,4-Trichlorobenzene	10		10 U	10 U	10 U	10 U	10 U	10 U	10 U
Naphthalene	10		2 J	10 U	10 U	10 U	10 U	10 U	10 U
4-Chloroaniline	10		10 U	10 U	10 U	10 U	10 U	10 U	10 U
Hexachlorobutadiene	10		10 U	10 U	10 U	10 U	10 U	10 U	10 U
4-Chloro-3-Methylphenol	10		10 U	10 U	10 U	10 U	10 U	10 U	10 U
2-Methylnaphthalene	10		10 U	10 U	10 U	10 U	10 U	10 U	10 U
Hexachlorocyclopentadiene	10		10 UJ	10 UJ	10 UJ	10 UJ	10 UJ	10 UJ	10 UJ
2,4,6-Trichlorophenol	10		10 U	10 U	10 U	10 U	10 U	10 U	10 U
2,4,5-Trichlorophenol	25		25 U	25 U	25 U	25 U	25 U	25 U	25 U
2-Chloronaphthalene	10		10 U	10 U	10 U	10 U	10 U	10 U	10 U
2-Nitroaniline	25		25 U	25 U	25 U	25 U	25 U	25 U	25 U
Dimethylphthalate	10		10 U	10 U	10 U	10 U	10 U	10 U	10 U
Acenaphthylene	10		10 U	10 U	10 U	10 U	10 U	10 U	10 U
2,6-Dinitrotoluene	10		10 U	10 U	10 U	10 U	10 U	10 U	10 U

Site: MONITORING WELL
U: not detected
J: estimated

Table 2
Validation / Summary Table

LOCATION:	MW-101 DUP	MW-101	MW-102	MW-103	MW-104	MW-105	MW-106	MW-107
ISIS ID:	HFMW101XXX94XD	HFMW101XXX94XX	HFMW102XXX94XX	HFMW103XXX94XX	HFMW104XXX94XX	HFMW105XXX94XX	HFMW106XXX94XX	HFMW107XXX94XX
LAB NUMBER:	2263713	2263710	2263708	2263709	2263703	2263704	2263702	2263701
DATE SAMPLED:	11/29/94	11/29/94	11/29/94	11/29/94	11/29/94	11/29/94	11/29/94	11/29/94
DATE EXTRACTED:	12/05/94	12/05/94	12/05/94	12/05/94	12/05/94	12/05/94	12/05/94	12/05/94
DATE ANALYZED:	12/28/94	12/27/94	12/27/94	12/27/94	12/27/94	12/27/94	12/27/94	12/28/94

ANALYTE	SOW-3/90 - II	CRQL								
3-Nitroaniline	25	25 U	25 U	25 U	25 U	25 U	25 U	25 U	25 U	25 U
Acenaphthene	10	10 U	10 U	10 U	10 U	10 U	10 U	10 U	10 U	10 U
2,4-Dinitrophenol	25	25 U	25 UJ	25 UJ	25 UJ	25 UJ	25 UJ	25 UJ	25 UJ	25 U
4-Nitrophenol	25	25 U	25 U	25 U	25 U	25 U	25 U	25 U	25 U	25 U
Dibenzofuran	10	10 U	10 U	10 U	10 U	10 U	10 U	10 U	10 U	10 U
2,4-Dinitrotoluene	10	10 U	10 U	10 U	10 U	10 U	10 U	10 U	10 U	10 U
Diethylphthalate	10	10 U	10 U	10 U	10 U	10 U	10 U	10 U	10 U	10 U
4-Chlorophenyl-phenylether	10	10 U	10 U	10 U	10 U	10 U	10 U	10 U	10 U	10 U
Fluorene	10	10 U	10 U	10 U	10 U	10 U	10 U	10 U	10 U	10 U
4-Nitroaniline	25	25 U	25 U	25 U	25 U	25 U	25 U	25 U	25 U	25 U
4,6-Dinitro-2-methylphenol	25	25 U	25 U	25 U	25 U	25 U	25 U	25 U	25 U	25 U
N-Nitrosodiphenylamine	10	10 U	10 U	10 U	10 U	10 U	10 U	10 U	10 U	10 U
4-Bromophenyl-phenylether	10	10 U	10 U	10 U	10 U	10 U	10 U	10 U	10 U	10 U
Hexachlorobenzene	10	10 U	10 U	10 U	10 U	10 U	10 U	10 U	10 U	10 U
Pentachlorophenol	25	25 U	1 J	25 U	25 U	25 U	25 U	25 U	25 U	25 U
Phenanthrene	10	10 U	10 U	10 U	10 U	10 U	10 U	10 U	10 U	10 U
Anthracene	10	10 U	10 U	10 U	10 U	10 U	10 U	10 U	10 U	10 U
Carbazole	10	10 U	10 U	10 U	10 U	10 U	10 U	10 U	10 U	10 U
Di-n-butylphthalate	10	10 U	10 U	10 U	10 U	10 U	10 U	10 U	10 U	10 U
Fluoranthene	10	10 U	10 U	10 U	10 U	10 U	10 U	10 U	10 U	10 U
Pyrene	10	10 U	10 U	10 U	10 U	10 U	10 U	10 U	10 U	10 U
Butylbenzylphthalate	10	10 U	10 U	10 U	10 U	10 U	10 U	10 U	10 U	10 U
3,3'-Dichlorobenzidine	10	10 U	10 U	10 U	10 U	10 U	10 U	10 U	10 U	10 U
Benzo(a)Anthracene	10	10 U	10 U	10 U	10 U	10 U	10 U	10 U	10 U	10 U
Chrysene	10	10 U	10 U	10 U	10 U	10 U	10 U	10 U	10 U	10 U
bis(2-Ethylhexyl)phthalate	10	2 J	10 U	10 U	10 U	10 U	10 U	10 U	10 U	10 U
Di-n-octylphthalate	10	10 U	10 U	10 U	10 U	10 U	10 U	10 U	10 U	10 U
Benzo(b)Fluoranthene	10	10 U	10 U	10 U	10 U	10 U	10 U	10 U	10 U	10 U
Benzo(k)Fluoranthene	10	10 U	10 U	10 U	10 U	10 U	10 U	10 U	10 U	10 U
Benzo(a)Pyrene	10	10 U	10 U	10 U	10 U	10 U	10 U	10 U	10 U	10 U
Indeno(1,2,3-c,d)Pyrene	10	10 U	10 U	10 U	10 U	10 U	10 U	10 U	10 U	10 U
Dibenz(a,h)Anthracene	10	10 U	10 U	10 U	10 U	10 U	10 U	10 U	10 U	10 U
Benzo(g,h,i)perylene	10	10 U	10 U	10 U	10 U	10 U	10 U	10 U	10 U	10 U

Dilution Factor:	1.00	1.00	1.00	1.00	1.00	1.00	1.00	1.00	1.00
Sample Volume/Weight (ml/g):	1000	1000	1000	1000	1000	1000	1000	1000	1000
Associated Method Blank:	R2186.D	R2186.D	R2186.D	R2186.D	R2186.D	R2186.D	R2186.D	R2186.D	R2186.D
Associated Equipment Blank:	HFQSX10XXX94XX	HFQSX10XXX94XX	HFQSX10XXX94XX	HFQSX10XXX94XX	HFQSX10XXX94XX	HFQSX10XXX94XX	HFQSX10XXX94XX	HFQSX10XXX94XX	HFQSX10XXX94XX
Associated Field Blank:									

Site: MONITORING WELL
 U: not detected
 J: estimated

Table 2
Validation / Summary Table

LOCATION:	MW-108	MW-109	MW-110
ISIS ID:	HFMW108XXX94XX	HFMW109XXX94XX	HFMW110XXX94XX
LAB NUMBER:	2263707	2263706	2263705
DATE SAMPLED:	11/29/94	11/29/94	11/29/94
DATE EXTRACTED:	12/05/94	12/05/94	12/05/94
DATE ANALYZED:	12/27/94	12/27/94	12/27/94

ANALYTE	SOW-3/90 - II	CRQL			
Phenol	10		10 U	10 U	10 U
bis(2-Chloroethyl)ether	10		10 U	10 U	10 U
2-Chlorophenol	10		10 U	10 U	10 U
1,3-Dichlorobenzene	10		10 U	10 U	10 U
1,4-Dichlorobenzene	10		10 U	10 U	10 U
1,2-Dichlorobenzene	10		10 U	10 U	10 U
2-Methylphenol	10		10 U	10 U	10 U
2,2'-oxybis(1-Chloropropane)	10		10 U	10 U	10 U
4-Methylphenol	10		10 U	10 U	10 U
N-Nitroso-di-n-propylamine	10		10 U	10 U	10 U
Hexachloroethane	10		10 U	10 U	10 U
Nitrobenzene	10		10 U	10 U	10 U
Isophorone	10		10 U	10 U	10 U
2-Nitrophenol	10		10 U	10 U	10 U
2,4-Dimethylphenol	10		10 U	10 U	10 U
bis(2-Chloroethoxy)methane	10		10 U	10 U	10 U
2,4-Dichlorophenol	10		10 U	10 U	10 U
1,2,4-Trichlorobenzene	10		10 U	10 U	10 U
Naphthalene	10		10 U	10 U	10 U
4-Chloroaniline	10		10 U	10 U	10 U
Hexachlorobutadiene	10		10 U	10 U	10 U
4-Chloro-3-Methylphenol	10		10 U	10 U	10 U
2-Methylnaphthalene	10		10 U	10 U	10 U
Hexachlorocyclopentadiene	10		10 UJ	10 UJ	10 UJ
2,4,6-Trichlorophenol	10		10 U	10 U	10 U
2,4,5-Trichlorophenol	25		25 U	25 U	25 U
2-Chloronaphthalene	10		10 U	10 U	10 U
2-Nitroaniline	25		25 U	25 U	25 U
Dimethylphthalate	10		10 U	10 U	10 U
Acenaphthylene	10		10 U	10 U	10 U
2,6-Dinitrotoluene	10		10 U	10 U	10 U

Site: MONITORING WELL

U: not detected

J: estimated

Table 2
Validation / Summary Table

LOCATION:	MW-108	MW-109	MW-110
ISIS ID:	HFMW108XXX94XX	HFMW109XXX94XX	HFMW110XXX94XX
LAB NUMBER:	2263707	2263706	2263705
DATE SAMPLED:	11/29/94	11/29/94	11/29/94
DATE EXTRACTED:	12/05/94	12/05/94	12/05/94
DATE ANALYZED:	12/27/94	12/27/94	12/27/94

ANALYTE	SOW-3/90 - II	CRQL			
3-Nitroaniline	25	25	U	25	U
Acenaphthene	10	10	U	10	U
2,4-Dinitrophenol	25	25	UJ	25	UJ
4-Nitrophenol	25	25	U	25	U
Dibenzofuran	10	10	U	10	U
2,4-Dinitrotoluene	10	10	U	10	U
Diethylphthalate	10	10	U	10	U
4-Chlorophenyl-phenylether	10	10	U	10	U
Fluorene	10	10	U	10	U
4-Nitroaniline	25	25	U	25	U
4,6-Dinitro-2-methylphenol	25	25	U	25	U
N-Nitrosodiphenylamine	10	10	U	10	U
4-Bromophenyl-phenylether	10	10	U	10	U
Hexachlorobenzene	10	10	U	10	U
Pentachlorophenol	25	25	U	25	U
Phenanthrene	10	10	U	10	U
Anthracene	10	10	U	10	U
Carbazole	10	10	U	10	U
Di-n-butylphthalate	10	10	U	10	U
Fluoranthene	10	10	U	10	U
Pyrene	10	10	U	10	U
Butylbenzylphthalate	10	10	U	10	U
3,3'-Dichlorobenzidine	10	10	U	10	U
Benzo(a)Anthracene	10	10	U	10	U
Chrysene	10	10	U	10	U
bis(2-Ethylhexyl)phthalate	10	10	U	10	U
Di-n-octylphthalate	10	10	U	10	U
Benzo(b)Fluoranthene	10	10	U	10	U
Benzo(k)Fluoranthene	10	10	U	10	U
Benzo(a)Pyrene	10	10	U	10	U
Indeno(1,2,3-c,d)Pyrene	10	10	U	10	U
Dibenz(a,h)Anthracene	10	10	U	10	U
Benzo(g,h,i)perylene	10	10	U	10	U

Dilution Factor:	1.00	1.00	1.00
Sample Volume/Weight (ml/g):	1000	1000	1000

Associated Method Blank:	R2186.D	R2186.D	R2186.D
Associated Equipment Blank:	HFQSX10XXX94XX	HFQSX10XXX94XX	HFQSX10XXX94XX
Associated Field Blank:	-	-	-

Site: MONITORING WELL
U: not detected
J: estimated

Table 1
Laboratory Report of Analysis

LOCATION:	CL-101 DUP	CL-101	CL-102	CL-103	CL-104	CL-105	CL-106	CL-107
ISIS ID:	HFCL101XXX94XD	HFCL101XXX94XX	HFCL102XXX94XX	HFCL103XXX94XX	HFCL104XXX94XX	HFCL105XXX94XX	HFCL106XXX94XX	HFCL107XXX94XX
LAB NUMBER:	2228004	2228001	2228005	2228006	2228007	2229001	2229002	2228910
DATE SAMPLED:	10/12/94	10/12/94	10/12/94	10/12/94	10/12/94	10/13/94	10/13/94	10/13/94
DATE EXTRACTED:	10/17/94	10/17/94	10/17/94	10/17/94	10/17/94	10/19/94	10/18/94	10/18/94
DATE ANALYZED:	11/18/94	11/18/94	11/18/94	11/18/94	11/18/94	11/18/94	11/18/94	11/23/94

ANALYTE	SOW-3/90 - II	CRQL	CL-101	CL-102	CL-103	CL-104	CL-105	CL-106	CL-107
Phenol	10		10 U	10 U	10 U	10 U	10 U	10 U	10 U
bis(2-Chloroethyl)ether	10		10 U	10 U	10 U	10 U	10 U	10 U	10 U
2-Chlorophenol	10		10 U	10 U	10 U	10 U	10 U	10 U	10 U
1,3-Dichlorobenzene	10		10 U	10 U	10 U	10 U	10 U	10 U	10 U
1,4-Dichlorobenzene	10		10 U	10 U	10 U	10 U	10 U	10 U	10 U
1,2-Dichlorobenzene	10		10 U	10 U	10 U	10 U	10 U	10 U	10 U
2-Methylphenol	10		10 U	10 U	10 U	10 U	10 U	10 U	10 U
2,2'-oxybis(1-Chloropropane)	10		10 U	10 U	10 U	10 U	10 U	10 U	10 U
4-Methylphenol	10		10 U	10 U	10 U	10 U	10 U	10 U	10 U
N-Nitroso-di-n-propylamine	10		10 U	10 U	10 U	10 U	10 U	10 U	10 U
Hexachloroethane	10		10 U	10 U	10 U	10 U	10 U	10 U	10 U
Nitrobenzene	10		10 U	10 U	10 U	10 U	10 U	10 U	10 U
Isophorone	10	4 J	13	10 U	10 U	10 U	10 U	10 U	10 U
2-Nitrophenol	10		10 U	10 U	10 U	10 U	10 U	10 U	10 U
2,4-Dimethylphenol	10		10 U	10 U	10 U	10 U	10 U	10 U	10 U
bis(2-Chloroethoxy)methane	10		10 U	10 U	10 U	10 U	10 U	10 U	10 U
2,4-Dichlorophenol	10		10 U	10 U	10 U	10 U	10 U	10 U	10 U
1,2,4-Trichlorobenzene	10		10 U	10 U	10 U	10 U	10 U	10 U	10 U
Naphthalene	10		10 U	10 U	10 U	10 U	10 U	10 U	10 U
4-Chloroaniline	10		10 U	10 U	10 U	10 U	10 U	10 U	10 U
Hexachlorobutadiene	10		10 U	10 U	10 U	10 U	10 U	10 U	10 U
4-Chloro-3-Methylphenol	10		10 U	10 U	10 U	10 U	10 U	10 U	10 U
2-Methylnaphthalene	10		10 U	10 U	10 U	10 U	10 U	10 U	10 U
Hexachlorocyclopentadiene	10		10 U	10 U	10 U	10 U	10 U	10 U	10 U
2,4,6-Trichlorophenol	10		10 U	10 U	10 U	10 U	10 U	10 U	10 U
2,4,5-Trichlorophenol	25		25 U	25 U	25 U	25 U	25 U	25 U	25 U
2-Chloronaphthalene	10		10 U	10 U	10 U	10 U	10 U	10 U	10 U
2-Nitroaniline	25		25 U	25 U	25 U	25 U	25 U	25 U	25 U
Dimethylphthalate	10		10 U	10 U	10 U	10 U	10 U	10 U	10 U
Acenaphthylene	10		10 U	10 U	10 U	10 U	10 U	10 U	10 U
2,6-Dinitrotoluene	10		10 U	10 U	10 U	10 U	10 U	10 U	10 U

Site: SUMP LIQUIDS
 U: not detected
 J: estimated

Table 1
Laboratory Report of Analysis

LOCATION:	CL-101 DUP	CL-101	CL-102	CL-103	CL-104	CL-105	CL-106	CL-107
ISIS ID:	HFCL101XXX94XD	HFCL101XXX94XX	HFCL102XXX94XX	HFCL103XXX94XX	HFCL104XXX94XX	HFCL105XXX94XX	HFCL106XXX94XX	HFCL107XXX94XX
LAB NUMBER:	2228004	2228001	2228005	2228006	2228007	2229001	2229002	2228910
DATE SAMPLED:	10/12/94	10/12/94	10/12/94	10/12/94	10/12/94	10/13/94	10/13/94	10/13/94
DATE EXTRACTED:	10/17/94	10/17/94	10/17/94	10/17/94	10/17/94	10/19/94	10/18/94	10/18/94
DATE ANALYZED:	11/18/94	11/18/94	11/18/94	11/18/94	11/18/94	11/18/94	11/18/94	11/23/94

ANALYTE	SOW-3/90 - II	CRQL								
3-Nitroaniline	25	25 U	25 U	25 U	25 U	25 U	25 U	25 U	25 U	25 U
Acenaphthene	10	10 U	10 U	10 U	10 U	10 U	10 U	10 U	10 U	10 U
2,4-Dinitrophenol	25	25 U	25 U	25 U	25 U	25 U	25 U	25 U	25 U	25 U
4-Nitrophenol	25	25 U	25 U	25 U	25 U	25 U	25 U	25 U	25 U	25 U
Dibenzofuran	10	10 U	10 U	10 U	10 U	10 U	10 U	10 U	10 U	10 U
2,4-Dinitrotoluene	10	10 U	10 U	10 U	10 U	10 U	10 U	10 U	10 U	10 U
Diethylphthalate	10	10 U	10 U	10 U	10 U	10 U	10 U	10 U	10 U	10 U
4-Chlorophenyl-phenylether	10	10 U	10 U	10 U	10 U	10 U	10 U	10 U	10 U	10 U
Fluorene	10	10 U	10 U	10 U	10 U	10 U	10 U	10 U	10 U	10 U
4-Nitroaniline	25	25 U	25 U	25 U	25 U	25 U	25 U	25 U	25 U	25 U
4,6-Dinitro-2-methylphenol	25	25 U	25 U	25 U	25 U	25 U	25 U	25 U	25 U	25 U
N-Nitrosodiphenylamine	10	10 U	10 U	10 U	10 U	10 U	10 U	10 U	10 U	10 U
4-Bromophenyl-phenylether	10	10 U	10 U	10 U	10 U	10 U	10 U	10 U	10 U	10 U
Hexachlorobenzene	10	10 U	10 U	10 U	10 U	10 U	10 U	10 U	10 U	10 U
Pentachlorophenol	25	25 U	25 U	25 U	25 U	25 U	25 U	25 U	25 U	25 U
Phenanthrene	10	10 U	10 U	10 U	10 U	10 U	10 U	2 J	10 U	10 U
Anthracene	10	10 U	10 U	10 U	10 U	10 U	10 U	10 U	10 U	10 U
Carbazole	10	10 U	10 U	10 U	10 U	10 U	10 U	10 U	10 U	10 U
Di-n-butylphthalate	10	10 U	10 U	10 U	10 U	10 U	10 U	10 U	10 U	10 U
Fluoranthene	10	10 U	10 U	10 U	10 U	10 U	10 U	10 U	10 U	10 U
Pyrene	10	10 U	10 U	10 U	10 U	10 U	10 U	3 J	10 U	10 U
Butylbenzylphthalate	10	10 U	10 U	10 U	10 U	10 U	10 U	10 U	10 U	10 U
3,3'-Dichlorobenzidine	10	10 U	10 U	10 U	10 U	10 U	10 U	10 U	10 U	10 U
Benzo(a)Anthracene	10	10 U	10 U	10 U	10 U	10 U	10 U	1 J	10 U	10 U
Chrysene	10	10 U	10 U	10 U	10 U	10 U	10 U	2 J	10 U	10 U
bis(2-Ethylhexyl)phthalate	10	10 U	10 U	10 U	10 U	10 U	10 U	2 J	10 U	10 U
Di-n-octylphthalate	10	10 U	10 U	10 U	10 U	10 U	10 U	10 U	10 U	10 U
Benzo(b)Fluoranthene	10	10 U	10 U	10 U	10 U	10 U	10 U	10 U	10 U	10 U
Benzo(k)Fluoranthene	10	10 U	10 U	10 U	10 U	10 U	10 U	10 U	10 U	10 U
Benzo(a)Pyrene	10	10 U	10 U	10 U	10 U	10 U	10 U	10 U	10 U	10 U
Indeno(1,2,3-c,d)Pyrene	10	10 U	10 U	10 U	10 U	10 U	10 U	10 U	10 U	10 U
Dibenz(a,h)Anthracene	10	10 U	10 U	10 U	10 U	10 U	10 U	10 U	10 U	10 U
Benzo(g,h,i)perylene	10	10 U	10 U	10 U	10 U	10 U	10 U	10 U	10 U	10 U

Dilution Factor:	1.00	1.00	1.00	1.00	1.00	1.00	1.00	1.00	1.00
Sample Volume\Weight (ml\g):	1000	1000	1000	1000	1000	1000	1000	1000	1000
Associated Method Blank:	Q1605.D	Q1605.D	Q1605.D	Q1605.D	Q1605.D	Q1605.D	Q1713.D	Q1601.D	Q1601.D
Associated Equipment Blank:	HFQ5XX7XXX94XX	HFQ5XX7XXX94XX	HFQ5XX7XXX94XX	HFQ5XX7XXX94XX	HFQ5XX7XXX94XX	HFQ5XX7XXX94XX	HFQ5XX7XXX94XX	HFQ5XX7XXX94XX	HFQ5XX7XXX94XX
Associated Field Blank:									

Site: SUMP LIQUIDS
U: not detected
J: estimated

Table 1
Laboratory Report of Analysis

LOCATION:	CL-107	CL-108	CL-109	CL-109
ISIS ID:	HFCL107XXX94XX	HFCL108XXX94XX	HFCL109XXX94XX	HFCL109XXX94XX
LAB NUMBER:	2228910 R	2229003	2226601	2226601 R
DATE SAMPLED:	10/13/94	10/13/94	10/11/94	10/11/94
DATE EXTRACTED:	10/18/94	10/18/94	10/16/94	10/16/94
DATE ANALYZED:	11/24/94	11/18/94	11/12/94	11/12/94

ANALYTE	SOW-3/90 - II	CRQL				
Phenol	10	10 U	11 U	20 U	20 U	20 U
bis(2-Chloroethyl)ether	10	10 U	11 U	20 U	20 U	20 U
2-Chlorophenol	10	10 U	11 U	20 U	20 U	20 U
1,3-Dichlorobenzene	10	10 U	11 U	20 U	20 U	20 U
1,4-Dichlorobenzene	10	10 U	11 U	20 U	20 U	20 U
1,2-Dichlorobenzene	10	10 U	11 U	20 U	20 U	20 U
2-Methylphenol	10	10 U	11 U	20 U	20 U	20 U
2,2'-oxybis(1-Chloropropane)	10	10 U	11 U	20 U	20 U	20 U
4-Methylphenol	10	10 U	11 U	20 U	20 U	20 U
N-Nitroso-di-n-propylamine	10	10 U	11 U	20 U	20 U	20 U
Hexachloroethane	10	10 U	11 U	20 U	20 U	20 U
Nitrobenzene	10	10 U	11 U	20 U	20 U	20 U
Isophorone	10	10 U	11 U	20 U	20 U	20 U
2-Nitrophenol	10	10 U	11 U	20 U	20 U	20 U
2,4-Dimethylphenol	10	10 U	11 U	20 U	20 U	20 U
bis(2-Chloroethoxy)methane	10	10 U	11 U	20 U	20 U	20 U
2,4-Dichlorophenol	10	10 U	11 U	20 U	20 U	20 U
1,2,4-Trichlorobenzene	10	10 U	11 U	10 J	10 J	10 J
Naphthalene	10	10 U	11 U	20 U	20 U	20 U
4-Chloroaniline	10	10 U	11 U	20 U	20 U	20 U
Hexachlorobutadiene	10	10 U	11 U	20 U	20 U	20 U
4-Chloro-3-Methylphenol	10	10 U	11 U	20 U	20 U	20 U
2-Methylnaphthalene	10	10 U	11 U	20 U	20 U	20 U
Hexachlorocyclopentadiene	10	10 U	11 U	20 U	20 U	20 U
2,4,6-Trichlorophenol	10	10 U	11 U	20 U	20 U	20 U
2,4,5-Trichlorophenol	25	25 U	28 U	50 U	50 U	50 U
2-Chloronaphthalene	10	10 U	11 U	20 U	20 U	20 U
2-Nitroaniline	25	25 U	28 U	50 U	50 U	50 U
Dimethylphthalate	10	10 U	11 U	20 U	20 U	20 U
Acenaphthylene	10	10 U	11 U	20 U	20 U	20 U
2,6-Dinitrotoluene	10	10 U	11 U	20 U	20 U	20 U

Site: SUMP LIQUIDS

U: not detected

J: estimated

Table 1
Laboratory Report of Analysis

LOCATION:	CL-107	CL-108	CL-109	CL-109
ISIS ID:	HFCL107XXX94XX	HFCL108XXX94XX	HFCL109XXX94XX	HFCL109XXX94XX
LAB NUMBER:	2228910 R	2229003	2226601	2226601 R
DATE SAMPLED:	10/13/94	10/13/94	10/11/94	10/11/94
DATE EXTRACTED:	10/18/94	10/18/94	10/16/94	10/16/94
DATE ANALYZED:	11/24/94	11/18/94	11/12/94	11/12/94

ANALYTE	SOW-3/90 - II	CRQL				
3-Nitroaniline	25	25 U	28 U	50 U	50 U	
Acenaphthene	10	10 U	11 U	20 U	20 U	
2,4-Dinitrophenol	25	25 U	28 U	50 U	50 U	
4-Nitrophenol	25	25 U	28 U	50 U	50 U	
Dibenzofuran	10	10 U	11 U	20 U	20 U	
2,4-Dinitrotoluene	10	10 U	11 U	20 U	20 U	
Diethylphthalate	10	10 U	3 J	20 U	20 U	
4-Chlorophenyl-phenylether	10	10 U	11 U	20 U	20 U	
Fluorene	10	10 U	11 U	20 U	20 U	
4-Nitroaniline	25	25 U	28 U	50 U	50 U	
4,6-Dinitro-2-methylphenol	25	25 U	28 U	50 U	50 U	
N-Nitrosodiphenylamine	10	10 U	11 U	20 U	20 U	
4-Bromophenyl-phenylether	10	10 U	11 U	20 U	20 U	
Hexachlorobenzene	10	10 U	11 U	20 U	20 U	
Pentachlorophenol	25	25 U	28 U	50 U	50 U	
Phenanthrene	10	10 U	11 U	20 U	20 U	
Anthracene	10	10 U	11 U	20 U	20 U	
Carbazole	10	10 U	11 U	20 U	20 U	
Di-n-butylphthalate	10	10 U	11 U	20 U	20 U	
Fluoranthene	10	10 U	11 U	20 U	20 U	
Pyrene	10	10 U	11 U	4 J	5 J	
Butylbenzylphthalate	10	10 U	11 U	20 U	20 U	
3,3'-Dichlorobenzidine	10	10 U	11 U	20 U	20 U	
Benzo(a)Anthracene	10	10 U	11 U	20 U	20 U	
Chrysene	10	10 U	11 U	20 U	20 U	
bis(2-Ethylhexyl)phthalate	10	10 U	11 U	19 J	19 J	
Di-n-octylphthalate	10	10 U	11 U	20 U	20 U	
Benzo(b)Fluoranthene	10	10 U	11 U	20 U	20 U	
Benzo(k)Fluoranthene	10	10 U	11 U	20 U	20 U	
Benzo(a)Pyrene	10	10 U	11 U	20 U	20 U	
Indeno(1,2,3-c,d)Pyrene	10	10 U	11 U	20 U	20 U	
Dibenz(a,h)Anthracene	10	10 U	11 U	20 U	20 U	
Benzo(g,h,i)perylene	10	10 U	11 U	20 U	20 U	

Dilution Factor:	1.00	1.10	2.00	2.00
Sample Volume\Weight (ml\g):	1000	1000	1000	1000
Associated Method Blank:	Q1601.D	Q1601.D	Q1481.D	Q1481.D
Associated Equipment Blank:	HFQSXX7XXX94XX	HFQSXX7XXX94XX	HFQSXX7XXX94XX	HFQSXX7XXX94XX
Associated Field Blank:				

Site: SUMP LIQUIDS
U: not detected
J: estimated

Table 2
Validation / Summary Table

LOCATION:	CL-101 DUB	CL-101	CL-102	CL-103	CL-104	CL-105	CL-106	CL-107
ISIS ID:	HFCL101XXX94XD	HFCL101XXX94XX	HFCL102XXX94XX	HFCL103XXX94XX	HFCL104XXX94XX	HFCL105XXX94XX	HFCL106XXX94XX	HFCL107XXX94XX
LAB NUMBER:	2228004	2228001	2228005	2228006	2228007	2229001	2229002	2228910
DATE SAMPLED:	10/12/94	10/12/94	10/12/94	10/12/94	10/12/94	10/13/94	10/13/94	10/13/94
DATE EXTRACTED:	10/17/94	10/17/94	10/17/94	10/17/94	10/17/94	10/19/94	10/18/94	10/18/94
DATE ANALYZED:	11/18/94	11/18/94	11/18/94	11/18/94	11/18/94	11/18/94	11/18/94	11/23/94

ANALYTE	SOW-3/90 - II	CRQL									
Phenol		10	R	R	10 U	10 U	10 U	10 U	10 U	10 U	R
bis(2-Chloroethyl)ether		10 U	U	10 U	10 U	10 U	10 U	10 U	10 U	10 U	R
2-Chlorophenol		10	R	R	10 U	10 U	10 U	10 U	10 U	10 U	R
1,3-Dichlorobenzene		10 U	U	10 U	10 U	10 U	10 U	10 U	10 U	10 U	R
1,4-Dichlorobenzene		10 U	U	10 U	10 U	10 U	10 U	10 U	10 U	10 U	R
1,2-Dichlorobenzene		10 U	U	10 U	10 U	10 U	10 U	10 U	10 U	10 U	R
2-Methylphenol		10	R	R	10 U	10 U	10 U	10 U	10 U	10 U	R
2,2'-oxybis(1-Chloropropane)		10 U	U	10 U	10 U	10 U	10 U	10 U	10 U	10 U	R
4-Methylphenol		10	R	R	10 U	10 U	10 U	10 U	10 U	10 U	R
N-Nitroso-di-n-propylamine		10 U	U	10 U	10 U	10 U	10 U	10 U	10 U	10 U	R
Hexachloroethane		10 U	U	10 U	10 U	10 U	10 U	10 U	10 U	10 U	R
Nitrobenzene		10 U	U	10 U	10 U	10 U	10 U	10 U	10 U	10 U	R
Isophorone		4	J	13 J	10 U	10 U	10 U	10 U	10 U	10 U	R
2-Nitrophenol		10	R	R	10 U	10 U	10 U	10 U	10 U	10 U	R
2,4-Dimethylphenol		10	R	R	10 U	10 U	10 U	10 U	10 U	10 U	R
bis(2-Chloroethoxy)methane		10 U	U	10 U	10 U	10 U	10 U	10 U	10 U	10 U	R
2,4-Dichlorophenol		10	R	R	10 U	10 U	10 U	10 U	10 U	10 U	R
1,2,4-Trichlorobenzene		10 U	U	10 U	10 U	10 U	10 U	10 U	10 U	10 U	R
Naphthalene		10 U	U	10 U	10 U	10 U	10 U	10 U	10 U	10 U	R
4-Chloroaniline		10 U	U	10 U	10 U	10 U	10 U	10 U	10 U	10 U	R
Hexachlorobutadiene		10 U	U	10 U	10 U	10 U	10 U	10 U	10 U	10 U	R
4-Chloro-3-Methylphenol		10	R	R	10 U	10 U	10 U	10 U	10 U	10 U	R
2-Methylnaphthalene		10 U	U	10 U	10 U	10 U	10 U	10 U	10 U	10 U	R
Hexachlorocyclopentadiene		10	UJ	R	10 UJ	10 UJ	10 UJ	10 UJ	10 UJ	10 UJ	R
2,4,6-Trichlorophenol		10	R	R	10 U	10 U	10 U	10 U	10 U	10 U	R
2,4,5-Trichlorophenol		25	R	R	25 U	25 U	25 U	25 U	25 U	25 U	R
2-Chloronaphthalene		10	UJ	R	10 U	10 U	10 U	10 U	10 U	10 U	R
2-Nitroaniline		25	UJ	R	25 U	25 U	25 U	25 U	25 U	25 U	R
Dimethylphthalate		10	UJ	R	10 U	10 U	10 U	10 U	10 U	10 U	R
Acenaphthylene		10	UJ	R	10 U	10 U	10 U	10 U	10 U	10 U	R
2,6-Dinitrotoluene		10	UJ	R	10 U	10 U	10 U	10 U	10 U	10 U	R

Site: SUMP LIQUIDS
 U: not detected R: unusable
 J: estimated

Table 2
Validation / Summary Table

	CL-101 DUP	CL-101	CL-102	CL-103	CL-104	CL-105	CL-106	CL-107			
LOCATION:	CL-101 DUP	CL-101	CL-102	CL-103	CL-104	CL-105	CL-106	CL-107			
ISIS ID:	HFCL101XXX94XD	HFCL101XXX94XX	HFCL102XXX94XX	HFCL103XXX94XX	HFCL104XXX94XX	HFCL105XXX94XX	HFCL106XXX94XX	HFCL107XXX94XX			
LAB NUMBER:	2228004	2228001	2228005	2228006	2228007	2229001	2229002	2228910			
DATE SAMPLED:	10/12/94	10/12/94	10/12/94	10/12/94	10/12/94	10/13/94	10/13/94	10/13/94			
DATE EXTRACTED:	10/17/94	10/17/94	10/17/94	10/17/94	10/17/94	10/19/94	10/18/94	10/18/94			
DATE ANALYZED:	11/18/94	11/18/94	11/18/94	11/18/94	11/18/94	11/18/94	11/18/94	11/23/94			
ANALYTE	SOW-3/90 - II	CRQL									
3-Nitroaniline	25	25	UJ	R	25	U	25	U	25	U	R
Acenaphthene	10	10	UJ	R	10	U	10	U	10	U	R
2,4-Dinitrophenol	25		R	R	25	U	25	U	25	U	R
4-Nitrophenol	25		R	R	25	U	25	U	25	U	R
Dibenzofuran	10	10	UJ	R	10	U	10	U	10	U	R
2,4-Dinitrotoluene	10	10	UJ	R	10	U	10	U	10	U	R
Diethylphthalate	10	10	UJ	R	10	U	10	U	10	U	R
4-Chlorophenyl-phenylether	10	10	UJ	R	10	U	10	U	10	U	R
Fluorene	10	10	UJ	R	10	U	10	U	10	U	R
4-Nitroaniline	25	25	UJ	R	25	U	25	U	25	U	R
4,6-Dinitro-2-methylphenol	25		R	R	25	U	25	U	25	U	R
N-Nitrosodiphenylamine	10	10	U	10	U	10	U	10	10	U	R
4-Bromophenyl-phenylether	10	10	U	10	U	10	U	10	10	U	R
Hexachlorobenzene	10	10	U	10	U	10	U	10	10	U	R
Pentachlorophenol	25		R	R	25	U	25	U	25	U	R
Phenanthrene	10	10	U	10	U	10	U	10	10	U	R
Anthracene	10	10	U	10	U	10	U	10	10	U	R
Carbazole	10	10	U	10	U	10	U	10	10	U	R
Di-n-butylphthalate	10	10	U	10	U	10	U	10	10	U	R
Fluoranthene	10	10	U	10	U	10	U	10	10	U	R
Pyrene	10	10	UJ	10	UJ	10	U	10	10	U	R
Butylbenzylphthalate	10	10	U	10	UJ	10	U	10	10	U	R
3,3'-Dichlorobenzidine	10	10	U	10	UJ	10	U	10	10	U	R
Benzo(a)Anthracene	10	10	U	10	UJ	10	U	10	10	U	R
Chrysene	10	10	U	10	UJ	10	U	10	10	U	R
bis(2-Ethylhexyl)phthalate	10	10	U	10	UJ	10	U	10	10	U	R
Di-n-octylphthalate	10		R	R	10	U	10	U	10	U	R
Benzo(b)Fluoranthene	10		R	R	10	U	10	U	10	U	R
Benzo(k)Fluoranthene	10		R	R	10	U	10	U	10	U	R
Benzo(a)Pyrene	10		R	R	10	U	10	U	10	U	R
Indeno(1,2,3-c,d)Pyrene	10		R	R	10	U	10	U	10	U	R
Dibenz(a,h)Anthracene	10		R	R	10	U	10	U	10	U	R
Benzo(g,h,i)perylene	10		R	R	10	U	10	U	10	U	R
Dilution Factor:	1.00	1.00	1.00	1.00	1.00	1.00	1.00	1.00	1.00	1.00	1.00
Sample Volume/Weight (ml/g):	1000	1000	1000	1000	1000	1000	1000	1000	1000	1000	1000
Associated Method Blank:	Q1605.D	Q1605.D	Q1605.D	Q1605.D	Q1605.D	Q1605.D	Q1713.D	Q1601.D	Q1601.D	Q1601.D	Q1601.D
Associated Equipment Blank:	HFQ5XX7XXX94XX	HFQ5XX7XXX94XX	HFQ5XX7XXX94XX	HFQ5XX7XXX94XX	HFQ5XX7XXX94XX	HFQ5XX7XXX94XX	HFQ5XX7XXX94XX	HFQ5XX7XXX94XX	HFQ5XX7XXX94XX	HFQ5XX7XXX94XX	HFQ5XX7XXX94XX
Associated Field Blank:	-	-	-	-	-	-	-	-	-	-	-

Site: SUMP LIQUIDS

U: not detected R: unusable
J: estimated

Table 2
Validation / Summary Table

LOCATION:	CL-108	CL-109
ISIS ID:	HFCL108XXX94XX	HFCL109XXX94XX
LAB NUMBER:	2229003	2226601
DATE SAMPLED:	10/13/94	10/11/94
DATE EXTRACTED:	10/18/94	10/16/94
DATE ANALYZED:	11/18/94	11/12/94

ANALYTE	SOW-3/90 - 11	CRQL				
Phenol	10		11	U	20	U
bis(2-Chloroethyl)ether	10		11	U	20	U
2-Chlorophenol	10		11	U	20	U
1,3-Dichlorobenzene	10		11	U	20	U
1,4-Dichlorobenzene	10		11	U	20	U
1,2-Dichlorobenzene	10		11	U	20	U
2-Methylphenol	10		11	U	20	U
2,2'-oxybis(1-Chloropropane)	10		11	U	20	U
4-Methylphenol	10		11	U	20	U
N-Nitroso-di-n-propylamine	10		11	U	20	U
Hexachloroethane	10		11	U	20	U
Nitrobenzene	10		11	U	20	U
Isophorone	10		11	U	20	U
2-Nitrophenol	10		11	U	20	U
2,4-Dimethylphenol	10		11	U	20	U
bis(2-Chloroethoxy)methane	10		11	U	20	U
2,4-Dichlorophenol	10		11	U	20	U
1,2,4-Trichlorobenzene	10		11	U	10	J
Naphthalene	10		11	U	20	U
4-Chloroaniline	10		11	U	20	U
Hexachlorobutadiene	10		11	U	20	U
4-Chloro-3-Methylphenol	10		11	U	20	U
2-Methylnaphthalene	10		11	U	20	U
Hexachlorocyclopentadiene	10		11	U	20	U
2,4,6-Trichlorophenol	10		11	U	20	U
2,4,5-Trichlorophenol	25		28	U	50	U
2-Chloronaphthalene	10		11	U	20	U
2-Nitroaniline	25		28	U	50	U
Dimethylphthalate	10		11	U	20	U
Acenaphthylene	10		11	U	20	U
2,6-Dinitrotoluene	10		11	U	20	U

Site: SUMP LIQUIDS

U: not detected R: unusable

J: estimated

Table 2
Validation / Summary Table

LOCATION:	CL-108	CL-109
ISIS ID:	HFCL108XXX94XX	HFCL109XXX94XX
LAB NUMBER:	2229003	2226601
DATE SAMPLED:	10/13/94	10/11/94
DATE EXTRACTED:	10/18/94	10/16/94
DATE ANALYZED:	11/18/94	11/12/94

ANALYTE	SOW-3/90 - II	CRQL		
3-Nitroaniline	25	28	U	50 U
Acenaphthene	10	11	U	20 U
2,4-Dinitrophenol	25	28	U	50 U
4-Nitrophenol	25	28	U	50 U
Dibenzofuran	10	11	U	20 U
2,4-Dinitrotoluene	10	11	U	20 U
Diethylphthalate	10	3	J	20 U
4-Chlorophenyl-phenylether	10	11	U	20 U
Fluorene	10	11	U	20 U
4-Nitroaniline	25	28	U	50 U
4,6-Dinitro-2-methylphenol	25	28	U	50 U
N-Nitrosodiphenylamine	10	11	U	20 U
4-Bromophenyl-phenylether	10	11	U	20 U
Hexachlorobenzene	10	11	U	20 U
Pentachlorophenol	25	28	U	50 U
Phenanthrene	10	11	U	20 U
Anthracene	10	11	U	20 U
Carbazole	10	11	U	20 U
Di-n-butylphthalate	10	11	U	20 U
Fluoranthene	10	11	U	20 U
Pyrene	10	11	U	4 J
Butylbenzylphthalate	10	11	U	20 UJ
3,3'-Dichlorobenzidine	10	11	U	20 UJ
Benzo(a)Anthracene	10	11	U	20 UJ
Chrysene	10	11	U	20 UJ
bis(2-Ethylhexyl)phthalate	10	11	U	20 UJ
Di-n-octylphthalate	10	11	U	20 U
Benzo(b)Fluoranthene	10	11	U	20 U
Benzo(k)Fluoranthene	10	11	U	20 U
Benzo(a)Pyrene	10	11	U	20 U
Indeno(1,2,3-c,d)Pyrene	10	11	U	20 U
Dibenz(a,h)Anthracene	10	11	U	20 U
Benzo(g,h,i)perylene	10	11	U	20 U

Dilution Factor:	1.10	2.00
Sample Volume\Weight (ml\g):	1000	1000
Associated Method Blank:	Q1601.D	Q1481.D
Associated Equipment Blank:	HFQSXX7XXX94XX	HFQSXX7XXX94XX
Associated Field Blank:	-	-

Site: SUMP LIQUIDS
 U: not detected R: unusable
 J: estimated

Table 1
Laboratory Report of Analysis

LOCATION:	QS-10	QS-XX1	QS-XX2	QS-XX3	QS-XX4	QS-XX5	QS-XX6	QS-107
ISIS ID:	HFQ SX10XXX94XX	HFQ SX11XXX94XX	HFQ SX22XXX94XX	HFQ SX33XXX94XX	HFQ SX44XXX94XX	HFQ SX55XXX94XX	HFQ SX66XXX94XX	HFQ SX77XXX94XX
LAB NUMBER:	2263714	2225921	2226609	2226520	2226521	2226522	2227911	2228010
DATE SAMPLED:	11/29/94	10/10/94	10/11/94	10/11/94	10/11/94	10/11/94	10/12/94	10/12/94
DATE EXTRACTED:	12/02/94	10/13/94	10/14/94	10/14/94	10/14/94	10/14/94	10/17/94	10/17/94
DATE ANALYZED:	12/11/94	11/20/94	11/02/94	11/22/94	11/22/94	11/22/94	11/26/94	11/05/94

ANALYTE	SOW-3/90 - II	CRQL	QS-10	QS-XX1	QS-XX2	QS-XX3	QS-XX4	QS-XX5	QS-XX6	QS-107
alpha-BHC	0.05	U	0.05 U	0.05 U	0.05 U	0.05 U	0.05 U	0.05 U	0.052 U	0.056 U
beta-BHC	0.05	U	0.05 U	0.05 U	0.05 U	0.05 U	0.05 U	0.05 U	0.052 U	0.056 U
delta-BHC	0.05	U	0.05 U	0.05 U	0.05 U	0.05 U	0.05 U	0.05 U	0.052 U	0.056 U
gamma-BHC (Lindane)	0.05	U	0.05 U	0.05 U	0.05 U	0.05 U	0.05 U	0.05 U	0.052 U	0.056 U
Heptachlor	0.05	U	0.05 U	0.05 U	0.05 U	0.05 U	0.05 U	0.05 U	0.052 U	0.056 U
Aldrin	0.05	U	0.05 U	0.05 U	0.05 U	0.05 U	0.05 U	0.05 U	0.052 U	0.056 U
Heptachlor Epoxide	0.05	U	0.05 U	0.05 U	0.05 U	0.05 U	0.05 U	0.05 U	0.052 U	0.056 U
Endosulfan I	0.05	U	0.05 U	0.05 U	0.05 U	0.05 U	0.05 U	0.05 U	0.052 U	0.056 U
Dieldrin	0.1	U	0.1 U	0.1 U	0.1 U	0.1 U	0.1 U	0.1 U	0.1 U	0.11 U
4,4'-DDE	0.1	U	0.1 U	0.1 U	0.1 U	0.1 U	0.1 U	0.1 U	0.1 U	0.11 U
Endrin	0.1	U	0.1 U	0.1 U	0.1 U	0.1 U	0.1 U	0.1 U	0.1 U	0.11 U
Endosulfan II	0.1	U	0.1 U	0.1 U	0.1 U	0.1 U	0.1 U	0.1 U	0.1 U	0.11 U
4,4'-DDD	0.1	U	0.1 U	0.1 U	0.1 U	0.1 U	0.1 U	0.1 U	0.1 U	0.11 U
Endrin Aldehyde	0.1	U	0.1 U	0.1 U	0.1 U	0.1 U	0.1 U	0.1 U	0.1 U	0.11 U
Endosulfan Sulfate	0.1	U	0.1 U	0.1 U	0.1 U	0.1 U	0.1 U	0.1 U	0.1 U	0.11 U
4,4'-DDT	0.1	U	0.1 U	0.1 U	0.1 U	0.1 U	0.1 U	0.1 U	0.1 U	0.11 U
Methoxychlor	0.5	U	0.5 U	0.5 U	0.5 U	0.5 U	0.5 U	0.5 U	0.52 U	0.56 U
Endrin Ketone	0.1	U	0.1 U	0.1 U	0.1 U	0.1 U	0.1 U	0.1 U	0.1 U	0.11 U
alpha-Chlordane	0.05	U	0.05 U	0.05 U	0.05 U	0.05 U	0.05 U	0.05 U	0.052 U	0.056 U
gamma-Chlordane	0.05	U	0.05 U	0.05 U	0.05 U	0.05 U	0.05 U	0.05 U	0.052 U	0.056 U
Toxaphene	5	U	5.0 U	5.0 U	5.0 U	5.0 U	5.0 U	5.0 U	5.2 U	5.6 U
Aroclor-1016	1	U	1.0 U	1.0 U	1.0 U	1.0 U	1.0 U	1.0 U	1.0 U	1.1 U
Aroclor-1221	2	U	2.0 U	2.0 U	2.0 U	2.0 U	2.0 U	2.0 U	2.1 U	2.2 U
Aroclor-1232	1	U	1.0 U	1.0 U	1.0 U	1.0 U	1.0 U	1.0 U	1.0 U	1.1 U
Aroclor-1242	1	U	1.0 U	1.0 U	1.0 U	1.0 U	1.0 U	1.0 U	1.0 U	1.1 U
Aroclor-1248	1	U	1.0 U	1.0 U	1.0 U	1.0 U	1.0 U	1.0 U	1.0 U	1.1 U
Aroclor-1254	1	U	1.0 U	1.0 U	1.0 U	1.0 U	1.0 U	1.0 U	1.0 U	1.1 U
Aroclor-1260	1	U	1.0 U	1.0 U	2.6 J	0.6 J	1.0 U	1.0 U	1.0 U	1.1 J

Dilution Factor:	1.00	1.00	1.00	1.00	1.00	1.00	1.00	1.00	1.00
Sample Volume/Weight (ml/g):	1000	1000	1000	1000	1000	1000	1000	950	900
Associated Method Blank:	PWB1202A	PWB1013B	PWB1014A	PWB1014B	PWB1014B	PWB1014B	PWB1014B	PWB1017A1	PWB1017A
Associated Equipment Blank:	-	-	-	-	-	-	-	-	-
Associated Field Blank:	-	-	-	-	-	-	-	-	-

Site: EQUIPMENT RINSATE
U: not detected
J: estimated

Table 2
Validation / Summary Table

	CL-101 DUP	CL-101	CL-102	CL-103	CL-104	CL-105	CL-106	CL-107
LOCATION:	CL-101 DUP	CL-101	CL-102	CL-103	CL-104	CL-105	CL-106	CL-107
ISIS ID:	HFCL101XXX94XD	HFCL101XXX94XX	HFCL102XXX94XX	HFCL103XXX94XX	HFCL104XXX94XX	HFCL105XXX94XX	HFCL106XXX94XX	HFCL107XXX94XX
LAB NUMBER:	2228004	2228001	2228005	2228006	2228007	2229001	2229002	2228910
DATE SAMPLED:	10/12/94	10/12/94	10/12/94	10/12/94	10/12/94	10/13/94	10/13/94	10/13/94
DATE EXTRACTED:	10/17/94	10/17/94	10/17/94	10/17/94	10/17/94	10/19/94	10/18/94	10/18/94
DATE ANALYZED:	11/18/94	11/18/94	11/18/94	11/18/94	11/18/94	11/18/94	11/18/94	11/23/94
ANALYTE	SOW-3/90 - II	CRQL						
3-Nitroaniline	25	25 UJ	R	25 U	25 U	25 U	25 U	R
Acenaphthene	10	10 UJ	R	10 U	10 U	10 U	10 U	R
2,4-Dinitrophenol	25	R	R	25 U	25 U	25 U	25 U	R
4-Nitrophenol	25	R	R	25 U	25 U	25 U	25 U	R
Dibenzofuran	10	10 UJ	R	10 U	10 U	10 U	10 U	R
2,4-Dinitrotoluene	10	10 UJ	R	10 U	10 U	10 U	10 U	R
Diethylphthalate	10	10 UJ	R	10 U	10 U	10 U	10 U	R
4-Chlorophenyl-phenylether	10	10 UJ	R	10 U	10 U	10 U	10 U	R
Fluorene	10	10 UJ	R	10 U	10 U	10 U	10 U	R
4-Nitroaniline	25	25 UJ	R	25 U	25 U	25 U	25 U	R
4,6-Dinitro-2-methylphenol	25	R	R	25 U	25 U	25 U	25 U	R
N-Nitrosodiphenylamine	10	10 U	10 U	10 U	10 U	10 U	10 U	R
4-Bromophenyl-phenylether	10	10 U	10 U	10 U	10 U	10 U	10 U	R
Hexachlorobenzene	10	10 U	10 U	10 U	10 U	10 U	10 U	R
Pentachlorophenol	25	R	R	25 U	25 U	25 U	25 U	R
Phenanthrene	10	10 U	10 U	10 U	10 U	10 U	2 J	R
Anthracene	10	10 U	10 U	10 U	10 U	10 U	10 U	R
Carbazole	10	10 U	10 U	10 U	10 U	10 U	10 U	R
Di-n-butylphthalate	10	10 U	10 U	10 U	10 U	10 U	10 U	R
Fluoranthene	10	10 U	10 U	10 U	1 J	10 U	3 J	R
Pyrene	10	10 UJ	10 UJ	10 U	10 U	10 U	3 J	R
Butylbenzylphthalate	10	10 U	10 UJ	10 U	10 U	10 U	10 U	R
3,3'-Dichlorobenzidine	10	10 U	10 UJ	10 U	10 U	10 U	10 U	R
Benzo(a)Anthracene	10	10 U	10 UJ	10 U	10 U	10 U	1 J	R
Chrysene	10	10 U	10 UJ	10 U	10 U	10 U	2 J	R
bis(2-Ethylhexyl)phthalate	10	10 U	10 UJ	10 U	10 U	10 U	10 U	R
Di-n-octylphthalate	10	R	R	10 U	10 U	10 U	10 U	R
Benzo(b)Fluoranthene	10	R	R	10 U	10 U	10 U	10 U	R
Benzo(k)Fluoranthene	10	R	R	10 U	10 U	10 U	10 U	R
Benzo(a)Pyrene	10	R	R	10 U	10 U	10 U	10 U	R
Indeno(1,2,3-c,d)Pyrene	10	R	R	10 U	10 U	10 U	10 U	R
Dibenz(a,h)Anthracene	10	R	R	10 U	10 U	10 U	10 U	R
Benzo(g,h,i)perylene	10	R	R	10 U	10 U	10 U	10 U	R
Dilution Factor:	1.00	1.00	1.00	1.00	1.00	1.00	1.00	1.00
Sample Volume\Weight (ml\g):	1000	1000	1000	1000	1000	1000	1000	1000
Associated Method Blank:	Q1605.D	Q1605.D	Q1605.D	Q1605.D	Q1605.D	Q1713.D	Q1601.D	Q1601.D
Associated Equipment Blank:	HFQ5XX7XXX94XX	HFQ5XX7XXX94XX	HFQ5XX7XXX94XX	HFQ5XX7XXX94XX	HFQ5XX7XXX94XX	HFQ5XX7XXX94XX	HFQ5XX7XXX94XX	HFQ5XX7XXX94XX
Associated Field Blank:	-	-	-	-	-	-	-	-

Site: SUMP LIQUIDS

U: not detected R: unusable
J: estimated

Table 2
Validation / Summary Table

LOCATION:	CL-108	CL-109
ISIS ID:	HFCL108XXX94XX	HFCL109XXX94XX
LAB NUMBER:	2229003	2226601
DATE SAMPLED:	10/13/94	10/11/94
DATE EXTRACTED:	10/18/94	10/16/94
DATE ANALYZED:	11/18/94	11/12/94

ANALYTE	SOW-3/90 - II	CRQL				
Phenol	10		11	U	20	U
bis(2-Chloroethyl)ether	10		11	U	20	U
2-Chlorophenol	10		11	U	20	U
1,3-Dichlorobenzene	10		11	U	20	U
1,4-Dichlorobenzene	10		11	U	20	U
1,2-Dichlorobenzene	10		11	U	20	U
2-Methylphenol	10		11	U	20	U
2,2'-oxybis(1-Chloropropane)	10		11	U	20	U
4-Methylphenol	10		11	U	20	U
N-Nitroso-di-n-propylamine	10		11	U	20	U
Hexachloroethane	10		11	U	20	U
Nitrobenzene	10		11	U	20	U
Isophorone	10		11	U	20	U
2-Nitrophenol	10		11	U	20	U
2,4-Dimethylphenol	10		11	U	20	U
bis(2-Chloroethoxy)methane	10		11	U	20	U
2,4-Dichlorophenol	10		11	U	20	U
1,2,4-Trichlorobenzene	10		11	U	10	J
Naphthalene	10		11	U	20	U
4-Chloroaniline	10		11	U	20	U
Hexachlorobutadiene	10		11	U	20	U
4-Chloro-3-Methylphenol	10		11	U	20	U
2-Methylnaphthalene	10		11	U	20	U
Hexachlorocyclopentadiene	10		11	U	20	U
2,4,6-Trichlorophenol	10		11	U	20	U
2,4,5-Trichlorophenol	25		28	U	50	U
2-Chloronaphthalene	10		11	U	20	U
2-Nitroaniline	25		28	U	50	U
Dimethylphthalate	10		11	U	20	U
Acenaphthylene	10		11	U	20	U
2,6-Dinitrotoluene	10		11	U	20	U

Site: SUMP LIQUIDS

U: not detected R: unusable

J: estimated

Table 2
Validation / Summary Table

LOCATION:	CL-108	CL-109
ISIS ID:	HFCL108XXX94XX	HFCL109XXX94XX
LAB NUMBER:	2229003	2226601
DATE SAMPLED:	10/13/94	10/11/94
DATE EXTRACTED:	10/18/94	10/16/94
DATE ANALYZED:	11/18/94	11/12/94

ANALYTE	SOW-3/90 - II	CRQL			
3-Nitroaniline	25	28	U	50	U
Acenaphthene	10	11	U	20	U
2,4-Dinitrophenol	25	28	U	50	U
4-Nitrophenol	25	28	U	50	U
Dibenzofuran	10	11	U	20	U
2,4-Dinitrotoluene	10	11	U	20	U
Diethylphthalate	10	3	J	20	U
4-Chlorophenyl-phenylether	10	11	U	20	U
Fluorene	10	11	U	20	U
4-Nitroaniline	25	28	U	50	U
4,6-Dinitro-2-methylphenol	25	28	U	50	U
N-Nitrosodiphenylamine	10	11	U	20	U
4-Bromophenyl-phenylether	10	11	U	20	U
Hexachlorobenzene	10	11	U	20	U
Pentachlorophenol	25	28	U	50	U
Phenanthrene	10	11	U	20	U
Anthracene	10	11	U	20	U
Carbazole	10	11	U	20	U
Di-n-butylphthalate	10	11	U	20	U
Fluoranthene	10	11	U	20	U
Pyrene	10	11	U	4	J
Butylbenzylphthalate	10	11	U	20	UJ
3,3'-Dichlorobenzidine	10	11	U	20	UJ
Benzo(a)Anthracene	10	11	U	20	UJ
Chrysene	10	11	U	20	UJ
bis(2-Ethylhexyl)phthalate	10	11	U	20	UJ
Di-n-octylphthalate	10	11	U	20	U
Benzo(b)Fluoranthene	10	11	U	20	U
Benzo(k)Fluoranthene	10	11	U	20	U
Benzo(a)Pyrene	10	11	U	20	U
Indeno(1,2,3-c,d)Pyrene	10	11	U	20	U
Dibenz(a,h)Anthracene	10	11	U	20	U
Benzo(g,h,i)perylene	10	11	U	20	U

Dilution Factor:	1.10	2.00
Sample Volume\Weight (ml\g):	1000	1000
Associated Method Blank:	Q1601.D	Q1481.D
Associated Equipment Blank:	HFQSXX7XXX94XX	HFQSXX7XXX94XX
Associated Field Blank:	-	-

Site: SUMP LIQUIDS

U: not detected R: unusable
J: estimated

Table 1
Laboratory Report of Analysis

LOCATION:	QS-8	QS-9
ISIS ID:	HFQ5XX8XXX94XX	HFQ5XX9XXX94XX
LAB NUMBER:	2232314	2235108
DATE SAMPLED:	10/18/94	10/19/94
DATE EXTRACTED:	10/21/94	10/25/94
DATE ANALYZED:	11/22/94	12/02/94

ANALYTE	SOW-3/90 - II	CRQL		
alpha-BHC	0.05	0.05	U	0.05 U
beta-BHC	0.05	0.05	U	0.05 U
delta-BHC	0.05	0.05	U	0.05 U
gamma-BHC (Lindane)	0.05	0.05	U	0.05 U
Heptachlor	0.05	0.05	U	0.05 U
Aldrin	0.05	0.05	U	0.05 U
Heptachlor Epoxide	0.05	0.05	U	0.05 U
Endosulfan I	0.05	0.05	U	0.05 U
Dieldrin	0.1	0.1	U	0.1 U
4,4'-DDE	0.1	0.1	U	0.1 U
Endrin	0.1	0.1	U	0.1 U
Endosulfan II	0.1	0.1	U	0.1 U
4,4'-DDD	0.1	0.1	U	0.1 U
Endrin Aldehyde	0.1	0.1	U	0.1 U
Endosulfan Sulfate	0.1	0.1	U	0.1 U
4,4'-DDT	0.1	0.1	U	0.1 U
Methoxychlor	0.5	0.5	U	0.5 U
Endrin Ketone	0.1	0.1	U	0.1 U
alpha-Chlordane	0.05	0.05	U	0.05 U
gamma-Chlordane	0.05	0.05	U	0.05 U
Toxaphene	5	5.0	U	5.0 U
Aroclor-1016	1	1.0	U	1.0 U
Aroclor-1221	2	2.0	U	2.0 U
Aroclor-1232	1	1.0	U	1.0 U
Aroclor-1242	1	1.0	U	1.0 U
Aroclor-1248	1	1.0	U	1.0 U
Aroclor-1254	1	1.0	U	1.0 U
Aroclor-1260	1	1.0	U	1.0 U

Dilution Factor:	1.00	1.00
Sample Volume\Weight (ml\g):	1000	1000
Associated Method Blank:	PWB1021B	PWB1025B
Associated Equipment Blank:	-	-
Associated Field Blank:	-	-

Site: EQUIPMENT RINSATE
U: not detected
J: estimated

Table 1
Laboratory Report of Analysis

LOCATION:	QS-8	QS-9
ISIS ID:	HFQ5XX8XXX94XX	HFQ5XX9XXX94XX
LAB NUMBER:	2232314	2235108
DATE SAMPLED:	10/18/94	10/19/94
DATE EXTRACTED:	10/21/94	10/25/94
DATE ANALYZED:	11/22/94	12/02/94

ANALYTE	SOW-3/90 - II	CRQL		
alpha-BHC	0.05	0.05	U	0.05 U
beta-BHC	0.05	0.05	U	0.05 U
delta-BHC	0.05	0.05	U	0.05 U
gamma-BHC (Lindane)	0.05	0.05	U	0.05 U
Heptachlor	0.05	0.05	U	0.05 U
Aldrin	0.05	0.05	U	0.05 U
Heptachlor Epoxide	0.05	0.05	U	0.05 U
Endosulfan I	0.05	0.05	U	0.05 U
Dieldrin	0.1	0.1	U	0.1 U
4,4'-DDE	0.1	0.1	U	0.1 U
Endrin	0.1	0.1	U	0.1 U
Endosulfan II	0.1	0.1	U	0.1 U
4,4'-DDD	0.1	0.1	U	0.1 U
Endrin Aldehyde	0.1	0.1	U	0.1 U
Endosulfan Sulfate	0.1	0.1	U	0.1 U
4,4'-DDT	0.1	0.1	U	0.1 U
Methoxychlor	0.5	0.5	U	0.5 U
Endrin Ketone	0.1	0.1	U	0.1 U
alpha-Chlordane	0.05	0.05	U	0.05 U
gamma-Chlordane	0.05	0.05	U	0.05 U
Toxaphene	5	5.0	U	5.0 U
Aroclor-1016	1	1.0	U	1.0 U
Aroclor-1221	2	2.0	U	2.0 U
Aroclor-1232	1	1.0	U	1.0 U
Aroclor-1242	1	1.0	U	1.0 U
Aroclor-1248	1	1.0	U	1.0 U
Aroclor-1254	1	1.0	U	1.0 U
Aroclor-1260	1	1.0	U	1.0 U

Dilution Factor:	1.00	1.00
Sample Volume\Weight (ml\g):	1000	1000
Associated Method Blank:	PWB1021B	PWB1025B
Associated Equipment Blank:	-	-
Associated Field Blank:	-	-

Site: EQUIPMENT RINSATE
U: not detected
J: estimated

Table 1
Laboratory Report of Analysis

LOCATION:	SW-101	SW-102 DUP	SW-102	SW-103	SW-104	SW-105	SW-106	SW-107
ISIS ID:	HFSW101XXX94XX	HFSW102XXX94XD	HFSW102XXX94XX	HFSW103XXX94XX	HFSW104XXX94XX	HFSW105XXX94XX	HFSW106XXX94XX	HFSW107XXX94XX
LAB NUMBER:	2226602	2226606	2226603	2228008	2226607	2228009	2226608	2228011
DATE SAMPLED:	10/11/94	10/11/94	10/11/94	10/12/94	10/11/94	10/12/94	10/11/94	10/12/94
DATE EXTRACTED:	10/14/94	10/14/94	10/14/94	10/25/94	10/14/94	10/17/94	10/14/94	10/17/94
DATE ANALYZED:	11/02/94	11/02/94	11/02/94	11/05/94	11/02/94	11/05/94	11/02/94	11/05/94

ANALYTE	SOW-3/90 - II	CRQL	SW-101	SW-102 DUP	SW-102	SW-103	SW-104	SW-105	SW-106	SW-107
alpha-BHC	0.05		0.05 U	0.05 U	0.05 U	0.05 U	0.05 U	0.052 U	0.05 U	0.052 U
beta-BHC	0.05		0.05 U	0.05 U	0.05 U	0.05 U	0.05 U	0.052 U	0.05 U	0.052 U
delta-BHC	0.05		0.05 U	0.05 U	0.05 U	0.05 U	0.05 U	0.052 U	0.05 U	0.052 U
gamma-BHC (Lindane)	0.05		0.05 U	0.05 U	0.05 U	0.05 U	0.05 U	0.052 U	0.05 U	0.052 U
Heptachlor	0.05		0.05 U	0.05 U	0.05 U	0.05 U	0.05 U	0.052 U	0.05 U	0.052 U
Aldrin	0.05		0.05 U	0.05 U	0.05 U	0.05 U	0.05 U	0.052 U	0.05 U	0.052 U
Heptachlor Epoxide	0.05		0.05 U	0.05 U	0.05 U	0.05 U	0.05 U	0.052 U	0.05 U	0.052 U
Endosulfan I	0.05		0.05 U	0.05 U	0.05 U	0.05 U	0.05 U	0.052 U	0.05 U	0.052 U
Dieldrin	0.1		0.1 U	0.1 U	0.1 U	0.1 U	0.1 U	0.1 U	0.1 U	0.1 U
4,4'-DDE	0.1		0.1 U	0.1 U	0.1 U	0.1 U	0.1 U	0.1 U	0.1 U	0.1 U
Endrin	0.1		0.1 U	0.1 U	0.1 U	0.1 U	0.1 U	0.1 U	0.1 U	0.1 U
Endosulfan II	0.1		0.1 U	0.1 U	0.1 U	0.1 U	0.1 U	0.1 U	0.1 U	0.1 U
4,4'-DDD	0.1		0.1 U	0.1 U	0.1 U	0.1 U	0.1 U	0.1 U	0.1 U	0.1 U
Endrin Aldehyde	0.1		0.1 U	0.1 U	0.1 U	0.1 U	0.1 U	0.1 U	0.1 U	0.1 U
Endosulfan Sulfate	0.1		0.1 U	0.1 U	0.1 U	0.1 U	0.1 U	0.1 U	0.1 U	0.1 U
4,4'-DDT	0.1		0.1 U	0.1 U	0.1 U	0.1 U	0.1 U	0.1 U	0.1 U	0.1 U
Methoxychlor	0.5		0.5 U	0.5 U	0.5 U	0.5 U	0.5 U	0.52 U	0.5 U	0.52 U
Endrin Ketone	0.1		0.1 U	0.1 U	0.1 U	0.1 U	0.1 U	0.1 U	0.1 U	0.1 U
alpha-Chlordane	0.05		0.05 U	0.05 U	0.05 U	0.05 U	0.05 U	0.052 U	0.05 U	0.052 U
gamma-Chlordane	0.05		0.05 U	0.05 U	0.05 U	0.05 U	0.05 U	0.052 U	0.05 U	0.052 U
Toxaphene	5		5.0 U	5.0 U	5.0 U	5.0 U	5.0 U	5.2 U	5.0 U	5.2 U
Aroclor-1016	1		1.0 U	1.0 U	1.0 U	1.0 U	1.0 U	1.0 U	1.0 U	1.0 U
Aroclor-1221	2		2.0 U	2.0 U	2.0 U	2.0 U	2.0 U	2.1 U	2.0 U	2.1 U
Aroclor-1232	1		1.0 U	1.0 U	1.0 U	1.0 U	1.0 U	1.0 U	1.0 U	1.0 U
Aroclor-1242	1		1.0 U	1.0 U	1.0 U	1.0 U	1.0 U	1.0 U	1.0 U	1.0 U
Aroclor-1248	1		1.0 U	1.0 U	1.0 U	1.0 U	1.0 U	1.0 U	1.0 U	1.0 U
Aroclor-1254	1		1.0 U	1.0 U	1.0 U	1.0 U	1.0 U	1.0 U	1.0 U	1.0 U
Aroclor-1260	1		1.0 U	0.34 J	1.0 U	1.0 U	1.0 U	0.21 J	1.0 U	1.0 U

Dilution Factor:	1.00	1.00	1.00	1.00	1.00	1.00	1.00	1.00	1.00
Sample Volume\Weight (ml\g):	1000	1000	1000	1000	1000	1000	950	1000	950
Associated Method Blank:	PWB1014A	PWB1014A	PWB1014A	PWB1025A	PWB1014A	PWB1017A	PWB1014A	PWB1017A	PWB1017A
Associated Equipment Blank:	HFQSWX2XXX94XX	HFQSWX2XXX94XX	HFQSWX2XXX94XX	HFQSWX2XXX94XX	HFQSWX2XXX94XX	HFQSWX2XXX94XX	HFQSWX2XXX94XX	HFQSWX2XXX94XX	HFQSWX2XXX94XX
Associated Field Blank:									

Site: SURFACE WATER
U: not detected
J: estimated

Table 2
Validation / Summary Table

LOCATION:	SW-101	SW-102 DUP	SW-102	SW-103	SW-104	SW-105	SW-106	SW-107
ISIS ID:	HFSW101XXX94XX	HFSW102XXX94XD	HFSW102XXX94XX	HFSW103XXX94XX	HFSW104XXX94XX	HFSW105XXX94XX	HFSW106XXX94XX	HFSW107XXX94XX
LAB NUMBER:	2226602	2226606	2226603	2228008	2226607	2228009	2226608	2228011
DATE SAMPLED:	10/11/94	10/11/94	10/11/94	10/12/94	10/11/94	10/12/94	10/11/94	10/12/94
DATE EXTRACTED:	10/14/94	10/14/94	10/14/94	10/25/94	10/14/94	10/17/94	10/14/94	10/17/94
DATE ANALYZED:	11/02/94	11/02/94	11/02/94	11/05/94	11/02/94	11/05/94	11/02/94	11/05/94

ANALYTE	SOW-3/90 - II	CRQL	SW-101	SW-102 DUP	SW-102	SW-103	SW-104	SW-105	SW-106	SW-107
alpha-BHC	0.05		0.05 U	0.05 U	0.05 U	0.05 UJ	0.05 U	0.052 U	0.05 U	0.052 U
beta-BHC	0.05		0.05 U	0.05 U	0.05 U	0.05 UJ	0.05 U	0.052 U	0.05 U	0.052 U
delta-BHC	0.05		0.05 U	0.05 U	0.05 U	0.05 UJ	0.05 U	0.052 U	0.05 U	0.052 U
gamma-BHC (Lindane)	0.05		0.05 U	0.05 U	0.05 U	0.05 UJ	0.05 U	0.052 U	0.05 U	0.052 U
Heptachlor	0.05		0.05 U	0.05 U	0.05 U	0.05 UJ	0.05 U	0.052 U	0.05 U	0.052 U
Aldrin	0.05		0.05 U	0.05 U	0.05 U	0.05 UJ	0.05 U	0.052 U	0.05 U	0.052 U
Heptachlor Epoxide	0.05		0.05 U	0.05 U	0.05 U	0.05 UJ	0.05 U	0.052 UJ	0.05 U	0.052 UJ
Endosulfan I	0.05		0.05 U	0.05 U	0.05 U	0.05 UJ	0.05 U	0.052 U	0.05 U	0.052 U
Dieldrin	0.1		0.1 U	0.1 U	0.1 U	0.1 UJ	0.1 U	0.1 U	0.1 U	0.1 U
4,4'-DDE	0.1		0.1 U	0.1 U	0.1 U	0.1 UJ	0.1 U	0.1 U	0.1 U	0.1 U
Endrin	0.1		0.1 U	0.1 U	0.1 U	0.1 UJ	0.1 U	0.1 U	0.1 U	0.1 U
Endosulfan II	0.1		0.1 U	0.1 U	0.1 U	0.1 UJ	0.1 U	0.1 U	0.1 U	0.1 U
4,4'-DDD	0.1		0.1 U	0.1 U	0.1 U	0.1 UJ	0.1 U	0.1 U	0.1 U	0.1 U
Endrin Aldehyde	0.1		0.1 U	0.1 U	0.1 U	0.1 UJ	0.1 U	0.1 U	0.1 U	0.1 U
Endosulfan Sulfate	0.1		0.1 U	0.1 U	0.1 U	0.1 UJ	0.1 U	0.1 U	0.1 U	0.1 U
4,4'-DDT	0.1		0.1 U	0.1 U	0.1 U	0.1 UJ	0.1 U	0.1 U	0.1 U	0.1 U
Methoxychlor	0.5		0.5 U	0.5 U	0.5 U	0.5 UJ	0.5 U	0.52 U	0.5 U	0.52 U
Endrin Ketone	0.1		0.1 U	0.1 U	0.1 U	0.1 UJ	0.1 U	0.1 U	0.1 U	0.1 U
alpha-Chlordane	0.05		0.05 U	0.05 U	0.05 U	0.05 UJ	0.05 U	0.052 U	0.05 U	0.052 U
gamma-Chlordane	0.05		0.05 U	0.05 U	0.05 U	0.05 UJ	0.05 U	0.052 U	0.05 U	0.052 U
Toxaphene	5		5.0 U	5.0 U	5.0 U	5.0 UJ	5.0 U	5.2 U	5.0 U	5.2 U
Aroclor-1016	1		1.0 U	1.0 U	1.0 U	1.0 UJ	1.0 U	1.0 U	1.0 U	1.0 U
Aroclor-1221	2		2.0 U	2.0 U	2.0 U	2.0 UJ	2.0 U	2.1 U	2.0 U	2.1 U
Aroclor-1232	1		1.0 U	1.0 U	1.0 U	1.0 UJ	1.0 U	1.0 U	1.0 U	1.0 U
Aroclor-1242	1		1.0 U	1.0 U	1.0 U	1.0 UJ	1.0 U	1.0 U	1.0 U	1.0 U
Aroclor-1248	1		1.0 U	1.0 U	1.0 U	1.0 UJ	1.0 U	1.0 U	1.0 U	1.0 U
Aroclor-1254	1		1.0 U	1.0 U	1.0 U	1.0 UJ	1.0 U	1.0 U	1.0 U	1.0 U
Aroclor-1260	1		1.0 U	1.0 U	1.0 U	1.0 UJ	1.0 U	1.0 U	1.0 U	1.0 U

Dilution Factor:	1.00	1.00	1.00	1.00	1.00	1.00	1.00	1.00	1.00
Sample Volume\Weight (ml\g):	1000	1000	1000	1000	1000	1000	950	1000	950

Associated Method Blank:	PWB1014A	PWB1014A	PWB1014A	PWB1025A	PWB1014A	PWB1017A	PWB1014A	PWB1017A
Associated Equipment Blank:	HFQSQX2XXX94XX	HFQSQX2XXX94XX	HFQSQX2XXX94XX	HFQSQX2XXX94XX	HFQSQX2XXX94XX	HFQSQX2XXX94XX	HFQSQX2XXX94XX	HFQSQX2XXX94XX
Associated Field Blank:	-	-	-	-	-	-	-	-

Site: SURFACE WATER
U: not detected
J: estimated

Table 1
Laboratory Report of Analysis

	MW-101 DUP	MW-101	MW-102	MW-103	MW-104	MW-105	MW-106	MW-107
LOCATION:	MW-101 DUP	MW-101	MW-102	MW-103	MW-104	MW-105	MW-106	MW-107
ISIS ID:	HFMW101XXX94XD	HFMW101XXX94XX	HFMW102XXX94XX	HFMW103XXX94XX	HFMW104XXX94XX	HFMW105XXX94XX	HFMW106XXX94XX	HFMW107XXX94XX
LAB NUMBER:	2263713	2263710	2263708	2263709	2263703	2263704	2263702	2263701
DATE SAMPLED:	11/29/94	11/29/94	11/29/94	11/29/94	11/29/94	11/29/94	11/29/94	11/29/94
DATE EXTRACTED:	12/02/94	12/02/94	12/02/94	12/02/94	12/02/94	12/02/94	12/02/94	12/02/94
DATE ANALYZED:	12/12/94	12/11/94	12/11/94	12/12/94	12/11/94	12/11/94	12/11/94	12/11/94

ANALYTE	SOW-3/90 - II	CRQL									
alpha-BHC	0.05	0.05	U	0.05	U	0.05	U	0.05	U	0.05	U
beta-BHC	0.05	0.05	U	0.05	U	0.05	U	0.05	U	0.05	U
delta-BHC	0.05	0.05	U	0.05	U	0.05	U	0.05	U	0.05	U
gamma-BHC (Lindane)	0.05	0.05	U	0.05	U	0.05	U	0.05	U	0.05	U
Heptachlor	0.05	0.05	U	0.05	U	0.05	U	0.05	U	0.05	U
Aldrin	0.05	0.05	U	0.05	U	0.05	U	0.05	U	0.05	U
Heptachlor Epoxide	0.05	0.05	U	0.05	U	0.05	U	0.05	U	0.05	U
Endosulfan I	0.05	0.05	U	0.05	U	0.05	U	0.05	U	0.05	U
Dieldrin	0.1	0.1	U	0.1	U	0.1	U	0.1	U	0.1	U
4,4'-DDE	0.1	0.1	U	0.1	U	0.1	U	0.1	U	0.1	U
Endrin	0.1	0.1	U	0.1	U	0.1	U	0.1	U	0.1	U
Endosulfan II	0.1	0.1	U	0.1	U	0.1	U	0.1	U	0.1	U
4,4'-DDD	0.1	0.1	U	0.1	U	0.1	U	0.1	U	0.1	U
Endrin Aldehyde	0.1	0.1	U	0.1	U	0.1	U	0.1	U	0.1	U
Endosulfan Sulfate	0.1	0.1	U	0.1	U	0.1	U	0.1	U	0.1	U
4,4'-DDT	0.1	0.1	U	0.1	U	0.1	U	0.1	U	0.1	U
Methoxychlor	0.5	0.5	U	0.5	U	0.5	U	0.5	U	0.5	U
Endrin Ketone	0.1	0.1	U	0.1	U	0.1	U	0.1	U	0.1	U
alpha-Chlordane	0.05	0.05	U	0.05	U	0.05	U	0.05	U	0.05	U
gamma-Chlordane	0.05	0.05	U	0.05	U	0.05	U	0.05	U	0.05	U
Toxaphene	5	5.0	U	5.0	U	5.0	U	5.0	U	5.0	U
Aroclor-1016	1	1.0	U	1.0	U	1.0	U	1.0	U	1.0	U
Aroclor-1221	2	2.0	U	2.0	U	2.0	U	2.0	U	2.0	U
Aroclor-1232	1	1.0	U	1.0	U	1.0	U	1.0	U	1.0	U
Aroclor-1242	1	1.0	U	1.0	U	1.0	U	1.0	U	1.0	U
Aroclor-1248	1	1.0	U	1.0	U	1.0	U	1.0	U	1.0	U
Aroclor-1254	1	1.0	U	1.0	U	1.0	U	1.0	U	1.0	U
Aroclor-1260	1	1.0	U	1.0	U	1.0	U	1.0	U	1.0	U

Dilution Factor:	1.00	1.00	1.00	1.00	1.00	1.00	1.00	1.00	1.00
Sample Volume\Weight (ml\g):	1000	1000	1000	1000	1000	1000	1000	1000	1000
Associated Method Blank:	PWB1202B	PWB1202A	PWB1202A	PWB1202B	PWB1202A	PWB1202A	PWB1202A	PWB1202A	PWB1202A
Associated Equipment Blank:	HFQXS10XXX94XX	HFQXS10XXX94XX	HFQXS10XXX94XX	HFQXS10XXX94XX	HFQXS10XXX94XX	HFQXS10XXX94XX	HFQXS10XXX94XX	HFQXS10XXX94XX	HFQXS10XXX94XX
Associated Field Blank:									

Site: MONITORING WELL
U: not detected

Table 1
Laboratory Report of Analysis

LOCATION:	MW-108	MW-109	MW-110
ISIS ID:	HFMW108XXX94XX	HFMW109XXX94XX	HFMW110XXX94XX
LAB NUMBER:	2263707	2263706	2263705
DATE SAMPLED:	11/29/94	11/29/94	11/29/94
DATE EXTRACTED:	12/02/94	12/02/94	12/02/94
DATE ANALYZED:	12/11/94	12/11/94	12/11/94

ANALYTE	SOW-3/90 - II	CRQL			
alpha-BHC	0.05	0.05 U	0.05 U	0.05 U	0.05 U
beta-BHC	0.05	0.05 U	0.05 U	0.05 U	0.05 U
delta-BHC	0.05	0.05 U	0.05 U	0.05 U	0.05 U
gamma-BHC (Lindane)	0.05	0.05 U	0.05 U	0.05 U	0.05 U
Heptachlor	0.05	0.05 U	0.05 U	0.05 U	0.05 U
Aldrin	0.05	0.05 U	0.05 U	0.05 U	0.05 U
Heptachlor Epoxide	0.05	0.05 U	0.05 U	0.05 U	0.05 U
Endosulfan I	0.05	0.05 U	0.05 U	0.05 U	0.05 U
Dieldrin	0.1	0.1 U	0.1 U	0.1 U	0.1 U
4,4'-DDE	0.1	0.1 U	0.1 U	0.1 U	0.1 U
Endrin	0.1	0.1 U	0.1 U	0.1 U	0.1 U
Endosulfan II	0.1	0.1 U	0.1 U	0.1 U	0.1 U
4,4'-DDD	0.1	0.1 U	0.1 U	0.1 U	0.1 U
Endrin Aldehyde	0.1	0.1 U	0.1 U	0.1 U	0.1 U
Endosulfan Sulfate	0.1	0.1 U	0.1 U	0.1 U	0.1 U
4,4'-DDT	0.1	0.1 U	0.1 U	0.1 U	0.1 U
Methoxychlor	0.5	0.5 U	0.5 U	0.5 U	0.5 U
Endrin Ketone	0.1	0.1 U	0.1 U	0.1 U	0.1 U
alpha-Chlordane	0.05	0.05 U	0.05 U	0.05 U	0.05 U
gamma-Chlordane	0.05	0.05 U	0.05 U	0.05 U	0.05 U
Toxaphene	5	5.0 U	5.0 U	5.0 U	5.0 U
Aroclor-1016	1	1.0 U	1.0 U	1.0 U	1.0 U
Aroclor-1221	2	2.0 U	2.0 U	2.0 U	2.0 U
Aroclor-1232	1	1.0 U	1.0 U	1.0 U	1.0 U
Aroclor-1242	1	1.0 U	1.0 U	1.0 U	1.0 U
Aroclor-1248	1	1.0 U	1.0 U	1.0 U	1.0 U
Aroclor-1254	1	1.0 U	1.0 U	1.0 U	1.0 U
Aroclor-1260	1	1.0 U	1.0 U	1.0 U	1.0 U

Dilution Factor:	1.00	1.00	1.00
Sample Volume\Weight (ml\g):	1000	1000	1000
Associated Method Blank:	PWB1202A	PWB1202A	PWB1202A
Associated Equipment Blank:	HFQSX10XXX94XX	HFQSX10XXX94XX	HFQSX10XXX94XX
Associated Field Blank:			

Site: MONITORING WELL
U: not detected

Table 2
Validation / Summary Table

LOCATION:	MW-101 DUP	MW-101	MW-102	MW-103	MW-104	MW-105	MW-106	MW-107
ISIS ID:	HFMW101XXX94XD	HFMW101XXX94XX	HFMW102XXX94XX	HFMW103XXX94XX	HFMW104XXX94XX	HFMW105XXX94XX	HFMW106XXX94XX	HFMW107XXX94XX
LAB NUMBER:	2263713	2263710	2263708	2263709	2263703	2263704	2263702	2263701
DATE SAMPLED:	11/29/94	11/29/94	11/29/94	11/29/94	11/29/94	11/29/94	11/29/94	11/29/94
DATE EXTRACTED:	12/02/94	12/02/94	12/02/94	12/02/94	12/02/94	12/02/94	12/02/94	12/02/94
DATE ANALYZED:	12/12/94	12/11/94	12/11/94	12/11/94	12/11/94	12/11/94	12/11/94	12/11/94

ANALYTE	SOW-3/90 - II	CRQL											
alpha-BHC	0.05	0.05	UJ	0.05	UJ	0.05	UJ	0.05	UJ	0.05	UJ	0.05	UJ
beta-BHC	0.05	0.05	U	0.05	UJ	0.05	UJ	0.05	UJ	0.05	UJ	0.05	UJ
delta-BHC	0.05	0.05	U	0.05	UJ	0.05	UJ	0.05	UJ	0.05	UJ	0.05	UJ
gamma-BHC (Lindane)	0.05	0.05	UJ	0.05	UJ	0.05	UJ	0.05	UJ	0.05	UJ	0.05	UJ
Heptachlor	0.05	0.05	UJ	0.05	UJ	0.05	UJ	0.05	UJ	0.05	UJ	0.05	UJ
Aldrin	0.05	0.05	UJ	0.05	UJ	0.05	UJ	0.05	UJ	0.05	UJ	0.05	UJ
Heptachlor Epoxide	0.05	0.05	U	0.05	UJ	0.05	UJ	0.05	UJ	0.05	UJ	0.05	UJ
Endosulfan I	0.05	0.05	U	0.05	UJ	0.05	UJ	0.05	UJ	0.05	UJ	0.05	UJ
Dieldrin	0.1	0.1	UJ	0.1	UJ	0.1	UJ	0.1	UJ	0.1	UJ	0.1	UJ
4,4'-DDE	0.1	0.1	U	0.1	UJ	0.1	UJ	0.1	UJ	0.1	UJ	0.1	UJ
Endrin	0.1	0.1	UJ	0.1	UJ	0.1	UJ	0.1	UJ	0.1	UJ	0.1	UJ
Endosulfan II	0.1	0.1	U	0.1	UJ	0.1	UJ	0.1	UJ	0.1	UJ	0.1	UJ
4,4'-DDD	0.1	0.1	U	0.1	UJ	0.1	UJ	0.1	UJ	0.1	UJ	0.1	UJ
Endrin Aldehyde	0.1	0.1	U	0.1	UJ	0.1	UJ	0.1	UJ	0.1	UJ	0.1	UJ
Endosulfan Sulfate	0.1	0.1	U	0.1	UJ	0.1	UJ	0.1	UJ	0.1	UJ	0.1	UJ
4,4'-DDT	0.1	0.1	UJ	0.1	UJ	0.1	UJ	0.1	UJ	0.1	UJ	0.1	UJ
Methoxychlor	0.5	0.5	U	0.5	UJ	0.5	UJ	0.5	UJ	0.5	UJ	0.5	UJ
Endrin Ketone	0.1	0.1	U	0.1	UJ	0.1	UJ	0.1	UJ	0.1	UJ	0.1	UJ
alpha-Chlordane	0.05	0.05	U	0.05	UJ	0.05	UJ	0.05	UJ	0.05	UJ	0.05	UJ
gamma-Chlordane	0.05	0.05	U	0.05	UJ	0.05	UJ	0.05	UJ	0.05	UJ	0.05	UJ
Toxaphene	5	5.0	U	5.0	UJ	5.0	UJ	5.0	UJ	5.0	UJ	5.0	UJ
Aroclor-1016	1	1.0	U	1.0	UJ	1.0	UJ	1.0	UJ	1.0	UJ	1.0	UJ
Aroclor-1221	2	2.0	U	2.0	UJ	2.0	UJ	2.0	UJ	2.0	UJ	2.0	UJ
Aroclor-1232	1	1.0	U	1.0	UJ	1.0	UJ	1.0	UJ	1.0	UJ	1.0	UJ
Aroclor-1242	1	1.0	U	1.0	UJ	1.0	UJ	1.0	UJ	1.0	UJ	1.0	UJ
Aroclor-1248	1	1.0	U	1.0	UJ	1.0	UJ	1.0	UJ	1.0	UJ	1.0	UJ
Aroclor-1254	1	1.0	U	1.0	UJ	1.0	UJ	1.0	UJ	1.0	UJ	1.0	UJ
Aroclor-1260	1	1.0	U	1.0	UJ	1.0	UJ	1.0	UJ	1.0	UJ	1.0	UJ

Dilution Factor:	1.00	1.00	1.00	1.00	1.00	1.00	1.00	1.00	1.00
Sample Volume\Weight (ml\g):	1000	1000	1000	1000	1000	1000	1000	1000	1000
Associated Method Blank:	PWB1202B	PWB1202A	PWB1202A	PWB1202B	PWB1202A	PWB1202A	PWB1202A	PWB1202A	PWB1202A
Associated Equipment Blank:	HFQSX10XXX94XX	HFQSX10XXX94XX	HFQSX10XXX94XX	HFQSX10XXX94XX	HFQSX10XXX94XX	HFQSX10XXX94XX	HFQSX10XXX94XX	HFQSX10XXX94XX	HFQSX10XXX94XX
Associated Field Blank:	-	-	-	-	-	-	-	-	-

Site: MONITORING WELL
 U: not detected
 J: estimated

Table 2
Validation / Summary Table

LOCATION:	MW-108	MW-109	MW-110
ISIS ID:	HFMW108XXX94XX	HFMW109XXX94XX	HFMW110XXX94XX
LAB NUMBER:	2263707	2263706	2263705
DATE SAMPLED:	11/29/94	11/29/94	11/29/94
DATE EXTRACTED:	12/02/94	12/02/94	12/02/94
DATE ANALYZED:	12/11/94	12/11/94	12/11/94

ANALYTE	SOW-3/90 - II	CRQL			
alpha-BHC	0.05	0.05 UJ	0.05 UJ	0.05 UJ	0.05 UJ
beta-BHC	0.05	0.05 UJ	0.05 UJ	0.05 UJ	0.05 UJ
delta-BHC	0.05	0.05 UJ	0.05 UJ	0.05 UJ	0.05 UJ
gamma-BHC (Lindane)	0.05	0.05 UJ	0.05 UJ	0.05 UJ	0.05 UJ
Heptachlor	0.05	0.05 UJ	0.05 UJ	0.05 UJ	0.05 UJ
Aldrin	0.05	0.05 UJ	0.05 UJ	0.05 UJ	0.05 UJ
Heptachlor Epoxide	0.05	0.05 UJ	0.05 UJ	0.05 UJ	0.05 UJ
Endosulfan I	0.05	0.05 UJ	0.05 UJ	0.05 UJ	0.05 UJ
Dieldrin	0.1	0.1 UJ	0.1 UJ	0.1 UJ	0.1 UJ
4,4'-DDE	0.1	0.1 UJ	0.1 UJ	0.1 UJ	0.1 UJ
Endrin	0.1	0.1 UJ	0.1 UJ	0.1 UJ	0.1 UJ
Endosulfan II	0.1	0.1 UJ	0.1 UJ	0.1 UJ	0.1 UJ
4,4'-DDD	0.1	0.1 UJ	0.1 UJ	0.1 UJ	0.1 UJ
Endrin Aldehyde	0.1	0.1 UJ	0.1 UJ	0.1 UJ	0.1 UJ
Endosulfan Sulfate	0.1	0.1 UJ	0.1 UJ	0.1 UJ	0.1 UJ
4,4'-DDT	0.1	0.1 UJ	0.1 UJ	0.1 UJ	0.1 UJ
Methoxychlor	0.5	0.5 UJ	0.5 UJ	0.5 UJ	0.5 UJ
Endrin Ketone	0.1	0.1 UJ	0.1 UJ	0.1 UJ	0.1 UJ
alpha-Chlordane	0.05	0.05 UJ	0.05 UJ	0.05 UJ	0.05 UJ
gamma-Chlordane	0.05	0.05 UJ	0.05 UJ	0.05 UJ	0.05 UJ
Toxaphene	5	5.0 UJ	5.0 UJ	5.0 UJ	5.0 UJ
Aroclor-1016	1	1.0 UJ	1.0 UJ	1.0 UJ	1.0 UJ
Aroclor-1221	2	2.0 UJ	2.0 UJ	2.0 UJ	2.0 UJ
Aroclor-1232	1	1.0 UJ	1.0 UJ	1.0 UJ	1.0 UJ
Aroclor-1242	1	1.0 UJ	1.0 UJ	1.0 UJ	1.0 UJ
Aroclor-1248	1	1.0 UJ	1.0 UJ	1.0 UJ	1.0 UJ
Aroclor-1254	1	1.0 UJ	1.0 UJ	1.0 UJ	1.0 UJ
Aroclor-1260	1	1.0 UJ	1.0 UJ	1.0 UJ	1.0 UJ

Dilution Factor:	1.00	1.00	1.00
Sample Volume/Weight (mL/g):	1000	1000	1000

Associated Method Blank:	PWB1202A	PWB1202A	PWB1202A
Associated Equipment Blank:	HFQSX10XXX94XX	HFQSX10XXX94XX	HFQSX10XXX94XX
Associated Field Blank:	-	-	-

Site: MONITORING WELL

U: not detected

J: estimated

Table 1
Laboratory Report of Analysis

	CL-101 DUP	CL-101	CL-102	CL-103	CL-104	CL-105	CL-106	CL-107
LOCATION:	CL-101 DUP	CL-101	CL-102	CL-103	CL-104	CL-105	CL-106	CL-107
ISIS ID:	HFCL101XXX94XD	HFCL101XXX94XX	HFCL102XXX94XX	HFCL103XXX94XX	HFCL104XXX94XX	HFCL105XXX94XX	HFCL106XXX94XX	HFCL107XXX94XX
LAB NUMBER:	2228004	2228001	2228005	2228006	2228007	2229001	2229002	2229005
DATE SAMPLED:	10/12/94	10/12/94	10/12/94	10/12/94	10/12/94	10/13/94	10/13/94	10/13/94
DATE EXTRACTED:	10/17/94	10/25/94	10/17/94	10/17/94	10/17/94	10/17/94	10/17/94	10/17/94
DATE ANALYZED:	11/05/94	11/04/94	11/05/94	11/05/94	11/05/94	11/05/94	11/05/94	11/25/94

ANALYTE	SOW-3/90 - II	CRQL	CL-101 DUP	CL-101	CL-102	CL-103	CL-104	CL-105	CL-106	CL-107
alpha-BHC	0.05		0.062 U	0.1 U	0.05 U	0.052 U	0.05 U	0.05 U	0.05 U	0.056 U
beta-BHC	0.05		0.062 U	0.1 U	0.05 U	0.052 U	0.05 U	0.05 U	0.05 U	0.056 U
delta-BHC	0.05		0.062 U	0.1 U	0.05 U	0.052 U	0.05 U	0.05 U	0.05 U	0.056 U
gamma-BHC (Lindane)	0.05		0.062 U	0.1 U	0.05 U	0.052 U	0.05 U	0.05 U	0.05 U	0.056 U
Heptachlor	0.05		0.062 U	0.1 U	0.05 U	0.052 U	0.05 U	0.05 U	0.05 U	0.056 U
Aldrin	0.05		0.062 U	0.1 U	0.05 U	0.052 U	0.05 U	0.05 U	0.05 U	0.056 U
Heptachlor Epoxide	0.05		0.062 U	0.1 U	0.05 U	0.052 U	0.05 U	0.05 U	0.05 U	0.056 U
Endosulfan I	0.05		0.062 U	0.1 U	0.05 U	0.052 U	0.05 U	0.05 U	0.05 U	0.056 U
Dieldrin	0.1		0.12 U	0.2 U	0.1 U	0.1 U	0.1 U	0.1 U	0.1 U	0.11 U
4,4'-DDE	0.1		0.12 U	0.2 U	0.1 U	0.1 U	0.1 U	0.1 U	0.1 U	0.11 U
Endrin	0.1		0.12 U	0.2 U	0.1 U	0.1 U	0.1 U	0.1 U	0.1 U	0.11 U
Endosulfan II	0.1		0.12 U	0.2 U	0.1 U	0.1 U	0.1 U	0.1 U	0.1 U	0.11 U
4,4'-DDD	0.1		0.12 U	0.2 U	0.1 U	0.1 U	0.1 U	0.1 U	0.1 U	0.11 U
Endrin Aldehyde	0.1		0.12 U	0.2 U	0.1 U	0.1 U	0.1 U	0.1 U	0.1 U	0.11 U
Endosulfan Sulfate	0.1		0.12 U	0.2 U	0.1 U	0.1 U	0.1 U	0.1 U	0.1 U	0.11 U
4,4'-DDT	0.1		0.12 U	0.2 U	0.1 U	0.1 U	0.1 U	0.1 U	0.1 U	0.11 U
Methoxychlor	0.5		0.62 U	1.0 U	0.5 U	0.52 U	0.5 U	0.5 U	0.5 U	0.56 U
Endrin Ketone	0.1		0.12 U	0.2 U	0.1 U	0.1 U	0.1 U	0.1 U	0.1 U	0.11 U
alpha-Chlordane	0.05		0.062 U	0.1 U	0.05 U	0.052 U	0.05 U	0.05 U	0.05 U	0.056 U
gamma-Chlordane	0.05		0.062 U	0.1 U	0.05 U	0.052 U	0.05 U	0.05 U	0.05 U	0.056 U
Toxaphene	5		6.2 U	10 U	5.0 U	5.2 U	5.0 U	5.0 U	5.0 U	5.6 U
Aroclor-1016	1		1.2 U	2.0 U	1.0 U	1.0 U	1.0 U	1.0 U	1.0 U	1.1 U
Aroclor-1221	2		2.5 U	4.0 U	2.0 U	2.1 U	2.0 U	2.0 U	2.0 U	2.2 U
Aroclor-1232	1		1.2 U	2.0 U	1.0 U	1.0 U	1.0 U	1.0 U	1.0 U	1.1 U
Aroclor-1242	1		1.2 U	2.0 U	1.0 U	1.0 U	1.0 U	1.0 U	1.0 U	1.1 U
Aroclor-1248	1		1.2 U	2.0 U	1.0 U	1.0 U	1.0 U	1.0 U	1.0 U	1.1 U
Aroclor-1254	1		1.2 U	2.0 U	1.0 U	1.0 U	1.0 U	1.0 U	1.0 U	1.1 U
Aroclor-1260	1		1.2 U	2.0 U	1.0 U	1.0 U	1.0 U	1.0 U	1.0 U	1.1 U

Dilution Factor:	1.00	1.00	1.00	1.00	1.00	1.00	1.00	1.00	1.00
Sample Volume/Weight (ml/g):	800	500	1000	970	1000	1000	1000	1000	900
Associated Method Blank:	PWB1017A	PWB1025A	PWB1017A	PWB1017A	PWB1017A	PWB1017A	PWB1017A	PWB1017A	PWB1019B
Associated Equipment Blank:	HFQ5XX7XXX94XX	HFQ5XX7XXX94XX	HFQ5XX7XXX94XX	HFQ5XX7XXX94XX	HFQ5XX7XXX94XX	HFQ5XX7XXX94XX	HFQ5XX7XXX94XX	HFQ5XX7XXX94XX	HFQ5XX7XXX94XX
Associated Field Blank:									

Site: SUMP LIQUIDS
 U: not detected
 E: interference

Table 1
Laboratory Report of Analysis

LOCATION:	CL-107	CL-108	CL-109
ISIS ID:	HFCL107XXX94XX	HFCL108XXX94XX	HFCL109XXX94XX
LAB NUMBER:	2229005 R	2229003	2226601
DATE SAMPLED:	10/13/94	10/13/94	10/11/94
DATE EXTRACTED:	12/07/94	10/17/94	10/14/94
DATE ANALYZED:	12/17/94	11/05/94	11/02/94

ANALYTE	SOW-3/90 - II	CRQL			
alpha-BHC	0.05	0.05 U	0.05 U	0.05 U	0.05 U
beta-BHC	0.05	0.05 U	0.05 U	0.05 U	0.05 U
delta-BHC	0.05	0.05 U	0.05 U	0.05 U	0.05 U
gamma-BHC (Lindane)	0.05	0.05 U	0.05 U	0.05 U	0.05 U
Heptachlor	0.05	0.05 U	0.05 U	0.05 U	0.05 U
Aldrin	0.05	0.05 U	0.05 U	0.05 U	0.05 U
Heptachlor Epoxide	0.05	0.05 U	0.05 U	0.05 U	0.05 U
Endosulfan I	0.05	0.05 U	0.05 U	0.05 U	0.05 U
Dieldrin	0.1	0.1 U	0.1 U	0.1 U	0.1 U
4,4'-DDE	0.1	0.1 U	0.1 U	0.1 U	0.1 U
Endrin	0.1	0.1 U	0.1 U	0.1 U	0.1 U
Endosulfan II	0.1	0.1 U	0.1 U	0.1 U	0.1 U
4,4'-DDD	0.1	0.1 U	0.1 U	0.1 U	0.1 U
Endrin Aldehyde	0.1	0.1 U	0.1 U	0.1 U	0.1 U
Endosulfan Sulfate	0.1	0.1 U	0.1 U	0.1 U	0.1 U
4,4'-DDT	0.1	0.1 U	0.1 U	0.1 U	0.1 U
Methoxychlor	0.5	0.5 U	0.5 U	0.5 U	0.5 U
Endrin Ketone	0.1	0.1 U	0.1 U	0.1 U	0.1 U
alpha-Chlordane	0.05	0.05 U	0.05 U	0.05 U	0.05 U
gamma-Chlordane	0.05	0.05 U	0.05 U	0.05 U	0.05 U
Toxaphene	5	5.0 U	5.0 U	5.0 U	5.0 U
Aroclor-1016	1	1.0 U	1.0 U	1.0 U	1.0 U
Aroclor-1221	2	2.0 U	2.0 U	2.0 U	2.0 U
Aroclor-1232	1	1.0 U	1.0 U	1.0 U	1.0 U
Aroclor-1242	1	1.0 U	1.0 U	1.0 U	1.0 U
Aroclor-1248	1	1.0 U	1.0 U	1.0 U	1.0 U
Aroclor-1254	1	1.0 U	1.0 U	1.0 U	1.0 U
Aroclor-1260	1	1.0 U	1.0 U	28	E

Dilution Factor:	1.00	1.00	1.00
Sample Volume\Weight (mL\g):	1000	1000	1000

Associated Method Blank:	PWB1207A	PWB1017A	PWB1014A
Associated Equipment Blank:	HFQ5XX7XXX94XX	HFQ5XX7XXX94XX	HFQ5XX7XXX94XX
Associated Field Blank:	-	-	-

Site: SUMP LIQUIDS

U: not detected

E: interference

Table 2
Validation / Summary Table

LOCATION:	CL-101 DUB	CL-101	CL-102	CL-103	CL-104	CL-105	CL-106	CL-107
ISIS ID:	HFCL101XXX94XX	HFCL101XXX94XX	HFCL102XXX94XX	HFCL103XXX94XX	HFCL104XXX94XX	HFCL105XXX94XX	HFCL106XXX94XX	HFCL107XXX94XX
LAB NUMBER:	2228004	2228001	2228005	2228006	2228007	2229001	2229002	2229005
DATE SAMPLED:	10/12/94	10/12/94	10/12/94	10/12/94	10/12/94	10/13/94	10/13/94	10/13/94
DATE EXTRACTED:	10/17/94	10/25/94	10/17/94	10/17/94	10/17/94	10/17/94	10/17/94	10/17/94
DATE ANALYZED:	11/05/94	11/04/94	11/05/94	11/05/94	11/05/94	11/05/94	11/05/94	11/25/94

ANALYTE	SOW-3/90 - II	CRQL										
alpha-BHC	0.05	R	R	0.05	U	0.052	U	0.05	U	0.05	UJ	R
beta-BHC	0.05	R	R	0.05	U	0.052	U	0.05	U	0.05	UJ	R
delta-BHC	0.05	R	R	0.05	U	0.052	U	0.05	U	0.05	UJ	R
gamma-BHC (Lindane)	0.05	R	R	0.05	U	0.052	U	0.05	U	0.05	UJ	R
Heptachlor	0.05	R	R	0.05	U	0.052	U	0.05	U	0.05	UJ	R
Aldrin	0.05	R	R	0.05	U	0.052	U	0.05	U	0.05	UJ	R
Heptachlor Epoxide	0.05	R	R	0.05	UJ	0.052	UJ	0.05	UJ	0.05	UJ	R
Endosulfan I	0.05	R	R	0.05	U	0.052	U	0.05	U	0.05	UJ	R
Dieldrin	0.1	R	R	0.1	U	0.1	U	0.1	U	0.1	UJ	R
4,4'-DDE	0.1	R	R	0.1	U	0.1	U	0.1	U	0.1	UJ	R
Endrin	0.1	R	R	0.1	U	0.1	U	0.1	U	0.1	UJ	R
Endosulfan II	0.1	R	R	0.1	U	0.1	U	0.1	U	0.1	UJ	R
4,4'-DDD	0.1	R	R	0.1	U	0.1	U	0.1	U	0.1	UJ	R
Endrin Aldehyde	0.1	R	R	0.1	U	0.1	U	0.1	U	0.1	UJ	R
Endosulfan Sulfate	0.1	R	R	0.1	U	0.1	U	0.1	U	0.1	UJ	R
4,4'-DDT	0.1	R	R	0.1	U	0.1	U	0.1	U	0.1	UJ	R
Methoxychlor	0.5	R	R	0.5	U	0.52	U	0.5	U	0.5	UJ	R
Endrin Ketone	0.1	R	R	0.1	U	0.1	U	0.1	U	0.1	UJ	R
alpha-Chlordane	0.05	R	R	0.05	U	0.052	U	0.05	U	0.05	UJ	R
gamma-Chlordane	0.05	R	R	0.05	U	0.052	U	0.05	U	0.05	UJ	R
Toxaphene	5	R	R	5.0	U	5.2	U	5.0	U	5.0	UJ	R
Aroclor-1016	1	R	R	1.0	U	1.0	U	1.0	U	1.0	UJ	R
Aroclor-1221	2	R	R	2.0	U	2.1	U	2.0	U	2.0	UJ	R
Aroclor-1232	1	R	R	1.0	U	1.0	U	1.0	U	1.0	UJ	R
Aroclor-1242	1	R	R	1.0	U	1.0	U	1.0	U	1.0	UJ	R
Aroclor-1248	1	R	R	1.0	U	1.0	U	1.0	U	1.0	UJ	R
Aroclor-1254	1	R	R	1.0	U	1.0	U	1.0	U	1.0	UJ	R
Aroclor-1260	1	R	R	1.0	U	1.0	U	1.0	U	1.0	UJ	R

Dilution Factor:	1.00	1.00	1.00	1.00	1.00	1.00	1.00	1.00	1.00
Sample Volume/Weight (ml\g):	800	500	1000	970	1000	1000	1000	1000	900
Associated Method Blank:	PWB1017A	PWB1025A	PWB1017A	PWB1017A	PWB1017A	PWB1017A	PWB1017A	PWB1017A	PWB1019B
Associated Equipment Blank:	HFQSXX7XXX94XX	HFQSXX7XXX94XX	HFQSXX7XXX94XX	HFQSXX7XXX94XX	HFQSXX7XXX94XX	HFQSXX7XXX94XX	HFQSXX7XXX94XX	HFQSXX7XXX94XX	HFQSXX7XXX94XX
Associated Field Blank:									

Site: SUMP LIQUIDS
 U: not detected R: unusable
 J: estimated

Table 2
Validation / Summary Table

LOCATION:	CL-108	CL-109
ISIS ID:	HFCL108XXX94XX	HFCL109XXX94XX
LAB NUMBER:	2229003	2226601
DATE SAMPLED:	10/13/94	10/11/94
DATE EXTRACTED:	10/17/94	10/14/94
DATE ANALYZED:	11/05/94	11/02/94

ANALYTE	SOW-3/90 - II	CRQL		
alpha-BHC	0.05	0.05	U	0.05 U
beta-BHC	0.05	0.05	U	0.05 U
delta-BHC	0.05	0.05	U	0.05 U
gamma-BHC (Lindane)	0.05	0.05	U	0.05 U
Heptachlor	0.05	0.05	U	0.05 U
Aldrin	0.05	0.05	U	0.05 U
Heptachlor Epoxide	0.05	0.05	UJ	0.05 U
Endosulfan I	0.05	0.05	U	0.05 U
Dieldrin	0.1	0.1	U	0.1 U
4,4'-DDE	0.1	0.1	U	0.1 U
Endrin	0.1	0.1	U	0.1 U
Endosulfan II	0.1	0.1	U	0.1 U
4,4'-DDD	0.1	0.1	U	0.1 U
Endrin Aldehyde	0.1	0.1	U	0.1 U
Endosulfan Sulfate	0.1	0.1	U	0.1 U
4,4'-DDT	0.1	0.1	U	0.1 U
Methoxychlor	0.5	0.5	U	0.5 U
Endrin Ketone	0.1	0.1	U	0.1 U
alpha-Chlordane	0.05	0.05	U	0.05 U
gamma-Chlordane	0.05	0.05	U	0.05 U
Toxaphene	5	5.0	U	5.0 U
Aroclor-1016	1	1.0	U	1.0 U
Aroclor-1221	2	2.0	U	2.0 U
Aroclor-1232	1	1.0	U	1.0 U
Aroclor-1242	1	1.0	U	1.0 U
Aroclor-1248	1	1.0	U	1.0 U
Aroclor-1254	1	1.0	U	1.0 U
Aroclor-1260	1	1.0	U	28 J

Dilution Factor:	1.00	1.00
Sample Volume\Weight (ml\g):	1000	1000

Associated Method Blank:	PWB1017A	PWB1014A
Associated Equipment Blank:	HFQ5XX7XXX94XX	HFQ5XX7XXX94XX
Associated Field Blank:	-	-

Site: SUMP LIQUIDS

U: not detected R: unusable
J: estimated

Table 1
Laboratory Report of Analysis

LOCATION:	QS-10	QS-XX1	QS-XX2	QS-XX3	QS-XX4	QS-XX5	QS-XX6	QS-107
ISIS ID:	HFQSQ10XXX94XX	HFQSQ11XXX94XX	HFQSQ12XXX94XX	HFQSQ13XXX94XX	HFQSQ14XXX94XX	HFQSQ15XXX94XX	HFQSQ16XXX94XX	HFQSQ17XXX94XX
LAB NUMBER:	263714	225921	226609	226520	226521	226522	227911	228010
DATE SAMPLED:	11/29/94	10/10/94	10/11/94	10/11/94	10/11/94	10/11/94	10/12/94	10/12/94

ANALYTE	SOW-3/90 - II	CRDL	QS-10	QS-XX1	QS-XX2	QS-XX3	QS-XX4	QS-XX5	QS-XX6	QS-107
Aluminum	200		57.0 U	57.0 U	57.0 U*	57.0 U	57.0 U	57.0 U	57.0 U*	57.0 U
Antimony	60		38.0 U	38.0 UN	38.0 U	38.0 UN*	38.0 UN*	38.0 UN*	38.0 U	38.0 U*
Arsenic	10		5.0 U	5.0 U	5.0 U	5.0 UN	5.0 UN	5.0 UN	5.0 U	5.0 UN
Barium	200		11.0 U	11.0 U	11.0 U	11.0 U	11.0 U	11.0 U	11.0 U	11.0 U
Beryllium	5		2.0 U	2.0 U	2.0 U	2.0 U	2.0 U	2.0 U	2.0 U	2.0 U
Cadmium	5		2.0 U	2.0 U	2.0 U	2.0 UN*	2.0 UN*	2.0 UN*	2.0 UN	2.0 U*
Calcium	5000		1390 U	1390 U	1390 U	1390 U	1390 U	1390 U	1390 U*	1390 U*
Chromium	10		5.0 U	5.0 U*	5.0 U	5.0 U*	5.0 U*	5.0 U*	5.0 U	5.0 U
Cobalt	50		6.0 U	6.0 U	6.0 U	6.0 U	6.0 U	6.0 U	6.0 U	6.0 U
Copper	25		5.0 U	5.0 UN*	5.0 U	5.0 U*	5.0 U*	5.0 U*	5.0 UN*	5.0 U
Iron	100		16.0 U	37.8 BE	16.0 UN*	16.0 U	16.0 U	16.0 U	16.0 U	16.0 UE*
Lead	3		3.0 U	3.0 U	3.0 UN*	3.0 UW*	3.0 UW*	3.0 UW*	3.0 U	3.0 U
Magnesium	5000		1550 U	1550 U	1550 U	1550 U	1550 U	1550 U	1550 U*	1550 U
Manganese	15		2.0 U	2.0 U	2.0 UN*	2.0 U	2.0 U	2.0 U	2.0 U	2.0 UE*
Mercury	0.2		0.20 U	0.20 U	0.20 U	0.20 U	0.20 U	0.20 U	0.20 UN	0.20 U
Nickel	40		26.0 U	26.0 U	26.0 U	30.9 B	26.0 U	26.0 U	26.0 U	26.0 U
Potassium	5000		840 U	840 U	840 U	840 U	840 U	840 U	840 U	840 U
Selenium	5		5.0 UN	5.0 UN	5.0 UN	5.0 UN*	5.0 UN*	5.0 UN*	5.0 UW*	5.0 UN
Silver	10		5.0 U	5.0 UN	5.0 U	5.0 UN	5.0 UN	5.0 UN	5.0 UN	5.0 UN
Sodium	5000		463 U	463 U	463 U	463 U	463 U	463 U	463 U	463 U
Thallium	10		5.0 U	5.0 U	5.0 U	5.0 U	5.0 U	5.0 U	5.0 U	5.0 UN
Vanadium	50		17.0 U	17.0 U	17.0 U	17.0 U	17.0 U	17.0 U	17.0 U	17.0 U
Zinc	20		5.0 U	5.0 U	5.0 U*	5.0 UE*	5.0 UE*	5.0 UE*	5.0 UE	5.0 U*
Cyanide	10		10.0 U	10.0 UN*	10.0 UN	10.0 UN	10.0 UN	10.0 UN	10.0 U	10.0 U

Associated Method Blank:	SDGHANNA8	SDGHANNA1W	MBHANNA3	SDGHANNA2W	SDGHANNA2W	SDGHANNA2W	MBHANNA4	SDGHANNA5
Associated Equipment Blank:	-	-	-	-	-	-	-	-
Associated Field Blank:	-	-	-	-	-	-	-	-

Site: EQUIPMENT RINSATE

U: not detected N: spike recovery not met *: duplicate analysis not met
E: interference W: post digestion spike not met B: less than CRDL

Table 1
Laboratory Report of Analysis

LOCATION:	QS-8	QS-9
ISIS ID:	HFQSXX8XXX94XX	HFQSXX9XXX94XX
LAB NUMBER:	232314	235108
DATE SAMPLED:	10/18/94	10/19/94

ANALYTE	SOW-3/90 - II	CRDL		
Aluminum	200	57.0	U	57.0 U
Antimony	60	38.0	U	38.0 U
Arsenic	10	5.0	UN	5.0 UN
Barium	200	11.0	U	11.0 U
Beryllium	5	2.0	U	2.0 U
Cadmium	5	2.0	U*	2.0 U*
Calcium	5000	1390	U*	1390 U*
Chromium	10	5.0	U*	5.0 U*
Cobalt	50	6.0	U	6.0 U
Copper	25	5.0	UN	5.0 UN
Iron	100	16.0	U	16.0 U
Lead	3	3.0	UN*	3.0 UN*
Magnesium	5000	1550	U*	1550 U*
Manganese	15	2.0	U*	2.0 U*
Mercury	0.2	0.20	U	0.20 U
Nickel	40	26.0	U*	26.0 U*
Potassium	5000	840	U	840 U
Selenium	5	5.0	UN	5.0 UN
Silver	10	5.0	UN	5.0 UN
Sodium	5000	463	U	463 U
Thallium	10	5.0	U	5.0 U
Vanadium	50	17.0	U	17.0 U
Zinc	20	5.0	U*	5.0 U*
Cyanide	10	10.0	UN	10.0 UN

Associated Method Blank:	MBHANNA6A	MBHANNA6A
Associated Equipment Blank:	-	-
Associated Field Blank:	-	-

Site: EQUIPMENT RINSATE

U: not detected N: spike recovery not met *: duplicate analysis not met
E: interference W: post digestion spike not met B: less than CRDL

Table 1
Laboratory Report of Analysis

LOCATION:	SW-101	SW-102 DUP	SW-102	SW-103	SW-104	SW-105	SW-106	SW-107
ISIS ID:	HFSW101XXX94XX	HFSW102XXX94XD	HFSW102XXX94XX	HFSW103XXX94XX	HFSW104XXX94XX	HFSW105XXX94XX	HFSW106XXX94XX	HFSW107XXX94XX
LAB NUMBER:	226602	226606	226603	228008	226607	228009	226608	228011
DATE SAMPLED:	10/11/94	10/11/94	10/11/94	10/12/94	10/11/94	10/12/94	10/11/94	10/12/94

ANALYTE	SOW-3/90 - II	CRDL	SW-101	SW-102 DUP	SW-102	SW-103	SW-104	SW-105	SW-106	SW-107
Aluminum	200		148 B*	225 *	83.9 B*	57.0 U	289 *	57.0 U	21700 *	57.0 U
Antimony	60		38.0 U	38.0 U	38.0 U	38.0 U*	38.0 U	38.0 U*	38.0 U	38.0 U*
Arsenic	10		8.6 BS	5.0 U	5.0 U	5.0 UN	5.0 U	5.0 UN	16.6	5.0 UN
Barium	200		14.8 B	27.0 B	27.0 B	21.0 B	21.6 B	21.0 B	212	18.0 B
Beryllium	5		2.0 U	2.0 U	2.0 U	2.0 U	2.0 U	2.0 U	2.5 B	2.0 U
Cadmium	5		2.0 U	2.0 U	2.0 U	2.0 U*	2.0 U	2.0 U*	2.0 B	2.0 U*
Calcium	5000		125000	112000	114000	36000 *	37900	34700 *	134000	30700 *
Chromium	10		5.0 U	5.0 U	5.0 U	5.0 U	5.0 U	5.0 U	59.8	5.0 U
Cobalt	50		6.0 U	6.0 U	6.0 U	6.0 U	6.0 U	6.0 U	18.4 B	6.0 U
Copper	25		14.7 B	6.4 B	5.0 U	5.0 U	5.0 U	5.0 U	127	5.0 U
Iron	100		669 N*	1610 N*	717 N*	48.7 BE*	1440 N*	56.5 BE*	63300 N*	16.0 UE*
Lead	3		4.3 WN*	26.4 SN*	14.8 SN*	3.0 U	9.4 N*	3.0 U	455	3.0 U
Magnesium	5000		2070 B	5820 B	5840	8770	8220	8670	22800	8710
Manganese	15		34.6 N*	457 N*	929 N*	28.6 E*	127 N*	28.0 E*	4560 N*	6.4 BE*
Mercury	0.2		0.20 U	0.20 U	0.20 U	0.20 U	0.20 U	0.20 U	0.54	0.20 U
Nickel	40		26.0 U	26.0 U	26.0 U	26.0 U	26.0 U	26.0 U	79.9	26.0 U
Potassium	5000		375000	354000	361000	3510 B	4370 B	3000 B	6140	911 B
Selenium	5		25.0 UN	5.0 UWN	5.0 UWN	5.0 UN	5.0 UN	5.0 UN	5.0 UN	5.0 UN
Silver	10		5.0 U	5.0 U	5.0 U	5.0 UN	5.0 U	5.0 UN	5.0 U	5.0 UN
Sodium	5000		146000	192000	201000	14100	12500	14100	13000	12000
Thallium	10		5.0 UW	5.0 U	5.0 U	5.0 UN	5.0 U	5.0 UN	5.0 U	5.0 UN
Vanadium	50		17.0 U	17.0 U	17.0 U	17.0 U	17.0 U	17.0 U	60.7	17.0 U
Zinc	20		16.1 B*	47.9 *	35.4 *	5.0 U*	65.2 *	5.0 U*	1180 *	5.0 U*
Cyanide	10		530 N	140 N	180 N	10.0 U	10.0 UN	10.0 U	10.0 UN	10.0 U

Associated Method Blank:	MBHANNA3	MBHANNA3	MBHANNA3	SDGHANNA5	MBHANNA3	SDGHANNA5	MBHANNA3	SDGHANNA5
Associated Equipment Blank:	HFQ5XX2XXX94XX	HFQ5XX2XXX94XX	HFQ5XX2XXX94XX	HFQ5XX2XXX94XX	HFQ5XX2XXX94XX	HFQ5XX2XXX94XX	HFQ5XX2XXX94XX	HFQ5XX2XXX94XX
Associated Field Blank:								

Site: SURFACE WATER

U: not detected N: spike recovery not met W: post digestion spike not met B: less than CRDL
 E: interference S: method of standard additions *: duplicate analysis not met

Table 2
Validation / Summary Table

LOCATION:	SW-101	SW-102 DUP	SW-102	SW-103	SW-104	SW-105	SW-106	SW-107
ISIS ID:	HFSW101XXX94XX	HFSW102XXX94XD	HFSW102XXX94XX	HFSW103XXX94XX	HFSW104XXX94XX	HFSW105XXX94XX	HFSW106XXX94XX	HFSW107XXX94XX
LAB NUMBER:	226602	226606	226603	228008	226607	228009	226608	228011
DATE SAMPLED:	10/11/94	10/11/94	10/11/94	10/12/94	10/11/94	10/12/94	10/11/94	10/12/94

ANALYTE	SOW-3/90 - II	CRDL															
Aluminum	200	148	J	225	J	83.9	J	57.0	UJ	289	J	57.0	UJ	21700	J	57.0	UJ
Antimony	60	38.0	U	38.0	U	38.0	U	38.0	U	38.0	U	38.0	U	38.0	U	38.0	U
Arsenic	10	8.6	J	5.0	U	5.0	U	5.0	U	5.0	U	5.0	U	16.6		5.0	U
Barium	200	14.8	J	27.0	J	27.0	J	21.0	J	21.6	J	21.0	J	212		18.0	J
Beryllium	5	2.0	U	2.0	U	2.0	U	2.0	U	2.0	U	2.0	U	2.5	J	2.0	U
Cadmium	5	2.0	U	2.0	U	2.0	U	2.0	UJ	2.0	U	2.0	UJ	2.0	J	2.0	UJ
Calcium	5000	125000		112000		114000		36000		37900		34700		134000		30700	
Chromium	10	5.0	U	5.0	U	5.0	U	5.0	U	5.0	U	5.0	U	59.8		5.0	U
Cobalt	50	6.0	U	6.0	U	6.0	U	6.0	U	6.0	U	6.0	U	18.4	J	6.0	U
Copper	25	14.7	J	6.4	J	5.0	U	5.0	U	5.0	U	5.0	U	127		5.0	U
Iron	100		R		R		R		R		R		R		R	16.0	UJ
Lead	3	4.3	J	26.4	J	14.8	J	3.0	UJ	9.4	J	3.0	UJ	455		3.0	UJ
Magnesium	5000	2070	J	5820		5840		8770		8220		8670		22800		8710	
Manganese	15		R		R		R		R		R		R		R		R
Mercury	0.2	0.20	U	0.20	U	0.20	U	0.20	U	0.20	U	0.20	U	0.54		0.20	U
Nickel	40	26.0	U	26.0	U	26.0	U	26.0	U	26.0	U	26.0	U	79.9		26.0	U
Potassium	5000	375000		354000		361000		3510	J	4370	J	3000	J	6140		911	J
Selenium	5	25.0	UJ	5.0	UJ	5.0	UJ	5.0	UJ	5.0	UJ	5.0	UJ	5.0	UJ	5.0	UJ
Silver	10	5.0	UJ	5.0	UJ	5.0	UJ	5.0	U	5.0	UJ	5.0	U	5.0	UJ	5.0	U
Sodium	5000	146000		192000		201000		14100		12500		14100		13000		12000	
Thallium	10	5.0	U	5.0	U	5.0	U	5.0	U	5.0	U	5.0	U	5.0	U	5.0	U
Vanadium	50	17.0	U	17.0	U	17.0	U	17.0	U	17.0	U	17.0	U	60.7		17.0	U
Zinc	20	16.1	J	47.9	J	35.4	J	5.0	UJ	65.2	J	5.0	UJ	1180	J	5.0	UJ
Cyanide	10		R		R		R		R		R		R		R		R

Associated Method Blank:	MBHANNA3	MBHANNA3	MBHANNA3	SDGHANNA5	MBHANNA3	SDGHANNA5	MBHANNA3	SDGHANNA5
Associated Equipment Blank:	HFQSWX2XXX94XX	HFQSWX2XXX94XX	HFQSWX2XXX94XX	HFQSWX2XXX94XX	HFQSWX2XXX94XX	HFQSWX2XXX94XX	HFQSWX2XXX94XX	HFQSWX2XXX94XX
Associated Field Blank:	-	-	-	-	-	-	-	-

Site: SURFACE WATER
 U: not detected R: unusable
 J: estimated

Table 1
Laboratory Report of Analysis

LOCATION:	MW-101 DUP	MW-101	MW-102	MW-103	MW-104	MW-105	MW-106	MW-107
ISIS ID:	HFMW101XXX94XD	HFMW101XXX94XX	HFMW102XXX94XX	HFMW103XXX94XX	HFMW104XXX94XX	HFMW105XXX94XX	HFMW106XXX94XX	HFMW107XXX94XX
LAB NUMBER:	263713	263710	263708	263709	263703	263704	263702	263701
DATE SAMPLED:	11/29/94	11/29/94	11/29/94	11/29/94	11/29/94	11/29/94	11/29/94	11/29/94

ANALYTE	SOW-3/90 - II	CRDL	MW-101 DUP	MW-101	MW-102	MW-103	MW-104	MW-105	MW-106	MW-107
Aluminum	200		881	797	57.0 U	184 B	1600	150 B	991	70.1 B
Antimony	60		38.0 U	38.0 U	38.0 U	38.0 U	38.0 U	38.0 U	38.0 U	38.0 U
Arsenic	10		5.0 UW	5.0 U	5.0 U	5.7 BW	5.0 U	5.0 U	5.0 U	5.0 U
Barium	200		104 B	100 B	60.4 B	61.3 B	29.4 B	23.2 B	20.1 B	175 B
Beryllium	5		2.0 U	2.0 U	2.0 U	2.0 U	2.0 U	2.0 U	2.0 U	2.0 U
Cadmium	5		2.0 U	2.0 U	2.0 U	2.0 U	2.0 U	2.0 U	2.0 U	2.0 U
Calcium	5000		114000	110000	97800	78500	98600	45100	97200	140000
Chromium	10		17.7	12.9	5.0 U	5.0 U	5.0 U	5.0 U	5.0 U	5.0 U
Cobalt	50		6.0 U	6.0 U	6.0 U	6.0 U	6.0 U	6.0 U	6.0 U	6.0 U
Copper	25		5.0 U	5.0 U	5.0 U	5.0 U	5.0 U	5.0 U	5.0 U	5.0 U
Iron	100		1180	1100	505	1730	53.5 B	25.8 B	836	280
Lead	3		3.0 UW	3.0 UW	3.0 U	3.3 W	3.0 U	3.0 U	3.4	3.0 U
Magnesium	5000		1550 U	1550 U	10900	7840	1550 U	11700	1550 U	46800
Manganese	15		2.0 U	2.0 U	1220	137	2.0 U	13.6 B	46.5	371
Mercury	0.2		0.20 U	0.20 U	0.20 U	0.20 U	0.20 U	0.20 U	0.20 U	0.20 U
Nickel	40		26.0 U	26.0 U	26.0 U	26.0 U	26.0 U	26.0 U	26.0 U	26.0 U
Potassium	5000		861000	823000	13500	467000	13500	16200	22600	9790
Selenium	5		12.2 +N	8.0 SN	5.0 UWN	5.0 UWN	8.7 SN	5.0 UN	9.8 SN	5.0 UWN
Silver	10		5.0 U	5.0 U	5.0 U	5.0 U	41.2	5.0 U	5.0 U	5.0 U
Sodium	5000		65800	64800	14900	191000	26300	24600	43600	45100
Thallium	10		5.0 U	5.0 U	5.0 UW	5.0 U	5.0 U	5.0 U	5.0 UW	5.0 U
Vanadium	50		25.6 B	24.1 B	17.0 U	17.0 U	17.0 U	17.0 U	17.0 U	17.0 U
Zinc	20		5.0 U	5.0 U	5.0 U	15.4 B	5.0 U	5.0 U	5.3 B	5.0 U
Cyanide	10		2960	3090	10.0 U	510	240	50.0	190	20.0

Associated Method Blank:	SDGHANNA8	SDGHANNA8	SDGHANNA8	SDGHANNA8	SDGHANNA8	SDGHANNA8	SDGHANNA8	SDGHANNA8	SDGHANNA8
Associated Equipment Blank:	HFQSX10XXX94XX	HFQSX10XXX94XX	HFQSX10XXX94XX	HFQSX10XXX94XX	HFQSX10XXX94XX	HFQSX10XXX94XX	HFQSX10XXX94XX	HFQSX10XXX94XX	HFQSX10XXX94XX
Associated Field Blank:	-	-	-	-	-	-	-	-	-

Site: MONITORING WELL

U: not detected S: method of standard additions +: coefficient < 0.995
 N: spike recovery not met W: post digestion spike not met B: less than CRDL

Table 1
Laboratory Report of Analysis

LOCATION:	MW-108	MW-109	MW-110
ISIS ID:	HFMW108XXX94XX	HFMW109XXX94XX	HFMW110XXX94XX
LAB NUMBER:	263707	263706	263705
DATE SAMPLED:	11/29/94	11/29/94	11/29/94

ANALYTE	SOW-3/90 - II	CRDL			
Aluminum	200	57.0	U	1240	71.3 B
Antimony	60	38.0	U	38.0	U
Arsenic	10	5.6	B	5.0	U
Barium	200	101	B	52.6	B
Beryllium	5	2.0	U	2.0	U
Cadmium	5	2.0	U	2.0	U
Calcium	5000	129000		181000	148000
Chromium	10	5.0	U	5.0	U
Cobalt	50	6.0	U	6.0	U
Copper	25	5.0	U	5.0	U
Iron	100	13600		1370	940
Lead	3	3.0	U	3.0	U
Magnesium	5000	23800		1550	51700
Manganese	15	1730		35.8	430
Mercury	0.2	0.20	U	0.20	U
Nickel	40	26.0	U	26.0	U
Potassium	5000	10000		26500	4270 B
Selenium	5	5.0	UWN	5.0	UN
Silver	10	5.0	U	5.0	U
Sodium	5000	17300		45500	54500
Thallium	10	5.0	U	5.0	U
Vanadium	50	17.0	U	17.0	U
Zinc	20	5.0	U	5.0	U
Cyanide	10	10.0	U	20.0	10.0 U

Associated Method Blank:	SDGHANNA8	SDGHANNA8	SDGHANNA8
Associated Equipment Blank:	HFQSX10XXX94XX	HFQSX10XXX94XX	HFQSX10XXX94XX
Associated Field Blank:	-	-	-

Site: MONITORING WELL

U: not detected S: method of standard additions +: coefficient < 0.995
N: spike recovery not met W: post digestion spike not met B: less than CRDL

Table 2
Validation / Summary Table

LOCATION:	MW-101 DUP	MW-101	MW-102	MW-103	MW-104	MW-105	MW-106	MW-107
ISIS ID:	HFMW101XXX94XD	HFMW101XXX94XX	HFMW102XXX94XX	HFMW103XXX94XX	HFMW104XXX94XX	HFMW105XXX94XX	HFMW106XXX94XX	HFMW107XXX94XX
LAB NUMBER:	263713	263710	263708	263709	263703	263704	263702	263701
DATE SAMPLED:	11/29/94	11/29/94	11/29/94	11/29/94	11/29/94	11/29/94	11/29/94	11/29/94

ANALYTE	SOW-3/90 - II	CRDL								
Aluminum	200	881	797	57.0 U	184 J	1600	150 J	991	70.1 J	
Antimony	60	38.0 U	38.0 UJ	38.0 U	38.0 U	38.0 U	38.0 U	38.0 U	38.0 U	
Arsenic	10	5.0 UJ	5.0 U	5.0 U	5.7 J	5.0 U	5.0 U	5.0 U	5.0 U	
Barium	200	104 J	100 J	60.4 J	61.3 J	29.4 J	23.2 J	20.1 J	175 J	
Beryllium	5	2.0 U	2.0 U	2.0 U	2.0 U	2.0 U	2.0 U	2.0 U	2.0 U	
Cadmium	5	2.0 UJ	2.0 UJ	2.0 U	2.0 U	2.0 U	2.0 U	2.0 U	2.0 U	
Calcium	5000	114000	110000	97800	78500	98600	45100	97200	140000	
Chromium	10	17.7	12.9 J	5.0 U	5.0 U	5.0 U	5.0 U	5.0 U	5.0 U	
Cobalt	50	6.0 U	6.0 U	6.0 U	6.0 U	6.0 U	6.0 U	6.0 U	6.0 U	
Copper	25	5.0 U	5.0 U	5.0 U	5.0 U	5.0 U	5.0 U	5.0 U	5.0 U	
Iron	100	1180	1100	505	1730	53.5 J	25.8 J	836	280	
Lead	3	3.0 UJ	3.0 UJ	3.0 U	3.3 J	3.0 U	3.0 U	3.4	3.0 U	
Magnesium	5000	1550 U	1550 U	10900	7840	1550 U	11700	1550 U	46800	
Manganese	15	2.0 U	2.0 U	1220	137	2.0 U	13.6 J	46.5	371	
Mercury	0.2	0.20 U	0.20 U	0.20 U	0.20 U	0.20 U	0.20 U	0.20 U	0.20 U	
Nickel	40	26.0 U	26.0 U	26.0 U	26.0 U	26.0 U	26.0 U	26.0 U	26.0 U	
Potassium	5000	861000	823000	13500	467000	13500	16200	22600	9790	
Selenium	5	12.2 J	8.0 J	5.0 UJ	5.0 UJ	8.7 J	5.0 UJ	9.8 J	5.0 UJ	
Silver	10	5.0 U	5.0 U	5.0 U	5.0 U	41.2	5.0 U	5.0 U	5.0 U	
Sodium	5000	65800	64800	14900	191000	26300	24600	43600	45100	
Thallium	10	5.0 U	5.0 U	5.0 U	5.0 U	5.0 U	5.0 U	5.0 U	5.0 U	
Vanadium	50	25.6 J	24.1 J	17.0 U	17.0 U	17.0 U	17.0 U	17.0 U	17.0 U	
Zinc	20	5.0 U	5.0 U	5.0 U	15.4 J	5.0 U	5.0 U	5.3 J	5.0 U	
Cyanide	10	2960	3090	10.0 U	510	240	50.0	190	20.0	

Associated Method Blank:	SDGHANNA8	SDGHANNA8	SDGHANNA8	SDGHANNA8	SDGHANNA8	SDGHANNA8	SDGHANNA8	SDGHANNA8	SDGHANNA8
Associated Equipment Blank:	HFQSX10XXX94XX	HFQSX10XXX94XX	HFQSX10XXX94XX	HFQSX10XXX94XX	HFQSX10XXX94XX	HFQSX10XXX94XX	HFQSX10XXX94XX	HFQSX10XXX94XX	HFQSX10XXX94XX
Associated Field Blank:	-	-	-	-	-	-	-	-	-

Site: MONITORING WELL
 U: not detected
 J: estimated

Table 2
Validation / Summary Table

LOCATION:	MW-108	MW-109	MW-110
ISIS ID:	HFMW108XXX94XX	HFMW109XXX94XX	HFMW110XXX94XX
LAB NUMBER:	263707	263706	263705
DATE SAMPLED:	11/29/94	11/29/94	11/29/94

ANALYTE	SOW-3/90 - II	CRDL			
Aluminum	200	57.0	U	1240	71.3 J
Antimony	60	38.0	U	38.0 U	38.0 U
Arsenic	10	5.6	J	5.0 U	7.4 J
Barium	200	101	J	52.6 J	297
Beryllium	5	2.0	U	2.0 U	2.0 U
Cadmium	5	2.0	U	2.0 U	2.0 U
Calcium	5000	129000		181000	148000
Chromium	10	5.0	U	5.0 U	5.0 U
Cobalt	50	6.0	U	6.0 U	6.0 U
Copper	25	5.0	U	5.0 U	5.0 U
Iron	100	13600		1370	940
Lead	3	3.0	U	3.0 U	3.0 U
Magnesium	5000	23800		1550 U	51700
Manganese	15	1730		35.8	430
Mercury	0.2	0.20	U	0.20 U	0.20 U
Nickel	40	26.0	U	26.0 U	26.0 U
Potassium	5000	10000		26500	4270 J
Selenium	5	5.0	UJ	5.0 UJ	5.0 UJ
Silver	10	5.0	U	5.0 U	5.0 U
Sodium	5000	17300		45500	54500
Thallium	10	5.0	U	5.0 U	5.0 U
Vanadium	50	17.0	U	17.0 U	17.0 U
Zinc	20	5.0	U	5.0 U	5.0 U
Cyanide	10	10.0	U	20.0	10.0 U

Associated Method Blank:	SDGHANNA8	SDGHANNA8	SDGHANNA8
Associated Equipment Blank:	HFQSX10XXX94XX	HFQSX10XXX94XX	HFQSX10XXX94XX
Associated Field Blank:			

Site: MONITORING WELL
U: not detected
J: estimated

Table 1
Laboratory Report of Analysis

	CL-101 DUP	CL-101	CL-102	CL-103	CL-104	CL-105	CL-106	CL-107	
LOCATION:	CL-101 DUP	CL-101	CL-102	CL-103	CL-104	CL-105	CL-106	CL-107	
ISIS ID:	HFCL101XXX94XD	HFCL101XXX94XX	HFCL102XXX94XX	HFCL103XXX94XX	HFCL104XXX94XX	HFCL105XXX94XX	HFCL106XXX94XX	HFCL107XXX94XX	
LAB NUMBER:	228004	228001	228005	228006	228007	229001	229002	229005	
DATE SAMPLED:	10/12/94	10/12/94	10/12/94	10/12/94	10/12/94	10/13/94	10/13/94	10/13/94	
	SOW-3/90 - II								
	CRDL								
Aluminum	200	35200	25100	88.0 B	57.0 U	522	4260	311	222
Antimony	60	70.1 *	65.0 *	38.0 U*	38.0 U*	38.0 U*	38.0 U*	38.0 U*	38.0 U*
Arsenic	10	17.8 +N	14.1 SN	5.0 UN	5.0 UN	5.0 UN	5.0 UN	5.0 UWN	5.0 UWN
Barium	200	824	602	21.0 B	36.0 B	21.0 B	273	24.4 B	34.1 B
Beryllium	5	8.2	6.8	2.0 U	2.0 U	2.0 U	2.0 U	2.0 U	2.0 U
Cadmium	5	46.7 *	30.6 *	2.0 U*	2.0 U*	2.0 U*	2.0 U*	2.0 U*	2.0 U*
Calcium	5000	491000 *	377000 *	128000 *	77100 *	48600 *	69400 *	87000 *	111000 *
Chromium	10	223	187	5.0 U	5.0 U	5.0 U	5.0 U	5.0 U	5.0 U
Cobalt	50	28.7 B	19.1 B	6.0 U	6.0 U	6.0 U	6.0 U	6.0 U	6.0 U
Copper	25	722	380	9.1 B	5.0 U	22.2 B	189	6.4 B	5.0 U
Iron	100	134000 E*	88400 E*	1890 E*	319 E*	1660 E*	18800 E*	1060 E*	56.8 BE*
Lead	3	1570 N	740	18.1	4.0	22.8	189 N	44.7 S	3.0 U
Magnesium	5000	87500	71900	7720	8740	7600	10600	3030 B	1840 B
Manganese	15	10500 E*	7110 E*	55.9 E*	119 E*	191 E*	1150 E*	113 E*	13.5 BE*
Mercury	0.2	2.0	1.6	0.20 U	0.74	0.20 U	0.46	0.20 U	0.20 U
Nickel	40	98.4	70.4	27.5 B	26.0 U	26.0 U	36.2 B	26.0 U	26.0 U
Potassium	5000	67300	70200	42900	16600	6750	5300	39300	37000
Selenium	5	5.0 UWN	5.0 UWN	5.0 UN	5.0 UN	5.0 UN	5.0 UN	5.0 UN	5.0 UN
Silver	10	5.0 UN	5.0 UN	5.0 UN	5.0 UN	5.0 UN	5.0 UN	5.0 UN	5.0 UN
Sodium	5000	29300	30300	30100	28800	12100	6210	20400	19900
Thallium	10	5.0 UWN	100 UWN	5.0 UN	5.0 UN	5.0 UN	5.0 UN	5.0 UN	5.0 UN
Vanadium	50	378	360	17.0 U	17.0 U	17.0 U	17.0 U	17.0 U	17.0 U
Zinc	20	3680 *	2230 *	81.0 *	50.5 *	37.0 *	972 *	82.2 *	5.0 U*
Cyanide	10	10.0 U	10.0 U	140	10.0 U	10.0 U	10.0 U	50.0	70.0

Associated Method Blank: SDGHANNA5
 Associated Equipment Blank: HFQSXX7XXX94XX HFQSXX7XXX94XX HFQSXX7XXX94XX HFQSXX7XXX94XX HFQSXX7XXX94XX HFQSXX7XXX94XX HFQSXX7XXX94XX HFQSXX7XXX94XX
 Associated Field Blank: - - - - -

Site: SUMP LIQUIDS

U: not detected N: spike recovery not met W: post digestion spike not met +: coefficient < 0.995
 E: interference S: method of standard additions *: duplicate analysis not met B: less than CRDL

Table 1
Laboratory Report of Analysis

LOCATION:	SW-101	SW-102 DUP	SW-102	SW-103	SW-104	SW-105	SW-106	SW-107
ISIS ID:	HFSW101XXX94XX	HFSW102XXX94XD	HFSW102XXX94XX	HFSW103XXX94XX	HFSW104XXX94XX	HFSW105XXX94XX	HFSW106XXX94XX	HFSW107XXX94XX
LAB NUMBER:	226602	226606	226603	228008	226607	228009	226608	228011
DATE SAMPLED:	10/11/94	10/11/94	10/11/94	10/12/94	10/11/94	10/12/94	10/11/94	10/12/94

ANALYTE	SOW-3/90 - II	CRDL	SW-101	SW-102 DUP	SW-102	SW-103	SW-104	SW-105	SW-106	SW-107
Aluminum	200		148 B*	225 *	83.9 B*	57.0 U	289 *	57.0 U	21700 *	57.0 U
Antimony	60		38.0 U	38.0 U	38.0 U	38.0 U*	38.0 U	38.0 U*	38.0 U	38.0 U*
Arsenic	10		8.6 BS	5.0 U	5.0 U	5.0 UN	5.0 U	5.0 UN	16.6	5.0 UN
Barium	200		14.8 B	27.0 B	27.0 B	21.0 B	21.6 B	21.0 B	212	18.0 B
Beryllium	5		2.0 U	2.0 U	2.0 U	2.0 U	2.0 U	2.0 U	2.5 B	2.0 U
Cadmium	5		2.0 U	2.0 U	2.0 U	2.0 U*	2.0 U	2.0 U*	2.0 B	2.0 U*
Calcium	5000		125000	112000	114000	36000 *	37900	34700 *	134000	30700 *
Chromium	10		5.0 U	5.0 U	5.0 U	5.0 U	5.0 U	5.0 U	59.8	5.0 U
Cobalt	50		6.0 U	6.0 U	6.0 U	6.0 U	6.0 U	6.0 U	18.4 B	6.0 U
Copper	25		14.7 B	6.4 B	5.0 U	5.0 U	5.0 U	5.0 U	127	5.0 U
Iron	100		669 N*	1610 N*	717 N*	48.7 BE*	1440 N*	56.5 BE*	63300 N*	16.0 UE*
Lead	3		4.3 WN*	26.4 SN*	14.8 SN*	3.0 U	9.4 N*	3.0 U	455	3.0 U
Magnesium	5000		2070 B	5820 B	5840	8770	8220	8670	22800	8710
Manganese	15		34.6 N*	457 N*	929 N*	28.6 E*	127 N*	28.0 E*	4560 N*	6.4 BE*
Mercury	0.2		0.20 U	0.20 U	0.20 U	0.20 U	0.20 U	0.20 U	0.54	0.20 U
Nickel	40		26.0 U	26.0 U	26.0 U	26.0 U	26.0 U	26.0 U	79.9	26.0 U
Potassium	5000		375000	354000	361000	3510 B	4370 B	3000 B	6140	911 B
Selenium	5		25.0 UN	5.0 UWN	5.0 UWN	5.0 UN	5.0 UN	5.0 UN	5.0 UN	5.0 UN
Silver	10		5.0 U	5.0 U	5.0 U	5.0 UN	5.0 U	5.0 UN	5.0 U	5.0 UN
Sodium	5000		146000	192000	201000	14100	12500	14100	13000	12000
Thallium	10		5.0 UW	5.0 U	5.0 U	5.0 UN	5.0 U	5.0 UN	5.0 U	5.0 UN
Vanadium	50		17.0 U	17.0 U	17.0 U	17.0 U	17.0 U	17.0 U	60.7	17.0 U
Zinc	20		16.1 B*	47.9 *	35.4 *	5.0 U*	65.2 *	5.0 U*	1180 *	5.0 U*
Cyanide	10		530 N	140 N	180 N	10.0 U	10.0 UN	10.0 U	10.0 UN	10.0 U

Associated Method Blank:	MBHANNA3	MBHANNA3	MBHANNA3	SDGHANNA5	MBHANNA3	SDGHANNA5	MBHANNA3	SDGHANNA5
Associated Equipment Blank:	HFQ5XX2XXX94XX	HFQ5XX2XXX94XX	HFQ5XX2XXX94XX	HFQ5XX2XXX94XX	HFQ5XX2XXX94XX	HFQ5XX2XXX94XX	HFQ5XX2XXX94XX	HFQ5XX2XXX94XX
Associated Field Blank:								

Site: SURFACE WATER

U: not detected N: spike recovery not met W: post digestion spike not met B: less than CRDL
E: interference S: method of standard additions *: duplicate analysis not met

Table 2
Validation / Summary Table

LOCATION:	SW-101	SW-102 DUP	SW-102	SW-103	SW-104	SW-105	SW-106	SW-107
ISIS ID:	HFSW101XXX94XX	HFSW102XXX94XD	HFSW102XXX94XX	HFSW103XXX94XX	HFSW104XXX94XX	HFSW105XXX94XX	HFSW106XXX94XX	HFSW107XXX94XX
LAB NUMBER:	226602	226606	226603	228008	226607	228009	226608	228011
DATE SAMPLED:	10/11/94	10/11/94	10/11/94	10/12/94	10/11/94	10/12/94	10/11/94	10/12/94

ANALYTE	SOW-3/90 - II	CRDL															
Aluminum	200	148	J	225	J	83.9	J	57.0	UJ	289	J	57.0	UJ	21700	J	57.0	UJ
Antimony	60	38.0	U	38.0	U	38.0	U	38.0	U	38.0	U	38.0	U	38.0	U	38.0	U
Arsenic	10	8.6	J	5.0	U	5.0	U	5.0	U	5.0	U	5.0	U	16.6		5.0	U
Barium	200	14.8	J	27.0	J	27.0	J	21.0	J	21.6	J	21.0	J	212		18.0	J
Beryllium	5	2.0	U	2.0	U	2.0	U	2.0	U	2.0	U	2.0	U	2.5	J	2.0	U
Cadmium	5	2.0	U	2.0	U	2.0	U	2.0	UJ	2.0	U	2.0	UJ	2.0	J	2.0	UJ
Calcium	5000	125000		112000		114000		36000		37900		34700		134000		30700	
Chromium	10	5.0	U	5.0	U	5.0	U	5.0	U	5.0	U	5.0	U	59.8		5.0	U
Cobalt	50	6.0	U	6.0	U	6.0	U	6.0	U	6.0	U	6.0	U	18.4	J	6.0	U
Copper	25	14.7	J	6.4	J	5.0	U	5.0	U	5.0	U	5.0	U	127		5.0	U
Iron	100		R		R		R		R		R		R		R	16.0	UJ
Lead	3	4.3	J	26.4	J	14.8	J	3.0	UJ	9.4	J	3.0	UJ	455		3.0	UJ
Magnesium	5000	2070	J	5820		5840		8770		8220		8670		22800		8710	
Manganese	15		R		R		R		R		R		R		R		R
Mercury	0.2	0.20	U	0.20	U	0.20	U	0.20	U	0.20	U	0.20	U	0.54		0.20	U
Nickel	40	26.0	U	26.0	U	26.0	U	26.0	U	26.0	U	26.0	U	79.9		26.0	U
Potassium	5000	375000		354000		361000		3510	J	4370	J	3000	J	6140		911	J
Selenium	5	25.0	UJ	5.0	UJ	5.0	UJ	5.0	UJ	5.0	UJ	5.0	UJ	5.0	UJ	5.0	UJ
Silver	10	5.0	UJ	5.0	UJ	5.0	UJ	5.0	U	5.0	UJ	5.0	U	5.0	UJ	5.0	U
Sodium	5000	146000		192000		201000		14100		12500		14100		13000		12000	
Thallium	10	5.0	U	5.0	U	5.0	U	5.0	U	5.0	U	5.0	U	5.0	U	5.0	U
Vanadium	50	17.0	U	17.0	U	17.0	U	17.0	U	17.0	U	17.0	U	60.7		17.0	U
Zinc	20	16.1	J	47.9	J	35.4	J	5.0	UJ	65.2	J	5.0	UJ	1180	J	5.0	UJ
Cyanide	10		R		R		R		R		R		R		R		R

Associated Method Blank:	MBHANNA3	MBHANNA3	MBHANNA3	SDGHANNA5	MBHANNA3	SDGHANNA5	MBHANNA3	SDGHANNA5
Associated Equipment Blank:	HFQSWX2XXX94XX	HFQSWX2XXX94XX	HFQSWX2XXX94XX	HFQSWX2XXX94XX	HFQSWX2XXX94XX	HFQSWX2XXX94XX	HFQSWX2XXX94XX	HFQSWX2XXX94XX
Associated Field Blank:								

Site: SURFACE WATER
 U: not detected R: unusable
 J: estimated

Table 1
Laboratory Report of Analysis

LOCATION:	MW-101 DUP	MW-101	MW-102	MW-103	MW-104	MW-105	MW-106	MW-107
ISIS ID:	HFMW101XXX94XD	HFMW101XXX94XX	HFMW102XXX94XX	HFMW103XXX94XX	HFMW104XXX94XX	HFMW105XXX94XX	HFMW106XXX94XX	HFMW107XXX94XX
LAB NUMBER:	263713	263710	263708	263709	263703	263704	263702	263701
DATE SAMPLED:	11/29/94	11/29/94	11/29/94	11/29/94	11/29/94	11/29/94	11/29/94	11/29/94

ANALYTE	SOW-3/90 - II	CRDL	MW-101 DUP	MW-101	MW-102	MW-103	MW-104	MW-105	MW-106	MW-107
Aluminum	200		881	797	57.0 U	184 B	1600	150 B	991	70.1 B
Antimony	60		38.0 U	38.0 U	38.0 U	38.0 U	38.0 U	38.0 U	38.0 U	38.0 U
Arsenic	10		5.0 UW	5.0 U	5.0 U	5.7 BW	5.0 U	5.0 U	5.0 U	5.0 U
Barium	200		104 B	100 B	60.4 B	61.3 B	29.4 B	23.2 B	20.1 B	175 B
Beryllium	5		2.0 U	2.0 U	2.0 U	2.0 U	2.0 U	2.0 U	2.0 U	2.0 U
Cadmium	5		2.0 U	2.0 U	2.0 U	2.0 U	2.0 U	2.0 U	2.0 U	2.0 U
Calcium	5000		114000	110000	97800	78500	98600	45100	97200	140000
Chromium	10		17.7	12.9	5.0 U	5.0 U	5.0 U	5.0 U	5.0 U	5.0 U
Cobalt	50		6.0 U	6.0 U	6.0 U	6.0 U	6.0 U	6.0 U	6.0 U	6.0 U
Copper	25		5.0 U	5.0 U	5.0 U	5.0 U	5.0 U	5.0 U	5.0 U	5.0 U
Iron	100		1180	1100	505	1730	53.5 B	25.8 B	836	280
Lead	3		3.0 UW	3.0 UW	3.0 U	3.3 W	3.0 U	3.0 U	3.4	3.0 U
Magnesium	5000		1550 U	1550 U	10900	7840	1550 U	11700	1550 U	46800
Manganese	15		2.0 U	2.0 U	1220	137	2.0 U	13.6 B	46.5	371
Mercury	0.2		0.20 U	0.20 U	0.20 U	0.20 U	0.20 U	0.20 U	0.20 U	0.20 U
Nickel	40		26.0 U	26.0 U	26.0 U	26.0 U	26.0 U	26.0 U	26.0 U	26.0 U
Potassium	5000		861000	823000	13500	467000	13500	16200	22600	9790
Selenium	5		12.2 +N	8.0 SN	5.0 UWN	5.0 UWN	8.7 SN	5.0 UN	9.8 SN	5.0 UWN
Silver	10		5.0 U	5.0 U	5.0 U	5.0 U	41.2	5.0 U	5.0 U	5.0 U
Sodium	5000		65800	64800	14900	191000	26300	24600	43600	45100
Thallium	10		5.0 U	5.0 U	5.0 UW	5.0 U	5.0 U	5.0 U	5.0 UW	5.0 U
Vanadium	50		25.6 B	24.1 B	17.0 U	17.0 U	17.0 U	17.0 U	17.0 U	17.0 U
Zinc	20		5.0 U	5.0 U	5.0 U	15.4 B	5.0 U	5.0 U	5.3 B	5.0 U
Cyanide	10		2960	3090	10.0 U	510	240	50.0	190	20.0

Associated Method Blank:	SDGHANNA8	SDGHANNA8	SDGHANNA8	SDGHANNA8	SDGHANNA8	SDGHANNA8	SDGHANNA8	SDGHANNA8	SDGHANNA8
Associated Equipment Blank:	HFQSX10XXX94XX	HFQSX10XXX94XX	HFQSX10XXX94XX	HFQSX10XXX94XX	HFQSX10XXX94XX	HFQSX10XXX94XX	HFQSX10XXX94XX	HFQSX10XXX94XX	HFQSX10XXX94XX
Associated Field Blank:	-	-	-	-	-	-	-	-	-

Site: MONITORING WELL

U: not detected S: method of standard additions +: coefficient < 0.995
 N: spike recovery not met W: post digestion spike not met B: less than CRDL

Table 1
Laboratory Report of Analysis

LOCATION:	MW-108	MW-109	MW-110
ISIS ID:	HFMW108XXX94XX	HFMW109XXX94XX	HFMW110XXX94XX
LAB NUMBER:	263707	263706	263705
DATE SAMPLED:	11/29/94	11/29/94	11/29/94

ANALYTE	SOW-3/90 - II	CRDL			
Aluminum	200	57.0	U	1240	71.3 B
Antimony	60	38.0	U	38.0	U
Arsenic	10	5.6	B	5.0	U
Barium	200	101	B	52.6	B
Beryllium	5	2.0	U	2.0	U
Cadmium	5	2.0	U	2.0	U
Calcium	5000	129000		181000	148000
Chromium	10	5.0	U	5.0	U
Cobalt	50	6.0	U	6.0	U
Copper	25	5.0	U	5.0	U
Iron	100	13600		1370	940
Lead	3	3.0	U	3.0	U
Magnesium	5000	23800		1550	51700
Manganese	15	1730		35.8	430
Mercury	0.2	0.20	U	0.20	U
Nickel	40	26.0	U	26.0	U
Potassium	5000	10000		26500	4270 B
Selenium	5	5.0	UWN	5.0	UN
Silver	10	5.0	U	5.0	U
Sodium	5000	17300		45500	54500
Thallium	10	5.0	U	5.0	U
Vanadium	50	17.0	U	17.0	U
Zinc	20	5.0	U	5.0	U
Cyanide	10	10.0	U	20.0	10.0 U

Associated Method Blank:	SDGHANNA8	SDGHANNA8	SDGHANNA8
Associated Equipment Blank:	HFQSX10XXX94XX	HFQSX10XXX94XX	HFQSX10XXX94XX
Associated Field Blank:	-	-	-

Site: MONITORING WELL

U: not detected S: method of standard additions +: coefficient < 0.995
N: spike recovery not met W: post digestion spike not met B: less than CRDL

Table 2
Validation / Summary Table

LOCATION:	MW-101 DUP	MW-101	MW-102	MW-103	MW-104	MW-105	MW-106	MW-107
ISIS ID:	HFMW101XXX94XD	HFMW101XXX94XX	HFMW102XXX94XX	HFMW103XXX94XX	HFMW104XXX94XX	HFMW105XXX94XX	HFMW106XXX94XX	HFMW107XXX94XX
LAB NUMBER:	263713	263710	263708	263709	263703	263704	263702	263701
DATE SAMPLED:	11/29/94	11/29/94	11/29/94	11/29/94	11/29/94	11/29/94	11/29/94	11/29/94

ANALYTE	SOW-3/90 - II	CRDL								
Aluminum	200	881	797	57.0 U	184 J	1600	150 J	991	70.1 J	
Antimony	60	38.0 U	38.0 UJ	38.0 U	38.0 U	38.0 U	38.0 U	38.0 U	38.0 U	
Arsenic	10	5.0 UJ	5.0 U	5.0 U	5.7 J	5.0 U	5.0 U	5.0 U	5.0 U	
Barium	200	104 J	100 J	60.4 J	61.3 J	29.4 J	23.2 J	20.1 J	175 J	
Beryllium	5	2.0 U	2.0 U	2.0 U	2.0 U	2.0 U	2.0 U	2.0 U	2.0 U	
Cadmium	5	2.0 UJ	2.0 UJ	2.0 U	2.0 U	2.0 U	2.0 U	2.0 U	2.0 U	
Calcium	5000	114000	110000	97800	78500	98600	45100	97200	140000	
Chromium	10	17.7	12.9 J	5.0 U	5.0 U	5.0 U	5.0 U	5.0 U	5.0 U	
Cobalt	50	6.0 U	6.0 U	6.0 U	6.0 U	6.0 U	6.0 U	6.0 U	6.0 U	
Copper	25	5.0 U	5.0 U	5.0 U	5.0 U	5.0 U	5.0 U	5.0 U	5.0 U	
Iron	100	1180	1100	505	1730	53.5 J	25.8 J	836	280	
Lead	3	3.0 UJ	3.0 UJ	3.0 U	3.3 J	3.0 U	3.0 U	3.4	3.0 U	
Magnesium	5000	1550 U	1550 U	10900	7840	1550 U	11700	1550 U	46800	
Manganese	15	2.0 U	2.0 U	1220	137	2.0 U	13.6 J	46.5	371	
Mercury	0.2	0.20 U	0.20 U	0.20 U	0.20 U	0.20 U	0.20 U	0.20 U	0.20 U	
Nickel	40	26.0 U	26.0 U	26.0 U	26.0 U	26.0 U	26.0 U	26.0 U	26.0 U	
Potassium	5000	861000	823000	13500	467000	13500	16200	22600	9790	
Selenium	5	12.2 J	8.0 J	5.0 UJ	5.0 UJ	8.7 J	5.0 UJ	9.8 J	5.0 UJ	
Silver	10	5.0 U	5.0 U	5.0 U	5.0 U	41.2	5.0 U	5.0 U	5.0 U	
Sodium	5000	65800	64800	14900	191000	26300	24600	43600	45100	
Thallium	10	5.0 U	5.0 U	5.0 U	5.0 U	5.0 U	5.0 U	5.0 U	5.0 U	
Vanadium	50	25.6 J	24.1 J	17.0 U	17.0 U	17.0 U	17.0 U	17.0 U	17.0 U	
Zinc	20	5.0 U	5.0 U	5.0 U	15.4 J	5.0 U	5.0 U	5.3 J	5.0 U	
Cyanide	10	2960	3090	10.0 U	510	240	50.0	190	20.0	

Associated Method Blank:	SDGHANNA8	SDGHANNA8	SDGHANNA8	SDGHANNA8	SDGHANNA8	SDGHANNA8	SDGHANNA8	SDGHANNA8	SDGHANNA8
Associated Equipment Blank:	HFQSX10XXX94XX	HFQSX10XXX94XX	HFQSX10XXX94XX	HFQSX10XXX94XX	HFQSX10XXX94XX	HFQSX10XXX94XX	HFQSX10XXX94XX	HFQSX10XXX94XX	HFQSX10XXX94XX
Associated Field Blank:	-	-	-	-	-	-	-	-	-

Site: MONITORING WELL
 U: not detected
 J: estimated

Table 2
Validation / Summary Table

LOCATION:	MW-108	MW-109	MW-110
ISIS ID:	HFMW108XXX94XX	HFMW109XXX94XX	HFMW110XXX94XX
LAB NUMBER:	263707	263706	263705
DATE SAMPLED:	11/29/94	11/29/94	11/29/94

ANALYTE	SOW-3/90 - II	CRDL			
Aluminum	200	57.0	U	1240	71.3 J
Antimony	60	38.0	U	38.0 U	38.0 U
Arsenic	10	5.6	J	5.0 U	7.4 J
Barium	200	101	J	52.6 J	297
Beryllium	5	2.0	U	2.0 U	2.0 U
Cadmium	5	2.0	U	2.0 U	2.0 U
Calcium	5000	129000		181000	148000
Chromium	10	5.0	U	5.0 U	5.0 U
Cobalt	50	6.0	U	6.0 U	6.0 U
Copper	25	5.0	U	5.0 U	5.0 U
Iron	100	13600		1370	940
Lead	3	3.0	U	3.0 U	3.0 U
Magnesium	5000	23800		1550 U	51700
Manganese	15	1730		35.8	430
Mercury	0.2	0.20	U	0.20 U	0.20 U
Nickel	40	26.0	U	26.0 U	26.0 U
Potassium	5000	10000		26500	4270 J
Selenium	5	5.0	UJ	5.0 UJ	5.0 UJ
Silver	10	5.0	U	5.0 U	5.0 U
Sodium	5000	17300		45500	54500
Thallium	10	5.0	U	5.0 U	5.0 U
Vanadium	50	17.0	U	17.0 U	17.0 U
Zinc	20	5.0	U	5.0 U	5.0 U
Cyanide	10	10.0	U	20.0	10.0 U

Associated Method Blank:	SDGHANNA8	SDGHANNA8	SDGHANNA8
Associated Equipment Blank:	HFQSX10XXX94XX	HFQSX10XXX94XX	HFQSX10XXX94XX
Associated Field Blank:			

Site: MONITORING WELL
 U: not detected
 J: estimated

Table 1
Laboratory Report of Analysis

	CL-101 DUP	CL-101	CL-102	CL-103	CL-104	CL-105	CL-106	CL-107	
LOCATION:	CL-101 DUP	CL-101	CL-102	CL-103	CL-104	CL-105	CL-106	CL-107	
ISIS ID:	HFCL101XXX94XD	HFCL101XXX94XX	HFCL102XXX94XX	HFCL103XXX94XX	HFCL104XXX94XX	HFCL105XXX94XX	HFCL106XXX94XX	HFCL107XXX94XX	
LAB NUMBER:	228004	228001	228005	228006	228007	229001	229002	229005	
DATE SAMPLED:	10/12/94	10/12/94	10/12/94	10/12/94	10/12/94	10/13/94	10/13/94	10/13/94	
	SOW-3/90 - II	CRDL							
Aluminum	200	35200	25100	88.0 B	57.0 U	522	4260	311	222
Antimony	60	70.1 *	65.0 *	38.0 U*	38.0 U*	38.0 U*	38.0 U*	38.0 U*	38.0 U*
Arsenic	10	17.8 +N	14.1 SN	5.0 UN	5.0 UN	5.0 UN	5.0 UN	5.0 UWN	5.0 UWN
Barium	200	824	602	21.0 B	36.0 B	21.0 B	273	24.4 B	34.1 B
Beryllium	5	8.2	6.8	2.0 U	2.0 U	2.0 U	2.0 U	2.0 U	2.0 U
Cadmium	5	46.7 *	30.6 *	2.0 U*	2.0 U*	2.0 U*	2.0 U*	2.0 U*	2.0 U*
Calcium	5000	491000 *	377000 *	128000 *	77100 *	48600 *	69400 *	87000 *	111000 *
Chromium	10	223	187	5.0 U	5.0 U	5.0 U	5.0 U	5.0 U	5.0 U
Cobalt	50	28.7 B	19.1 B	6.0 U	6.0 U	6.0 U	6.0 U	6.0 U	6.0 U
Copper	25	722	380	9.1 B	5.0 U	22.2 B	189	6.4 B	5.0 U
Iron	100	134000 E*	88400 E*	1890 E*	319 E*	1660 E*	18800 E*	1060 E*	56.8 BE*
Lead	3	1570 N	740	18.1	4.0	22.8	189 N	44.7 S	3.0 U
Magnesium	5000	87500	71900	7720	8740	7600	10600	3030 B	1840 B
Manganese	15	10500 E*	7110 E*	55.9 E*	119 E*	191 E*	1150 E*	113 E*	13.5 BE*
Mercury	0.2	2.0	1.6	0.20 U	0.74	0.20 U	0.46	0.20 U	0.20 U
Nickel	40	98.4	70.4	27.5 B	26.0 U	26.0 U	36.2 B	26.0 U	26.0 U
Potassium	5000	67300	70200	42900	16600	6750	5300	39300	37000
Selenium	5	5.0 UWN	5.0 UWN	5.0 UN	5.0 UN	5.0 UN	5.0 UN	5.0 UN	5.0 UN
Silver	10	5.0 UN	5.0 UN	5.0 UN	5.0 UN	5.0 UN	5.0 UN	5.0 UN	5.0 UN
Sodium	5000	29300	30300	30100	28800	12100	6210	20400	19900
Thallium	10	5.0 UWN	100 UWN	5.0 UN	5.0 UN	5.0 UN	5.0 UN	5.0 UN	5.0 UN
Vanadium	50	378	360	17.0 U	17.0 U	17.0 U	17.0 U	17.0 U	17.0 U
Zinc	20	3680 *	2230 *	81.0 *	50.5 *	37.0 *	972 *	82.2 *	5.0 U*
Cyanide	10	10.0 U	10.0 U	140	10.0 U	10.0 U	10.0 U	50.0	70.0

Associated Method Blank: SDGHANNA5
 Associated Equipment Blank: HFQSXX7XXX94XX HFQSXX7XXX94XX HFQSXX7XXX94XX HFQSXX7XXX94XX HFQSXX7XXX94XX HFQSXX7XXX94XX HFQSXX7XXX94XX HFQSXX7XXX94XX
 Associated Field Blank: _____

Site: SUMP LIQUIDS

U: not detected N: spike recovery not met W: post digestion spike not met +: coefficient < 0.995
 E: interference S: method of standard additions *: duplicate analysis not met B: less than CRDL

Table 1
Laboratory Report of Analysis

LOCATION:	CL-108	CL-109
ISIS ID:	HFCL108XXX94XX	HFCL109XXX94XX
LAB NUMBER:	229003	226601
DATE SAMPLED:	10/13/94	10/11/94

ANALYTE	SOW-3/90 - II	CRDL		
Aluminum	200	1210	15400	*
Antimony	60	38.0 U*	38.0	U
Arsenic	10	5.0 UN	6.0	B
Barium	200	60.2 B	236	
Beryllium	5	2.0 U	2.0	U
Cadmium	5	2.0 U*	2.1	B
Calcium	5000	112000 *	171000	
Chromium	10	5.0 U	27.8	
Cobalt	50	6.0 U	6.0	U
Copper	25	14.9 B	226	
Iron	100	3940 E*	23400	N*
Lead	3	24.6	308	
Magnesium	5000	4430 B	31700	
Manganese	15	915 E*	2010	N*
Mercury	0.2	0.20 U	0.40	
Nickel	40	26.0 U	26.0	U
Potassium	5000	31700	25200	
Selenium	5	5.0 UN	5.0	UWN
Silver	10	5.0 UN	5.0	U
Sodium	5000	34100	26300	
Thallium	10	5.0 UN	5.0	UW
Vanadium	50	17.0 U	21.2	B
Zinc	20	135 *	1380	*
Cyanide	10	10.0 U	10.0	UN

Associated Method Blank:	SDGHANNA5	MBHANNA3
Associated Equipment Blank:	HFQSXX7XXX94XX	HFQSXX7XXX94XX
Associated Field Blank:	-	-

Site: SUMP LIQUIDS

U: not detected N: spike recovery not met W: post digestion spike not met +: coefficient < 0.995
E: interference S: method of standard additions *: duplicate analysis not met B: less than CRDL

Table 1
Laboratory Report of Analysis

LOCATION:	CL-108	CL-109
ISIS ID:	HFCL108XXX94XX	HFCL109XXX94XX
LAB NUMBER:	229003	226601
DATE SAMPLED:	10/13/94	10/11/94

ANALYTE	SOW-3/90 - II	CRDL		
Aluminum	200	1210	15400	*
Antimony	60	38.0 U*	38.0	U
Arsenic	10	5.0 UN	6.0	B
Barium	200	60.2 B	236	
Beryllium	5	2.0 U	2.0	U
Cadmium	5	2.0 U*	2.1	B
Calcium	5000	112000 *	171000	
Chromium	10	5.0 U	27.8	
Cobalt	50	6.0 U	6.0	U
Copper	25	14.9 B	226	
Iron	100	3940 E*	23400	N*
Lead	3	24.6	308	
Magnesium	5000	4430 B	31700	
Manganese	15	915 E*	2010	N*
Mercury	0.2	0.20 U	0.40	
Nickel	40	26.0 U	26.0	U
Potassium	5000	31700	25200	
Selenium	5	5.0 UN	5.0	UWN
Silver	10	5.0 UN	5.0	U
Sodium	5000	34100	26300	
Thallium	10	5.0 UN	5.0	UW
Vanadium	50	17.0 U	21.2	B
Zinc	20	135 *	1380	*
Cyanide	10	10.0 U	10.0	UN

Associated Method Blank:	SDGHANNA5	MBHANNA3
Associated Equipment Blank:	HFQSXX7XXX94XX	HFQSXX7XXX94XX
Associated Field Blank:	-	-

Site: SUMP LIQUIDS

U: not detected N: spike recovery not met W: post digestion spike not met +: coefficient < 0.995
 E: interference S: method of standard additions *: duplicate analysis not met B: less than CRDL

Table 2
Validation / Summary Table

LOCATION:	CL-101 DUP	CL-101	CL-102	CL-103	CL-104	CL-105	CL-106	CL-107
ISIS ID:	HFCL101XXX94XD	HFCL101XXX94XX	HFCL102XXX94XX	HFCL103XXX94XX	HFCL104XXX94XX	HFCL105XXX94XX	HFCL106XXX94XX	HFCL107XXX94XX
LAB NUMBER:	228004	228001	228005	228006	228007	229001	229002	229005
DATE SAMPLED:	10/12/94	10/12/94	10/12/94	10/12/94	10/12/94	10/13/94	10/13/94	10/13/94

ANALYTE	SOW-3/90 - II	CRDL								
Aluminum	200	35200		25100	88.0 J	57.0 U	522	4260	311	222
Antimony	60	70.1	J	65.0 J	38.0 UJ	38.0 UJ	38.0 UJ	38.0 UJ	38.0 UJ	38.0 UJ
Arsenic	10		R	14.1 J	5.0 UJ	5.0 UJ	5.0 UJ	5.0 UJ	5.0 UJ	5.0 UJ
Barium	200	824	J	602 J	21.0 J	36.0 J	21.0 J	273	24.4 J	34.1 J
Beryllium	5	8.2	J	6.8 J	2.0 U	2.0 U	2.0 U	2.0 U	2.0 U	2.0 U
Cadmium	5	46.7	J	30.6 J	2.0 UJ	2.0 UJ	2.0 UJ	2.0 UJ	2.0 UJ	2.0 UJ
Calcium	5000	491000		377000	128000	77100	48600	69400	87000	111000
Chromium	10	223		187	5.0 U	5.0 U	5.0 U	5.0 U	5.0 U	5.0 U
Cobalt	50	28.7	J	19.1 J	6.0 U	6.0 U	6.0 U	6.0 U	6.0 U	6.0 U
Copper	25	722	J	380 J	9.1 J	5.0 U	22.2 J	189	6.4 J	5.0 U
Iron	100	134000	J	88400 J	1890 J	319 J	1660 J	18800 J	1060 J	56.8 J
Lead	3	1570	J	740 J	18.1	4.0	22.8	189 J	44.7	3.0 U
Magnesium	5000	87500		71900	7720	8740	7600	10600	3030 J	1840 J
Manganese	15	10500	J	7110 J	55.9 J	119 J	191 J	1150 J	113 J	13.5 J
Mercury	0.2	2.0		1.6	0.20 U	0.74	0.20 U	0.46	0.20 U	0.20 U
Nickel	40	98.4	J	70.4 J	27.5 J	26.0 U	26.0 U	36.2 J	26.0 U	26.0 U
Potassium	5000	67300		70200	42900	16600	6750	5300	39300	37000
Selenium	5	5.0	UJ	5.0 UJ	5.0 UJ	5.0 UJ	5.0 UJ	5.0 UJ	5.0 UJ	5.0 UJ
Silver	10	5.0	U	5.0 U	5.0 U	5.0 U	5.0 U	5.0 U	5.0 U	5.0 U
Sodium	5000	29300		30300	30100	28800	12100	6210	20400	19900
Thallium	10	5.0	UJ	100 UJ	5.0 UJ	5.0 UJ	5.0 UJ	5.0 UJ	5.0 UJ	5.0 UJ
Vanadium	50	378		360	17.0 U	17.0 U	17.0 U	17.0 U	17.0 U	17.0 U
Zinc	20	3680		2230	81.0	50.5	37.0	972	82.2	5.0 U
Cyanide	10	10.0	U	10.0 U	140	10.0 U	10.0 U	10.0 U	50.0	70.0

Associated Method Blank: SDGHANNA5
 Associated Equipment Blank: HFQSXX7XXX94XX HFQSXX7XXX94XX HFQSXX7XXX94XX HFQSXX7XXX94XX HFQSXX7XXX94XX HFQSXX7XXX94XX HFQSXX7XXX94XX HFQSXX7XXX94XX
 Associated Field Blank: - - - - -

Site: SUMP SEDIMENTS
 U: not detected R: unusable
 J: estimated

Table 2
Validation / Summary Table

LOCATION:	CL-108	CL-109
ISIS ID:	HFCL108XXX94XX	HFCL109XXX94XX
LAB NUMBER:	229003	226601
DATE SAMPLED:	10/13/94	10/11/94

ANALYTE	SOW-3/90 - II	CRDL		
Aluminum	200	1210		15400 J
Antimony	60	38.0 UJ		38.0 UJ
Arsenic	10	5.0 UJ		6.0 J
Barium	200	60.2 J		236
Beryllium	5	2.0 U		2.0 U
Cadmium	5	2.0 UJ		2.1 J
Calcium	5000	112000		171000
Chromium	10	5.0 U		27.8
Cobalt	50	6.0 U		6.0 U
Copper	25	14.9 J		226
Iron	100	3940 J		23400 J
Lead	3	24.6		308 J
Magnesium	5000	4430 J		31700
Manganese	15	915 J		2010 J
Mercury	0.2	0.20 U		0.40 U
Nickel	40	26.0 U		26.0 U
Potassium	5000	31700		25200
Selenium	5	5.0 UJ		5.0 UJ
Silver	10	5.0 U		5.0 UJ
Sodium	5000	34100		26300
Thallium	10	5.0 UJ		5.0 UJ
Vanadium	50	17.0 U		21.2 J
Zinc	20	135		1380 J
Cyanide	10	10.0 U		10.0 U

Associated Method Blank:	SDGHANNA5	MBHANNA3
Associated Equipment Blank:	HFQSXX7XXX94XX	HFQSXX7XXX94XX
Associated Field Blank:	-	-

Site: SUMP SEDIMENTS
 U: not detected R: unusable
 J: estimated

PROJECT: NYSDEC-PSA-14 Hanna Furnace Site

Miscellaneous Aqueous Analysis (ug/L)

14-Apr-95

Table 1
Laboratory Report of Analysis

LOCATION: CL-107
ISIS ID: HFCL107XXX94XX
LAB NUMBER: D229005
DATE SAMPLED: 10/13/94

ANALYTE	RL	
arsenic	5.0	5.0 UN
barium	11.0	22.8 B
cadmium	2.0	2.0 U*
chromium	5.0	5.0 U
lead	3.0	3.0 U
mercury	0.2	0.20 U
selenium	5.0	5.0 UWN
silver	5.0	5.0 UN

Associated Method Blank: SDGHANNA5
Associated Equipment Blank: -
Associated Field Blank: -

Site: SUMP LIQUIDS

Note: Inorganic Data - EPTOX Metals

U: not detected N: spike recovery not met B: less than CRDL *: duplicate analysis not met W: post digestion spike not met

Table 2
Validation / Summary Table

LOCATION: CL-107
ISIS ID: HFCL107XXX94XX
LAB NUMBER: D229005
DATE SAMPLED: 10/13/94

ANALYTE	RL	
arsenic	5.0	5.0 UJ
barium	11.0	22.8 J
cadmium	2.0	2.0 UJ
chromium	5.0	5.0 U
lead	3.0	3.0 U
mercury	0.2	0.20 U
selenium	5.0	5.0 UJ
silver	5.0	5.0 U

Associated Method Blank: SDGHANNAS
Associated Equipment Blank: -
Associated Field Blank: -

Site: SUMP LIQUIDS
Note: Inorganic Data - EPTOX Metals
U: not detected J: estimated

PROJECT: NYSDEC-PSA-14 Hanna Furnace Site

Miscellaneous Aqueous Analysis

17-Apr-95

Table 1
Laboratory Report of Analysis

LOCATION:	QS-XX3	QS-XX4	QS-XX5
ISIS ID:	HFQ5XX3XXX94XX	HFQ5XX4XXX94XX	HFQ5XX5XXX94XX
LAB NUMBER:	2226520	2226521	2226522
DATE SAMPLED:	10/11/94	10/11/94	10/11/94
DATE ANALYZED:	10/24/94	10/24/94	10/24/94

ANALYTE	RL			
Corrosivity, inch/Year	0.01	0.01 U	0.01 U	0.01 U
Ignitability, Degrees F	212	>212	>212	>212
Cyanide, Reactive, ppm	1.0	1 U	1 U	1 U
sulfide, Reactive, ppm	1.0	1 U	1 U	1 U

=====
Associated Method Blank: SDGHANNA2 SDGHANNA2 SDGHANNA2
Associated Equipment Blank: - - -
Associated Field Blank: - - -

Site: EQUIPMENT RINSATE
U: not detected

Table 1
Laboratory Report of Analysis

LOCATION: CL-107
ISIS ID: HFCL107XXX94XX
LAB NUMBER: 2228910
DATE SAMPLED: 10/13/94
DATE ANALYZED: 11/10/94

ANALYTE	RL	
Corrosivity, inch/Year	0.01	0.01 U
Ignitability, Degrees F	212	>212
Cyanide, Reactive, ppm	1	1 U
sulfide, Reactive, ppm	1	1 U

=====
Associated Method Blank: SDGHANNA5
Associated Equipment Blank: -
Associated Field Blank: -

Site: SUMP LIQUIDS
U: not detected

PROJECT: NYSDEC-PSA-14 Hanna Furnace Site

Miscellaneous Aqueous Analysis

14-Apr-95

Table 2
Validation / Summary Table

LOCATION: CL-107
ISIS ID: HFCL107XXX94XX
LAB NUMBER: 2228910
DATE SAMPLED: 10/13/94
DATE ANALYZED: 11/10/94

ANALYTE	RL	
Corrosivity, inch/Year	0.01	0.01 U
Ignitability, Degrees F	212	>212
Cyanide, Reactive, ppm	1	1 U
sulfide, Reactive, ppm	1	1 U

=====

Associated Method Blank: SDGHANNA5
Associated Equipment Blank: -
Associated Field Blank: -

Site: SUMP LIQUIDS
U: not detected

Table 1
Laboratory Report of Analysis

LOCATION:	SS-101 DUP	SS-101	SS-102	SS-103	SS-104	SS-105	SS-106	SS-107
ISIS ID:	HFSS101XXX94XD	HFSS101XXX94XX	HFSS102XXX94XX	HFSS103XXX94XX	HFSS104XXX94XX	HFSS105XXX94XX	HFSS106XXX94XX	HFSS107XXX94XX
LAB NUMBER:	2225904	2225901	2225905	2225906	2225907	2225908	2225909	2225910
DATE SAMPLED:	10/10/94	10/10/94	10/10/94	10/10/94	10/10/94	10/10/94	10/10/94	10/10/94
DATE ANALYZED:	10/14/94	10/14/94	10/14/94	10/14/94	10/14/94	10/14/94	10/14/94	10/14/94

ANALYTE	SOW-3/90 - II	CRQL								
Chloromethane	10		12 U	12 U	12 U	11 U	12 U	11 U	11 U	11 U
Bromomethane	10		12 U	12 U	12 U	11 U	12 U	11 U	11 U	11 U
Vinyl Chloride	10		12 U	12 U	12 U	11 U	12 U	11 U	11 U	11 U
Chloroethane	10		12 U	12 U	12 U	11 U	12 U	11 U	11 U	11 U
Methylene Chloride	10	6 JB	12 B	12 B	6 JB	6 JB	7 JB	7 JB	6 JB	6 JB
Acetone	10		12 U	12 U	12 U	11 U	6 JB	11 U	11 U	11 U
Carbon Disulfide	10		12 U	12 U	12 U	11 U	12 U	11 U	11 U	11 U
1,1-Dichloroethene	10		12 U	12 U	12 U	11 U	12 U	11 U	11 U	11 U
1,1-Dichloroethane	10		12 U	12 U	12 U	11 U	12 U	11 U	11 U	11 U
1,2-Dichloroethene (total)	10		12 U	12 U	12 U	11 U	12 U	11 U	11 U	11 U
Chloroform	10		12 U	12 U	12 U	11 U	12 U	11 U	11 U	11 U
1,2-Dichloroethane	10		12 U	12 U	12 U	11 U	12 U	11 U	11 U	11 U
2-Butanone	10		12 U	12 U	12 U	11 U	12 U	11 U	11 U	11 U
1,1,1-Trichloroethane	10		12 U	12 U	12 U	11 U	12 U	11 U	11 U	11 U
Carbon Tetrachloride	10		12 U	12 U	12 U	11 U	12 U	11 U	11 U	11 U
Bromodichloromethane	10		12 U	12 U	12 U	11 U	12 U	11 U	11 U	11 U
1,2-Dichloropropane	10		12 U	12 U	12 U	11 U	12 U	11 U	11 U	11 U
cis-1,3-Dichloropropene	10		12 U	12 U	12 U	11 U	12 U	11 U	11 U	11 U
Trichloroethene	10		12 U	12 U	12 U	11 U	12 U	11 U	11 U	11 U
Dibromochloromethane	10		12 U	12 U	12 U	11 U	12 U	11 U	11 U	11 U
1,1,2-Trichloroethane	10		12 U	12 U	12 U	11 U	12 U	11 U	11 U	11 U
Benzene	10		12 U	12 U	12 U	11 U	12 U	11 U	11 U	11 U
trans-1,3-Dichloropropene	10		12 U	12 U	12 U	11 U	12 U	11 U	11 U	11 U
Bromoform	10		12 U	12 U	12 U	11 U	12 U	11 U	11 U	11 U
4-Methyl-2-Pentanone	10		12 U	12 U	12 U	11 U	12 U	11 U	11 U	11 U
2-Hexanone	10		12 U	12 U	12 U	11 U	12 U	11 U	11 U	11 U
Tetrachloroethene	10	3 J	3 J	3 J	9 J	5 J	9 J	8 J	14	11 U
1,1,2,2-Tetrachloroethane	10		12 U	12 U	12 U	11 U	12 U	11 U	11 U	11 U
Toluene	10		12 U	12 U	12 U	11 U	12 U	11 U	11 U	11 U
Chlorobenzene	10		12 U	12 U	12 U	11 U	12 U	11 U	11 U	11 U
Ethylbenzene	10		12 U	12 U	12 U	11 U	12 U	11 U	11 U	11 U
Styrene	10		12 U	12 U	12 U	11 U	12 U	11 U	11 U	11 U
Total Xylenes	10		12 U	12 U	12 U	11 U	12 U	11 U	11 U	11 U

Dilution Factor:	1.00	1.00	1.00	1.00	1.00	1.00	1.00	1.00	1.00
Percent Solids:	84	84	83	91	86	89	88	87	
Sample Volume/Weight (ml/g):	5.00	5.00	5.00	5.00	5.00	5.00	5.00	5.00	5.00
Associated Method Blank:	P1198.D	P1198.D	P1198.D	P1198.D	P1198.D	P1198.D	P1198.D	P1198.D	P1198.D
Associated Equipment Blank:	HFQSDX1XXX94XX	HFQSDX1XXX94XX	HFQSDX1XXX94XX	HFQSDX1XXX94XX	HFQSDX1XXX94XX	HFQSDX1XXX94XX	HFQSDX1XXX94XX	HFQSDX1XXX94XX	HFQSDX1XXX94XX
Associated Field Blank:	-	-	-	-	-	-	-	-	-
Associated Trip Blank:	-	-	-	-	-	-	-	-	-

Site: SURFACE SOILS

U: not detected B: blank contamination

J: estimated

Table 1
Laboratory Report of Analysis

LOCATION:	SS-108	SS-109	SS-110	SS-111 DUP	SS-111	SS-112	SS-113	SS-114
ISIS ID:	HFSS108XXX94XX	HFSS109XXX94XX	HFSS110XXX94XX	HFSS111XXX94XD	HFSS111XXX94XX	HFSS112XXX94XX	HFSS113XXX94XX	HFSS114XXX94XX
LAB NUMBER:	2225911	2226502	2226501	2226519	2226516	2226515	2226514	2226513
DATE SAMPLED:	10/10/94	10/11/94	10/11/94	10/11/94	10/11/94	10/11/94	10/11/94	10/11/94
DATE ANALYZED:	10/14/94	10/15/94	10/15/94	10/17/94	10/17/94	10/18/94	10/18/94	10/17/94

ANALYTE	SOW-3/90 - II	CRQL	SS-108	SS-109	SS-110	SS-111 DUP	SS-111	SS-112	SS-113	SS-114
Chloromethane	10	14 U	14 U	14 U	11 U	12 U	12 U	11 U	12 U	11 U
Bromomethane	10	14 U	14 U	14 U	11 U	12 U	12 U	11 U	12 U	11 U
Vinyl Chloride	10	14 U	14 U	14 U	11 U	12 U	12 U	11 U	12 U	11 U
Chloroethane	10	14 U	14 U	14 U	11 U	12 U	12 U	11 U	12 U	11 U
Methylene Chloride	10	7 JB	4 JB	3 JB	16 B	13 B	11 JB	9 JB	11 JB	11 JB
Acetone	10	14 U	14 U	11 U	2 JB	12 U	11 U	12 U	11 U	11 U
Carbon Disulfide	10	14 U	14 U	11 U	12 U	12 U	11 U	12 U	11 U	11 U
1,1-Dichloroethene	10	14 U	14 U	11 U	12 U	12 U	11 U	12 U	11 U	11 U
1,1-Dichloroethane	10	14 U	14 U	11 U	12 U	12 U	11 U	12 U	11 U	11 U
1,2-Dichloroethene (total)	10	14 U	14 U	11 U	12 U	12 U	11 U	12 U	11 U	11 U
Chloroform	10	14 U	14 U	11 U	12 U	12 U	11 U	12 U	11 U	11 U
1,2-Dichloroethane	10	14 U	14 U	11 U	12 U	12 U	11 U	12 U	11 U	11 U
2-Butanone	10	14 U	14 U	11 U	12 U	12 U	11 U	12 U	11 U	11 U
1,1,1-Trichloroethane	10	14 U	14 U	11 U	12 U	12 U	11 U	12 U	11 U	11 U
Carbon Tetrachloride	10	14 U	14 U	11 U	12 U	12 U	11 U	12 U	11 U	11 U
Bromodichloromethane	10	14 U	14 U	11 U	12 U	12 U	11 U	12 U	11 U	11 U
1,2-Dichloropropane	10	14 U	14 U	11 U	12 U	12 U	11 U	12 U	11 U	11 U
cis-1,3-Dichloropropene	10	14 U	14 U	11 U	12 U	12 U	11 U	12 U	11 U	11 U
Trichloroethene	10	14 U	14 U	11 U	12 U	12 U	11 U	12 U	11 U	11 U
Dibromochloromethane	10	14 U	14 U	11 U	12 U	12 U	11 U	12 U	11 U	11 U
1,1,2-Trichloroethane	10	14 U	14 U	11 U	12 U	12 U	11 U	12 U	11 U	11 U
Benzene	10	14 U	14 U	11 U	12 U	12 U	11 U	12 U	11 U	11 U
trans-1,3-Dichloropropene	10	14 U	14 U	11 U	12 U	12 U	11 U	12 U	11 U	11 U
Bromoform	10	14 U	14 U	11 U	12 U	12 U	11 U	12 U	11 U	11 U
4-Methyl-2-Pentanone	10	14 U	14 U	11 U	12 U	12 U	11 U	12 U	11 U	11 U
2-Hexanone	10	14 U	14 U	11 U	12 U	12 U	11 U	12 U	11 U	11 U
Tetrachloroethene	10	14 U	14 U	11 U	12 U	12 U	11 U	12 U	11 U	11 U
1,1,2,2-Tetrachloroethane	10	14 U	14 U	11 U	12 U	12 U	11 U	12 U	11 U	11 U
Toluene	10	2 J	14 U	11 U	2 J	12 U	11 U	12 U	11 U	11 U
Chlorobenzene	10	14 U	14 U	11 U	12 U	12 U	11 U	12 U	11 U	11 U
Ethylbenzene	10	2 J	14 U	11 U	3 JB	12 U	11 U	12 U	11 U	11 U
Styrene	10	14 U	14 U	11 U	12 U	12 U	11 U	12 U	11 U	11 U
Total Xylenes	10	2 J	14 U	11 U	3 JB	12 U	11 U	12 U	11 U	11 U

Dilution Factor:	1.00	1.00	1.00	1.00	1.00	1.00	1.00	1.00	1.00
Percent Solids:	70	72	90	86	85	88	82	87	
Sample Volume/Weight (ml/g):	5.00	5.00	5.00	5.00	5.00	5.00	5.00	5.00	5.00
Associated Method Blank:	P1198.D	P1217.D	P1217.D	P1240.D	P1240.D	P1264.D	P1264.D	P1240.D	
Associated Equipment Blank:	HFQSSX1XXX94XX	HFQSSX5XXX94XX	HFQSSX5XXX94XX	HFQSSX5XXX94XX	HFQSSX5XXX94XX	HFQSSX5XXX94XX	HFQSSX5XXX94XX	HFQSSX4XXX94XX	
Associated Field Blank:	-	-	-	-	-	-	-	-	
Associated Trip Blank:	-	-	-	-	-	-	-	-	

Site: SURFACE SOILS

U: not detected B: blank contamination
J: estimated

Table 1
Laboratory Report of Analysis

LOCATION:	SS-115 DUP	SS-115	SS-116	SS-116	SS-117	SS-118	SS-119	SS-120
ISIS ID:	HFSS115XXX94XX	HFSS115XXX94XX	HFSS116XXX94XX	HFSS116XXX94XX	HFSS117XXX94XX	HFSS118XXX94XX	HFSS119XXX94XX	HFSS120XXX94XX
LAB NUMBER:	2225913	2225912	2225914	2225914 R	2225918	2226505	2225919	2225915
DATE SAMPLED:	10/10/94	10/10/94	10/10/94	10/10/94	10/10/94	10/11/94	10/10/94	10/10/94
DATE ANALYZED:	10/15/94	10/15/94	10/14/94	10/15/94	10/17/94	10/17/94	10/15/94	10/15/94

ANALYTE	SOW-3/90 - II	CRQL	SS-115 DUP	SS-115	SS-116	SS-116	SS-117	SS-118	SS-119	SS-120
Chloromethane	10		11 U	11 U	10 U	10 U	18 U	17 U	12 U	11 U
Bromomethane	10		11 U	11 U	10 U	10 U	18 U	17 U	12 U	11 U
Vinyl Chloride	10		11 U	11 U	10 U	10 U	18 U	17 U	12 U	11 U
Chloroethane	10		11 U	11 U	10 U	10 U	18 U	17 U	12 U	11 U
Methylene Chloride	10	3 JB	3 JB	3 JB	7 JB	3 JB	6 JB	60 B	3 JB	3 JB
Acetone	10		11 U	11 U	10 JB	10 U	18 U	7 JB	12 U	11 U
Carbon Disulfide	10		11 U	11 U	1 J	10 U	18 U	17 U	12 U	11 U
1,1-Dichloroethene	10		11 U	11 U	10 U	10 U	18 U	17 U	12 U	11 U
1,1-Dichloroethane	10		11 U	11 U	4 J	1 J	18 U	17 U	12 U	11 U
1,2-Dichloroethene (total)	10		11 U	11 U	1 J	10 U	18 U	17 U	12 U	11 U
Chloroform	10		11 U	11 U	10 U	10 U	18 U	17 U	12 U	11 U
1,2-Dichloroethane	10		11 U	11 U	10 U	10 U	18 U	17 U	12 U	11 U
2-Butanone	10		11 U	11 U	10 U	10 U	18 U	17 U	12 U	11 U
1,1,1-Trichloroethane	10		11 U	11 U	3 J	1 J	18 U	17 U	12 U	11 U
Carbon Tetrachloride	10		11 U	11 U	10 U	10 U	18 U	17 U	12 U	11 U
Bromodichloromethane	10		11 U	11 U	10 U	10 U	18 U	17 U	12 U	11 U
1,2-Dichloropropane	10		11 U	11 U	10 U	10 U	18 U	17 U	12 U	11 U
cis-1,3-Dichloropropene	10		11 U	11 U	10 U	10 U	18 U	17 U	12 U	11 U
Trichloroethene	10		11 U	11 U	10 U	10 U	18 U	17 U	12 U	11 U
Dibromochloromethane	10		11 U	11 U	10 U	10 U	18 U	17 U	12 U	11 U
1,1,2-Trichloroethane	10		11 U	11 U	10 U	10 U	18 U	17 U	12 U	11 U
Benzene	10		11 U	11 U	10 U	10 U	18 U	17 U	12 U	11 U
trans-1,3-Dichloropropene	10		11 U	11 U	10 U	10 U	18 U	17 U	12 U	11 U
Bromoform	10		11 U	11 U	10 U	10 U	18 U	17 U	12 U	11 U
4-Methyl-2-Pentanone	10		11 U	11 U	10 U	10 U	18 U	17 U	12 U	11 U
2-Hexanone	10		11 U	11 U	10 U	10 U	18 U	17 U	12 U	11 U
Tetrachloroethene	10		11 U	11 U	6 J	2 J	18 U	17 U	12 U	11 U
1,1,2,2-Tetrachloroethane	10		11 U	11 U	10 U	10 U	18 U	17 U	12 U	11 U
Toluene	10		11 U	11 U	5 J	2 J	18 U	17 U	12 U	11 U
Chlorobenzene	10		11 U	11 U	10 U	10 U	18 U	17 U	12 U	11 U
Ethylbenzene	10		11 U	11 U	3 J	10 U	18 U	17 U	12 U	11 U
Styrene	10		11 U	11 U	10 U	10 U	18 U	17 U	12 U	11 U
Total Xylenes	10		11 U	11 U	3 J	10 U	18 U	17 U	12 U	11 U

Dilution Factor:	1.00	1.00	1.00	1.00	1.00	1.00	1.00	1.00	1.00
Percent Solids:	88	88	95	95	56	59	82	87	
Sample Volume\Weight (ml\g):	5.00	5.00	5.00	5.00	5.00	5.00	5.00	5.00	5.00
Associated Method Blank:	P1217.D	P1217.D	P1198.D	P1217.D	P1240.D	P1240.D	P1217.D	P1217.D	P1217.D
Associated Equipment Blank:	HFQXXX4XXX94XX	HFQXXX4XXX94XX	HFQXXX4XXX94XX	HFQXXX4XXX94XX	HFQXXX4XXX94XX	HFQXXX5XXX94XX	HFQXXX4XXX94XX	HFQXXX4XXX94XX	HFQXXX4XXX94XX
Associated Field Blank:	-	-	-	-	-	-	-	-	-
Associated Trip Blank:	-	-	-	-	-	-	-	-	-

Site: SURFACE SOILS

U: not detected B: blank contamination
J: estimated

Table 1
Laboratory Report of Analysis

LOCATION:	SS-121	SS-122	SS-123	SS-124	SS-125
ISIS ID:	HFSS121XXX94XX	HFSS122XXX94XX	HFSS123XXX94XX	HFSS124XXX94XX	HFSS125XXX94XX
LAB NUMBER:	2226504	2225916	2226503	2225917	2225920
DATE SAMPLED:	10/11/94	10/10/94	10/11/94	10/10/94	10/10/94
DATE ANALYZED:	10/15/94	10/15/94	10/15/94	10/15/94	10/17/94

ANALYTE	SOW-3/90 - II	CRQL					
Chloromethane	10	11 U	11 U	12 U	11 U	12 U	12 U
Bromomethane	10	11 U	11 U	12 U	11 U	12 U	12 U
Vinyl Chloride	10	11 U	11 U	12 U	11 U	12 U	12 U
Chloroethane	10	11 U	11 U	12 U	11 U	12 U	12 U
Methylene Chloride	10	3 JB	3 JB	3 JB	3 JB	3 JB	2 JB
Acetone	10	11 U	11 U	12 U	11 U	12 U	12 U
Carbon Disulfide	10	11 U	11 U	12 U	11 U	12 U	12 U
1,1-Dichloroethene	10	11 U	11 U	12 U	11 U	12 U	12 U
1,1-Dichloroethane	10	11 U	11 U	12 U	11 U	12 U	12 U
1,2-Dichloroethene (total)	10	11 U	11 U	12 U	11 U	12 U	12 U
Chloroform	10	11 U	11 U	12 U	11 U	12 U	12 U
1,2-Dichloroethane	10	11 U	11 U	12 U	11 U	12 U	12 U
2-Butanone	10	11 U	11 U	12 U	11 U	12 U	2 J
1,1,1-Trichloroethane	10	11 U	11 U	12 U	11 U	12 U	12 U
Carbon Tetrachloride	10	11 U	11 U	12 U	11 U	12 U	12 U
Bromodichloromethane	10	11 U	11 U	12 U	11 U	12 U	12 U
1,2-Dichloropropane	10	11 U	11 U	12 U	11 U	12 U	12 U
cis-1,3-Dichloropropene	10	11 U	11 U	12 U	11 U	12 U	12 U
Trichloroethene	10	11 U	11 U	12 U	11 U	12 U	12 U
Dibromochloromethane	10	11 U	11 U	12 U	11 U	12 U	12 U
1,1,2-Trichloroethane	10	11 U	11 U	12 U	11 U	12 U	12 U
Benzene	10	11 U	11 U	12 U	11 U	12 U	12 U
trans-1,3-Dichloropropene	10	11 U	11 U	12 U	11 U	12 U	12 U
Bromoform	10	11 U	11 U	12 U	11 U	12 U	12 U
4-Methyl-2-Pentanone	10	11 U	11 U	12 U	11 U	12 U	12 U
2-Hexanone	10	11 U	11 U	12 U	11 U	12 U	12 U
Tetrachloroethene	10	11 U	11 U	12 U	11 U	12 U	12 U
1,1,2,2-Tetrachloroethane	10	11 U	11 U	12 U	11 U	12 U	12 U
Toluene	10	11 U	11 U	12 U	11 U	12 U	12 U
Chlorobenzene	10	11 U	11 U	12 U	11 U	12 U	12 U
Ethylbenzene	10	11 U	11 U	12 U	11 U	12 U	1 JB
Styrene	10	11 U	11 U	12 U	11 U	12 U	12 U
Total Xylenes	10	11 U	11 U	12 U	11 U	12 U	12 U

Dilution Factor:	1.00	1.00	1.00	1.00	1.00
Percent Solids:	91	86	91	82	81
Sample Volume\Weight (mL\g):	5.00	5.00	5.00	5.00	5.00
Associated Method Blank:	P1217.D	P1217.D	P1217.D	P1217.D	P1240.D
Associated Equipment Blank:	HFQ5XX5XXX94XX	HFQ5XX4XXX94XX	HFQ5XX5XXX94XX	HFQ5XX4XXX94XX	HFQ5XX4XXX94XX
Associated Field Blank:	-	-	-	-	-
Associated Trip Blank:	-	-	-	-	-

Site: SURFACE SOILS

U: not detected B: blank contamination

J: estimated

Table 2
Validation / Summary Table

LOCATION:	SS-101 DUP	SS-101	SS-102	SS-103	SS-104	SS-105	SS-106	SS-107
ISIS ID:	HFSS101XXX94XD	HFSS101XXX94XX	HFSS102XXX94XX	HFSS103XXX94XX	HFSS104XXX94XX	HFSS105XXX94XX	HFSS106XXX94XX	HFSS107XXX94XX
LAB NUMBER:	2225904	2225901	2225905	2225906	2225907	2225908	2225909	2225910
DATE SAMPLED:	10/10/94	10/10/94	10/10/94	10/10/94	10/10/94	10/10/94	10/10/94	10/10/94
DATE ANALYZED:	10/14/94	10/14/94	10/14/94	10/14/94	10/14/94	10/14/94	10/14/94	10/14/94

ANALYTE	SOW-3/90 - II	CRQL	SS-101 DUP	SS-101	SS-102	SS-103	SS-104	SS-105	SS-106	SS-107
Chloromethane	10		12 U	12 U	12 U	11 U	12 U	11 U	11 U	11 U
Bromomethane	10		12 U	12 U	12 U	11 U	12 U	11 U	11 U	11 U
Vinyl Chloride	10		12 U	12 U	12 U	11 U	12 U	11 U	11 U	11 U
Chloroethane	10		12 U	12 U	12 U	11 U	12 U	11 U	11 U	11 U
Methylene Chloride	10		12 U	12 U	12 U	11 U	12 U	11 U	11 U	11 U
Acetone	10		12 U	12 U	12 U	11 U	12 U ^J	11 U	11 U	11 U
Carbon Disulfide	10		12 U	12 U	12 U	11 U	12 U	11 U	11 U	11 U
1,1-Dichloroethene	10		12 U	12 U	12 U	11 U	12 U	11 U	11 U	11 U
1,1-Dichloroethane	10		12 U	12 U	12 U	11 U	12 U	11 U	11 U	11 U
1,2-Dichloroethene (total)	10		12 U	12 U	12 U	11 U	12 U	11 U	11 U	11 U
Chloroform	10		12 U	12 U	12 U	11 U	12 U	11 U	11 U	11 U
1,2-Dichloroethane	10		12 U	12 U	12 U	11 U	12 U	11 U	11 U	11 U
2-Butanone	10		12 U	12 U	12 U	11 U	12 U	11 U	11 U	11 U
1,1,1-Trichloroethane	10		12 U	12 U	12 U	11 U	12 U	11 U	11 U	11 U
Carbon Tetrachloride	10		12 U	12 U	12 U	11 U	12 U	11 U	11 U	11 U
Bromodichloromethane	10		12 U	12 U	12 U	11 U	12 U	11 U	11 U	11 U
1,2-Dichloropropane	10		12 U	12 U	12 U	11 U	12 U	11 U	11 U	11 U
cis-1,3-Dichloropropene	10		12 U	12 U	12 U	11 U	12 U	11 U	11 U	11 U
Trichloroethene	10		12 U	12 U	12 U	11 U	12 U	11 U	11 U	11 U
Dibromochloromethane	10		12 U	12 U	12 U	11 U	12 U	11 U	11 U	11 U
1,1,2-Trichloroethane	10		12 U	12 U	12 U	11 U	12 U	11 U	11 U	11 U
Benzene	10		12 U	12 U	12 U	11 U	12 U	11 U	11 U	11 U
trans-1,3-Dichloropropene	10		12 U	12 U	12 U	11 U	12 U	11 U	11 U	11 U
Bromoform	10		12 U	12 U	12 U	11 U	12 U	11 U	11 U	11 U
4-Methyl-2-Pentanone	10		12 U	12 U	12 U	11 U	12 U	11 U	11 U	11 U
2-Hexanone	10		12 U	12 U	12 U	11 U	12 U	11 U	11 U	11 U
Tetrachloroethene	10	3 J	12 U	12 U	12 U	11 U	12 U	11 U	11 U	11 U
1,1,2,2-Tetrachloroethane	10		12 U	12 U	12 U	11 U	12 U	11 U	11 U	11 U
Toluene	10		12 U	12 U	12 U	11 U	12 U	11 U	11 U	11 U
Chlorobenzene	10		12 U	12 U	12 U	11 U	12 U	11 U	11 U	11 U
Ethylbenzene	10		12 U	12 U	12 U	11 U	12 U	11 U	11 U	11 U
Styrene	10		12 U	12 U	12 U	11 U	12 U	11 U	11 U	11 U
Total Xylenes	10		12 U	12 U	12 U	11 U	12 U	11 U	11 U	11 U

Dilution Factor:	1.00	1.00	1.00	1.00	1.00	1.00	1.00	1.00	1.00
Percent Solids:	84	84	83	91	86	89	88	87	87
Sample Volume\Weight (ml\g):	5.00	5.00	5.00	5.00	5.00	5.00	5.00	5.00	5.00
Associated Method Blank:	P1198.D	P1198.D	P1198.D	P1198.D	P1198.D	P1198.D	P1198.D	P1198.D	P1198.D
Associated Equipment Blank:	HFQsXX1XXX94XX	HFQsXX1XXX94XX	HFQsXX1XXX94XX	HFQsXX1XXX94XX	HFQsXX1XXX94XX	HFQsXX1XXX94XX	HFQsXX1XXX94XX	HFQsXX1XXX94XX	HFQsXX1XXX94XX
Associated Field Blank:	-	-	-	-	-	-	-	-	-
Associated Trip Blank:	-	-	-	-	-	-	-	-	-

Site: SURFACE SOILS
 U: not detected
 J: estimated

Table 2
Validation / Summary Table

LOCATION:	SS-108	SS-109	SS-110	SS-111 DUP	SS-111	SS-112	SS-113	SS-114
ISIS ID:	HFSS108XXX94XX	HFSS109XXX94XX	HFSS110XXX94XX	HFSS111XXX94XD	HFSS111XXX94XX	HFSS112XXX94XX	HFSS113XXX94XX	HFSS114XXX94XX
LAB NUMBER:	2225911	2226502	2226501	2226519	2226516	2226515	2226514	2226513
DATE SAMPLED:	10/10/94	10/11/94	10/11/94	10/11/94	10/11/94	10/11/94	10/11/94	10/11/94
DATE ANALYZED:	10/14/94	10/15/94	10/15/94	10/17/94	10/17/94	10/18/94	10/18/94	10/17/94

ANALYTE	SOW-3/90 - II	CRQL							
Chloromethane	10	14 U	14 U	11 U	12 U	12 U	11 U	12 U	11 U
Bromomethane	10	14 U	14 U	11 U	12 U	12 U	11 U	12 U	11 U
Vinyl Chloride	10	14 U	14 U	11 U	12 U	12 U	11 U	12 U	11 U
Chloroethane	10	14 U	14 U	11 U	12 U	12 U	11 U	12 U	11 U
Methylene Chloride	10	14 U	14 U	11 U	16 U	13 U	11 U	12 U	11 U
Acetone	10	14 U	14 U	11 U	12 UJ	12 U	11 U	12 U	11 U
Carbon Disulfide	10	14 U	14 U	11 U	12 U	12 U	11 U	12 U	11 U
1,1-Dichloroethene	10	14 U	14 U	11 U	12 U	12 U	11 U	12 U	11 U
1,1-Dichloroethane	10	14 U	14 U	11 U	12 U	12 U	11 U	12 U	11 U
1,2-Dichloroethene (total)	10	14 U	14 U	11 U	12 U	12 U	11 U	12 U	11 U
Chloroform	10	14 U	14 U	11 U	12 U	12 U	11 U	12 U	11 U
1,2-Dichloroethane	10	14 U	14 U	11 U	12 U	12 U	11 U	12 U	11 U
2-Butanone	10	14 U	14 U	11 U	12 U	12 U	11 U	12 U	11 U
1,1,1-Trichloroethane	10	14 U	14 U	11 U	12 U	12 U	11 U	12 U	11 U
Carbon Tetrachloride	10	14 U	14 U	11 U	12 U	12 U	11 U	12 U	11 U
Bromodichloromethane	10	14 U	14 U	11 U	12 U	12 U	11 U	12 U	11 U
1,2-Dichloropropane	10	14 U	14 U	11 U	12 U	12 U	11 U	12 U	11 U
cis-1,3-Dichloropropene	10	14 U	14 U	11 U	12 U	12 U	11 U	12 U	11 U
Trichloroethene	10	14 U	14 U	11 U	12 U	12 U	11 U	12 U	11 U
Dibromochloromethane	10	14 U	14 U	11 U	12 U	12 U	11 U	12 U	11 U
1,1,2-Trichloroethane	10	14 U	14 U	11 U	12 U	12 U	11 U	12 U	11 U
Benzene	10	14 U	14 U	11 U	12 U	12 U	11 U	12 U	11 U
trans-1,3-Dichloropropene	10	14 U	14 U	11 U	12 U	12 U	11 U	12 U	11 U
Bromoform	10	14 U	14 U	11 U	12 U	12 U	11 U	12 U	11 U
4-Methyl-2-Pentanone	10	14 U	14 UJ	11 U	12 U	12 U	11 UJ	12 UJ	11 U
2-Hexanone	10	14 U	14 UJ	11 U	12 U	12 U	11 U	12 U	11 U
Tetrachloroethene	10	14 U	14 UJ	11 U	12 U	12 U	11 U	12 U	11 U
1,1,2,2-Tetrachloroethane	10	14 U	14 UJ	11 U	12 U	12 U	11 U	12 U	11 U
Toluene	10	14 U	14 UJ	11 U	2 J	12 U	11 U	12 U	11 U
Chlorobenzene	10	14 U	14 UJ	11 U	12 U	12 U	11 U	12 U	11 U
Ethylbenzene	10	2 J	14 UJ	11 U	12 U	12 U	11 U	12 U	11 U
Styrene	10	14 U	14 UJ	11 U	12 U	12 U	11 U	12 U	11 U
Total Xylenes	10	2 J	14 UJ	11 U	12 U	12 U	11 U	12 U	11 U

Dilution Factor:	1.00	1.00	1.00	1.00	1.00	1.00	1.00	1.00
Percent Solids:	70	72	90	86	85	88	82	87
Sample Volume/Weight (ml/g):	5.00	5.00	5.00	5.00	5.00	5.00	5.00	5.00
Associated Method Blank:	P1198.D	P1217.D	P1217.D	P1240.D	P1240.D	P1264.D	P1264.D	P1240.D
Associated Equipment Blank:	HFQSSX1XXX94XX	HFQSSX5XXX94XX	HFQSSX5XXX94XX	HFQSSX5XXX94XX	HFQSSX5XXX94XX	HFQSSX5XXX94XX	HFQSSX5XXX94XX	HFQSSX4XXX94XX
Associated Field Blank:	-	-	-	-	-	-	-	-
Associated Trip Blank:	-	-	-	-	-	-	-	-

Site: SURFACE SOILS
U: not detected
J: estimated

Table 2
Validation / Summary Table

LOCATION:	SS-115 DUP	SS-115	SS-116	SS-117	SS-118	SS-119	SS-120	SS-121
ISIS ID:	HFSS115XXX94XX	HFSS115XXX94XX	HFSS116XXX94XX	HFSS117XXX94XX	HFSS118XXX94XX	HFSS119XXX94XX	HFSS120XXX94XX	HFSS121XXX94XX
LAB NUMBER:	2225913	2225912	2225914	2225918	2226505	2225919	2225915	2226504
DATE SAMPLED:	10/10/94	10/10/94	10/10/94	10/10/94	10/11/94	10/10/94	10/10/94	10/11/94
DATE ANALYZED:	10/15/94	10/15/94	10/14/94	10/17/94	10/17/94	10/15/94	10/15/94	10/15/94

ANALYTE	SOW-3/90 - II	CRQL	SS-115 DUP	SS-115	SS-116	SS-117	SS-118	SS-119	SS-120	SS-121
Chloromethane	10		11 U	11 U	10 U	18 U	17 U	12 U	11 U	11 U
Bromomethane	10		11 U	11 U	10 U	18 U	17 U	12 U	11 U	11 U
Vinyl Chloride	10		11 U	11 U	10 U	18 U	17 U	12 U	11 U	11 U
Chloroethane	10		11 U	11 U	10 U	18 U	17 U	12 U	11 U	11 U
Methylene Chloride	10		11 U	11 U	10 U	18 U	60 U	12 U	11 U	11 U
Acetone	10		11 U	11 U	10 UJ	18 U	17 UJ	12 U	11 U	11 U
Carbon Disulfide	10		11 U	11 U	1 J	18 U	17 U	12 U	11 U	11 U
1,1-Dichloroethene	10		11 U	11 U	10 U	18 U	17 U	12 U	11 U	11 U
1,1-Dichloroethane	10		11 U	11 U	4 J	18 U	17 U	12 U	11 U	11 U
1,2-Dichloroethene (total)	10		11 U	11 U	1 J	18 U	17 U	12 U	11 U	11 U
Chloroform	10		11 U	11 U	10 U	18 U	17 U	12 U	11 U	11 U
1,2-Dichloroethane	10		11 U	11 U	10 U	18 U	17 U	12 U	11 U	11 U
2-Butanone	10		11 U	11 U	10 U	18 U	17 U	12 U	11 U	11 U
1,1,1-Trichloroethane	10		11 U	11 U	3 J	18 U	17 U	12 U	11 U	11 U
Carbon Tetrachloride	10		11 U	11 U	10 U	18 U	17 U	12 U	11 U	11 U
Bromodichloromethane	10		11 U	11 U	10 U	18 U	17 U	12 U	11 U	11 U
1,2-Dichloropropane	10		11 U	11 U	10 U	18 U	17 U	12 U	11 U	11 U
cis-1,3-Dichloropropene	10		11 U	11 U	10 U	18 U	17 U	12 U	11 U	11 U
Trichloroethene	10		11 U	11 U	10 U	18 U	17 U	12 U	11 U	11 U
Dibromochloromethane	10		11 U	11 U	10 U	18 U	17 U	12 U	11 U	11 U
1,1,2-Trichloroethane	10		11 U	11 U	10 U	18 U	17 U	12 U	11 U	11 U
Benzene	10		11 U	11 U	10 U	18 U	17 U	12 U	11 U	11 U
trans-1,3-Dichloropropene	10		11 U	11 U	10 U	18 U	17 U	12 U	11 U	11 U
Bromoform	10		11 U	11 U	10 U	18 U	17 U	12 U	11 U	11 U
4-Methyl-2-Pentanone	10		11 U	11 U	10 UJ	18 U	17 U	12 U	11 U	11 U
2-Hexanone	10		11 U	11 U	10 UJ	18 U	17 U	12 U	11 U	11 U
Tetrachloroethene	10		11 U	11 U	6 J	18 U	17 U	12 U	11 U	11 U
1,1,2,2-Tetrachloroethane	10		11 U	11 U	10 UJ	18 U	17 U	12 U	11 U	11 U
Toluene	10		11 U	11 U	5 J	18 U	17 U	12 U	11 U	11 U
Chlorobenzene	10		11 U	11 U	10 UJ	18 U	17 U	12 U	11 U	11 U
Ethylbenzene	10		11 U	11 U	3 J	18 U	17 U	12 U	11 U	11 U
Styrene	10		11 U	11 U	10 UJ	18 U	17 U	12 U	11 U	11 U
Total Xylenes	10		11 U	11 U	3 J	18 U	17 U	12 U	11 U	11 U

Dilution Factor:	1.00	1.00	1.00	1.00	1.00	1.00	1.00	1.00	1.00
Percent Solids:	88	88	95	56	59	82	87	91	
Sample Volume\Weight (ml\g):	5.00	5.00	5.00	5.00	5.00	5.00	5.00	5.00	
Associated Method Blank:	P1217.D	P1217.D	P1198.D	P1240.D	P1240.D	P1217.D	P1217.D	P1217.D	
Associated Equipment Blank:	HFQ5XX4XXX94XX	HFQ5XX4XXX94XX	HFQ5XX4XXX94XX	HFQ5XX4XXX94XX	HFQ5XX5XXX94XX	HFQ5XX4XXX94XX	HFQ5XX4XXX94XX	HFQ5XX5XXX94XX	
Associated Field Blank:	-	-	-	-	-	-	-	-	
Associated Trip Blank:	-	-	-	-	-	-	-	-	

Site: SURFACE SOILS
U: not detected
J: estimated

Table 2
Validation / Summary Table

ANALYTE	SOW-3/90 - 11	CRQL	SS-122	SS-123	SS-124	SS-125
LOCATION:			SS-122	SS-123	SS-124	SS-125
ISIS ID:			HFSS122XXX94XX	HFSS123XXX94XX	HFSS124XXX94XX	HFSS125XXX94XX
LAB NUMBER:			2225916	2226503	2225917	2225920
DATE SAMPLED:			10/10/94	10/11/94	10/10/94	10/10/94
DATE ANALYZED:			10/15/94	10/15/94	10/15/94	10/17/94

Chloromethane	10		12 U	11 U	12 U	12 U
Bromomethane	10		12 U	11 U	12 U	12 U
Vinyl Chloride	10		12 U	11 U	12 U	12 U
Chloroethane	10		12 U	11 U	12 U	12 U
Methylene Chloride	10		12 U	11 U	12 U	12 U
Acetone	10		12 U	11 U	12 U	12 U
Carbon Disulfide	10		12 U	11 U	12 U	12 U
1,1-Dichloroethene	10		12 U	11 U	12 U	12 U
1,1-Dichloroethane	10		12 U	11 U	12 U	12 U
1,2-Dichloroethene (total)	10		12 U	11 U	12 U	12 U
Chloroform	10		12 U	11 U	12 U	12 U
1,2-Dichloroethane	10		12 U	11 U	12 U	12 U
2-Butanone	10		12 U	11 U	12 U	2 J
1,1,1-Trichloroethane	10		12 U	11 U	12 U	12 U
Carbon Tetrachloride	10		12 U	11 U	12 U	12 U
Bromodichloromethane	10		12 U	11 U	12 U	12 U
1,2-Dichloropropane	10		12 U	11 U	12 U	12 U
cis-1,3-Dichloropropene	10		12 U	11 U	12 U	12 U
Trichloroethene	10		12 U	11 U	12 U	12 U
Dibromochloromethane	10		12 U	11 U	12 U	12 U
1,1,2-Trichloroethane	10		12 U	11 U	12 U	12 U
Benzene	10		12 U	11 U	12 U	12 U
trans-1,3-Dichloropropene	10		12 U	11 U	12 U	12 U
Bromoform	10		12 U	11 U	12 U	12 U
4-Methyl-2-Pentanone	10		12 U	11 U	12 U	12 U
2-Hexanone	10		12 U	11 U	12 U	12 U
Tetrachloroethene	10		12 U	11 U	12 U	12 U
1,1,2,2-Tetrachloroethane	10		12 U	11 U	12 U	12 U
Toluene	10		12 U	11 U	12 U	12 U
Chlorobenzene	10		12 U	11 U	12 U	12 U
Ethylbenzene	10		12 U	11 U	12 U	12 U
Styrene	10		12 U	11 U	12 U	12 U
Total Xylenes	10		12 U	11 U	12 U	12 U

Dilution Factor:	1.00		1.00	1.00	1.00	1.00
Percent Solids:	86		91	82	81	
Sample Volume\Weight (ml\g):	5.00		5.00	5.00	5.00	
Associated Method Blank:	P1217.D		P1217.D	P1217.D	P1240.D	
Associated Equipment Blank:	HFQXXX4XXX94XX		HFQXXX5XXX94XX	HFQXXX4XXX94XX	HFQXXX4XXX94XX	
Associated Field Blank:	-		-	-	-	
Associated Trip Blank:	-		-	-	-	

Site: SURFACE SOILS

U: not detected

J: estimated

Table 1
Laboratory Report of Analysis

LOCATION:	SS-101 DUP	SS-101	SS-102	SS-103	SS-104	SS-105	SS-106	SS-107
ISIS ID:	HFSS101XXX94XX	HFSS101XXX94XX	HFSS102XXX94XX	HFSS103XXX94XX	HFSS104XXX94XX	HFSS105XXX94XX	HFSS106XXX94XX	HFSS107XXX94XX
LAB NUMBER:	2225904	2225901	2225905	2225906	2225907	2225908	2225909	2225910
DATE SAMPLED:	10/10/94	10/10/94	10/10/94	10/10/94	10/10/94	10/10/94	10/10/94	10/10/94
DATE EXTRACTED:	10/13/94	10/13/94	10/13/94	10/13/94	10/13/94	10/13/94	10/13/94	10/13/94
DATE ANALYZED:	11/07/94	11/07/94	11/07/94	11/07/94	11/07/94	11/07/94	11/07/94	11/16/94

ANALYTE	SOW-3/90 - II	CRQL	SS-101	SS-101	SS-102	SS-103	SS-104	SS-105	SS-106	SS-107
Phenol	330		400 U	400 U	400 U	370 U	390 U	370 U	380 U	380 U
bis(2-Chloroethyl)ether	330		400 U	400 U	400 U	370 U	390 U	370 U	380 U	380 U
2-Chlorophenol	330		400 U	400 U	400 U	370 U	390 U	370 U	380 U	380 U
1,3-Dichlorobenzene	330		400 U	400 U	400 U	370 U	390 U	370 U	380 U	380 U
1,4-Dichlorobenzene	330		400 U	400 U	400 U	370 U	390 U	370 U	380 U	380 U
1,2-Dichlorobenzene	330		400 U	400 U	400 U	370 U	390 U	370 U	380 U	380 U
2-Methylphenol	330		400 U	400 U	400 U	370 U	390 U	370 U	380 U	380 U
2,2'-oxybis(1-Chloropropane)	330		400 U	400 U	400 U	370 U	390 U	370 U	380 U	380 U
4-Methylphenol	330		400 U	400 U	400 U	370 U	390 U	370 U	380 U	380 U
N-Nitroso-di-n-propylamine	330		400 U	400 U	400 U	370 U	390 U	370 U	380 U	380 U
Hexachloroethane	330		400 U	400 U	400 U	370 U	390 U	370 U	380 U	380 U
Nitrobenzene	330		400 U	400 U	400 U	370 U	390 U	370 U	380 U	380 U
Isophorone	330		400 U	400 U	400 U	370 U	390 U	370 U	380 U	380 U
2-Nitrophenol	330		400 U	400 U	400 U	370 U	390 U	370 U	380 U	380 U
2,4-Dimethylphenol	330		400 U	400 U	400 U	370 U	390 U	370 U	380 U	380 U
bis(2-Chloroethoxy)methane	330		400 U	400 U	400 U	370 U	390 U	370 U	380 U	380 U
2,4-Dichlorophenol	330		400 U	400 U	400 U	370 U	390 U	370 U	380 U	380 U
1,2,4-Trichlorobenzene	330		400 U	400 U	400 U	370 U	390 U	370 U	380 U	380 U
Naphthalene	330		46 J	400 U	400 U	370 U	390 U	370 U	380 U	380 U
4-Chloroaniline	330		400 U	400 U	400 U	370 U	390 U	370 U	380 U	380 U
Hexachlorobutadiene	330		400 U	400 U	400 U	370 U	390 U	370 U	380 U	380 U
4-Chloro-3-Methylphenol	330		400 U	400 U	400 U	370 U	390 U	370 U	380 U	380 U
2-Methylnaphthalene	330		41 J	400 U	400 U	370 U	390 U	370 U	380 U	380 U
Hexachlorocyclopentadiene	330		400 U	400 U	400 U	370 U	390 U	370 U	380 U	380 U
2,4,6-Trichlorophenol	330		400 U	400 U	400 U	370 U	390 U	370 U	380 U	380 U
2,4,5-Trichlorophenol	800		950 U	950 U	960 U	880 U	930 U	900 U	910 U	920 U
2-Chloronaphthalene	330		400 U	400 U	400 U	370 U	390 U	370 U	380 U	380 U
2-Nitroaniline	800		950 U	950 U	960 U	880 U	930 U	900 U	910 U	920 U
Dimethylphthalate	330		400 U	400 U	400 U	370 U	390 U	370 U	380 U	380 U
Acenaphthylene	330		400 U	400 U	400 U	370 U	390 U	370 U	380 U	380 U
2,6-Dinitrotoluene	330		400 U	400 U	400 U	370 U	390 U	370 U	380 U	380 U

Site: SURFACE SOILS

U: not detected E: interference D: diluted result

J: estimated B: blank contamination

Table 1
Laboratory Report of Analysis

LOCATION:	SS-101 DUP	SS-101	SS-102	SS-103	SS-104	SS-105	SS-106	SS-107
ISIS ID:	HFSS101XXX94XD	HFSS101XXX94XX	HFSS102XXX94XX	HFSS103XXX94XX	HFSS104XXX94XX	HFSS105XXX94XX	HFSS106XXX94XX	HFSS107XXX94XX
LAB NUMBER:	2225904	2225901	2225905	2225906	2225907	2225908	2225909	2225910
DATE SAMPLED:	10/10/94	10/10/94	10/10/94	10/10/94	10/10/94	10/10/94	10/10/94	10/10/94
DATE EXTRACTED:	10/13/94	10/13/94	10/13/94	10/13/94	10/13/94	10/13/94	10/13/94	10/13/94
DATE ANALYZED:	11/07/94	11/07/94	11/07/94	11/07/94	11/07/94	11/07/94	11/07/94	11/16/94

ANALYTE	SOW-3/90 - II	CRQL								
3-Nitroaniline	800	950 U	950 U	960 U	880 U	930 U	900 U	910 U	920 U	
Acenaphthene	330	400 U	400 U	400 U	370 U	390 U	370 U	380 U	380 U	
2,4-Dinitrophenol	800	950 U	950 U	960 U	880 U	930 U	900 U	910 U	920 U	
4-Nitrophenol	800	950 U	950 U	960 U	880 U	930 U	900 U	910 U	920 U	
Dibenzofuran	330	400 U	400 U	400 U	370 U	390 U	370 U	380 U	380 U	
2,4-Dinitrotoluene	330	400 U	400 U	400 U	370 U	390 U	370 U	380 U	380 U	
Diethylphthalate	330	400 U	400 U	400 U	370 U	390 U	370 U	380 U	380 U	
4-Chlorophenyl-phenylether	330	400 U	400 U	400 U	370 U	390 U	370 U	380 U	380 U	
Fluorene	330	400 U	400 U	400 U	370 U	390 U	370 U	380 U	380 U	
4-Nitroaniline	800	950 U	950 U	960 U	880 U	930 U	900 U	910 U	920 U	
4,6-Dinitro-2-methylphenol	800	950 U	950 U	960 U	880 U	930 U	900 U	910 U	920 U	
N-Nitrosodiphenylamine	330	400 U	400 U	400 U	370 U	390 U	370 U	380 U	380 U	
4-Bromophenyl-phenylether	330	400 U	400 U	400 U	370 U	390 U	370 U	380 U	380 U	
Hexachlorobenzene	330	400 U	400 U	400 U	370 U	390 U	370 U	380 U	380 U	
Pentachlorophenol	800	950 U	950 U	960 U	880 U	930 U	900 U	910 U	920 U	
Phenanthrene	330	160 J	160 J	160 J	370 U	200 J	290 J	200 J	130 J	
Anthracene	330	400 U	400 U	60 J	370 U	49 J	62 J	42 J	380 U	
Carbazole	330	400 U	400 U	400 U	370 U	390 U	370 U	380 U	380 U	
Di-n-butylphthalate	330	400 U	400 U	400 U	370 U	390 U	370 U	380 U	380 U	
Fluoranthene	330	180 J	190 J	240 J	370 U	170 J	640	480	290 J	
Pyrene	330	230 J	210 J	270 J	370 U	210 J	600	490	240 J	
Butylbenzylphthalate	330	400 U	400 U	400 U	370 U	390 U	370 U	380 U	380 U	
3,3'-Dichlorobenzidine	330	400 U	400 U	400 U	370 U	390 U	370 U	380 U	380 U	
Benzo(a)Anthracene	330	120 J	110 J	150 J	370 U	110 J	400	360 J	190 J	
Chrysene	330	260 J	240 J	300 J	370 U	220 J	500	490	260 J	
bis(2-Ethylhexyl)phthalate	330	45 J	47 J	400 U	370 U	390 U	370 U	70 J	52 J	
Di-n-octylphthalate	330	400 U	400 U	400 U	370 U	390 U	370 U	380 U	380 U	
Benzo(b)Fluoranthene	330	290 J	190 J	320 J	370 U	230 J	540	540	340 J	
Benzo(k)Fluoranthene	330	140 J	120 J	120 J	370 U	73 J	370 J	450	190 J	
Benzo(a)Pyrene	330	53 J	52 J	85 J	370 U	60 J	420	490	270 J	
Indeno(1,2,3-c,d)Pyrene	330	55 J	60 J	66 J	370 U	42 J	240 J	220 J	140 J	
Dibenz(a,h)Anthracene	330	400 U	400 U	400 U	370 U	390 U	370 U	380 U	40 J	
Benzo(g,h,i)perylene	330	70 J	70 J	94 J	370 U	61 J	240 J	230 J	120 J	

Dilution Factor:	1.00	1.00	1.00	1.00	1.00	1.00	1.00	1.00	1.00
Percent Solids:	84	84	83	91	86	89	88	87	
Sample Volume/Weight (ml/g):	30.0	30.0	30.0	30.0	30.0	30.0	30.0	30.0	30.0
Associated Method Blank:	S1268.D	S1268.D	S1268.D	S1268.D	S1268.D	S1268.D	S1268.D	S1268.D	S1268.D
Associated Equipment Blank:	HFQSSX1XXX94XX	HFQSSX1XXX94XX	HFQSSX1XXX94XX	HFQSSX1XXX94XX	HFQSSX1XXX94XX	HFQSSX1XXX94XX	HFQSSX1XXX94XX	HFQSSX1XXX94XX	HFQSSX1XXX94XX
Associated Field Blank:	-	-	-	-	-	-	-	-	-

Site: SURFACE SOILS

U: not detected E: interference D: diluted result
J: estimated B: blank contamination

Table 1
Laboratory Report of Analysis

LOCATION:	SS-108	SS-109	SS-109	SS-110	SS-111 DUP	SS-111 DUP	SS-111	SS-111
ISIS ID:	HFSS108XXX94XX	HFSS109XXX94XX	HFSS109XXX94XX	HFSS110XXX94XX	HFSS111XXX94XD	HFSS111XXX94XD	HFSS111XXX94XX	HFSS111XXX94XX
LAB NUMBER:	2225911	2226502	2226502 R	2226501	2226519	2226519 R	2226516	2226516 R
DATE SAMPLED:	10/10/94	10/11/94	10/11/94	10/11/94	10/11/94	10/11/94	10/11/94	10/11/94
DATE EXTRACTED:	10/13/94	10/14/94	10/14/94	10/14/94	10/14/94	10/14/94	10/14/94	10/14/94
DATE ANALYZED:	11/18/94	11/09/94	11/14/94	11/14/94	11/15/94	11/16/94	11/15/94	11/16/94

ANALYTE	SOW-3/90 - II	CRQL	SS-108	SS-109	SS-109	SS-110	SS-111 DUP	SS-111 DUP	SS-111	SS-111
Phenol	330		480 U	4600 U	4600 U	330 U	390 U	390 U	390 U	390 U
bis(2-Chloroethyl)ether	330		480 U	4600 U	4600 U	330 U	390 U	390 U	390 U	390 U
2-Chlorophenol	330		480 U	4600 U	4600 U	330 U	390 U	390 U	390 U	390 U
1,3-Dichlorobenzene	330		480 U	4600 U	4600 U	330 U	390 U	390 U	390 U	390 U
1,4-Dichlorobenzene	330		480 U	4600 U	4600 U	330 U	390 U	390 U	390 U	390 U
1,2-Dichlorobenzene	330		480 U	4600 U	4600 U	330 U	390 U	390 U	390 U	390 U
2-Methylphenol	330		480 U	4600 U	4600 U	330 U	390 U	390 U	390 U	390 U
2,2'-oxybis(1-Chloropropane)	330		480 U	4600 U	4600 U	330 U	390 U	390 U	390 U	390 U
4-Methylphenol	330		480 U	4600 U	4600 U	330 U	390 U	390 U	390 U	390 U
N-Nitroso-di-n-propylamine	330		480 U	4600 U	4600 U	330 U	390 U	390 U	390 U	390 U
Hexachloroethane	330		480 U	4600 U	4600 U	330 U	390 U	390 U	390 U	390 U
Nitrobenzene	330		480 U	4600 U	4600 U	330 U	390 U	39 J	390 U	390 U
Isophorone	330		480 U	4600 U	4600 U	330 U	390 U	390 U	390 U	390 U
2-Nitrophenol	330		480 U	4600 U	4600 U	330 U	390 U	390 U	390 U	390 U
2,4-Dimethylphenol	330		480 U	4600 U	4600 U	330 U	390 U	390 U	390 U	390 U
bis(2-Chloroethoxy)methane	330		480 U	4600 U	4600 U	330 U	390 U	390 U	390 U	390 U
2,4-Dichlorophenol	330		480 U	4600 U	4600 U	330 U	390 U	390 U	390 U	390 U
1,2,4-Trichlorobenzene	330		480 U	4600 U	4600 U	330 U	390 U	390 U	390 U	390 U
Naphthalene	330		480 U	500 J	4600 U	60 J	89 J	85 J	110 J	110 J
4-Chloroaniline	330		480 U	4600 U	4600 U	330 U	390 U	390 U	390 U	390 U
Hexachlorobutadiene	330		480 U	4600 U	4600 U	330 U	390 U	390 U	390 U	390 U
4-Chloro-3-Methylphenol	330		480 U	4600 U	4600 U	330 U	390 U	390 U	390 U	390 U
2-Methylnaphthalene	330		480 U	4600 U	4600 U	51 J	94 J	97 J	140 J	140 J
Hexachlorocyclopentadiene	330		480 U	4600 U	4600 U	330 U	390 U	390 U	390 U	390 U
2,4,6-Trichlorophenol	330		480 U	4600 U	4600 U	330 U	390 U	390 U	390 U	390 U
2,4,5-Trichlorophenol	800		1100 U	11000 U	11000 U	800 U	930 U	930 U	940 U	940 U
2-Chloronaphthalene	330		480 U	4600 U	4600 U	330 U	390 U	390 U	390 U	390 U
2-Nitroaniline	800		1100 U	11000 U	11000 U	800 U	930 U	930 U	940 U	940 U
Dimethylphthalate	330		480 U	4600 U	4600 U	330 U	390 U	390 U	390 U	390 U
Acenaphthylene	330		480 U	4600 U	4600 U	39 J	390 U	390 U	44 J	46 J
2,6-Dinitrotoluene	330		480 U	4600 U	4600 U	330 U	390 U	390 U	390 U	390 U

Site: SURFACE SOILS
 U: not detected E: interference D: diluted result
 J: estimated B: blank contamination

Table 1
Laboratory Report of Analysis

LOCATION:	SS-108	SS-109	SS-109	SS-110	SS-111 DUP	SS-111 DUP	SS-111	SS-111
ISIS ID:	HFSS108XXX94XX	HFSS109XXX94XX	HFSS109XXX94XX	HFSS110XXX94XX	HFSS111XXX94XD	HFSS111XXX94XD	HFSS111XXX94XX	HFSS111XXX94XX
LAB NUMBER:	2225911	2226502	2226502 R	2226501	2226519	2226519 R	2226516	2226516 R
DATE SAMPLED:	10/10/94	10/11/94	10/11/94	10/11/94	10/11/94	10/11/94	10/11/94	10/11/94
DATE EXTRACTED:	10/13/94	10/14/94	10/14/94	10/14/94	10/14/94	10/14/94	10/14/94	10/14/94
DATE ANALYZED:	11/18/94	11/09/94	11/14/94	11/14/94	11/15/94	11/16/94	11/15/94	11/16/94

ANALYTE	SOW-3/90 - II	CRQL	SS-108	SS-109	SS-109	SS-110	SS-111 DUP	SS-111 DUP	SS-111	SS-111
3-Nitroaniline	800		1100 U	11000 U	11000 U	800 U	930 U	930 U	940 U	940 U
Acenaphthene	330		480 U	3700 J	3600 J	330 U	43 J	390 U	56 J	51 J
2,4-Dinitrophenol	800		1100 U	11000 U	11000 U	800 U	930 U	930 U	940 U	940 U
4-Nitrophenol	800		1100 U	11000 U	11000 U	800 U	930 U	930 U	940 U	940 U
Dibenzofuran	330		480 U	4600 U	4600 U	330 U	61 J	53 J	88 J	78 J
2,4-Dinitrotoluene	330		480 U	4600 U	4600 U	330 U	390 U	390 U	390 U	390 U
Diethylphthalate	330		480 U	4600 U	4600 U	330 U	390 U	390 U	390 U	390 U
4-Chlorophenyl-phenylether	330		480 U	4600 U	4600 U	330 U	390 U	390 U	390 U	390 U
Fluorene	330		480 U	700 J	630 J	330 U	55 J	49 J	82 J	75 J
4-Nitroaniline	800		1100 U	11000 U	11000 U	800 U	400 J	930 U	270 J	940 U
4,6-Dinitro-2-methylphenol	800		1100 U	11000 U	11000 U	800 U	930 U	930 U	940 U	940 U
N-Nitrosodiphenylamine	330		480 U	4600 U	4600 U	330 U	390 U	390 U	390 U	390 U
4-Bromophenyl-phenylether	330		480 U	4600 U	4600 U	330 U	390 U	390 U	390 U	390 U
Hexachlorobenzene	330		480 U	4600 U	4600 U	330 U	390 U	390 U	390 U	390 U
Pentachlorophenol	800		1100 U	11000 U	11000 U	800 U	930 U	930 U	940 U	940 U
Phenanthrene	330		210 J	3400 J	3500 J	160 J	490	490	760	790
Anthracene	330		480 U	1000 J	920 J	330 U	100 J	92 J	160 J	150 J
Carbazole	330		480 U	4600 U	4600 U	330 U	42 J	390 U	69 J	63 J
Di-n-butylphthalate	330		480 U	4600 U	4600 U	330 U	390 U	390 U	390 U	390 U
Fluoranthene	330		250 J	8000	7300	230 J	470	640	760	980
Pyrene	330		340 J	9700	8200	300 J	1400	1000	2400	1700
Butylbenzylphthalate	330		480 U	4600 U	4600 U	330 U	390 U	390 U	390 U	390 U
3,3'-Dichlorobenzidine	330		480 U	4600 U	4600 U	330 U	390 U	390 U	390 U	390 U
Benzo(a)Anthracene	330		170 J	7600	7800	150 J	330 J	290 J	580	500
Chrysene	330		260 J	8500	8100	230 J	410	380 J	700	630
bis(2-Ethylhexyl)phthalate	330		130 J	4600 U	4600 U	37 JB	210 JB	160 JB	300 JB	240 JB
Di-n-octylphthalate	330		480 U	4600 U	4600 U	330 U	52 J	58 J	390 U	390 U
Benzo(b)Fluoranthene	330		230 J	12000	12000	220 J	370 J	360 J	450	610
Benzo(k)Fluoranthene	330		180 J	13000	3800 J	150 J	260 J	290 J	380 J	350 J
Benzo(a)Pyrene	330		150 J	15000	11000	140 J	220 J	260 J	360 J	410
Indeno(1,2,3-c,d)Pyrene	330		81 J	8300	6700	110 J	140 J	92 J	220 J	150 J
Dibenz(a,h)Anthracene	330		480 U	1500 J	2000 J	330 U	390 U	390 U	390 U	41 J
Benzo(g,h,i)perylene	330		82 J	5300	5200	88 J	110 J	58 J	150 J	100 J

Dilution Factor:	1.00	10.0	10.0	1.00	1.00	1.00	1.00	1.00	1.00
Percent Solids:	70	72	72	100	86	86	85	85	85
Sample Volume\Weight (ml\g):	30.0	30.0	30.0	30.0	30.0	30.0	30.0	30.0	30.0
Associated Method Blank:	S1268.D	S1316.D	S1316.D	S1316.D	S1316.D	S1316.D	S1316.D	S1316.D	S1316.D
Associated Equipment Blank:	HFQSSX1XXX94XX	HFQSSX5XXX94XX	HFQSSX5XXX94XX	HFQSSX5XXX94XX	HFQSSX5XXX94XX	HFQSSX5XXX94XX	HFQSSX5XXX94XX	HFQSSX5XXX94XX	HFQSSX5XXX94XX
Associated Field Blank:									

Site: SURFACE SOILS

U: not detected E: interference D: diluted result
J: estimated B: blank contamination

Table 1
Laboratory Report of Analysis

LOCATION:	SS-112	SS-113	SS-114	SS-115 DUP	SS-115 DUP	SS-115	SS-115	SS-116
ISIS ID:	HFSS112XXX94XX	HFSS113XXX94XX	HFSS114XXX94XX	HFSS115XXX94XD	HFSS115XXX94XD	HFSS115XXX94XX	HFSS115XXX94XX	HFSS116XXX94XX
LAB NUMBER:	2226515	2226514	2226513	2225913	2225913 R	2225912	2225912 R	2225914
DATE SAMPLED:	10/11/94	10/11/94	10/11/94	10/10/94	10/10/94	10/10/94	10/10/94	10/10/94
DATE EXTRACTED:	10/14/94	10/14/94	10/14/94	10/13/94	10/13/94	10/13/94	10/13/94	10/13/94
DATE ANALYZED:	11/15/94	11/15/94	11/15/94	11/08/94	11/18/94	11/08/94	11/18/94	11/08/94

ANALYTE	SOW-3/90 - II	CRQL	SS-112	SS-113	SS-114	SS-115 DUP	SS-115 DUP	SS-115	SS-115	SS-116
Phenol	330		760 U	8100 U	380 U	380 U	380 U	380 U	380 U	1800 U
bis(2-Chloroethyl)ether	330		760 U	8100 U	380 U	380 U	380 U	380 U	380 U	1800 U
2-Chlorophenol	330		760 U	8100 U	380 U	380 U	380 U	380 U	380 U	1800 U
1,3-Dichlorobenzene	330		760 U	8100 U	380 U	380 U	380 U	380 U	380 U	1800 U
1,4-Dichlorobenzene	330		760 U	8100 U	380 U	380 U	380 U	380 U	380 U	1800 U
1,2-Dichlorobenzene	330		760 U	8100 U	380 U	380 U	380 U	380 U	380 U	1800 U
2-Methylphenol	330		760 U	8100 U	380 U	380 U	380 U	380 U	380 U	1800 U
2,2'-oxybis(1-Chloropropane)	330		760 U	8100 U	380 U	380 U	380 U	380 U	380 U	1800 U
4-Methylphenol	330		760 U	8100 U	380 U	380 U	380 U	380 U	380 U	1800 U
N-Nitroso-di-n-propylamine	330		760 U	8100 U	380 U	380 U	380 U	380 U	380 U	1800 U
Hexachloroethane	330		760 U	8100 U	380 U	380 U	380 U	380 U	380 U	1800 U
Nitrobenzene	330		760 U	8100 U	380 U	380 U	380 U	380 U	380 U	1800 U
Isophorone	330		760 U	8100 U	380 U	380 U	380 U	380 U	380 U	1800 U
2-Nitrophenol	330		760 U	8100 U	380 U	380 U	380 U	380 U	380 U	1800 U
2,4-Dimethylphenol	330		760 U	8100 U	380 U	380 U	380 U	380 U	380 U	1800 U
bis(2-Chloroethoxy)methane	330		760 U	8100 U	380 U	380 U	380 U	380 U	380 U	1800 U
2,4-Dichlorophenol	330		760 U	8100 U	380 U	380 U	380 U	380 U	380 U	1800 U
1,2,4-Trichlorobenzene	330		760 U	8100 U	380 U	380 U	380 U	380 U	380 U	1800 U
Naphthalene	330		140 J	1100 J	150 J	82 J	69 J	160 J	120 J	1800 U
4-Chloroaniline	330		760 U	8100 U	380 U	380 U	380 U	380 U	380 U	1800 U
Hexachlorobutadiene	330		760 U	8100 U	380 U	380 U	380 U	380 U	380 U	1800 U
4-Chloro-3-Methylphenol	330		760 U	8100 U	380 U	380 U	380 U	380 U	380 U	1800 U
2-Methylnaphthalene	330		140 J	8100 U	180 J	74 J	62 J	91 J	71 J	250 J
Hexachlorocyclopentadiene	330		760 U	8100 U	380 U	380 U	380 U	380 U	380 U	1800 U
2,4,6-Trichlorophenol	330		760 U	8100 U	380 U	380 U	380 U	380 U	380 U	1800 U
2,4,5-Trichlorophenol	800		1800 U	20000 U	920 U	910 U	910 U	910 U	910 U	4200 U
2-Chloronaphthalene	330		760 U	8100 U	380 U	380 U	380 U	380 U	380 U	1800 U
2-Nitroaniline	800		1800 U	20000 U	920 U	910 U	910 U	910 U	910 U	4200 U
Dimethylphthalate	330		760 U	8100 U	380 U	380 U	380 U	380 U	380 U	1800 U
Acenaphthylene	330		120 J	8100 U	120 J	380 U	380 U	380 U	380 U	1800 U
2,6-Dinitrotoluene	330		760 U	8100 U	380 U	380 U	380 U	380 U	380 U	1800 U

Site: SURFACE SOILS
 U: not detected E: interference D: diluted result
 J: estimated B: blank contamination

Table 1
Laboratory Report of Analysis

LOCATION:	SS-112	SS-113	SS-114	SS-115 DUP	SS-115 DUP	SS-115	SS-115	SS-116
ISIS ID:	HFSS112XXX94XX	HFSS113XXX94XX	HFSS114XXX94XX	HFSS115XXX94XD	HFSS115XXX94XD	HFSS115XXX94XX	HFSS115XXX94XX	HFSS116XXX94XX
LAB NUMBER:	2226515	2226514	2226513	2225913	2225913 R	2225912	2225912 R	2225914
DATE SAMPLED:	10/11/94	10/11/94	10/11/94	10/10/94	10/10/94	10/10/94	10/10/94	10/10/94
DATE EXTRACTED:	10/14/94	10/14/94	10/14/94	10/13/94	10/13/94	10/13/94	10/13/94	10/13/94
DATE ANALYZED:	11/15/94	11/15/94	11/15/94	11/08/94	11/18/94	11/08/94	11/18/94	11/08/94

ANALYTE	SOW-3/90 - II	CRQL								
3-Nitroaniline	800	1800 U	20000 U	920 U	910 U	910 U	910 U	910 U	910 U	4200 U
Acenaphthene	330	83 J	1500 J	380 U	380 U	380 U	380 U	380 U	380 U	1800 U
2,4-Dinitrophenol	800	1800 U	20000 U	920 U	910 U	910 U	910 U	910 U	910 U	4200 U
4-Nitrophenol	800	1800 U	20000 U	920 U	910 U	910 U	910 U	910 U	910 U	4200 U
Dibenzofuran	330	110 J	1100 J	64 J	380 U	380 U	39 J	380 U	380 U	1800 U
2,4-Dinitrotoluene	330	760 U	8100 U	380 U	380 U	380 U	380 U	380 U	380 U	1800 U
Diethylphthalate	330	760 U	8100 U	380 U	380 U	380 U	380 U	380 U	380 U	1800 U
4-Chlorophenyl-phenylether	330	760 U	8100 U	380 U	380 U	380 U	380 U	380 U	380 U	1800 U
Fluorene	330	95 J	2100 J	380 U	380 U	380 U	380 U	380 U	380 U	1800 U
4-Nitroaniline	800	1800 U	20000 U	920 U	910 U	910 U	910 U	910 U	910 U	4200 U
4,6-Dinitro-2-methylphenol	800	1800 U	20000 U	920 U	910 U	910 U	910 U	910 U	910 U	4200 U
N-Nitrosodiphenylamine	330	760 U	8100 U	380 U	380 U	380 U	380 U	380 U	380 U	790 J
4-Bromophenyl-phenylether	330	760 U	8100 U	380 U	380 U	380 U	380 U	380 U	380 U	1800 U
Hexachlorobenzene	330	760 U	8100 U	380 U	380 U	380 U	380 U	380 U	380 U	1800 U
Pentachlorophenol	800	1800 U	20000 U	920 U	910 U	910 U	910 U	910 U	910 U	4200 U
Phenanthrene	330	790	14000	220 J	210 J	200 J	260 J	220 J	220 J	510 J
Anthracene	330	200 J	3300 J	380 U	380 U	380 U	40 J	380 U	380 U	1800 U
Carbazole	330	760 U	1200 J	380 U	380 U	380 U	380 U	380 U	380 U	1800 U
Di-n-butylphthalate	330	760 U	8100 U	380 U	380 U	380 U	380 U	380 U	380 U	1800 U
Fluoranthene	330	940	12000	94 J	530	500	610	520	520	270 J
Pyrene	330	2000	24000	880	750	670	860	700	700	660 J
Butylbenzylphthalate	330	760 U	8100 U	170 J	380 U	380 U	380 U	380 U	380 U	1800 U
3,3'-Dichlorobenzidine	330	760 U	8100 U	380 U	380 U	380 U	380 U	380 U	380 U	1800 U
Benzo(a)Anthracene	330	540 J	4900 J	200 J	460	400	520	400	400	1800 U
Chrysene	330	700 J	5400 J	370 J	640	580	740	570	570	290 J
bis(2-Ethylhexyl)phthalate	330	280 JB	8100 U	76 JB	96 J	82 J	93 J	76 J	76 J	270 J
Di-n-octylphthalate	330	760 U	8100 U	150 J	380 U	380 U	380 U	380 U	380 U	1800 U
Benzo(b)Fluoranthene	330	380 J	2000 J	330 J	660	630	780	670	670	270 J
Benzo(k)Fluoranthene	330	400 J	1800 J	330 J	660	440	630	440	440	1800 U
Benzo(a)Pyrene	330	260 J	1600 J	210 J	600	460	700	500	500	1800 U
Indeno(1,2,3-c,d)Pyrene	330	180 J	950 J	310 J	300 J	210 J	330 J	240 J	240 J	220 J
Dibenz(a,h)Anthracene	330	760 U	8100 U	380 U	380 U	40 J	380 U	44 J	44 J	1800 U
Benzo(g,h,i)perylene	330	120 J	8100 U	320 J	270 J	180 J	320 J	210 J	210 J	1800 U

Dilution Factor:	2.00	20.0	1.00	1.00	1.00	1.00	1.00	1.00	5.00
Percent Solids:	88	82	87	88	88	88	88	88	95
Sample Volume/Weight (ml/g):	30.0	30.0	30.0	30.0	30.0	30.0	30.0	30.0	30.0
Associated Method Blank:	S1316.D	S1316.D	S1316.D	S1268.D	S1268.D	S1268.D	S1268.D	S1268.D	S1268.D
Associated Equipment Blank:	HFQ5XX5XXX94XX	HFQ5XX5XXX94XX	HFQ5XX4XXX94XX	HFQ5XX4XXX94XX	HFQ5XX4XXX94XX	HFQ5XX4XXX94XX	HFQ5XX4XXX94XX	HFQ5XX4XXX94XX	HFQ5XX4XXX94XX
Associated Field Blank:									

Site: SURFACE SOILS
 U: not detected E: interference D: diluted result
 J: estimated B: blank contamination

Table 1
Laboratory Report of Analysis

LOCATION:	SS-108	SS-109	SS-109	SS-110	SS-111 DUP	SS-111 DUP	SS-111	SS-111
ISIS ID:	HFSS108XXX94XX	HFSS109XXX94XX	HFSS109XXX94XX	HFSS110XXX94XX	HFSS111XXX94XD	HFSS111XXX94XD	HFSS111XXX94XX	HFSS111XXX94XX
LAB NUMBER:	2225911	2226502	2226502 R	2226501	2226519	2226519 R	2226516	2226516 R
DATE SAMPLED:	10/10/94	10/11/94	10/11/94	10/11/94	10/11/94	10/11/94	10/11/94	10/11/94
DATE EXTRACTED:	10/13/94	10/14/94	10/14/94	10/14/94	10/14/94	10/14/94	10/14/94	10/14/94
DATE ANALYZED:	11/18/94	11/09/94	11/14/94	11/14/94	11/15/94	11/16/94	11/15/94	11/16/94

ANALYTE	SOW-3/90 - II	CRQL	SS-108	SS-109	SS-109	SS-110	SS-111 DUP	SS-111 DUP	SS-111	SS-111
Phenol	330		480 U	4600 U	4600 U	330 U	390 U	390 U	390 U	390 U
bis(2-Chloroethyl)ether	330		480 U	4600 U	4600 U	330 U	390 U	390 U	390 U	390 U
2-Chlorophenol	330		480 U	4600 U	4600 U	330 U	390 U	390 U	390 U	390 U
1,3-Dichlorobenzene	330		480 U	4600 U	4600 U	330 U	390 U	390 U	390 U	390 U
1,4-Dichlorobenzene	330		480 U	4600 U	4600 U	330 U	390 U	390 U	390 U	390 U
1,2-Dichlorobenzene	330		480 U	4600 U	4600 U	330 U	390 U	390 U	390 U	390 U
2-Methylphenol	330		480 U	4600 U	4600 U	330 U	390 U	390 U	390 U	390 U
2,2'-oxybis(1-Chloropropane)	330		480 U	4600 U	4600 U	330 U	390 U	390 U	390 U	390 U
4-Methylphenol	330		480 U	4600 U	4600 U	330 U	390 U	390 U	390 U	390 U
N-Nitroso-di-n-propylamine	330		480 U	4600 U	4600 U	330 U	390 U	390 U	390 U	390 U
Hexachloroethane	330		480 U	4600 U	4600 U	330 U	390 U	390 U	390 U	390 U
Nitrobenzene	330		480 U	4600 U	4600 U	330 U	390 U	39 J	390 U	390 U
Isophorone	330		480 U	4600 U	4600 U	330 U	390 U	390 U	390 U	390 U
2-Nitrophenol	330		480 U	4600 U	4600 U	330 U	390 U	390 U	390 U	390 U
2,4-Dimethylphenol	330		480 U	4600 U	4600 U	330 U	390 U	390 U	390 U	390 U
bis(2-Chloroethoxy)methane	330		480 U	4600 U	4600 U	330 U	390 U	390 U	390 U	390 U
2,4-Dichlorophenol	330		480 U	4600 U	4600 U	330 U	390 U	390 U	390 U	390 U
1,2,4-Trichlorobenzene	330		480 U	4600 U	4600 U	330 U	390 U	390 U	390 U	390 U
Naphthalene	330		480 U	500 J	4600 U	60 J	89 J	85 J	110 J	110 J
4-Chloroaniline	330		480 U	4600 U	4600 U	330 U	390 U	390 U	390 U	390 U
Hexachlorobutadiene	330		480 U	4600 U	4600 U	330 U	390 U	390 U	390 U	390 U
4-Chloro-3-Methylphenol	330		480 U	4600 U	4600 U	330 U	390 U	390 U	390 U	390 U
2-Methylnaphthalene	330		480 U	4600 U	4600 U	51 J	94 J	97 J	140 J	140 J
Hexachlorocyclopentadiene	330		480 U	4600 U	4600 U	330 U	390 U	390 U	390 U	390 U
2,4,6-Trichlorophenol	330		480 U	4600 U	4600 U	330 U	390 U	390 U	390 U	390 U
2,4,5-Trichlorophenol	800		1100 U	11000 U	11000 U	800 U	930 U	930 U	940 U	940 U
2-Chloronaphthalene	330		480 U	4600 U	4600 U	330 U	390 U	390 U	390 U	390 U
2-Nitroaniline	800		1100 U	11000 U	11000 U	800 U	930 U	930 U	940 U	940 U
Dimethylphthalate	330		480 U	4600 U	4600 U	330 U	390 U	390 U	390 U	390 U
Acenaphthylene	330		480 U	4600 U	4600 U	39 J	390 U	390 U	44 J	46 J
2,6-Dinitrotoluene	330		480 U	4600 U	4600 U	330 U	390 U	390 U	390 U	390 U

Site: SURFACE SOILS
 U: not detected E: interference D: diluted result
 J: estimated B: blank contamination

Table 1
Laboratory Report of Analysis

LOCATION:	SS-108	SS-109	SS-109	SS-110	SS-111 DUP	SS-111 DUP	SS-111	SS-111
ISIS ID:	HFSS108XXX94XX	HFSS109XXX94XX	HFSS109XXX94XX	HFSS110XXX94XX	HFSS111XXX94XD	HFSS111XXX94XD	HFSS111XXX94XX	HFSS111XXX94XX
LAB NUMBER:	2225911	2226502	2226502 R	2226501	2226519	2226519 R	2226516	2226516 R
DATE SAMPLED:	10/10/94	10/11/94	10/11/94	10/11/94	10/11/94	10/11/94	10/11/94	10/11/94
DATE EXTRACTED:	10/13/94	10/14/94	10/14/94	10/14/94	10/14/94	10/14/94	10/14/94	10/14/94
DATE ANALYZED:	11/18/94	11/09/94	11/14/94	11/14/94	11/15/94	11/16/94	11/15/94	11/16/94

ANALYTE	SOW-3/90 - II	CRQL							
3-Nitroaniline	800	1100 U	11000 U	11000 U	800 U	930 U	930 U	940 U	940 U
Acenaphthene	330	480 U	3700 J	3600 J	330 U	43 J	390 U	56 J	51 J
2,4-Dinitrophenol	800	1100 U	11000 U	11000 U	800 U	930 U	930 U	940 U	940 U
4-Nitrophenol	800	1100 U	11000 U	11000 U	800 U	930 U	930 U	940 U	940 U
Dibenzofuran	330	480 U	4600 U	4600 U	330 U	61 J	53 J	88 J	78 J
2,4-Dinitrotoluene	330	480 U	4600 U	4600 U	330 U	390 U	390 U	390 U	390 U
Diethylphthalate	330	480 U	4600 U	4600 U	330 U	390 U	390 U	390 U	390 U
4-Chlorophenyl-phenylether	330	480 U	4600 U	4600 U	330 U	390 U	390 U	390 U	390 U
Fluorene	330	480 U	700 J	630 J	330 U	55 J	49 J	82 J	75 J
4-Nitroaniline	800	1100 U	11000 U	11000 U	800 U	400 J	930 U	270 J	940 U
4,6-Dinitro-2-methylphenol	800	1100 U	11000 U	11000 U	800 U	930 U	930 U	940 U	940 U
N-Nitrosodiphenylamine	330	480 U	4600 U	4600 U	330 U	390 U	390 U	390 U	390 U
4-Bromophenyl-phenylether	330	480 U	4600 U	4600 U	330 U	390 U	390 U	390 U	390 U
Hexachlorobenzene	330	480 U	4600 U	4600 U	330 U	390 U	390 U	390 U	390 U
Pentachlorophenol	800	1100 U	11000 U	11000 U	800 U	930 U	930 U	940 U	940 U
Phenanthrene	330	210 J	3400 J	3500 J	160 J	490	490	760	790
Anthracene	330	480 U	1000 J	920 J	330 U	100 J	92 J	160 J	150 J
Carbazole	330	480 U	4600 U	4600 U	330 U	42 J	390 U	69 J	63 J
Di-n-butylphthalate	330	480 U	4600 U	4600 U	330 U	390 U	390 U	390 U	390 U
Fluoranthene	330	250 J	8000	7300	230 J	470	640	760	980
Pyrene	330	340 J	9700	8200	300 J	1400	1000	2400	1700
Butylbenzylphthalate	330	480 U	4600 U	4600 U	330 U	390 U	390 U	390 U	390 U
3,3'-Dichlorobenzidine	330	480 U	4600 U	4600 U	330 U	390 U	390 U	390 U	390 U
Benzo(a)Anthracene	330	170 J	7600	7800	150 J	330 J	290 J	580	500
Chrysene	330	260 J	8500	8100	230 J	410	380 J	700	630
bis(2-Ethylhexyl)phthalate	330	130 J	4600 U	4600 U	37 JB	210 JB	160 JB	300 JB	240 JB
Di-n-octylphthalate	330	480 U	4600 U	4600 U	330 U	52 J	58 J	390 U	390 U
Benzo(b)Fluoranthene	330	230 J	12000	12000	220 J	370 J	360 J	450	610
Benzo(k)Fluoranthene	330	180 J	13000	3800 J	150 J	260 J	290 J	380 J	350 J
Benzo(a)Pyrene	330	150 J	15000	11000	140 J	220 J	260 J	360 J	410
Indeno(1,2,3-c,d)Pyrene	330	81 J	8300	6700	110 J	140 J	92 J	220 J	150 J
Dibenz(a,h)Anthracene	330	480 U	1500 J	2000 J	330 U	390 U	390 U	390 U	41 J
Benzo(g,h,i)perylene	330	82 J	5300	5200	88 J	110 J	58 J	150 J	100 J

Dilution Factor:	1.00	10.0	10.0	1.00	1.00	1.00	1.00	1.00
Percent Solids:	70	72	72	100	86	86	85	85
Sample Volume\Weight (ml\g):	30.0	30.0	30.0	30.0	30.0	30.0	30.0	30.0
Associated Method Blank:	S1268.D	S1316.D	S1316.D	S1316.D	S1316.D	S1316.D	S1316.D	S1316.D
Associated Equipment Blank:	HFQSSX1XXX94XX	HFQSSX5XXX94XX	HFQSSX5XXX94XX	HFQSSX5XXX94XX	HFQSSX5XXX94XX	HFQSSX5XXX94XX	HFQSSX5XXX94XX	HFQSSX5XXX94XX
Associated Field Blank:								

Site: SURFACE SOILS

U: not detected E: interference D: diluted result
J: estimated B: blank contamination

Table 1
Laboratory Report of Analysis

LOCATION:	SS-112	SS-113	SS-114	SS-115 DUP	SS-115 DUP	SS-115	SS-115	SS-116
ISIS ID:	HFSS112XXX94XX	HFSS113XXX94XX	HFSS114XXX94XX	HFSS115XXX94XD	HFSS115XXX94XD	HFSS115XXX94XX	HFSS115XXX94XX	HFSS116XXX94XX
LAB NUMBER:	2226515	2226514	2226513	2225913	2225913 R	2225912	2225912 R	2225914
DATE SAMPLED:	10/11/94	10/11/94	10/11/94	10/10/94	10/10/94	10/10/94	10/10/94	10/10/94
DATE EXTRACTED:	10/14/94	10/14/94	10/14/94	10/13/94	10/13/94	10/13/94	10/13/94	10/13/94
DATE ANALYZED:	11/15/94	11/15/94	11/15/94	11/08/94	11/18/94	11/08/94	11/18/94	11/08/94

ANALYTE	SOW-3/90 - II	CRQL	SS-112	SS-113	SS-114	SS-115 DUP	SS-115 DUP	SS-115	SS-115	SS-116
Phenol	330		760 U	8100 U	380 U	380 U	380 U	380 U	380 U	1800 U
bis(2-Chloroethyl)ether	330		760 U	8100 U	380 U	380 U	380 U	380 U	380 U	1800 U
2-Chlorophenol	330		760 U	8100 U	380 U	380 U	380 U	380 U	380 U	1800 U
1,3-Dichlorobenzene	330		760 U	8100 U	380 U	380 U	380 U	380 U	380 U	1800 U
1,4-Dichlorobenzene	330		760 U	8100 U	380 U	380 U	380 U	380 U	380 U	1800 U
1,2-Dichlorobenzene	330		760 U	8100 U	380 U	380 U	380 U	380 U	380 U	1800 U
2-Methylphenol	330		760 U	8100 U	380 U	380 U	380 U	380 U	380 U	1800 U
2,2'-oxybis(1-Chloropropane)	330		760 U	8100 U	380 U	380 U	380 U	380 U	380 U	1800 U
4-Methylphenol	330		760 U	8100 U	380 U	380 U	380 U	380 U	380 U	1800 U
N-Nitroso-di-n-propylamine	330		760 U	8100 U	380 U	380 U	380 U	380 U	380 U	1800 U
Hexachloroethane	330		760 U	8100 U	380 U	380 U	380 U	380 U	380 U	1800 U
Nitrobenzene	330		760 U	8100 U	380 U	380 U	380 U	380 U	380 U	1800 U
Isophorone	330		760 U	8100 U	380 U	380 U	380 U	380 U	380 U	1800 U
2-Nitrophenol	330		760 U	8100 U	380 U	380 U	380 U	380 U	380 U	1800 U
2,4-Dimethylphenol	330		760 U	8100 U	380 U	380 U	380 U	380 U	380 U	1800 U
bis(2-Chloroethoxy)methane	330		760 U	8100 U	380 U	380 U	380 U	380 U	380 U	1800 U
2,4-Dichlorophenol	330		760 U	8100 U	380 U	380 U	380 U	380 U	380 U	1800 U
1,2,4-Trichlorobenzene	330		760 U	8100 U	380 U	380 U	380 U	380 U	380 U	1800 U
Naphthalene	330		140 J	1100 J	150 J	82 J	69 J	160 J	120 J	1800 U
4-Chloroaniline	330		760 U	8100 U	380 U	380 U	380 U	380 U	380 U	1800 U
Hexachlorobutadiene	330		760 U	8100 U	380 U	380 U	380 U	380 U	380 U	1800 U
4-Chloro-3-Methylphenol	330		760 U	8100 U	380 U	380 U	380 U	380 U	380 U	1800 U
2-Methylnaphthalene	330		140 J	8100 U	180 J	74 J	62 J	91 J	71 J	250 J
Hexachlorocyclopentadiene	330		760 U	8100 U	380 U	380 U	380 U	380 U	380 U	1800 U
2,4,6-Trichlorophenol	330		760 U	8100 U	380 U	380 U	380 U	380 U	380 U	1800 U
2,4,5-Trichlorophenol	800		1800 U	20000 U	920 U	910 U	910 U	910 U	910 U	4200 U
2-Chloronaphthalene	330		760 U	8100 U	380 U	380 U	380 U	380 U	380 U	1800 U
2-Nitroaniline	800		1800 U	20000 U	920 U	910 U	910 U	910 U	910 U	4200 U
Dimethylphthalate	330		760 U	8100 U	380 U	380 U	380 U	380 U	380 U	1800 U
Acenaphthylene	330		120 J	8100 U	120 J	380 U	380 U	380 U	380 U	1800 U
2,6-Dinitrotoluene	330		760 U	8100 U	380 U	380 U	380 U	380 U	380 U	1800 U

Site: SURFACE SOILS
 U: not detected E: interference D: diluted result
 J: estimated B: blank contamination

Table 1
Laboratory Report of Analysis

LOCATION:	SS-112	SS-113	SS-114	SS-115 DUP	SS-115 DUP	SS-115	SS-115	SS-116
ISIS ID:	HFSS112XXX94XX	HFSS113XXX94XX	HFSS114XXX94XX	HFSS115XXX94XD	HFSS115XXX94XD	HFSS115XXX94XX	HFSS115XXX94XX	HFSS116XXX94XX
LAB NUMBER:	2226515	2226514	2226513	2225913	2225913 R	2225912	2225912 R	2225914
DATE SAMPLED:	10/11/94	10/11/94	10/11/94	10/10/94	10/10/94	10/10/94	10/10/94	10/10/94
DATE EXTRACTED:	10/14/94	10/14/94	10/14/94	10/13/94	10/13/94	10/13/94	10/13/94	10/13/94
DATE ANALYZED:	11/15/94	11/15/94	11/15/94	11/08/94	11/18/94	11/08/94	11/18/94	11/08/94

ANALYTE	SOW-3/90 - II	CRQL								
3-Nitroaniline	800	1800 U	20000 U	920 U	910 U	910 U	910 U	910 U	910 U	4200 U
Acenaphthene	330	83 J	1500 J	380 U	380 U	380 U	380 U	380 U	380 U	1800 U
2,4-Dinitrophenol	800	1800 U	20000 U	920 U	910 U	910 U	910 U	910 U	910 U	4200 U
4-Nitrophenol	800	1800 U	20000 U	920 U	910 U	910 U	910 U	910 U	910 U	4200 U
Dibenzofuran	330	110 J	1100 J	64 J	380 U	380 U	39 J	380 U	380 U	1800 U
2,4-Dinitrotoluene	330	760 U	8100 U	380 U	380 U	380 U	380 U	380 U	380 U	1800 U
Diethylphthalate	330	760 U	8100 U	380 U	380 U	380 U	380 U	380 U	380 U	1800 U
4-Chlorophenyl-phenylether	330	760 U	8100 U	380 U	380 U	380 U	380 U	380 U	380 U	1800 U
Fluorene	330	95 J	2100 J	380 U	380 U	380 U	380 U	380 U	380 U	1800 U
4-Nitroaniline	800	1800 U	20000 U	920 U	910 U	910 U	910 U	910 U	910 U	4200 U
4,6-Dinitro-2-methylphenol	800	1800 U	20000 U	920 U	910 U	910 U	910 U	910 U	910 U	4200 U
N-Nitrosodiphenylamine	330	760 U	8100 U	380 U	380 U	380 U	380 U	380 U	380 U	790 J
4-Bromophenyl-phenylether	330	760 U	8100 U	380 U	380 U	380 U	380 U	380 U	380 U	1800 U
Hexachlorobenzene	330	760 U	8100 U	380 U	380 U	380 U	380 U	380 U	380 U	1800 U
Pentachlorophenol	800	1800 U	20000 U	920 U	910 U	910 U	910 U	910 U	910 U	4200 U
Phenanthrene	330	790	14000	220 J	210 J	200 J	260 J	220 J	220 J	510 J
Anthracene	330	200 J	3300 J	380 U	380 U	380 U	40 J	380 U	380 U	1800 U
Carbazole	330	760 U	1200 J	380 U	380 U	380 U	380 U	380 U	380 U	1800 U
Di-n-butylphthalate	330	760 U	8100 U	380 U	380 U	380 U	380 U	380 U	380 U	1800 U
Fluoranthene	330	940	12000	94 J	530	500	610	520	520	270 J
Pyrene	330	2000	24000	880	750	670	860	700	700	660 J
Butylbenzylphthalate	330	760 U	8100 U	170 J	380 U	380 U	380 U	380 U	380 U	1800 U
3,3'-Dichlorobenzidine	330	760 U	8100 U	380 U	380 U	380 U	380 U	380 U	380 U	1800 U
Benzo(a)Anthracene	330	540 J	4900 J	200 J	460	400	520	400	400	1800 U
Chrysene	330	700 J	5400 J	370 J	640	580	740	570	570	290 J
bis(2-Ethylhexyl)phthalate	330	280 JB	8100 U	76 JB	96 J	82 J	93 J	76 J	76 J	270 J
Di-n-octylphthalate	330	760 U	8100 U	150 J	380 U	380 U	380 U	380 U	380 U	1800 U
Benzo(b)Fluoranthene	330	380 J	2000 J	330 J	660	630	780	670	670	270 J
Benzo(k)Fluoranthene	330	400 J	1800 J	330 J	660	440	630	440	440	1800 U
Benzo(a)Pyrene	330	260 J	1600 J	210 J	600	460	700	500	500	1800 U
Indeno(1,2,3-c,d)Pyrene	330	180 J	950 J	310 J	300 J	210 J	330 J	240 J	240 J	220 J
Dibenz(a,h)Anthracene	330	760 U	8100 U	380 U	380 U	40 J	380 U	44 J	44 J	1800 U
Benzo(g,h,i)perylene	330	120 J	8100 U	320 J	270 J	180 J	320 J	210 J	210 J	1800 U

Dilution Factor:	2.00	20.0	1.00	1.00	1.00	1.00	1.00	1.00	5.00
Percent Solids:	88	82	87	88	88	88	88	88	95
Sample Volume/Weight (ml/g):	30.0	30.0	30.0	30.0	30.0	30.0	30.0	30.0	30.0
Associated Method Blank:	S1316.D	S1316.D	S1316.D	S1268.D	S1268.D	S1268.D	S1268.D	S1268.D	S1268.D
Associated Equipment Blank:	HFQ5XX5XXX94XX	HFQ5XX5XXX94XX	HFQ5XX4XXX94XX	HFQ5XX4XXX94XX	HFQ5XX4XXX94XX	HFQ5XX4XXX94XX	HFQ5XX4XXX94XX	HFQ5XX4XXX94XX	HFQ5XX4XXX94XX
Associated Field Blank:									

Site: SURFACE SOILS
 U: not detected E: interference D: diluted result
 J: estimated B: blank contamination

Table 1
Laboratory Report of Analysis

LOCATION:	SS-116	SS-117	SS-117	SS-118	SS-118	SS-119	SS-119	SS-120
ISIS ID:	HFSS116XXX94XX	HFSS117XXX94XX	HFSS117XXX94XX	HFSS118XXX94XX	HFSS118XXX94XX	HFSS119XXX94XX	HFSS119XXX94XX	HFSS120XXX94XX
LAB NUMBER:	2225914 R	2225918	2225918 R	2226505	2226505 D	2225919	2225919 R	2225915
DATE SAMPLED:	10/10/94	10/10/94	10/10/94	10/11/94	10/11/94	10/10/94	10/10/94	10/10/94
DATE EXTRACTED:	10/13/94	10/13/94	10/13/94	10/14/94	10/14/94	10/13/94	10/13/94	10/13/94
DATE ANALYZED:	11/18/94	11/08/94	11/18/94	11/09/94	11/15/94	11/18/94	11/18/94	11/08/94

ANALYTE	SOW-3/90 - II	CRQL	SS-116	SS-117	SS-117	SS-118	SS-118	SS-119	SS-119	SS-120
Phenol	330		1800 U	600 U	600 U	160 J	170 JD	410 U	410 U	380 U
bis(2-Chloroethyl)ether	330		1800 U	600 U	600 U	560 U	1100 U	410 U	410 U	380 U
2-Chlorophenol	330		1800 U	600 U	600 U	560 U	1100 U	410 U	410 U	380 U
1,3-Dichlorobenzene	330		1800 U	600 U	600 U	560 U	1100 U	410 U	410 U	380 U
1,4-Dichlorobenzene	330		1800 U	600 U	600 U	560 U	1100 U	410 U	410 U	380 U
1,2-Dichlorobenzene	330		1800 U	600 U	600 U	560 U	1100 U	410 U	410 U	380 U
2-Methylphenol	330		1800 U	600 U	600 U	560 U	1100 U	410 U	410 U	380 U
2,2'-oxybis(1-Chloropropane)	330		1800 U	600 U	600 U	560 U	1100 U	410 U	410 U	380 U
4-Methylphenol	330		1800 U	270 J	250 J	94 J	1100 U	410 U	410 U	380 U
N-Nitroso-di-n-propylamine	330		1800 U	600 U	600 U	560 U	1100 U	410 U	410 U	380 U
Hexachloroethane	330		1800 U	600 U	600 U	560 U	1100 U	410 U	410 U	380 U
Nitrobenzene	330		1800 U	600 U	600 U	560 U	1100 U	410 U	410 U	380 U
Isophorone	330		1800 U	600 U	600 U	560 U	1100 U	410 U	410 U	380 U
2-Nitrophenol	330		1800 U	600 U	600 U	560 U	1100 U	410 U	410 U	380 U
2,4-Dimethylphenol	330		1800 U	600 U	600 U	560 U	1100 U	410 U	410 U	380 U
bis(2-Chloroethoxy)methane	330		1800 U	600 U	600 U	560 U	1100 U	410 U	410 U	380 U
2,4-Dichlorophenol	330		1800 U	600 U	600 U	560 U	1100 U	410 U	410 U	380 U
1,2,4-Trichlorobenzene	330		1800 U	630	570 J	4800 E	4500 D	410 U	410 U	380 U
Naphthalene	330		1800 U	160 J	140 J	490 J	370 JD	410 U	410 U	380 U
4-Chloroaniline	330		1800 U	600 U	600 U	560 U	1100 U	410 U	410 U	380 U
Hexachlorobutadiene	330		1800 U	600 U	600 U	560 U	1100 U	410 U	410 U	380 U
4-Chloro-3-Methylphenol	330		1800 U	600 U	600 U	560 U	1100 U	410 U	410 U	380 U
2-Methylnaphthalene	330		190 J	120 J	100 J	440 J	350 JD	410 U	410 U	380 U
Hexachlorocyclopentadiene	330		1800 U	600 U	600 U	560 U	1100 U	410 U	410 U	380 U
2,4,6-Trichlorophenol	330		1800 U	600 U	600 U	560 U	1100 U	410 U	410 U	380 U
2,4,5-Trichlorophenol	800		4200 U	1400 U	1400 U	1400 U	2700 U	980 U	980 U	920 U
2-Chloronaphthalene	330		1800 U	600 U	600 U	560 U	1100 U	410 U	410 U	380 U
2-Nitroaniline	800		4200 U	1400 U	1400 U	1400 U	2700 U	980 U	980 U	920 U
Dimethylphthalate	330		1800 U	600 U	600 U	560 U	1100 U	410 U	410 U	380 U
Acenaphthylene	330		1800 U	600 U	600 U	84 J	1100 U	410 U	410 U	380 U
2,6-Dinitrotoluene	330		1800 U	600 U	600 U	560 U	1100 U	410 U	410 U	380 U

Site: SURFACE SOILS
 U: not detected E: interference D: diluted result
 J: estimated B: blank contamination

Table 1
Laboratory Report of Analysis

LOCATION:	SS-116	SS-117	SS-117	SS-118	SS-118	SS-119	SS-119	SS-120
ISIS ID:	HFSS116XXX94XX	HFSS117XXX94XX	HFSS117XXX94XX	HFSS118XXX94XX	HFSS118XXX94XX	HFSS119XXX94XX	HFSS119XXX94XX	HFSS120XXX94XX
LAB NUMBER:	2225914 R	2225918	2225918 R	2226505	2226505 D	2225919	2225919 R	2225915
DATE SAMPLED:	10/10/94	10/10/94	10/10/94	10/11/94	10/11/94	10/10/94	10/10/94	10/10/94
DATE EXTRACTED:	10/13/94	10/13/94	10/13/94	10/14/94	10/14/94	10/13/94	10/13/94	10/13/94
DATE ANALYZED:	11/18/94	11/08/94	11/18/94	11/09/94	11/15/94	11/18/94	11/18/94	11/08/94

ANALYTE	SOW-3/90 - II	CRQL	SS-116	SS-117	SS-117	SS-118	SS-118	SS-119	SS-119	SS-120
Phenol	330		1800 U	600 U	600 U	160 J	170 JD	410 U	410 U	380 U
bis(2-Chloroethyl)ether	330		1800 U	600 U	600 U	560 U	1100 U	410 U	410 U	380 U
2-Chlorophenol	330		1800 U	600 U	600 U	560 U	1100 U	410 U	410 U	380 U
1,3-Dichlorobenzene	330		1800 U	600 U	600 U	560 U	1100 U	410 U	410 U	380 U
1,4-Dichlorobenzene	330		1800 U	600 U	600 U	560 U	1100 U	410 U	410 U	380 U
1,2-Dichlorobenzene	330		1800 U	600 U	600 U	560 U	1100 U	410 U	410 U	380 U
2-Methylphenol	330		1800 U	600 U	600 U	560 U	1100 U	410 U	410 U	380 U
2,2'-oxybis(1-Chloropropane)	330		1800 U	600 U	600 U	560 U	1100 U	410 U	410 U	380 U
4-Methylphenol	330		1800 U	270 J	250 J	94 J	1100 U	410 U	410 U	380 U
N-Nitroso-di-n-propylamine	330		1800 U	600 U	600 U	560 U	1100 U	410 U	410 U	380 U
Hexachloroethane	330		1800 U	600 U	600 U	560 U	1100 U	410 U	410 U	380 U
Nitrobenzene	330		1800 U	600 U	600 U	560 U	1100 U	410 U	410 U	380 U
Isophorone	330		1800 U	600 U	600 U	560 U	1100 U	410 U	410 U	380 U
2-Nitrophenol	330		1800 U	600 U	600 U	560 U	1100 U	410 U	410 U	380 U
2,4-Dimethylphenol	330		1800 U	600 U	600 U	560 U	1100 U	410 U	410 U	380 U
bis(2-Chloroethoxy)methane	330		1800 U	600 U	600 U	560 U	1100 U	410 U	410 U	380 U
2,4-Dichlorophenol	330		1800 U	600 U	600 U	560 U	1100 U	410 U	410 U	380 U
1,2,4-Trichlorobenzene	330		1800 U	630	570 J	4800 E	4500 D	410 U	410 U	380 U
Naphthalene	330		1800 U	160 J	140 J	490 J	370 JD	410 U	410 U	380 U
4-Chloroaniline	330		1800 U	600 U	600 U	560 U	1100 U	410 U	410 U	380 U
Hexachlorobutadiene	330		1800 U	600 U	600 U	560 U	1100 U	410 U	410 U	380 U
4-Chloro-3-Methylphenol	330		1800 U	600 U	600 U	560 U	1100 U	410 U	410 U	380 U
2-Methylnaphthalene	330		190 J	120 J	100 J	440 J	350 JD	410 U	410 U	380 U
Hexachlorocyclopentadiene	330		1800 U	600 U	600 U	560 U	1100 U	410 U	410 U	380 U
2,4,6-Trichlorophenol	330		1800 U	600 U	600 U	560 U	1100 U	410 U	410 U	380 U
2,4,5-Trichlorophenol	800		4200 U	1400 U	1400 U	1400 U	2700 U	980 U	980 U	920 U
2-Chloronaphthalene	330		1800 U	600 U	600 U	560 U	1100 U	410 U	410 U	380 U
2-Nitroaniline	800		4200 U	1400 U	1400 U	1400 U	2700 U	980 U	980 U	920 U
Dimethylphthalate	330		1800 U	600 U	600 U	560 U	1100 U	410 U	410 U	380 U
Acenaphthylene	330		1800 U	600 U	600 U	84 J	1100 U	410 U	410 U	380 U
2,6-Dinitrotoluene	330		1800 U	600 U	600 U	560 U	1100 U	410 U	410 U	380 U

Site: SURFACE SOILS
 U: not detected E: interference D: diluted result
 J: estimated B: blank contamination

Table 1
Laboratory Report of Analysis

LOCATION:	SS-116	SS-117	SS-117	SS-118	SS-118	SS-119	SS-119	SS-120
ISIS ID:	HFSS116XXX94XX	HFSS117XXX94XX	HFSS117XXX94XX	HFSS118XXX94XX	HFSS118XXX94XX	HFSS119XXX94XX	HFSS119XXX94XX	HFSS120XXX94XX
LAB NUMBER:	2225914 R	2225918	2225918 R	2226505	2226505 D	2225919	2225919 R	2225915
DATE SAMPLED:	10/10/94	10/10/94	10/10/94	10/11/94	10/11/94	10/10/94	10/10/94	10/10/94
DATE EXTRACTED:	10/13/94	10/13/94	10/13/94	10/14/94	10/14/94	10/13/94	10/13/94	10/13/94
DATE ANALYZED:	11/18/94	11/08/94	11/18/94	11/09/94	11/15/94	11/18/94	11/18/94	11/08/94

ANALYTE	SOW-3/90 - II	CRQL	SS-116	SS-117	SS-117	SS-118	SS-118	SS-119	SS-119	SS-120
3-Nitroaniline	800		4200 U	1400 U	1400 U	1400 U	2700 U	980 U	980 U	920 U
Acenaphthene	330		1800 U	120 J	120 J	200 J	180 JD	410 U	410 U	380 U
2,4-Dinitrophenol	800		4200 U	1400 U	1400 U	1400 U	2700 U	980 U	980 U	920 U
4-Nitrophenol	800		4200 U	1400 U	1400 U	1400 U	2700 U	980 U	980 U	920 U
Dibenzofuran	330		1800 U	91 J	94 J	63 J	1100 U	410 U	410 U	380 U
2,4-Dinitrotoluene	330		1800 U	600 U	600 U	560 U	1100 U	410 U	410 U	380 U
Diethylphthalate	330		1800 U	600 U	600 U	99 J	1100 U	410 U	410 U	380 U
4-Chlorophenyl-phenylether	330		1800 U	600 U	600 U	560 U	1100 U	410 U	410 U	380 U
Fluorene	330		1800 U	140 J	130 J	160 J	130 JD	410 U	410 U	380 U
4-Nitroaniline	800		4200 U	1400 U	1400 U	1400 U	2700 U	980 U	980 U	920 U
4,6-Dinitro-2-methylphenol	800		4200 U	1400 U	1400 U	1400 U	2700 U	980 U	980 U	920 U
N-Nitrosodiphenylamine	330		1800 U	600 U	600 U	560 U	1100 U	410 U	410 U	380 U
4-Bromophenyl-phenylether	330		1800 U	600 U	600 U	560 U	1100 U	410 U	410 U	380 U
Hexachlorobenzene	330		1800 U	600 U	600 U	560 U	1100 U	410 U	410 U	380 U
Pentachlorophenol	800		4200 U	1400 U	1400 U	1400 U	2700 U	980 U	980 U	920 U
Phenanthrene	330		430 J	1200	1100	240 J	700 JD	66 J	62 J	87 J
Anthracene	330		1800 U	300 J	250 J	560 U	1100 U	410 U	410 U	380 U
Carbazole	330		1800 U	87 J	110 J	560 U	1100 U	410 U	410 U	380 U
Di-n-butylphthalate	330		1800 U	600 U	600 U	81 J	1100 U	410 U	410 U	380 U
Fluoranthene	330		220 J	1600	1400	240 J	1100 U	86 J	85 J	130 J
Pyrene	330		420 J	3000	2800	1900	1400 D	130 J	110 J	260 J
Butylbenzylphthalate	330		1800 U	120 J	110 J	560 U	1100 U	410 U	410 U	380 U
3,3'-Dichlorobenzidine	330		1800 U	600 U	600 U	1800	1100 U	410 U	410 U	380 U
Benzo(a)Anthracene	330		1800 U	1000	930	430 J	390 JD	63 J	54 J	89 J
Chrysene	330		290 J	1300	1200	730	710 JD	100 J	90 J	150 J
bis(2-Ethylhexyl)phthalate	330		240 J	520 J	550 J	1000 B	890 JBD	100 J	80 J	110 J
Di-n-octylphthalate	330		1800 U	600 U	600 U	120 J	1100 U	410 U	410 U	380 U
Benzo(b)Fluoranthene	330		200 J	910	1200	580	430 JD	81 J	88 J	150 J
Benzo(k)Fluoranthene	330		1800 U	1500	780	340 J	400 JD	110 J	86 J	130 J
Benzo(a)Pyrene	330		1800 U	1000	820	460 J	320 JD	67 J	52 J	100 J
Indeno(1,2,3-c,d)Pyrene	330		1800 U	440 J	310 J	420 J	240 JD	410 U	410 U	59 J
Dibenz(a,h)Anthracene	330		1800 U	600 U	71 J	90 J	1100 U	410 U	410 U	380 U
Benzo(g,h,i)perylene	330		1800 U	400 J	270 J	520 J	320 JD	410 U	410 U	64 J

Dilution Factor:	5.00	1.00	1.00	1.00	2.00	1.00	1.00	1.00	1.00
Percent Solids:	95	56	56	59	59	82	82	87	87
Sample Volume/Weight (ml/g):	30.0	30.0	30.0	30.0	30.0	30.0	30.0	30.0	30.0
Associated Method Blank:	S1268.D	S1268.D	S1268.D	S1316.D	S1316.D	S1268.D	S1268.D	S1268.D	S1268.D
Associated Equipment Blank:	HFQ5XX4XXX94XX	HFQ5XX4XXX94XX	HFQ5XX4XXX94XX	HFQ5XX5XXX94XX	HFQ5XX5XXX94XX	HFQ5XX4XXX94XX	HFQ5XX4XXX94XX	HFQ5XX4XXX94XX	HFQ5XX4XXX94XX
Associated Field Blank:									

Site: SURFACE SOILS
 U: not detected E: interference D: diluted result
 J: estimated B: blank contamination

Table 1
Laboratory Report of Analysis

LOCATION:	SS-120	SS-121	SS-121	SS-122	SS-122	SS-123	SS-124	SS-124
ISIS ID:	HFSS120XXX94XX	HFSS121XXX94XX	HFSS121XXX94XX	HFSS122XXX94XX	HFSS122XXX94XX	HFSS123XXX94XX	HFSS124XXX94XX	HFSS124XXX94XX
LAB NUMBER:	2225915 R	2226504	2226504 D	2225916	2225916 R	2226503	2225917	2225917 R
DATE SAMPLED:	10/10/94	10/11/94	10/11/94	10/10/94	10/10/94	10/11/94	10/10/94	10/10/94
DATE EXTRACTED:	10/13/94	10/14/94	10/14/94	10/13/94	10/13/94	10/14/94	10/13/94	10/13/94
DATE ANALYZED:	11/18/94	11/09/94	11/14/94	11/08/94	11/18/94	11/14/94	11/08/94	11/18/94

ANALYTE	SOW-3/90 - II	CRQL								
Phenol	330	380 U	370 U	1800 U	390 U	390 U	370 U	410 U	410 U	410 U
bis(2-Chloroethyl)ether	330	380 U	370 U	1800 U	390 U	390 U	370 U	410 U	410 U	410 U
2-Chlorophenol	330	380 U	370 U	1800 U	390 U	390 U	370 U	410 U	410 U	410 U
1,3-Dichlorobenzene	330	380 U	370 U	1800 U	390 U	390 U	370 U	410 U	410 U	410 U
1,4-Dichlorobenzene	330	380 U	370 U	1800 U	390 U	390 U	370 U	410 U	410 U	410 U
1,2-Dichlorobenzene	330	380 U	370 U	1800 U	390 U	390 U	370 U	410 U	410 U	410 U
2-Methylphenol	330	380 U	370 U	1800 U	390 U	390 U	370 U	410 U	410 U	410 U
2,2'-oxybis(1-Chloropropane)	330	380 U	370 U	1800 U	390 U	390 U	370 U	410 U	410 U	410 U
4-Methylphenol	330	380 U	370 U	1800 U	390 U	390 U	370 U	410 U	410 U	410 U
N-Nitroso-di-n-propylamine	330	380 U	370 U	1800 U	390 U	390 U	370 U	410 U	410 U	410 U
Hexachloroethane	330	380 U	370 U	1800 U	390 U	390 U	370 U	410 U	410 U	410 U
Nitrobenzene	330	380 U	370 U	1800 U	390 U	390 U	370 U	410 U	410 U	410 U
Isophorone	330	380 U	370 U	1800 U	390 U	390 U	370 U	410 U	410 U	410 U
2-Nitrophenol	330	380 U	370 U	1800 U	390 U	390 U	370 U	410 U	410 U	410 U
2,4-Dimethylphenol	330	380 U	370 U	1800 U	390 U	390 U	370 U	410 U	410 U	410 U
bis(2-Chloroethoxy)methane	330	380 U	370 U	1800 U	390 U	390 U	370 U	410 U	410 U	410 U
2,4-Dichlorophenol	330	380 U	370 U	1800 U	390 U	390 U	370 U	410 U	410 U	410 U
1,2,4-Trichlorobenzene	330	380 U	370 U	1800 U	390 U	390 U	370 U	410 U	410 U	410 U
Naphthalene	330	380 U	53 J	1800 U	56 J	48 J	210 J	410 U	410 U	410 U
4-Chloroaniline	330	380 U	370 U	1800 U	390 U	390 U	370 U	410 U	410 U	410 U
Hexachlorobutadiene	330	380 U	370 U	1800 U	390 U	390 U	370 U	410 U	410 U	410 U
4-Chloro-3-Methylphenol	330	380 U	370 U	1800 U	390 U	390 U	370 U	410 U	410 U	410 U
2-Methylnaphthalene	330	380 U	370 U	1800 U	79 J	68 J	51 J	410 U	410 U	410 U
Hexachlorocyclopentadiene	330	380 U	370 U	1800 U	390 U	390 U	370 U	410 U	410 U	410 U
2,4,6-Trichlorophenol	330	380 U	370 U	1800 U	390 U	390 U	370 U	410 U	410 U	410 U
2,4,5-Trichlorophenol	800	920 U	880 U	4400 U	930 U	930 U	880 U	980 U	980 U	980 U
2-Chloronaphthalene	330	380 U	370 U	1800 U	390 U	390 U	370 U	410 U	410 U	410 U
2-Nitroaniline	800	920 U	880 U	4400 U	930 U	930 U	880 U	980 U	980 U	980 U
Dimethylphthalate	330	380 U	370 U	1800 U	390 U	390 U	370 U	410 U	410 U	410 U
Acenaphthylene	330	380 U	370 U	1800 U	390 U	390 U	46 J	410 U	410 U	410 U
2,6-Dinitrotoluene	330	380 U	370 U	1800 U	390 U	390 U	370 U	410 U	410 U	410 U

Site: SURFACE SOILS

U: not detected E: interference D: diluted result

J: estimated B: blank contamination

Table 1
Laboratory Report of Analysis

LOCATION:	SS-120	SS-121	SS-121	SS-122	SS-122	SS-123	SS-124	SS-124
ISIS ID:	HFSS120XXX94XX	HFSS121XXX94XX	HFSS121XXX94XX	HFSS122XXX94XX	HFSS122XXX94XX	HFSS123XXX94XX	HFSS124XXX94XX	HFSS124XXX94XX
LAB NUMBER:	2225915 R	2226504	2226504 D	2225916	2225916 R	2226503	2225917	2225917 R
DATE SAMPLED:	10/10/94	10/11/94	10/11/94	10/10/94	10/10/94	10/11/94	10/10/94	10/10/94
DATE EXTRACTED:	10/13/94	10/14/94	10/14/94	10/13/94	10/13/94	10/14/94	10/13/94	10/13/94
DATE ANALYZED:	11/18/94	11/09/94	11/14/94	11/08/94	11/18/94	11/14/94	11/08/94	11/18/94

ANALYTE	SOW-3/90 - II	CRQL							
3-Nitroaniline	800	920 U	880 U	4400 U	930 U	930 U	880 U	980 U	980 U
Acenaphthene	330	380 U	130 J	1800 U	390 U	390 U	60 J	94 J	90 J
2,4-Dinitrophenol	800	920 U	880 U	4400 U	930 U	930 U	880 U	980 U	980 U
4-Nitrophenol	800	920 U	880 U	4400 U	930 U	930 U	880 U	980 U	980 U
Dibenzofuran	330	380 U	370 U	1800 U	40 J	39 J	370 U	410 U	410 U
2,4-Dinitrotoluene	330	380 U	370 U	1800 U	390 U	390 U	370 U	410 U	410 U
Diethylphthalate	330	380 U	370 U	1800 U	390 U	390 U	370 U	410 U	410 U
4-Chlorophenyl-phenylether	330	380 U	370 U	1800 U	390 U	390 U	370 U	410 U	410 U
Fluorene	330	380 U	37 J	1800 U	45 J	43 J	45 J	410 U	410 U
4-Nitroaniline	800	920 U	880 U	4400 U	930 U	930 U	880 U	980 U	980 U
4,6-Dinitro-2-methylphenol	800	920 U	880 U	4400 U	930 U	930 U	880 U	980 U	980 U
N-Nitrosodiphenylamine	330	380 U	370 U	1800 U	390 U	390 U	370 U	410 U	410 U
4-Bromophenyl-phenylether	330	380 U	370 U	1800 U	390 U	390 U	370 U	410 U	410 U
Hexachlorobenzene	330	380 U	370 U	1800 U	390 U	390 U	370 U	410 U	410 U
Pentachlorophenol	800	920 U	880 U	4400 U	930 U	930 U	880 U	980 U	980 U
Phenanthrene	330	81 J	410	610 JD	490	480	290 J	120 J	120 J
Anthracene	330	380 U	52 J	1800 U	100 J	89 J	42 J	410 U	410 U
Carbazole	330	380 U	52 J	1800 U	390 U	43 J	370 U	410 U	410 U
Di-n-butylphthalate	330	380 U	370 U	1800 U	390 U	390 U	370 U	410 U	410 U
Fluoranthene	330	130 J	1600	2700 D	570	540	490	180 J	200 J
Pyrene	330	220 J	3100 E	2900 D	1900	2000	600	330 J	290 J
Butylbenzylphthalate	330	380 U	370 U	1800 U	180 J	390 U	370 U	410 U	410 U
3,3'-Dichlorobenzidine	330	380 U	370 U	1800 U	390 U	390 U	370 U	410 U	410 U
Benzo(a)Anthracene	330	76 J	1800	2600 D	440	390	380	200 J	180 J
Chrysene	330	140 J	2800	4200 D	580	500	550	230 J	220 J
bis(2-Ethylhexyl)phthalate	330	94 J	96 JB	1800 U	210 J	180 J	45 JB	42 J	410 U
Di-n-octylphthalate	330	380 U	370 U	1800 U	390 U	49 J	370 U	410 U	410 U
Benzo(b)Fluoranthene	330	140 J	3600 E	5300 D	650	500	540	230 J	280 J
Benzo(k)Fluoranthene	330	110 J	2800	2700 D	610	390	390	450	300 J
Benzo(a)Pyrene	330	70 J	2900	3200 D	410	320 J	390	310 J	260 J
Indeno(1,2,3-c,d)Pyrene	330	39 J	1800	1800 JD	380 J	310 J	190 J	170 J	120 J
Dibenz(a,h)Anthracene	330	380 U	520	710 JD	65 J	58 J	49 J	410 U	410 U
Benzo(g,h,i)perylene	330	39 J	1400	1600 JD	420	280 J	160 J	140 J	93 J

Dilution Factor:	1.00	1.00	5.00	1.00	1.00	1.00	1.00	1.00	1.00
Percent Solids:	87	91	91	86	86	91	82	82	82
Sample Volume/Weight (ml/g):	30.0	30.0	30.0	30.0	30.0	30.0	30.0	30.0	30.0
Associated Method Blank:	S1268.D	S1316.D	S1316.D	S1268.D	S1268.D	S1316.D	S1268.D	S1268.D	S1268.D
Associated Equipment Blank:	HFQ5XX4XXX94XX	HFQ5XX5XXX94XX	HFQ5XX5XXX94XX	HFQ5XX4XXX94XX	HFQ5XX4XXX94XX	HFQ5XX5XXX94XX	HFQ5XX4XXX94XX	HFQ5XX4XXX94XX	HFQ5XX4XXX94XX
Associated Field Blank:									

Site: SURFACE SOILS

U: not detected E: interference D: diluted result
J: estimated B: blank contamination

Table 1
Laboratory Report of Analysis

LOCATION:	SS-125	SS-125
ISIS ID:	HFSS125XXX94XX	HFSS125XXX94XX
LAB NUMBER:	2225920	2225920 R
DATE SAMPLED:	10/10/94	10/10/94
DATE EXTRACTED:	10/13/94	10/13/94
DATE ANALYZED:	11/08/94	11/18/94

ANALYTE	SOW-3/90 - II	CRQL			
Phenol	330	410	U	410	U
bis(2-Chloroethyl)ether	330	410	U	410	U
2-Chlorophenol	330	410	U	410	U
1,3-Dichlorobenzene	330	410	U	410	U
1,4-Dichlorobenzene	330	410	U	410	U
1,2-Dichlorobenzene	330	410	U	410	U
2-Methylphenol	330	410	U	410	U
2,2'-oxybis(1-Chloropropane)	330	410	U	410	U
4-Methylphenol	330	410	U	410	U
N-Nitroso-di-n-propylamine	330	410	U	410	U
Hexachloroethane	330	410	U	410	U
Nitrobenzene	330	410	U	410	U
Isophorone	330	410	U	410	U
2-Nitrophenol	330	410	U	410	U
2,4-Dimethylphenol	330	410	U	410	U
bis(2-Chloroethoxy)methane	330	410	U	410	U
2,4-Dichlorophenol	330	410	U	410	U
1,2,4-Trichlorobenzene	330	410	U	410	U
Naphthalene	330	63	J	51	J
4-Chloroaniline	330	410	U	410	U
Hexachlorobutadiene	330	410	U	410	U
4-Chloro-3-Methylphenol	330	410	U	410	U
2-Methylnaphthalene	330	65	J	55	J
Hexachlorocyclopentadiene	330	410	U	410	U
2,4,6-Trichlorophenol	330	410	U	410	U
2,4,5-Trichlorophenol	800	990	U	990	U
2-Chloronaphthalene	330	410	U	410	U
2-Nitroaniline	800	990	U	990	U
Dimethylphthalate	330	410	U	410	U
Acenaphthylene	330	410	U	410	U
2,6-Dinitrotoluene	330	410	U	410	U

Site: SURFACE SOILS

U: not detected E: interference D: diluted result

J: estimated B: blank contamination

Table 1
Laboratory Report of Analysis

LOCATION:	SS-125	SS-125
ISIS ID:	HFSS125XXX94XX	HFSS125XXX94XX
LAB NUMBER:	2225920	2225920 R
DATE SAMPLED:	10/10/94	10/10/94
DATE EXTRACTED:	10/13/94	10/13/94
DATE ANALYZED:	11/08/94	11/18/94

ANALYTE	SOW-3/90 - II	CRQL		
3-Nitroaniline	800	990	U	990 U
Acenaphthene	330	410	U	410 U
2,4-Dinitrophenol	800	990	U	990 U
4-Nitrophenol	800	990	U	990 U
Dibenzofuran	330	410	U	410 U
2,4-Dinitrotoluene	330	410	U	410 U
Diethylphthalate	330	410	U	410 U
4-Chlorophenyl-phenylether	330	410	U	410 U
Fluorene	330	410	U	410 U
4-Nitroaniline	800	990	U	990 U
4,6-Dinitro-2-methylphenol	800	990	U	990 U
N-Nitrosodiphenylamine	330	410	U	410 U
4-Bromophenyl-phenylether	330	410	U	410 U
Hexachlorobenzene	330	410	U	410 U
Pentachlorophenol	800	990	U	990 U
Phenanthrene	330	150	J	140 J
Anthracene	330	410	U	410 U
Carbazole	330	410	U	410 U
Di-n-butylphthalate	330	410	U	410 U
Fluoranthene	330	210	J	210 J
Pyrene	330	370	J	320 J
Butylbenzylphthalate	330	410	U	410 U
3,3'-Dichlorobenzidine	330	410	U	410 U
Benzo(a)Anthracene	330	160	J	140 J
Chrysene	330	240	J	220 J
bis(2-Ethylhexyl)phthalate	330	170	J	140 J
Di-n-octylphthalate	330	410	U	410 U
Benzo(b)Fluoranthene	330	280	J	270 J
Benzo(k)Fluoranthene	330	310	J	220 J
Benzo(a)Pyrene	330	200	J	150 J
Indeno(1,2,3-c,d)Pyrene	330	110	J	82 J
Dibenz(a,h)Anthracene	330	410	U	410 U
Benzo(g,h,i)perylene	330	110	J	71 J

Dilution Factor:	1.00	1.00
Percent Solids:	81	81
Sample Volume/Weight (ml/g):	30.0	30.0

Associated Method Blank:	S1268.D	S1268.D
Associated Equipment Blank:	HFQSSXX4XXX94XX	HFQSSXX4XXX94XX
Associated Field Blank:	-	-

Site: SURFACE SOILS

U: not detected E: interference D: diluted result
J: estimated B: blank contamination

Table 2
Validation / Summary Table

LOCATION:	SS-101 DUP	SS-101	SS-102	SS-103	SS-104	SS-105	SS-106	SS-107
ISIS ID:	HFSS101XXX94XD	HFSS101XXX94XX	HFSS102XXX94XX	HFSS103XXX94XX	HFSS104XXX94XX	HFSS105XXX94XX	HFSS106XXX94XX	HFSS107XXX94XX
LAB NUMBER:	2225904	2225901	2225905	2225906	2225907	2225908	2225909	2225910
DATE SAMPLED:	10/10/94	10/10/94	10/10/94	10/10/94	10/10/94	10/10/94	10/10/94	10/10/94
DATE EXTRACTED:	10/13/94	10/13/94	10/13/94	10/13/94	10/13/94	10/13/94	10/13/94	10/13/94
DATE ANALYZED:	11/07/94	11/07/94	11/07/94	11/07/94	11/07/94	11/07/94	11/07/94	11/16/94

ANALYTE	SOW-3/90 - II	CRQL	SS-101	SS-101	SS-102	SS-103	SS-104	SS-105	SS-106	SS-107
Phenol	330		400 U	400 UJ	400 UJ	R	390 UJ	370 UJ	380 UJ	380 UJ
bis(2-Chloroethyl)ether	330		400 U	400 UJ	400 UJ	370 UJ	390 UJ	370 UJ	380 UJ	380 UJ
2-Chlorophenol	330		400 UJ	400 UJ	400 UJ	R	390 UJ	370 UJ	380 UJ	380 UJ
1,3-Dichlorobenzene	330		400 U	400 UJ	400 UJ	370 UJ	390 UJ	370 UJ	380 UJ	380 UJ
1,4-Dichlorobenzene	330		400 UJ	400 UJ	400 UJ	370 UJ	390 UJ	370 UJ	380 UJ	380 UJ
1,2-Dichlorobenzene	330		400 U	400 UJ	400 UJ	370 UJ	390 UJ	370 UJ	380 UJ	380 UJ
2-Methylphenol	330		400 U	400 UJ	400 UJ	R	390 UJ	370 UJ	380 UJ	380 UJ
2,2'-oxybis(1-Chloropropane)	330		400 U	400 UJ	400 UJ	370 UJ	390 UJ	370 UJ	380 UJ	380 UJ
4-Methylphenol	330		400 U	400 UJ	400 UJ	R	390 UJ	370 UJ	380 UJ	380 UJ
N-Nitroso-di-n-propylamine	330		400 UJ	400 UJ	400 UJ	370 UJ	390 UJ	370 UJ	380 UJ	380 UJ
Hexachloroethane	330		400 U	400 UJ	400 UJ	370 UJ	390 UJ	370 UJ	380 UJ	380 UJ
Nitrobenzene	330		400 U	400 UJ	400 UJ	370 UJ	390 UJ	370 UJ	380 UJ	380 UJ
Isophorone	330		400 U	400 UJ	400 UJ	370 UJ	390 UJ	370 UJ	380 UJ	380 UJ
2-Nitrophenol	330		400 U	400 UJ	400 UJ	R	390 UJ	370 UJ	380 UJ	380 UJ
2,4-Dimethylphenol	330		400 U	400 UJ	400 UJ	R	390 UJ	370 UJ	380 UJ	380 UJ
bis(2-Chloroethoxy)methane	330		400 U	400 UJ	400 UJ	370 UJ	390 UJ	370 UJ	380 UJ	380 UJ
2,4-Dichlorophenol	330		400 U	400 UJ	400 UJ	R	390 UJ	370 UJ	380 UJ	380 UJ
1,2,4-Trichlorobenzene	330		400 UJ	400 UJ	400 UJ	370 UJ	390 UJ	370 UJ	380 UJ	380 UJ
Naphthalene	330		46 J	400 UJ	400 UJ	370 UJ	390 UJ	370 UJ	380 UJ	380 UJ
4-Chloroaniline	330		400 U	400 UJ	400 UJ	370 UJ	390 UJ	370 UJ	380 UJ	380 UJ
Hexachlorobutadiene	330		400 U	400 UJ	400 UJ	370 UJ	390 UJ	370 UJ	380 UJ	380 UJ
4-Chloro-3-Methylphenol	330		400 UJ	400 UJ	400 UJ	R	390 UJ	370 UJ	380 UJ	380 UJ
2-Methylnaphthalene	330		41 J	400 UJ	400 UJ	370 UJ	390 UJ	370 UJ	380 UJ	380 UJ
Hexachlorocyclopentadiene	330		400 U	400 UJ	400 UJ	370 UJ	390 UJ	370 UJ	380 UJ	380 UJ
2,4,6-Trichlorophenol	330		400 U	400 UJ	400 UJ	R	390 UJ	370 UJ	380 UJ	380 UJ
2,4,5-Trichlorophenol	800		950 U	950 UJ	960 UJ	R	930 UJ	900 UJ	910 UJ	920 UJ
2-Chloronaphthalene	330		400 U	400 UJ	400 UJ	370 UJ	390 UJ	370 UJ	380 UJ	380 UJ
2-Nitroaniline	800		950 U	950 UJ	960 UJ	880 UJ	930 UJ	900 UJ	910 UJ	920 UJ
Dimethylphthalate	330		400 U	400 UJ	400 UJ	370 UJ	390 UJ	370 UJ	380 UJ	380 UJ
Acenaphthylene	330		400 U	400 UJ	400 UJ	370 UJ	390 UJ	370 UJ	380 UJ	380 UJ
2,6-Dinitrotoluene	330		400 U	400 UJ	400 UJ	370 UJ	390 UJ	370 UJ	380 UJ	380 UJ

Site: SURFACE SOILS
 U: not detected R: unusable
 J: estimated

Table 2
Validation / Summary Table

LOCATION:	SS-101 DUP	SS-101	SS-102	SS-103	SS-104	SS-105	SS-106	SS-107
ISIS ID:	HFSS101XXX94XD	HFSS101XXX94XX	HFSS102XXX94XX	HFSS103XXX94XX	HFSS104XXX94XX	HFSS105XXX94XX	HFSS106XXX94XX	HFSS107XXX94XX
LAB NUMBER:	2225904	2225901	2225905	2225906	2225907	2225908	2225909	2225910
DATE SAMPLED:	10/10/94	10/10/94	10/10/94	10/10/94	10/10/94	10/10/94	10/10/94	10/10/94
DATE EXTRACTED:	10/13/94	10/13/94	10/13/94	10/13/94	10/13/94	10/13/94	10/13/94	10/13/94
DATE ANALYZED:	11/07/94	11/07/94	11/07/94	11/07/94	11/07/94	11/07/94	11/07/94	11/16/94

ANALYTE	SOW-3/90 - II	CRQL								
3-Nitroaniline	800	950 U	950 UJ	960 UJ	880 UJ	930 UJ	900 UJ	910 UJ	920 UJ	920 UJ
Acenaphthene	330	400 UJ	400 UJ	400 UJ	370 UJ	390 UJ	370 UJ	380 UJ	380 UJ	380 UJ
2,4-Dinitrophenol	800	R	R	R	R	R	R	R	R	920 UJ
4-Nitrophenol	800	950 U	950 UJ	960 UJ	R	930 UJ	900 UJ	910 UJ	920 UJ	920 UJ
Dibenzofuran	330	400 U	400 UJ	400 UJ	370 UJ	390 UJ	370 UJ	380 UJ	380 UJ	380 UJ
2,4-Dinitrotoluene	330	400 UJ	400 UJ	400 UJ	370 UJ	390 UJ	370 UJ	380 UJ	380 UJ	380 UJ
Diethylphthalate	330	400 U	400 UJ	400 UJ	370 UJ	390 UJ	370 UJ	380 UJ	380 UJ	380 UJ
4-Chlorophenyl-phenylether	330	400 U	400 UJ	400 UJ	370 UJ	390 UJ	370 UJ	380 UJ	380 UJ	380 UJ
Fluorene	330	400 U	400 UJ	400 UJ	370 UJ	390 UJ	370 UJ	380 UJ	380 UJ	380 UJ
4-Nitroaniline	800	950 U	950 UJ	960 UJ	880 UJ	930 UJ	900 UJ	910 UJ	920 UJ	920 UJ
4,6-Dinitro-2-methylphenol	800	R	R	R	R	R	R	R	R	920 UJ
N-Nitrosodiphenylamine	330	400 U	400 UJ	400 UJ	370 UJ	390 UJ	370 UJ	380 UJ	380 UJ	380 UJ
4-Bromophenyl-phenylether	330	400 U	400 UJ	400 UJ	370 UJ	390 UJ	370 UJ	380 UJ	380 UJ	380 UJ
Hexachlorobenzene	330	400 U	400 UJ	400 UJ	370 UJ	390 UJ	370 UJ	380 UJ	380 UJ	380 UJ
Pentachlorophenol	800	R	R	960 UJ	R	930 UJ	900 UJ	910 UJ	920 UJ	920 UJ
Phenanthrene	330	160 J	160 J	160 J	370 UJ	200 J	290 J	200 J	130 J	130 J
Anthracene	330	400 U	400 UJ	60 J	370 UJ	49 J	62 J	42 J	380 UJ	380 UJ
Carbazole	330	400 U	400 UJ	400 UJ	370 UJ	390 UJ	370 UJ	380 UJ	380 UJ	380 UJ
Di-n-butylphthalate	330	400 U	400 UJ	400 UJ	370 UJ	390 UJ	370 UJ	380 UJ	380 UJ	380 UJ
Fluoranthene	330	180 J	190 J	240 J	370 UJ	170 J	640 J	480 J	290 J	290 J
Pyrene	330	230 J	210 J	270 J	370 UJ	210 J	600 J	490 J	240 J	240 J
Butylbenzylphthalate	330	400 U	400 UJ	400 UJ	370 UJ	390 UJ	370 UJ	380 UJ	380 UJ	380 UJ
3,3'-Dichlorobenzidine	330	400 UJ	400 UJ	400 UJ	370 UJ	390 UJ	370 UJ	380 UJ	380 UJ	380 UJ
Benzo(a)Anthracene	330	120 J	110 J	150 J	370 UJ	110 J	400 J	360 J	190 J	190 J
Chrysene	330	260 J	240 J	300 J	370 UJ	220 J	500 J	490 J	260 J	260 J
bis(2-Ethylhexyl)phthalate	330	400 U	400 UJ	400 UJ	370 UJ	390 UJ	370 UJ	380 UJ	380 UJ	380 UJ
Di-n-octylphthalate	330	400 U	400 UJ	400 UJ	370 UJ	390 UJ	370 UJ	380 UJ	380 UJ	380 UJ
Benzo(b)Fluoranthene	330	290 J	190 J	320 J	370 UJ	230 J	540 J	540 J	340 J	340 J
Benzo(k)Fluoranthene	330	140 J	120 J	120 J	370 UJ	73 J	370 J	450 J	190 J	190 J
Benzo(a)Pyrene	330	53 J	52 J	85 J	370 UJ	60 J	420 J	490 J	270 J	270 J
Indeno(1,2,3-c,d)Pyrene	330	55 J	60 J	66 J	370 UJ	42 J	240 J	220 J	140 J	140 J
Dibenz(a,h)Anthracene	330	400 U	400 UJ	400 UJ	370 UJ	390 UJ	370 UJ	380 UJ	40 J	40 J
Benzo(g,h,i)perylene	330	70 J	70 J	94 J	370 UJ	61 J	240 J	230 J	120 J	120 J

Dilution Factor:	1.00	1.00	1.00	1.00	1.00	1.00	1.00	1.00	1.00	1.00
Percent Solids:	84	84	83	91	86	89	88	87	87	87
Sample Volume/Weight (ml/g):	30.0	30.0	30.0	30.0	30.0	30.0	30.0	30.0	30.0	30.0
Associated Method Blank:	S1268.D	S1268.D	S1268.D	S1268.D	S1268.D	S1268.D	S1268.D	S1268.D	S1268.D	S1268.D
Associated Equipment Blank:	HFQSSX1XXX94XX	HFQSSX1XXX94XX	HFQSSX1XXX94XX	HFQSSX1XXX94XX	HFQSSX1XXX94XX	HFQSSX1XXX94XX	HFQSSX1XXX94XX	HFQSSX1XXX94XX	HFQSSX1XXX94XX	HFQSSX1XXX94XX
Associated Field Blank:	-	-	-	-	-	-	-	-	-	-

Site: SURFACE SOILS
U: not detected R: unusable
J: estimated

Table 2
Validation / Summary Table

LOCATION:	SS-108	SS-109	SS-110	SS-111 DUP	SS-111	SS-112	SS-113	SS-114
ISIS ID:	HFSS108XXX94XX	HFSS109XXX94XX	HFSS110XXX94XX	HFSS111XXX94XD	HFSS111XXX94XX	HFSS112XXX94XX	HFSS113XXX94XX	HFSS114XXX94XX
LAB NUMBER:	2225911	2226502 R	2226501	2226519 R	2226516 R	2226515	2226514	2226513
DATE SAMPLED:	10/10/94	10/11/94	10/11/94	10/11/94	10/11/94	10/11/94	10/11/94	10/11/94
DATE EXTRACTED:	10/13/94	10/14/94	10/14/94	10/14/94	10/14/94	10/14/94	10/14/94	10/14/94
DATE ANALYZED:	11/18/94	11/14/94	11/14/94	11/16/94	11/16/94	11/15/94	11/15/94	11/15/94

ANALYTE	SOW-3/90 - II	CRQL	SS-108	SS-109	SS-110	SS-111 DUP	SS-111	SS-112	SS-113	SS-114
Phenol		330	480 U	4600 U	330 U	390 U	390 U	760 U	8100 U	380 U
bis(2-Chloroethyl)ether		330	R	4600 U	330 U	390 U	390 U	760 U	8100 U	380 U
2-Chlorophenol		330	480 U	4600 U	330 U	390 U	390 U	760 U	8100 U	380 U
1,3-Dichlorobenzene		330	R	4600 U	330 U	390 U	390 U	760 U	8100 U	380 U
1,4-Dichlorobenzene		330	R	4600 U	330 U	390 U	390 U	760 U	8100 U	380 U
1,2-Dichlorobenzene		330	R	4600 U	330 U	390 U	390 U	760 U	8100 U	380 U
2-Methylphenol		330	480 U	4600 U	330 U	390 U	390 U	760 U	8100 U	380 U
2,2'-oxybis(1-Chloropropane)		330	R	4600 U	330 U	390 U	390 U	760 U	8100 U	380 U
4-Methylphenol		330	480 U	4600 U	330 U	390 U	390 U	760 U	8100 U	380 U
N-Nitroso-di-n-propylamine		330	R	4600 U	330 U	390 U	390 U	760 U	8100 U	380 U
Hexachloroethane		330	R	4600 U	330 U	390 U	390 U	760 U	8100 U	380 U
Nitrobenzene		330	R	4600 U	330 U	39 J	390 U	760 U	8100 U	380 U
Isophorone		330	R	4600 U	330 U	390 U	390 U	760 U	8100 U	380 U
2-Nitrophenol		330	480 U	4600 U	330 U	390 U	390 U	760 U	8100 U	380 U
2,4-Dimethylphenol		330	480 U	4600 U	330 U	390 U	390 U	760 U	8100 U	380 U
bis(2-Chloroethoxy)methane		330	R	4600 U	330 U	390 U	390 U	760 U	8100 U	380 U
2,4-Dichlorophenol		330	480 U	4600 U	330 U	390 U	390 U	760 U	8100 U	380 U
1,2,4-Trichlorobenzene		330	R	4600 U	330 U	390 U	390 U	760 U	8100 U	380 U
Naphthalene		330	R	4600 U	60 J	85 J	110 J	140 J	1100 J	150 J
4-Chloroaniline		330	R	4600 U	330 U	390 U	390 U	760 U	8100 U	380 U
Hexachlorobutadiene		330	R	4600 U	330 U	390 U	390 U	760 U	8100 U	380 U
4-Chloro-3-Methylphenol		330	480 U	4600 U	330 U	390 U	390 U	760 U	8100 U	380 U
2-Methylnaphthalene		330	R	4600 U	51 J	97 J	140 J	140 J	8100 U	180 J
Hexachlorocyclopentadiene		330	R	4600 U	330 U	390 U	390 U	760 U	8100 U	380 U
2,4,6-Trichlorophenol		330	480 U	4600 U	330 U	390 U	390 U	760 U	8100 U	380 U
2,4,5-Trichlorophenol		800	1100 U	11000 U	800 U	930 U	940 U	1800 U	20000 U	920 U
2-Chloronaphthalene		330	R	4600 U	330 U	390 U	390 U	760 U	8100 U	380 U
2-Nitroaniline		800	R	11000 U	800 U	930 U	940 U	1800 U	20000 U	920 U
Dimethylphthalate		330	R	4600 U	330 U	390 U	390 U	760 U	8100 U	380 U
Acenaphthylene		330	R	4600 U	39 J	390 U	46 J	120 J	8100 U	120 J
2,6-Dinitrotoluene		330	R	4600 U	330 U	390 U	390 U	760 U	8100 U	380 U

Site: SURFACE SOILS
 U: not detected R: unusable
 J: estimated

Table 2
Validation / Summary Table

LOCATION:	SS-108	SS-109	SS-110	SS-111 DUP	SS-111	SS-112	SS-113	SS-114
ISIS ID:	HFSS108XXX94XX	HFSS109XXX94XX	HFSS110XXX94XX	HFSS111XXX94XD	HFSS111XXX94XX	HFSS112XXX94XX	HFSS113XXX94XX	HFSS114XXX94XX
LAB NUMBER:	2225911	2226502 R	2226501	2226519 R	2226516 R	2226515	2226514	2226513
DATE SAMPLED:	10/10/94	10/11/94	10/11/94	10/11/94	10/11/94	10/11/94	10/11/94	10/11/94
DATE EXTRACTED:	10/13/94	10/14/94	10/14/94	10/14/94	10/14/94	10/14/94	10/14/94	10/14/94
DATE ANALYZED:	11/18/94	11/14/94	11/14/94	11/16/94	11/16/94	11/15/94	11/15/94	11/15/94

ANALYTE	SOW-3/90 - II	CRQL															
3-Nitroaniline		800	R	11000	U	800	U	930	U	940	U	1800	U	20000	U	920	U
Acenaphthene		330	R	3600	J	330	U	390	UJ	51	J	83	J	1500	J	380	U
2,4-Dinitrophenol	1100	800	U	11000	U	800	U	930	U	940	U	1800	UJ	20000	UJ	920	UJ
4-Nitrophenol	1100	800	U	11000	U	800	U	930	U	940	U	1800	U	20000	U	920	U
Dibenzofuran		330	R	4600	U	330	U	53	J	78	J	110	J	1100	J	64	J
2,4-Dinitrotoluene		330	R	4600	U	330	U	390	UJ	390	UJ	760	U	8100	U	380	U
Diethylphthalate		330	R	4600	U	330	U	390	U	390	U	760	U	8100	U	380	U
4-Chlorophenyl-phenylether		330	R	4600	U	330	U	390	U	390	U	760	U	8100	U	380	U
Fluorene		330	R	630	J	330	U	49	J	75	J	95	J	2100	J	380	U
4-Nitroaniline		800	R	11000	U	800	U	930	U	940	U	1800	UJ	20000	UJ	920	UJ
4,6-Dinitro-2-methylphenol	1100	800	U	11000	U	800	U	930	U	940	U	1800	UJ	20000	UJ	920	UJ
N-Nitrosodiphenylamine		330	R	4600	U	330	U	390	U	390	U	760	U	8100	U	380	U
4-Bromophenyl-phenylether		330	R	4600	U	330	U	390	U	390	U	760	U	8100	U	380	U
Hexachlorobenzene		330	R	4600	U	330	U	390	U	390	U	760	U	8100	U	380	U
Pentachlorophenol	1100	800	U	11000	U	800	U	R	R	1800	U	20000	U	920	U	920	U
Phenanthrene	210	330	J	3500	J	160	J	490	J	790	J	790	J	14000	J	220	J
Anthracene		330	R	920	J	330	U	92	J	150	J	200	J	3300	J	380	U
Carbazole		330	R	4600	U	330	U	390	U	63	J	760	U	1200	J	380	U
Di-n-butylphthalate		330	R	4600	U	330	U	390	U	390	U	760	U	8100	U	380	U
Fluoranthene	250	330	J	7300	J	230	J	640	J	980	J	940	J	12000	J	94	J
Pyrene	340	330	J	8200	J	300	J	1000	J	1700	J	2000	J	24000	J	880	J
Butylbenzylphthalate		330	R	4600	U	330	U	390	U	390	U	760	U	8100	U	170	J
3,3'-Dichlorobenzidine		330	R	4600	U	330	U	390	U	390	U	760	U	8100	U	R	R
Benzo(a)Anthracene	170	330	J	7800	J	150	J	290	J	500	J	540	J	4900	J	200	J
Chrysene	260	330	J	8100	J	230	J	380	J	630	J	700	J	5400	J	370	J
bis(2-Ethylhexyl)phthalate	480	330	UJ	4600	U	330	U	390	U	390	U	760	U	8100	U	380	UJ
Di-n-octylphthalate		330	R	4600	U	330	U	58	J	390	U	760	U	8100	U	150	J
Benzo(b)Fluoranthene	230	330	J	12000	J	220	J	360	J	610	J	380	J	2000	J	330	J
Benzo(k)Fluoranthene	180	330	J	3800	J	150	J	290	J	350	J	400	J	1800	J	330	J
Benzo(a)Pyrene	150	330	J	11000	J	140	J	260	J	410	J	260	J	1600	J	210	J
Indeno(1,2,3-c,d)Pyrene	81	330	J	6700	J	110	J	92	J	150	J	180	J	950	J	310	J
Dibenz(a,h)Anthracene		330	R	2000	J	330	U	390	U	41	J	760	U	8100	U	R	R
Benzo(g,h,i)perylene	82	330	J	5200	J	88	J	58	J	100	J	120	J	8100	U	320	J

Dilution Factor:	1.00	10.0	1.00	1.00	1.00	2.00	20.0	1.00
Percent Solids:	70	72	100	86	85	88	82	87
Sample Volume/Weight (ml/g):	30.0	30.0	30.0	30.0	30.0	30.0	30.0	30.0

Associated Method Blank:	S1268.D	S1316.D	S1316.D	S1316.D	S1316.D	S1316.D	S1316.D	S1316.D
Associated Equipment Blank:	HFQsXX1XXX94XX	HFQsXX5XXX94XX	HFQsXX5XXX94XX	HFQsXX5XXX94XX	HFQsXX5XXX94XX	HFQsXX5XXX94XX	HFQsXX5XXX94XX	HFQsXX4XXX94XX
Associated Field Blank:	-	-	-	-	-	-	-	-

Site: SURFACE SOILS
 U: not detected R: unusable
 J: estimated

Table 2
Validation / Summary Table

LOCATION:	SS-115 DUP	SS-115	SS-116	SS-117	SS-118	SS-119	SS-120	SS-121
ISIS ID:	HFSS115XXX94XD	HFSS115XXX94XX	HFSS116XXX94XX	HFSS117XXX94XX	HFSS118XXX94XX	HFSS119XXX94XX	HFSS120XXX94XX	HFSS121XXX94XX
LAB NUMBER:	2225913 R	2225912	2225914	2225918 R	2226505	2225919 R	2225915 R	2226504
DATE SAMPLED:	10/10/94	10/10/94	10/10/94	10/10/94	10/11/94	10/10/94	10/10/94	10/11/94
DATE EXTRACTED:	10/13/94	10/13/94	10/13/94	10/13/94	10/14/94	10/13/94	10/13/94	10/14/94
DATE ANALYZED:	11/18/94	11/08/94	11/08/94	11/18/94	11/09/94	11/18/94	11/18/94	11/09/94

ANALYTE	SOW-3/90 - II	CRQL	SS-115 DUP	SS-115	SS-116	SS-117	SS-118	SS-119	SS-120	SS-121
Phenol	330		380 U	380 U	1800 U	600 UJ	160 J	410 UJ	380 UJ	370 U
bis(2-Chloroethyl)ether	330		380 UJ	380 U	1800 U	600 UJ	560 U	410 UJ	380 UJ	370 U
2-Chlorophenol	330		380 U	380 U	1800 U	600 UJ	560 U	410 UJ	380 UJ	370 U
1,3-Dichlorobenzene	330		380 UJ	380 U	1800 U	600 UJ	560 U	410 UJ	380 UJ	370 U
1,4-Dichlorobenzene	330		380 UJ	380 U	1800 U	600 UJ	560 U	410 UJ	380 UJ	370 U
1,2-Dichlorobenzene	330		380 UJ	380 U	1800 U	600 UJ	560 U	410 UJ	380 UJ	370 U
2-Methylphenol	330		380 U	380 U	1800 U	600 UJ	560 U	410 UJ	380 UJ	370 U
2,2'-oxybis(1-Chloropropane)	330		380 UJ	380 U	1800 U	600 UJ	560 U	410 UJ	380 UJ	370 U
4-Methylphenol	330		380 U	380 U	1800 U	250 J	94 J	410 UJ	380 UJ	370 U
N-Nitroso-di-n-propylamine	330		380 UJ	380 U	1800 U	600 UJ	560 U	410 UJ	380 UJ	370 U
Hexachloroethane	330		380 UJ	380 U	1800 U	600 UJ	560 U	410 UJ	380 UJ	370 U
Nitrobenzene	330		380 UJ	380 U	1800 U	600 UJ	560 U	410 UJ	380 UJ	370 U
Isophorone	330		380 UJ	380 U	1800 U	600 UJ	560 U	410 UJ	380 UJ	370 U
2-Nitrophenol	330		380 U	380 U	1800 U	600 UJ	560 U	410 UJ	380 UJ	370 U
2,4-Dimethylphenol	330		380 U	380 U	1800 U	600 UJ	560 U	410 UJ	380 UJ	370 U
bis(2-Chloroethoxy)methane	330		380 UJ	380 U	1800 U	600 UJ	560 U	410 UJ	380 UJ	370 U
2,4-Dichlorophenol	330		380 U	380 U	1800 U	600 UJ	560 U	410 UJ	380 UJ	370 U
1,2,4-Trichlorobenzene	330		380 UJ	380 U	1800 U	570 J	4500	410 UJ	380 UJ	370 U
Naphthalene	330		69 J	160 J	1800 U	140 J	490 J	410 UJ	380 UJ	53 J
4-Chloroaniline	330		380 UJ	380 U	1800 U	600 UJ	560 U	410 UJ	380 UJ	370 U
Hexachlorobutadiene	330		380 UJ	380 U	1800 U	600 UJ	560 U	410 UJ	380 UJ	370 U
4-Chloro-3-Methylphenol	330		380 U	380 U	1800 U	600 UJ	560 U	410 UJ	380 UJ	370 U
2-Methylnaphthalene	330		62 J	91 J	250 J	100 J	440 J	410 UJ	380 UJ	370 U
Hexachlorocyclopentadiene	330		380 UJ	380 U	1800 U	600 UJ	R	410 UJ	380 UJ	R
2,4,6-Trichlorophenol	330		380 U	380 U	1800 U	600 UJ	560 U	410 UJ	380 UJ	370 U
2,4,5-Trichlorophenol	800		910 U	910 U	4200 U	1400 UJ	1400 U	980 UJ	920 UJ	880 U
2-Chloronaphthalene	330		380 UJ	380 U	1800 U	600 UJ	560 U	410 UJ	380 UJ	370 U
2-Nitroaniline	800		910 UJ	910 U	4200 U	1400 UJ	1400 U	980 UJ	920 UJ	880 U
Dimethylphthalate	330		380 UJ	380 U	1800 U	600 UJ	560 U	410 UJ	380 UJ	370 U
Acenaphthylene	330		380 U	380 U	1800 U	600 UJ	84 J	410 UJ	380 UJ	370 U
2,6-Dinitrotoluene	330		380 UJ	380 U	1800 U	600 UJ	560 U	410 UJ	380 UJ	370 U

Site: SURFACE SOILS

U: not detected R: unusable

J: estimated

Table 2
Validation / Summary Table

LOCATION:	SS-115 DUP	SS-115	SS-116	SS-117	SS-118	SS-119	SS-120	SS-121
ISIS ID:	HFSS115XXX94XD	HFSS115XXX94XX	HFSS116XXX94XX	HFSS117XXX94XX	HFSS118XXX94XX	HFSS119XXX94XX	HFSS120XXX94XX	HFSS121XXX94XX
LAB NUMBER:	2225913 R	2225912	2225914	2225918 R	2226505	2225919 R	2225915 R	2226504
DATE SAMPLED:	10/10/94	10/10/94	10/10/94	10/10/94	10/11/94	10/10/94	10/10/94	10/11/94
DATE EXTRACTED:	10/13/94	10/13/94	10/13/94	10/13/94	10/14/94	10/13/94	10/13/94	10/14/94
DATE ANALYZED:	11/18/94	11/08/94	11/08/94	11/18/94	11/09/94	11/18/94	11/18/94	11/09/94

ANALYTE	SOW-3/90 - II	CRQL	SS-115 DUP	SS-115	SS-116	SS-117	SS-118	SS-119	SS-120	SS-121
3-Nitroaniline	800	910 UJ	910 U	4200 U	1400 UJ	1400 U	980 UJ	920 UJ	880 U	
Acenaphthene	330	380 UJ	380 U	1800 U	120 J	200 J	410 UJ	380 UJ	130 J	
2,4-Dinitrophenol	800	910 U	R	R	1400 UJ	1400 UJ	980 UJ	920 UJ	880 UJ	
4-Nitrophenol	800	910 UJ	910 U	4200 U	1400 UJ	1400 U	980 UJ	920 UJ	880 U	
Dibenzofuran	330	380 UJ	39 J	1800 U	94 J	63 J	410 UJ	380 UJ	370 U	
2,4-Dinitrotoluene	330	380 UJ	380 U	1800 U	600 UJ	560 U	410 UJ	380 UJ	370 U	
Diethylphthalate	330	380 UJ	380 U	1800 U	600 UJ	99 J	410 UJ	380 UJ	370 U	
4-Chlorophenyl-phenylether	330	380 UJ	380 U	1800 U	600 UJ	560 U	410 UJ	380 UJ	370 U	
Fluorene	330	380 UJ	380 U	1800 U	130 J	160 J	410 UJ	380 UJ	37 J	
4-Nitroaniline	800	910 UJ	910 U	4200 U	1400 UJ	1400 U	980 UJ	920 UJ	880 U	
4,6-Dinitro-2-methylphenol	800	910 U	R	R	1400 UJ	1400 UJ	980 UJ	920 UJ	880 U	
N-Nitrosodiphenylamine	330	380 UJ	380 U	790 J	600 UJ	560 UJ	410 UJ	380 UJ	370 U	
4-Bromophenyl-phenylether	330	380 UJ	380 U	1800 UJ	600 UJ	560 UJ	410 UJ	380 UJ	370 U	
Hexachlorobenzene	330	380 UJ	380 U	1800 UJ	600 UJ	560 UJ	410 UJ	380 UJ	370 U	
Pentachlorophenol	800	910 U	910 U	4200 UJ	1400 UJ	1400 UJ	980 UJ	920 UJ	880 U	
Phenanthrene	330	200 J	260 J	510 J	1100 J	240 J	62 J	81 J	410	
Anthracene	330	380 UJ	40 J	1800 UJ	250 J	560 UJ	410 UJ	380 UJ	52 J	
Carbazole	330	380 UJ	380 U	1800 UJ	110 J	560 UJ	410 UJ	380 UJ	52 J	
Di-n-butylphthalate	330	380 UJ	380 U	1800 UJ	600 UJ	81 J	410 UJ	380 UJ	370 U	
Fluoranthene	330	500 J	610	270 J	1400 J	240 J	85 J	130 J	1600	
Pyrene	330	670 J	860	660 J	2800 J	1900 J	110 J	220 J	2900	
Butylbenzylphthalate	330	380 UJ	380 U	R	110 J	R	410 UJ	380 UJ	370 UJ	
3,3'-Dichlorobenzidine	330	380 UJ	380 UJ	R	600 UJ	1800 J	410 UJ	380 UJ	370 UJ	
Benzo(a)Anthracene	330	400 J	520	R	930 J	430 J	54 J	76 J	1800 J	
Chrysene	330	580 J	740	290 J	1200 J	730 J	90 J	140 J	2800 J	
bis(2-Ethylhexyl)phthalate	330	82 J	93 J	270 J	550 J	1000 J	80 J	94 J	370 UJ	
Di-n-octylphthalate	330	380 UJ	380 UJ	R	600 UJ	120 J	410 UJ	R	R	
Benzo(b)Fluoranthene	330	630 J	780 J	270 J	1200 J	580 J	88 J	140 J	5300	
Benzo(k)Fluoranthene	330	440 J	630 J	R	780 J	340 J	86 J	110 J	2800 J	
Benzo(a)Pyrene	330	460 J	700 J	R	820 J	460 J	52 J	70 J	2900 J	
Indeno(1,2,3-c,d)Pyrene	330	210 J	330 J	220 J	310 J	420 J	410 UJ	39 J	1800 J	
Dibenz(a,h)Anthracene	330	40 J	380 UJ	R	71 J	90 J	410 UJ	R	520 J	
Benzo(g,h,i)perylene	330	180 J	320 J	R	270 J	520 J	410 UJ	39 J	1400 J	

Dilution Factor:	1.00	1.00	5.00	1.00	1.00	1.00	1.00	1.00	1.00
Percent Solids:	88	88	95	56	59	82	87	91	
Sample Volume/Weight (ml/g):	30.0	30.0	30.0	30.0	30.0	30.0	30.0	30.0	30.0
Associated Method Blank:	S1268.D	S1268.D	S1268.D	S1268.D	S1316.D	S1268.D	S1268.D	S1316.D	
Associated Equipment Blank:	HFQ5XX4XXX94XX	HFQ5XX4XXX94XX	HFQ5XX4XXX94XX	HFQ5XX4XXX94XX	HFQ5XX5XXX94XX	HFQ5XX4XXX94XX	HFQ5XX4XXX94XX	HFQ5XX5XXX94XX	
Associated Field Blank:	-	-	-	-	-	-	-	-	

Site: SURFACE SOILS
 U: not detected R: unusable
 J: estimated

Table 2
Validation / Summary Table

	SS-101 DUP	SS-101	SS-102	SS-103	SS-104	SS-105	SS-106	SS-107
LOCATION:	SS-101 DUP	SS-101	SS-102	SS-103	SS-104	SS-105	SS-106	SS-107
ISIS ID:	HFSS101XXX94XD	HFSS101XXX94XX	HFSS102XXX94XX	HFSS103XXX94XX	HFSS104XXX94XX	HFSS105XXX94XX	HFSS106XXX94XX	HFSS107XXX94XX
LAB NUMBER:	2225904	2225901	2225905	2225906	2225907	2225908	2225909	2225910
DATE SAMPLED:	10/10/94	10/10/94	10/10/94	10/10/94	10/10/94	10/10/94	10/10/94	10/10/94
DATE ANALYZED:	10/17/94	10/17/94	10/17/94	10/17/94	10/17/94	10/17/94	10/17/94	10/17/94
ANALYTE	RL							
Corrosivity, inch/Year	0.01	0.01 U	0.01 U	0.01 U	0.01 U	0.01 U	0.01 U	0.01 U
Ignitability, Degrees F	212	>212	>212	>212	>212	>212	>212	>212
Cyanide, Reactive, ppm	1	1 U	1 U	1 U	1 U	1 U	1 U	1 U
Sulfide, Reactive, ppm	1	1 U	1 U	1 U	1 U	1 U	1 U	1 U

Associated Method Blank:	SDGHANNA1	SDGHANNA1	SDGHANNA1	SDGHANNA1	SDGHANNA1	SDGHANNA1	SDGHANNA1	SDGHANNA1
Associated Equipment Blank:	-	-	-	-	-	-	-	-
Associated Field Blank:	-	-	-	-	-	-	-	-

Site: SURFACE SOILS
U: not detected

Table 2
Validation / Summary Table

LOCATION:	SS-108	SS-109	SS-110	SS-111 DUP	SS-111	SS-112	SS-113	SS-114
ISIS ID:	HFSS108XXX94XX	HFSS109XXX94XX	HFSS110XXX94XX	HFSS111XXX94XD	HFSS111XXX94XX	HFSS112XXX94XX	HFSS113XXX94XX	HFSS114XXX94XX
LAB NUMBER:	2225911	2226502	2226501	2226519	2226516	2226515	2226514	2226513
DATE SAMPLED:	10/10/94	10/11/94	10/11/94	10/11/94	10/11/94	10/11/94	10/11/94	10/11/94
DATE ANALYZED:	10/17/94	10/24/94	10/24/94	10/24/94	10/24/94	10/24/94	10/24/94	10/24/94

ANALYTE	RL	SS-108	SS-109	SS-110	SS-111 DUP	SS-111	SS-112	SS-113	SS-114
Corrosivity, inch/Year	0.01	0.01 U	0.01 U	0.01 U	0.01 U	0.01 U	0.01 U	0.01 U	0.01 U
Ignitability, Degrees F	212	>212	>212	>212	>212	>212	>212	>212	>212
Cyanide, Reactive, ppm	1	1 U	1 U	1 U	1 U	1 U	1 U	1 U	1 U
Sulfide, Reactive, ppm	1	1 U	1 U	1 U	1 U	1 U	1 U	1 U	1 U

Associated Method Blank:	SDGHANNA1	SDGHANNA2	SDGHANNA2	SDGHANNA2	SDGHANNA2	SDGHANNA2	SDGHANNA2	SDGHANNA2	SDGHANNA2
Associated Equipment Blank:	-	-	-	-	-	-	-	-	-
Associated Field Blank:	-	-	-	-	-	-	-	-	-

Site: SURFACE SOILS
U: not detected

Table 2
Validation / Summary Table

LOCATION:	SS-115 DUP	SS-115	SS-116	SS-117	SS-118	SS-119	SS-120	SS-121
ISIS ID:	HFSS115XXX94XX	HFSS115XXX94XX	HFSS116XXX94XX	HFSS117XXX94XX	HFSS118XXX94XX	HFSS119XXX94XX	HFSS120XXX94XX	HFSS121XXX94XX
LAB NUMBER:	2225913 R	2225912 R	2225914 R	2225918 R	2226505	2225919 R	2225915 R	2226504
DATE SAMPLED:	10/10/94	10/10/94	10/10/94	10/10/94	10/11/94	10/10/94	10/10/94	10/11/94
DATE EXTRACTED:	10/14/94	10/14/94	10/14/94	10/14/94	10/15/94	10/14/94	10/14/94	10/15/94
DATE ANALYZED:	12/29/94	12/29/94	12/30/94	12/30/94	11/18/94	12/29/94	12/30/94	11/18/94

ANALYTE	SOW-3/90 - II	CRQL	SS-115	SS-116	SS-117	SS-118	SS-119	SS-120	SS-121
alpha-BHC	1.7	1.9 UJ	1.9 UJ	8.9 UJ	15 UJ	R	2.1 UJ	3.9 UJ	1.9 UJ
beta-BHC	1.7	1.9 UJ	1.9 UJ	8.9 UJ	15 UJ	R	2.1 UJ	3.9 UJ	1.9 UJ
delta-BHC	1.7	1.9 UJ	1.9 UJ	8.9 UJ	15 UJ	R	2.1 UJ	3.9 UJ	1.9 UJ
gamma-BHC (Lindane)	1.7	1.9 UJ	1.9 UJ	8.9 UJ	15 UJ	R	2.1 UJ	3.9 UJ	1.9 UJ
Heptachlor	1.7	1.9 UJ	1.9 UJ	8.9 UJ	15 UJ	R	2.1 UJ	3.9 UJ	1.9 UJ
Aldrin	1.7	1.9 UJ	1.9 UJ	8.9 UJ	15 UJ	R	2.1 UJ	3.9 UJ	1.9 UJ
Heptachlor Epoxide	1.7	1.9 UJ	1.9 UJ	8.9 UJ	15 UJ	R	2.1 UJ	3.9 UJ	1.9 UJ
Endosulfan I	1.7	1.9 UJ	1.9 UJ	8.9 UJ	15 UJ	R	2.1 UJ	3.9 UJ	1.9 UJ
Dieldrin	3.3	3.7 UJ	3.7 UJ	17 UJ	29 UJ	R	4.0 UJ	7.6 UJ	3.6 UJ
4,4'-DDE	3.3	3.7 UJ	3.7 UJ	17 UJ	R	R	4.0 UJ	7.6 UJ	3.6 UJ
Endrin	3.3	3.7 UJ	3.7 UJ	8.9 UJ	29 UJ	R	4.0 UJ	7.6 UJ	3.6 UJ
Endosulfan II	3.3	3.9 JN	R	26 J	29 UJ	R	4.0 UJ	7.6 UJ	3.6 UJ
4,4'-DDD	3.3	3.7 UJ	3.7 UJ	17 UJ	29 UJ	R	4.0 UJ	7.6 UJ	3.6 UJ
Endrin Aldehyde	3.3	3.7 UJ	3.7 UJ	17 UJ	29 UJ	R	4.0 UJ	27 J	3.6 UJ
Endosulfan Sulfate	3.3	3.7 UJ	3.7 UJ	17 UJ	29 UJ	R	4.0 UJ	7.6 UJ	3.6 UJ
4,4'-DDT	3.3	R	R	R	29 UJ	R	4.0 UJ	7.6 UJ	3.6 UJ
Methoxychlor	17	180 J	13 J	89 UJ	150 UJ	R	21 UJ	39 UJ	19 UJ
Endrin Ketone	3.3	3.7 UJ	3.7 UJ	17 UJ	29 UJ	R	4.0 UJ	7.6 UJ	3.6 UJ
alpha-Chlordane	1.7	1.9 UJ	1.9 UJ	8.9 UJ	15 UJ	R	2.1 UJ	3.9 UJ	1.9 UJ
gamma-Chlordane	1.7	1.9 UJ	1.9 UJ	8.9 UJ	15 UJ	R	2.1 UJ	3.9 UJ	1.9 UJ
Toxaphene	170	190 UJ	190 UJ	890 UJ	1500 UJ	R	210 UJ	390 UJ	190 UJ
Aroclor-1016	33	37 UJ	37 UJ	170 UJ	290 UJ	R	40 UJ	76 UJ	36 UJ
Aroclor-1221	67	76 UJ	76 UJ	350 UJ	600 UJ	R	82 UJ	150 UJ	74 UJ
Aroclor-1232	33	37 UJ	37 UJ	170 UJ	290 UJ	R	40 UJ	76 UJ	36 UJ
Aroclor-1242	33	37 UJ	37 UJ	170 UJ	290 UJ	R	40 UJ	76 UJ	36 UJ
Aroclor-1248	33	37 UJ	37 UJ	170 UJ	290 UJ	R	40 UJ	76 UJ	36 UJ
Aroclor-1254	33	37 UJ	37 UJ	170 UJ	290 UJ	R	40 UJ	76 UJ	36 UJ
Aroclor-1260	33	76 J	78 J	450 J	33000 J	81000 J	84 J	730 J	36 UJ

Dilution Factor:	1.00	1.00	5.00	5.00	3.00	1.00	2.00	1.00
Percent Solids:	88	88	95	56	59	82	87	91
Sample Volume\Weight (ml\g):	30.0	30.0	30.0	30.0	30.0	30.0	30.0	30.0

Associated Method Blank:	PBLK07	PBLK07	PBLK07	PBLK07	PSB1015B	PBLK07	PBLK07	PSB1015B
Associated Equipment Blank:	HFQ5XX4XXX94XX	HFQ5XX4XXX94XX	HFQ5XX4XXX94XX	HFQ5XX4XXX94XX	HFQ5XX5XXX94XX	HFQ5XX4XXX94XX	HFQ5XX4XXX94XX	HFQ5XX5XXX94XX
Associated Field Blank:	-	-	-	-	-	-	-	-

Site: SURFACE SOILS
 U: not detected R: unusable
 J: estimated N: spike recovery not met

Table 2
Validation / Summary Table

LOCATION:	SS-122	SS-123	SS-124	SS-125
ISIS ID:	HFSS122XXX94XX	HFSS123XXX94XX	HFSS124XXX94XX	HFSS125XXX94XX
LAB NUMBER:	2225916 R	2226503	2225917 R	2225920 R
DATE SAMPLED:	10/10/94	10/11/94	10/10/94	10/10/94
DATE EXTRACTED:	10/14/94	10/15/94	10/14/94	10/14/94
DATE ANALYZED:	12/29/94	11/17/94	12/29/94	12/30/94

ANALYTE	SOW-3/90 - II	CRQL					
alpha-BHC	1.7	2.0	UJ	1.9	UJ	2.1	UJ
beta-BHC	1.7	2.0	UJ	1.9	UJ	2.1	UJ
delta-BHC	1.7	2.0	UJ	1.9	UJ	2.1	UJ
gamma-BHC (Lindane)	1.7	2.0	UJ	1.9	UJ	2.1	UJ
Heptachlor	1.7	2.0	UJ	1.9	UJ	2.1	UJ
Aldrin	1.7	2.0	UJ	1.9	UJ	2.1	UJ
Heptachlor Epoxide	1.7	2.0	UJ	1.9	UJ	2.1	UJ
Endosulfan I	1.7	2.0	UJ	1.9	UJ	2.1	UJ
Dieldrin	3.3	3.8	UJ	3.6	UJ	4.0	UJ
4,4'-DDE	3.3	3.8	UJ	3.6	UJ	4.0	UJ
Endrin	3.3	3.8	UJ	3.6	UJ	4.0	UJ
Endosulfan II	3.3	3.8	UJ	3.6	UJ	4.0	UJ
4,4'-DDD	3.3	3.8	UJ	3.6	UJ	4.0	UJ
Endrin Aldehyde	3.3	3.8	UJ	3.6	UJ	4.0	J
Endosulfan Sulfate	3.3	3.8	UJ	3.6	UJ	4.0	UJ
4,4'-DDT	3.3	3.8	UJ	3.6	UJ	4.0	R
Methoxychlor	17	20	UJ	19	UJ	21	UJ
Endrin Ketone	3.3	3.8	UJ	3.6	UJ	4.0	UJ
alpha-Chlordane	1.7	2.0	UJ	1.9	UJ	2.1	UJ
gamma-Chlordane	1.7	2.0	UJ	1.9	UJ	2.1	UJ
Toxaphene	170	200	UJ	190	UJ	210	UJ
Aroclor-1016	33	38	UJ	36	UJ	40	UJ
Aroclor-1221	67	78	UJ	74	UJ	82	UJ
Aroclor-1232	33	38	UJ	36	UJ	40	UJ
Aroclor-1242	33	38	UJ	36	UJ	40	UJ
Aroclor-1248	33	38	UJ	36	UJ	40	UJ
Aroclor-1254	33	38	UJ	36	UJ	40	UJ
Aroclor-1260	33	49	J	36	UJ	80	J

Dilution Factor:	1.00	1.00	1.00	1.00
Percent Solids:	86	91	82	81
Sample Volume\Weight (ml\g):	30.0	30.0	30.0	30.0

Associated Method Blank:	PBLK07	PSB1015B	PBLK07	PBLK07
Associated Equipment Blank:	HFQSXX4XXX94XX	HFQSXX5XXX94XX	HFQSXX4XXX94XX	HFQSXX4XXX94XX
Associated Field Blank:	-	-	-	-

Site: SURFACE SOILS

U: not detected R: unusable

J: estimated N: spike recovery not met

TENTATIVELY IDENTIFIED COMPOUND (TIC) SUMMARY
 NYSDEC-PSA-14 HANNA FURNACE SITE; FILE: 7169-15
 SOIL (ug/kg)

SEMIVOLATILE

	HFSS101XXX94XX	HFSS101XXX94XD	HFSS102XXX94XX	HFSS103XXX94XX
unknown aromatic	2500 J(9)	4100 J(11)	13000 J(9)	370 J(2)
unknown hydrocarbon	400 J(2)		1200 J(3)	74 J
unknown	2400 J(9)	2200 J(9)	4200 J(8)	330 J(3)
	HFSS104XXX94XX	HFSS105XXX94XX	HFSS106XXX94XX	HFSS107XXX94XX
unknown hydrocarbon	1400 J(5)		1300 J(4)	510 J(5)
unknown aromatic	3300 J(9)	1600 J(10)	1200 J(8)	730 J(5)
unknown	1400 J(6)	630 J(5)	1100 J(8)	840 J(4)
	HFSS108XXX94XX	HFSS115XXX94XX	HFSS115XXX94XD	HFSS116XXX94XX
unknown hydrocarbon	2500 J(9)	1300 J(2)	1400 J(5)	110000 J(16)
unknown aromatic	840 J(2)	1500 J(5)	700 J(3)	
unknown	3600 J(8)	5700 J(13)	2900 J(11)	35000 J(4)
	HFSS117XXX94XX	HFSS119XXX94XX	HFSS120XXX94XX	HFSS122XXX94XX
unknown hydrocarbon	4300 J(4)	1000 J(5)	4700 J(10)	1200 J(4)
unknown aromatic	2000 J(4)		480 J(2)	350 J
unknown	3100 J(5)	1800 J(8)		6700 J(15)
unknown PCB	4400 J(4)		170 J	
	HFSS124XXX94XX	HFSS125XXX94XX		
unknown hydrocarbon	2800 J(9)	1900 J(6)		
unknown aromatic	1000 J(3)	1200 J(4)		
unknown	1800 J(7)	4200 J(9)		

Data Qualifiers: J = estimated

TENTATIVELY IDENTIFIED COMPOUND (TIC) SUMMARY
 NYSDEC-PSA-14 HANNA FURNACE SITE; FILE: 7169-16
 AQUEOUS (ug/L)

VOLATILE

	HFMW107XXX94XX	HFMW109XXX94XX
unknown aromatic unknown	94 J(3)	10 J

NO VOLATILE TIC's WERE IDENTIFIED IN THE FOLLOWING SAMPLES:

HFMW101XXX94XX	HFMW105XXX94XX	HFQT104XXX94XX
HFMW101XXX94XD	HFMW106XXX94XX	
HFMW102XXX94XX	HFMW108XXX94XX	
HFMW103XXX94XX	HFMW110XXX94XX	
HFMW104XXX94XX	HFQSX10XXX94XX	

SEMIVOLATILE

	HFMW101XXX94XX	HFMW101XXX94XD	HFMW102XXX94XX	HFMW103XXX94XX
unknown aromatic unknown	4 J 43 J(8)	14 J(4) 87 J(11)	27 J(2)	50 J(11)

	HFMW104XXX94XX	HFMW105XXX94XX	HFMW106XXX94XX	HFMW107XXX94XX
unknown hydrocarbon unknown	17 J(7) 3 J	28 J(2)	40 J(2)	112 J(3)

	HFMW109XXX94XX	HFMW110XXX94XX	HFQSX10XXX94XX
unknown	23 J(2)	209 J(19)	31 J(8)

NO SEMIVOLATILE TIC's WERE IDENTIFIED IN THE FOLLOWING SAMPLES:

HFMW108XXX94XX

Data Qualifiers: J = estimated

Table 2
Validation / Summary Table

LOCATION:	SS-115 DUP	SS-115	SS-116	SS-117	SS-118	SS-119	SS-120	SS-121
ISIS ID:	HFSS115XXX94XD	HFSS115XXX94XX	HFSS116XXX94XX	HFSS117XXX94XX	HFSS118XXX94XX	HFSS119XXX94XX	HFSS120XXX94XX	HFSS121XXX94XX
LAB NUMBER:	2225913	2225912	2225914	2225918	2226505	2225919	2225915	2226504
DATE SAMPLED:	10/10/94	10/10/94	10/10/94	10/10/94	10/11/94	10/10/94	10/10/94	10/11/94
DATE ANALYZED:	10/17/94	10/17/94	10/17/94	10/17/94	10/24/94	10/17/94	10/17/94	10/24/94

ANALYTE	RL								
Corrosivity, inch/Year	0.01	0.01 U	0.01 U	0.01 U	0.01 U	0.01 U	0.01 U	0.01 U	0.01 U
Ignitability, Degrees F	212	>212	>212	>212	>212	>212	>212	>212	>212
Cyanide, Reactive, ppm	1	1 U	1 U	1 U	1 U	1 U	1 U	1 U	1 U
Sulfide, Reactive, ppm	1	1 U	1 U	1 U	1 U	1 U	1 U	1 U	1 U

Associated Method Blank:	SDGHANNA1	SDGHANNA1	SDGHANNA1	SDGHANNA1	SDGHANNA2	SDGHANNA1	SDGHANNA1	SDGHANNA2
Associated Equipment Blank:	-	-	-	-	-	-	-	-
Associated Field Blank:	-	-	-	-	-	-	-	-

Site: SURFACE SOILS
U: not detected

Table 2
Validation / Summary Table

LOCATION:	SS-122	SS-123	SS-124	SS-125
ISIS ID:	HFSS122XXX94XX	HFSS123XXX94XX	HFSS124XXX94XX	HFSS125XXX94XX
LAB NUMBER:	2225916	2226503	2225917	2225920
DATE SAMPLED:	10/10/94	10/11/94	10/10/94	10/10/94
DATE ANALYZED:	10/17/94	10/24/94	10/17/94	10/17/94

ANALYTE	RL				
Corrosivity, inch/Year	0.01	0.01 U	0.01 U	0.01 U	0.01 U
Ignitability, Degrees F	212	>212	>212	>212	>212
Cyanide, Reactive, ppm	1	1 U	1 U	1 U	1 U
Sulfide, Reactive, ppm	1	1 U	1 U	1 U	1 U

=====

Associated Method Blank:	SDGHANNA1	SDGHANNA2	SDGHANNA1	SDGHANNA1
Associated Equipment Blank:	-	-	-	-
Associated Field Blank:	-	-	-	-

Site: SURFACE SOILS
U: not detected

Table 2
Validation / Summary Table

LOCATION:	SS-122	SS-123	SS-124	SS-125
ISIS ID:	HFSS122XXX94XX	HFSS123XXX94XX	HFSS124XXX94XX	HFSS125XXX94XX
LAB NUMBER:	2225916	2226503	2225917 R	2225920 R
DATE SAMPLED:	10/10/94	10/11/94	10/10/94	10/10/94
DATE EXTRACTED:	10/13/94	10/14/94	10/13/94	10/13/94
DATE ANALYZED:	11/08/94	11/14/94	11/18/94	11/18/94

ANALYTE	SOW-3/90 - II	CRQL				
Phenol	330	330	U	370	U	410 UJ
bis(2-Chloroethyl)ether	330	390	UJ	370	U	410 UJ
2-Chlorophenol	330	390	U	370	U	410 UJ
1,3-Dichlorobenzene	330	390	UJ	370	U	410 UJ
1,4-Dichlorobenzene	330	390	UJ	370	U	410 UJ
1,2-Dichlorobenzene	330	390	UJ	370	U	410 UJ
2-Methylphenol	330	390	U	370	U	410 UJ
2,2'-oxybis(1-Chloropropane)	330	390	UJ	370	U	410 UJ
4-Methylphenol	330	390	U	370	U	410 UJ
N-Nitroso-di-n-propylamine	330	390	UJ	370	U	410 UJ
Hexachloroethane	330	390	UJ	370	U	410 UJ
Nitrobenzene	330	390	UJ	370	U	410 UJ
Isophorone	330	390	UJ	370	U	410 UJ
2-Nitrophenol	330	390	U	370	U	410 UJ
2,4-Dimethylphenol	330	390	U	370	U	410 UJ
bis(2-Chloroethoxy)methane	330	390	UJ	370	U	410 UJ
2,4-Dichlorophenol	330	390	U	370	U	410 UJ
1,2,4-Trichlorobenzene	330	390	UJ	370	U	410 UJ
Naphthalene	330	56	J	210	J	410 UJ
4-Chloroaniline	330	390	UJ	370	U	410 UJ
Hexachlorobutadiene	330	390	UJ	370	U	410 UJ
4-Chloro-3-Methylphenol	330	390	U	370	U	410 UJ
2-Methylnaphthalene	330	79	J	51	J	410 UJ
Hexachlorocyclopentadiene	330	390	UJ	370	U	410 UJ
2,4,6-Trichlorophenol	330	390	U	370	U	410 UJ
2,4,5-Trichlorophenol	800	930	U	880	U	980 UJ
2-Chloronaphthalene	330	390	UJ	370	U	410 UJ
2-Nitroaniline	800	930	UJ	880	U	980 UJ
Dimethylphthalate	330	390	UJ	370	U	410 UJ
Acenaphthylene	330	390	UJ	46	J	410 UJ
2,6-Dinitrotoluene	330	390	UJ	370	U	410 UJ

Site: SURFACE SOILS

U: not detected R: unusable

J: estimated

Table 2
Validation / Summary Table

LOCATION:	SS-122	SS-123	SS-124	SS-125
ISIS ID:	HFSS122XXX94XX	HFSS123XXX94XX	HFSS124XXX94XX	HFSS125XXX94XX
LAB NUMBER:	2225916	2226503	2225917 R	2225920 R
DATE SAMPLED:	10/10/94	10/11/94	10/10/94	10/10/94
DATE EXTRACTED:	10/13/94	10/14/94	10/13/94	10/13/94
DATE ANALYZED:	11/08/94	11/14/94	11/18/94	11/18/94

ANALYTE	SOW-3/90 - II	CRQL				
3-Nitroaniline	800	930	UJ	880	U	980 UJ 990 UJ
Acenaphthene	330	390	UJ	60	J	90 J 410 UJ
2,4-Dinitrophenol	800		R	880	U	980 UJ 990 UJ
4-Nitrophenol	800	930	U	880	U	980 UJ 990 UJ
Dibenzofuran	330	40	J	370	U	410 UJ 410 UJ
2,4-Dinitrotoluene	330	390	UJ	370	U	410 UJ 410 UJ
Diethylphthalate	330	390	UJ	370	U	410 UJ 410 UJ
4-Chlorophenyl-phenylether	330	390	UJ	370	U	410 UJ 410 UJ
Fluorene	330	45	J	45	J	410 UJ 410 UJ
4-Nitroaniline	800	930	UJ	880	U	980 UJ 990 UJ
4,6-Dinitro-2-methylphenol	800		R	880	U	980 UJ 990 UJ
N-Nitrosodiphenylamine	330	390	UJ	370	U	410 UJ 410 UJ
4-Bromophenyl-phenylether	330	390	UJ	370	U	410 UJ 410 UJ
Hexachlorobenzene	330	390	UJ	370	U	410 UJ 410 UJ
Pentachlorophenol	800	930	U	880	U	980 UJ 990 UJ
Phenanthrene	330	490	J	290	J	120 J 140 J
Anthracene	330	100	J	42	J	410 UJ 410 UJ
Carbazole	330	390	UJ	370	U	410 UJ 410 UJ
Di-n-butylphthalate	330	390	UJ	370	U	410 UJ 410 UJ
Fluoranthene	330	570	J	490		200 J 210 J
Pyrene	330	1900	J	600		290 J 320 J
Butylbenzylphthalate	330	180	J	370	U	410 UJ 410 UJ
3,3'-Dichlorobenzidine	330		R	370	U	410 UJ 410 UJ
Benzo(a)Anthracene	330	440	J	380		180 J 140 J
Chrysene	330	580	J	550		220 J 220 J
bis(2-Ethylhexyl)phthalate	330	210	J	370	U	410 UJ 140 J
Di-n-octylphthalate	330		R	370	U	410 UJ 410 UJ
Benzo(b)Fluoranthene	330	650	J	540		280 J 270 J
Benzo(k)Fluoranthene	330	610	J	390	J	300 J 220 J
Benzo(a)Pyrene	330	410	J	390		260 J 150 J
Indeno(1,2,3-c,d)Pyrene	330	380	J	190	J	120 J 82 J
Dibenz(a,h)Anthracene	330	65	J	49	J	410 UJ 410 UJ
Benzo(g,h,i)perylene	330	420	J	160	J	93 J 71 J

Dilution Factor:	1.00	1.00	1.00	1.00
Percent Solids:	86	91	82	81
Sample Volume\Weight (ml\g):	30.0	30.0	30.0	30.0

Associated Method Blank:	S1268.D	S1316.D	S1268.D	S1268.D
Associated Equipment Blank:	HFQsXX4XXX94XX	HFQsXX5XXX94XX	HFQsXX4XXX94XX	HFQsXX4XXX94XX
Associated Field Blank:	-	-	-	-

Site: SURFACE SOILS

U: not detected R: unusable

J: estimated

Table 1
Laboratory Report of Analysis

LOCATION:	SS-101 DUP	SS-101 DUP	SS-101	SS-101	SS-102	SS-102	SS-103	SS-103
ISIS ID:	HFSS101XXX94XD	HFSS101XXX94XD	HFSS101XXX94XX	HFSS101XXX94XX	HFSS102XXX94XX	HFSS102XXX94XX	HFSS103XXX94XX	HFSS103XXX94XX
LAB NUMBER:	2225904	2225904 R	2225901	2225901 R	2225905	2225905 R	2225906	2225906 R
DATE SAMPLED:	10/10/94	10/10/94	10/10/94	10/10/94	10/10/94	10/10/94	10/10/94	10/10/94
DATE EXTRACTED:	10/14/94	10/14/94	10/14/94	10/14/94	10/14/94	10/14/94	10/14/94	10/14/94
DATE ANALYZED:	11/15/94	12/30/94	11/15/94	12/28/94	11/15/94	12/30/94	11/15/94	12/28/94

ANALYTE	SOW-3/90 - II	CRQL							
alpha-BHC	1.7	2.0 U	10 U	2.0 U	2.0 U	2.0 U	10 U	1.9 U	1.9 U
beta-BHC	1.7	2.0 U	10 U	2.0 U	2.0 U	2.0 U	10 U	1.9 U	1.9 U
delta-BHC	1.7	2.0 U	10 U	2.0 U	2.0 U	2.0 U	10 U	1.9 U	1.9 U
gamma-BHC (Lindane)	1.7	2.0 U	10 U	2.0 U	2.0 U	2.0 U	10 U	1.9 U	1.9 U
Heptachlor	1.7	2.0 U	10 U	2.0 U	2.0 U	2.0 U	10 U	1.9 U	1.9 U
Aldrin	1.7	2.0 U	10 U	2.0 U	2.0 U	2.0 U	10 U	1.9 U	1.9 U
Heptachlor Epoxide	1.7	2.0 U	10 U	2.0 U	2.0 U	2.0 U	10 U	1.9 U	1.9 U
Endosulfan I	1.7	2.0 U	10 U	2.0 U	2.0 U	2.0 U	10 U	1.9 U	1.9 U
Dieldrin	3.3	3.9 U	20 U	3.9 U	3.9 U	4.0 U	20 U	3.6 U	3.6 U
4,4'-DDE	3.3	3.9 U	20 U	3.9 U	4.5 P	4.0 U	20 U	3.6 U	3.6 U
Endrin	3.3	3.9 U	20 U	3.9 U	5.0 P	4.0 U	20 U	3.6 U	3.6 U
Endosulfan II	3.3	3.9 U	20 U	3.9 U	8.3	4.0 U	20 U	3.6 U	3.6 U
4,4'-DDD	3.3	3.9 U	20 U	3.9 U	3.9 U	4.0 U	20 U	3.6 U	3.6 U
Endrin Aldehyde	3.3	3.9 U	20 U	3.9 U	3.9 U	4.0 U	20 U	3.6 U	3.6 U
Endosulfan Sulfate	3.3	3.9 U	20 U	3.9 U	3.9 U	4.0 U	20 U	3.6 U	3.6 U
4,4'-DDT	3.3	3.9 U	20 U	3.9 U	3.9 U	4.0 U	20 U	3.6 U	3.6 U
Methoxychlor	17	20 U	100 U	20 U	17 JP	20 U	100 U	19 U	19 U
Endrin Ketone	3.3	3.9 U	20 U	3.9 U	3.9 U	4.0 U	20 U	3.6 U	3.6 U
alpha-Chlordane	1.7	2.0 U	10 U	2.0 U	2.0 U	2.0 U	10 U	1.9 U	1.9 U
gamma-Chlordane	1.7	2.0 U	10 U	2.0 U	2.0 U	2.0 U	10 U	1.9 U	1.9 U
Toxaphene	170	200 U	1000 U	200 U	200 U	200 U	1000 U	190 U	190 U
Aroclor-1016	33	39 U	200 U	39 U	39 U	40 U	200 U	36 U	36 U
Aroclor-1221	67	80 U	400 U	80 U	80 U	81 U	400 U	74 U	74 U
Aroclor-1232	33	39 U	200 U	39 U	39 U	40 U	200 U	36 U	36 U
Aroclor-1242	33	39 U	200 U	39 U	39 U	40 U	200 U	36 U	36 U
Aroclor-1248	33	39 U	200 U	39 U	39 U	40 U	200 U	36 U	36 U
Aroclor-1254	33	39 U	200 U	39 U	39 U	40 U	200 U	36 U	36 U
Aroclor-1260	33	39 U	310 P	39 U	250	40 U	190 JP	36 U	28 J

Dilution Factor:	1.00	5.00	1.00	1.00	1.00	5.00	1.00	1.00
Percent Solids:	84	84	84	84	83	83	91	91
Sample Volume\Weight (ml\g):	30.0	30.0	30.0	30.0	30.0	30.0	30.0	30.0
Associated Method Blank:	PSB1014B	PBLK07	PSB1014B	PBLK07	PSB1014B	PBLK07	PSB1014B	PBLK07
Associated Equipment Blank:	HFQsXX1XXX94XX	HFQsXX1XXX94XX	HFQsXX1XXX94XX	HFQsXX1XXX94XX	HFQsXX1XXX94XX	HFQsXX1XXX94XX	HFQsXX1XXX94XX	HFQsXX1XXX94XX
Associated Field Blank:	-	-	-	-	-	-	-	-

Site: SURFACE SOILS

U: not detected E: exceeds calibration range P: > 25% difference between columns
 J: estimated D: diluted result C: confirmed by GC/MS

Table 1
Laboratory Report of Analysis

LOCATION:	SS-104	SS-104	SS-105	SS-105	SS-106	SS-106	SS-107	SS-107
ISIS ID:	HFSS104XXX94XX	HFSS104XXX94XX	HFSS105XXX94XX	HFSS105XXX94XX	HFSS106XXX94XX	HFSS106XXX94XX	HFSS107XXX94XX	HFSS107XXX94XX
LAB NUMBER:	2225907	2225907 R	2225908	2225908 R	2225909	2225909 R	2225910	2225910 R
DATE SAMPLED:	10/10/94	10/10/94	10/10/94	10/10/94	10/10/94	10/10/94	10/10/94	10/10/94
DATE EXTRACTED:	10/14/94	10/14/94	10/14/94	10/14/94	10/14/94	10/14/94	10/14/94	10/14/94
DATE ANALYZED:	11/15/94	12/30/94	11/20/94	12/29/94	11/20/94	12/29/94	11/20/94	12/28/94

ANALYTE	SOW-3/90 - II	CRQL							
alpha-BHC	1.7	2.0 U	5.9 U	1.9 U	1.9 U	1.9 U	1.9 U	2.0 U	2.0 U
beta-BHC	1.7	2.0 U	5.9 U	1.9 U	1.9 U	1.9 U	1.9 U	2.0 U	2.0 U
delta-BHC	1.7	2.0 U	5.9 U	1.9 U	1.9 U	1.9 U	1.9 U	2.0 U	2.0 U
gamma-BHC (Lindane)	1.7	2.0 U	5.9 U	1.9 U	1.9 U	1.9 U	1.9 U	2.0 U	2.0 U
Heptachlor	1.7	2.0 U	5.9 U	1.9 U	1.9 U	1.9 U	1.9 U	2.0 U	2.0 U
Aldrin	1.7	2.0 U	5.9 U	1.9 U	1.9 U	1.9 U	1.9 U	2.0 U	2.0 U
Heptachlor Epoxide	1.7	2.0 U	5.9 U	1.9 U	1.9 U	1.9 U	1.9 U	2.0 U	2.0 U
Endosulfan I	1.7	2.0 U	5.9 U	1.9 U	1.9 U	1.9 U	1.9 U	2.0 U	2.0 U
Dieldrin	3.3	3.8 U	12 U	3.7 U	3.7 U	3.7 U	3.7 U	3.8 U	3.8 U
4,4'-DDE	3.3	3.8 U	12 U	3.7 U	3.7 U	3.7 U	3.7 U	3.8 U	3.8 U
Endrin	3.3	3.8 U	12 U	3.7 U	3.7 U	3.7 U	3.7 U	3.8 U	3.8 U
Endosulfan II	3.3	3.8 U	12 U	3.7 U	3.7 U	3.7 U	3.9 P	3.8 U	3.8 U
4,4'-DDD	3.3	3.8 U	12 U	3.7 U	3.7 U	3.7 U	3.7 U	3.8 U	3.8 U
Endrin Aldehyde	3.3	3.8 U	12 U	3.7 U	3.8 P	3.7 U	3.7 U	3.8 U	3.8 U
Endosulfan Sulfate	3.3	3.8 U	12 U	4.8	3.7 U	3.7 U	3.7 U	2.8 JP	3.8 U
4,4'-DDT	3.3	3.8 U	12 U	3.7 U	3.7 U	3.7 U	5.8 P	3.8 U	3.8 U
Methoxychlor	17	20 U	59 U	19 U	17 J	19 U	16 J	20 U	20 U
Endrin Ketone	3.3	3.8 U	12 U	3.7 U	3.7 U	3.7 U	3.7 U	3.8 U	3.8 U
alpha-Chlordane	1.7	2.0 U	5.9 U	1.9 U	1.9 U	1.9 U	1.9 U	2.0 U	2.0 U
gamma-Chlordane	1.7	2.0 U	5.9 U	1.9 U	1.9 U	1.9 U	1.9 U	2.0 U	2.0 U
Toxaphene	170	200 U	590 U	190 U	190 U	190 U	190 U	200 U	200 U
Aroclor-1016	33	38 U	120 U	37 U	37 U	37 U	37 U	38 U	38 U
Aroclor-1221	67	78 U	230 U	75 U	75 U	76 U	76 U	77 U	77 U
Aroclor-1232	33	38 U	120 U	37 U	37 U	37 U	37 U	38 U	38 U
Aroclor-1242	33	38 U	120 U	37 U	37 U	37 U	37 U	38 U	38 U
Aroclor-1248	33	38 U	120 U	37 U	37 U	37 U	37 U	38 U	38 U
Aroclor-1254	33	38 U	120 U	37 U	37 U	37 U	37 U	38 U	38 U
Aroclor-1260	33	38 U	210 P	37 U	79	37 U	50	38 U	18 J

Dilution Factor:	1.00	3.00	1.00	1.00	1.00	1.00	1.00	1.00	1.00
Percent Solids:	86	86	89	89	88	88	87	87	77
Sample Volume\Weight (ml\g):	30.0	30.0	30.0	30.0	30.0	30.0	30.0	30.0	30.0
Associated Method Blank:	PSB1014B	PBLK07	PSB1014A	PBLK07	PSB1014A	PBLK07	PSB1014A	PBLK07	PBLK07
Associated Equipment Blank:	HFQsXX1XXX94XX	HFQsXX1XXX94XX	HFQsXX1XXX94XX	HFQsXX1XXX94XX	HFQsXX1XXX94XX	HFQsXX1XXX94XX	HFQsXX1XXX94XX	HFQsXX1XXX94XX	HFQsXX1XXX94XX
Associated Field Blank:	-	-	-	-	-	-	-	-	-

Site: SURFACE SOILS

U: not detected E: exceeds calibration range P: > 25% difference between columns
 J: estimated D: diluted result C: confirmed by GC/MS

Table 1
Laboratory Report of Analysis

LOCATION:	SS-108	SS-108	SS-109	SS-110	SS-111 DUP	SS-111	SS-112	SS-113
ISIS ID:	HFSS108XXX94XX	HFSS108XXX94XX	HFSS109XXX94XX	HFSS110XXX94XX	HFSS111XXX94XD	HFSS111XXX94XX	HFSS112XXX94XX	HFSS113XXX94XX
LAB NUMBER:	2225911	2225911 R	2226502	2226501	2226519	2226516	2226515	2226514
DATE SAMPLED:	10/10/94	10/10/94	10/11/94	10/11/94	10/11/94	10/11/94	10/11/94	10/11/94
DATE EXTRACTED:	10/14/94	10/14/94	10/15/94	10/15/94	10/15/94	10/15/94	10/15/94	10/15/94
DATE ANALYZED:	11/22/94	12/29/94	11/18/94	11/17/94	11/18/94	11/19/94	11/18/94	11/18/94

ANALYTE	SOW-3/90 - II	CRQL							
alpha-BHC	1.7	2.4 U	2.4 U	4.7 U	1.9 U	2.0 U	2.0 U	1.9 U	6.2 U
beta-BHC	1.7	2.4 U	2.4 U	4.7 U	1.9 U	2.0 U	2.0 U	1.9 U	6.2 U
delta-BHC	1.7	2.4 U	2.4 U	4.7 U	1.9 U	2.0 U	2.0 U	1.9 U	6.2 U
gamma-BHC (Lindane)	1.7	2.4 U	2.4 U	4.7 U	1.9 U	2.0 U	2.0 U	1.9 U	6.2 U
Heptachlor	1.7	2.4 U	2.1 JP	4.7 U	1.9 U	2.0 U	2.0 U	1.9 U	6.2 U
Aldrin	1.7	2.4 U	2.4 U	4.7 U	1.9 U	2.0 U	2.0 U	1.9 U	6.2 U
Heptachlor Epoxide	1.7	2.4 U	2.4 U	4.7 U	1.9 U	2.0 U	2.0 U	1.9 U	6.2 U
Endosulfan I	1.7	2.4 U	2.4 U	4.7 U	1.9 U	2.0 U	2.0 U	1.9 U	6.2 U
Dieldrin	3.3	4.7 U	4.7 U	9.2 U	3.7 U	5.6	3.9 U	3.7 U	12 U
4,4'-DDE	3.3	4.7 U	4.7 U	9.2 U	3.7 U	3.8 U	14	3.7 U	12 U
Endrin	3.3	4.7 U	4.7 U	9.2 U	3.7 U	3.8 U	4.2 P	3.7 U	12 U
Endosulfan II	3.3	4.7 U	4.7 U	9.2 U	3.7 U	3.8 U	5.1 P	5.0 P	12 U
4,4'-DDD	3.3	4.7 U	4.7 U	9.2 U	3.7 U	3.8 U	3.9 U	3.7 U	12 U
Endrin Aldehyde	3.3	4.7 U	4.7 U	9.2 U	3.7 U	3.8 U	3.9 U	3.7 U	12 U
Endosulfan Sulfate	3.3	4.7 U	4.7 U	9.2 U	3.7 U	3.8 U	3.9 U	3.7 U	12 U
4,4'-DDT	3.3	4.8 P	9.0	9.2 U	3.7 U	3.8 U	3.9 U	3.7 U	12 U
Methoxychlor	17	24 U	26 P	47 U	19 U	20 U	20 U	19 U	62 U
Endrin Ketone	3.3	4.7 U	4.7 U	9.2 U	3.7 U	3.8 U	3.9 U	3.7 U	12 U
alpha-Chlordane	1.7	2.4 U	2.4 U	4.7 U	1.9 U	2.0 U	2.0 U	1.9 U	6.2 U
gamma-Chlordane	1.7	2.4 U	2.4 U	4.7 U	1.9 U	2.0 U	2.0 U	1.9 U	6.2 U
Toxaphene	170	240 U	240 U	470 U	190 U	200 U	200 U	190 U	620 U
Aroclor-1016	33	47 U	47 U	92 U	37 U	38 U	39 U	37 U	120 U
Aroclor-1221	67	96 U	96 U	190 U	74 U	78 U	79 U	76 U	250 U
Aroclor-1232	33	47 U	47 U	92 U	37 U	38 U	39 U	37 U	120 U
Aroclor-1242	33	47 U	47 U	92 U	37 U	38 U	39 U	37 U	120 U
Aroclor-1248	33	47 U	47 U	92 U	37 U	38 U	39 U	37 U	120 U
Aroclor-1254	33	47 U	47 U	92 U	37 U	38 U	39 U	37 U	120 U
Aroclor-1260	33	47 U	71	56 JP	37 U	15 JP	270	140	150 P

Dilution Factor:	1.00	1.00	2.00	1.00	1.00	1.00	1.00	1.00	1.00
Percent Solids:	70	70	72	90	86	85	88	82	82
Sample Volume/Weight (ml/g):	30.0	30.0	30.0	30.0	30.0	30.0	30.0	30.0	30.0

Associated Method Blank:	PSB1014A	PBLK07	PSB1015B	PSB1015B	PSB1015B	PSB1015B	PSB1015B	PSB1015B	PSB1015B
Associated Equipment Blank:	HFQSSX1XXX94XX	HFQSSX1XXX94XX	HFQSSX5XXX94XX	HFQSSX5XXX94XX	HFQSSX5XXX94XX	HFQSSX5XXX94XX	HFQSSX5XXX94XX	HFQSSX5XXX94XX	HFQSSX5XXX94XX
Associated Field Blank:	-	-	-	-	-	-	-	-	-

Site: SURFACE SOILS

U: not detected E: exceeds calibration range P: > 25% difference between columns
 J: estimated D: diluted result C: confirmed by GC/MS

Table 1
Laboratory Report of Analysis

LOCATION:	SS-114	SS-115 DUP	SS-115 DUP	SS-115	SS-115	SS-116	SS-116	SS-117
ISIS ID:	HFSS114XXX94XX	HFSS115XXX94XD	HFSS115XXX94XD	HFSS115XXX94XX	HFSS115XXX94XX	HFSS116XXX94XX	HFSS116XXX94XX	HFSS117XXX94XX
LAB NUMBER:	2226513	2225913	2225913 R	2225912	2225912 R	2225914	2225914 R	2225918
DATE SAMPLED:	10/11/94	10/10/94	10/10/94	10/10/94	10/10/94	10/10/94	10/10/94	10/10/94
DATE EXTRACTED:	10/15/94	10/14/94	10/14/94	10/14/94	10/14/94	10/14/94	10/14/94	10/14/94
DATE ANALYZED:	11/18/94	11/20/94	12/29/94	11/22/94	12/29/94	11/22/94	12/30/94	11/22/94

ANALYTE	SOW-3/90 - II	CRQL							
alpha-BHC	1.7	2.0 U	1.9 U	1.9 U	5.8 U	1.9 U	45 U	8.9 U	12 U
beta-BHC	1.7	2.0 U	1.9 U	1.9 U	5.8 U	1.9 U	45 U	8.9 U	12 U
delta-BHC	1.7	2.0 U	1.9 U	1.9 U	5.8 U	1.9 U	45 U	8.9 U	12 U
gamma-BHC (Lindane)	1.7	2.0 U	1.9 U	1.9 U	5.8 U	1.9 U	45 U	8.9 U	12 U
Heptachlor	1.7	2.0 U	1.9 U	1.9 U	5.8 U	1.9 U	45 U	8.9 U	12 U
Aldrin	1.7	2.0 U	1.9 U	1.9 U	5.8 U	1.9 U	45 U	8.9 U	12 U
Heptachlor Epoxide	1.7	2.0 U	1.9 U	1.9 U	5.8 U	1.9 U	45 U	8.9 U	12 U
Endosulfan I	1.7	2.0 U	1.9 U	1.9 U	5.8 U	1.9 U	45 U	8.9 U	12 U
Dieldrin	3.3	3.8 U	3.9 P	3.7 U	11 U	3.7 U	87 U	17 U	24 U
4,4'-DDE	3.3	3.8 U	3.7 U	3.7 U	11 U	3.7 U	87 U	17 U	24 U
Endrin	3.3	3.8 U	3.7 U	3.7 U	11 U	3.7 U	87 U	8.9 U	24 U
Endosulfan II	3.3	3.8 U	3.7 U	3.9 P	11 U	5.2 P	54 JP	26	24 U
4,4'-DDD	3.3	3.8 U	3.7 U	3.7 U	11 U	3.7 U	87 U	17 U	24 U
Endrin Aldehyde	3.3	3.8 U	3.7 U	3.7 U	11 U	3.7 U	87 U	17 U	24 U
Endosulfan Sulfate	3.3	3.8 U	3.7 U	3.7 U	11 U	3.7 U	87 U	17 U	24 U
4,4'-DDT	3.3	3.8 U	3.7 U	7.2 P	11 U	13 P	71 J	27 P	24 U
Methoxychlor	17	20 U	19 U	180	58 U	13 J	450 U	89 U	120 U
Endrin Ketone	3.3	3.8 U	3.7 U	3.7 U	11 U	3.7 U	87 U	17 U	24 U
alpha-Chlordane	1.7	2.0 U	1.9 U	1.9 U	5.8 U	1.9 U	45 U	8.9 U	12 U
gamma-Chlordane	1.7	2.0 U	1.9 U	1.9 U	5.8 U	1.9 U	45 U	8.9 U	12 U
Toxaphene	170	200 U	190 U	190 U	580 U	190 U	4500 U	890 U	1200 U
Aroclor-1016	33	38 U	37 U	37 U	110 U	37 U	870 U	170 U	240 U
Aroclor-1221	67	77 U	76 U	76 U	230 U	76 U	1800 U	350 U	480 U
Aroclor-1232	33	38 U	37 U	37 U	110 U	37 U	870 U	170 U	240 U
Aroclor-1242	33	38 U	37 U	37 U	110 U	37 U	870 U	170 U	240 U
Aroclor-1248	33	38 U	37 U	37 U	110 U	37 U	870 U	170 U	240 U
Aroclor-1254	33	38 U	37 U	37 U	110 U	37 U	870 U	170 U	240 U
Aroclor-1260	33	36 J	37 U	76	110 U	78	870 U	450	240 U

Dilution Factor:	1.00	1.00	1.00	3.00	1.00	25.0	5.00	4.00
Percent Solids:	87	88	88	88	88	95	95	56
Sample Volume\Weight (ml\g):	30.0	30.0	30.0	30.0	30.0	30.0	30.0	30.0
Associated Method Blank:	PSB1015B	PSB1014A	PBLK07	PSB1014A	PBLK07	PSB1014A	PBLK07	PSB1014A
Associated Equipment Blank:	HFQ5XX4XXX94XX	HFQ5XX4XXX94XX	HFQ5XX4XXX94XX	HFQ5XX4XXX94XX	HFQ5XX4XXX94XX	HFQ5XX4XXX94XX	HFQ5XX4XXX94XX	HFQ5XX4XXX94XX
Associated Field Blank:	-	-	-	-	-	-	-	-

Site: SURFACE SOILS

U: not detected E: exceeds calibration range P: > 25% difference between columns
J: estimated D: diluted result C: confirmed by GC/MS

Table 1
Laboratory Report of Analysis

LOCATION:	SS-117	SS-117	SS-118	SS-118	SS-119	SS-119	SS-120	SS-120
ISIS ID:	HFSS117XXX94XX	HFSS117XXX94XX	HFSS118XXX94XX	HFSS118XXX94XX	HFSS119XXX94XX	HFSS119XXX94XX	HFSS120XXX94XX	HFSS120XXX94XX
LAB NUMBER:	2225918 D	2225918 R	2226505	2226505 D	2225919	2225919 R	2225915	2225915 R
DATE SAMPLED:	10/10/94	10/10/94	10/11/94	10/11/94	10/10/94	10/10/94	10/10/94	10/10/94
DATE EXTRACTED:	10/14/94	10/14/94	10/15/94	10/15/94	10/14/94	10/14/94	10/14/94	10/14/94
DATE ANALYZED:	01/04/95	12/30/94	11/18/94	11/23/94	11/20/94	12/29/94	11/20/94	12/30/94

ANALYTE	SOW-3/90 - II	CRQL								
alpha-BHC	1.7	150 U	15 U	8.6 U	290 U	2.1 U	2.1 U	2.0 U	3.9 U	
beta-BHC	1.7	150 U	15 U	8.6 U	290 U	2.1 U	2.1 U	2.0 U	3.9 U	
delta-BHC	1.7	150 U	15 U	8.6 U	290 U	2.1 U	2.1 U	2.0 U	3.9 U	
gamma-BHC (Lindane)	1.7	150 U	15 U	8.6 U	290 U	2.1 U	2.1 U	2.0 U	3.9 U	
Heptachlor	1.7	150 U	15 U	8.6 U	290 U	2.1 U	2.1 U	2.0 U	3.9 U	
Aldrin	1.7	150 U	15 U	8.6 U	290 U	2.1 U	2.1 U	2.0 U	3.9 U	
Heptachlor Epoxide	1.7	150 U	15 U	8.6 U	290 U	2.1 U	2.1 U	2.0 U	3.9 U	
Endosulfan I	1.7	150 U	15 U	8.6 U	290 U	2.1 U	2.1 U	2.0 U	3.9 U	
Dieldrin	3.3	290 U	29 U	17 U	560 U	4.0 U	4.0 U	3.8 U	7.6 U	
4,4'-DDE	3.3	380 D	56 P	80 P	560 U	4.0 U	4.0 U	3.8 U	7.6 U	
Endrin	3.3	290 U	29 U	17 U	560 U	4.0 U	4.0 U	3.8 U	7.6 U	
Endosulfan II	3.3	290 U	29 U	17 U	3000 DP	4.0 U	4.0 U	3.8 U	7.6 U	
4,4'-DDD	3.3	300 DP	29 U	41 P	560 U	4.0 U	4.0 U	3.8 U	7.6 U	
Endrin Aldehyde	3.3	290 U	29 U	17 U	560 U	4.0 U	4.0 U	3.8 U	27	
Endosulfan Sulfate	3.3	290 U	29 U	17 U	560 U	4.0 U	4.0 U	3.8 U	7.6 U	
4,4'-DDT	3.3	9600 DP	29 U	17 U	560 U	4.0 U	4.0 U	3.8 U	7.6 U	
Methoxychlor	17	1500 U	150 U	86 U	2900 U	21 U	21 U	20 U	39 U	
Endrin Ketone	3.3	290 U	29 U	17 U	560 U	4.0 U	4.0 U	3.8 U	7.6 U	
alpha-Chlordane	1.7	150 U	15 U	8.6 U	290 U	2.1 U	2.1 U	2.0 U	3.9 U	
gamma-Chlordane	1.7	150 U	15 U	8.6 U	290 U	2.1 U	2.1 U	2.0 U	3.9 U	
Toxaphene	170	15000 U	1500 U	860 U	29000 U	210 U	210 U	200 U	390 U	
Aroclor-1016	33	2900 U	290 U	170 U	5600 U	40 U	40 U	38 U	76 U	
Aroclor-1221	67	6000 U	600 U	340 U	11000 U	82 U	82 U	77 U	150 U	
Aroclor-1232	33	2900 U	290 U	170 U	5600 U	40 U	40 U	38 U	76 U	
Aroclor-1242	33	2900 U	290 U	170 U	5600 U	40 U	40 U	38 U	76 U	
Aroclor-1248	33	2900 U	290 U	170 U	5600 U	40 U	40 U	38 U	76 U	
Aroclor-1254	33	2900 U	290 U	170 U	5600 U	40 U	40 U	38 U	76 U	
Aroclor-1260	33	33000 CD	24000 E	35000 E	81000 CD	40 U	84	38 U	730	

Dilution Factor:	50.0	5.00	3.00	100	1.00	1.00	1.00	2.00
Percent Solids:	56	56	59	59	82	82	87	87
Sample Volume\Weight (ml\g):	30.0	30.0	30.0	30.0	30.0	30.0	30.0	30.0

Associated Method Blank:	PBLK08	PBLK07	PSB1015B	PSB1015B	PSB1014A	PBLK07	PSB10144	PBLK07
Associated Equipment Blank:	HFQSSX4XXX94XX	HFQSSX4XXX94XX	HFQSSX5XXX94XX	HFQSSX5XXX94XX	HFQSSX4XXX94XX	HFQSSX4XXX94XX	HFQSSX4XXX94XX	HFQSSX4XXX94XX
Associated Field Blank:								

Site: SURFACE SOILS

U: not detected E: exceeds calibration range P: > 25% difference between columns
J: estimated D: diluted result C: confirmed by GC/MS

Table 1
Laboratory Report of Analysis

LOCATION:	SS-121	SS-122	SS-122	SS-123	SS-124	SS-124	SS-125	SS-125
ISIS ID:	HFSS121XXX94XX	HFSS122XXX94XX	HFSS122XXX94XX	HFSS123XXX94XX	HFSS124XXX94XX	HFSS124XXX94XX	HFSS125XXX94XX	HFSS125XXX94XX
LAB NUMBER:	2226504	2225916	2225916 R	2226503	2225917	2225917 R	2225920	2225920 D
DATE SAMPLED:	10/11/94	10/10/94	10/10/94	10/11/94	10/10/94	10/10/94	10/10/94	10/10/94
DATE EXTRACTED:	10/15/94	10/14/94	10/14/94	10/15/94	10/14/94	10/14/94	10/14/94	10/14/94
DATE ANALYZED:	11/18/94	11/20/94	12/29/94	11/17/94	11/20/94	12/29/94	11/20/94	01/04/95

ANALYTE	SOW-3/90 - II	CRQL							
alpha-BHC	1.7	1.9 U	2.0 U	2.0 U	1.9 U	2.1 U	2.1 U	2.1 U	8.4 U
beta-BHC	1.7	1.9 U	2.0 U	2.0 U	1.9 U	2.1 U	2.1 U	2.1 U	8.4 U
delta-BHC	1.7	1.9 U	2.0 U	2.0 U	1.9 U	2.1 U	2.1 U	2.1 U	8.4 U
gamma-BHC (Lindane)	1.7	1.9 U	2.0 U	2.0 U	1.9 U	2.1 U	2.1 U	2.1 U	8.4 U
Heptachlor	1.7	1.9 U	3.4 P	2.0 U	1.9 U	2.1 U	2.1 U	2.0 J	8.4 U
Aldrin	1.7	1.9 U	2.0 U	2.0 U	1.9 U	2.1 U	2.1 U	2.1 U	8.4 U
Heptachlor Epoxide	1.7	1.9 U	2.0 U	2.0 U	1.9 U	2.1 U	2.1 U	2.1 U	8.4 U
Endosulfan I	1.7	1.9 U	2.0 U	2.0 U	1.9 U	2.1 U	2.1 U	2.1 U	8.4 U
Dieldrin	3.3	3.6 U	11	3.8 U	3.6 U	4.0 U	4.0 U	4.1 U	16 U
4,4'-DDE	3.3	3.6 U	3.8 U	3.8 U	3.6 U	4.0 U	4.0 U	4.1 U	16 U
Endrin	3.3	3.6 U	3.8 U	3.8 U	3.6 U	4.0 U	4.0 U	4.1 U	16 U
Endosulfan II	3.3	3.6 U	3.8 U	3.8 U	3.6 U	4.0 U	4.0 U	4.1 U	16 U
4,4'-DDD	3.3	3.6 U	3.8 U	3.8 U	3.6 U	4.0 U	4.0 U	4.1 U	16 U
Endrin Aldehyde	3.3	3.6 U	3.8 U	3.8 U	3.6 U	4.0 U	4.0 U	4.1 U	16 U
Endosulfan Sulfate	3.3	3.6 U	5.6 P	3.8 U	3.6 U	2.8 J	4.0 U	4.1 U	16 U
4,4'-DDT	3.3	3.6 U	3.8 U	3.8 U	3.6 U	4.0 U	4.0 U	4.1 U	50 DP
Methoxychlor	17	19 U	20 U	20 U	19 U	21 U	21 U	21 U	84 U
Endrin Ketone	3.3	3.6 U	3.8 U	3.8 U	3.6 U	4.0 U	4.0 U	4.1 U	16 U
alpha-Chlordane	1.7	1.9 U	2.0 U	2.0 U	1.9 U	2.1 U	2.1 U	2.1 U	8.4 U
gamma-Chlordane	1.7	1.9 U	2.0 U	2.0 U	1.9 U	2.1 U	2.1 U	2.1 U	8.4 U
Toxaphene	170	190 U	200 U	200 U	190 U	210 U	210 U	210 U	840 U
Aroclor-1016	33	36 U	38 U	38 U	36 U	40 U	40 U	41 U	160 U
Aroclor-1221	67	74 U	78 U	78 U	74 U	82 U	82 U	83 U	330 U
Aroclor-1232	33	36 U	38 U	38 U	36 U	40 U	40 U	41 U	160 U
Aroclor-1242	33	36 U	38 U	38 U	36 U	40 U	40 U	41 U	160 U
Aroclor-1248	33	36 U	38 U	38 U	36 U	40 U	40 U	41 U	160 U
Aroclor-1254	33	36 U	38 U	38 U	36 U	40 U	40 U	41 U	160 U
Aroclor-1260	33	36 U	38 U	49	36 U	40 U	80	41 U	1100 D

Dilution Factor:	1.00	1.00	1.00	1.00	1.00	1.00	1.00	1.00	4.00
Percent Solids:	91	86	86	91	82	82	81	81	81
Sample Volume\Weight (ml\g):	30.0	30.0	30.0	30.0	30.0	30.0	30.0	30.0	30.0
Associated Method Blank:	PSB1015B	PSB1014A	PBLK07	PSB1015B	PSB1014A	PBLK07	PSB1014A	PBLK08	PBLK08
Associated Equipment Blank:	HFQ5XX5XXX94XX	HFQ5XX4XXX94XX	HFQ5XX4XXX94XX	HFQ5XX5XXX94XX	HFQ5XX4XXX94XX	HFQ5XX4XXX94XX	HFQ5XX4XXX94XX	HFQ5XX4XXX94XX	HFQ5XX4XXX94XX
Associated Field Blank:	-	-	-	-	-	-	-	-	-

Site: SURFACE SOILS

U: not detected E: exceeds calibration range P: > 25% difference between columns
J: estimated D: diluted result C: confirmed by GC/MS

Table 1
Laboratory Report of Analysis

LOCATION:	SS-108	SS-108	SS-109	SS-110	SS-111 DUP	SS-111	SS-112	SS-113
ISIS ID:	HFSS108XXX94XX	HFSS108XXX94XX	HFSS109XXX94XX	HFSS110XXX94XX	HFSS111XXX94XD	HFSS111XXX94XX	HFSS112XXX94XX	HFSS113XXX94XX
LAB NUMBER:	2225911	2225911 R	2226502	2226501	2226519	2226516	2226515	2226514
DATE SAMPLED:	10/10/94	10/10/94	10/11/94	10/11/94	10/11/94	10/11/94	10/11/94	10/11/94
DATE EXTRACTED:	10/14/94	10/14/94	10/15/94	10/15/94	10/15/94	10/15/94	10/15/94	10/15/94
DATE ANALYZED:	11/22/94	12/29/94	11/18/94	11/17/94	11/18/94	11/19/94	11/18/94	11/18/94

ANALYTE	SOW-3/90 - II	CRQL							
alpha-BHC	1.7	2.4 U	2.4 U	4.7 U	1.9 U	2.0 U	2.0 U	1.9 U	6.2 U
beta-BHC	1.7	2.4 U	2.4 U	4.7 U	1.9 U	2.0 U	2.0 U	1.9 U	6.2 U
delta-BHC	1.7	2.4 U	2.4 U	4.7 U	1.9 U	2.0 U	2.0 U	1.9 U	6.2 U
gamma-BHC (Lindane)	1.7	2.4 U	2.4 U	4.7 U	1.9 U	2.0 U	2.0 U	1.9 U	6.2 U
Heptachlor	1.7	2.4 U	2.1 JP	4.7 U	1.9 U	2.0 U	2.0 U	1.9 U	6.2 U
Aldrin	1.7	2.4 U	2.4 U	4.7 U	1.9 U	2.0 U	2.0 U	1.9 U	6.2 U
Heptachlor Epoxide	1.7	2.4 U	2.4 U	4.7 U	1.9 U	2.0 U	2.0 U	1.9 U	6.2 U
Endosulfan I	1.7	2.4 U	2.4 U	4.7 U	1.9 U	2.0 U	2.0 U	1.9 U	6.2 U
Dieldrin	3.3	4.7 U	4.7 U	9.2 U	3.7 U	5.6	3.9 U	3.7 U	12 U
4,4'-DDE	3.3	4.7 U	4.7 U	9.2 U	3.7 U	3.8 U	14	3.7 U	12 U
Endrin	3.3	4.7 U	4.7 U	9.2 U	3.7 U	3.8 U	4.2 P	3.7 U	12 U
Endosulfan II	3.3	4.7 U	4.7 U	9.2 U	3.7 U	3.8 U	5.1 P	5.0 P	12 U
4,4'-DDD	3.3	4.7 U	4.7 U	9.2 U	3.7 U	3.8 U	3.9 U	3.7 U	12 U
Endrin Aldehyde	3.3	4.7 U	4.7 U	9.2 U	3.7 U	3.8 U	3.9 U	3.7 U	12 U
Endosulfan Sulfate	3.3	4.7 U	4.7 U	9.2 U	3.7 U	3.8 U	3.9 U	3.7 U	12 U
4,4'-DDT	3.3	4.8 P	9.0	9.2 U	3.7 U	3.8 U	3.9 U	3.7 U	12 U
Methoxychlor	17	24 U	26 P	47 U	19 U	20 U	20 U	19 U	62 U
Endrin Ketone	3.3	4.7 U	4.7 U	9.2 U	3.7 U	3.8 U	3.9 U	3.7 U	12 U
alpha-Chlordane	1.7	2.4 U	2.4 U	4.7 U	1.9 U	2.0 U	2.0 U	1.9 U	6.2 U
gamma-Chlordane	1.7	2.4 U	2.4 U	4.7 U	1.9 U	2.0 U	2.0 U	1.9 U	6.2 U
Toxaphene	170	240 U	240 U	470 U	190 U	200 U	200 U	190 U	620 U
Aroclor-1016	33	47 U	47 U	92 U	37 U	38 U	39 U	37 U	120 U
Aroclor-1221	67	96 U	96 U	190 U	74 U	78 U	79 U	76 U	250 U
Aroclor-1232	33	47 U	47 U	92 U	37 U	38 U	39 U	37 U	120 U
Aroclor-1242	33	47 U	47 U	92 U	37 U	38 U	39 U	37 U	120 U
Aroclor-1248	33	47 U	47 U	92 U	37 U	38 U	39 U	37 U	120 U
Aroclor-1254	33	47 U	47 U	92 U	37 U	38 U	39 U	37 U	120 U
Aroclor-1260	33	47 U	71	56 JP	37 U	15 JP	270	140	150 P

Dilution Factor:	1.00	1.00	2.00	1.00	1.00	1.00	1.00	1.00	1.00
Percent Solids:	70	70	72	90	86	85	88	82	82
Sample Volume/Weight (ml/g):	30.0	30.0	30.0	30.0	30.0	30.0	30.0	30.0	30.0

Associated Method Blank:	PSB1014A	PBLK07	PSB1015B	PSB1015B	PSB1015B	PSB1015B	PSB1015B	PSB1015B	PSB1015B
Associated Equipment Blank:	HFQSSX1XXX94XX	HFQSSX1XXX94XX	HFQSSX5XXX94XX	HFQSSX5XXX94XX	HFQSSX5XXX94XX	HFQSSX5XXX94XX	HFQSSX5XXX94XX	HFQSSX5XXX94XX	HFQSSX5XXX94XX
Associated Field Blank:	-	-	-	-	-	-	-	-	-

Site: SURFACE SOILS

U: not detected E: exceeds calibration range P: > 25% difference between columns
 J: estimated D: diluted result C: confirmed by GC/MS

Table 1
Laboratory Report of Analysis

LOCATION:	SS-114	SS-115 DUP	SS-115 DUP	SS-115	SS-115	SS-116	SS-116	SS-117
ISIS ID:	HFSS114XXX94XX	HFSS115XXX94XD	HFSS115XXX94XD	HFSS115XXX94XX	HFSS115XXX94XX	HFSS116XXX94XX	HFSS116XXX94XX	HFSS117XXX94XX
LAB NUMBER:	2226513	2225913	2225913 R	2225912	2225912 R	2225914	2225914 R	2225918
DATE SAMPLED:	10/11/94	10/10/94	10/10/94	10/10/94	10/10/94	10/10/94	10/10/94	10/10/94
DATE EXTRACTED:	10/15/94	10/14/94	10/14/94	10/14/94	10/14/94	10/14/94	10/14/94	10/14/94
DATE ANALYZED:	11/18/94	11/20/94	12/29/94	11/22/94	12/29/94	11/22/94	12/30/94	11/22/94

ANALYTE	SOW-3/90 - II	CRQL							
alpha-BHC	1.7	2.0 U	1.9 U	1.9 U	5.8 U	1.9 U	45 U	8.9 U	12 U
beta-BHC	1.7	2.0 U	1.9 U	1.9 U	5.8 U	1.9 U	45 U	8.9 U	12 U
delta-BHC	1.7	2.0 U	1.9 U	1.9 U	5.8 U	1.9 U	45 U	8.9 U	12 U
gamma-BHC (Lindane)	1.7	2.0 U	1.9 U	1.9 U	5.8 U	1.9 U	45 U	8.9 U	12 U
Heptachlor	1.7	2.0 U	1.9 U	1.9 U	5.8 U	1.9 U	45 U	8.9 U	12 U
Aldrin	1.7	2.0 U	1.9 U	1.9 U	5.8 U	1.9 U	45 U	8.9 U	12 U
Heptachlor Epoxide	1.7	2.0 U	1.9 U	1.9 U	5.8 U	1.9 U	45 U	8.9 U	12 U
Endosulfan I	1.7	2.0 U	1.9 U	1.9 U	5.8 U	1.9 U	45 U	8.9 U	12 U
Dieldrin	3.3	3.8 U	3.9 P	3.7 U	11 U	3.7 U	87 U	17 U	24 U
4,4'-DDE	3.3	3.8 U	3.7 U	3.7 U	11 U	3.7 U	87 U	17 U	24 U
Endrin	3.3	3.8 U	3.7 U	3.7 U	11 U	3.7 U	87 U	8.9 U	24 U
Endosulfan II	3.3	3.8 U	3.7 U	3.9 P	11 U	5.2 P	54 JP	26	24 U
4,4'-DDD	3.3	3.8 U	3.7 U	3.7 U	11 U	3.7 U	87 U	17 U	24 U
Endrin Aldehyde	3.3	3.8 U	3.7 U	3.7 U	11 U	3.7 U	87 U	17 U	24 U
Endosulfan Sulfate	3.3	3.8 U	3.7 U	3.7 U	11 U	3.7 U	87 U	17 U	24 U
4,4'-DDT	3.3	3.8 U	3.7 U	7.2 P	11 U	13 P	71 J	27 P	24 U
Methoxychlor	17	20 U	19 U	180	58 U	13 J	450 U	89 U	120 U
Endrin Ketone	3.3	3.8 U	3.7 U	3.7 U	11 U	3.7 U	87 U	17 U	24 U
alpha-Chlordane	1.7	2.0 U	1.9 U	1.9 U	5.8 U	1.9 U	45 U	8.9 U	12 U
gamma-Chlordane	1.7	2.0 U	1.9 U	1.9 U	5.8 U	1.9 U	45 U	8.9 U	12 U
Toxaphene	170	200 U	190 U	190 U	580 U	190 U	4500 U	890 U	1200 U
Aroclor-1016	33	38 U	37 U	37 U	110 U	37 U	870 U	170 U	240 U
Aroclor-1221	67	77 U	76 U	76 U	230 U	76 U	1800 U	350 U	480 U
Aroclor-1232	33	38 U	37 U	37 U	110 U	37 U	870 U	170 U	240 U
Aroclor-1242	33	38 U	37 U	37 U	110 U	37 U	870 U	170 U	240 U
Aroclor-1248	33	38 U	37 U	37 U	110 U	37 U	870 U	170 U	240 U
Aroclor-1254	33	38 U	37 U	37 U	110 U	37 U	870 U	170 U	240 U
Aroclor-1260	33	36 J	37 U	76	110 U	78	870 U	450	240 U

Dilution Factor:	1.00	1.00	1.00	3.00	1.00	25.0	5.00	4.00
Percent Solids:	87	88	88	88	88	95	95	56
Sample Volume\Weight (ml\g):	30.0	30.0	30.0	30.0	30.0	30.0	30.0	30.0
Associated Method Blank:	PSB1015B	PSB1014A	PBLK07	PSB1014A	PBLK07	PSB1014A	PBLK07	PSB1014A
Associated Equipment Blank:	HFQ5XX4XXX94XX	HFQ5XX4XXX94XX	HFQ5XX4XXX94XX	HFQ5XX4XXX94XX	HFQ5XX4XXX94XX	HFQ5XX4XXX94XX	HFQ5XX4XXX94XX	HFQ5XX4XXX94XX
Associated Field Blank:	-	-	-	-	-	-	-	-

Site: SURFACE SOILS

U: not detected E: exceeds calibration range P: > 25% difference between columns
J: estimated D: diluted result C: confirmed by GC/MS

Table 1
Laboratory Report of Analysis

LOCATION:	SS-117	SS-117	SS-118	SS-118	SS-119	SS-119	SS-120	SS-120
ISIS ID:	HFSS117XXX94XX	HFSS117XXX94XX	HFSS118XXX94XX	HFSS118XXX94XX	HFSS119XXX94XX	HFSS119XXX94XX	HFSS120XXX94XX	HFSS120XXX94XX
LAB NUMBER:	2225918 D	2225918 R	2226505	2226505 D	2225919	2225919 R	2225915	2225915 R
DATE SAMPLED:	10/10/94	10/10/94	10/11/94	10/11/94	10/10/94	10/10/94	10/10/94	10/10/94
DATE EXTRACTED:	10/14/94	10/14/94	10/15/94	10/15/94	10/14/94	10/14/94	10/14/94	10/14/94
DATE ANALYZED:	01/04/95	12/30/94	11/18/94	11/23/94	11/20/94	12/29/94	11/20/94	12/30/94

ANALYTE	SOW-3/90 - II	CRQL								
alpha-BHC	1.7	150 U	15 U	8.6 U	290 U	2.1 U	2.1 U	2.0 U	3.9 U	
beta-BHC	1.7	150 U	15 U	8.6 U	290 U	2.1 U	2.1 U	2.0 U	3.9 U	
delta-BHC	1.7	150 U	15 U	8.6 U	290 U	2.1 U	2.1 U	2.0 U	3.9 U	
gamma-BHC (Lindane)	1.7	150 U	15 U	8.6 U	290 U	2.1 U	2.1 U	2.0 U	3.9 U	
Heptachlor	1.7	150 U	15 U	8.6 U	290 U	2.1 U	2.1 U	2.0 U	3.9 U	
Aldrin	1.7	150 U	15 U	8.6 U	290 U	2.1 U	2.1 U	2.0 U	3.9 U	
Heptachlor Epoxide	1.7	150 U	15 U	8.6 U	290 U	2.1 U	2.1 U	2.0 U	3.9 U	
Endosulfan I	1.7	150 U	15 U	8.6 U	290 U	2.1 U	2.1 U	2.0 U	3.9 U	
Dieldrin	3.3	290 U	29 U	17 U	560 U	4.0 U	4.0 U	3.8 U	7.6 U	
4,4'-DDE	3.3	380 D	56 P	80 P	560 U	4.0 U	4.0 U	3.8 U	7.6 U	
Endrin	3.3	290 U	29 U	17 U	560 U	4.0 U	4.0 U	3.8 U	7.6 U	
Endosulfan II	3.3	290 U	29 U	17 U	3000 DP	4.0 U	4.0 U	3.8 U	7.6 U	
4,4'-DDD	3.3	300 DP	29 U	41 P	560 U	4.0 U	4.0 U	3.8 U	7.6 U	
Endrin Aldehyde	3.3	290 U	29 U	17 U	560 U	4.0 U	4.0 U	3.8 U	27	
Endosulfan Sulfate	3.3	290 U	29 U	17 U	560 U	4.0 U	4.0 U	3.8 U	7.6 U	
4,4'-DDT	3.3	9600 DP	29 U	17 U	560 U	4.0 U	4.0 U	3.8 U	7.6 U	
Methoxychlor	17	1500 U	150 U	86 U	2900 U	21 U	21 U	20 U	39 U	
Endrin Ketone	3.3	290 U	29 U	17 U	560 U	4.0 U	4.0 U	3.8 U	7.6 U	
alpha-Chlordane	1.7	150 U	15 U	8.6 U	290 U	2.1 U	2.1 U	2.0 U	3.9 U	
gamma-Chlordane	1.7	150 U	15 U	8.6 U	290 U	2.1 U	2.1 U	2.0 U	3.9 U	
Toxaphene	170	15000 U	1500 U	860 U	29000 U	210 U	210 U	200 U	390 U	
Aroclor-1016	33	2900 U	290 U	170 U	5600 U	40 U	40 U	38 U	76 U	
Aroclor-1221	67	6000 U	600 U	340 U	11000 U	82 U	82 U	77 U	150 U	
Aroclor-1232	33	2900 U	290 U	170 U	5600 U	40 U	40 U	38 U	76 U	
Aroclor-1242	33	2900 U	290 U	170 U	5600 U	40 U	40 U	38 U	76 U	
Aroclor-1248	33	2900 U	290 U	170 U	5600 U	40 U	40 U	38 U	76 U	
Aroclor-1254	33	2900 U	290 U	170 U	5600 U	40 U	40 U	38 U	76 U	
Aroclor-1260	33	33000 CD	24000 E	35000 E	81000 CD	40 U	84	38 U	730	

Dilution Factor:	50.0	5.00	3.00	100	1.00	1.00	1.00	2.00
Percent Solids:	56	56	59	59	82	82	87	87
Sample Volume\Weight (ml\g):	30.0	30.0	30.0	30.0	30.0	30.0	30.0	30.0

Associated Method Blank:	PBLK08	PBLK07	PSB1015B	PSB1015B	PSB1014A	PBLK07	PSB10144	PBLK07
Associated Equipment Blank:	HFQSSX4XXX94XX	HFQSSX4XXX94XX	HFQSSX5XXX94XX	HFQSSX5XXX94XX	HFQSSX4XXX94XX	HFQSSX4XXX94XX	HFQSSX4XXX94XX	HFQSSX4XXX94XX
Associated Field Blank:								

Site: SURFACE SOILS

U: not detected E: exceeds calibration range P: > 25% difference between columns
 J: estimated D: diluted result C: confirmed by GC/MS

Table 1
Laboratory Report of Analysis

LOCATION:	SS-121	SS-122	SS-122	SS-123	SS-124	SS-124	SS-125	SS-125
ISIS ID:	HFSS121XXX94XX	HFSS122XXX94XX	HFSS122XXX94XX	HFSS123XXX94XX	HFSS124XXX94XX	HFSS124XXX94XX	HFSS125XXX94XX	HFSS125XXX94XX
LAB NUMBER:	2226504	2225916	2225916 R	2226503	2225917	2225917 R	2225920	2225920 D
DATE SAMPLED:	10/11/94	10/10/94	10/10/94	10/11/94	10/10/94	10/10/94	10/10/94	10/10/94
DATE EXTRACTED:	10/15/94	10/14/94	10/14/94	10/15/94	10/14/94	10/14/94	10/14/94	10/14/94
DATE ANALYZED:	11/18/94	11/20/94	12/29/94	11/17/94	11/20/94	12/29/94	11/20/94	01/04/95

ANALYTE	SOW-3/90 - II	CRQL							
alpha-BHC	1.7	1.9 U	2.0 U	2.0 U	1.9 U	2.1 U	2.1 U	2.1 U	8.4 U
beta-BHC	1.7	1.9 U	2.0 U	2.0 U	1.9 U	2.1 U	2.1 U	2.1 U	8.4 U
delta-BHC	1.7	1.9 U	2.0 U	2.0 U	1.9 U	2.1 U	2.1 U	2.1 U	8.4 U
gamma-BHC (Lindane)	1.7	1.9 U	2.0 U	2.0 U	1.9 U	2.1 U	2.1 U	2.1 U	8.4 U
Heptachlor	1.7	1.9 U	3.4 P	2.0 U	1.9 U	2.1 U	2.1 U	2.0 J	8.4 U
Aldrin	1.7	1.9 U	2.0 U	2.0 U	1.9 U	2.1 U	2.1 U	2.1 U	8.4 U
Heptachlor Epoxide	1.7	1.9 U	2.0 U	2.0 U	1.9 U	2.1 U	2.1 U	2.1 U	8.4 U
Endosulfan I	1.7	1.9 U	2.0 U	2.0 U	1.9 U	2.1 U	2.1 U	2.1 U	8.4 U
Dieldrin	3.3	3.6 U	11	3.8 U	3.6 U	4.0 U	4.0 U	4.1 U	16 U
4,4'-DDE	3.3	3.6 U	3.8 U	3.8 U	3.6 U	4.0 U	4.0 U	4.1 U	16 U
Endrin	3.3	3.6 U	3.8 U	3.8 U	3.6 U	4.0 U	4.0 U	4.1 U	16 U
Endosulfan II	3.3	3.6 U	3.8 U	3.8 U	3.6 U	4.0 U	4.0 U	4.1 U	16 U
4,4'-DDD	3.3	3.6 U	3.8 U	3.8 U	3.6 U	4.0 U	4.0 U	4.1 U	16 U
Endrin Aldehyde	3.3	3.6 U	3.8 U	3.8 U	3.6 U	4.0 U	4.0 U	4.1 U	16 U
Endosulfan Sulfate	3.3	3.6 U	5.6 P	3.8 U	3.6 U	2.8 J	4.0 U	4.1 U	16 U
4,4'-DDT	3.3	3.6 U	3.8 U	3.8 U	3.6 U	4.0 U	4.0 U	4.1 U	50 DP
Methoxychlor	17	19 U	20 U	20 U	19 U	21 U	21 U	21 U	84 U
Endrin Ketone	3.3	3.6 U	3.8 U	3.8 U	3.6 U	4.0 U	4.0 U	4.1 U	16 U
alpha-Chlordane	1.7	1.9 U	2.0 U	2.0 U	1.9 U	2.1 U	2.1 U	2.1 U	8.4 U
gamma-Chlordane	1.7	1.9 U	2.0 U	2.0 U	1.9 U	2.1 U	2.1 U	2.1 U	8.4 U
Toxaphene	170	190 U	200 U	200 U	190 U	210 U	210 U	210 U	840 U
Aroclor-1016	33	36 U	38 U	38 U	36 U	40 U	40 U	41 U	160 U
Aroclor-1221	67	74 U	78 U	78 U	74 U	82 U	82 U	83 U	330 U
Aroclor-1232	33	36 U	38 U	38 U	36 U	40 U	40 U	41 U	160 U
Aroclor-1242	33	36 U	38 U	38 U	36 U	40 U	40 U	41 U	160 U
Aroclor-1248	33	36 U	38 U	38 U	36 U	40 U	40 U	41 U	160 U
Aroclor-1254	33	36 U	38 U	38 U	36 U	40 U	40 U	41 U	160 U
Aroclor-1260	33	36 U	38 U	49	36 U	40 U	80	41 U	1100 D

Dilution Factor:	1.00	1.00	1.00	1.00	1.00	1.00	1.00	1.00	4.00
Percent Solids:	91	86	86	91	82	82	81	81	81
Sample Volume\Weight (ml\g):	30.0	30.0	30.0	30.0	30.0	30.0	30.0	30.0	30.0
Associated Method Blank:	PSB1015B	PSB1014A	PBLK07	PSB1015B	PSB1014A	PBLK07	PSB1014A	PBLK08	PBLK08
Associated Equipment Blank:	HFQ5XX5XXX94XX	HFQ5XX4XXX94XX	HFQ5XX4XXX94XX	HFQ5XX5XXX94XX	HFQ5XX4XXX94XX	HFQ5XX4XXX94XX	HFQ5XX4XXX94XX	HFQ5XX4XXX94XX	HFQ5XX4XXX94XX
Associated Field Blank:	-	-	-	-	-	-	-	-	-

Site: SURFACE SOILS

U: not detected E: exceeds calibration range P: > 25% difference between columns
J: estimated D: diluted result C: confirmed by GC/MS

Table 1
Laboratory Report of Analysis

LOCATION: SS-125
 ISIS ID: HFSS125XXX94XX
 LAB NUMBER: 2225920 R
 DATE SAMPLED: 10/10/94
 DATE EXTRACTED: 10/14/94
 DATE ANALYZED: 12/30/94

ANALYTE	SOW-3/90 - II	CRQL	
alpha-BHC	1.7	2.1	U
beta-BHC	1.7	2.1	U
delta-BHC	1.7	2.1	U
gamma-BHC (Lindane)	1.7	2.1	U
Heptachlor	1.7	2.1	U
Aldrin	1.7	2.1	U
Heptachlor Epoxide	1.7	2.1	U
Endosulfan I	1.7	2.1	U
Dieldrin	3.3	4.1	U
4,4'-DDE	3.3	4.1	U
Endrin	3.3	4.1	U
Endosulfan II	3.3	4.1	U
4,4'-DDD	3.3	4.1	U
Endrin Aldehyde	3.3	37	
Endosulfan Sulfate	3.3	4.1	U
4,4'-DDT	3.3	4.1	P
Methoxychlor	17	21	U
Endrin Ketone	3.3	4.1	U
alpha-Chlordane	1.7	2.1	U
gamma-Chlordane	1.7	2.1	U
Toxaphene	170	210	U
Aroclor-1016	33	41	U
Aroclor-1221	67	83	U
Aroclor-1232	33	41	U
Aroclor-1242	33	41	U
Aroclor-1248	33	41	U
Aroclor-1254	33	41	U
Aroclor-1260	33	940	E

Dilution Factor: 1.00
 Percent Solids: 81
 Sample Volume\Weight (ml\g): 30.0

Associated Method Blank: PBLK07
 Associated Equipment Blank: HFQSXX4XXX94XX
 Associated Field Blank: -

Site: SURFACE SOILS
 U: not detected E: exceeds calibration range P: > 25% difference between columns
 J: estimated D: diluted result C: confirmed by GC/MS

Table 1
Laboratory Report of Analysis

LOCATION: SS-125
 ISIS ID: HFSS125XXX94XX
 LAB NUMBER: 2225920 R
 DATE SAMPLED: 10/10/94
 DATE EXTRACTED: 10/14/94
 DATE ANALYZED: 12/30/94

ANALYTE	SOW-3/90 - II	CRQL	
alpha-BHC	1.7	2.1	U
beta-BHC	1.7	2.1	U
delta-BHC	1.7	2.1	U
gamma-BHC (Lindane)	1.7	2.1	U
Heptachlor	1.7	2.1	U
Aldrin	1.7	2.1	U
Heptachlor Epoxide	1.7	2.1	U
Endosulfan I	1.7	2.1	U
Dieldrin	3.3	4.1	U
4,4'-DDE	3.3	4.1	U
Endrin	3.3	4.1	U
Endosulfan II	3.3	4.1	U
4,4'-DDD	3.3	4.1	U
Endrin Aldehyde	3.3	37	
Endosulfan Sulfate	3.3	4.1	U
4,4'-DDT	3.3	4.1	P
Methoxychlor	17	21	U
Endrin Ketone	3.3	4.1	U
alpha-Chlordane	1.7	2.1	U
gamma-Chlordane	1.7	2.1	U
Toxaphene	170	210	U
Aroclor-1016	33	41	U
Aroclor-1221	67	83	U
Aroclor-1232	33	41	U
Aroclor-1242	33	41	U
Aroclor-1248	33	41	U
Aroclor-1254	33	41	U
Aroclor-1260	33	940	E

Dilution Factor: 1.00
 Percent Solids: 81
 Sample Volume\Weight (ml\g): 30.0

Associated Method Blank: PBLK07
 Associated Equipment Blank: HFQSXX4XXX94XX
 Associated Field Blank: -

Site: SURFACE SOILS
 U: not detected E: exceeds calibration range P: > 25% difference between columns
 J: estimated D: diluted result C: confirmed by GC/MS

Table 2
Validation / Summary Table

LOCATION:	SS-101 DUP	SS-101	SS-102	SS-103	SS-104	SS-105	SS-106	SS-107
ISIS ID:	HFSS101XXX94XX	HFSS101XXX94XX	HFSS102XXX94XX	HFSS103XXX94XX	HFSS104XXX94XX	HFSS105XXX94XX	HFSS106XXX94XX	HFSS107XXX94XX
LAB NUMBER:	2225904 R	2225901 R	2225905 R	2225906 R	2225907 R	2225908 R	2225909 R	2225910 R
DATE SAMPLED:	10/10/94	10/10/94	10/10/94	10/10/94	10/10/94	10/10/94	10/10/94	10/10/94
DATE EXTRACTED:	10/14/94	10/14/94	10/14/94	10/14/94	10/14/94	10/14/94	10/14/94	10/14/94
DATE ANALYZED:	12/30/94	12/28/94	12/30/94	12/28/94	12/30/94	12/29/94	12/29/94	12/28/94

ANALYTE	SOW-3/90 - II	CRQL								
alpha-BHC	1.7	10 UJ	2.0 UJ	10 UJ	1.9 UJ	5.9 UJ	1.9 UJ	1.9 UJ	2.0 UJ	2.0 UJ
beta-BHC	1.7	10 UJ	2.0 UJ	10 UJ	1.9 UJ	5.9 UJ	1.9 UJ	1.9 UJ	2.0 UJ	2.0 UJ
delta-BHC	1.7	10 UJ	2.0 UJ	10 UJ	1.9 UJ	5.9 UJ	1.9 UJ	1.9 UJ	2.0 UJ	2.0 UJ
gamma-BHC (Lindane)	1.7	R	R	10 UJ	1.9 UJ	5.9 UJ	1.9 UJ	1.9 UJ	2.0 UJ	2.0 UJ
Heptachlor	1.7	10 UJ	2.0 UJ	10 UJ	1.9 UJ	5.9 UJ	1.9 UJ	1.9 UJ	2.0 UJ	2.0 UJ
Aldrin	1.7	R	R	10 UJ	1.9 UJ	5.9 UJ	1.9 UJ	1.9 UJ	2.0 UJ	2.0 UJ
Heptachlor Epoxide	1.7	10 UJ	2.0 UJ	10 UJ	1.9 UJ	5.9 UJ	1.9 UJ	1.9 UJ	2.0 UJ	2.0 UJ
Endosulfan I	1.7	10 UJ	2.0 UJ	10 UJ	1.9 UJ	5.9 UJ	1.9 UJ	1.9 UJ	2.0 UJ	2.0 UJ
Dieldrin	3.3	R	R	20 UJ	3.6 UJ	12 UJ	3.7 UJ	3.7 UJ	3.8 UJ	3.8 UJ
4,4'-DDE	3.3	20 UJ	4.5 JN	20 UJ	3.6 UJ	12 UJ	3.7 UJ	3.7 UJ	3.8 UJ	3.8 UJ
Endrin	3.3	R	R	20 UJ	3.6 UJ	12 UJ	3.7 UJ	3.7 UJ	3.8 UJ	3.8 UJ
Endosulfan II	3.3	20 UJ	8.3 J	20 UJ	3.6 UJ	12 UJ	3.7 UJ	R	3.8 UJ	3.8 UJ
4,4'-DDD	3.3	20 UJ	3.9 UJ	20 UJ	3.6 UJ	12 UJ	3.7 UJ	3.7 UJ	3.8 UJ	3.8 UJ
Endrin Aldehyde	3.3	20 UJ	3.9 UJ	20 UJ	3.6 UJ	12 UJ	R	3.7 UJ	3.8 UJ	3.8 UJ
Endosulfan Sulfate	3.3	20 UJ	3.9 UJ	20 UJ	3.6 UJ	12 UJ	3.7 UJ	3.7 UJ	3.8 UJ	3.8 UJ
4,4'-DDT	3.3	20 UJ	3.9 UJ	20 UJ	3.6 UJ	12 UJ	3.7 UJ	R	3.8 UJ	3.8 UJ
Methoxychlor	17	100 UJ	17 JN	100 UJ	19 UJ	59 UJ	17 J	16 J	20 UJ	20 UJ
Endrin Ketone	3.3	20 UJ	3.9 UJ	20 UJ	3.6 UJ	12 UJ	3.7 UJ	3.7 UJ	3.8 UJ	3.8 UJ
alpha-Chlordane	1.7	10 UJ	2.0 UJ	10 UJ	1.9 UJ	5.9 UJ	1.9 UJ	1.9 UJ	2.0 UJ	2.0 UJ
gamma-Chlordane	1.7	10 UJ	2.0 UJ	10 UJ	1.9 UJ	5.9 UJ	1.9 UJ	1.9 UJ	2.0 UJ	2.0 UJ
Toxaphene	170	1000 UJ	200 UJ	1000 UJ	190 UJ	590 UJ	190 UJ	190 UJ	200 UJ	200 UJ
Aroclor-1016	33	200 UJ	39 UJ	200 UJ	36 UJ	120 UJ	37 UJ	37 UJ	38 UJ	38 UJ
Aroclor-1221	67	400 UJ	80 UJ	400 UJ	74 UJ	230 UJ	75 UJ	76 UJ	77 UJ	77 UJ
Aroclor-1232	33	200 UJ	39 UJ	200 UJ	36 UJ	120 UJ	37 UJ	37 UJ	38 UJ	38 UJ
Aroclor-1242	33	200 UJ	39 UJ	200 UJ	36 UJ	120 UJ	37 UJ	37 UJ	38 UJ	38 UJ
Aroclor-1248	33	200 UJ	39 UJ	200 UJ	36 UJ	120 UJ	37 UJ	37 UJ	38 UJ	38 UJ
Aroclor-1254	33	200 UJ	39 UJ	200 UJ	36 UJ	120 UJ	37 UJ	37 UJ	38 UJ	38 UJ
Aroclor-1260	33	310 J	250 J	190 J	28 J	210 J	79 J	50 J	18	18

Dilution Factor:	5.00	1.00	5.00	1.00	3.00	1.00	1.00	1.00	1.00
Percent Solids:	84	84	83	91	86	89	88	77	77
Sample Volume\Weight (ml\g):	30.0	30.0	30.0	30.0	30.0	30.0	30.0	30.0	30.0

Associated Method Blank:	PBLK07	PBLK07	PBLK07	PBLK07	PBLK07	PBLK07	PBLK07	PBLK07	PBLK07
Associated Equipment Blank:	HFQSSX1XXX94XX	HFQSSX1XXX94XX	HFQSSX1XXX94XX	HFQSSX1XXX94XX	HFQSSX1XXX94XX	HFQSSX1XXX94XX	HFQSSX1XXX94XX	HFQSSX1XXX94XX	HFQSSX1XXX94XX
Associated Field Blank:									

Site: SURFACE SOILS

U: not detected R: unusable

J: estimated N: spike recovery not met

Table 2
Validation / Summary Table

LOCATION:	SS-108	SS-109	SS-110	SS-111 DUP	SS-111	SS-112	SS-113	SS-114
ISIS ID:	HFSS108XXX94XX	HFSS109XXX94XX	HFSS110XXX94XX	HFSS111XXX94XD	HFSS111XXX94XX	HFSS112XXX94XX	HFSS113XXX94XX	HFSS114XXX94XX
LAB NUMBER:	2225911 R	2226502	2226501	2226519	2226516	2226515	2226514	2226513
DATE SAMPLED:	10/10/94	10/11/94	10/11/94	10/11/94	10/11/94	10/11/94	10/11/94	10/11/94
DATE EXTRACTED:	10/14/94	10/15/94	10/15/94	10/15/94	10/15/94	10/15/94	10/15/94	10/15/94
DATE ANALYZED:	12/29/94	11/18/94	11/17/94	11/18/94	11/19/94	11/18/94	11/18/94	11/18/94

ANALYTE	SOW-3/90 - II	CRQL														
alpha-BHC	1.7	2.4	UJ	R	1.9	UJ	2.0	UJ	R	1.9	U	R	R			
beta-BHC	1.7	2.4	UJ	R	1.9	UJ	2.0	UJ	R	1.9	U	R	R			
delta-BHC	1.7	2.4	UJ	R	1.9	UJ	2.0	UJ	R	1.9	U	R	R			
gamma-BHC (Lindane)	1.7	2.4	UJ	R	1.9	UJ	2.0	UJ	R	1.9	U	R	R			
Heptachlor	1.7	2.1	JN	R	1.9	UJ	2.0	UJ	R	1.9	U	R	R			
Aldrin	1.7	2.4	UJ	R	1.9	UJ	2.0	UJ	R	1.9	U	R	R			
Heptachlor Epoxide	1.7	2.4	UJ	R	1.9	UJ	2.0	UJ	R	1.9	U	R	R			
Endosulfan I	1.7	2.4	UJ	R	1.9	UJ	2.0	UJ	R	1.9	U	R	R			
Dieldrin	3.3	4.7	UJ	R	3.7	UJ	5.6	J	R	3.7	U	R	R			
4,4'-DDE	3.3	4.7	UJ	R	3.7	UJ	3.8	UJ	14	J	3.7	U	R			
Endrin	3.3	4.7	UJ	R	3.7	UJ	3.8	UJ	R	3.7	U	R	R			
Endosulfan II	3.3	4.7	UJ	R	3.7	UJ	3.8	UJ	5.1	JN	5.0	J	R			
4,4'-DDD	3.3	4.7	UJ	R	3.7	UJ	3.8	UJ	R	3.7	U	R	R			
Endrin Aldehyde	3.3	4.7	UJ	R	3.7	UJ	3.8	UJ	R	3.7	U	R	R			
Endosulfan Sulfate	3.3	4.7	UJ	R	3.7	UJ	3.8	UJ	R	3.7	U	R	R			
4,4'-DDT	3.3	9.0	J	R	3.7	UJ	3.8	UJ	R	3.7	U	R	R			
Methoxychlor	17	26	J	R	19	UJ	20	UJ	R	19	U	R	R			
Endrin Ketone	3.3	4.7	UJ	R	3.7	UJ	3.8	UJ	R	3.7	U	R	R			
alpha-Chlordane	1.7	2.4	UJ	R	1.9	UJ	2.0	UJ	R	1.9	U	R	R			
gamma-Chlordane	1.7	2.4	UJ	R	1.9	UJ	2.0	UJ	R	1.9	U	R	R			
Toxaphene	170	240	UJ	R	190	UJ	200	UJ	R	190	U	R	R			
Aroclor-1016	33	47	UJ	R	37	UJ	38	UJ	R	37	U	R	R			
Aroclor-1221	67	96	UJ	R	74	UJ	78	UJ	R	76	U	R	R			
Aroclor-1232	33	47	UJ	R	37	UJ	38	UJ	R	37	U	R	R			
Aroclor-1242	33	47	UJ	R	37	UJ	38	UJ	R	37	U	R	R			
Aroclor-1248	33	47	UJ	R	37	UJ	38	UJ	R	37	U	R	R			
Aroclor-1254	33	47	UJ	R	37	UJ	38	UJ	R	37	U	R	R			
Aroclor-1260	33	71	J	56	J	37	UJ	15	J	270	J	140	150	J	36	J

Dilution Factor:	1.00	2.00	1.00	1.00	1.00	1.00	1.00	1.00	1.00
Percent Solids:	70	72	90	86	85	88	82	87	
Sample Volume\Weight (ml\g):	30.0	30.0	30.0	30.0	30.0	30.0	30.0	30.0	
Associated Method Blank:	PBLK07	PSB1015B	PSB1015B	PSB1015B	PSB1015B	PSB1015B	PSB1015B	PSB1015B	PSB1015B
Associated Equipment Blank:	HFQsXX1XXX94XX	HFQsXX5XXX94XX	HFQsXX5XXX94XX	HFQsXX5XXX94XX	HFQsXX5XXX94XX	HFQsXX5XXX94XX	HFQsXX5XXX94XX	HFQsXX5XXX94XX	HFQsXX4XXX94XX
Associated Field Blank:	-	-	-	-	-	-	-	-	-

Site: SURFACE SOILS

U: not detected R: unusable

J: estimated N: spike recovery not met

Table 1
Laboratory Report of Analysis

LOCATION:	SS-101 DUP	SS-101	SS-102	SS-103	SS-104	SS-105	SS-106	SS-107
ISIS ID:	HFSS101XXX94XD	HFSS101XXX94XX	HFSS102XXX94XX	HFSS103XXX94XX	HFSS104XXX94XX	HFSS105XXX94XX	HFSS106XXX94XX	HFSS107XXX94XX
LAB NUMBER:	225904	225901	225905	225906	225907	225908	225909	225910
DATE SAMPLED:	10/10/94	10/10/94	10/10/94	10/10/94	10/10/94	10/10/94	10/10/94	10/10/94

ANALYTE	SOW-3/90 - II	CRDL	SS-101 DUP	SS-101	SS-102	SS-103	SS-104	SS-105	SS-106	SS-107
Aluminum	40		8670	8500	12600	4010	6450	10100	7330	8440
Antimony	12		28.8 N	23.3 N	12.1 N	39.5 N	22.9 N	15.8 N	17.4 N	15.1 N
Arsenic	2		10.4 S	15.4 S	14.4	20.5 S	15.9	15.4 S	13.7	14.9
Barium	40		109	112	178	52.6	89.5	113	84.0	77.0
Beryllium	1		1.9	2.1	2.9	0.88 B	1.2	1.4	0.94 B	0.91 B
Cadmium	1		16.5	14.9	12.7	6.2	17.6	5.2	3.9	3.1
Calcium	1000		42100	42400	54700	27500	33400	50500	34500	38900
Chromium	2		164 *	285 *	81.9 *	251 *	149 *	85.1 *	40.2 *	22.4 *
Cobalt	10		19.8	18.4	10.2	33.4	18.1	16.1	12.2	11.5
Copper	5		191 N*	228 N*	79.3 N*	689 N*	290 N*	178 N*	92.9 N*	52.1 N*
Iron	20		181000 E	156000 E	114000 E	343000 E	186000 E	159000 E	124000 E	124000 E
Lead	0.6		4460	4460	3240	523	5880	500	294	222
Magnesium	1000		10800	10600	13200	5700	7800	11800	7670	10200
Manganese	3		4860	4720	4220	7540	3670	4940	4310	4430
Mercury	0.1		0.12	0.14	0.12	0.11 U	0.27	0.13	0.26	0.25
Nickel	8		95.4	82.7	37.7	183	87.6	62.4	28.8	15.9
Potassium	1000		1180	1220	3730	691 B	818 B	4250	1330	805 B
Selenium	1		1.1 UNW	2.2 SN	2.6 N	1.0 UN	2.3 SN	1.1 UNW	1.1 UN	0.97 UN
Silver	2		1.2 UN	1.2 UN	0.99 UN	0.98 UN	1.1 UN	0.99 UN	1.1 UN	1.0 UN
Sodium	1000		542 B	353 B	764 B	301 B	272 B	535 B	404 B	916 B
Thallium	2		6.2	7.3	8.1	1.0 UW	7.7	1.1 UW	1.5 B	0.97 UW
Vanadium	10		67.2	62.2	44.1	85.2	55.5	52.6	45.6	44.4
Zinc	4		4710	4500	3290	942	4860	1010	780	457
Cyanide	1		11.4 N*	4.1 N*	8.7 N*	0.50 UN*	5.8 N*	0.55 UN*	0.58 UN*	0.52 UN*
Percent Solids:			84	84	83	91	86	89	88	87

Associated Method Blank:	SDGHANNA1S	SDGHANNA1S	SDGHANNA1S	SDGHANNA1S	SDGHANNA1S	SDGHANNA1S	SDGHANNA1S	SDGHANNA1S	SDGHANNA1S
Associated Equipment Blank:	HFQsXX1XXX94XX	HFQsXX1XXX94XX	HFQsXX1XXX94XX	HFQsXX1XXX94XX	HFQsXX1XXX94XX	HFQsXX1XXX94XX	HFQsXX1XXX94XX	HFQsXX1XXX94XX	HFQsXX1XXX94XX
Associated Field Blank:	-	-	-	-	-	-	-	-	-

Site: SURFACE SOILS

U: not detected N: spike recovery not met W: post digestion spike not met B: less than CRDL
E: interference S: method of standard additions *: duplicate analysis not met

Table 1
Laboratory Report of Analysis

ANALYTE	SOW-3/90 - II	CRDL	LOCATION: ISIS ID: LAB NUMBER: DATE SAMPLED:	SS-108 HFSS108XXX94XX 225911 10/10/94	SS-109 HFSS109XXX94XX 226502 10/11/94	SS-110 HFSS110XXX94XX 226501 10/11/94	SS-111 DUP HFSS111XXX94XD 226519 10/11/94	SS-111 HFSS111XXX94XX 226516 10/11/94	SS-112 HFSS112XXX94XX 226515 10/11/94	SS-113 HFSS113XXX94XX 226514 10/11/94	SS-114 HFSS114XXX94XX 226513 10/11/94
Aluminum	40			6590	31300	19900	17200	19400	12500	14100	13900
Antimony	12			10.1 UN	14.6 BN*	40.5 N*	16.6 N*	17.4 N*	14.5 N*	8.7 UN*	22.1 N*
Arsenic	2			19.1 S	5.4 UN	8.8 SN	17.5 SN	16.5 SN	8.7 N	18.4 N	14.8 N
Barium	40			77.8	191	234	308	272	300	311	170
Beryllium	1			0.93 B	5.1	4.1	2.9	3.5	2.3	2.6	2.1
Cadmium	1			4.3	0.92 BN*	4.6 N*	5.6 N*	4.9 N*	8.1 N*	21.7 N*	3.5 N*
Calcium	1000			78600	128000	116000	64900	85900	71900	70700	49000
Chromium	2			23.2 *	23.9 *	26.6 *	38.0 *	38.6 *	45.5 *	71.7 *	41.8 *
Cobalt	10			11.0 B	7.3 B	12.7	14.9	14.6	7.9	17.4	15.7
Copper	5			156 N*	65.8 *	1030 *	4880 *	3440 *	3090 *	4100 *	152 *
Iron	20			116000 E	38500	119000	103000	102000	64600	87400	140000
Lead	0.6			337	265	1330	757	1290 *	2440	953	263
Magnesium	1000			11400	11500	13900	8510	8300	17700	12800	7640
Manganese	3			4260	1860	4780	2840	2550	3600	24800	4160
Mercury	0.1			0.14 U	1.2	0.24	0.30	0.33	9.9	16.0	0.27
Nickel	8			24.5	19.9	19.9	43.5	28.8	25.0	96.3	32.2
Potassium	1000			2650	1410	1790	1260	1430	985 B	1010 B	972 B
Selenium	1			1.3 UN	2.0 SN*	1.2 SN*	2.1 +N*	1.4 SN*	1.1 UWN*	1.1 UN*	1.0 UN*
Silver	2			1.3 UN	1.4 UN	1.1 UN	1.1 UN	1.0 UN	1.1 UN	1.1 UN	1.1 UN
Sodium	1000			656 B	423 B	810 B	404 B	512 B	670 B	575 B	527 B
Thallium	2			1.3 UW	1.3 U	1.0 U	1.1 U	1.0 UW	1.1 UW	1.1 U	1.0 UW
Vanadium	10			39.8	37.1	44.0	44.4	45.4	25.1	67.1	49.9
Zinc	4			729	386 E*	697 E*	1730 E*	1600 E*	1420 E*	19300 E*	728 E*
Cyanide	1			0.72 UN*	0.69 UN	0.53 UN	2.5 N	2.4 N	0.58 UN	0.61 UN	0.68 N
Percent Solids:				70	72	90	86	85	88	82	87

Associated Method Blank: SDGHANNA1S
 Associated Equipment Blank: HFQSXX1XXX94XX
 Associated Field Blank: -

SDGHANNA2S
 HFQSXX5XXX94XX
 -

SDGHANNA2S
 HFQSXX5XXX94XX
 -

SDGHANNA2S
 HFQSXX5XXX94XX
 -

SDGHANNA2S
 HFQSXX5XXX94XX
 -

SDGHANNA2S
 HFQSXX5XXX94XX
 -

SDGHANNA2S
 HFQSXX5XXX94XX
 -

SDGHANNA2S
 HFQSXX4XXX94XX
 -

Site: SURFACE SOILS

U: not detected N: spike recovery not met W: post digestion spike not met B: less than CRDL
 E: interference S: method of standard additions *: duplicate analysis not met

Table 1
Laboratory Report of Analysis

LOCATION:	SS-115 DUP	SS-115	SS-116	SS-117	SS-118	SS-119	SS-120	SS-121
ISIS ID:	HFSS115XXX94XD	HFSS115XXX94XX	HFSS116XXX94XX	HFSS117XXX94XX	HFSS118XXX94XX	HFSS119XXX94XX	HFSS120XXX94XX	HFSS121XXX94XX
LAB NUMBER:	225913	225912	225914	225918	226505	225919	225915	226504
DATE SAMPLED:	10/10/94	10/10/94	10/10/94	10/10/94	10/11/94	10/10/94	10/10/94	10/11/94

ANALYTE	SOW-3/90 - II	CRDL	SS-115 DUP	SS-115	SS-116	SS-117	SS-118	SS-119	SS-120	SS-121
Aluminum	40		6150	4470	17200	22200	12800	22800	36200	6230
Antimony	12		8.6 UN	8.0 UN	7.7 UN	12.9 UN	14.2 BN*	9.0 UN	8.4 UN	7.2 UN*
Arsenic	2		8.3	6.5 S	2.0 B	1.7 U	6.6 N	2.3 B	2.3 BW	2.8 N
Barium	40		39.8 B	30.4 B	132	238	165	243	243	19.8 B
Beryllium	1		0.82 B	0.76 B	3.0	2.2	0.95 B	3.4	5.6	0.38 U
Cadmium	1		0.71 B	1.4	0.41 U	6.2	5.0 N*	0.47 U	0.65 B	0.74 BN*
Calcium	1000		30800	19000	121000	80400	75700	125000	161000	24200
Chromium	2		20.6 *	20.9 *	10.1 *	37.8 *	29.8 *	13.3 *	20.4 *	11.2 *
Cobalt	10		2.1 B	1.8 B	1.4 B	8.8 B	77.7	1.7 B	1.9 B	1.9 B
Copper	5		21.7 N*	21.0 N*	23.1 N*	307 N*	76.4 *	26.4 N*	19.0 N*	28.4 *
Iron	20		20800 E	20400 E	10800 E	55300 E	47400	22900 E	16200 E	16300
Lead	0.6		141	157	1830	398	167	89.9	63.5	33.2
Magnesium	1000		8480	6640	30400	20200	10100	25600	38800	819 B
Manganese	3		1120	982	1670	1900	1830	2230	2630	280
Mercury	0.1		0.11 U	0.11 U	0.11 U	1.1	0.17 U	0.12 U	0.23	0.11 U
Nickel	8		13.2	16.3	5.8 B	23.6	34.5	7.5 B	8.8 B	7.1 B
Potassium	1000		603 B	363 B	1170	1500 B	1700	1430	1670	601 B
Selenium	1		1.0 UN	1.0 UN	1.6 +N	1.7 UWN	1.6 UN*	1.1 UN	1.1 UWN	0.97 UN*
Silver	2		1.1 UN	1.0 UN	1.0 UN	1.7 UN	1.6 UN	1.2 UN	1.1 UN	0.95 UN
Sodium	1000		295 B	246 B	765 B	719 B	597 B	833 B	1050 B	323 B
Thallium	2		1.0 U	1.0 U	0.95 U	1.7 U	1.6 U	1.1 U	1.1 U	0.97 U
Vanadium	10		16.1	16.4	10.4	35.8	26.2	16.0	16.0	10.3
Zinc	4		801	785	141	812	7900 E*	239	143	53.0 E*
Cyanide	1		0.57 UN*	0.52 UN*	0.54 UN*	0.85 UN*	0.86 UN	0.57 UN*	0.57 UN*	0.49 UN
Percent Solids:			88	88	95	56	59	82	87	91

Associated Method Blank:	SDGHANNA1S	SDGHANNA1S	SDGHANNA1S	SDGHANNA1S	SDGHANNA2S	SDGHANNA1S	SDGHANNA1S	SDGHANNA2S
Associated Equipment Blank:	HFQSXX4XXX94XX	HFQSXX4XXX94XX	HFQSXX4XXX94XX	HFQSXX4XXX94XX	HFQSXX5XXX94XX	HFQSXX4XXX94XX	HFQSXX4XXX94XX	HFQSXX5XXX94XX
Associated Field Blank:	-	-	-	-	-	-	-	-

Site: SURFACE SOILS

U: not detected N: spike recovery not met W: post digestion spike not met B: less than CRDL
E: interference S: method of standard additions *: duplicate analysis not met

Table 1
Laboratory Report of Analysis

LOCATION:	SS-122	SS-123	SS-124	SS-125
ISIS ID:	HFSS122XXX94XX	HFSS123XXX94XX	HFSS124XXX94XX	HFSS125XXX94XX
LAB NUMBER:	225916	226503	225917	225920
DATE SAMPLED:	10/10/94	10/11/94	10/10/94	10/10/94

ANALYTE	SOW-3/90 - II	CRDL							
Aluminum	40	31700		8190		14700		25400	
Antimony	12	8.3 UN		8.0 UN*		8.2 UN		8.8 UN	
Arsenic	2	5.8 BS		1.7 BN		6.2 S		9.8 S	
Barium	40	313		22.1 B		131		196	
Beryllium	1	6.8		0.42 U		1.5		3.8	
Cadmium	1	1.8		0.42 UN*		0.88 B		1.6	
Calcium	1000	144000		3500		66700		119000	
Chromium	2	37.4 *		7.7 *		17.9 *		25.0 *	
Cobalt	10	2.2 B		1.3 U		3.2 B		5.3 B	
Copper	5	215 N*		5.1 B*		40.6 N*		68.5 N*	
Iron	20	16500 E		9860		27300 E		30900 E	
Lead	0.6	248		9.9 S*		163		128	
Magnesium	1000	37600		520 B		12900		25000	
Manganese	3	2220		127		1830		2850	
Mercury	0.1	0.52		0.11 U		0.12 U		1.7	
Nickel	8	7.0 B		6.0 B		10.6		14.8	
Potassium	1000	1800		542 B		1170		1780	
Selenium	1	2.2 SN		1.0 UN*		1.1 UWN		1.0 UN	
Silver	2	1.1 UN		1.1 UN		1.1 UN		1.2 UN	
Sodium	1000	1140		335 B		560 B		818 B	
Thallium	2	1.1 U		1.0 U		1.1 U		1.0 U	
Vanadium	10	15.6		12.9		18.9		25.0	
Zinc	4	371		18.7 E*		175		259	
Cyanide	1	1.4 N*		0.56 UN		0.59 UN*		0.59 UN*	
Percent Solids:			86	91	82	81			

Associated Method Blank:	SDGHANNA1S	SDGHANNA2S	SDGHANNA1S	SDGHANNA1S
Associated Equipment Blank:	HFQ5XX4XXX94XX	HFQ5XX5XXX94XX	HFQ5XX4XXX94XX	HFQ5XX4XXX94XX
Associated Field Blank:	-	-	-	-

Site: SURFACE SOILS

U: not detected N: spike recovery not met W: post digestion spike not met B: less than CRDL
E: interference S: method of standard additions *: duplicate analysis not met

Table 2
Validation / Summary Table

LOCATION:	SS-101 DUP	SS-101	SS-102	SS-103	SS-104	SS-105	SS-106	SS-107
ISIS ID:	HFSS101XXX94XD	HFSS101XXX94XX	HFSS102XXX94XX	HFSS103XXX94XX	HFSS104XXX94XX	HFSS105XXX94XX	HFSS106XXX94XX	HFSS107XXX94XX
LAB NUMBER:	225904	225901	225905	225906	225907	225908	225909	225910
DATE SAMPLED:	10/10/94	10/10/94	10/10/94	10/10/94	10/10/94	10/10/94	10/10/94	10/10/94

ANALYTE	SOW-3/90 - II	CRDL	SS-101 DUP	SS-101	SS-102	SS-103	SS-104	SS-105	SS-106	SS-107
Aluminum	40		8670	8500	12600	4010	6450	10100	7330	8440
Antimony	12		28.8 J	23.3 J	12.1 J	39.5 J	22.9 J	15.8 J	17.4 J	15.1 J
Arsenic	2		10.4 J	15.4 J	14.4	20.5	15.9	15.4	13.7	14.9
Barium	40		109	112	178	52.6	89.5	113	84.0	77.0
Beryllium	1		1.9	2.1	2.9	0.88 J	1.2	1.4	0.94 J	0.91 J
Cadmium	1		16.5	14.9	12.7	6.2	17.6	5.2	3.9 J	3.1 J
Calcium	1000		42100	42400	54700	27500	33400	50500	34500	38900
Chromium	2		164	285	81.9	251	149	85.1	40.2	22.4
Cobalt	10		19.8	18.4	10.2	33.4	18.1	16.1	12.2	11.5
Copper	5		191 J	228 J	79.3 J	689 J	290 J	178 J	92.9 J	52.1 J
Iron	20		181000 J	156000 J	114000 J	343000 J	186000 J	159000 J	124000 J	124000 J
Lead	0.6		4460	4460	3240	523	5880	500	294	222
Magnesium	1000		10800	10600	13200	5700	7800	11800	7670	10200
Manganese	3		4860	4720	4220	7540	3670	4940	4310	4430
Mercury	0.1		0.12	0.14	0.12	0.11 U	0.27	0.13	0.26	0.25
Nickel	8		95.4	82.7	37.7	183	87.6	62.4	28.8	15.9
Potassium	1000		1180	1220	3730	691 J	818 J	4250	1330	805 J
Selenium	1		1.1 UJ	2.2 J	2.6 J	1.0 UJ	2.3 J	1.1 UJ	1.1 UJ	0.97 UJ
Silver	2									
Sodium	1000		542 J	353 J	764 J	301 J	272 J	535 J	404 J	916 J
Thallium	2		6.2	7.3	8.1	1.0 U	7.7	1.1 U	1.5 J	0.97 U
Vanadium	10		67.2	62.2	44.1	85.2	55.5	52.6	45.6	44.4
Zinc	4		4710	4500	3290	942	4860	1010	780	457
Cyanide	1		11.4 J	4.1 J	8.7 J	0.50 UJ	5.8 J	0.55 UJ	0.58 UJ	0.52 UJ
Percent Solids:			84	84	83	91	86	89	88	87

Associated Method Blank: SDGHANNA1S
 Associated Equipment Blank: HFQsXX1XXX94XX
 Associated Field Blank: -

Site: SURFACE SOILS
 U: not detected R: unusable
 J: estimated

Table 2
Validation / Summary Table

LOCATION:	SS-108	SS-109	SS-110	SS-111 DUP	SS-111	SS-112	SS-113	SS-114
ISIS ID:	HFSS108XXX94XX	HFSS109XXX94XX	HFSS110XXX94XX	HFSS111XXX94XD	HFSS111XXX94XX	HFSS112XXX94XX	HFSS113XXX94XX	HFSS114XXX94XX
LAB NUMBER:	225911	226502	226501	226519	226516	226515	226514	226513
DATE SAMPLED:	10/10/94	10/11/94	10/11/94	10/11/94	10/11/94	10/11/94	10/11/94	10/11/94

ANALYTE	SOW-3/90 - 11	CRDL	SS-108	SS-109	SS-110	SS-111 DUP	SS-111	SS-112	SS-113	SS-114
Aluminum	40		6590	31300	19900	17200	19400	12500	14100	13900
Antimony	12		10.1 UJ	14.6 J	40.5 J	16.6 J	17.4 J	14.5 J	8.7 UJ	22.1 J
Arsenic	2		19.1	5.4 UJ	8.8 J	17.5 J	16.5 J	8.7 J	18.4 J	14.8
Barium	40		77.8	191	234	308	272	300	311	170
Beryllium	1		0.93 J	5.1 J	4.1 J	2.9	3.5	2.3	2.6	2.1
Cadmium	1		4.3 J	0.92 J	4.6 J	5.6 J	4.9 J	8.1 J	21.7 J	3.5
Calcium	1000		78600	128000	116000	64900	85900	71900	70700	49000
Chromium	2		23.2	23.9	26.6	38.0	38.6	45.5	71.7	41.8
Cobalt	10		11.0 J	7.3 J	12.7	14.9	14.6	7.9 J	17.4	15.7
Copper	5		156 J	65.8	1030	4880	3440	3090	4100	152 J
Iron	20		116000 J	38500	119000	103000	102000	64600	87400	140000 J
Lead	0.6		337	265	1330	757	1290	2440	953	263
Magnesium	1000		11400	11500	13900	8510	8300	17700	12800	7640
Manganese	3		4260	1860	4780	2840	2550	3600	24800	4160
Mercury	0.1		0.14 U	1.2	0.24	0.30	0.33	9.9	16.0	0.27
Nickel	8		24.5	19.9 J	19.9 J	43.5	28.8	25.0	96.3	32.2
Potassium	1000		2650	1410	1790	1260	1430	985	1010 J	972 J
Selenium	1		1.3 UJ	2.0 J	1.2 J	2.1 J	1.4 J	1.1 UJ	1.1 UJ	1.0 UJ
Silver	2									
Sodium	1000		656 J	423 J	810 J	404 J	512 J	670 J	575 J	527 J
Thallium	2		1.3 U	1.3 U	1.0 U	1.1 U	1.0 U	1.1 UJ	1.1 U	1.0 U
Vanadium	10		39.8	37.1	44.0	44.4	45.4	25.1	67.1	49.9
Zinc	4		729	386 J	697 J	1730 J	1600 J	1420 J	19300 J	728 J
Cyanide	1		0.72 UJ							0.68 J
Percent Solids:			70	72	90	86	85	88	82	87

Associated Method Blank: SDGHANNA1S SDGHANNA2S SDGHANNA2S SDGHANNA2S SDGHANNA2S SDGHANNA2S SDGHANNA2S SDGHANNA2S SDGHANNA2S
 Associated Equipment Blank: HFQSXX1XXX94XX HFQSXX5XXX94XX HFQSXX5XXX94XX HFQSXX5XXX94XX HFQSXX5XXX94XX HFQSXX5XXX94XX HFQSXX5XXX94XX HFQSXX5XXX94XX HFQSXX4XXX94XX
 Associated Field Blank:

Site: SURFACE SOILS
 U: not detected R: unusable
 J: estimated

Table 2
Validation / Summary Table

LOCATION:	SS-115 DUP	SS-115	SS-116	SS-117	SS-118	SS-119	SS-120	SS-121
ISIS ID:	HFSS115XXX94XX	HFSS115XXX94XX	HFSS116XXX94XX	HFSS117XXX94XX	HFSS118XXX94XX	HFSS119XXX94XX	HFSS120XXX94XX	HFSS121XXX94XX
LAB NUMBER:	225913	225912	225914	225918	226505	225919	225915	226504
DATE SAMPLED:	10/10/94	10/10/94	10/10/94	10/10/94	10/11/94	10/10/94	10/10/94	10/11/94

ANALYTE	SOW-3/90 - II	CRDL	SS-115 DUP	SS-115	SS-116	SS-117	SS-118	SS-119	SS-120	SS-121
Aluminum	40		6150	4470	17200	22200	12800	22800	36200	6230
Antimony	12		8.6 UJ	8.0 UJ	7.7 UJ	12.9 UJ	14.2 J	9.0 UJ	8.4 UJ	7.2 UJ
Arsenic	2		8.3	6.5	2.0 J	1.7 U	6.6 J	2.3 J	2.3 J	2.8 J
Barium	40		39.8 J	30.4 J	132	238	165	165	243	19.8 J
Beryllium	1		0.82 J	0.76 J	3.0	2.2	0.95 J	3.4	5.6	0.38 UJ
Cadmium	1		0.71 J	1.4 J	0.41 UJ	6.2 J	5.0 J	0.47 UJ	0.65 J	0.74 J
Calcium	1000		30800	19000	121000	80400	75700	125000	161000	2420
Chromium	2		20.6	20.9	10.1	37.8	29.8	13.3	20.4	11.2
Cobalt	10		2.1 J	1.8 J	1.4 J	8.8 J	77.7	1.7 J	1.9 J	1.9 J
Copper	5		21.7 J	21.0 J	23.1 J	307 J	76.4	26.4 J	19.0 J	28.4
Iron	20		20800 J	20400 J	10800 J	55300 J	47400	22900 J	16200 J	16300
Lead	0.6		141	157	1830	398	167	89.9	63.5	33.2
Magnesium	1000		8480	6640	30400	20200	10100	25600	38800	819 J
Manganese	3		1120	982	1670	1900	1830	2230	2630	280
Mercury	0.1		0.11 U	0.11 U	0.11 U	1.1	0.17 U	0.12 U	0.23	0.11 U
Nickel	8		13.2	16.3	5.8 J	23.6	34.5 J	7.5 J	8.8 J	7.1 J
Potassium	1000		603 J	363 J	1170	1500	1700	1430	1670	601 J
Selenium	1		1.0 UJ	1.0 UJ	1.6 J	1.7 UJ	1.6 UJ	1.1 UJ	1.1 UJ	0.97 UJ
Silver	2		R	R	R	R	R	R	R	R
Sodium	1000		295 J	246 J	765 J	719 J	597 J	833 J	1050 J	323 J
Thallium	2		1.0 U	1.0 U	0.95 U	1.7 U	1.6 U	1.1 U	1.1 U	0.97 U
Vanadium	10		16.1	16.4	10.4	35.8	26.2	16.0	16.0	10.3
Zinc	4		801	785	141	812	7900 J	239	143	53.0 J
Cyanide	1		0.57 UJ	0.52 UJ	0.54 UJ	0.85 UJ	R	0.57 UJ	0.57 UJ	R
Percent Solids:			88	88	95	56	59	82	87	91

Associated Method Blank: SDGHANNA1S SDGHANNA1S SDGHANNA1S SDGHANNA1S SDGHANNA2S SDGHANNA1S SDGHANNA1S SDGHANNA1S SDGHANNA2S
 Associated Equipment Blank: HFQSXX4XXX94XX HFQSXX4XXX94XX HFQSXX4XXX94XX HFQSXX4XXX94XX HFQSXX5XXX94XX HFQSXX4XXX94XX HFQSXX4XXX94XX HFQSXX4XXX94XX HFQSXX5XXX94XX
 Associated Field Blank:

Site: SURFACE SOILS
 U: not detected R: unusable
 J: estimated

Table 2
Validation / Summary Table

LOCATION:	SS-122	SS-123	SS-124	SS-125
ISIS ID:	HFSS122XXX94XX	HFSS123XXX94XX	HFSS124XXX94XX	HFSS125XXX94XX
LAB NUMBER:	225916	226503	225917	225920
DATE SAMPLED:	10/10/94	10/11/94	10/10/94	10/10/94

ANALYTE	SOW-3/90 - II	CRDL				
Aluminum	40		31700	8190	14700	25400
Antimony	12		8.3 UJ	8.0 UJ	8.2 UJ	8.8 UJ
Arsenic	2		5.8 J	1.7 J	6.2	9.8
Barium	40		313	22.1 J	131	196
Beryllium	1		6.8	0.42 UJ	1.5	3.8
Cadmium	1		1.8 J	0.42 UJ	0.88 J	1.6 J
Calcium	1000		144000	3500	66700	119000
Chromium	2		37.4	7.7	17.9	25.0
Cobalt	10		2.2 J	1.3 U	3.2 J	5.3 J
Copper	5		215 J	5.1 J	40.6 J	68.5 J
Iron	20		16500 J	9860	27300 J	30900 J
Lead	0.6		248	9.9	163	128
Magnesium	1000		37600	520 J	12900	25000
Manganese	3		2220	127	1830	2850
Mercury	0.1		0.52	0.11 U	0.12 U	1.7
Nickel	8		7.0 J	6.0 J	10.6	14.8
Potassium	1000		1800	542 J	1170	1780
Selenium	1		2.2 J	1.0 UJ	1.1 UJ	1.0 UJ
Silver	2		R	R	R	R
Sodium	1000		1140	335 J	560 J	818 J
Thallium	2		1.1 U	1.0 U	1.1 U	1.0 U
Vanadium	10		15.6	12.9	18.9	25.0
Zinc	4		371	18.7 J	175	259
Cyanide	1		1.4 J	R	0.59 UJ	0.59 UJ
Percent Solids:			86	91	82	81

Associated Method Blank:	SDGHANNA1S	SDGHANNA2S	SDGHANNA1S	SDGHANNA1S
Associated Equipment Blank:	HFQSXX4XXX94XX	HFQSXX5XXX94XX	HFQSXX4XXX94XX	HFQSXX4XXX94XX
Associated Field Blank:	-	-	-	-

Site: SURFACE SOILS

U: not detected R: unusable
J: estimated

Table 1
Laboratory Report of Analysis

	SS-101 DUP	SS-101	SS-102	SS-103	SS-104	SS-105	SS-106	SS-107
	ISIS ID: HFSS101XXX94XD	HFSS101XXX94XX	HFSS102XXX94XX	HFSS103XXX94XX	HFSS104XXX94XX	HFSS105XXX94XX	HFSS106XXX94XX	HFSS107XXX94XX
	LAB NUMBER: E225904	E225901	E225905	E225906	E225907	E225908	E225909	E225910
	DATE SAMPLED: 10/10/94	10/10/94	10/10/94	10/10/94	10/10/94	10/10/94	10/10/94	10/10/94
ANALYTE	RL							
arsenic	52	52.0 UN	52.0 N	52.0 UN	52.0 UN	52.0 UN	52.0 UN	52.0 UN
barium	11	656 N*	700 N*	864 N*	432 N*	980 N*	558 N*	529 N*
cadmium	2.0	50.4 *	52.4 *	96.6 *	2.0 U*	144 *	5.0 *	2.9 B*
chromium	5.0	5.0 U	5.0 U	6.5 B	6.0 B	7.7 B	8.4 B	5.0 U
lead	26	352 *	410 *	752 *	49.8 *	1630 *	91.2 *	26.0 U*
mercury	0.20	0.20 U	0.20 U	0.20 U	0.20 U	0.20 U	0.20 U	0.20 U
selenium	90	90.0 U	90.0 U	90.0 U	90.0 U	90.0 U	90.0 U	90.0 U
silver	5.0	5.0 UN	5.0 UN	5.0 UN	5.0 UN	6.1 BN	5.0 UN	5.0 UN

=====
 Associated Method Blank: SDGHANNA1E SDGHANNA1E SDGHANNA1E SDGHANNA1E SDGHANNA1E SDGHANNA1E SDGHANNA1E SDGHANNA1E SDGHANNA1E
 Associated Equipment Blank: - - - - -
 Associated Field Blank: - - - - -

Site: SURFACE SOILS

Note: Inorganic Data - EPTOX Metals

U: not detected N: spike recovery not met *: duplicate analysis not met B: less than RL

Table 1
Laboratory Report of Analysis

	LOCATION:	SS-108	SS-109	SS-110	SS-111 DUP	SS-111	SS-112	SS-113	SS-114
	ISIS ID:	HFSS108XXX94XX	HFSS109XXX94XX	HFSS110XXX94XX	HFSS111XXX94XD	HFSS111XXX94XX	HFSS112XXX94XX	HFSS113XXX94XX	HFSS114XXX94XX
	LAB NUMBER:	E225911	E226502	E226501	E226519	E226516	E226515	E226514	E226513
	DATE SAMPLED:	10/10/94	10/11/94	10/11/94	10/11/94	10/11/94	10/11/94	10/11/94	10/11/94
ANALYTE	RL								
arsenic	52	52.0 UN	52.0 UN	52.0 UN	52.0 UN	52.0 UN	52.0 UN	52.0 UN	52.0 UN
barium	11	436 N*	512	589	724	501	719	710	423
cadmium	2.0	2.0 U*	2.0 U*	4.8 B*	9.6 *	2.0 U*	40.8 *	122 *	2.0 U*
chromium	5.0	5.0 U	7.8 B*	5.0 U*	5.0 U*	5.0 U*	5.0 U*	10.4 *	10.5 *
lead	26	55.7 *	80.9 *	41.6 *	7800 *	95.6 *	809 *	180 *	147 *
mercury	0.20	0.20 U	0.20 U	0.20 U	0.20 U	0.20 U	0.20 U	0.20 U	0.20 U
selenium	90	90.0 U	90.0 U	90.0 U	90.0 U	90.0 U	90.0 U	90.0 U	90.0 U
silver	5.0	5.0 UN	5.0 U*	5.0 U*	5.0 U*	5.0 U*	5.0 U*	5.0 U*	13.3 *

=====
 Associated Method Blank: SDGHANNA1E SDGHANNA2E SDGHANNA2E SDGHANNA2E SDGHANNA2E SDGHANNA2E SDGHANNA2E SDGHANNA2E
 Associated Equipment Blank: - - - - -
 Associated Field Blank: - - - - -

Site: SURFACE SOILS

Note: Inorganic Data - EPTOX Metals

U: not detected N: spike recovery not met *: duplicate analysis not met B: less than RL

Table 1
Laboratory Report of Analysis

	LOCATION: SS-115 DUP	SS-115	SS-116	SS-117	SS-118	SS-119	SS-120	SS-121
	ISIS ID: HFSS115XXX94XD	HFSS115XXX94XX	HFSS116XXX94XX	HFSS117XXX94XX	HFSS118XXX94XX	HFSS119XXX94XX	HFSS120XXX94XX	HFSS121XXX94XX
	LAB NUMBER: E225913	E225912	E225914	E225918	E226505	E225919	E225915	E226504
	DATE SAMPLED: 10/10/94	10/10/94	10/10/94	10/10/94	10/11/94	10/10/94	10/10/94	10/11/94
ANALYTE	RL							
arsenic	52	52.0 UN	52.0 UN	52.0 UN	52.0 UN	52.0 UN	52.0 UN	52.0 UN
barium	11	507 N*	565 N*	458 N*	790 N*	424	518 N*	636 N*
cadmium	2.0	5.0 *	6.5 *	2.0 U*	28.6 *	2.0 U*	2.0 U*	2.9 B*
chromium	5.0	5.0 B	7.3 B	5.0 U	8.6 B	5.0 U*	5.0 B	9.3 B
lead	26	142 *	121 *	2080 *	75.3 *	26.0 U*	53.9 *	166 *
mercury	0.20	0.20 U	0.20 U	0.20 U	0.20 U	0.20 U	0.20 U	0.20 U
selenium	90	90.0 U	90.0 U	90.0 U	90.0 U	90.0 U	90.0 U	90.0 U
silver	5.0	5.0 UN	6.1 BN	12.2 N	5.0 UN	5.0 U*	5.0 UN	5.0 UN

Associated Method Blank:	SDGHANNA1E	SDGHANNA1E	SDGHANNA1E	SDGHANNA1E	SDGHANNA2E	SDGHANNA1E	SDGHANNA1E	SDGHANNA2E
Associated Equipment Blank:	-	-	-	-	-	-	-	-
Associated Field Blank:	-	-	-	-	-	-	-	-

Site: SURFACE SOILS

Note: Inorganic Data - EPTOX Metals

U: not detected N: spike recovery not met *: duplicate analysis not met B: less than RL

Table 1
Laboratory Report of Analysis

	LOCATION:	SS-122	SS-123	SS-124	SS-125
	ISIS ID:	HFSS122XXX94XX	HFSS123XXX94XX	HFSS124XXX94XX	HFSS125XXX94XX
	LAB NUMBER:	E225916	E226503	E225917	E225920
	DATE SAMPLED:	10/10/94	10/11/94	10/10/94	10/10/94
ANALYTE	RL				
arsenic	52	52.0 UN	52.0 UN	52.0 UN	82.3 N
barium	11	757 N*	390	566 N*	616 N*
cadmium	2.0	2.0 U*	2.0 U*	2.2 B*	2.0 U*
chromium	5.0	5.0 U	5.3 B*	8.0 B	11.6
lead	26	26.0 U*	96.0 *	48.0 *	87.4 *
mercury	0.20	0.20 U	0.20 U	0.20 U	0.20 U
selenium	90	90.0 U	90.0 U	90.0 U	90.0 U
silver	5.0	5.0 UN	11.1 *	5.0 UN	5.0 UN

=====
 Associated Method Blank: SDGHANNA1E SDGHANNA2E SDGHANNA1E SDGHANNA1E
 Associated Equipment Blank: - - - -
 Associated Field Blank: - - - -

Site: SURFACE SOILS

Note: Inorganic Data - EPTOX Metals

U: not detected N: spike recovery not met *: duplicate analysis not met B: less than RL

Table 2
Validation / Summary Table

	SS-101 DUP	SS-101	SS-102	SS-103	SS-104	SS-105	SS-106	SS-107
LOCATION:	SS-101 DUP	SS-101	SS-102	SS-103	SS-104	SS-105	SS-106	SS-107
ISIS ID:	HFSS101XXX94XD	HFSS101XXX94XX	HFSS102XXX94XX	HFSS103XXX94XX	HFSS104XXX94XX	HFSS105XXX94XX	HFSS106XXX94XX	HFSS107XXX94XX
LAB NUMBER:	E225904	E225901	E225905	E225906	E225907	E225908	E225909	E225910
DATE SAMPLED:	10/10/94	10/10/94	10/10/94	10/10/94	10/10/94	10/10/94	10/10/94	10/10/94
ANALYTE	RL							
arsenic	52	52.0 U	52.0 J	52.0 U	52.0 U	52.0 U	52.0 U	52.0 U
barium	11	R	R	R	R	R	R	R
cadmium	2.0	50.4 J	52.4 J	96.6 J	2.0 UJ	144 J	5.0 J	2.9 J
chromium	5.0	5.0 U	5.0 U	6.5 J	6.0 J	7.7 J	8.4 J	5.0 U
lead	26	352 J	410 J	752 J	49.8 J	1630 J	91.2 J	26.0 UJ
mercury	0.20	0.20 U	0.20 U	0.20 U	0.20 U	0.20 U	0.20 U	0.20 U
selenium	90	90.0 U	90.0 U	90.0 U	90.0 U	90.0 U	90.0 U	90.0 U
silver	5.0	5.0 UJ	5.0 UJ	5.0 UJ	5.0 UJ	6.1 J	5.0 UJ	5.0 UJ

Associated Method Blank:	SDGHANNA1E	SDGHANNA1E	SDGHANNA1E	SDGHANNA1E	SDGHANNA1E	SDGHANNA1E	SDGHANNA1E	SDGHANNA1E
Associated Equipment Blank:	-	-	-	-	-	-	-	-
Associated Field Blank:	-	-	-	-	-	-	-	-

Site: SURFACE SOILS

Note: Inorganic Data - EPTOX Metals

U: not detected R: unusable J: estimated

Table 2
Validation / Summary Table

	SS-108	SS-109	SS-110	SS-111 DUP	SS-111	SS-112	SS-113	SS-114
LOCATION:	SS-108	SS-109	SS-110	SS-111 DUP	SS-111	SS-112	SS-113	SS-114
ISIS ID:	HFSS108XXX94XX	HFSS109XXX94XX	HFSS110XXX94XX	HFSS111XXX94XD	HFSS111XXX94XX	HFSS112XXX94XX	HFSS113XXX94XX	HFSS114XXX94XX
LAB NUMBER:	E225911	E226502	E226501	E226519	E226516	E226515	E226514	E226513
DATE SAMPLED:	10/10/94	10/11/94	10/11/94	10/11/94	10/11/94	10/11/94	10/11/94	10/11/94
ANALYTE	RL							
arsenic	52	52.0 U	52.0 U	52.0 U	52.0 U	52.0 U	52.0 U	52.0 U
barium	11	R	512	589	724 J	501 J	719	R
cadmium	2.0	2.0 UJ	2.0 UJ	4.8 J	9.6 J	2.0 UJ	40.8 J	2.0 UJ
chromium	5.0	5.0 U	7.8 J	5.0 UJ	5.0 UJ	5.0 UJ	5.0 UJ	10.4 J
lead	26	55.7 J	80.9 J	41.6 J	7800 J	95.6 J	809 J	180 J
mercury	0.20	0.20 U	0.20 U	0.20 U	0.20 U	0.20 U	0.20 U	0.20 U
selenium	90	90.0 U	90.0 U	90.0 U	90.0 U	90.0 U	90.0 U	90.0 U
silver	5.0	5.0 UJ	5.0 UJ	5.0 UJ	5.0 UJ	5.0 UJ	5.0 UJ	13.3 J

=====
 Associated Method Blank: SDGHANNA1E SDGHANNA2E SDGHANNA2E SDGHANNA2E SDGHANNA2E SDGHANNA2E SDGHANNA2E SDGHANNA2E SDGHANNA2E
 Associated Equipment Blank: - - - - -
 Associated Field Blank: - - - - -

Site: SURFACE SOILS
 Note: Inorganic Data - EPTOX Metals
 U: not detected R: unusable J: estimated

Table 2
Validation / Summary Table

	SS-115 DUP	SS-115	SS-116	SS-117	SS-118	SS-119	SS-120	SS-121
LOCATION:	SS-115 DUP	SS-115	SS-116	SS-117	SS-118	SS-119	SS-120	SS-121
ISIS ID:	HFSS115XXX94XD	HFSS115XXX94XX	HFSS116XXX94XX	HFSS117XXX94XX	HFSS118XXX94XX	HFSS119XXX94XX	HFSS120XXX94XX	HFSS121XXX94XX
LAB NUMBER:	E225913	E225912	E225914	E225918	E226505	E225919	E225915	E226504
DATE SAMPLED:	10/10/94	10/10/94	10/10/94	10/10/94	10/11/94	10/10/94	10/10/94	10/11/94
ANALYTE	RL							
arsenic	52	52.0 U	52.0 U	52.0 U	52.0 U	52.0 U	52.0 U	52.0 U
barium	11	R	R	R	R	424	R	443
cadmium	2.0	5.0 J	6.5 J	2.0 UJ	28.6 J	2.0 UJ	2.9 J	3.2 J
chromium	5.0	5.0 J	7.3 J	5.0 U	8.6 J	5.0 UJ	5.0 J	5.0 UJ
lead	26	142 J	121 J	2080 J	75.3 J	26.0 UJ	53.9 J	83.9 J
mercury	0.20	0.20 U	0.20 U	0.20 U	0.20 U	0.20 U	0.20 U	0.20 U
selenium	90	90.0 U	90.0 U	90.0 U	90.0 U	90.0 U	90.0 U	90.0 U
silver	5.0	5.0 UJ	6.1 J	12.2 J	5.0 UJ	5.0 UJ	5.0 UJ	5.0 UJ

=====
 Associated Method Blank: SDGHANNA1E SDGHANNA1E SDGHANNA1E SDGHANNA1E SDGHANNA2E SDGHANNA1E SDGHANNA1E SDGHANNA2E
 Associated Equipment Blank: - - - - -
 Associated Field Blank: - - - - -

Site: SURFACE SOILS
 Note: Inorganic Data - EPTOX Metals
 U: not detected R: unusable J: estimated

Table 2
Validation / Summary Table

	SS-122	SS-123	SS-124	SS-125	
LOCATION:	SS-122	SS-123	SS-124	SS-125	
ISIS ID:	HFSS122XXX94XX	HFSS123XXX94XX	HFSS124XXX94XX	HFSS125XXX94XX	
LAB NUMBER:	E225916	E226503	E225917	E225920	
DATE SAMPLED:	10/10/94	10/11/94	10/10/94	10/10/94	
ANALYTE	RL				
arsenic	52	52.0 U	52.0 U	52.0 U	82.3 J
barium	11	R	390	R	R
cadmium	2.0	2.0 UJ	2.0 UJ	2.2 J	2.0 UJ
chromium	5.0	5.0 U	5.3 J	8.0 J	11.6
lead	26	26.0 UJ	96.0 J	48.0 J	87.4 J
mercury	0.20	0.20 U	0.20 U	0.20 U	0.20 U
selenium	90	90.0 U	90.0 U	90.0 U	90.0 U
silver	5.0	5.0 UJ	11.1 J	5.0 UJ	5.0 UJ

=====
 Associated Method Blank: SDGHANNA1E SDGHANNA2E SDGHANNA1E SDGHANNA1E
 Associated Equipment Blank: - - - -
 Associated Field Blank: - - - -

Site: SURFACE SOILS

Note: Inorganic Data - EPTOX Metals

U: not detected R: unusable J: estimated

Table 1
Laboratory Report of Analysis

	SS-101 DUP	SS-101	SS-102	SS-103	SS-104	SS-105	SS-106	SS-107
LOCATION:	SS-101 DUP	SS-101	SS-102	SS-103	SS-104	SS-105	SS-106	SS-107
ISIS ID:	HFSS101XXX94XD	HFSS101XXX94XX	HFSS102XXX94XX	HFSS103XXX94XX	HFSS104XXX94XX	HFSS105XXX94XX	HFSS106XXX94XX	HFSS107XXX94XX
LAB NUMBER:	2225904	2225901	2225905	2225906	2225907	2225908	2225909	2225910
DATE SAMPLED:	10/10/94	10/10/94	10/10/94	10/10/94	10/10/94	10/10/94	10/10/94	10/10/94
DATE ANALYZED:	10/17/94	10/17/94	10/17/94	10/17/94	10/17/94	10/17/94	10/17/94	10/17/94
ANALYTE	RL							
Corrosivity, inch/Year	0.01	0.01 U	0.01 U	0.01 U	0.01 U	0.01 U	0.01 U	0.01 U
Ignitability, Degrees F	212	>212	>212	>212	>212	>212	>212	>212
Cyanide, Reactive, ppm	1	1 U	1 U	1 U	1 U	1 U	1 U	1 U
Sulfide, Reactive, ppm	1	1 U	1 U	1 U	1 U	1 U	1 U	1 U

Associated Method Blank:	SDGHANNA1	SDGHANNA1	SDGHANNA1	SDGHANNA1	SDGHANNA1	SDGHANNA1	SDGHANNA1	SDGHANNA1
Associated Equipment Blank:	-	-	-	-	-	-	-	-
Associated Field Blank:	-	-	-	-	-	-	-	-

Site: SURFACE SOILS
U: not detected

Table 1
Laboratory Report of Analysis

	SS-108	SS-109	SS-110	SS-111 DUP	SS-111	SS-112	SS-113	SS-114
LOCATION:	SS-108	SS-109	SS-110	SS-111 DUP	SS-111	SS-112	SS-113	SS-114
ISIS ID:	HFSS108XXX94XX	HFSS109XXX94XX	HFSS110XXX94XX	HFSS111XXX94XD	HFSS111XXX94XX	HFSS112XXX94XX	HFSS113XXX94XX	HFSS114XXX94XX
LAB NUMBER:	2225911	2226502	2226501	2226519	2226516	2226515	2226514	2226513
DATE SAMPLED:	10/10/94	10/11/94	10/11/94	10/11/94	10/11/94	10/11/94	10/11/94	10/11/94
DATE ANALYZED:	10/17/94	10/24/94	10/24/94	10/24/94	10/24/94	10/24/94	10/24/94	10/24/94
ANALYTE	RL							
Corrosivity, inch/Year	0.01	0.01 U	0.01 U	0.01 U	0.01 U	0.01 U	0.01 U	0.01 U
Ignitability, Degrees F	212	>212	>212	>212	>212	>212	>212	>212
Cyanide, Reactive, ppm	1	1 U	1 U	1 U	1 U	1 U	1 U	1 U
Sulfide, Reactive, ppm	1	1 U	1 U	1 U	1 U	1 U	1 U	1 U

Associated Method Blank:	SDGHANNA1	SDGHANNA2	SDGHANNA2	SDGHANNA2	SDGHANNA2	SDGHANNA2	SDGHANNA2	SDGHANNA2
Associated Equipment Blank:	-	-	-	-	-	-	-	-
Associated Field Blank:	-	-	-	-	-	-	-	-

Site: SURFACE SOILS
U: not detected

Table 1
Laboratory Report of Analysis

	SS-115 DUP	SS-115	SS-116	SS-117	SS-118	SS-119	SS-120	SS-121
LOCATION:	SS-115 DUP	SS-115	SS-116	SS-117	SS-118	SS-119	SS-120	SS-121
ISIS ID:	HFSS115XXX94XD	HFSS115XXX94XX	HFSS116XXX94XX	HFSS117XXX94XX	HFSS118XXX94XX	HFSS119XXX94XX	HFSS120XXX94XX	HFSS121XXX94XX
LAB NUMBER:	2225913	2225912	2225914	2225918	2226505	2225919	2225915	2226504
DATE SAMPLED:	10/10/94	10/10/94	10/10/94	10/10/94	10/11/94	10/10/94	10/10/94	10/11/94
DATE ANALYZED:	10/17/94	10/17/94	10/17/94	10/17/94	10/24/94	10/17/94	10/17/94	10/24/94
ANALYTE	RL							
Corrosivity, inch/Year	0.01	0.01 U	0.01 U	0.01 U	0.01 U	0.01 U	0.01 U	0.01 U
Ignitability, Degrees F	212	>212	>212	>212	>212	>212	>212	>212
Cyanide, Reactive, ppm	1	1 U	1 U	1 U	1 U	1 U	1 U	1 U
Sulfide, Reactive, ppm	1	1 U	1 U	1 U	1 U	1 U	1 U	1 U

Associated Method Blank:	SDGHANNA1	SDGHANNA1	SDGHANNA1	SDGHANNA1	SDGHANNA2	SDGHANNA1	SDGHANNA1	SDGHANNA2
Associated Equipment Blank:	-	-	-	-	-	-	-	-
Associated Field Blank:	-	-	-	-	-	-	-	-

Site: SURFACE SOILS
U: not detected

Table 1
Laboratory Report of Analysis

LOCATION:	SS-122	SS-123	SS-124	SS-125
ISIS ID:	HFSS122XXX94XX	HFSS123XXX94XX	HFSS124XXX94XX	HFSS125XXX94XX
LAB NUMBER:	2225916	2226503	2225917	2225920
DATE SAMPLED:	10/10/94	10/11/94	10/10/94	10/10/94
DATE ANALYZED:	10/17/94	10/24/94	10/17/94	10/17/94

ANALYTE	RL				
Corrosivity, inch/Year	0.01	0.01 U	0.01 U	0.01 U	0.01 U
Ignitability, Degrees F	212	>212	>212	>212	>212
Cyanide, Reactive, ppm	1	1 U	1 U	1 U	1 U
Sulfide, Reactive, ppm	1	1 U	1 U	1 U	1 U

=====
 Associated Method Blank: SDGHANNA1 SDGHANNA2 SDGHANNA1 SDGHANNA1
 Associated Equipment Blank: - - - -
 Associated Field Blank: - - - -

Site: SURFACE SOILS
 U: not detected

Table 1
Laboratory Report of Analysis

	SD-101	SD-102 DUP	SD-102	SD-103	SD-104	SD-105	SD-107
LOCATION:	SD-101	SD-102 DUP	SD-102	SD-103	SD-104	SD-105	SD-107
ISIS ID:	HFSD101XXX94XX	HFSD102XXX94XD	HFSD102XXX94XX	HFSD103XXX94XX	HFSD104XXX94XX	HFSD105XXX94XX	HFSD107XXX94XX
LAB NUMBER:	2226507	2226511	2226508	2227908	2226512	2227909	2227910
DATE SAMPLED:	10/11/94	10/11/94	10/11/94	10/12/94	10/11/94	10/12/94	10/12/94
DATE ANALYZED:	10/17/94	10/17/94	10/17/94	10/19/94	10/17/94	10/19/94	10/19/94

ANALYTE	SOW-3/90 - 11	CRQL							
Chloromethane	10	23	U	20	U	20	U	13	U
Bromomethane	10	23	U	20	U	20	U	13	U
Vinyl Chloride	10	23	U	20	U	20	U	13	U
Chloroethane	10	23	U	20	U	20	U	13	U
Methylene Chloride	10	57	B	22	B	36	B	7	J
Acetone	10	4	JB	17	JB	20	U	13	U
Carbon Disulfide	10	23	U	20	U	20	U	13	U
1,1-Dichloroethene	10	23	U	20	U	20	U	13	U
1,1-Dichloroethane	10	23	U	20	U	20	U	13	U
1,2-Dichloroethene (total)	10	23	U	20	U	20	U	13	U
Chloroform	10	23	U	20	U	20	U	13	U
1,2-Dichloroethane	10	23	U	20	U	20	U	13	U
2-Butanone	10	23	U	20	U	20	U	13	U
1,1,1-Trichloroethane	10	23	U	20	U	20	U	13	U
Carbon Tetrachloride	10	23	U	20	U	20	U	13	U
Bromodichloromethane	10	23	U	20	U	20	U	13	U
1,2-Dichloropropane	10	23	U	20	U	20	U	13	U
cis-1,3-Dichloropropene	10	23	U	20	U	20	U	13	U
Trichloroethene	10	23	U	20	U	20	U	13	U
Dibromochloromethane	10	23	U	20	U	20	U	13	U
1,1,2-Trichloroethane	10	23	U	20	U	20	U	13	U
Benzene	10	23	U	20	U	20	U	13	U
trans-1,3-Dichloropropene	10	23	U	20	U	20	U	13	U
Bromoform	10	23	U	20	U	20	U	13	U
4-Methyl-2-Pentanone	10	23	U	20	U	20	U	13	U
2-Hexanone	10	23	U	20	U	20	U	13	U
Tetrachloroethene	10	23	U	20	U	20	U	13	U
1,1,2,2-Tetrachloroethane	10	23	U	20	U	20	U	13	U
Toluene	10	23	U	20	U	20	U	13	U
Chlorobenzene	10	23	U	20	U	20	U	13	U
Ethylbenzene	10	23	U	20	U	20	U	13	U
Styrene	10	23	U	20	U	20	U	13	U
Total Xylenes	10	23	U	20	U	20	U	13	U

Dilution Factor:	1.00	1.00	1.00	1.00	1.00	1.00	1.00
Percent Solids:	44	50	49	78	82	57	55
Sample Volume\Weight (ml\g):	5.00	5.00	5.00	5.00	5.00	5.00	5.00
Associated Method Blank:	P1240.D	P1240.D	P1240.D	P1296.D	P1240.D	P1296.D	P1296.D
Associated Equipment Blank:	HFQSD101XXX94XX	HFQSD102XXX94XX	HFQSD102XXX94XX	HFQSD103XXX94XX	HFQSD104XXX94XX	HFQSD105XXX94XX	HFQSD107XXX94XX
Associated Field Blank:	-	-	-	-	-	-	-
Associated Trip Blank:	-	-	-	-	-	-	-

Site: SEDIMENTS
 U: not detected B: blank contamination
 J: estimated

Table 2
Validation / Summary Table

LOCATION:	SD-101	SD-102 DUP	SD-102	SD-103	SD-104	SD-105	SD-107
ISIS ID:	HFSD101XXX94XX	HFSD102XXX94XD	HFSD102XXX94XX	HFSD103XXX94XX	HFSD104XXX94XX	HFSD105XXX94XX	HFSD107XXX94XX
LAB NUMBER:	2226507	2226511	2226508	2227908	2226512	2227909	2227910
DATE SAMPLED:	10/11/94	10/11/94	10/11/94	10/12/94	10/11/94	10/12/94	10/12/94
DATE ANALYZED:	10/17/94	10/17/94	10/17/94	10/19/94	10/17/94	10/19/94	10/19/94

ANALYTE	SOW-3/90 - II	CRQL	SD-101	SD-102 DUP	SD-102	SD-103	SD-104	SD-105	SD-107
Chloromethane	10		23 UJ	20 UJ	20 UJ	13 U	12 U	18 U	18 U
Bromomethane	10		23 UJ	20 UJ	20 UJ	13 U	12 U	18 U	18 U
Vinyl Chloride	10		23 UJ	20 UJ	20 UJ	13 U	12 U	18 U	18 U
Chloroethane	10		23 UJ	20 UJ	20 UJ	13 UJ	12 U	18 UJ	18 UJ
Methylene Chloride	10		57 UJ	22 UJ	36 UJ	13 UJ	13 U	18 UJ	18 UJ
Acetone	10		23 UJ	20 UJ	20 UJ	13 U	14 UJ	18 U	12 J
Carbon Disulfide	10		23 UJ	20 UJ	20 UJ	13 U	12 U	18 U	18 U
1,1-Dichloroethene	10		23 UJ	20 UJ	20 UJ	13 U	12 U	18 U	18 U
1,1-Dichloroethane	10		23 UJ	20 UJ	20 UJ	13 U	12 U	18 U	18 U
1,2-Dichloroethene (total)	10		23 UJ	20 UJ	20 UJ	13 U	12 U	18 U	18 U
Chloroform	10		23 UJ	20 UJ	20 UJ	13 U	12 U	18 U	18 U
1,2-Dichloroethane	10		23 UJ	20 UJ	20 UJ	13 U	12 U	18 U	18 U
2-Butanone	10		23 UJ	20 UJ	20 UJ	13 U	3 J	18 U	18 U
1,1,1-Trichloroethane	10		23 UJ	20 UJ	20 UJ	13 U	12 U	18 U	18 U
Carbon Tetrachloride	10		23 UJ	20 UJ	20 UJ	13 U	12 U	18 U	18 U
Bromodichloromethane	10		23 UJ	20 UJ	20 UJ	13 U	12 U	18 U	18 U
1,2-Dichloropropane	10		23 UJ	20 UJ	20 UJ	13 U	12 U	18 U	18 U
cis-1,3-Dichloropropene	10		23 UJ	20 UJ	20 UJ	13 U	12 U	18 U	18 U
Trichloroethene	10		23 UJ	20 UJ	20 UJ	13 U	12 U	18 U	18 U
Dibromochloromethane	10		23 UJ	20 UJ	20 UJ	13 U	12 U	18 U	18 U
1,1,2-Trichloroethane	10		23 UJ	20 UJ	20 UJ	13 U	12 U	18 U	18 U
Benzene	10		23 UJ	20 UJ	20 UJ	13 U	12 U	18 U	18 U
trans-1,3-Dichloropropene	10		23 UJ	20 UJ	20 UJ	13 U	12 U	18 U	18 U
Bromoform	10		23 UJ	20 UJ	20 UJ	13 U	12 U	18 U	18 U
4-Methyl-2-Pentanone	10		23 UJ	20 UJ	20 UJ	13 U	12 U	18 U	18 U
2-Hexanone	10		23 UJ	20 UJ	20 UJ	13 U	12 U	18 U	18 U
Tetrachloroethene	10		23 UJ	20 UJ	20 UJ	13 U	12 U	18 U	3 J
1,1,2,2-Tetrachloroethane	10		23 UJ	20 UJ	20 UJ	13 U	12 U	18 U	18 U
Toluene	10		23 UJ	20 UJ	20 UJ	13 U	12 U	18 U	18 U
Chlorobenzene	10		23 UJ	20 UJ	20 UJ	13 U	12 U	18 U	18 U
Ethylbenzene	10		23 UJ	20 UJ	20 UJ	13 U	12 U	18 U	18 U
Styrene	10		23 UJ	20 UJ	20 UJ	13 U	12 U	18 U	18 U
Total Xylenes	10		23 UJ	20 UJ	20 UJ	13 U	12 U	18 U	18 U

Dilution Factor:	1.00	1.00	1.00	1.00	1.00	1.00	1.00	1.00
Percent Solids:	44	50	49	78	82	57	55	
Sample Volume/Weight (ml/g):	5.00	5.00	5.00	5.00	5.00	5.00	5.00	5.00
Associated Method Blank:	P1240.D	P1240.D	P1240.D	P1296.D	P1240.D	P1296.D	P1296.D	
Associated Equipment Blank:	HFQsXX3XXX94XX	HFQsXX3XXX94XX	HFQsXX3XXX94XX	HFQsXX3XXX94XX	HFQsXX3XXX94XX	HFQsXX3XXX94XX	HFQsXX3XXX94XX	
Associated Field Blank:	-	-	-	-	-	-	-	
Associated Trip Blank:	-	-	-	-	-	-	-	

Site: SEDIMENTS
U: not detected
J: estimated

Table 2
Validation / Summary Table

	SS-122	SS-123	SS-124	SS-125	
LOCATION:	SS-122	SS-123	SS-124	SS-125	
ISIS ID:	HFSS122XXX94XX	HFSS123XXX94XX	HFSS124XXX94XX	HFSS125XXX94XX	
LAB NUMBER:	E225916	E226503	E225917	E225920	
DATE SAMPLED:	10/10/94	10/11/94	10/10/94	10/10/94	
ANALYTE	RL				
arsenic	52	52.0 U	52.0 U	52.0 U	82.3 J
barium	11	R	390	R	R
cadmium	2.0	2.0 UJ	2.0 UJ	2.2 J	2.0 UJ
chromium	5.0	5.0 U	5.3 J	8.0 J	11.6
lead	26	26.0 UJ	96.0 J	48.0 J	87.4 J
mercury	0.20	0.20 U	0.20 U	0.20 U	0.20 U
selenium	90	90.0 U	90.0 U	90.0 U	90.0 U
silver	5.0	5.0 UJ	11.1 J	5.0 UJ	5.0 UJ

=====
 Associated Method Blank: SDGHANNA1E SDGHANNA2E SDGHANNA1E SDGHANNA1E
 Associated Equipment Blank: - - - -
 Associated Field Blank: - - - -

Site: SURFACE SOILS

Note: Inorganic Data - EPTOX Metals

U: not detected R: unusable J: estimated

Table 1
Laboratory Report of Analysis

	SS-101 DUP	SS-101	SS-102	SS-103	SS-104	SS-105	SS-106	SS-107
LOCATION:	SS-101 DUP	SS-101	SS-102	SS-103	SS-104	SS-105	SS-106	SS-107
ISIS ID:	HFSS101XXX94XD	HFSS101XXX94XX	HFSS102XXX94XX	HFSS103XXX94XX	HFSS104XXX94XX	HFSS105XXX94XX	HFSS106XXX94XX	HFSS107XXX94XX
LAB NUMBER:	2225904	2225901	2225905	2225906	2225907	2225908	2225909	2225910
DATE SAMPLED:	10/10/94	10/10/94	10/10/94	10/10/94	10/10/94	10/10/94	10/10/94	10/10/94
DATE ANALYZED:	10/17/94	10/17/94	10/17/94	10/17/94	10/17/94	10/17/94	10/17/94	10/17/94
ANALYTE	RL							
Corrosivity, inch/Year	0.01	0.01 U	0.01 U	0.01 U	0.01 U	0.01 U	0.01 U	0.01 U
Ignitability, Degrees F	212	>212	>212	>212	>212	>212	>212	>212
Cyanide, Reactive, ppm	1	1 U	1 U	1 U	1 U	1 U	1 U	1 U
Sulfide, Reactive, ppm	1	1 U	1 U	1 U	1 U	1 U	1 U	1 U

Associated Method Blank:	SDGHANNA1	SDGHANNA1	SDGHANNA1	SDGHANNA1	SDGHANNA1	SDGHANNA1	SDGHANNA1	SDGHANNA1
Associated Equipment Blank:	-	-	-	-	-	-	-	-
Associated Field Blank:	-	-	-	-	-	-	-	-

Site: SURFACE SOILS
U: not detected

Table 1
Laboratory Report of Analysis

	SS-108	SS-109	SS-110	SS-111 DUP	SS-111	SS-112	SS-113	SS-114
LOCATION:	SS-108	SS-109	SS-110	SS-111 DUP	SS-111	SS-112	SS-113	SS-114
ISIS ID:	HFSS108XXX94XX	HFSS109XXX94XX	HFSS110XXX94XX	HFSS111XXX94XD	HFSS111XXX94XX	HFSS112XXX94XX	HFSS113XXX94XX	HFSS114XXX94XX
LAB NUMBER:	2225911	2226502	2226501	2226519	2226516	2226515	2226514	2226513
DATE SAMPLED:	10/10/94	10/11/94	10/11/94	10/11/94	10/11/94	10/11/94	10/11/94	10/11/94
DATE ANALYZED:	10/17/94	10/24/94	10/24/94	10/24/94	10/24/94	10/24/94	10/24/94	10/24/94
ANALYTE	RL							
Corrosivity, inch/Year	0.01	0.01 U	0.01 U	0.01 U	0.01 U	0.01 U	0.01 U	0.01 U
Ignitability, Degrees F	212	>212	>212	>212	>212	>212	>212	>212
Cyanide, Reactive, ppm	1	1 U	1 U	1 U	1 U	1 U	1 U	1 U
Sulfide, Reactive, ppm	1	1 U	1 U	1 U	1 U	1 U	1 U	1 U

Associated Method Blank:	SDGHANNA1	SDGHANNA2	SDGHANNA2	SDGHANNA2	SDGHANNA2	SDGHANNA2	SDGHANNA2	SDGHANNA2
Associated Equipment Blank:	-	-	-	-	-	-	-	-
Associated Field Blank:	-	-	-	-	-	-	-	-

Site: SURFACE SOILS
U: not detected

Table 1
Laboratory Report of Analysis

	SS-115 DUP	SS-115	SS-116	SS-117	SS-118	SS-119	SS-120	SS-121
LOCATION:	SS-115 DUP	SS-115	SS-116	SS-117	SS-118	SS-119	SS-120	SS-121
ISIS ID:	HFSS115XXX94XD	HFSS115XXX94XX	HFSS116XXX94XX	HFSS117XXX94XX	HFSS118XXX94XX	HFSS119XXX94XX	HFSS120XXX94XX	HFSS121XXX94XX
LAB NUMBER:	2225913	2225912	2225914	2225918	2226505	2225919	2225915	2226504
DATE SAMPLED:	10/10/94	10/10/94	10/10/94	10/10/94	10/11/94	10/10/94	10/10/94	10/11/94
DATE ANALYZED:	10/17/94	10/17/94	10/17/94	10/17/94	10/24/94	10/17/94	10/17/94	10/24/94
ANALYTE	RL							
Corrosivity, inch/Year	0.01	0.01 U	0.01 U	0.01 U	0.01 U	0.01 U	0.01 U	0.01 U
Ignitability, Degrees F	212	>212	>212	>212	>212	>212	>212	>212
Cyanide, Reactive, ppm	1	1 U	1 U	1 U	1 U	1 U	1 U	1 U
Sulfide, Reactive, ppm	1	1 U	1 U	1 U	1 U	1 U	1 U	1 U

Associated Method Blank:	SDGHANNA1	SDGHANNA1	SDGHANNA1	SDGHANNA1	SDGHANNA2	SDGHANNA1	SDGHANNA1	SDGHANNA2
Associated Equipment Blank:	-	-	-	-	-	-	-	-
Associated Field Blank:	-	-	-	-	-	-	-	-

Site: SURFACE SOILS
U: not detected

Table 1
Laboratory Report of Analysis

LOCATION:	SS-122	SS-123	SS-124	SS-125
ISIS ID:	HFSS122XXX94XX	HFSS123XXX94XX	HFSS124XXX94XX	HFSS125XXX94XX
LAB NUMBER:	2225916	2226503	2225917	2225920
DATE SAMPLED:	10/10/94	10/11/94	10/10/94	10/10/94
DATE ANALYZED:	10/17/94	10/24/94	10/17/94	10/17/94

ANALYTE	RL				
Corrosivity, inch/Year	0.01	0.01 U	0.01 U	0.01 U	0.01 U
Ignitability, Degrees F	212	>212	>212	>212	>212
Cyanide, Reactive, ppm	1	1 U	1 U	1 U	1 U
Sulfide, Reactive, ppm	1	1 U	1 U	1 U	1 U

=====
 Associated Method Blank: SDGHANNA1 SDGHANNA2 SDGHANNA1 SDGHANNA1
 Associated Equipment Blank: - - - -
 Associated Field Blank: - - - -

Site: SURFACE SOILS
 U: not detected

Table 1
Laboratory Report of Analysis

	SD-101	SD-102 DUP	SD-102	SD-103	SD-104	SD-105	SD-107	
LOCATION:	SD-101	SD-102 DUP	SD-102	SD-103	SD-104	SD-105	SD-107	
ISIS ID:	HFSD101XXX94XX	HFSD102XXX94XD	HFSD102XXX94XX	HFSD103XXX94XX	HFSD104XXX94XX	HFSD105XXX94XX	HFSD107XXX94XX	
LAB NUMBER:	2226507	2226511	2226508	2227908	2226512	2227909	2227910	
DATE SAMPLED:	10/11/94	10/11/94	10/11/94	10/12/94	10/11/94	10/12/94	10/12/94	
DATE ANALYZED:	10/17/94	10/17/94	10/17/94	10/19/94	10/17/94	10/19/94	10/19/94	
ANALYTE	SOW-3/90 - II	CRQL						
Chloromethane	10	23 U	20 U	20 U	13 U	12 U	18 U	18 U
Bromomethane	10	23 U	20 U	20 U	13 U	12 U	18 U	18 U
Vinyl Chloride	10	23 U	20 U	20 U	13 U	12 U	18 U	18 U
Chloroethane	10	23 U	20 U	20 U	13 U	12 U	18 U	18 U
Methylene Chloride	10	57 B	22 B	36 B	7 J	13 B	10 J	10 J
Acetone	10	4 JB	17 JB	20 U	13 U	14 B	18 U	12 J
Carbon Disulfide	10	23 U	20 U	20 U	13 U	12 U	18 U	18 U
1,1-Dichloroethene	10	23 U	20 U	20 U	13 U	12 U	18 U	18 U
1,1-Dichloroethane	10	23 U	20 U	20 U	13 U	12 U	18 U	18 U
1,2-Dichloroethene (total)	10	23 U	20 U	20 U	13 U	12 U	18 U	18 U
Chloroform	10	23 U	20 U	20 U	13 U	12 U	18 U	18 U
1,2-Dichloroethane	10	23 U	20 U	20 U	13 U	12 U	18 U	18 U
2-Butanone	10	23 U	20 U	20 U	13 U	3 J	18 U	18 U
1,1,1-Trichloroethane	10	23 U	20 U	20 U	13 U	12 U	18 U	18 U
Carbon Tetrachloride	10	23 U	20 U	20 U	13 U	12 U	18 U	18 U
Bromodichloromethane	10	23 U	20 U	20 U	13 U	12 U	18 U	18 U
1,2-Dichloropropane	10	23 U	20 U	20 U	13 U	12 U	18 U	18 U
cis-1,3-Dichloropropene	10	23 U	20 U	20 U	13 U	12 U	18 U	18 U
Trichloroethene	10	23 U	20 U	20 U	13 U	12 U	18 U	18 U
Dibromochloromethane	10	23 U	20 U	20 U	13 U	12 U	18 U	18 U
1,1,2-Trichloroethane	10	23 U	20 U	20 U	13 U	12 U	18 U	18 U
Benzene	10	23 U	20 U	20 U	13 U	12 U	18 U	18 U
trans-1,3-Dichloropropene	10	23 U	20 U	20 U	13 U	12 U	18 U	18 U
Bromoform	10	23 U	20 U	20 U	13 U	12 U	18 U	18 U
4-Methyl-2-Pentanone	10	23 U	20 U	20 U	13 U	12 U	18 U	18 U
2-Hexanone	10	23 U	20 U	20 U	13 U	12 U	18 U	18 U
Tetrachloroethene	10	23 U	20 U	20 U	13 U	12 U	18 U	3 J
1,1,2,2-Tetrachloroethane	10	23 U	20 U	20 U	13 U	12 U	18 U	18 U
Toluene	10	23 U	20 U	20 U	13 U	12 U	18 U	18 U
Chlorobenzene	10	23 U	20 U	20 U	13 U	12 U	18 U	18 U
Ethylbenzene	10	23 U	20 U	20 U	13 U	12 U	18 U	18 U
Styrene	10	23 U	20 U	20 U	13 U	12 U	18 U	18 U
Total Xylenes	10	23 U	20 U	20 U	13 U	12 U	18 U	18 U
Dilution Factor:	1.00	1.00	1.00	1.00	1.00	1.00	1.00	1.00
Percent Solids:	44	50	49	78	82	57	55	
Sample Volume\Weight (ml\g):	5.00	5.00	5.00	5.00	5.00	5.00	5.00	5.00
Associated Method Blank:	P1240.D	P1240.D	P1240.D	P1296.D	P1240.D	P1296.D	P1296.D	P1296.D
Associated Equipment Blank:	HFQXXX3XXX94XX	HFQXXX3XXX94XX	HFQXXX3XXX94XX	HFQXXX3XXX94XX	HFQXXX3XXX94XX	HFQXXX3XXX94XX	HFQXXX3XXX94XX	HFQXXX3XXX94XX
Associated Field Blank:	-	-	-	-	-	-	-	-
Associated Trip Blank:	-	-	-	-	-	-	-	-

Site: SEDIMENTS

U: not detected

B: blank contamination

J: estimated

Table 2
Validation / Summary Table

LOCATION:	SD-101	SD-102 DUP	SD-102	SD-103	SD-104	SD-105	SD-107
ISIS ID:	HFSD101XXX94XX	HFSD102XXX94XD	HFSD102XXX94XX	HFSD103XXX94XX	HFSD104XXX94XX	HFSD105XXX94XX	HFSD107XXX94XX
LAB NUMBER:	2226507	2226511	2226508	2227908	2226512	2227909	2227910
DATE SAMPLED:	10/11/94	10/11/94	10/11/94	10/12/94	10/11/94	10/12/94	10/12/94
DATE ANALYZED:	10/17/94	10/17/94	10/17/94	10/19/94	10/17/94	10/19/94	10/19/94

ANALYTE	SOW-3/90 - II	CRQL													
Chloromethane	10	23	UJ	20	UJ	20	UJ	13	U	12	U	18	U	18	U
Bromomethane	10	23	UJ	20	UJ	20	UJ	13	U	12	U	18	U	18	U
Vinyl Chloride	10	23	UJ	20	UJ	20	UJ	13	U	12	U	18	U	18	U
Chloroethane	10	23	UJ	20	UJ	20	UJ	13	UJ	12	U	18	UJ	18	UJ
Methylene Chloride	10	57	UJ	22	UJ	36	UJ	13	UJ	13	U	18	UJ	18	UJ
Acetone	10	23	UJ	20	UJ	20	UJ	13	U	14	UJ	18	U	12	J
Carbon Disulfide	10	23	UJ	20	UJ	20	UJ	13	U	12	U	18	U	18	U
1,1-Dichloroethene	10	23	UJ	20	UJ	20	UJ	13	U	12	U	18	U	18	U
1,1-Dichloroethane	10	23	UJ	20	UJ	20	UJ	13	U	12	U	18	U	18	U
1,2-Dichloroethene (total)	10	23	UJ	20	UJ	20	UJ	13	U	12	U	18	U	18	U
Chloroform	10	23	UJ	20	UJ	20	UJ	13	U	12	U	18	U	18	U
1,2-Dichloroethane	10	23	UJ	20	UJ	20	UJ	13	U	12	U	18	U	18	U
2-Butanone	10	23	UJ	20	UJ	20	UJ	13	U	3	J	18	U	18	U
1,1,1-Trichloroethane	10	23	UJ	20	UJ	20	UJ	13	U	12	U	18	U	18	U
Carbon Tetrachloride	10	23	UJ	20	UJ	20	UJ	13	U	12	U	18	U	18	U
Bromodichloromethane	10	23	UJ	20	UJ	20	UJ	13	U	12	U	18	U	18	U
1,2-Dichloropropane	10	23	UJ	20	UJ	20	UJ	13	U	12	U	18	U	18	U
cis-1,3-Dichloropropene	10	23	UJ	20	UJ	20	UJ	13	U	12	U	18	U	18	U
Trichloroethene	10	23	UJ	20	UJ	20	UJ	13	U	12	U	18	U	18	U
Dibromochloromethane	10	23	UJ	20	UJ	20	UJ	13	U	12	U	18	U	18	U
1,1,2-Trichloroethane	10	23	UJ	20	UJ	20	UJ	13	U	12	U	18	U	18	U
Benzene	10	23	UJ	20	UJ	20	UJ	13	U	12	U	18	U	18	U
trans-1,3-Dichloropropene	10	23	UJ	20	UJ	20	UJ	13	U	12	U	18	U	18	U
Bromoform	10	23	UJ	20	UJ	20	UJ	13	U	12	U	18	U	18	U
4-Methyl-2-Pentanone	10	23	UJ	20	UJ	20	UJ	13	U	12	U	18	U	18	U
2-Hexanone	10	23	UJ	20	UJ	20	UJ	13	U	12	U	18	U	18	U
Tetrachloroethene	10	23	UJ	20	UJ	20	UJ	13	U	12	U	18	U	3	J
1,1,2,2-Tetrachloroethane	10	23	UJ	20	UJ	20	UJ	13	U	12	U	18	U	18	U
Toluene	10	23	UJ	20	UJ	20	UJ	13	U	12	U	18	U	18	U
Chlorobenzene	10	23	UJ	20	UJ	20	UJ	13	U	12	U	18	U	18	U
Ethylbenzene	10	23	UJ	20	UJ	20	UJ	13	U	12	U	18	U	18	U
Styrene	10	23	UJ	20	UJ	20	UJ	13	U	12	U	18	U	18	U
Total Xylenes	10	23	UJ	20	UJ	20	UJ	13	U	12	U	18	U	18	U

Dilution Factor:	1.00	1.00	1.00	1.00	1.00	1.00	1.00
Percent Solids:	44	50	49	78	82	57	55
Sample Volume/Weight (ml/g):	5.00	5.00	5.00	5.00	5.00	5.00	5.00
Associated Method Blank:	P1240.D	P1240.D	P1240.D	P1296.D	P1240.D	P1296.D	P1296.D
Associated Equipment Blank:	HFQsXX3XXX94XX	HFQsXX3XXX94XX	HFQsXX3XXX94XX	HFQsXX3XXX94XX	HFQsXX3XXX94XX	HFQsXX3XXX94XX	HFQsXX3XXX94XX
Associated Field Blank:	-	-	-	-	-	-	-
Associated Trip Blank:	-	-	-	-	-	-	-

Site: SEDIMENTS
U: not detected
J: estimated

Table 1
Laboratory Report of Analysis

LOCATION:	SD-101	SD-102 DUP	SD-102 DUP	SD-102	SD-103	SD-104	SD-104	SD-105
ISIS ID:	HFSD101XXX94XX	HFSD102XXX94XD	HFSD102XXX94XD	HFSD102XXX94XX	HFSD103XXX94XX	HFSD104XXX94XX	HFSD104XXX94XX	HFSD105XXX94XX
LAB NUMBER:	2226507	2226511	2226511 R	2226508	2227908	2226512	2226512 R	2227909
DATE SAMPLED:	10/11/94	10/11/94	10/11/94	10/11/94	10/12/94	10/11/94	10/11/94	10/12/94
DATE EXTRACTED:	10/14/94	10/14/94	10/14/94	10/14/94	10/17/94	10/14/94	10/14/94	10/17/94
DATE ANALYZED:	11/09/94	11/15/94	11/16/94	11/09/94	11/18/94	11/15/94	11/16/94	11/19/94

ANALYTE	SOW-3/90 - II	CRQL								
Phenol	330		3000 U	1300 U	1300 U	2700 U	430 U	810 U	810 U	2900 U
bis(2-Chloroethyl)ether	330		3000 U	1300 U	1300 U	2700 U	430 U	810 U	810 U	2900 U
2-Chlorophenol	330		3000 U	1300 U	1300 U	2700 U	430 U	810 U	810 U	2900 U
1,3-Dichlorobenzene	330		3000 U	1300 U	1300 U	2700 U	430 U	810 U	810 U	2900 U
1,4-Dichlorobenzene	330		3000 U	1300 U	1300 U	2700 U	430 U	810 U	810 U	2900 U
1,2-Dichlorobenzene	330		3000 U	1300 U	1300 U	2700 U	430 U	810 U	810 U	2900 U
2-Methylphenol	330		3000 U	1300 U	1300 U	2700 U	430 U	810 U	810 U	2900 U
2,2'-oxybis(1-Chloropropane)	330		3000 U	1300 U	1300 U	2700 U	430 U	810 U	810 U	2900 U
4-Methylphenol	330		3000 U	1300 U	1300 U	2700 U	430 U	810 U	810 U	2900 U
N-Nitroso-di-n-propylamine	330		3000 U	1300 U	1300 U	2700 U	430 U	810 U	810 U	2900 U
Hexachloroethane	330		3000 U	1300 U	1300 U	2700 U	430 U	810 U	810 U	2900 U
Nitrobenzene	330		3000 U	1300 U	1300 U	2700 U	430 U	810 U	810 U	2900 U
Isophorone	330		3000 U	1300 U	1300 U	2700 U	430 U	810 U	810 U	2900 U
2-Nitrophenol	330		3000 U	1300 U	1300 U	2700 U	430 U	810 U	810 U	2900 U
2,4-Dimethylphenol	330		3000 U	1300 U	1300 U	2700 U	430 U	810 U	810 U	2900 U
bis(2-Chloroethoxy)methane	330		3000 U	1300 U	1300 U	2700 U	430 U	810 U	810 U	2900 U
2,4-Dichlorophenol	330		3000 U	1300 U	1300 U	2700 U	430 U	810 U	810 U	2900 U
1,2,4-Trichlorobenzene	330		3000 U	1300 U	1300 U	2700 U	430 U	810 U	810 U	2900 U
Naphthalene	330		880 J	220 J	210 J	570 J	89 JB	810 U	810 U	560 JB
4-Chloroaniline	330		3000 U	1300 U	1300 U	2700 U	430 U	810 U	810 U	2900 U
Hexachlorobutadiene	330		3000 U	1300 U	1300 U	2700 U	430 U	810 U	810 U	2900 U
4-Chloro-3-Methylphenol	330		3000 U	1300 U	1300 U	2700 U	430 U	810 U	810 U	2900 U
2-Methylnaphthalene	330		430 J	1300 U	1300 U	360 J	430 U	82 J	86 J	2900 U
Hexachlorocyclopentadiene	330		3000 U	1300 U	1300 U	2700 U	430 U	810 U	810 U	2900 U
2,4,6-Trichlorophenol	330		3000 U	1300 U	1300 U	2700 U	430 U	810 U	810 U	2900 U
2,4,5-Trichlorophenol	800		7300 U	3200 U	3200 U	6500 U	1000 U	2000 U	2000 U	7000 U
2-Chloronaphthalene	330		3000 U	1300 U	1300 U	2700 U	430 U	810 U	810 U	2900 U
2-Nitroaniline	800		7300 U	3200 U	3200 U	6500 U	1000 U	2000 U	2000 U	7000 U
Dimethylphthalate	330		3000 U	1300 U	1300 U	2700 U	430 U	810 U	810 U	2900 U
Acenaphthylene	330		3000 U	1300 U	1300 U	2700 U	430 U	810 U	810 U	410 J
2,6-Dinitrotoluene	330		3000 U	1300 U	1300 U	2700 U	430 U	810 U	810 U	2900 U

Site: SEDIMENTS

U: not detected

B: blank contamination

J: estimated

Table 1
Laboratory Report of Analysis

LOCATION:	SD-101	SD-102 DUP	SD-102 DUP	SD-102	SD-103	SD-104	SD-104	SD-105
ISIS ID:	HFSD101XXX94XX	HFSD102XXX94XD	HFSD102XXX94XD	HFSD102XXX94XX	HFSD103XXX94XX	HFSD104XXX94XX	HFSD104XXX94XX	HFSD105XXX94XX
LAB NUMBER:	2226507	2226511	2226511 R	2226508	2227908	2226512	2226512 R	2227909
DATE SAMPLED:	10/11/94	10/11/94	10/11/94	10/11/94	10/12/94	10/11/94	10/11/94	10/12/94
DATE EXTRACTED:	10/14/94	10/14/94	10/14/94	10/14/94	10/17/94	10/14/94	10/14/94	10/17/94
DATE ANALYZED:	11/09/94	11/15/94	11/16/94	11/09/94	11/18/94	11/15/94	11/16/94	11/19/94

ANALYTE	SOW-3/90 - II	CRQL								
Phenol	330		3000 U	1300 U	1300 U	2700 U	430 U	810 U	810 U	2900 U
bis(2-Chloroethyl)ether	330		3000 U	1300 U	1300 U	2700 U	430 U	810 U	810 U	2900 U
2-Chlorophenol	330		3000 U	1300 U	1300 U	2700 U	430 U	810 U	810 U	2900 U
1,3-Dichlorobenzene	330		3000 U	1300 U	1300 U	2700 U	430 U	810 U	810 U	2900 U
1,4-Dichlorobenzene	330		3000 U	1300 U	1300 U	2700 U	430 U	810 U	810 U	2900 U
1,2-Dichlorobenzene	330		3000 U	1300 U	1300 U	2700 U	430 U	810 U	810 U	2900 U
2-Methylphenol	330		3000 U	1300 U	1300 U	2700 U	430 U	810 U	810 U	2900 U
2,2'-oxybis(1-Chloropropane)	330		3000 U	1300 U	1300 U	2700 U	430 U	810 U	810 U	2900 U
4-Methylphenol	330		3000 U	1300 U	1300 U	2700 U	430 U	810 U	810 U	2900 U
N-Nitroso-di-n-propylamine	330		3000 U	1300 U	1300 U	2700 U	430 U	810 U	810 U	2900 U
Hexachloroethane	330		3000 U	1300 U	1300 U	2700 U	430 U	810 U	810 U	2900 U
Nitrobenzene	330		3000 U	1300 U	1300 U	2700 U	430 U	810 U	810 U	2900 U
Isophorone	330		3000 U	1300 U	1300 U	2700 U	430 U	810 U	810 U	2900 U
2-Nitrophenol	330		3000 U	1300 U	1300 U	2700 U	430 U	810 U	810 U	2900 U
2,4-Dimethylphenol	330		3000 U	1300 U	1300 U	2700 U	430 U	810 U	810 U	2900 U
bis(2-Chloroethoxy)methane	330		3000 U	1300 U	1300 U	2700 U	430 U	810 U	810 U	2900 U
2,4-Dichlorophenol	330		3000 U	1300 U	1300 U	2700 U	430 U	810 U	810 U	2900 U
1,2,4-Trichlorobenzene	330		3000 U	1300 U	1300 U	2700 U	430 U	810 U	810 U	2900 U
Naphthalene	330		880 J	220 J	210 J	570 J	89 JB	810 U	810 U	560 JB
4-Chloroaniline	330		3000 U	1300 U	1300 U	2700 U	430 U	810 U	810 U	2900 U
Hexachlorobutadiene	330		3000 U	1300 U	1300 U	2700 U	430 U	810 U	810 U	2900 U
4-Chloro-3-Methylphenol	330		3000 U	1300 U	1300 U	2700 U	430 U	810 U	810 U	2900 U
2-Methylnaphthalene	330		430 J	1300 U	1300 U	360 J	430 U	82 J	86 J	2900 U
Hexachlorocyclopentadiene	330		3000 U	1300 U	1300 U	2700 U	430 U	810 U	810 U	2900 U
2,4,6-Trichlorophenol	330		3000 U	1300 U	1300 U	2700 U	430 U	810 U	810 U	2900 U
2,4,5-Trichlorophenol	800		7300 U	3200 U	3200 U	6500 U	1000 U	2000 U	2000 U	7000 U
2-Chloronaphthalene	330		3000 U	1300 U	1300 U	2700 U	430 U	810 U	810 U	2900 U
2-Nitroaniline	800		7300 U	3200 U	3200 U	6500 U	1000 U	2000 U	2000 U	7000 U
Dimethylphthalate	330		3000 U	1300 U	1300 U	2700 U	430 U	810 U	810 U	2900 U
Acenaphthylene	330		3000 U	1300 U	1300 U	2700 U	430 U	810 U	810 U	410 J
2,6-Dinitrotoluene	330		3000 U	1300 U	1300 U	2700 U	430 U	810 U	810 U	2900 U

Site: SEDIMENTS

U: not detected

B: blank contamination

J: estimated

Table 1
Laboratory Report of Analysis

LOCATION:	SD-101	SD-102 DUP	SD-102 DUP	SD-102	SD-103	SD-104	SD-104	SD-105
ISIS ID:	HFSD101XXX94XX	HFSD102XXX94XD	HFSD102XXX94XD	HFSD102XXX94XX	HFSD103XXX94XX	HFSD104XXX94XX	HFSD104XXX94XX	HFSD105XXX94XX
LAB NUMBER:	2226507	2226511	2226511 R	2226508	2227908	2226512	2226512 R	2227909
DATE SAMPLED:	10/11/94	10/11/94	10/11/94	10/11/94	10/12/94	10/11/94	10/11/94	10/12/94
DATE EXTRACTED:	10/14/94	10/14/94	10/14/94	10/14/94	10/17/94	10/14/94	10/14/94	10/17/94
DATE ANALYZED:	11/09/94 *	11/15/94	11/16/94	11/09/94	11/18/94	11/15/94	11/16/94	11/19/94

ANALYTE	SOW-3/90 - II	CRQL								
3-Nitroaniline	800	7300 U	3200 U	3200 U	6500 U	1000 U	2000 U	2000 U	7000 U	U
Acenaphthene	330	3000 U	140 J	1300 U	370 J	430 U	810 U	810 U	2900 U	U
2,4-Dinitrophenol	800	7300 U	3200 U	3200 U	6500 U	1000 U	2000 U	2000 U	7000 U	U
4-Nitrophenol	800	7300 U	3200 U	3200 U	6500 U	1000 U	2000 U	2000 U	7000 U	U
Dibenzofuran	330	3000 U	1300 U	1300 U	2700 U	430 U	810 U	810 U	2900 U	U
2,4-Dinitrotoluene	330	3000 U	1300 U	1300 U	2700 U	430 U	810 U	810 U	2900 U	U
Diethylphthalate	330	3000 U	1300 U	1300 U	2700 U	430 U	810 U	810 U	2900 U	U
4-Chlorophenyl-phenylether	330	3000 U	1300 U	1300 U	2700 U	430 U	810 U	810 U	2900 U	U
Fluorene	330	3000 U	1300 U	1300 U	340 J	430 U	810 U	810 U	2900 U	U
4-Nitroaniline	800	7300 U	3200 U	3200 U	6500 U	1000 U	2000 U	2000 U	7000 U	U
4,6-Dinitro-2-methylphenol	800	7300 U	3200 U	3200 U	6500 U	1000 U	2000 U	2000 U	7000 U	U
N-Nitrosodiphenylamine	330	3000 U	1300 U	1300 U	2700 U	430 U	810 U	810 U	2900 U	U
4-Bromophenyl-phenylether	330	3000 U	1300 U	1300 U	2700 U	430 U	810 U	810 U	2900 U	U
Hexachlorobenzene	330	3000 U	1300 U	1300 U	2700 U	430 U	810 U	810 U	2900 U	U
Pentachlorophenol	800	7300 U	3200 U	3200 U	6500 U	1000 U	2000 U	2000 U	7000 U	U
Phenanthrene	330	910 J	530 J	500 J	1400 J	160 J	250 J	240 J	440 J	J
Anthracene	330	3000 U	1300 U	1300 U	310 J	430 U	810 U	810 U	330 J	J
Carbazole	330	3000 U	1300 U	1300 U	2700 U	430 U	810 U	810 U	2900 U	U
Di-n-butylphthalate	330	3000 U	1300 U	1300 U	2700 U	430 U	810 U	810 U	2900 U	U
Fluoranthene	330	1200 J	670 J	780 J	2100 J	280 J	500 J	590 J	1800 J	J
Pyrene	330	1400 J	1200 J	920 J	2600 J	290 J	910 J	710 J	4800 J	J
Butylbenzylphthalate	330	3000 U	1300 U	1300 U	2700 U	430 U	810 U	810 U	2900 U	U
3,3'-Dichlorobenzidine	330	3000 U	1300 U	1300 U	2700 U	430 U	810 U	810 U	2900 U	U
Benzo(a)Anthracene	330	810 J	500 J	440 J	1500 J	120 J	470 J	430 J	2000 J	J
Chrysene	330	1100 J	720 J	680 J	1900 J	220 J	760 J	700 J	3100 J	J
bis(2-Ethylhexyl)phthalate	330	330 JB	140 JB	1300 U	290 JB	87 J	94 JB	810 U	720 J	J
Di-n-octylphthalate	330	3000 U	1300 U	1300 U	2700 U	430 U	810 U	810 U	2900 U	U
Benzo(b)Fluoranthene	330	1300 J	610 J	600 J	2000 J	100 J	830 J	790 J	2300 J	J
Benzo(k)Fluoranthene	330	690 J	660 J	590 J	1800 J	75 J	880 J	770 J	2200 J	J
Benzo(a)Pyrene	330	1000 J	550 J	590 J	2000 J	46 J	680 J	690 J	2400 J	J
Indeno(1,2,3-c,d)Pyrene	330	660 J	320 J	310 J	1100 J	430 U	350 J	290 J	2900 U	U
Dibenz(a,h)Anthracene	330	3000 U	1300 U	1300 U	2700 U	430 U	810 U	810 U	2900 U	U
Benzo(g,h,i)perylene	330	480 J	200 J	180 J	800 J	430 U	180 J	130 J	940 J	J

Dilution Factor:	4.00	2.00	2.00	4.00	1.00	2.00	2.00	5.00
Percent Solids:	44	50	50	49	78	82	82	57
Sample Volume/Weight (ml/g):	30.0	30.0	30.0	30.0	30.0	30.0	30.0	30.0

Associated Method Blank:	S1316.D	S1316.D	S1316.D	S1316.D	R1342.D	S1316.D	S1316.D	R1342.D
Associated Equipment Blank:	HFQSD101XXX94XX	HFQSD102XXX94XX	HFQSD102XXX94XX	HFQSD102XXX94XX	HFQSD103XXX94XX	HFQSD104XXX94XX	HFQSD104XXX94XX	HFQSD105XXX94XX
Associated Field Blank:	-	-	-	-	-	-	-	-

Site: SEDIMENTS

U: not detected

B: blank contamination

J: estimated

Table 1
Laboratory Report of Analysis

LOCATION: SD-107
 ISIS ID: HFSD107XXX94XX
 LAB NUMBER: 2227910
 DATE SAMPLED: 10/12/94
 DATE EXTRACTED: 10/17/94
 DATE ANALYZED: 11/19/94

ANALYTE	SOW-3/90 - II	CRQL	
Phenol	330	610	U
bis(2-Chloroethyl)ether	330	610	U
2-Chlorophenol	330	610	U
1,3-Dichlorobenzene	330	610	U
1,4-Dichlorobenzene	330	610	U
1,2-Dichlorobenzene	330	610	U
2-Methylphenol	330	610	U
2,2'-oxybis(1-Chloropropane)	330	610	U
4-Methylphenol	330	80	J
N-Nitroso-di-n-propylamine	330	610	U
Hexachloroethane	330	610	U
Nitrobenzene	330	610	U
Isophorone	330	610	U
2-Nitrophenol	330	610	U
2,4-Dimethylphenol	330	610	U
bis(2-Chloroethoxy)methane	330	610	U
2,4-Dichlorophenol	330	610	U
1,2,4-Trichlorobenzene	330	760	
Naphthalene	330	340	JB
4-Chloroaniline	330	610	U
Hexachlorobutadiene	330	610	U
4-Chloro-3-Methylphenol	330	610	U
2-Methylnaphthalene	330	610	U
Hexachlorocyclopentadiene	330	610	U
2,4,6-Trichlorophenol	330	610	U
2,4,5-Trichlorophenol	800	1400	U
2-Chloronaphthalene	330	610	U
2-Nitroaniline	800	1400	U
Dimethylphthalate	330	610	U
Acenaphthylene	330	630	
2,6-Dinitrotoluene	330	610	U

Site: SEDIMENTS
 U: not detected
 J: estimated

B: blank contamination

Table 1
Laboratory Report of Analysis

LOCATION: SD-107
 ISIS ID: HFSD107XXX94XX
 LAB NUMBER: 2227910
 DATE SAMPLED: 10/12/94
 DATE EXTRACTED: 10/17/94
 DATE ANALYZED: 11/19/94

ANALYTE	SOW-3/90 - II	CRQL	
3-Nitroaniline	800	1400	U
Acenaphthene	330	85	J
2,4-Dinitrophenol	800	1400	U
4-Nitrophenol	800	1400	U
Dibenzofuran	330	330	J
2,4-Dinitrotoluene	330	610	U
Diethylphthalate	330	610	U
4-Chlorophenyl-phenylether	330	610	U
Fluorene	330	680	
4-Nitroaniline	800	1400	U
4,6-Dinitro-2-methylphenol	800	1400	U
N-Nitrosodiphenylamine	330	610	U
4-Bromophenyl-phenylether	330	610	U
Hexachlorobenzene	330	610	U
Pentachlorophenol	800	1400	U
Phenanthrene	330	3600	
Anthracene	330	1800	
Carbazole	330	96	J
Di-n-butylphthalate	330	610	U
Fluoranthene	330	4000	
Pyrene	330	4800	
Butylbenzylphthalate	330	610	U
3,3'-Dichlorobenzidine	330	610	U
Benzo(a)Anthracene	330	2700	
Chrysene	330	2800	
bis(2-Ethylhexyl)phthalate	330	220	J
Di-n-octylphthalate	330	610	U
Benzo(b)Fluoranthene	330	1600	
Benzo(k)Fluoranthene	330	1100	
Benzo(a)Pyrene	330	1600	
Indeno(1,2,3-c,d)Pyrene	330	440	J
Dibenz(a,h)Anthracene	330	610	U
Benzo(g,h,i)perylene	330	340	J

=====
 Dilution Factor: 1.00
 Percent Solids: 55
 Sample Volume/Weight (ml/g): 30.0

Associated Method Blank: R1342.D
 Associated Equipment Blank: HFQSXX3XXX94XX
 Associated Field Blank: -

Site: SEDIMENTS

U: not detected B: blank contamination
 J: estimated

Table 2
Validation / Summary Table

LOCATION:	SD-101	SD-102 DUP	SD-102	SD-103	SD-104	SD-105	SD-107
ISIS ID:	HFS101XXX94XX	HFS102XXX94XD	HFS102XXX94XX	HFS103XXX94XX	HFS104XXX94XX	HFS105XXX94XX	HFS107XXX94XX
LAB NUMBER:	2226507	2226511 R	2226508	2227908	2226512 R	2227909	2227910
DATE SAMPLED:	10/11/94	10/11/94	10/11/94	10/12/94	10/11/94	10/12/94	10/12/94
DATE EXTRACTED:	10/14/94	10/14/94	10/14/94	10/17/94	10/14/94	10/17/94	10/17/94
DATE ANALYZED:	11/09/94	11/16/94	11/09/94	11/18/94	11/16/94	11/19/94	11/19/94

ANALYTE	SOW-3/90 - II	CRQL													
Phenol	330	3000	UJ	1300	UJ	2700	UJ	430	U	810	U	2900	U	610	U
bis(2-Chloroethyl)ether	330	3000	UJ	1300	UJ	2700	UJ	430	U	810	U	2900	U	610	U
2-Chlorophenol	330	3000	UJ	1300	UJ	2700	UJ	430	U	810	U	2900	U	610	U
1,3-Dichlorobenzene	330	3000	UJ	1300	UJ	2700	UJ	430	U	810	U	2900	U	610	U
1,4-Dichlorobenzene	330	3000	UJ	1300	UJ	2700	UJ	430	U	810	U	2900	U	610	U
1,2-Dichlorobenzene	330	3000	UJ	1300	UJ	2700	UJ	430	U	810	U	2900	U	610	U
2-Methylphenol	330	3000	UJ	1300	UJ	2700	UJ	430	U	810	U	2900	U	610	U
2,2'-oxybis(1-Chloropropane)	330	3000	UJ	1300	UJ	2700	UJ	430	U	810	U	2900	U	610	U
4-Methylphenol	330	3000	UJ	1300	UJ	2700	UJ	430	U	810	U	2900	U	80	J
N-Nitroso-di-n-propylamine	330	3000	UJ	1300	UJ	2700	UJ	430	U	810	U	2900	U	610	U
Hexachloroethane	330	3000	UJ	1300	UJ	2700	UJ	430	U	810	U	2900	U	610	U
Nitrobenzene	330	3000	UJ	1300	UJ	2700	UJ	430	U	810	U	2900	U	610	U
Isophorone	330	3000	UJ	1300	UJ	2700	UJ	430	U	810	U	2900	U	610	U
2-Nitrophenol	330	3000	UJ	1300	UJ	2700	UJ	430	U	810	U	2900	U	610	U
2,4-Dimethylphenol	330	3000	UJ	1300	UJ	2700	UJ	430	U	810	U	2900	U	610	U
bis(2-Chloroethoxy)methane	330	3000	UJ	1300	UJ	2700	UJ	430	U	810	U	2900	U	610	U
2,4-Dichlorophenol	330	3000	UJ	1300	UJ	2700	UJ	430	U	810	U	2900	U	610	U
1,2,4-Trichlorobenzene	330	3000	UJ	1300	UJ	2700	UJ	430	U	810	U	2900	U	760	U
Naphthalene	330	880	J	210	J	570	J	430	U	810	U	2900	U	610	U
4-Chloroaniline	330	3000	UJ	1300	UJ	2700	UJ	430	U	810	U	2900	U	610	U
Hexachlorobutadiene	330	3000	UJ	1300	UJ	2700	UJ	430	U	810	U	2900	U	610	U
4-Chloro-3-Methylphenol	330	3000	UJ	1300	UJ	2700	UJ	430	U	810	U	2900	U	610	U
2-Methylnaphthalene	330	430	J	1300	UJ	360	J	430	U	86	J	2900	U	610	U
Hexachlorocyclopentadiene	330		R	1300	UJ		R		R	810	U		R		R
2,4,6-Trichlorophenol	330	3000	UJ	1300	UJ	2700	UJ	430	U	810	U	2900	U	610	U
2,4,5-Trichlorophenol	800	7300	UJ	3200	UJ	6500	UJ	1000	U	2000	U	7000	U	1400	U
2-Chloronaphthalene	330	3000	UJ	1300	UJ	2700	UJ	430	U	810	U	2900	U	610	U
2-Nitroaniline	800	7300	UJ	3200	UJ	6500	UJ	1000	U	2000	U	7000	U	1400	U
Dimethylphthalate	330	3000	UJ	1300	UJ	2700	UJ	430	U	810	U	2900	U	610	U
Acenaphthylene	330	3000	UJ	1300	UJ	2700	UJ	430	U	810	U	410	J	630	U
2,6-Dinitrotoluene	330	3000	UJ	1300	UJ	2700	UJ	430	U	810	U	2900	U	610	U

Site: SEDIMENTS
 U: not detected
 J: estimated

R: unusable

Table 2
Validation / Summary Table

LOCATION:	SD-101	SD-102 DUP	SD-102	SD-103	SD-104	SD-105	SD-107
ISIS ID:	HFSD101XXX94XX	HFSD102XXX94XD	HFSD102XXX94XX	HFSD103XXX94XX	HFSD104XXX94XX	HFSD105XXX94XX	HFSD107XXX94XX
LAB NUMBER:	2226507	2226511 R	2226508	2227908	2226512 R	2227909	2227910
DATE SAMPLED:	10/11/94	10/11/94	10/11/94	10/12/94	10/11/94	10/12/94	10/12/94
DATE EXTRACTED:	10/14/94	10/14/94	10/14/94	10/17/94	10/14/94	10/17/94	10/17/94
DATE ANALYZED:	11/09/94	11/16/94	11/09/94	11/18/94	11/16/94	11/19/94	11/19/94

ANALYTE	SOW-3/90 - II	CRQL							
3-Nitroaniline	800	7300 UJ	3200 UJ	6500 UJ	1000 U	2000 U	7000 U	1400 U	
Acenaphthene	330	3000 UJ	1300 UJ	370 J	430 U	810 U	2900 U	85 J	
2,4-Dinitrophenol	800	7300 UJ	3200 UJ	6500 UJ	1000 U	2000 U	7000 U	1400 U	
4-Nitrophenol	800	7300 UJ	3200 UJ	6500 UJ	1000 U	2000 U	7000 U	1400 U	
Dibenzofuran	330	3000 UJ	1300 UJ	2700 UJ	430 U	810 U	2900 U	330 J	
2,4-Dinitrotoluene	330	3000 UJ	1300 UJ	2700 UJ	430 U	810 U	2900 U	610 U	
Diethylphthalate	330	3000 UJ	1300 UJ	2700 UJ	430 U	810 U	2900 U	610 U	
4-Chlorophenyl-phenylether	330	3000 UJ	1300 UJ	2700 UJ	430 U	810 U	2900 U	610 U	
Fluorene	330	3000 UJ	1300 UJ	340 J	430 U	810 U	2900 U	680	
4-Nitroaniline	800	7300 UJ	3200 UJ	6500 UJ	1000 U	2000 U	7000 U	1400 U	
4,6-Dinitro-2-methylphenol	800	7300 UJ	3200 UJ	6500 UJ	1000 U	2000 U	7000 U	1400 U	
N-Nitrosodiphenylamine	330	3000 UJ	1300 UJ	2700 UJ	430 U	810 U	2900 U	610 U	
4-Bromophenyl-phenylether	330	3000 UJ	1300 UJ	2700 UJ	430 U	810 U	2900 U	610 U	
Hexachlorobenzene	330	3000 UJ	1300 UJ	2700 UJ	430 U	810 U	2900 U	610 U	
Pentachlorophenol	800	7300 UJ	3200 UJ	6500 UJ	1000 U	2000 U	7000 U	1400 U	
Phenanthrene	330	910 J	500 J	1400 J	160 J	240 J	440 J	3600	
Anthracene	330	3000 UJ	1300 UJ	310 J	430 U	810 U	330 J	1800	
Carbazole	330	3000 U	1300 UJ	2700 U	430 U	810 U	2900 U	96 J	
Di-n-butylphthalate	330	3000 UJ	1300 UJ	2700 UJ	430 U	810 U	2900 U	610 U	
Fluoranthene	330	1200 J	780 J	2100 J	280 J	590 J	1800 J	4000	
Pyrene	330	1400 J	920 J	2600 J	290 J	710 J	4800	4800	
Butylbenzylphthalate	330	3000 UJ	1300 UJ	2700 UJ	430 U	810 U	2900 U	610 U	
3,3'-Dichlorobenzidine	330	3000 UJ	1300 UJ	2700 UJ	430 U	810 U	2900 U	610 U	
Benzo(a)Anthracene	330	810 J	440 J	1500 J	120 J	430 J	2000 J	2700	
Chrysene	330	1100 J	680 J	1900 J	220 J	700 J	3100	2800	
bis(2-Ethylhexyl)phthalate	330	3000 UJ	1300 UJ	2700 UJ	87 J	810 U	720 J	220 J	
Di-n-octylphthalate	330	3000 UJ	1300 UJ	2700 UJ	430 U	810 U	2900 U	610 U	
Benzo(b)Fluoranthene	330	1300 J	600 J	2000 J	100 J	790 J	2300 J	1600	
Benzo(k)Fluoranthene	330	690 J	590 J	1800 J	75 J	770 J	2200 J	1100	
Benzo(a)Pyrene	330	1000 J	590 J	2000 J	46 J	690 J	2400 J	1600	
Indeno(1,2,3-c,d)Pyrene	330	660 J	310 J	1100 J	430 U	290 J	2900 U	440 J	
Dibenz(a,h)Anthracene	330	3000 UJ	1300 UJ	2700 UJ	430 U	810 U	2900 U	610 U	
Benzo(g,h,i)perylene	330	480 J	180 J	800 J	430 U	130 J	940 J	340 J	
Dilution Factor:	4.00	2.00	4.00	1.00	2.00	5.00	1.00		
Percent Solids:	44	50	49	78	82	57	55		
Sample Volume/Weight (ml/g):	30.0	30.0	30.0	30.0	30.0	30.0	30.0		
Associated Method Blank:	S1316.D	S1316.D	S1316.D	R1342.D	S1316.D	R1342.D	R1342.D		
Associated Equipment Blank:	HFQ5XX3XXX94XX	HFQ5XX3XXX94XX	HFQ5XX3XXX94XX	HFQ5XX3XXX94XX	HFQ5XX3XXX94XX	HFQ5XX3XXX94XX	HFQ5XX3XXX94XX		
Associated Field Blank:	-	-	-	-	-	-	-		

Site: SEDIMENTS

U: not detected R: unusable

J: estimated

Table 1
Laboratory Report of Analysis

	SD-101	SD-102 DUP	SD-102	SD-103	SD-104	SD-105	SD-107
LOCATION:	SD-101	SD-102 DUP	SD-102	SD-103	SD-104	SD-105	SD-107
ISIS ID:	HFSD101XXX94XX	HFSD102XXX94XD	HFSD102XXX94XX	HFSD103XXX94XX	HFSD104XXX94XX	HFSD105XXX94XX	HFSD107XXX94XX
LAB NUMBER:	2226507	2226511	2226508	2227908	2226512	2227909	2227910
DATE SAMPLED:	10/11/94	10/11/94	10/11/94	10/12/94	10/11/94	10/12/94	10/12/94
DATE EXTRACTED:	10/15/94	10/15/94	10/15/94	10/18/94	10/15/94	10/18/94	10/18/94
DATE ANALYZED:	11/22/94	11/23/94	11/18/94	11/26/94	11/18/94	11/26/94	11/26/94

ANALYTE	SOW-3/90 - II	CRQL	SD-101	SD-102 DUP	SD-102	SD-103	SD-104	SD-105	SD-107
alpha-BHC	1.7		3.9 U	3.4 U	3.5 U	2.2 U	2.1 U	3.0 U	3.1 U
beta-BHC	1.7		3.9 U	3.4 U	3.5 U	2.2 U	2.1 U	3.0 U	3.1 U
delta-BHC	1.7		3.9 U	3.4 U	3.5 U	2.2 U	2.1 U	3.0 U	3.1 U
gamma-BHC (Lindane)	1.7		3.9 U	3.4 U	3.5 U	2.2 U	2.1 U	3.0 U	3.1 U
Heptachlor	1.7		3.9 U	3.4 U	3.5 U	2.2 U	2.1 U	3.0 U	3.1 U
Aldrin	1.7		3.9 U	3.4 U	3.5 U	2.2 U	2.1 U	3.0 U	3.1 U
Heptachlor Epoxide	1.7		3.9 U	3.4 U	3.5 U	2.2 U	2.1 U	3.0 U	3.0 JP
Endosulfan I	1.7		3.9 U	3.4 U	3.5 U	2.2 U	2.1 U	3.0 U	3.1 U
Dieldrin	3.3		7.5 U	6.6 U	6.7 U	4.2 U	4.0 U	5.8 U	6.0 U
4,4'-DDE	3.3		7.5 U	6.6 U	6.7 U	4.2 U	4.0 U	5.8 U	6.0 U
Endrin	3.3		7.5 U	6.6 U	6.7 U	4.2 U	4.0 U	5.8 U	6.0 U
Endosulfan II	3.3		7.5 U	6.6 U	6.7 U	4.2 U	4.0 U	5.8 U	6.0 U
4,4'-DDD	3.3		7.5 U	6.6 U	6.7 U	2.7 JP	4.0 U	5.8 U	6.0 U
Endrin Aldehyde	3.3		7.5 U	6.6 U	6.7 U	4.2 U	4.0 U	5.8 U	6.0 U
Endosulfan Sulfate	3.3		7.5 U	6.6 U	6.7 U	4.2 U	4.0 U	5.8 U	6.0 U
4,4'-DDT	3.3		7.5 U	6.6 U	6.7 U	4.2 U	4.0 U	5.8 U	6.0 U
Methoxychlor	17		39 U	34 U	35 U	22 U	21 U	30 U	31 U
Endrin Ketone	3.3		7.5 U	6.6 U	6.7 U	4.2 U	4.0 U	5.8 U	6.0 U
alpha-Chlordane	1.7		3.9 U	3.4 U	3.5 U	2.2 U	2.1 U	3.0 U	3.1 U
gamma-Chlordane	1.7		3.9 U	3.4 U	3.5 U	2.2 U	2.1 U	3.0 U	3.1 U
Toxaphene	170		390 U	340 U	350 U	220 U	210 U	300 U	310 U
Aroclor-1016	33		75 U	66 U	67 U	42 U	40 U	58 U	60 U
Aroclor-1221	67		150 U	130 U	140 U	86 U	82 U	120 U	120 U
Aroclor-1232	33		75 U	66 U	67 U	42 U	40 U	58 U	60 U
Aroclor-1242	33		75 U	66 U	67 U	42 U	40 U	58 U	60 U
Aroclor-1248	33		75 U	66 U	67 U	42 U	40 U	58 U	60 U
Aroclor-1254	33		75 U	66 U	67 U	42 U	40 U	58 U	60 U
Aroclor-1260	33		44 JP	30 JP	48 J	42 U	26 JP	58 U	60 U

Dilution Factor:	1.00	1.00	1.00	1.00	1.00	1.00	1.00
Percent Solids:	44	50	49	78	82	57	55
Sample Volume/Weight (ml/g):	30.0	30.0	30.0	30.0	30.0	30.0	30.0
Associated Method Blank:	PSB1015A	PSB1015B	PSB1015B	PSB1018B	PSB1015B	PSB1018B	PSB1018B
Associated Equipment Blank:	HFQSXX3XXX94XX	HFQSXX3XXX94XX	HFQSXX3XXX94XX	HFQSXX3XXX94XX	HFQSXX3XXX94XX	HFQSXX3XXX94XX	HFQSXX3XXX94XX
Associated Field Blank:	-	-	-	-	-	-	-

Site: SEDIMENTS

U: not detected

J: estimated

P: > 25% difference between columns

Table 2
Validation / Summary Table

LOCATION:	SD-101	SD-102 DUP	SD-102	SD-103	SD-104	SD-105	SD-107
ISIS ID:	HFSD101XXX94XX	HFSD102XXX94XD	HFSD102XXX94XX	HFSD103XXX94XX	HFSD104XXX94XX	HFSD105XXX94XX	HFSD107XXX94XX
LAB NUMBER:	2226507	2226511	2226508	2227908	2226512	2227909	2227910
DATE SAMPLED:	10/11/94	10/11/94	10/11/94	10/12/94	10/11/94	10/12/94	10/12/94
DATE EXTRACTED:	10/15/94	10/15/94	10/15/94	10/18/94	10/15/94	10/18/94	10/18/94
DATE ANALYZED:	11/22/94	11/23/94	11/18/94	11/26/94	11/18/94	11/26/94	11/26/94

ANALYTE	SOW-3/90 - II	CRQL							
alpha-BHC	1.7	3.9 UJ	3.4 UJ	3.5 UJ	R	2.1 UJ	R	R	R
beta-BHC	1.7	3.9 UJ	3.4 UJ	3.5 UJ	R	2.1 UJ	R	R	R
delta-BHC	1.7	3.9 UJ	3.4 UJ	3.5 UJ	R	2.1 UJ	R	R	R
gamma-BHC (Lindane)	1.7	3.9 UJ	R	R	R	2.1 UJ	R	R	R
Heptachlor	1.7	3.9 UJ	3.4 UJ	3.5 UJ	R	2.1 UJ	R	R	R
Aldrin	1.7	3.9 UJ	R	R	R	2.1 UJ	R	R	R
Heptachlor Epoxide	1.7	3.9 UJ	3.4 UJ	3.5 UJ	R	2.1 UJ	R	R	R
Endosulfan I	1.7	3.9 UJ	3.4 UJ	3.5 UJ	R	2.1 UJ	R	R	R
Dieldrin	3.3	7.5 UJ	R	R	R	4.0 UJ	R	R	R
4,4'-DDE	3.3	7.5 UJ	6.6 UJ	6.7 UJ	R	4.0 UJ	R	R	R
Endrin	3.3	7.5 UJ	R	R	R	4.0 UJ	R	R	R
Endosulfan II	3.3	7.5 UJ	6.6 UJ	6.7 UJ	R	4.0 UJ	R	R	R
4,4'-DDD	3.3	7.5 UJ	6.6 UJ	6.7 UJ	2.7 JN	4.0 UJ	R	R	R
Endrin Aldehyde	3.3	7.5 UJ	6.6 UJ	6.7 UJ	R	4.0 UJ	R	R	R
Endosulfan Sulfate	3.3	7.5 UJ	6.6 UJ	6.7 UJ	R	4.0 UJ	R	R	R
4,4'-DDT	3.3	7.5 UJ	6.6 UJ	6.7 UJ	R	4.0 UJ	R	R	R
Methoxychlor	17	39 UJ	34 UJ	35 UJ	R	21 UJ	R	R	R
Endrin Ketone	3.3	7.5 UJ	6.6 UJ	6.7 UJ	R	4.0 UJ	R	R	R
alpha-Chlordane	1.7	3.9 UJ	3.4 UJ	3.5 UJ	R	2.1 UJ	R	R	R
gamma-Chlordane	1.7	3.9 UJ	3.4 UJ	3.5 UJ	R	2.1 UJ	R	R	R
Toxaphene	170	390 UJ	340 UJ	350 UJ	R	210 UJ	R	R	R
Aroclor-1016	33	75 UJ	66 UJ	67 UJ	R	40 UJ	R	R	R
Aroclor-1221	67	150 UJ	130 UJ	140 UJ	R	82 UJ	R	R	R
Aroclor-1232	33	75 UJ	66 UJ	67 UJ	R	40 UJ	R	R	R
Aroclor-1242	33	75 UJ	66 UJ	67 UJ	R	40 UJ	R	R	R
Aroclor-1248	33	75 UJ	66 UJ	67 UJ	R	40 UJ	R	R	R
Aroclor-1254	33	75 UJ	66 UJ	67 UJ	R	40 UJ	R	R	R
Aroclor-1260	33	75 UJ	66 UJ	67 UJ	R	40 UJ	R	R	R

Dilution Factor:	1.00	1.00	1.00	1.00	1.00	1.00	1.00
Percent Solids:	44	50	49	78	82	57	55
Sample Volume\Weight (ml\g):	30.0	30.0	30.0	30.0	30.0	30.0	30.0

Associated Method Blank:	PSB1015A	PSB1015B	PSB1015B	PSB1018B	PSB1015B	PSB1018B	PSB1018B
Associated Equipment Blank:	HFQsXX3XXX94XX	HFQsXX3XXX94XX	HFQsXX3XXX94XX	HFQsXX3XXX94XX	HFQsXX3XXX94XX	HFQsXX3XXX94XX	HFQsXX3XXX94XX
Associated Field Blank:	-	-	-	-	-	-	-

Site: SEDIMENTS

U: not detected

R: unusable

J: estimated

N: spike recovery not met

Table 1
Laboratory Report of Analysis

LOCATION:	SD-101	SD-102 DUP	SD-102	SD-103	SD-104	SD-105	SD-107
ISIS ID:	HFSD101XXX94XX	HFSD102XXX94XD	HFSD102XXX94XX	HFSD103XXX94XX	HFSD104XXX94XX	HFSD105XXX94XX	HFSD107XXX94XX
LAB NUMBER:	226507	226511	226508	227908	226512	227909	227910
DATE SAMPLED:	10/11/94	10/11/94	10/11/94	10/12/94	10/11/94	10/12/94	10/12/94

ANALYTE	SOW-3/90 - II	CRDL	SD-101	SD-102 DUP	SD-102	SD-103	SD-104	SD-105	SD-107
Aluminum	40		8600	7800	11200	19600 *	7260	6230 *	4870 *
Antimony	12		33.5 N*	19.8 BN*	27.9 N*	9.0 U	7.1 UN*	11.6 U	12.8 U
Arsenic	2		14.3 N	14.8 N	15.8 N	9.0	3.0 SN	21.4 S	6.1
Barium	40		76.6 B	60.9 B	97.0	188	81.2	77.3	70.8
Beryllium	1		0.90 B	0.97 B	1.6 B	3.5	0.95	0.61 U	0.67 U
Cadmium	1		4.0 N*	3.9 N*	1.9 BN*	1.8 N	2.2 N*	2.8 N	0.67 UN
Calcium	1000		114000	60500	81800	159000 *	72500	42500 *	154000 *
Chromium	2		98.6 *	43.5 *	50.2 *	10.8	48.6 *	37.3	38.8
Cobalt	10		19.7 B	13.7 B	15.0 B	5.0 B	8.6 B	9.3 B	2.0 U
Copper	5		212 *	106 *	120 *	23.4 N*	30.7 *	82.4 N*	14.1 N*
Iron	20		131000	96200	118000	43400	46600	82300	11000
Lead	0.6		754	716	731 *	84.2 N*	132	333 N*	45.4 N*
Magnesium	1000		10600	10500	14900	18200 *	6200	16900 *	7320 *
Manganese	3		4160	3050	4150	2500	1270	3020	420
Mercury	0.1		0.44	0.41	0.37	0.13 UN	0.13	0.18 UN	0.18 UN
Nickel	8		61.2	29.4	27.6	11.2	17.1	28.8	8.7 U
Potassium	1000		4390	3320	4010	1640	1410	335 B	591 B
Selenium	1		1.9 UWN*	1.9 UWN*	2.0 UWN*	1.3 U*	1.1 UN*	1.6 U*	1.8 U*
Silver	2		2.1 UN	1.7 UN	2.0 UN	1.2 UN	0.94 UN	1.5 UN	1.7 UN
Sodium	1000		843 B	826 B	912 B	530 B	496 B	141 U	260 B
Thallium	2		1.9 U	1.9 U	2.0 U	1.3 U	1.1 U	1.6 UW	1.8 U
Vanadium	10		50.1	40.3	50.9	20.6	20.2	34.8	11.9 B
Zinc	4		1470 E*	1140 E*	1360 E*	392 E	846 E*	799 E	161 E
Cyanide	1		1.4 N	0.78 UN	0.88 UN	0.61 U	0.59 UN	0.73 U	0.99 U
Percent Solids:			44	50	49	78	82	57	55

Associated Method Blank:	SDGHANNA2S	SDGHANNA2S	SDGHANNA2S	MBHANNA4	SDGHANNA2S	MBHANNA4	MBHANNA4
Associated Equipment Blank:	HFQSDXX3XXX94XX	HFQSDXX3XXX94XX	HFQSDXX3XXX94XX	HFQSDXX3XXX94XX	HFQSDXX3XXX94XX	HFQSDXX3XXX94XX	HFQSDXX3XXX94XX
Associated Field Blank:	-	-	-	-	-	-	-

Site: SEDIMENTS

U: not detected N: spike recovery not met *: duplicate analysis not met
E: interference W: post digestion spike not met B: less than CRDL

Table 2
Validation / Summary Table

LOCATION:	SD-101	SD-102 DUP	SD-102	SD-103	SD-104	SD-105	SD-107
ISIS ID:	HFSD101XXX94XX	HFSD102XXX94XD	HFSD102XXX94XX	HFSD103XXX94XX	HFSD104XXX94XX	HFSD105XXX94XX	HFSD107XXX94XX
LAB NUMBER:	226507	226511	226508	227908	226512	227909	227910
DATE SAMPLED:	10/11/94	10/11/94	10/11/94	10/12/94	10/11/94	10/12/94	10/12/94

ANALYTE	SOW-3/90 - II	CRDL	SD-101	SD-102 DUP	SD-102	SD-103	SD-104	SD-105	SD-107
Aluminum	40		8600 J	7800 J	11200 J	19600	7260	6230	4870
Antimony	12		33.5 J	19.8 J	27.9 J	9.0 UJ	7.1 UJ	11.6 UJ	12.8 UJ
Arsenic	2		14.3 J	14.8 J	15.8 J	9.0 J	3.0 J	21.4	6.1
Barium	40		76.6 J	60.9 J	97.0 J	188	81.2	77.3	70.8
Beryllium	1		0.90 J	0.97 J	1.6 J	3.5	0.95	0.61 U	0.67 U
Cadmium	1		4.0 J	3.9 J	1.9 J	1.8 J	2.2 J	2.8 J	0.67 U
Calcium	1000		114000 J	60500 J	81800 J	159000	72500	42500	154000
Chromium	2		98.6 J	43.5 J	50.2 J	10.8	48.6	37.3 J	38.8 J
Cobalt	10		19.7 J	13.7 J	15.0 J	5.0 J	8.6 J	9.3 J	2.0 U
Copper	5		212 J	106 J	120 J	23.4	30.7	82.4	14.1
Iron	20		131000 J	96200 J	118000 J	43400	46600	82300	11000
Lead	0.6		754 J	716 J	731 J	84.2	132	333	45.4
Magnesium	1000		10600 J	10500 J	14900 J	18200	6200	16900	7320
Manganese	3		4160 J	3050 J	4150 J	2500	1270	3020	420
Mercury	0.1		0.44 J	0.41 J	0.37 J	0.13 U	0.13	0.18 U	0.18 U
Nickel	8		61.2 J	29.4 J	27.6 J	11.2	17.1	28.8	8.7 U
Potassium	1000		4390 J	3320 J	4010 J	1640	1410	335 J	591 J
Selenium	1		1.9 UJ	1.9 UJ	2.0 UJ	1.3 U	1.1 UJ	1.6 U	1.8 U
Silver	2		2.1 UJ	1.7 UJ	2.0 UJ	1.2 UJ	0.94 UJ	1.5 UJ	1.7 UJ
Sodium	1000		843 J	826 J	912 J	530 J	496 J	141 U	260 J
Thallium	2		1.9 UJ	1.9 U	2.0 UJ	1.3 U	1.1 U	1.6 U	1.8 U
Vanadium	10		50.1 J	40.3 J	50.9 J	20.6	20.2	34.8	11.9 J
Zinc	4		1470 J	1140 J	1360 J	392	846	799	161
Cyanide	1		1.4 J	0.78 UJ	0.88 UJ	0.61 UJ	0.59 UJ	0.73 UJ	0.99 UJ
Percent Solids:			44	50	49	78	82	57	55

Associated Method Blank:	SDGHANNA2S	SDGHANNA2S	SDGHANNA2S	MBHANNA4	SDGHANNA2S	MBHANNA4	MBHANNA4
Associated Equipment Blank:	HFQ5XX3XXX94XX	HFQ5XX3XXX94XX	HFQ5XX3XXX94XX	HFQ5XX3XXX94XX	HFQ5XX3XXX94XX	HFQ5XX3XXX94XX	HFQ5XX3XXX94XX
Associated Field Blank:	-	-	-	-	-	-	-

Site: SEDIMENTS
U: not detected
J: estimated

Table 1
Laboratory Report of Analysis

	SD-101	SD-102 DUP	SD-102	SD-103	SD-104	SD-105	SD-107
LOCATION:	SD-101	SD-102 DUP	SD-102	SD-103	SD-104	SD-105	SD-107
ISIS ID:	HFSD101XXX94XX	HFSD102XXX94XD	HFSD102XXX94XX	HFSD103XXX94XX	HFSD104XXX94XX	HFSD105XXX94XX	HFSD107XXX94XX
LAB NUMBER:	E226507	E226511	E226508	E227908	E226512	E227909	E227910
DATE SAMPLED:	10/11/94	10/11/94	10/11/94	10/12/94	10/11/94	10/12/94	10/12/94
ANALYTE	RL						
arsenic	52	52.0 UN	52.0 UN	52.0 UN	52.0 UN	52.0 UN	52.0 UN
barium	11	549	466	471	1520	588	1430
cadmium	2	2.6 B*	2.0 U*	2.0 U*	5.2	2.0 U*	2.0 U
chromium	5	5.0 U*	6.7 B*	5.0 U*	9.7 B	9.2 B*	5.0 U
lead	26	132 *	189 *	144 *	26.0 U	153 *	26.0 U
mercury	0.2	0.20 U	0.20 U	0.20 U	0.20 U	0.20 U	0.20 U
selenium	90	90.0 U	90.0 U	90.0 U	90.0 U	90.0 U	90.0 U
silver	5	5.0 U*	5.0 U*	5.0 U*	5.0 U	6.8 B*	5.0 U

Associated Method Blank:	SDGHANNAZE	SDGHANNAZE	SDGHANNAZE	EPHANNA4	SDGHANNAZE	EPHANNA4	EPHANNA4
Associated Equipment Blank:	-	-	-	-	-	-	-
Associated Field Blank:	-	-	-	-	-	-	-

Site: SEDIMENTS

Note: Inorganic Data - EPTOX Metals

U: not detected N: spike recovery not met B: less than RL *: duplicate analysis not met

Table 2
Validation / Summary Table

	SD-101	SD-102 DUP	SD-102	SD-103	SD-104	SD-105	SD-107
LOCATION:	SD-101	SD-102 DUP	SD-102	SD-103	SD-104	SD-105	SD-107
ISIS ID:	HFSD101XXX94XX	HFSD102XXX94XD	HFSD102XXX94XX	HFSD103XXX94XX	HFSD104XXX94XX	HFSD105XXX94XX	HFSD107XXX94XX
LAB NUMBER:	E226507	E226511	E226508	E227908	E226512	E227909	E227910
DATE SAMPLED:	10/11/94	10/11/94	10/11/94	10/12/94	10/11/94	10/12/94	10/12/94
ANALYTE	RL						
arsenic	52	52.0 U	52.0 U	52.0 U	52.0 UN	52.0 U	52.0 UN
barium	11	549	466	471	1520	588	834
cadmium	2	2.6 J	2.0 U	2.0 U	5.2 J	2.0 U	2.0 UJ
chromium	5	5.0 U	6.7 J	5.0 U	9.7	9.2 J	5.0 U
lead	26	132	189 J	144 J	26.0 U	153	26.0 U
mercury	0.2	0.20 U	0.20 U	0.20 U	0.20 U	0.20 U	0.20 U
selenium	90	90.0 U	90.0 U	90.0 U	90.0 U	90.0 U	90.0 U
silver	5	5.0 U	5.0 U	5.0 U	5.0 U	6.8 J	5.0 U

Associated Method Blank:	SDGHANNA2E	SDGHANNA2E	SDGHANNA2E	EPHANNA4	SDGHANNA2E	EPHANNA4	EPHANNA4
Associated Equipment Blank:	-	-	-	-	-	-	-
Associated Field Blank:	-	-	-	-	-	-	-

Site: SEDIMENTS
 Note: Inorganic Data - EPTOX Metals
 U: not detected J: estimated N: spike recovery not met

Table 1
Laboratory Report of Analysis

LOCATION:	SD-101	SD-102 DUP	SD-102	SD-103	SD-104	SD-105	SD-107
ISIS ID:	HFSD101XXX94XX	HFSD102XXX94XD	HFSD102XXX94XX	HFSD103XXX94XX	HFSD104XXX94XX	HFSD105XXX94XX	HFSD107XXX94XX
LAB NUMBER:	2226507	2226511	2226508	2227908	2226512	2227909	2227910
DATE SAMPLED:	10/11/94	10/11/94	10/11/94	10/12/94	10/11/94	10/12/94	10/12/94
DATE ANALYZED:	10/24/94	10/24/94	10/24/94	10/31/94	10/24/94	10/31/94	10/31/94

ANALYTE	RL	SD-101	SD-102 DUP	SD-102	SD-103	SD-104	SD-105	SD-107
Corrosivity, inch/Year	0.01	0.01 U	0.01 U	0.01 U	0.01 U	0.01 U	0.01 U	0.01 U
Ignitability, Degrees F	212	>212	>212	>212	>212	>212	>212	>212
Cyanide, Reactive, ppm	1.0	1 U	1 U	1 U	1 U	1 U	1 U	1 U
sulfide, Reactive, ppm	1.0	1 U	1 U	1 U	1 U	1 U	1 U	1 U

Associated Method Blank:	SDGHANNA2	SDGHANNA2	SDGHANNA2	MBWCHANNA4	SDGHANNA2	MBWCHANNA4	MBWCHANNA4
Associated Equipment Blank:	-	-	-	-	-	-	-
Associated Field Blank:	-	-	-	-	-	-	-

Site: SEDIMENTS
U: not detected

Table 2
Validation / Summary Table

LOCATION:	SD-101	SD-102 DUP	SD-102	SD-103	SD-104	SD-105	SD-107
ISIS ID:	HFSD101XXX94XX	HFSD102XXX94XD	HFSD102XXX94XX	HFSD103XXX94XX	HFSD104XXX94XX	HFSD105XXX94XX	HFSD107XXX94XX
LAB NUMBER:	2226507	2226511	2226508	2227908	2226512	2227909	2227910
DATE SAMPLED:	10/11/94	10/11/94	10/11/94	10/12/94	10/11/94	10/12/94	10/12/94
DATE ANALYZED:	10/24/94	10/24/94	10/24/94	10/31/94	10/24/94	10/31/94	10/31/94

ANALYTE	RL	SD-101	SD-102 DUP	SD-102	SD-103	SD-104	SD-105	SD-107
Corrosivity, inch/Year	0.01	0.01 U	0.01 U	0.01 U	0.01 U	0.01 U	0.01 U	0.01 U
Ignitability, Degrees F	212	>212	>212	>212	>212	>212	>212	>212
Cyanide, Reactive, ppm	1.0	1 U	1 U	1 U	1 U	1 U	1 U	1 U
sulfide, Reactive, ppm	1.0	1 U	1 U	1 U	1 U	1 U	1 U	1 U

=====

Associated Method Blank:	SDGHANNA2	SDGHANNA2	SDGHANNA2	MBWCHANNA4	SDGHANNA2	MBWCHANNA4	MBWCHANNA4
Associated Equipment Blank:	-	-	-	-	-	-	-
Associated Field Blank:	-	-	-	-	-	-	-

Site: SEDIMENTS
U: not detected

Table 1
Laboratory Report of Analysis

LOCATION:	CD-102	CD-104	CD-105	CD-106	CD-107	CD-108	CD-109	CD-109
ISIS ID:	HFCD102XXX94XX	HFCD104XXX94XX	HFCD105XXX94XX	HFCD106XXX94XX	HFCD107XXX94XX	HFCD108XXX94XX	HFCD109XXX94XX	HFCD109XXX94XX
LAB NUMBER:	2227905	2227907	2228901	2228902	2228903	2228904	2226506	2226506 R
DATE SAMPLED:	10/12/94	10/12/94	10/13/94	10/13/94	10/13/94	10/13/94	10/11/94	10/11/94
DATE ANALYZED:	10/19/94	10/19/94	10/20/94	10/20/94	10/20/94	10/20/94	10/15/94	10/17/94

ANALYTE	SOW-3/90 - II	CRQL							
Chloromethane	10	15 U	15 U	14 U	13 U	18 U	15 U	13 U	13 U
Bromomethane	10	15 U	15 U	14 U	13 U	18 U	15 U	13 U	13 U
Vinyl Chloride	10	15 U	15 U	14 U	13 U	18 U	15 U	13 U	13 U
Chloroethane	10	15 U	15 U	14 U	13 U	18 U	15 U	13 U	13 U
Methylene Chloride	10	9 J	9 J	9 J	10 J	12 J	10 J	4 JB	66 B
Acetone	10	15 U	8 J	9 JB	3 JB	9 JB	4 JB	51	22 B
Carbon Disulfide	10	15 U	15 U	14 U	13 U	18 U	15 U	2 J	13 U
1,1-Dichloroethene	10	15 U	15 U	14 U	13 U	18 U	15 U	13 U	13 U
1,1-Dichloroethane	10	15 U	15 U	14 U	13 U	18 U	15 U	13 U	13 U
1,2-Dichloroethene (total)	10	15 U	15 U	14 U	13 U	18 U	15 U	13 U	13 U
Chloroform	10	15 U	15 U	14 U	13 U	18 U	15 U	13 U	13 U
1,2-Dichloroethane	10	15 U	15 U	14 U	13 U	18 U	15 U	13 U	13 U
2-Butanone	10	15 U	15 U	14 U	13 U	18 U	15 U	15 U	13 U
1,1,1-Trichloroethane	10	15 U	15 U	14 U	13 U	18 U	15 U	13 U	13 U
Carbon Tetrachloride	10	15 U	15 U	14 U	13 U	18 U	15 U	13 U	13 U
Bromodichloromethane	10	15 U	15 U	14 U	13 U	18 U	15 U	13 U	13 U
1,2-Dichloropropane	10	15 U	15 U	14 U	13 U	18 U	15 U	13 U	13 U
cis-1,3-Dichloropropene	10	15 U	15 U	14 U	13 U	18 U	15 U	13 U	13 U
Trichloroethene	10	15 U	15 U	14 U	13 U	18 U	15 U	13 U	13 U
Dibromochloromethane	10	15 U	15 U	14 U	13 U	18 U	15 U	13 U	13 U
1,1,2-Trichloroethane	10	15 U	15 U	14 U	13 U	18 U	15 U	13 U	13 U
Benzene	10	15 U	15 U	14 U	13 U	18 U	15 U	13 U	13 U
trans-1,3-Dichloropropene	10	15 U	15 U	14 U	13 U	18 U	15 U	13 U	13 U
Bromoform	10	15 U	15 U	14 U	13 U	18 U	15 U	13 U	13 U
4-Methyl-2-Pentanone	10	15 U	15 U	14 U	13 U	18 U	15 U	13 U	13 U
2-Hexanone	10	15 U	15 U	14 U	13 U	18 U	15 U	13 U	13 U
Tetrachloroethene	10	15 U	15 U	14 U	13 U	18 U	15 U	13 U	13 U
1,1,2,2-Tetrachloroethane	10	15 U	15 U	14 U	13 U	18 U	15 U	13 U	13 U
Toluene	10	15 U	15 U	14 U	13 U	18 U	15 U	5 J	3 J
Chlorobenzene	10	15 U	15 U	14 U	13 U	18 U	15 U	13 U	13 U
Ethylbenzene	10	15 U	15 U	4 J	13 U	18 U	15 U	13 U	13 U
Styrene	10	15 U	15 U	14 U	13 U	18 U	15 U	13 U	13 U
Total Xylenes	10	15 U	15 U	14 U	13 U	18 U	15 U	13 U	13 U

Dilution Factor:	1.00	1.00	1.00	1.00	1.00	1.00	1.00	1.00	1.00
Percent Solids:	67	68	73	75	54	66	76	76	76
Sample Volume\Weight (ml\g):	5.00	5.00	5.00	5.00	5.00	5.00	5.00	5.00	5.00
Associated Method Blank:	P1296.D	P1296.D	D0828.D	D0828.D	D0828.D	D0828.D	P1217.D	P1240.D	
Associated Equipment Blank:	HFQSDX6XXX94XX	HFQSDX6XXX94XX	HFQSDX6XXX94XX	HFQSDX6XXX94XX	HFQSDX6XXX94XX	HFQSDX6XXX94XX	HFQSDX6XXX94XX	HFQSDX6XXX94XX	
Associated Field Blank:	-	-	-	-	-	-	-	-	
Associated Trip Blank:	-	-	-	-	-	-	-	-	

Site: SUMP SEDIMENTS
 U: not detected B: blank contamination
 J: estimated

Table 2
Validation / Summary Table

ANALYTE	SOW-3/90 - 11	CRQL	CD-102	CD-104	CD-105	CD-106	CD-107	CD-108	CD-109
LOCATION:	CD-102		CD-104	CD-105	CD-106	CD-107	CD-108	CD-109	
ISIS ID:	HFCD102XXX94XX		HFCD104XXX94XX	HFCD105XXX94XX	HFCD106XXX94XX	HFCD107XXX94XX	HFCD108XXX94XX	HFCD109XXX94XX	
LAB NUMBER:	2227905		2227907	2228901	2228902	2228903	2228904	2226506 R	
DATE SAMPLED:	10/12/94		10/12/94	10/13/94	10/13/94	10/13/94	10/13/94	10/11/94	
DATE ANALYZED:	10/19/94		10/19/94	10/20/94	10/20/94	10/20/94	10/20/94	10/17/94	
-----	-----	-----	-----	-----	-----	-----	-----	-----	-----
Chloromethane	10		15 U	15 U	14 U	13 U	18 U	15 U	13 UJ
Bromomethane	10		15 U	15 U	14 U	13 U	18 U	15 U	13 UJ
Vinyl Chloride	10		15 U	15 U	14 U	13 U	18 U	15 U	13 UJ
Chloroethane	10		15 UJ	15 UJ	14 U	13 U	18 U	15 U	13 UJ
Methylene Chloride	10		15 UJ	15 UJ	14 UJ	13 UJ	18 UJ	15 UJ	66 UJ
Acetone	10		15 U	15 UJ	14 UJ	13 UJ	18 UJ	15 UJ	22 UJ
Carbon Disulfide	10		15 U	15 U	14 U	13 U	18 U	15 U	13 UJ
1,1-Dichloroethene	10		15 U	15 U	14 U	13 U	18 U	15 U	13 UJ
1,1-Dichloroethane	10		15 U	15 U	14 U	13 U	18 U	15 U	13 UJ
1,2-Dichloroethene (total)	10		15 U	15 U	14 U	13 U	18 U	15 U	13 UJ
Chloroform	10		15 U	15 U	14 U	13 U	18 U	15 U	13 UJ
1,2-Dichloroethane	10		15 U	15 U	14 U	13 U	18 U	15 U	13 UJ
2-Butanone	10		15 U	15 U	14 U	13 U	18 U	15 U	13 UJ
1,1,1-Trichloroethane	10		15 U	15 U	14 U	13 U	18 U	15 U	13 UJ
Carbon Tetrachloride	10		15 U	15 U	14 U	13 U	18 U	15 U	13 UJ
Bromodichloromethane	10		15 U	15 U	14 U	13 U	18 U	15 U	13 UJ
1,2-Dichloropropane	10		15 U	15 U	14 U	13 U	18 U	15 U	13 UJ
cis-1,3-Dichloropropene	10		15 U	15 U	14 U	13 U	18 U	15 U	13 UJ
Trichloroethene	10		15 U	15 U	14 U	13 U	18 U	15 U	13 UJ
Dibromochloromethane	10		15 U	15 U	14 U	13 U	18 U	15 U	13 UJ
1,1,2-Trichloroethane	10		15 U	15 U	14 U	13 U	18 U	15 U	13 UJ
Benzene	10		15 U	15 U	14 U	13 U	18 U	15 U	13 UJ
trans-1,3-Dichloropropene	10		15 U	15 U	14 U	13 U	18 U	15 U	13 UJ
Bromoform	10		15 U	15 U	14 U	13 U	18 U	15 U	13 UJ
4-Methyl-2-Pentanone	10		15 U	15 U	14 U	13 U	18 U	15 U	13 UJ
2-Hexanone	10		15 U	15 U	14 U	13 U	18 U	15 U	13 UJ
Tetrachloroethene	10		15 U	15 U	14 U	13 U	18 U	15 U	13 UJ
1,1,2,2-Tetrachloroethane	10		15 U	15 U	14 U	13 U	18 U	15 U	13 UJ
Toluene	10		15 U	15 U	14 U	13 U	18 U	15 U	3 J
Chlorobenzene	10		15 U	15 U	14 U	13 U	18 U	15 U	13 UJ
Ethylbenzene	10		15 U	15 U	4 J	13 U	18 U	15 U	13 UJ
Styrene	10		15 U	15 U	14 U	13 U	18 U	15 U	13 UJ
Total Xylenes	10		15 U	15 U	14 U	13 U	18 U	15 U	13 UJ
-----	-----	-----	-----	-----	-----	-----	-----	-----	-----
Dilution Factor:	1.00		1.00	1.00	1.00	1.00	1.00	1.00	1.00
Percent Solids:	67		68	73	75	54	66	76	
Sample Volume\Weight (ml\g):	5.00		5.00	5.00	5.00	5.00	5.00	5.00	
Associated Method Blank:	P1296.D		P1296.D	D0828.D	D0828.D	D0828.D	D0828.D	P1240.D	
Associated Equipment Blank:	HFQ5XX6XXX94XX		HFQ5XX6XXX94XX	HFQ5XX6XXX94XX	HFQ5XX6XXX94XX	HFQ5XX6XXX94XX	HFQ5XX6XXX94XX	HFQ5XX6XXX94XX	
Associated Field Blank:	-		-	-	-	-	-	-	
Associated Trip Blank:	-		-	-	-	-	-	-	

Site: SUMP SEDIMENTS
U: not detected
J: estimated

Table 1
Laboratory Report of Analysis

LOCATION:	CD-101 DUP	CD-101	CD-103
ISIS ID:	HFCD101XXX94XD	HFCD101XXX94XX	HFCD103XXX94XX
LAB NUMBER:	2227904	2227901	2227906
DATE SAMPLED:	10/12/94	10/12/94	10/12/94
DATE ANALYZED:	10/20/94	10/20/94	10/20/94

ANALYTE	SOW-3/90 - II	CRQL			
Chloromethane	1200	2400	U	2100	U
Bromomethane	1200	2400	U	2100	U
Vinyl Chloride	1200	2400	U	2100	U
Chloroethane	1200	2400	U	2100	U
Methylene Chloride	1200	6100	B	5600	B
Acetone	1200	2400	U	2100	U
Carbon Disulfide	1200	2400	U	2100	U
1,1-Dichloroethene	1200	2400	U	2100	U
1,1-Dichloroethane	1200	2400	U	2100	U
1,2-Dichloroethene (total)	1200	2400	U	2100	U
Chloroform	1200	2400	U	2100	U
1,2-Dichloroethane	1200	2400	U	2100	U
2-Butanone	1200	2400	U	2100	U
1,1,1-Trichloroethane	1200	2400	U	2100	U
Carbon Tetrachloride	1200	2400	U	2100	U
Bromodichloromethane	1200	2400	U	2100	U
1,2-Dichloropropane	1200	2400	U	2100	U
cis-1,3-Dichloropropene	1200	2400	U	2100	U
Trichloroethene	1200	2400	U	2100	U
Dibromochloromethane	1200	2400	U	2100	U
1,1,2-Trichloroethane	1200	2400	U	2100	U
Benzene	1200	2400	U	2100	U
trans-1,3-Dichloropropene	1200	2400	U	2100	U
Bromoform	1200	2400	U	2100	U
4-Methyl-2-Pentanone	1200	2400	U	2100	U
2-Hexanone	1200	2400	U	2100	U
Tetrachloroethene	1200	2400	U	2100	U
1,1,2,2-Tetrachloroethane	1200	2400	U	2100	U
Toluene	1200	2400	U	2100	U
Chlorobenzene	1200	2400	U	2100	U
Ethylbenzene	1200	2400	U	2100	U
Styrene	1200	2400	U	2100	U
Total Xylenes	1200	2400	U	2100	U

Dilution Factor:	1.00	1.00	1.00
Percent Solids:	50	58	48
Sample Volume\Weight (ml\g):	4.00	4.00	4.00

Associated Method Blank:	N9733.D	N9733.D	N9733.D
Associated Equipment Blank:	HFQXXX6XXX94XX	HFQXXX6XXX94XX	HFQXXX6XXX94XX
Associated Field Blank:	-	-	-
Associated Trip Blank:	-	-	-

Site: SUMP SEDIMENTS
U: not detected
B: blank contamination

Table 2
Validation / Summary Table

LOCATION:	CD-101 DUP	CD-101	CD-103
ISIS ID:	HFCD101XXX94XD	HFCD101XXX94XX	HFCD103XXX94XX
LAB NUMBER:	2227904	2227901	2227906
DATE SAMPLED:	10/12/94	10/12/94	10/12/94
DATE ANALYZED:	10/20/94	10/20/94	10/20/94

ANALYTE	SOW-3/90 - 11	CRQL				
Chloromethane	1200	2400	UJ	2100	U	2500 UJ
Bromomethane	1200	2400	UJ	2100	U	2500 UJ
Vinyl Chloride	1200	2400	UJ	2100	U	2500 UJ
Chloroethane	1200	2400	UJ	2100	U	2500 UJ
Methylene Chloride	1200	6100	UJ	5600	U	6400 UJ
Acetone	1200	2400	UJ	2100	U	2500 UJ
Carbon Disulfide	1200	2400	UJ	2100	U	2500 UJ
1,1-Dichloroethene	1200	2400	UJ	2100	U	2500 UJ
1,1-Dichloroethane	1200	2400	UJ	2100	U	2500 UJ
1,2-Dichloroethene (total)	1200	2400	UJ	2100	U	2500 UJ
Chloroform	1200	2400	UJ	2100	U	2500 UJ
1,2-Dichloroethane	1200	2400	UJ	2100	U	2500 UJ
2-Butanone	1200	2400	UJ	2100	U	2500 UJ
1,1,1-Trichloroethane	1200	2400	UJ	2100	U	2500 UJ
Carbon Tetrachloride	1200	2400	UJ	2100	U	2500 UJ
Bromodichloromethane	1200	2400	UJ	2100	U	2500 UJ
1,2-Dichloropropane	1200	2400	UJ	2100	U	2500 UJ
cis-1,3-Dichloropropene	1200	2400	UJ	2100	U	2500 UJ
Trichloroethene	1200	2400	UJ	2100	U	2500 UJ
Dibromochloromethane	1200	2400	UJ	2100	U	2500 UJ
1,1,2-Trichloroethane	1200	2400	UJ	2100	U	2500 UJ
Benzene	1200	2400	UJ	2100	U	2500 UJ
trans-1,3-Dichloropropene	1200	2400	UJ	2100	U	2500 UJ
Bromoform	1200	2400	UJ	2100	U	2500 UJ
4-Methyl-2-Pentanone	1200	2400	UJ	2100	U	2500 UJ
2-Hexanone	1200	2400	UJ	2100	U	2500 UJ
Tetrachloroethene	1200	2400	UJ	2100	U	2500 UJ
1,1,2,2-Tetrachloroethane	1200	2400	UJ	2100	U	2500 UJ
Toluene	1200	2400	UJ	2100	U	2500 UJ
Chlorobenzene	1200	2400	UJ	2100	U	2500 UJ
Ethylbenzene	1200	2400	UJ	2100	U	2500 UJ
Styrene	1200	2400	UJ	2100	U	2500 UJ
Total Xylenes	1200	2400	UJ	2100	U	2500 UJ

Dilution Factor:	1.00	1.00	1.00
Percent Solids:	50	58	48
Sample Volume/Weight (ml/g):	4.00	4.00	4.00

Associated Method Blank:	N9733.D	N9733.D	N9733.D
Associated Equipment Blank:	HFQ5XX6XXX94XX	HFQ5XX6XXX94XX	HFQ5XX6XXX94XX
Associated Field Blank:	-	-	-
Associated Trip Blank:	-	-	-

Site: SUMP SEDIMENTS

U: not detected

J: estimated

Table 1
Laboratory Report of Analysis

LOCATION:	CD-101 DUP	CD-101	CD-102	CD-103	CD-103	CD-104	CD-104	CD-105
ISIS ID:	HFCD101XXX94XD	HFCD101XXX94XX	HFCD102XXX94XX	HFCD103XXX94XX	HFCD103XXX94XX	HFCD104XXX94XX	HFCD104XXX94XX	HFCD105XXX94XX
LAB NUMBER:	2227904	2227901	2227905	2227906	2227906 D	2227907	2227907 D	2228901
DATE SAMPLED:	10/12/94	10/12/94	10/12/94	10/12/94	10/12/94	10/12/94	10/12/94	10/13/94
DATE EXTRACTED:	10/17/94	10/17/94	10/17/94	10/17/94	10/17/94	10/17/94	10/17/94	10/19/94
DATE ANALYZED:	11/18/94	11/18/94	11/18/94	11/18/94	11/18/94	11/18/94	11/19/94	11/24/94

ANALYTE	SOW-3/90 - II	CRQL	CD-101 DUP	CD-101	CD-102	CD-103	CD-103	CD-104	CD-104	CD-105
Phenol	330	330	3800 J	3300 J	500 U	14000 U	140000 U	2400 U	4900 U	460 U
bis(2-Chloroethyl)ether	330	330	6700 U	5700 U	500 U	14000 U	140000 U	2400 U	4900 U	460 U
2-Chlorophenol	330	330	6700 U	5700 U	500 U	14000 U	140000 U	2400 U	4900 U	460 U
1,3-Dichlorobenzene	330	330	6700 U	5700 U	500 U	14000 U	140000 U	2400 U	4900 U	460 U
1,4-Dichlorobenzene	330	330	6700 U	5700 U	500 U	14000 U	140000 U	2400 U	4900 U	460 U
1,2-Dichlorobenzene	330	330	6700 U	5700 U	500 U	14000 U	140000 U	2400 U	4900 U	460 U
2-Methylphenol	330	330	6700 U	5700 U	500 U	14000 U	140000 U	2400 U	4900 U	460 U
2,2'-oxybis(1-Chloropropane)	330	330	6700 U	5700 U	500 U	14000 U	140000 U	2400 U	4900 U	460 U
4-Methylphenol	330	330	5300 J	5000 J	500 U	14000 U	140000 U	2400 U	4900 U	460 U
N-Nitroso-di-n-propylamine	330	330	6700 U	5700 U	500 U	14000 U	140000 U	2400 U	4900 U	460 U
Hexachloroethane	330	330	6700 U	5700 U	500 U	14000 U	140000 U	2400 U	4900 U	460 U
Nitrobenzene	330	330	6700 U	5700 U	500 U	14000 U	140000 U	2400 U	4900 U	460 U
Isophorone	330	330	6700 U	5700 U	500 U	14000 U	140000 U	2400 U	4900 U	460 U
2-Nitrophenol	330	330	6700 U	5700 U	500 U	14000 U	140000 U	2400 U	4900 U	460 U
2,4-Dimethylphenol	330	330	6700 U	5700 U	500 U	14000 U	140000 U	2400 U	4900 U	460 U
bis(2-Chloroethoxy)methane	330	330	6700 U	5700 U	500 U	14000 U	140000 U	2400 U	4900 U	460 U
2,4-Dichlorophenol	330	330	6700 U	5700 U	500 U	14000 U	140000 U	2400 U	4900 U	460 U
1,2,4-Trichlorobenzene	330	330	6700 U	5700 U	500 U	14000 U	140000 U	2400 U	4900 U	460 U
Naphthalene	330	330	4000 JB	11000 B	500 U	1500 JB	140000 U	500 JB	4900 U	100 J
4-Chloroaniline	330	330	6700 U	5700 U	500 U	14000 U	140000 U	2400 U	4900 U	460 U
Hexachlorobutadiene	330	330	6700 U	5700 U	500 U	14000 U	140000 U	2400 U	4900 U	460 U
4-Chloro-3-Methylphenol	330	330	6700 U	5700 U	500 U	14000 U	140000 U	2400 U	4900 U	460 U
2-Methylnaphthalene	330	330	17000	42000	500 U	3000 J	140000 U	2400 U	4900 U	110 J
Hexachlorocyclopentadiene	330	330	6700 U	5700 U	500 U	14000 U	140000 U	2400 U	4900 U	460 U
2,4,6-Trichlorophenol	330	330	6700 U	5700 U	500 U	14000 U	140000 U	2400 U	4900 U	460 U
2,4,5-Trichlorophenol	800	800	16000 U	14000 U	1200 U	33000 U	330000 U	5900 U	12000 U	1100 U
2-Chloronaphthalene	330	330	6700 U	5700 U	500 U	14000 U	140000 U	2400 U	4900 U	460 U
2-Nitroaniline	800	800	16000 U	14000 U	1200 U	33000 U	330000 U	5900 U	12000 U	1100 U
Dimethylphthalate	330	330	6700 U	5700 U	500 U	14000 U	140000 U	2400 U	4900 U	460 U
Acenaphthylene	330	330	1800 J	2600 J	500 U	14000 U	140000 U	3100	2900 JD	180 J
2,6-Dinitrotoluene	330	330	6700 U	5700 U	500 U	14000 U	140000 U	2400 U	4900 U	460 U

Site: SUMP SEDIMENTS

U: not detected B: blank contamination D: diluted result
J: estimated E: exceeds calibration range

Table 2
Validation / Summary Table

ANALYTE	SOW-3/90 - 11	CRQL	CD-102	CD-104	CD-105	CD-106	CD-107	CD-108	CD-109
LOCATION:	CD-102		CD-104	CD-105	CD-106	CD-107	CD-108	CD-109	
ISIS ID:	HFCD102XXX94XX		HFCD104XXX94XX	HFCD105XXX94XX	HFCD106XXX94XX	HFCD107XXX94XX	HFCD108XXX94XX	HFCD109XXX94XX	
LAB NUMBER:	2227905		2227907	2228901	2228902	2228903	2228904	2226506 R	
DATE SAMPLED:	10/12/94		10/12/94	10/13/94	10/13/94	10/13/94	10/13/94	10/11/94	
DATE ANALYZED:	10/19/94		10/19/94	10/20/94	10/20/94	10/20/94	10/20/94	10/17/94	
-----	-----	-----	-----	-----	-----	-----	-----	-----	-----
Chloromethane	10		15 U	15 U	14 U	13 U	18 U	15 U	13 UJ
Bromomethane	10		15 U	15 U	14 U	13 U	18 U	15 U	13 UJ
Vinyl Chloride	10		15 U	15 U	14 U	13 U	18 U	15 U	13 UJ
Chloroethane	10		15 UJ	15 UJ	14 U	13 U	18 U	15 U	13 UJ
Methylene Chloride	10		15 UJ	15 UJ	14 UJ	13 UJ	18 UJ	15 UJ	66 UJ
Acetone	10		15 U	15 UJ	14 UJ	13 UJ	18 UJ	15 UJ	22 UJ
Carbon Disulfide	10		15 U	15 U	14 U	13 U	18 U	15 U	13 UJ
1,1-Dichloroethene	10		15 U	15 U	14 U	13 U	18 U	15 U	13 UJ
1,1-Dichloroethane	10		15 U	15 U	14 U	13 U	18 U	15 U	13 UJ
1,2-Dichloroethene (total)	10		15 U	15 U	14 U	13 U	18 U	15 U	13 UJ
Chloroform	10		15 U	15 U	14 U	13 U	18 U	15 U	13 UJ
1,2-Dichloroethane	10		15 U	15 U	14 U	13 U	18 U	15 U	13 UJ
2-Butanone	10		15 U	15 U	14 U	13 U	18 U	15 U	13 UJ
1,1,1-Trichloroethane	10		15 U	15 U	14 U	13 U	18 U	15 U	13 UJ
Carbon Tetrachloride	10		15 U	15 U	14 U	13 U	18 U	15 U	13 UJ
Bromodichloromethane	10		15 U	15 U	14 U	13 U	18 U	15 U	13 UJ
1,2-Dichloropropane	10		15 U	15 U	14 U	13 U	18 U	15 U	13 UJ
cis-1,3-Dichloropropene	10		15 U	15 U	14 U	13 U	18 U	15 U	13 UJ
Trichloroethene	10		15 U	15 U	14 U	13 U	18 U	15 U	13 UJ
Dibromochloromethane	10		15 U	15 U	14 U	13 U	18 U	15 U	13 UJ
1,1,2-Trichloroethane	10		15 U	15 U	14 U	13 U	18 U	15 U	13 UJ
Benzene	10		15 U	15 U	14 U	13 U	18 U	15 U	13 UJ
trans-1,3-Dichloropropene	10		15 U	15 U	14 U	13 U	18 U	15 U	13 UJ
Bromoform	10		15 U	15 U	14 U	13 U	18 U	15 U	13 UJ
4-Methyl-2-Pentanone	10		15 U	15 U	14 U	13 U	18 U	15 U	13 UJ
2-Hexanone	10		15 U	15 U	14 U	13 U	18 U	15 U	13 UJ
Tetrachloroethene	10		15 U	15 U	14 U	13 U	18 U	15 U	13 UJ
1,1,2,2-Tetrachloroethane	10		15 U	15 U	14 U	13 U	18 U	15 U	13 UJ
Toluene	10		15 U	15 U	14 U	13 U	18 U	15 U	3 J
Chlorobenzene	10		15 U	15 U	14 U	13 U	18 U	15 U	13 UJ
Ethylbenzene	10		15 U	15 U	4 J	13 U	18 U	15 U	13 UJ
Styrene	10		15 U	15 U	14 U	13 U	18 U	15 U	13 UJ
Total Xylenes	10		15 U	15 U	14 U	13 U	18 U	15 U	13 UJ
-----	-----	-----	-----	-----	-----	-----	-----	-----	-----
Dilution Factor:	1.00		1.00	1.00	1.00	1.00	1.00	1.00	1.00
Percent Solids:	67		68	73	75	54	66	76	
Sample Volume\Weight (ml\g):	5.00		5.00	5.00	5.00	5.00	5.00	5.00	
Associated Method Blank:	P1296.D		P1296.D	D0828.D	D0828.D	D0828.D	D0828.D	P1240.D	
Associated Equipment Blank:	HFQXXX6XXX94XX		HFQXXX6XXX94XX	HFQXXX6XXX94XX	HFQXXX6XXX94XX	HFQXXX6XXX94XX	HFQXXX6XXX94XX	HFQXXX6XXX94XX	
Associated Field Blank:	-		-	-	-	-	-	-	
Associated Trip Blank:	-		-	-	-	-	-	-	

Site: SUMP SEDIMENTS

U: not detected

J: estimated

Table 1
Laboratory Report of Analysis

LOCATION:	CD-101 DUP	CD-101	CD-103
ISIS ID:	HFCD101XXX94XD	HFCD101XXX94XX	HFCD103XXX94XX
LAB NUMBER:	2227904	2227901	2227906
DATE SAMPLED:	10/12/94	10/12/94	10/12/94
DATE ANALYZED:	10/20/94	10/20/94	10/20/94

ANALYTE	SOW-3/90 - II	CRQL			
Chloromethane	1200	2400	U	2100	U
Bromomethane	1200	2400	U	2100	U
Vinyl Chloride	1200	2400	U	2100	U
Chloroethane	1200	2400	U	2100	U
Methylene Chloride	1200	6100	B	5600	B
Acetone	1200	2400	U	2100	U
Carbon Disulfide	1200	2400	U	2100	U
1,1-Dichloroethene	1200	2400	U	2100	U
1,1-Dichloroethane	1200	2400	U	2100	U
1,2-Dichloroethene (total)	1200	2400	U	2100	U
Chloroform	1200	2400	U	2100	U
1,2-Dichloroethane	1200	2400	U	2100	U
2-Butanone	1200	2400	U	2100	U
1,1,1-Trichloroethane	1200	2400	U	2100	U
Carbon Tetrachloride	1200	2400	U	2100	U
Bromodichloromethane	1200	2400	U	2100	U
1,2-Dichloropropane	1200	2400	U	2100	U
cis-1,3-Dichloropropene	1200	2400	U	2100	U
Trichloroethene	1200	2400	U	2100	U
Dibromochloromethane	1200	2400	U	2100	U
1,1,2-Trichloroethane	1200	2400	U	2100	U
Benzene	1200	2400	U	2100	U
trans-1,3-Dichloropropene	1200	2400	U	2100	U
Bromoform	1200	2400	U	2100	U
4-Methyl-2-Pentanone	1200	2400	U	2100	U
2-Hexanone	1200	2400	U	2100	U
Tetrachloroethene	1200	2400	U	2100	U
1,1,2,2-Tetrachloroethane	1200	2400	U	2100	U
Toluene	1200	2400	U	2100	U
Chlorobenzene	1200	2400	U	2100	U
Ethylbenzene	1200	2400	U	2100	U
Styrene	1200	2400	U	2100	U
Total Xylenes	1200	2400	U	2100	U

Dilution Factor:	1.00	1.00	1.00
Percent Solids:	50	58	48
Sample Volume\Weight (ml\g):	4.00	4.00	4.00

Associated Method Blank:	N9733.D	N9733.D	N9733.D
Associated Equipment Blank:	HFQXXX6XXX94XX	HFQXXX6XXX94XX	HFQXXX6XXX94XX
Associated Field Blank:	-	-	-
Associated Trip Blank:	-	-	-

Site: SUMP SEDIMENTS
U: not detected
B: blank contamination

Table 2
Validation / Summary Table

LOCATION:	CD-101 DUP	CD-101	CD-103
ISIS ID:	HFCD101XXX94XD	HFCD101XXX94XX	HFCD103XXX94XX
LAB NUMBER:	2227904	2227901	2227906
DATE SAMPLED:	10/12/94	10/12/94	10/12/94
DATE ANALYZED:	10/20/94	10/20/94	10/20/94

ANALYTE	SOW-3/90 - 11	CRQL				
Chloromethane	1200	2400	UJ	2100	U	2500 UJ
Bromomethane	1200	2400	UJ	2100	U	2500 UJ
Vinyl Chloride	1200	2400	UJ	2100	U	2500 UJ
Chloroethane	1200	2400	UJ	2100	U	2500 UJ
Methylene Chloride	1200	6100	UJ	5600	U	6400 UJ
Acetone	1200	2400	UJ	2100	U	2500 UJ
Carbon Disulfide	1200	2400	UJ	2100	U	2500 UJ
1,1-Dichloroethene	1200	2400	UJ	2100	U	2500 UJ
1,1-Dichloroethane	1200	2400	UJ	2100	U	2500 UJ
1,2-Dichloroethene (total)	1200	2400	UJ	2100	U	2500 UJ
Chloroform	1200	2400	UJ	2100	U	2500 UJ
1,2-Dichloroethane	1200	2400	UJ	2100	U	2500 UJ
2-Butanone	1200	2400	UJ	2100	U	2500 UJ
1,1,1-Trichloroethane	1200	2400	UJ	2100	U	2500 UJ
Carbon Tetrachloride	1200	2400	UJ	2100	U	2500 UJ
Bromodichloromethane	1200	2400	UJ	2100	U	2500 UJ
1,2-Dichloropropane	1200	2400	UJ	2100	U	2500 UJ
cis-1,3-Dichloropropene	1200	2400	UJ	2100	U	2500 UJ
Trichloroethene	1200	2400	UJ	2100	U	2500 UJ
Dibromochloromethane	1200	2400	UJ	2100	U	2500 UJ
1,1,2-Trichloroethane	1200	2400	UJ	2100	U	2500 UJ
Benzene	1200	2400	UJ	2100	U	2500 UJ
trans-1,3-Dichloropropene	1200	2400	UJ	2100	U	2500 UJ
Bromoform	1200	2400	UJ	2100	U	2500 UJ
4-Methyl-2-Pentanone	1200	2400	UJ	2100	U	2500 UJ
2-Hexanone	1200	2400	UJ	2100	U	2500 UJ
Tetrachloroethene	1200	2400	UJ	2100	U	2500 UJ
1,1,2,2-Tetrachloroethane	1200	2400	UJ	2100	U	2500 UJ
Toluene	1200	2400	UJ	2100	U	2500 UJ
Chlorobenzene	1200	2400	UJ	2100	U	2500 UJ
Ethylbenzene	1200	2400	UJ	2100	U	2500 UJ
Styrene	1200	2400	UJ	2100	U	2500 UJ
Total Xylenes	1200	2400	UJ	2100	U	2500 UJ

Dilution Factor:	1.00	1.00	1.00
Percent Solids:	50	58	48
Sample Volume/Weight (ml/g):	4.00	4.00	4.00

Associated Method Blank:	N9733.D	N9733.D	N9733.D
Associated Equipment Blank:	HFQ5XX6XXX94XX	HFQ5XX6XXX94XX	HFQ5XX6XXX94XX
Associated Field Blank:	-	-	-
Associated Trip Blank:	-	-	-

Site: SUMP SEDIMENTS

U: not detected

J: estimated

Table 1
Laboratory Report of Analysis

LOCATION:	CD-101 DUP	CD-101	CD-102	CD-103	CD-103	CD-104	CD-104	CD-105
ISIS ID:	HFCD101XXX94XD	HFCD101XXX94XX	HFCD102XXX94XX	HFCD103XXX94XX	HFCD103XXX94XX	HFCD104XXX94XX	HFCD104XXX94XX	HFCD105XXX94XX
LAB NUMBER:	2227904	2227901	2227905	2227906	2227906 D	2227907	2227907 D	2228901
DATE SAMPLED:	10/12/94	10/12/94	10/12/94	10/12/94	10/12/94	10/12/94	10/12/94	10/13/94
DATE EXTRACTED:	10/17/94	10/17/94	10/17/94	10/17/94	10/17/94	10/17/94	10/17/94	10/19/94
DATE ANALYZED:	11/18/94	11/18/94	11/18/94	11/18/94	11/18/94	11/18/94	11/19/94	11/24/94

ANALYTE	SOW-3/90 - II	CRQL	CD-101 DUP	CD-101	CD-102	CD-103	CD-103	CD-104	CD-104	CD-105
Phenol	330		3800 J	3300 J	500 U	14000 U	140000 U	2400 U	4900 U	460 U
bis(2-Chloroethyl)ether	330		6700 U	5700 U	500 U	14000 U	140000 U	2400 U	4900 U	460 U
2-Chlorophenol	330		6700 U	5700 U	500 U	14000 U	140000 U	2400 U	4900 U	460 U
1,3-Dichlorobenzene	330		6700 U	5700 U	500 U	14000 U	140000 U	2400 U	4900 U	460 U
1,4-Dichlorobenzene	330		6700 U	5700 U	500 U	14000 U	140000 U	2400 U	4900 U	460 U
1,2-Dichlorobenzene	330		6700 U	5700 U	500 U	14000 U	140000 U	2400 U	4900 U	460 U
2-Methylphenol	330		6700 U	5700 U	500 U	14000 U	140000 U	2400 U	4900 U	460 U
2,2'-oxybis(1-Chloropropane)	330		6700 U	5700 U	500 U	14000 U	140000 U	2400 U	4900 U	460 U
4-Methylphenol	330		5300 J	5000 J	500 U	14000 U	140000 U	2400 U	4900 U	460 U
N-Nitroso-di-n-propylamine	330		6700 U	5700 U	500 U	14000 U	140000 U	2400 U	4900 U	460 U
Hexachloroethane	330		6700 U	5700 U	500 U	14000 U	140000 U	2400 U	4900 U	460 U
Nitrobenzene	330		6700 U	5700 U	500 U	14000 U	140000 U	2400 U	4900 U	460 U
Isophorone	330		6700 U	5700 U	500 U	14000 U	140000 U	2400 U	4900 U	460 U
2-Nitrophenol	330		6700 U	5700 U	500 U	14000 U	140000 U	2400 U	4900 U	460 U
2,4-Dimethylphenol	330		6700 U	5700 U	500 U	14000 U	140000 U	2400 U	4900 U	460 U
bis(2-Chloroethoxy)methane	330		6700 U	5700 U	500 U	14000 U	140000 U	2400 U	4900 U	460 U
2,4-Dichlorophenol	330		6700 U	5700 U	500 U	14000 U	140000 U	2400 U	4900 U	460 U
1,2,4-Trichlorobenzene	330		6700 U	5700 U	500 U	14000 U	140000 U	2400 U	4900 U	460 U
Naphthalene	330		4000 JB	11000 B	500 U	1500 JB	140000 U	500 JB	4900 U	100 J
4-Chloroaniline	330		6700 U	5700 U	500 U	14000 U	140000 U	2400 U	4900 U	460 U
Hexachlorobutadiene	330		6700 U	5700 U	500 U	14000 U	140000 U	2400 U	4900 U	460 U
4-Chloro-3-Methylphenol	330		6700 U	5700 U	500 U	14000 U	140000 U	2400 U	4900 U	460 U
2-Methylnaphthalene	330		17000	42000	500 U	3000 J	140000 U	2400 U	4900 U	110 J
Hexachlorocyclopentadiene	330		6700 U	5700 U	500 U	14000 U	140000 U	2400 U	4900 U	460 U
2,4,6-Trichlorophenol	330		6700 U	5700 U	500 U	14000 U	140000 U	2400 U	4900 U	460 U
2,4,5-Trichlorophenol	800		16000 U	14000 U	1200 U	33000 U	330000 U	5900 U	12000 U	1100 U
2-Chloronaphthalene	330		6700 U	5700 U	500 U	14000 U	140000 U	2400 U	4900 U	460 U
2-Nitroaniline	800		16000 U	14000 U	1200 U	33000 U	330000 U	5900 U	12000 U	1100 U
Dimethylphthalate	330		6700 U	5700 U	500 U	14000 U	140000 U	2400 U	4900 U	460 U
Acenaphthylene	330		1800 J	2600 J	500 U	14000 U	140000 U	3100	2900 JD	180 J
2,6-Dinitrotoluene	330		6700 U	5700 U	500 U	14000 U	140000 U	2400 U	4900 U	460 U

Site: SUMP SEDIMENTS

U: not detected B: blank contamination D: diluted result
J: estimated E: exceeds calibration range

Table 1
Laboratory Report of Analysis

LOCATION:	CD-101 DUP	CD-101	CD-102	CD-103	CD-103	CD-104	CD-104	CD-105
ISIS ID:	HFCD101XXX94XD	HFCD101XXX94XX	HFCD102XXX94XX	HFCD103XXX94XX	HFCD103XXX94XX	HFCD104XXX94XX	HFCD104XXX94XX	HFCD105XXX94XX
LAB NUMBER:	2227904	2227901	2227905	2227906	2227906 D	2227907	2227907 D	2228901
DATE SAMPLED:	10/12/94	10/12/94	10/12/94	10/12/94	10/12/94	10/12/94	10/12/94	10/13/94
DATE EXTRACTED:	10/17/94	10/17/94	10/17/94	10/17/94	10/17/94	10/17/94	10/17/94	10/19/94
DATE ANALYZED:	11/18/94	11/18/94	11/18/94	11/18/94	11/18/94	11/18/94	11/19/94	11/24/94

ANALYTE	SOW-3/90 - II	CRQL															
3-Nitroaniline	800	16000	U	14000	U	1200	U	33000	U	330000	U	5900	U	12000	U	1100	U
Acenaphthene	330	5600	J	9300		500	U	14000	U	140000	U	1000	J	1000	JD	120	J
2,4-Dinitrophenol	800	16000	U	14000	U	1200	U	33000	U	330000	U	5900	U	12000	U	1100	U
4-Nitrophenol	800	16000	U	14000	U	1200	U	33000	U	330000	U	5900	U	12000	U	1100	U
Dibenzofuran	330	6700	U	3400	J	500	U	14000	U	140000	U	1400	J	1300	JD	140	J
2,4-Dinitrotoluene	330	6700	U	5700	U	500	U	14000	U	140000	U	2400	U	4900	U	460	U
Diethylphthalate	330	6700	U	5700	U	500	U	14000	U	140000	U	2400	U	4900	U	460	U
4-Chlorophenyl-phenylether	330	6700	U	5700	U	500	U	14000	U	140000	U	2400	U	4900	U	460	U
Fluorene	330	6400	J	9700		500	U	2100	J	140000	U	2000	J	1800	JD	300	J
4-Nitroaniline	800	16000	U	14000	U	1200	U	33000	U	330000	U	5900	U	12000	U	1100	U
4,6-Dinitro-2-methylphenol	800	16000	U	14000	U	1200	U	33000	U	330000	U	5900	U	12000	U	1100	U
N-Nitrosodiphenylamine	330	6700	U	5700	U	500	U	14000	U	140000	U	2400	U	4900	U	460	U
4-Bromophenyl-phenylether	330	6700	U	5700	U	500	U	14000	U	140000	U	2400	U	4900	U	460	U
Hexachlorobenzene	330	6700	U	5700	U	500	U	14000	U	140000	U	2400	U	4900	U	460	U
Pentachlorophenol	800	16000	U	14000	U	1200	U	33000	U	330000	U	5900	U	12000	U	1100	U
Phenanthrene	330	24000		29000		600		6000	J	140000	U	19000		22000	D	1800	
Anthracene	330	3900	J	4600	J	500	U	14000	U	140000	U	4800		4400	JD	320	J
Carbazole	330	1400	J	1300	J	500	U	14000	U	140000	U	1800	J	1700	JD	93	J
Di-n-butylphthalate	330	6700	U	5700	U	500	U	14000	U	140000	U	2400	U	4900	U	460	U
Fluoranthene	330	19000		14000		1000		14000	U	140000	U	23000	E	30000	D	2400	
Pyrene	330	22000		18000		870		3700	J	140000	U	25000	E	27000	D	1300	
Butylbenzylphthalate	330	6700	U	5700	U	500	U	14000	U	140000	U	2400	U	4900	U	460	U
3,3'-Dichlorobenzidine	330	6700	U	5700	U	500	U	14000	U	140000	U	2400	U	4900	U	460	U
Benzo(a)Anthracene	330	12000		9200		180	J	14000	U	140000	U	16000		16000	D	1400	
Chrysene	330	16000		12000		730		3700	J	140000	U	17000		18000	D	1400	
bis(2-Ethylhexyl)phthalate	330	1700	J	2000	J	500	U	5100	J	140000	U	310	J	4900	U	400	JB
Di-n-octylphthalate	330	6700	U	5700	U	500	U	14000	U	140000	U	2400	U	4900	U	460	U
Benzo(b)Fluoranthene	330	11000		8300		400	J	14000	U	140000	U	15000		13000	D	1000	
Benzo(k)Fluoranthene	330	10000		6500		330	J	14000	U	140000	U	7400		9000	D	680	
Benzo(a)Pyrene	330	10000		7600		120	J	14000	U	140000	U	10000		10000	D	170	J
Indeno(1,2,3-c,d)Pyrene	330	6500	J	5000	J	170	J	14000	U	140000	U	5200		7800	D	170	J
Dibenz(a,h)Anthracene	330	6700	U	5700	U	500	U	14000	U	140000	U	2000	J	2900	JD	460	U
Benzo(g,h,i)perylene	330	5900	J	5000	J	140	J	14000	U	140000	U	4400		7700	D	460	U

Dilution Factor:	10.0	10.0	1.00	20.0	200	5.00	10.0	1.00
Percent Solids:	50	58	67	48	48	68	73	73
Sample Volume\Weight (ml\g):	30.0	30.0	30.0	30.0	30.0	30.0	30.0	30.0
Associated Method Blank:	R1342.D	R1342.D	R1342.D	R1342.D	R1342.D	R1342.D	R1342.D	Q1728.D
Associated Equipment Blank:	HFQ5XX6XXX94XX	HFQ5XX6XXX94XX	HFQ5XX6XXX94XX	HFQ5XX6XXX94XX	HFQ5XX6XXX94XX	HFQ5XX6XXX94XX	HFQ5XX6XXX94XX	HFQ5XX6XXX94XX
Associated Field Blank:	-	-	-	-	-	-	-	-

Site: SUMP SEDIMENTS
 U: not detected B: blank contamination D: diluted result
 J: estimated E: exceeds calibration range

Table 2
Validation / Summary Table

	CD-101 DUP	CD-101	CD-102	CD-103	CD-104	CD-105	CD-106	CD-107
LOCATION:	CD-101 DUP	CD-101	CD-102	CD-103	CD-104	CD-105	CD-106	CD-107
ISIS ID:	HFC101XXX94XD	HFC101XXX94XX	HFC102XXX94XX	HFC103XXX94XX	HFC104XXX94XX	HFC105XXX94XX	HFC106XXX94XX	HFC107XXX94XX
LAB NUMBER:	2227904	2227901	2227905	2227906	2227907	2228901	2228902	2228903
DATE SAMPLED:	10/12/94	10/12/94	10/12/94	10/12/94	10/12/94	10/13/94	10/13/94	10/13/94
DATE EXTRACTED:	10/17/94	10/17/94	10/17/94	10/17/94	10/17/94	10/19/94	10/28/94	10/19/94
DATE ANALYZED:	11/18/94	11/18/94	11/18/94	11/18/94	11/18/94	11/24/94	11/24/94	11/24/94

ANALYTE	SOW-3/90 - II	CRQL									
Phenol		330	3800 J	3300 J	500 U	14000 UJ	2400 U	460 UJ	440 UJ	620 UJ	
bis(2-Chloroethyl)ether		330	6700 UJ	5700 U	500 U	14000 UJ	2400 U	460 UJ	440 UJ	620 UJ	
2-Chlorophenol		330	6700 UJ	5700 U	500 U	14000 UJ	2400 U	460 UJ	440 UJ	620 UJ	
1,3-Dichlorobenzene		330	6700 UJ	5700 U	500 U	14000 UJ	2400 U	460 UJ	440 UJ	620 UJ	
1,4-Dichlorobenzene		330	6700 UJ	5700 UJ	500 U	14000 UJ	2400 U	460 UJ	440 UJ	620 UJ	
1,2-Dichlorobenzene		330	6700 UJ	5700 U	500 U	14000 UJ	2400 U	460 UJ	440 UJ	620 UJ	
2-Methylphenol		330	6700 UJ	5700 U	500 U	14000 UJ	2400 U	460 UJ	440 UJ	620 UJ	
2,2'-oxybis(1-Chloropropane)		330	6700 UJ	5700 U	500 U	14000 UJ	2400 U	460 UJ	440 UJ	620 UJ	
4-Methylphenol		330	5300 J	5000 J	500 U	14000 UJ	2400 U	460 UJ	440 UJ	620 UJ	
N-Nitroso-di-n-propylamine		330	6700 UJ	5700 UJ	500 U	14000 UJ	2400 U	460 UJ	440 UJ	620 UJ	
Hexachloroethane		330	6700 UJ	5700 U	500 U	14000 UJ	2400 U	460 UJ	440 UJ	620 UJ	
Nitrobenzene		330	6700 UJ	5700 U	500 U	14000 UJ	2400 U	460 UJ	440 UJ	620 UJ	
Isophorone		330	6700 UJ	5700 U	500 U	14000 UJ	2400 U	460 UJ	440 UJ	620 UJ	
2-Nitrophenol		330	6700 UJ	5700 U	500 U	14000 UJ	2400 U	460 UJ	440 UJ	620 UJ	
2,4-Dimethylphenol		330	6700 UJ	5700 U	500 U	14000 UJ	2400 U	460 UJ	440 UJ	620 UJ	
bis(2-Chloroethoxy)methane		330	6700 UJ	5700 U	500 U	14000 UJ	2400 U	460 UJ	440 UJ	620 UJ	
2,4-Dichlorophenol		330	6700 UJ	5700 U	500 U	14000 UJ	2400 U	460 UJ	440 UJ	620 UJ	
1,2,4-Trichlorobenzene		330	6700 UJ	5700 UJ	500 U	14000 UJ	2400 U	460 UJ	440 UJ	620 UJ	
Naphthalene		330	6700 UJ	11000 U	500 U	14000 UJ	2400 U	100 J	140 J	620 UJ	
4-Chloroaniline		330	6700 UJ	5700 U	500 U	14000 UJ	2400 U	460 UJ	440 UJ	620 UJ	
Hexachlorobutadiene		330	6700 UJ	5700 U	500 U	14000 UJ	2400 U	460 UJ	440 UJ	620 UJ	
4-Chloro-3-Methylphenol		330	6700 UJ	5700 UJ	500 U	14000 UJ	2400 U	460 UJ	440 UJ	620 UJ	
2-Methylnaphthalene		330	17000 J	42000 J	500 U	3000 J	2400 U	110 J	49 J	320 J	
Hexachlorocyclopentadiene		330	R	R	R	R	R	R	R	R	
2,4,6-Trichlorophenol		330	6700 UJ	5700 U	500 U	14000 UJ	2400 U	460 UJ	440 UJ	620 UJ	
2,4,5-Trichlorophenol		800	16000 UJ	14000 U	1200 U	33000 UJ	5900 U	1100 UJ	1100 UJ	1500 UJ	
2-Chloronaphthalene		330	6700 UJ	5700 U	500 U	14000 UJ	2400 U	460 UJ	440 UJ	620 UJ	
2-Nitroaniline		800	16000 UJ	14000 U	1200 U	33000 UJ	5900 U	1100 UJ	1100 UJ	1500 UJ	
Dimethylphthalate		330	6700 UJ	5700 U	500 U	14000 UJ	2400 U	460 UJ	440 UJ	620 UJ	
Acenaphthylene		330	1800	2600 J	500 U	14000 UJ	3100	180 J	48 J	620 UJ	
2,6-Dinitrotoluene		330	6700 UJ	5700 U	500 U	14000 UJ	2400 U	460 UJ	440 UJ	620 UJ	

Site: SUMP SEDIMENTS

U: not detected R: unusable

J: estimated

Table 2
Validation / Summary Table

LOCATION:	CD-101 DUP	CD-101	CD-102	CD-103	CD-104	CD-105	CD-106	CD-107
ISIS ID:	HFCD101XXX94XD	HFCD101XXX94XX	HFCD102XXX94XX	HFCD103XXX94XX	HFCD104XXX94XX	HFCD105XXX94XX	HFCD106XXX94XX	HFCD107XXX94XX
LAB NUMBER:	2227904	2227901	2227905	2227906	2227907	2228901	2228902	2228903
DATE SAMPLED:	10/12/94	10/12/94	10/12/94	10/12/94	10/12/94	10/13/94	10/13/94	10/13/94
DATE EXTRACTED:	10/17/94	10/17/94	10/17/94	10/17/94	10/17/94	10/19/94	10/28/94	10/19/94
DATE ANALYZED:	11/18/94	11/18/94	11/18/94	11/18/94	11/18/94	11/24/94	11/24/94	11/24/94

ANALYTE	SOW-3/90 - II	CRQL	CD-101	CD-102	CD-103	CD-104	CD-105	CD-106	CD-107
3-Nitroaniline	800	16000 UJ	14000 U	1200 U	33000 UJ	5900 U	1100 UJ	1100 UJ	1500 UJ
Acenaphthene	330	5600 J	9300 J	500 U	14000 UJ	1000 J	120 J	180 J	130 J
2,4-Dinitrophenol	800	16000 UJ	14000 U	1200 U	33000 UJ	5900 U	1100 UJ	1100 UJ	1500 UJ
4-Nitrophenol	800	16000 UJ	14000 U	1200 U	33000 UJ	5900 U	1100 UJ	1100 UJ	1500 UJ
Dibenzofuran	330	6700 UJ	3400 J	500 U	14000 UJ	1400 J	140 J	140 J	77 J
2,4-Dinitrotoluene	330	6700 UJ	5700 U	500 U	14000 UJ	2400 U	460 UJ	440 UJ	620 UJ
Diethylphthalate	330	6700 UJ	5700 U	500 U	14000 UJ	2400 U	460 UJ	440 UJ	620 UJ
4-Chlorophenyl-phenylether	330	6700 UJ	5700 U	500 U	14000 UJ	2400 U	460 UJ	440 UJ	620 UJ
Fluorene	330	6400 J	9700 U	500 U	2100 J	2000 J	300 J	200 J	300 J
4-Nitroaniline	800	16000 UJ	14000 U	1200 U	33000 UJ	5900 U	1100 UJ	1100 UJ	1500 UJ
4,6-Dinitro-2-methylphenol	800	16000 UJ	14000 U	1200 U	33000 UJ	5900 U	1100 UJ	1100 UJ	1500 UJ
N-Nitrosodiphenylamine	330	6700 UJ	5700 U	500 U	14000 UJ	2400 U	460 UJ	440 UJ	220 J
4-Bromophenyl-phenylether	330	6700 UJ	5700 U	500 U	14000 UJ	2400 U	460 UJ	440 UJ	620 UJ
Hexachlorobenzene	330	6700 UJ	5700 U	500 U	14000 UJ	2400 U	460 UJ	440 UJ	620 UJ
Pentachlorophenol	800	16000 UJ	14000 U	1200 U	33000 UJ	5900 U	1100 UJ	1100 UJ	1500 UJ
Phenanthrene	330	24000 J	29000 J	600 J	6000 J	19000 J	1800 J	1600 J	830 J
Anthracene	330	3900 J	4600 J	500 U	14000 UJ	4800 J	320 J	320 J	95 J
Carbazole	330	1400 J	1300 J	500 U	14000 U	1800 J	93 J	150 J	620 UJ
Di-n-butylphthalate	330	6700 UJ	5700 U	500 U	14000 UJ	2400 U	460 UJ	440 UJ	620 UJ
Fluoranthene	330	19000 J	14000 J	1000 J	14000 UJ	30000 J	2400 J	2000 J	310 J
Pyrene	330	22000 J	18000 J	870 J	3700 J	27000 J	1300 J	1800 J	260 J
Butylbenzylphthalate	330	6700 UJ	5700 U	500 U	14000 UJ	2400 U	460 UJ	440 UJ	620 UJ
3,3'-Dichlorobenzidine	330	6700 UJ	5700 U	500 U	14000 UJ	2400 U	460 UJ	440 UJ	620 UJ
Benzo(a)Anthracene	330	12000 J	9200 J	180 J	14000 UJ	16000 J	1400 J	940 J	170 J
Chrysene	330	16000 J	12000 J	730 J	3700 J	17000 J	1400 J	990 J	260 J
bis(2-Ethylhexyl)phthalate	330	6700 UJ	5700 U	500 U	14000 UJ	2400 U	460 UJ	440 UJ	620 UJ
Di-n-octylphthalate	330	6700 UJ	5700 U	500 U	14000 UJ	2400 U	460 UJ	440 UJ	620 UJ
Benzo(b)Fluoranthene	330	11000 J	8300 J	400 J	14000 UJ	15000 J	1000 J	600 J	110 J
Benzo(k)Fluoranthene	330	10000 J	6500 J	330 J	14000 UJ	7400 J	680 J	480 J	110 J
Benzo(a)Pyrene	330	10000 J	7600 J	120 J	14000 UJ	10000 J	170 J	560 J	620 UJ
Indeno(1,2,3-c,d)Pyrene	330	6500 J	5000 J	170 J	14000 UJ	5200 J	170 J	220 J	620 UJ
Dibenz(a,h)Anthracene	330	6700 UJ	5700 U	500 U	14000 UJ	2000 J	460 UJ	67 J	620 UJ
Benzo(g,h,i)perylene	330	5900 J	5000 J	140 J	14000 UJ	4400 J	460 UJ	200 J	620 UJ

Dilution Factor:	10.0	10.0	1.00	20.0	5.00	1.00	1.00	1.00	1.00
Percent Solids:	50	58	67	48	68	73	75	54	54
Sample Volume\Weight (ml\g):	30.0	30.0	30.0	30.0	30.0	30.0	30.0	30.0	30.0

Associated Method Blank:	R1342.D	R1342.D	R1342.D	R1342.D	R1342.D	Q1728.D	Q1745.D	Q1728.D
Associated Equipment Blank:	HFQ5XX6XXX94XX	HFQ5XX6XXX94XX	HFQ5XX6XXX94XX	HFQ5XX6XXX94XX	HFQ5XX6XXX94XX	HFQ5XX6XXX94XX	HFQ5XX6XXX94XX	HFQ5XX6XXX94XX
Associated Field Blank:	-	-	-	-	-	-	-	-

Site: SUMP SEDIMENTS
 U: not detected R: unusable
 J: estimated

Table 1
Laboratory Report of Analysis

LOCATION:	CD-106	CD-107	CD-108	CD-109	CD-109
ISIS ID:	HFCD106XXX94XX	HFCD107XXX94XX	HFCD108XXX94XX	HFCD109XXX94XX	HFCD109XXX94XX
LAB NUMBER:	2228902	2228903	2228904	2226506	2226506 D
DATE SAMPLED:	10/13/94	10/13/94	10/13/94	10/11/94	10/11/94
DATE EXTRACTED:	10/28/94	10/19/94	10/19/94	10/14/94	10/14/94
DATE ANALYZED:	11/24/94	11/24/94	11/24/94	11/09/94	11/15/94

ANALYTE	SOW-3/90 - II	CRQL									
Phenol	330	440	U	620	U	500	U	2200	U	22000	U
bis(2-Chloroethyl)ether	330	440	U	620	U	500	U	2200	U	22000	U
2-Chlorophenol	330	440	U	620	U	500	U	2200	U	22000	U
1,3-Dichlorobenzene	330	440	U	620	U	500	U	2200	U	22000	U
1,4-Dichlorobenzene	330	440	U	620	U	500	U	2200	U	22000	U
1,2-Dichlorobenzene	330	440	U	620	U	500	U	2200	U	22000	U
2-Methylphenol	330	440	U	620	U	500	U	2200	U	22000	U
2,2'-oxybis(1-Chloropropane)	330	440	U	620	U	500	U	2200	U	22000	U
4-Methylphenol	330	440	U	620	U	500	U	2200	U	22000	U
N-Nitroso-di-n-propylamine	330	440	U	620	U	500	U	2200	U	22000	U
Hexachloroethane	330	440	U	620	U	500	U	2200	U	22000	U
Nitrobenzene	330	440	U	620	U	500	U	2200	U	22000	U
Isophorone	330	440	U	620	U	500	U	2200	U	22000	U
2-Nitrophenol	330	440	U	620	U	500	U	2200	U	22000	U
2,4-Dimethylphenol	330	440	U	620	U	500	U	2200	U	22000	U
bis(2-Chloroethoxy)methane	330	440	U	620	U	500	U	2200	U	22000	U
2,4-Dichlorophenol	330	440	U	620	U	500	U	2200	U	22000	U
1,2,4-Trichlorobenzene	330	440	U	620	U	500	U	14000		9200	JD
Naphthalene	330	140	J	620	U	500	U	2200	U	22000	U
4-Chloroaniline	330	440	U	620	U	500	U	2200	U	22000	U
Hexachlorobutadiene	330	440	U	620	U	500	U	2200	U	22000	U
4-Chloro-3-Methylphenol	330	440	U	620	U	500	U	2200	U	22000	U
2-Methylnaphthalene	330	49	J	320	J	500	U	2200	U	22000	U
Hexachlorocyclopentadiene	330	440	U	620	U	500	U	2200	U	22000	U
2,4,6-Trichlorophenol	330	440	U	620	U	500	U	2200	U	22000	U
2,4,5-Trichlorophenol	800	1100	U	1500	U	1200	U	5300	U	53000	U
2-Chloronaphthalene	330	440	U	620	U	500	U	2200	U	22000	U
2-Nitroaniline	800	1100	U	1500	U	1200	U	5300	U	53000	U
Dimethylphthalate	330	440	U	620	U	500	U	1200	J	22000	U
Acenaphthylene	330	48	J	620	U	500	U	2200	U	22000	U
2,6-Dinitrotoluene	330	440	U	620	U	500	U	2200	U	22000	U

Site: SUMP SEDIMENTS

U: not detected B: blank contamination D: diluted result
J: estimated E: exceeds calibration range

Table 1
Laboratory Report of Analysis

LOCATION:	CD-106	CD-107	CD-108	CD-109	CD-109
ISIS ID:	HFCD106XXX94XX	HFCD107XXX94XX	HFCD108XXX94XX	HFCD109XXX94XX	HFCD109XXX94XX
LAB NUMBER:	2228902	2228903	2228904	2226506	2226506 D
DATE SAMPLED:	10/13/94	10/13/94	10/13/94	10/11/94	10/11/94
DATE EXTRACTED:	10/28/94	10/19/94	10/19/94	10/14/94	10/14/94
DATE ANALYZED:	11/24/94	11/24/94	11/24/94	11/09/94	11/15/94

ANALYTE	SOW-3/90 - II	CRQL									
3-Nitroaniline	800	1100	U	1500	U	1200	U	5300	U	53000	U
Acenaphthene	330	180	J	130	J	500	U	2200	U	22000	U
2,4-Dinitrophenol	800	1100	U	1500	U	1200	U	5300	U	53000	U
4-Nitrophenol	800	1100	U	1500	U	1200	U	5300	U	53000	U
Dibenzofuran	330	140	J	77	J	500	U	2200	U	22000	U
2,4-Dinitrotoluene	330	440	U	620	U	500	U	2200	U	22000	U
Diethylphthalate	330	440	U	620	U	500	U	2200	U	22000	U
4-Chlorophenyl-phenylether	330	440	U	620	U	500	U	2200	U	22000	U
Fluorene	330	200	J	300	J	500	U	2200	U	22000	U
4-Nitroaniline	800	1100	U	1500	U	1200	U	5300	U	53000	U
4,6-Dinitro-2-methylphenol	800	1100	U	1500	U	1200	U	5300	U	53000	U
N-Nitrosodiphenylamine	330	440	U	220	J	500	U	2200	U	22000	U
4-Bromophenyl-phenylether	330	440	U	620	U	500	U	2200	U	22000	U
Hexachlorobenzene	330	440	U	620	U	500	U	2200	U	22000	U
Pentachlorophenol	800	1100	U	1500	U	1200	U	5300	U	53000	U
Phenanthrene	330	1600		830		500	U	2200	U	22000	U
Anthracene	330	320	J	95	J	500	U	2200	U	22000	U
Carbazole	330	150	J	620	U	500	U	2200	U	22000	U
Di-n-butylphthalate	330	440	U	620	U	500	U	2200	U	22000	U
Fluoranthene	330	2000		310	J	65	J	2200	U	22000	U
Pyrene	330	1800		260	J	500	U	2200	U	22000	U
Butylbenzylphthalate	330	440	U	620	U	500	U	2200	U	22000	U
3,3'-Dichlorobenzidine	330	440	U	620	U	500	U	2200	U	22000	U
Benzo(a)Anthracene	330	940		170	J	500	U	2200	U	22000	U
Chrysene	330	990		260	J	51	J	1800	J	22000	U
bis(2-Ethylhexyl)phthalate	330	84	J	87	JB	500	U	32000	EB	22000	U
Di-n-octylphthalate	330	440	U	620	U	500	U	2200	U	22000	U
Benzo(b)Fluoranthene	330	600		110	J	500	U	2200	U	22000	U
Benzo(k)Fluoranthene	330	480		110	J	500	U	2200	U	22000	U
Benzo(a)Pyrene	330	560		620	U	500	U	2200	U	22000	U
Indeno(1,2,3-c,d)Pyrene	330	220	J	620	U	500	U	2200	U	22000	U
Dibenz(a,h)Anthracene	330	67	J	620	U	500	U	2200	U	22000	U
Benzo(g,h,i)perylene	330	200	J	620	U	500	U	2200	U	22000	U

Dilution Factor:	1.00	1.00	1.00	5.00	50.0
Percent Solids:	75	54	66	76	76
Sample Volume\Weight (ml\g):	30.0	30.0	30.0	30.0	30.0

Associated Method Blank:	Q1745.D	Q1728.D	Q1728.D	S1316.D	S1316.D
Associated Equipment Blank:	HFQ5XX6XXX94XX	HFQ5XX6XXX94XX	HFQ5XX6XXX94XX	HFQ5XX6XXX94XX	HFQ5XX6XXX94XX
Associated Field Blank:	-	-	-	-	-

Site: SUMP SEDIMENTS

U: not detected B: blank contamination D: diluted result
J: estimated E: exceeds calibration range

Table 2
Validation / Summary Table

LOCATION:	CD-108	CD-109
ISIS ID:	HFGD108XXX94XX	HFGD109XXX94XX
LAB NUMBER:	2228904	2226506 D
DATE SAMPLED:	10/13/94	10/11/94
DATE EXTRACTED:	10/19/94	10/14/94
DATE ANALYZED:	11/24/94	11/15/94

ANALYTE	SOW-3/90 - II	CRQL			
Phenol	330	500	UJ	22000	U
bis(2-Chloroethyl)ether	330	500	UJ	22000	U
2-Chlorophenol	330	500	UJ	22000	U
1,3-Dichlorobenzene	330	500	UJ	22000	U
1,4-Dichlorobenzene	330	500	UJ	22000	U
1,2-Dichlorobenzene	330	500	UJ	22000	U
2-Methylphenol	330	500	UJ	22000	U
2,2'-oxybis(1-Chloropropane)	330	500	UJ	22000	U
4-Methylphenol	330	500	UJ	22000	U
N-Nitroso-di-n-propylamine	330	500	UJ	22000	U
Hexachloroethane	330	500	UJ	22000	U
Nitrobenzene	330	500	UJ	22000	U
Isophorone	330	500	UJ	22000	U
2-Nitrophenol	330	500	UJ	22000	U
2,4-Dimethylphenol	330	500	UJ	22000	U
bis(2-Chloroethoxy)methane	330	500	UJ	22000	U
2,4-Dichlorophenol	330	500	UJ	22000	U
1,2,4-Trichlorobenzene	330	500	UJ	9200	J
Naphthalene	330	500	UJ	22000	U
4-Chloroaniline	330	500	UJ	22000	U
Hexachlorobutadiene	330	500	UJ	22000	U
4-Chloro-3-Methylphenol	330	500	UJ	22000	U
2-Methylnaphthalene	330	500	UJ	22000	U
Hexachlorocyclopentadiene	330		R	22000	U
2,4,6-Trichlorophenol	330	500	UJ	22000	U
2,4,5-Trichlorophenol	800	1200	UJ	53000	U
2-Chloronaphthalene	330	500	UJ	22000	U
2-Nitroaniline	800	1200	UJ	53000	U
Dimethylphthalate	330	500	UJ	1200	J
Acenaphthylene	330	500	UJ	22000	U
2,6-Dinitrotoluene	330	500	UJ	22000	U

Site: SUMP SEDIMENTS

U: not detected R: unusable

J: estimated

Table 2
Validation / Summary Table

LOCATION:	CD-108	CD-109
ISIS ID:	HFCD108XXX94XX	HFCD109XXX94XX
LAB NUMBER:	2228904	2226506 D
DATE SAMPLED:	10/13/94	10/11/94
DATE EXTRACTED:	10/19/94	10/14/94
DATE ANALYZED:	11/24/94	11/15/94

ANALYTE	SOW-3/90 - II	CRQL				
3-Nitroaniline	800	1200	UJ	53000	U	
Acenaphthene	330	500	UJ	22000	U	
2,4-Dinitrophenol	800	1200	UJ	53000	U	
4-Nitrophenol	800	1200	UJ	53000	U	
Dibenzofuran	330	500	UJ	22000	U	
2,4-Dinitrotoluene	330	500	UJ	22000	U	
Diethylphthalate	330	500	UJ	22000	U	
4-Chlorophenyl-phenylether	330	500	UJ	22000	U	
Fluorene	330	500	UJ	22000	U	
4-Nitroaniline	800	1200	UJ	53000	U	
4,6-Dinitro-2-methylphenol	800	1200	UJ	53000	U	
N-Nitrosodiphenylamine	330	500	UJ	22000	U	
4-Bromophenyl-phenylether	330	500	UJ	22000	U	
Hexachlorobenzene	330	500	UJ	22000	U	
Pentachlorophenol	800	1200	UJ	53000	U	
Phenanthrene	330	500	UJ	22000	U	
Anthracene	330	500	UJ	22000	U	
Carbazole	330	500	UJ	22000	U	
Di-n-butylphthalate	330	500	UJ	22000	U	
Fluoranthene	330	65	J	22000	U	
Pyrene	330	500	UJ		R	
Butylbenzylphthalate	330	500	UJ		R	
3,3'-Dichlorobenzidine	330	500	UJ		R	
Benzo(a)Anthracene	330	500	UJ		R	
Chrysene	330	51	J	1800	J	
bis(2-Ethylhexyl)phthalate	330	500	UJ		R	
Di-n-octylphthalate	330	500	UJ		R	
Benzo(b)Fluoranthene	330	500	UJ		R	
Benzo(k)Fluoranthene	330	500	UJ		R	
Benzo(a)Pyrene	330	500	UJ		R	
Indeno(1,2,3-c,d)Pyrene	330	500	UJ		R	
Dibenz(a,h)Anthracene	330	500	UJ		R	
Benzo(g,h,i)perylene	330	500	UJ		R	

Dilution Factor:	1.00	50.0
Percent Solids:	66	76
Sample Volume\Weight (ml\g):	30.0	30.0

Associated Method Blank:	Q1728.D	S1316.D
Associated Equipment Blank:	HFQXXX6XXX94XX	HFQXXX6XXX94XX
Associated Field Blank:		

Site: SUMP SEDIMENTS
 U: not detected R: unusable
 J: estimated

Table 2
Validation / Summary Table

ANALYTE	SOW-3/90 - 11	CRQL	CD-102	CD-104	CD-105	CD-106	CD-107	CD-108	CD-109
LOCATION:	CD-102		CD-104	CD-105	CD-106	CD-107	CD-108	CD-109	
ISIS ID:	HFCD102XXX94XX		HFCD104XXX94XX	HFCD105XXX94XX	HFCD106XXX94XX	HFCD107XXX94XX	HFCD108XXX94XX	HFCD109XXX94XX	
LAB NUMBER:	2227905		2227907	2228901	2228902	2228903	2228904	2226506 R	
DATE SAMPLED:	10/12/94		10/12/94	10/13/94	10/13/94	10/13/94	10/13/94	10/11/94	
DATE ANALYZED:	10/19/94		10/19/94	10/20/94	10/20/94	10/20/94	10/20/94	10/17/94	
-----	-----	-----	-----	-----	-----	-----	-----	-----	-----
Chloromethane	10		15 U	15 U	14 U	13 U	18 U	15 U	13 UJ
Bromomethane	10		15 U	15 U	14 U	13 U	18 U	15 U	13 UJ
Vinyl Chloride	10		15 U	15 U	14 U	13 U	18 U	15 U	13 UJ
Chloroethane	10		15 UJ	15 UJ	14 U	13 U	18 U	15 U	13 UJ
Methylene Chloride	10		15 UJ	15 UJ	14 UJ	13 UJ	18 UJ	15 UJ	66 UJ
Acetone	10		15 U	15 UJ	14 UJ	13 UJ	18 UJ	15 UJ	22 UJ
Carbon Disulfide	10		15 U	15 U	14 U	13 U	18 U	15 U	13 UJ
1,1-Dichloroethene	10		15 U	15 U	14 U	13 U	18 U	15 U	13 UJ
1,1-Dichloroethane	10		15 U	15 U	14 U	13 U	18 U	15 U	13 UJ
1,2-Dichloroethene (total)	10		15 U	15 U	14 U	13 U	18 U	15 U	13 UJ
Chloroform	10		15 U	15 U	14 U	13 U	18 U	15 U	13 UJ
1,2-Dichloroethane	10		15 U	15 U	14 U	13 U	18 U	15 U	13 UJ
2-Butanone	10		15 U	15 U	14 U	13 U	18 U	15 U	13 UJ
1,1,1-Trichloroethane	10		15 U	15 U	14 U	13 U	18 U	15 U	13 UJ
Carbon Tetrachloride	10		15 U	15 U	14 U	13 U	18 U	15 U	13 UJ
Bromodichloromethane	10		15 U	15 U	14 U	13 U	18 U	15 U	13 UJ
1,2-Dichloropropane	10		15 U	15 U	14 U	13 U	18 U	15 U	13 UJ
cis-1,3-Dichloropropene	10		15 U	15 U	14 U	13 U	18 U	15 U	13 UJ
Trichloroethene	10		15 U	15 U	14 U	13 U	18 U	15 U	13 UJ
Dibromochloromethane	10		15 U	15 U	14 U	13 U	18 U	15 U	13 UJ
1,1,2-Trichloroethane	10		15 U	15 U	14 U	13 U	18 U	15 U	13 UJ
Benzene	10		15 U	15 U	14 U	13 U	18 U	15 U	13 UJ
trans-1,3-Dichloropropene	10		15 U	15 U	14 U	13 U	18 U	15 U	13 UJ
Bromoform	10		15 U	15 U	14 U	13 U	18 U	15 U	13 UJ
4-Methyl-2-Pentanone	10		15 U	15 U	14 U	13 U	18 U	15 U	13 UJ
2-Hexanone	10		15 U	15 U	14 U	13 U	18 U	15 U	13 UJ
Tetrachloroethene	10		15 U	15 U	14 U	13 U	18 U	15 U	13 UJ
1,1,2,2-Tetrachloroethane	10		15 U	15 U	14 U	13 U	18 U	15 U	13 UJ
Toluene	10		15 U	15 U	14 U	13 U	18 U	15 U	3 J
Chlorobenzene	10		15 U	15 U	14 U	13 U	18 U	15 U	13 UJ
Ethylbenzene	10		15 U	15 U	4 J	13 U	18 U	15 U	13 UJ
Styrene	10		15 U	15 U	14 U	13 U	18 U	15 U	13 UJ
Total Xylenes	10		15 U	15 U	14 U	13 U	18 U	15 U	13 UJ
-----	-----	-----	-----	-----	-----	-----	-----	-----	-----
Dilution Factor:	1.00		1.00	1.00	1.00	1.00	1.00	1.00	1.00
Percent Solids:	67		68	73	75	54	66	76	
Sample Volume\Weight (ml\g):	5.00		5.00	5.00	5.00	5.00	5.00	5.00	
Associated Method Blank:	P1296.D		P1296.D	D0828.D	D0828.D	D0828.D	D0828.D	P1240.D	
Associated Equipment Blank:	HFQ5XX6XXX94XX		HFQ5XX6XXX94XX	HFQ5XX6XXX94XX	HFQ5XX6XXX94XX	HFQ5XX6XXX94XX	HFQ5XX6XXX94XX	HFQ5XX6XXX94XX	
Associated Field Blank:	-		-	-	-	-	-	-	
Associated Trip Blank:	-		-	-	-	-	-	-	

Site: SUMP SEDIMENTS

U: not detected

J: estimated

Table 1
Laboratory Report of Analysis

LOCATION:	CD-101 DUP	CD-101	CD-103
ISIS ID:	HFCD101XXX94XD	HFCD101XXX94XX	HFCD103XXX94XX
LAB NUMBER:	2227904	2227901	2227906
DATE SAMPLED:	10/12/94	10/12/94	10/12/94
DATE ANALYZED:	10/20/94	10/20/94	10/20/94

ANALYTE	SOW-3/90 - II	CRQL			
Chloromethane	1200	2400	U	2100	U
Bromomethane	1200	2400	U	2100	U
Vinyl Chloride	1200	2400	U	2100	U
Chloroethane	1200	2400	U	2100	U
Methylene Chloride	1200	6100	B	5600	B
Acetone	1200	2400	U	2100	U
Carbon Disulfide	1200	2400	U	2100	U
1,1-Dichloroethene	1200	2400	U	2100	U
1,1-Dichloroethane	1200	2400	U	2100	U
1,2-Dichloroethene (total)	1200	2400	U	2100	U
Chloroform	1200	2400	U	2100	U
1,2-Dichloroethane	1200	2400	U	2100	U
2-Butanone	1200	2400	U	2100	U
1,1,1-Trichloroethane	1200	2400	U	2100	U
Carbon Tetrachloride	1200	2400	U	2100	U
Bromodichloromethane	1200	2400	U	2100	U
1,2-Dichloropropane	1200	2400	U	2100	U
cis-1,3-Dichloropropene	1200	2400	U	2100	U
Trichloroethene	1200	2400	U	2100	U
Dibromochloromethane	1200	2400	U	2100	U
1,1,2-Trichloroethane	1200	2400	U	2100	U
Benzene	1200	2400	U	2100	U
trans-1,3-Dichloropropene	1200	2400	U	2100	U
Bromoform	1200	2400	U	2100	U
4-Methyl-2-Pentanone	1200	2400	U	2100	U
2-Hexanone	1200	2400	U	2100	U
Tetrachloroethene	1200	2400	U	2100	U
1,1,2,2-Tetrachloroethane	1200	2400	U	2100	U
Toluene	1200	2400	U	2100	U
Chlorobenzene	1200	2400	U	2100	U
Ethylbenzene	1200	2400	U	2100	U
Styrene	1200	2400	U	2100	U
Total Xylenes	1200	2400	U	2100	U

Dilution Factor:	1.00	1.00	1.00
Percent Solids:	50	58	48
Sample Volume\Weight (ml\g):	4.00	4.00	4.00

Associated Method Blank:	N9733.D	N9733.D	N9733.D
Associated Equipment Blank:	HFQXXX6XXX94XX	HFQXXX6XXX94XX	HFQXXX6XXX94XX
Associated Field Blank:	-	-	-
Associated Trip Blank:	-	-	-

Site: SUMP SEDIMENTS
U: not detected
B: blank contamination

Table 2
Validation / Summary Table

LOCATION:	CD-101 DUP	CD-101	CD-103
ISIS ID:	HFCD101XXX94XD	HFCD101XXX94XX	HFCD103XXX94XX
LAB NUMBER:	2227904	2227901	2227906
DATE SAMPLED:	10/12/94	10/12/94	10/12/94
DATE ANALYZED:	10/20/94	10/20/94	10/20/94

ANALYTE	SOW-3/90 - 11	CRQL			
Chloromethane	1200	2400	UJ	2100	U 2500 UJ
Bromomethane	1200	2400	UJ	2100	U 2500 UJ
Vinyl Chloride	1200	2400	UJ	2100	U 2500 UJ
Chloroethane	1200	2400	UJ	2100	U 2500 UJ
Methylene Chloride	1200	6100	UJ	5600	U 6400 UJ
Acetone	1200	2400	UJ	2100	U 2500 UJ
Carbon Disulfide	1200	2400	UJ	2100	U 2500 UJ
1,1-Dichloroethene	1200	2400	UJ	2100	U 2500 UJ
1,1-Dichloroethane	1200	2400	UJ	2100	U 2500 UJ
1,2-Dichloroethene (total)	1200	2400	UJ	2100	U 2500 UJ
Chloroform	1200	2400	UJ	2100	U 2500 UJ
1,2-Dichloroethane	1200	2400	UJ	2100	U 2500 UJ
2-Butanone	1200	2400	UJ	2100	U 2500 UJ
1,1,1-Trichloroethane	1200	2400	UJ	2100	U 2500 UJ
Carbon Tetrachloride	1200	2400	UJ	2100	U 2500 UJ
Bromodichloromethane	1200	2400	UJ	2100	U 2500 UJ
1,2-Dichloropropane	1200	2400	UJ	2100	U 2500 UJ
cis-1,3-Dichloropropene	1200	2400	UJ	2100	U 2500 UJ
Trichloroethene	1200	2400	UJ	2100	U 2500 UJ
Dibromochloromethane	1200	2400	UJ	2100	U 2500 UJ
1,1,2-Trichloroethane	1200	2400	UJ	2100	U 2500 UJ
Benzene	1200	2400	UJ	2100	U 2500 UJ
trans-1,3-Dichloropropene	1200	2400	UJ	2100	U 2500 UJ
Bromoform	1200	2400	UJ	2100	U 2500 UJ
4-Methyl-2-Pentanone	1200	2400	UJ	2100	U 2500 UJ
2-Hexanone	1200	2400	UJ	2100	U 2500 UJ
Tetrachloroethene	1200	2400	UJ	2100	U 2500 UJ
1,1,2,2-Tetrachloroethane	1200	2400	UJ	2100	U 2500 UJ
Toluene	1200	2400	UJ	2100	U 2500 UJ
Chlorobenzene	1200	2400	UJ	2100	U 2500 UJ
Ethylbenzene	1200	2400	UJ	2100	U 2500 UJ
Styrene	1200	2400	UJ	2100	U 2500 UJ
Total Xylenes	1200	2400	UJ	2100	U 2500 UJ

Dilution Factor:	1.00	1.00	1.00
Percent Solids:	50	58	48
Sample Volume/Weight (ml/g):	4.00	4.00	4.00

Associated Method Blank:	N9733.D	N9733.D	N9733.D
Associated Equipment Blank:	HFQ5XX6XXX94XX	HFQ5XX6XXX94XX	HFQ5XX6XXX94XX
Associated Field Blank:	-	-	-
Associated Trip Blank:	-	-	-

Site: SUMP SEDIMENTS

U: not detected

J: estimated

Table 1
Laboratory Report of Analysis

LOCATION:	CD-101 DUP	CD-101	CD-102	CD-103	CD-103	CD-104	CD-104	CD-105
ISIS ID:	HFCD101XXX94XD	HFCD101XXX94XX	HFCD102XXX94XX	HFCD103XXX94XX	HFCD103XXX94XX	HFCD104XXX94XX	HFCD104XXX94XX	HFCD105XXX94XX
LAB NUMBER:	2227904	2227901	2227905	2227906	2227906 D	2227907	2227907 D	2228901
DATE SAMPLED:	10/12/94	10/12/94	10/12/94	10/12/94	10/12/94	10/12/94	10/12/94	10/13/94
DATE EXTRACTED:	10/17/94	10/17/94	10/17/94	10/17/94	10/17/94	10/17/94	10/17/94	10/19/94
DATE ANALYZED:	11/18/94	11/18/94	11/18/94	11/18/94	11/18/94	11/18/94	11/19/94	11/24/94

ANALYTE	SOW-3/90 - II	CRQL	CD-101 DUP	CD-101	CD-102	CD-103	CD-103	CD-104	CD-104	CD-105
Phenol	330	330	3800 J	3300 J	500 U	14000 U	140000 U	2400 U	4900 U	460 U
bis(2-Chloroethyl)ether	330	330	6700 U	5700 U	500 U	14000 U	140000 U	2400 U	4900 U	460 U
2-Chlorophenol	330	330	6700 U	5700 U	500 U	14000 U	140000 U	2400 U	4900 U	460 U
1,3-Dichlorobenzene	330	330	6700 U	5700 U	500 U	14000 U	140000 U	2400 U	4900 U	460 U
1,4-Dichlorobenzene	330	330	6700 U	5700 U	500 U	14000 U	140000 U	2400 U	4900 U	460 U
1,2-Dichlorobenzene	330	330	6700 U	5700 U	500 U	14000 U	140000 U	2400 U	4900 U	460 U
2-Methylphenol	330	330	6700 U	5700 U	500 U	14000 U	140000 U	2400 U	4900 U	460 U
2,2'-oxybis(1-Chloropropane)	330	330	6700 U	5700 U	500 U	14000 U	140000 U	2400 U	4900 U	460 U
4-Methylphenol	330	330	5300 J	5000 J	500 U	14000 U	140000 U	2400 U	4900 U	460 U
N-Nitroso-di-n-propylamine	330	330	6700 U	5700 U	500 U	14000 U	140000 U	2400 U	4900 U	460 U
Hexachloroethane	330	330	6700 U	5700 U	500 U	14000 U	140000 U	2400 U	4900 U	460 U
Nitrobenzene	330	330	6700 U	5700 U	500 U	14000 U	140000 U	2400 U	4900 U	460 U
Isophorone	330	330	6700 U	5700 U	500 U	14000 U	140000 U	2400 U	4900 U	460 U
2-Nitrophenol	330	330	6700 U	5700 U	500 U	14000 U	140000 U	2400 U	4900 U	460 U
2,4-Dimethylphenol	330	330	6700 U	5700 U	500 U	14000 U	140000 U	2400 U	4900 U	460 U
bis(2-Chloroethoxy)methane	330	330	6700 U	5700 U	500 U	14000 U	140000 U	2400 U	4900 U	460 U
2,4-Dichlorophenol	330	330	6700 U	5700 U	500 U	14000 U	140000 U	2400 U	4900 U	460 U
1,2,4-Trichlorobenzene	330	330	6700 U	5700 U	500 U	14000 U	140000 U	2400 U	4900 U	460 U
Naphthalene	330	330	4000 JB	11000 B	500 U	1500 JB	140000 U	500 JB	4900 U	100 J
4-Chloroaniline	330	330	6700 U	5700 U	500 U	14000 U	140000 U	2400 U	4900 U	460 U
Hexachlorobutadiene	330	330	6700 U	5700 U	500 U	14000 U	140000 U	2400 U	4900 U	460 U
4-Chloro-3-Methylphenol	330	330	6700 U	5700 U	500 U	14000 U	140000 U	2400 U	4900 U	460 U
2-Methylnaphthalene	330	330	17000	42000	500 U	3000 J	140000 U	2400 U	4900 U	110 J
Hexachlorocyclopentadiene	330	330	6700 U	5700 U	500 U	14000 U	140000 U	2400 U	4900 U	460 U
2,4,6-Trichlorophenol	330	330	6700 U	5700 U	500 U	14000 U	140000 U	2400 U	4900 U	460 U
2,4,5-Trichlorophenol	800	800	16000 U	14000 U	1200 U	33000 U	330000 U	5900 U	12000 U	1100 U
2-Chloronaphthalene	330	330	6700 U	5700 U	500 U	14000 U	140000 U	2400 U	4900 U	460 U
2-Nitroaniline	800	800	16000 U	14000 U	1200 U	33000 U	330000 U	5900 U	12000 U	1100 U
Dimethylphthalate	330	330	6700 U	5700 U	500 U	14000 U	140000 U	2400 U	4900 U	460 U
Acenaphthylene	330	330	1800 J	2600 J	500 U	14000 U	140000 U	3100	2900 JD	180 J
2,6-Dinitrotoluene	330	330	6700 U	5700 U	500 U	14000 U	140000 U	2400 U	4900 U	460 U

Site: SUMP SEDIMENTS

U: not detected B: blank contamination D: diluted result
J: estimated E: exceeds calibration range

Table 1
Laboratory Report of Analysis

LOCATION:	CD-101 DUP	CD-101	CD-102	CD-103	CD-103	CD-104	CD-104	CD-105
ISIS ID:	HFCD101XXX94XD	HFCD101XXX94XX	HFCD102XXX94XX	HFCD103XXX94XX	HFCD103XXX94XX	HFCD104XXX94XX	HFCD104XXX94XX	HFCD105XXX94XX
LAB NUMBER:	2227904	2227901	2227905	2227906	2227906 D	2227907	2227907 D	2228901
DATE SAMPLED:	10/12/94	10/12/94	10/12/94	10/12/94	10/12/94	10/12/94	10/12/94	10/13/94
DATE EXTRACTED:	10/17/94	10/17/94	10/17/94	10/17/94	10/17/94	10/17/94	10/17/94	10/19/94
DATE ANALYZED:	11/18/94	11/18/94	11/18/94	11/18/94	11/18/94	11/18/94	11/19/94	11/24/94

ANALYTE	SOW-3/90 - II	CRQL															
3-Nitroaniline	800	16000	U	14000	U	1200	U	33000	U	330000	U	5900	U	12000	U	1100	U
Acenaphthene	330	5600	J	9300		500	U	14000	U	140000	U	1000	J	1000	JD	120	J
2,4-Dinitrophenol	800	16000	U	14000	U	1200	U	33000	U	330000	U	5900	U	12000	U	1100	U
4-Nitrophenol	800	16000	U	14000	U	1200	U	33000	U	330000	U	5900	U	12000	U	1100	U
Dibenzofuran	330	6700	U	3400	J	500	U	14000	U	140000	U	1400	J	1300	JD	140	J
2,4-Dinitrotoluene	330	6700	U	5700	U	500	U	14000	U	140000	U	2400	U	4900	U	460	U
Diethylphthalate	330	6700	U	5700	U	500	U	14000	U	140000	U	2400	U	4900	U	460	U
4-Chlorophenyl-phenylether	330	6700	U	5700	U	500	U	14000	U	140000	U	2400	U	4900	U	460	U
Fluorene	330	6400	J	9700		500	U	2100	J	140000	U	2000	J	1800	JD	300	J
4-Nitroaniline	800	16000	U	14000	U	1200	U	33000	U	330000	U	5900	U	12000	U	1100	U
4,6-Dinitro-2-methylphenol	800	16000	U	14000	U	1200	U	33000	U	330000	U	5900	U	12000	U	1100	U
N-Nitrosodiphenylamine	330	6700	U	5700	U	500	U	14000	U	140000	U	2400	U	4900	U	460	U
4-Bromophenyl-phenylether	330	6700	U	5700	U	500	U	14000	U	140000	U	2400	U	4900	U	460	U
Hexachlorobenzene	330	6700	U	5700	U	500	U	14000	U	140000	U	2400	U	4900	U	460	U
Pentachlorophenol	800	16000	U	14000	U	1200	U	33000	U	330000	U	5900	U	12000	U	1100	U
Phenanthrene	330	24000		29000		600		6000	J	140000	U	19000		22000	D	1800	
Anthracene	330	3900	J	4600	J	500	U	14000	U	140000	U	4800		4400	JD	320	J
Carbazole	330	1400	J	1300	J	500	U	14000	U	140000	U	1800	J	1700	JD	93	J
Di-n-butylphthalate	330	6700	U	5700	U	500	U	14000	U	140000	U	2400	U	4900	U	460	U
Fluoranthene	330	19000		14000		1000		14000	U	140000	U	23000	E	30000	D	2400	
Pyrene	330	22000		18000		870		3700	J	140000	U	25000	E	27000	D	1300	
Butylbenzylphthalate	330	6700	U	5700	U	500	U	14000	U	140000	U	2400	U	4900	U	460	U
3,3'-Dichlorobenzidine	330	6700	U	5700	U	500	U	14000	U	140000	U	2400	U	4900	U	460	U
Benzo(a)Anthracene	330	12000		9200		180	J	14000	U	140000	U	16000		16000	D	1400	
Chrysene	330	16000		12000		730		3700	J	140000	U	17000		18000	D	1400	
bis(2-Ethylhexyl)phthalate	330	1700	J	2000	J	500	U	5100	J	140000	U	310	J	4900	U	400	JB
Di-n-octylphthalate	330	6700	U	5700	U	500	U	14000	U	140000	U	2400	U	4900	U	460	U
Benzo(b)Fluoranthene	330	11000		8300		400	J	14000	U	140000	U	15000		13000	D	1000	
Benzo(k)Fluoranthene	330	10000		6500		330	J	14000	U	140000	U	7400		9000	D	680	
Benzo(a)Pyrene	330	10000		7600		120	J	14000	U	140000	U	10000		10000	D	170	J
Indeno(1,2,3-c,d)Pyrene	330	6500	J	5000	J	170	J	14000	U	140000	U	5200		7800	D	170	J
Dibenz(a,h)Anthracene	330	6700	U	5700	U	500	U	14000	U	140000	U	2000	J	2900	JD	460	U
Benzo(g,h,i)perylene	330	5900	J	5000	J	140	J	14000	U	140000	U	4400		7700	D	460	U

Dilution Factor:	10.0	10.0	1.00	20.0	200	5.00	10.0	1.00
Percent Solids:	50	58	67	48	48	68	68	73
Sample Volume\Weight (ml\g):	30.0	30.0	30.0	30.0	30.0	30.0	30.0	30.0

Associated Method Blank:	R1342.D	R1342.D	R1342.D	R1342.D	R1342.D	R1342.D	R1342.D	Q1728.D
Associated Equipment Blank:	HFQ5XX6XXX94XX	HFQ5XX6XXX94XX	HFQ5XX6XXX94XX	HFQ5XX6XXX94XX	HFQ5XX6XXX94XX	HFQ5XX6XXX94XX	HFQ5XX6XXX94XX	HFQ5XX6XXX94XX
Associated Field Blank:								

Site: SUMP SEDIMENTS

U: not detected B: blank contamination D: diluted result
J: estimated E: exceeds calibration range

Table 2
Validation / Summary Table

	CD-101 DUP	CD-101	CD-102	CD-103	CD-104	CD-105	CD-106	CD-107
LOCATION:	CD-101 DUP	CD-101	CD-102	CD-103	CD-104	CD-105	CD-106	CD-107
ISIS ID:	HFCD101XXX94XD	HFCD101XXX94XX	HFCD102XXX94XX	HFCD103XXX94XX	HFCD104XXX94XX	HFCD105XXX94XX	HFCD106XXX94XX	HFCD107XXX94XX
LAB NUMBER:	2227904	2227901	2227905	2227906	2227907	2228901	2228902	2228903
DATE SAMPLED:	10/12/94	10/12/94	10/12/94	10/12/94	10/12/94	10/13/94	10/13/94	10/13/94
DATE EXTRACTED:	10/17/94	10/17/94	10/17/94	10/17/94	10/17/94	10/19/94	10/28/94	10/19/94
DATE ANALYZED:	11/18/94	11/18/94	11/18/94	11/18/94	11/18/94	11/24/94	11/24/94	11/24/94

ANALYTE	SOW-3/90 - II	CRQL															
Phenol	330	3800	J	3300	J	500	U	14000	UJ	2400	U	460	UJ	440	UJ	620	UJ
bis(2-Chloroethyl)ether	330	6700	UJ	5700	U	500	U	14000	UJ	2400	U	460	UJ	440	UJ	620	UJ
2-Chlorophenol	330	6700	UJ	5700	U	500	U	14000	UJ	2400	U	460	UJ	440	UJ	620	UJ
1,3-Dichlorobenzene	330	6700	UJ	5700	U	500	U	14000	UJ	2400	U	460	UJ	440	UJ	620	UJ
1,4-Dichlorobenzene	330	6700	UJ	5700	UJ	500	U	14000	UJ	2400	U	460	UJ	440	UJ	620	UJ
1,2-Dichlorobenzene	330	6700	UJ	5700	U	500	U	14000	UJ	2400	U	460	UJ	440	UJ	620	UJ
2-Methylphenol	330	6700	UJ	5700	U	500	U	14000	UJ	2400	U	460	UJ	440	UJ	620	UJ
2,2'-oxybis(1-Chloropropane)	330	6700	UJ	5700	U	500	U	14000	UJ	2400	U	460	UJ	440	UJ	620	UJ
4-Methylphenol	330	5300	J	5000	J	500	U	14000	UJ	2400	U	460	UJ	440	UJ	620	UJ
N-Nitroso-di-n-propylamine	330	6700	UJ	5700	UJ	500	U	14000	UJ	2400	U	460	UJ	440	UJ	620	UJ
Hexachloroethane	330	6700	UJ	5700	U	500	U	14000	UJ	2400	U	460	UJ	440	UJ	620	UJ
Nitrobenzene	330	6700	UJ	5700	U	500	U	14000	UJ	2400	U	460	UJ	440	UJ	620	UJ
Isophorone	330	6700	UJ	5700	U	500	U	14000	UJ	2400	U	460	UJ	440	UJ	620	UJ
2-Nitrophenol	330	6700	UJ	5700	U	500	U	14000	UJ	2400	U	460	UJ	440	UJ	620	UJ
2,4-Dimethylphenol	330	6700	UJ	5700	U	500	U	14000	UJ	2400	U	460	UJ	440	UJ	620	UJ
bis(2-Chloroethoxy)methane	330	6700	UJ	5700	U	500	U	14000	UJ	2400	U	460	UJ	440	UJ	620	UJ
2,4-Dichlorophenol	330	6700	UJ	5700	U	500	U	14000	UJ	2400	U	460	UJ	440	UJ	620	UJ
1,2,4-Trichlorobenzene	330	6700	UJ	5700	UJ	500	U	14000	UJ	2400	U	460	UJ	440	UJ	620	UJ
Naphthalene	330	6700	UJ	11000	U	500	U	14000	UJ	2400	U	100	J	140	J	620	UJ
4-Chloroaniline	330	6700	UJ	5700	U	500	U	14000	UJ	2400	U	460	UJ	440	UJ	620	UJ
Hexachlorobutadiene	330	6700	UJ	5700	U	500	U	14000	UJ	2400	U	460	UJ	440	UJ	620	UJ
4-Chloro-3-Methylphenol	330	6700	UJ	5700	UJ	500	U	14000	UJ	2400	U	460	UJ	440	UJ	620	UJ
2-Methylnaphthalene	330	17000	J	42000	J	500	U	3000	J	2400	U	110	J	49	J	320	J
Hexachlorocyclopentadiene	330		R		R		R		R		R		R		R		R
2,4,6-Trichlorophenol	330	6700	UJ	5700	U	500	U	14000	UJ	2400	U	460	UJ	440	UJ	620	UJ
2,4,5-Trichlorophenol	800	16000	UJ	14000	U	1200	U	33000	UJ	5900	U	1100	UJ	1100	UJ	1500	UJ
2-Chloronaphthalene	330	6700	UJ	5700	U	500	U	14000	UJ	2400	U	460	UJ	440	UJ	620	UJ
2-Nitroaniline	800	16000	UJ	14000	U	1200	U	33000	UJ	5900	U	1100	UJ	1100	UJ	1500	UJ
Dimethylphthalate	330	6700	UJ	5700	U	500	U	14000	UJ	2400	U	460	UJ	440	UJ	620	UJ
Acenaphthylene	330	1800		2600	J	500	U	14000	UJ	3100	U	180	J	48	J	620	UJ
2,6-Dinitrotoluene	330	6700	UJ	5700	U	500	U	14000	UJ	2400	U	460	UJ	440	UJ	620	UJ

Site: SUMP SEDIMENTS

U: not detected R: unusable

J: estimated

Table 2
Validation / Summary Table

LOCATION:	CD-101 DUP	CD-101	CD-102	CD-103	CD-104	CD-105	CD-106	CD-107
ISIS ID:	HFCD101XXX94XD	HFCD101XXX94XX	HFCD102XXX94XX	HFCD103XXX94XX	HFCD104XXX94XX	HFCD105XXX94XX	HFCD106XXX94XX	HFCD107XXX94XX
LAB NUMBER:	2227904	2227901	2227905	2227906	2227907	2228901	2228902	2228903
DATE SAMPLED:	10/12/94	10/12/94	10/12/94	10/12/94	10/12/94	10/13/94	10/13/94	10/13/94
DATE EXTRACTED:	10/17/94	10/17/94	10/17/94	10/17/94	10/17/94	10/19/94	10/28/94	10/19/94
DATE ANALYZED:	11/18/94	11/18/94	11/18/94	11/18/94	11/18/94	11/24/94	11/24/94	11/24/94

ANALYTE	SOW-3/90 - II	CRQL								
3-Nitroaniline	800	16000 UJ	14000 U	1200 U	33000 UJ	5900 U	1100 UJ	1100 UJ	1500 UJ	
Acenaphthene	330	5600 J	9300 J	500 U	14000 UJ	1000 J	120 J	180 J	130 J	
2,4-Dinitrophenol	800	16000 UJ	14000 U	1200 U	33000 UJ	5900 U	1100 UJ	1100 UJ	1500 UJ	
4-Nitrophenol	800	16000 UJ	14000 U	1200 U	33000 UJ	5900 U	1100 UJ	1100 UJ	1500 UJ	
Dibenzofuran	330	6700 UJ	3400 J	500 U	14000 UJ	1400 J	140 J	140 J	77 J	
2,4-Dinitrotoluene	330	6700 UJ	5700 U	500 U	14000 UJ	2400 U	460 UJ	440 UJ	620 UJ	
Diethylphthalate	330	6700 UJ	5700 U	500 U	14000 UJ	2400 U	460 UJ	440 UJ	620 UJ	
4-Chlorophenyl-phenylether	330	6700 UJ	5700 U	500 U	14000 UJ	2400 U	460 UJ	440 UJ	620 UJ	
Fluorene	330	6400 J	9700 U	500 U	2100 J	2000 J	300 J	200 J	300 J	
4-Nitroaniline	800	16000 UJ	14000 U	1200 U	33000 UJ	5900 U	1100 UJ	1100 UJ	1500 UJ	
4,6-Dinitro-2-methylphenol	800	16000 UJ	14000 U	1200 U	33000 UJ	5900 U	1100 UJ	1100 UJ	1500 UJ	
N-Nitrosodiphenylamine	330	6700 UJ	5700 U	500 U	14000 UJ	2400 U	460 UJ	440 UJ	220 J	
4-Bromophenyl-phenylether	330	6700 UJ	5700 U	500 U	14000 UJ	2400 U	460 UJ	440 UJ	620 UJ	
Hexachlorobenzene	330	6700 UJ	5700 U	500 U	14000 UJ	2400 U	460 UJ	440 UJ	620 UJ	
Pentachlorophenol	800	16000 UJ	14000 U	1200 U	33000 UJ	5900 U	1100 UJ	1100 UJ	1500 UJ	
Phenanthrene	330	24000 J	29000 J	600 J	6000 J	19000 J	1800 J	1600 J	830 J	
Anthracene	330	3900 J	4600 J	500 U	14000 UJ	4800 J	320 J	320 J	95 J	
Carbazole	330	1400 J	1300 J	500 U	14000 U	1800 J	93 J	150 J	620 UJ	
Di-n-butylphthalate	330	6700 UJ	5700 U	500 U	14000 UJ	2400 U	460 UJ	440 UJ	620 UJ	
Fluoranthene	330	19000 J	14000 J	1000 J	14000 UJ	30000 J	2400 J	2000 J	310 J	
Pyrene	330	22000 J	18000 J	870 J	3700 J	27000 J	1300 J	1800 J	260 J	
Butylbenzylphthalate	330	6700 UJ	5700 U	500 U	14000 UJ	2400 U	460 UJ	440 UJ	620 UJ	
3,3'-Dichlorobenzidine	330	6700 UJ	5700 U	500 U	14000 UJ	2400 U	460 UJ	440 UJ	620 UJ	
Benzo(a)Anthracene	330	12000 J	9200 J	180 J	14000 UJ	16000 J	1400 J	940 J	170 J	
Chrysene	330	16000 J	12000 J	730 J	3700 J	17000 J	1400 J	990 J	260 J	
bis(2-Ethylhexyl)phthalate	330	6700 UJ	5700 U	500 U	14000 UJ	2400 U	460 UJ	440 UJ	620 UJ	
Di-n-octylphthalate	330	6700 UJ	5700 U	500 U	14000 UJ	2400 U	460 UJ	440 UJ	620 UJ	
Benzo(b)Fluoranthene	330	11000 J	8300 J	400 J	14000 UJ	15000 J	1000 J	600 J	110 J	
Benzo(k)Fluoranthene	330	10000 J	6500 J	330 J	14000 UJ	7400 J	680 J	480 J	110 J	
Benzo(a)Pyrene	330	10000 J	7600 J	120 J	14000 UJ	10000 J	170 J	560 J	620 UJ	
Indeno(1,2,3-c,d)Pyrene	330	6500 J	5000 J	170 J	14000 UJ	5200 J	170 J	220 J	620 UJ	
Dibenz(a,h)Anthracene	330	6700 UJ	5700 U	500 U	14000 UJ	2000 J	460 UJ	67 J	620 UJ	
Benzo(g,h,i)perylene	330	5900 J	5000 J	140 J	14000 UJ	4400 J	460 UJ	200 J	620 UJ	

Dilution Factor:	10.0	10.0	1.00	20.0	5.00	1.00	1.00	1.00	1.00
Percent Solids:	50	58	67	48	68	73	75	54	54
Sample Volume\Weight (ml\g):	30.0	30.0	30.0	30.0	30.0	30.0	30.0	30.0	30.0

Associated Method Blank:	R1342.D	R1342.D	R1342.D	R1342.D	R1342.D	Q1728.D	Q1745.D	Q1728.D
Associated Equipment Blank:	HFQ5XX6XXX94XX	HFQ5XX6XXX94XX	HFQ5XX6XXX94XX	HFQ5XX6XXX94XX	HFQ5XX6XXX94XX	HFQ5XX6XXX94XX	HFQ5XX6XXX94XX	HFQ5XX6XXX94XX
Associated Field Blank:	-	-	-	-	-	-	-	-

Site: SUMP SEDIMENTS

U: not detected R: unusable

J: estimated

Table 1
Laboratory Report of Analysis

LOCATION:	CD-106	CD-107	CD-108	CD-109	CD-109
ISIS ID:	HFCD106XXX94XX	HFCD107XXX94XX	HFCD108XXX94XX	HFCD109XXX94XX	HFCD109XXX94XX
LAB NUMBER:	2228902	2228903	2228904	2226506	2226506 D
DATE SAMPLED:	10/13/94	10/13/94	10/13/94	10/11/94	10/11/94
DATE EXTRACTED:	10/28/94	10/19/94	10/19/94	10/14/94	10/14/94
DATE ANALYZED:	11/24/94	11/24/94	11/24/94	11/09/94	11/15/94

ANALYTE	SOW-3/90 - II	CRQL							
Phenol	330	440	U	620	U	500	U	2200	U
bis(2-Chloroethyl)ether	330	440	U	620	U	500	U	2200	U
2-Chlorophenol	330	440	U	620	U	500	U	2200	U
1,3-Dichlorobenzene	330	440	U	620	U	500	U	2200	U
1,4-Dichlorobenzene	330	440	U	620	U	500	U	2200	U
1,2-Dichlorobenzene	330	440	U	620	U	500	U	2200	U
2-Methylphenol	330	440	U	620	U	500	U	2200	U
2,2'-oxybis(1-Chloropropane)	330	440	U	620	U	500	U	2200	U
4-Methylphenol	330	440	U	620	U	500	U	2200	U
N-Nitroso-di-n-propylamine	330	440	U	620	U	500	U	2200	U
Hexachloroethane	330	440	U	620	U	500	U	2200	U
Nitrobenzene	330	440	U	620	U	500	U	2200	U
Isophorone	330	440	U	620	U	500	U	2200	U
2-Nitrophenol	330	440	U	620	U	500	U	2200	U
2,4-Dimethylphenol	330	440	U	620	U	500	U	2200	U
bis(2-Chloroethoxy)methane	330	440	U	620	U	500	U	2200	U
2,4-Dichlorophenol	330	440	U	620	U	500	U	2200	U
1,2,4-Trichlorobenzene	330	440	U	620	U	500	U	14000	9200 JD
Naphthalene	330	140	J	620	U	500	U	2200	U
4-Chloroaniline	330	440	U	620	U	500	U	2200	U
Hexachlorobutadiene	330	440	U	620	U	500	U	2200	U
4-Chloro-3-Methylphenol	330	440	U	620	U	500	U	2200	U
2-Methylnaphthalene	330	49	J	320	J	500	U	2200	U
Hexachlorocyclopentadiene	330	440	U	620	U	500	U	2200	U
2,4,6-Trichlorophenol	330	440	U	620	U	500	U	2200	U
2,4,5-Trichlorophenol	800	1100	U	1500	U	1200	U	5300	U
2-Chloronaphthalene	330	440	U	620	U	500	U	2200	U
2-Nitroaniline	800	1100	U	1500	U	1200	U	5300	U
Dimethylphthalate	330	440	U	620	U	500	U	1200	J
Acenaphthylene	330	48	J	620	U	500	U	2200	U
2,6-Dinitrotoluene	330	440	U	620	U	500	U	2200	U

Site: SUMP SEDIMENTS

U: not detected B: blank contamination D: diluted result
J: estimated E: exceeds calibration range

Table 1
Laboratory Report of Analysis

LOCATION:	CD-106	CD-107	CD-108	CD-109	CD-109
ISIS ID:	HFCD106XXX94XX	HFCD107XXX94XX	HFCD108XXX94XX	HFCD109XXX94XX	HFCD109XXX94XX
LAB NUMBER:	2228902	2228903	2228904	2226506	2226506 D
DATE SAMPLED:	10/13/94	10/13/94	10/13/94	10/11/94	10/11/94
DATE EXTRACTED:	10/28/94	10/19/94	10/19/94	10/14/94	10/14/94
DATE ANALYZED:	11/24/94	11/24/94	11/24/94	11/09/94	11/15/94

ANALYTE	SOW-3/90 - II	CRQL									
3-Nitroaniline	800	1100	U	1500	U	1200	U	5300	U	53000	U
Acenaphthene	330	180	J	130	J	500	U	2200	U	22000	U
2,4-Dinitrophenol	800	1100	U	1500	U	1200	U	5300	U	53000	U
4-Nitrophenol	800	1100	U	1500	U	1200	U	5300	U	53000	U
Dibenzofuran	330	140	J	77	J	500	U	2200	U	22000	U
2,4-Dinitrotoluene	330	440	U	620	U	500	U	2200	U	22000	U
Diethylphthalate	330	440	U	620	U	500	U	2200	U	22000	U
4-Chlorophenyl-phenylether	330	440	U	620	U	500	U	2200	U	22000	U
Fluorene	330	200	J	300	J	500	U	2200	U	22000	U
4-Nitroaniline	800	1100	U	1500	U	1200	U	5300	U	53000	U
4,6-Dinitro-2-methylphenol	800	1100	U	1500	U	1200	U	5300	U	53000	U
N-Nitrosodiphenylamine	330	440	U	220	J	500	U	2200	U	22000	U
4-Bromophenyl-phenylether	330	440	U	620	U	500	U	2200	U	22000	U
Hexachlorobenzene	330	440	U	620	U	500	U	2200	U	22000	U
Pentachlorophenol	800	1100	U	1500	U	1200	U	5300	U	53000	U
Phenanthrene	330	1600		830		500	U	2200	U	22000	U
Anthracene	330	320	J	95	J	500	U	2200	U	22000	U
Carbazole	330	150	J	620	U	500	U	2200	U	22000	U
Di-n-butylphthalate	330	440	U	620	U	500	U	2200	U	22000	U
Fluoranthene	330	2000		310	J	65	J	2200	U	22000	U
Pyrene	330	1800		260	J	500	U	2200	U	22000	U
Butylbenzylphthalate	330	440	U	620	U	500	U	2200	U	22000	U
3,3'-Dichlorobenzidine	330	440	U	620	U	500	U	2200	U	22000	U
Benzo(a)Anthracene	330	940		170	J	500	U	2200	U	22000	U
Chrysene	330	990		260	J	51	J	1800	J	22000	U
bis(2-Ethylhexyl)phthalate	330	84	J	87	JB	500	U	32000	EB	22000	U
Di-n-octylphthalate	330	440	U	620	U	500	U	2200	U	22000	U
Benzo(b)Fluoranthene	330	600		110	J	500	U	2200	U	22000	U
Benzo(k)Fluoranthene	330	480		110	J	500	U	2200	U	22000	U
Benzo(a)Pyrene	330	560		620	U	500	U	2200	U	22000	U
Indeno(1,2,3-c,d)Pyrene	330	220	J	620	U	500	U	2200	U	22000	U
Dibenz(a,h)Anthracene	330	67	J	620	U	500	U	2200	U	22000	U
Benzo(g,h,i)perylene	330	200	J	620	U	500	U	2200	U	22000	U

Dilution Factor:	1.00	1.00	1.00	5.00	50.0
Percent Solids:	75	54	66	76	76
Sample Volume\Weight (ml\g):	30.0	30.0	30.0	30.0	30.0

Associated Method Blank:	Q1745.D	Q1728.D	Q1728.D	S1316.D	S1316.D
Associated Equipment Blank:	HFQSQXX6XXX94XX	HFQSQXX6XXX94XX	HFQSQXX6XXX94XX	HFQSQXX6XXX94XX	HFQSQXX6XXX94XX
Associated Field Blank:	-	-	-	-	-

Site: SUMP SEDIMENTS

U: not detected B: blank contamination D: diluted result
J: estimated E: exceeds calibration range

Table 2
Validation / Summary Table

LOCATION:	CD-108	CD-109
ISIS ID:	HFC108XXX94XX	HFC109XXX94XX
LAB NUMBER:	2228904	2226506 D
DATE SAMPLED:	10/13/94	10/11/94
DATE EXTRACTED:	10/19/94	10/14/94
DATE ANALYZED:	11/24/94	11/15/94

ANALYTE	SOW-3/90 - II	CRQL			
Phenol	330	500	UJ	22000	U
bis(2-Chloroethyl)ether	330	500	UJ	22000	U
2-Chlorophenol	330	500	UJ	22000	U
1,3-Dichlorobenzene	330	500	UJ	22000	U
1,4-Dichlorobenzene	330	500	UJ	22000	U
1,2-Dichlorobenzene	330	500	UJ	22000	U
2-Methylphenol	330	500	UJ	22000	U
2,2'-oxybis(1-Chloropropane)	330	500	UJ	22000	U
4-Methylphenol	330	500	UJ	22000	U
N-Nitroso-di-n-propylamine	330	500	UJ	22000	U
Hexachloroethane	330	500	UJ	22000	U
Nitrobenzene	330	500	UJ	22000	U
Isophorone	330	500	UJ	22000	U
2-Nitrophenol	330	500	UJ	22000	U
2,4-Dimethylphenol	330	500	UJ	22000	U
bis(2-Chloroethoxy)methane	330	500	UJ	22000	U
2,4-Dichlorophenol	330	500	UJ	22000	U
1,2,4-Trichlorobenzene	330	500	UJ	9200	J
Naphthalene	330	500	UJ	22000	U
4-Chloroaniline	330	500	UJ	22000	U
Hexachlorobutadiene	330	500	UJ	22000	U
4-Chloro-3-Methylphenol	330	500	UJ	22000	U
2-Methylnaphthalene	330	500	UJ	22000	U
Hexachlorocyclopentadiene	330		R	22000	U
2,4,6-Trichlorophenol	330	500	UJ	22000	U
2,4,5-Trichlorophenol	800	1200	UJ	53000	U
2-Chloronaphthalene	330	500	UJ	22000	U
2-Nitroaniline	800	1200	UJ	53000	U
Dimethylphthalate	330	500	UJ	1200	J
Acenaphthylene	330	500	UJ	22000	U
2,6-Dinitrotoluene	330	500	UJ	22000	U

Site: SUMP SEDIMENTS

U: not detected R: unusable

J: estimated

Table 2
Validation / Summary Table

LOCATION:	CD-108	CD-109
ISIS ID:	HFCD108XXX94XX	HFCD109XXX94XX
LAB NUMBER:	2228904	2226506 D
DATE SAMPLED:	10/13/94	10/11/94
DATE EXTRACTED:	10/19/94	10/14/94
DATE ANALYZED:	11/24/94	11/15/94

ANALYTE	SOW-3/90 - II	CRQL				
3-Nitroaniline	800	1200	UJ	53000	U	
Acenaphthene	330	500	UJ	22000	U	
2,4-Dinitrophenol	800	1200	UJ	53000	U	
4-Nitrophenol	800	1200	UJ	53000	U	
Dibenzofuran	330	500	UJ	22000	U	
2,4-Dinitrotoluene	330	500	UJ	22000	U	
Diethylphthalate	330	500	UJ	22000	U	
4-Chlorophenyl-phenylether	330	500	UJ	22000	U	
Fluorene	330	500	UJ	22000	U	
4-Nitroaniline	800	1200	UJ	53000	U	
4,6-Dinitro-2-methylphenol	800	1200	UJ	53000	U	
N-Nitrosodiphenylamine	330	500	UJ	22000	U	
4-Bromophenyl-phenylether	330	500	UJ	22000	U	
Hexachlorobenzene	330	500	UJ	22000	U	
Pentachlorophenol	800	1200	UJ	53000	U	
Phenanthrene	330	500	UJ	22000	U	
Anthracene	330	500	UJ	22000	U	
Carbazole	330	500	UJ	22000	U	
Di-n-butylphthalate	330	500	UJ	22000	U	
Fluoranthene	330	65	J	22000	U	
Pyrene	330	500	UJ		R	
Butylbenzylphthalate	330	500	UJ		R	
3,3'-Dichlorobenzidine	330	500	UJ		R	
Benzo(a)Anthracene	330	500	UJ		R	
Chrysene	330	51	J	1800	J	
bis(2-Ethylhexyl)phthalate	330	500	UJ		R	
Di-n-octylphthalate	330	500	UJ		R	
Benzo(b)Fluoranthene	330	500	UJ		R	
Benzo(k)Fluoranthene	330	500	UJ		R	
Benzo(a)Pyrene	330	500	UJ		R	
Indeno(1,2,3-c,d)Pyrene	330	500	UJ		R	
Dibenz(a,h)Anthracene	330	500	UJ		R	
Benzo(g,h,i)perylene	330	500	UJ		R	

Dilution Factor:	1.00	50.0
Percent Solids:	66	76
Sample Volume\Weight (ml\g):	30.0	30.0

Associated Method Blank:	Q1728.D	S1316.D
Associated Equipment Blank:	HFQXXX6XXX94XX	HFQXXX6XXX94XX
Associated Field Blank:		

Site: SUMP SEDIMENTS
U: not detected R: unusable
J: estimated

Table 1
Laboratory Report of Analysis

LOCATION:	CD-101 DUP	CD-101	CD-102	CD-103	CD-104	CD-105	CD-106	CD-107
ISIS ID:	HFCD101XXX94XD	HFCD101XXX94XX	HFCD102XXX94XX	HFCD103XXX94XX	HFCD104XXX94XX	HFCD105XXX94XX	HFCD106XXX94XX	HFCD107XXX94XX
LAB NUMBER:	2227904	2227901	2227905	2227906	2227907	2228901	2228902	2228903
DATE SAMPLED:	10/12/94	10/12/94	10/12/94	10/12/94	10/12/94	10/13/94	10/13/94	10/13/94
DATE EXTRACTED:	10/18/94	10/18/94	10/18/94	10/18/94	10/18/94	10/19/94	10/19/94	10/19/94
DATE ANALYZED:	11/25/94	11/23/94	11/25/94	11/26/94	11/26/94	11/28/94	11/28/94	11/28/94

ANALYTE	SOW-3/90 - II	CRQL	CD-101 DUP	CD-101	CD-102	CD-103	CD-104	CD-105	CD-106	CD-107
alpha-BHC	1.7	85 U	15 U	15 U	2.5 U	18 U	13 U	7.0 U	6.8 U	3.1 U
beta-BHC	1.7	85 U	15 U	15 U	2.5 U	18 U	13 U	7.0 U	6.8 U	3.1 U
delta-BHC	1.7	85 U	15 U	15 U	2.5 U	18 U	13 U	7.0 U	6.8 U	3.1 U
gamma-BHC (Lindane)	1.7	85 U	15 U	15 U	2.5 U	18 U	13 U	7.0 U	6.8 U	3.1 U
Heptachlor	1.7	85 U	15 U	15 U	2.5 U	18 U	13 U	7.0 U	6.8 U	3.1 U
Aldrin	1.7	280	15 U	15 U	2.5 U	18 U	13 U	7.0 U	6.8 U	3.1 U
Heptachlor Epoxide	1.7	85 U	11 JP	15 U	2.5 U	27	5.8 JP	7.0 U	6.8 U	3.1 U
Endosulfan I	1.7	79 J	15 U	15 U	2.5 U	18 U	13 U	7.0 U	6.8 U	3.1 U
Dieldrin	3.3	200 P	27 JP	27 JP	4.9 U	24 JP	24 U	14 U	13 U	6.1 U
4,4'-DDE	3.3	84 JP	28 U	28 U	4.9 U	34 U	24 U	14 U	13 U	6.1 U
Endrin	3.3	100 JP	23 JP	23 JP	4.9 U	18 JP	24 U	14 U	13 U	6.1 U
Endosulfan II	3.3	160 U	28 U	28 U	4.9 U	34 U	24 U	14 U	13 U	6.1 U
4,4'-DDD	3.3	160 U	28 U	28 U	4.9 U	34 U	24 U	14 U	13 U	6.1 U
Endrin Aldehyde	3.3	160 U	28 U	28 U	4.9 U	34 U	24 U	25 P	15 P	6.1 U
Endosulfan Sulfate	3.3	160 U	28 U	28 U	4.9 U	34 U	24 U	14 U	13 U	6.1 U
4,4'-DDT	3.3	160 U	28 U	28 U	4.9 U	34 U	24 U	14	6.7 J	6.1 U
Methoxychlor	17	850 U	150 U	150 U	25 U	180 U	130 U	70 U	68 U	31 U
Endrin Ketone	3.3	160 U	28 U	28 U	4.9 U	34 U	24 U	16 P	13 U	6.1 U
alpha-Chlordane	1.7	85 U	15 U	15 U	2.5 U	18 U	13 U	7.0 U	6.8 U	3.1 U
gamma-Chlordane	1.7	130 P	15 U	15 U	2.5 U	18 U	13 U	7.0 U	6.8 U	3.1 U
Toxaphene	170	8500 U	1500 U	1500 U	250 U	1800 U	1300 U	700 U	680 U	310 U
Aroclor-1016	33	1600 U	280 U	280 U	49 U	340 U	240 U	140 U	130 U	61 U
Aroclor-1221	67	3400 U	580 U	580 U	100 U	700 U	490 U	280 U	270 U	120 U
Aroclor-1232	33	1600 U	280 U	280 U	49 U	340 U	240 U	140 U	130 U	61 U
Aroclor-1242	33	1600 U	280 U	280 U	49 U	340 U	240 U	140 U	130 U	61 U
Aroclor-1248	33	1600 U	280 U	280 U	49 U	340 U	240 U	140 U	130 U	61 U
Aroclor-1254	33	1600 U	280 U	280 U	49 U	340 U	240 U	140 U	130 U	61 U
Aroclor-1260	33	1600 U	280 U	280 U	49 U	340 U	240 U	140 U	130 U	61 U

Dilution Factor:	25.0	5.00	1.00	5.00	5.00	3.00	3.00	1.00
Percent Solids:	50	58	67	48	68	73	75	54
Sample Volume\Weight (ml\g):	30.0	30.0	30.0	30.0	30.0	30.0	30.0	30.0

Associated Method Blank:	PSB1018B	PSB1018B	PSB1018B	PSB1018B	PSB1018B	PSB1019A1	PSB1019A1	PSB1019A1
Associated Equipment Blank:	HFQsXX6XXX94XX	HFQsXX6XXX94XX	HFQsXX6XXX94XX	HFQsXX6XXX94XX	HFQsXX6XXX94XX	HFQsXX6XXX94XX	HFQsXX6XXX94XX	HFQsXX6XXX94XX
Associated Field Blank:	-	-	-	-	-	-	-	-

Site: SUMP SEDIMENTS

U: not detected D: diluted result C: confirmed by GC/MS
 J: estimated P: > 25% difference between columns

Table 1
Laboratory Report of Analysis

LOCATION:	CD-108	CD-109	CD-109
ISIS ID:	HFGD108XXX94XX	HFGD109XXX94XX	HFGD109XXX94XX
LAB NUMBER:	2228904	2226506	2226506 D
DATE SAMPLED:	10/13/94	10/11/94	10/11/94
DATE EXTRACTED:	10/19/94	10/15/94	10/15/94
DATE ANALYZED:	11/28/94	11/17/94	11/23/94

ANALYTE	SOW-3/90 - II	CRQL			
alpha-BHC	1.7	7.7	U	2.2	U
beta-BHC	1.7	7.7	U	2.2	U
delta-BHC	1.7	7.7	U	2.2	U
gamma-BHC (Lindane)	1.7	7.7	U	2.2	U
Heptachlor	1.7	7.7	U	2.2	U
Aldrin	1.7	7.7	U	2.2	U
Heptachlor Epoxide	1.7	7.7	U	2.2	U
Endosulfan I	1.7	7.7	U	2.2	U
Dieldrin	3.3	15	U	4.3	U
4,4'-DDE	3.3	15	U	11	P
Endrin	3.3	15	U	4.3	U
Endosulfan II	3.3	15	U	4.3	U
4,4'-DDD	3.3	15	U	4.4	P
Endrin Aldehyde	3.3	16	P	4.3	U
Endosulfan Sulfate	3.3	15	U	4.3	U
4,4'-DDT	3.3	17	P	7.9	P
Methoxychlor	17	77	U	22	U
Endrin Ketone	3.3	15	U	4.3	U
alpha-Chlordane	1.7	7.7	U	2.2	U
gamma-Chlordane	1.7	7.7	U	2.2	U
Toxaphene	170	770	U	220	U
Aroclor-1016	33	150	U	43	U
Aroclor-1221	67	300	U	88	U
Aroclor-1232	33	150	U	43	U
Aroclor-1242	33	150	U	43	U
Aroclor-1248	33	150	U	43	U
Aroclor-1254	33	150	U	43	U
Aroclor-1260	33	150	U	5400	E

Dilution Factor:	3.00	1.00	20.0
Percent Solids:	66	76	76
Sample Volume/Weight (ml/g):	30.0	30.0	30.0
Associated Method Blank:	PSB1019A1	PSB1015B	PSB1015A1
Associated Equipment Blank:	HFQ5XX6XXX94XX	HFQ5XX5XXX94XX	HFQ5XX6XXX94XX
Associated Field Blank:	-	-	-

Site: SUMP SEDIMENTS

U: not detected D: diluted result C: confirmed by GC/MS
J: estimated P: > 25% difference between columns

Table 2
Validation / Summary Table

	CD-101	CD-101	CD-102	CD-103	CD-104	CD-105	CD-106	CD-107		
LOCATION:	CD-101 DUP	CD-101	CD-102	CD-103	CD-104	CD-105	CD-106	CD-107		
ISIS ID:	HFCD101XXX94XD	HFCD101XXX94XX	HFCD102XXX94XX	HFCD103XXX94XX	HFCD104XXX94XX	HFCD105XXX94XX	HFCD106XXX94XX	HFCD107XXX94XX		
LAB NUMBER:	2227904	2227901	2227905	2227906	2227907	2228901	2228902	2228903		
DATE SAMPLED:	10/12/94	10/12/94	10/12/94	10/12/94	10/12/94	10/13/94	10/13/94	10/13/94		
DATE EXTRACTED:	10/18/94	10/18/94	10/18/94	10/18/94	10/18/94	10/19/94	10/19/94	10/19/94		
DATE ANALYZED:	11/25/94	11/23/94	11/25/94	11/26/94	11/26/94	11/28/94	11/28/94	11/28/94		
ANALYTE	SOW-3/90 - II	CRQL								
alpha-BHC		1.7	R	R	R	R	7.0 U	6.8 U	3.1 UJ	
beta-BHC		1.7	R	R	R	R	7.0 UJ	6.8 UJ	3.1 UJ	
delta-BHC		1.7	R	R	R	R	7.0 UJ	6.8 UJ	3.1 UJ	
gamma-BHC (Lindane)		1.7	R	R	R	R	7.0 U	6.8 U	3.1 UJ	
Heptachlor		1.7	R	R	R	R	7.0 U	6.8 U	3.1 UJ	
Aldrin	280	J	R	R	R	R	7.0 U	6.8 U	3.1 UJ	
Heptachlor Epoxide		1.7	R	11 JN	R	27 J	R	7.0 U	6.8 U	3.1 UJ
Endosulfan I	79	J	R	R	R	R	R	7.0 U	6.8 U	3.1 UJ
Dieldrin		3.3	R	R	R	R	14 U	13 U	6.1 UJ	
4,4'-DDE		3.3	R	R	R	R	14 U	13 U	6.1 UJ	
Endrin		3.3	R	23 JN	R	18 JN	R	14 UJ	13 UJ	6.1 UJ
Endosulfan II		3.3	R	R	R	R	14 U	13 U	6.1 UJ	
4,4'-DDD		3.3	R	R	R	R	14 UJ	13 UJ	6.1 UJ	
Endrin Aldehyde		3.3	R	R	R	R	R	R	6.1 UJ	
Endosulfan Sulfate		3.3	R	R	R	R	14 U	13 U	6.1 UJ	
4,4'-DDT		3.3	R	R	R	R	14 J	6.7 J	6.1 UJ	
Methoxychlor		17	R	R	R	R	70 UJ	68 UJ	31 UJ	
Endrin Ketone		3.3	R	R	R	R	16 J	13 UJ	6.1 UJ	
alpha-Chlordane		1.7	R	R	R	R	7.0 U	6.8 U	3.1 UJ	
gamma-Chlordane	130	JN	R	R	R	R	7.0 U	6.8 U	3.1 UJ	
Toxaphene		170	R	R	R	R	700 U	680 U	310 UJ	
Aroclor-1016		33	R	R	R	R	140 U	130 U	61 UJ	
Aroclor-1221		67	R	R	R	R	280 U	270 U	120 UJ	
Aroclor-1232		33	R	R	R	R	140 U	130 U	61 UJ	
Aroclor-1242		33	R	R	R	R	140 U	130 U	61 UJ	
Aroclor-1248		33	R	R	R	R	140 U	130 U	61 UJ	
Aroclor-1254		33	R	R	R	R	140 U	130 U	61 UJ	
Aroclor-1260		33	R	R	R	R	140 U	130 U	61 UJ	
Dilution Factor:	25.0	5.00	1.00	5.00	5.00	3.00	3.00	1.00		
Percent Solids:	50	58	67	48	68	73	75	54		
Sample Volume\Weight (ml\g):	30.0	30.0	30.0	30.0	30.0	30.0	30.0	30.0		
Associated Method Blank:	PSB1018B	PSB1018B	PSB1018B	PSB1018B	PSB1018B	PSB1019A1	PSB1019A1	PSB1019A1		
Associated Equipment Blank:	HFQ5XX6XXX94XX	HFQ5XX6XXX94XX	HFQ5XX6XXX94XX	HFQ5XX6XXX94XX	HFQ5XX6XXX94XX	HFQ5XX6XXX94XX	HFQ5XX6XXX94XX	HFQ5XX6XXX94XX		
Associated Field Blank:										

Site: SUMP SEDIMENTS

U: not detected R: unusable

J: estimated N: spike recovery not met

Table 2
Validation / Summary Table

LOCATION:	CD-108	CD-109
ISIS ID:	HFGD108XXX94XX	HFGD109XXX94XX
LAB NUMBER:	2228904	2226506
DATE SAMPLED:	10/13/94	10/11/94
DATE EXTRACTED:	10/19/94	10/15/94
DATE ANALYZED:	11/28/94	11/17/94

ANALYTE	SOW-3/90 - II	CRQL		
alpha-BHC	1.7	7.7	U	R
beta-BHC	1.7	7.7	UJ	R
delta-BHC	1.7	7.7	UJ	R
gamma-BHC (Lindane)	1.7	7.7	U	R
Heptachlor	1.7	7.7	U	R
Aldrin	1.7	7.7	U	R
Heptachlor Epoxide	1.7	7.7	U	R
Endosulfan I	1.7	7.7	U	R
Dieldrin	3.3	15	U	R
4,4'-DDE	3.3	15	U	R
Endrin	3.3	15	UJ	R
Endosulfan II	3.3	15	U	R
4,4'-DDD	3.3	15	UJ	R
Endrin Aldehyde	3.3		R	R
Endosulfan Sulfate	3.3	15	U	R
4,4'-DDT	3.3	17	JN	R
Methoxychlor	17	77	UJ	R
Endrin Ketone	3.3	15	UJ	R
alpha-Chlordane	1.7	7.7	U	R
gamma-Chlordane	1.7	7.7	U	R
Toxaphene	170	770	U	R
Aroclor-1016	33	150	U	R
Aroclor-1221	67	300	U	R
Aroclor-1232	33	150	U	R
Aroclor-1242	33	150	U	R
Aroclor-1248	33	150	U	R
Aroclor-1254	33	150	U	R
Aroclor-1260	33	150	U	J

Dilution Factor:	3.00	1.00
Percent Solids:	66	76
Sample Volume\Weight (ml\g):	30.0	30.0

Associated Method Blank:	PSB1019A1	PSB1015B
Associated Equipment Blank:	HFGSXX6XXX94XX	HFGSXX5XXX94XX
Associated Field Blank:	-	-

Site: SUMP SEDIMENTS

U: not detected R: unusable

J: estimated N: spike recovery not met

Table 1
Laboratory Report of Analysis

LOCATION:	CD-101 DUP	CD-101	CD-102	CD-103	CD-104	CD-105	CD-106	CD-107
ISIS ID:	HFCD101XXX94XD	HFCD101XXX94XX	HFCD102XXX94XX	HFCD103XXX94XX	HFCD104XXX94XX	HFCD105XXX94XX	HFCD106XXX94XX	HFCD107XXX94XX
LAB NUMBER:	227904	227901	227905	227906	227907	228901	228902	228903
DATE SAMPLED:	10/12/94	10/12/94	10/12/94	10/12/94	10/12/94	10/13/94	10/13/94	10/13/94

ANALYTE	SOW-3/90 - 11	CRDL	CD-101 DUP	CD-101	CD-102	CD-103	CD-104	CD-105	CD-106	CD-107
Aluminum		40	16000 *	15100 *	6750 *	5700 *	16200 *	14400	5510	4820
Antimony		12	15.0 U	13.0 U	11.3 U	15.3 B	10.4 U	9.8 U	30.1	12.9 U
Arsenic		2	10.2	9.7	21.0 S	8.3	15.3	1.9 UN	5.0 N	6.7 S
Barium		40	249	222	34.7 B	219	193	162	90.0	101
Beryllium		1	3.4	2.8	0.59 U	0.76 U	2.6	3.6	0.79 B	0.68 U
Cadmium		1	11.3 N	9.4 N	7.1 N	6.7 N	4.8 N	1.3 B*	5.5 *	5.0 *
Calcium	1000		109000 *	89500 *	105000 *	126000 *	79500 *	105000 *	31900 *	198000 *
Chromium		2	43.1	37.0	97.4	39.5	45.4	11.8 *	136 *	47.2 *
Cobalt		10	8.7 B	10.2 B	12.9 B	8.0 B	13.3 B	2.4 B	21.1	16.1 B
Copper		5	188 N*	167 N*	57.9 N*	1380 N*	156 N*	194 N	435 N	132 N
Iron		20	61800	59200	101000	45500	106000	14300	186000	110000
Lead		0.6	676 N*	591 N*	256 N*	631 N*	379 N*	138 N*	342 N*	231 N*
Magnesium	1000		17200 *	15200 *	1900 *	5730 *	12200 *	21000 *	3320 *	10200 *
Manganese		3	2320	1960	737	1450	3170	1300 *	3600 *	7770 *
Mercury		0.1	1.9 N	1.1 N	0.15 UN	2.2 N	0.75 N	0.81	1.1	1.1
Nickel		8	48.4	42.3	34.8	40.9	24.2	6.7 U*	66.8 *	25.1 *
Potassium	1000		3060	2830	754 B	642 B	1740	578 B	574 B	619 B
Selenium		1	1.9 UW*	1.5 U*	1.3 UW*	3.9 S*	2.3 S*	9.5 UWN	1.1 UN	1.6 UWN
Silver		2	2.0 UN	1.7 UN	1.5 UN	1.9 UN	1.4 UN	1.3 UN	1.3 UN	1.7 UN
Sodium	1000		820 B	711 B	714 B	230 B	511 B	728 B	256 B	407 B
Thallium		2	2.3 B	1.7 B	1.6 B	1.9 U	1.3 U	0.95 U	1.1 UW	1.6 U
Vanadium		10	45.4	42.6	52.1	28.7	53.5	9.8 B	75.5	65.5
Zinc		4	1350 E	1170 E	729 E	1550 E	650 E	207 *	1240 *	831 *
Cyanide		1	4.0	0.85 U	0.63 U	0.87 U	3.6	1.2 N	0.58 UN	0.81 UN
Percent Solids:			50	59	67	48	68	73	75	54

Associated Method Blank:	MBHANNA4	MBHANNA4	MBHANNA4	MBHANNA4	MBHANNA4	MBHANNA4	MBHANNA6S	MBHANNA6S	MBHANNA6S
Associated Equipment Blank:	HFQSXX6XXX94XX	HFQSXX6XXX94XX	HFQSXX6XXX94XX	HFQSXX6XXX94XX	HFQSXX6XXX94XX	HFQSXX6XXX94XX	HFQSXX6XXX94XX	HFQSXX6XXX94XX	HFQSXX6XXX94XX
Associated Field Blank:	-	-	-	-	-	-	-	-	-

Site: SUMP SEDIMENTS

U: not detected N: spike recovery not met W: post digestion spike not met B: less than CRDL
E: interference S: method of standard additions *: duplicate analysis not met

Table 1
Laboratory Report of Analysis

LOCATION:	CD-108	CD-109
ISIS ID:	HFCD108XXX94XX	HFCD109XXX94XX
LAB NUMBER:	228904	226506
DATE SAMPLED:	10/13/94	10/11/94

ANALYTE	SOW-3/90 - II	CRDL		
Aluminum	40	9290	15400	
Antimony	12	20.7	13.3	BN*
Arsenic	2	8.8	2.4	BSN
Barium	40	96.6	151	
Beryllium	1	0.86	2.8	
Cadmium	1	6.5	0.87	BN*
Calcium	1000	73600	81900	
Chromium	2	30.8	17.1	*
Cobalt	10	12.8	2.3	B
Copper	5	53.0	21.7	*
Iron	20	97600	14000	
Lead	0.6	256	62.6	
Magnesium	1000	13900	22300	
Manganese	3	3820	2120	
Mercury	0.1	0.39	0.13	U
Nickel	8	38.3	6.6	U
Potassium	1000	1480	1370	
Selenium	1	1.5	1.3	UWN*
Silver	2	1.5	1.3	UN
Sodium	1000	657	879	B
Thallium	2	1.5	1.3	UW
Vanadium	10	53.6	13.3	
Zinc	4	1790	311	E*
Cyanide	1	0.77	1.2	N
Percent Solids:		66	76	

Associated Method Blank:	MBHANNA6S	SDGHANNA2S
Associated Equipment Blank:	HFQSXX6XXX94XX	HFQSXX6XXX94XX
Associated Field Blank:		

Site: SUMP SEDIMENTS

U: not detected N: spike recovery not met W: post digestion spike not met B: less than CRDL
E: interference S: method of standard additions *: duplicate analysis not met

Table 2
Validation / Summary Table

LOCATION:	CD-101 DUP	CD-101	CD-102	CD-103	CD-104	CD-105	CD-106	CD-107
ISIS ID:	HFCD101XXX94XD	HFCD101XXX94XX	HFCD102XXX94XX	HFCD103XXX94XX	HFCD104XXX94XX	HFCD105XXX94XX	HFCD106XXX94XX	HFCD107XXX94XX
LAB NUMBER:	227904	227901	227905	227906	227907	228901	228902	228903
DATE SAMPLED:	10/12/94	10/12/94	10/12/94	10/12/94	10/12/94	10/13/94	10/13/94	10/13/94

ANALYTE	SOW-3/90 - II	CRDL	CD-101 DUP	CD-101	CD-102	CD-103	CD-104	CD-105	CD-106	CD-107
Aluminum	40		16000 J	15100	6750	5700 J	16200	14400	5510	4820
Antimony	12		15.0 UJ	13.0 U	11.3 U	15.3 J	10.4 U	9.8 U	30.1	12.9 U
Arsenic	2		10.2 J	9.7	21.0	8.3 J	15.3	1.9 U	5.0	6.7
Barium	40		249 J	222	34.7 J	219 J	193	162	90.0	101
Beryllium	1		3.4 J	2.8	0.59 U	0.76 UJ	2.6	3.6	0.79 J	0.68 U
Cadmium	1		11.3 J	9.4 J	7.1 J	6.7 J	4.8 J	1.3 J	5.5 J	5.0 J
Calcium	1000		109000 J	89500	105000	126000 J	79500	105000	31900	198000
Chromium	2		43.1 J	37.0	97.4	39.5 J	45.4	11.8	136	47.2
Cobalt	10		8.7 J	10.2 J	12.9 J	8.0 J	13.3 J	2.4 J	21.1	16.1 J
Copper	5		R	R	R	R	R	R	R	R
Iron	20		61800 J	59200	101000	45500 J	106000	14300	186000	110000
Lead	0.6		676 J	591 J	256 J	631 J	379 J	138 J	342 J	231 J
Magnesium	1000		17200 J	15200	1900	5730 J	12200	21000	3320	10200
Manganese	3		2320 J	1960	737	1450 J	3170	1300	3600	7770
Mercury	0.1		1.9 J	1.1 J	0.15 UJ	2.2 J	0.75 J	0.81 J	1.1 J	1.1 J
Nickel	8		48.4 J	42.3	34.8	40.9 J	24.2	6.7 U	66.8	25.1
Potassium	1000		3060 J	2830	754 J	642 J	1740	578 J	574 J	619 J
Selenium	1		1.9 U	1.5 U	1.3 UJ	3.9 J	2.3	9.5 UJ	1.1 U	1.6 UJ
Silver	2		2.0 UJ	1.7 UJ	1.5 UJ	1.9 UJ	1.4 UJ	1.3 UJ	1.3 UJ	1.7 UJ
Sodium	1000		820 J	711 J	714 J	230 J	511 J	728 J	256 J	407 J
Thallium	2		2.3 J	1.7 J	1.6 J	1.9 UJ	1.3 U	0.95 U	1.1 U	1.6 U
Vanadium	10		45.4 J	42.6	52.1	28.7 J	53.5	9.8 J	75.5	65.5
Zinc	4		1350 J	1170 J	729 J	1550 J	650 J	207 J	1240 J	831 J
Cyanide	1		4.0 J	0.85 UJ	0.63 U	0.87 UJ	3.6	1.2	0.58 U	0.81 U
Percent Solids:			50	59	67	48	68	73	75	54

Associated Method Blank:	MBHANNA4	MBHANNA4	MBHANNA4	MBHANNA4	MBHANNA4	MBHANNA4	MBHANNA6S	MBHANNA6S	MBHANNA6S
Associated Equipment Blank:	HFQSXX6XXX94XX	HFQSXX6XXX94XX	HFQSXX6XXX94XX	HFQSXX6XXX94XX	HFQSXX6XXX94XX	HFQSXX6XXX94XX	HFQSXX6XXX94XX	HFQSXX6XXX94XX	HFQSXX6XXX94XX
Associated Field Blank:									

Site: SUMP SEDIMENTS

U: not detected R: unusable
J: estimated

Table 2
Validation / Summary Table

LOCATION:	CD-108	CD-109
ISIS ID:	HFC108XXX94XX	HFC109XXX94XX
LAB NUMBER:	228904	226506
DATE SAMPLED:	10/13/94	10/11/94

ANALYTE	SOW-3/90 - II	CRDL		
Aluminum	40	9290	15400	
Antimony	12	20.7	13.3	J
Arsenic	2	8.8	2.4	J
Barium	40	96.6	151	
Beryllium	1	0.86	2.8	J
Cadmium	1	6.5	0.87	J
Calcium	1000	73600	81900	
Chromium	2	30.8	17.1	
Cobalt	10	12.8	2.3	J
Copper	5			R
Iron	20	97600	14000	
Lead	0.6	256	62.6	J
Magnesium	1000	13900	22300	
Manganese	3	3820	2120	
Mercury	0.1	0.39	0.13	UJ
Nickel	8	38.3	6.6	U
Potassium	1000	1480	1370	J
Selenium	1	1.5	1.3	UJ
Silver	2	1.5	-1.3	UJ
Sodium	1000	657	879	J
Thallium	2	1.5	1.3	UJ
Vanadium	10	53.6	13.3	
Zinc	4	1790	311	J
Cyanide	1	0.77	1.2	
Percent Solids:		66	76	

Associated Method Blank:	MBHANNA6S	SDGHANNA2S
Associated Equipment Blank:	HFQ5XX6XXX94XX	HFQ5XX6XXX94XX
Associated Field Blank:		

Site: SUMP SEDIMENTS
U: not detected R: unusable
J: estimated

Table 1
Laboratory Report of Analysis

LOCATION:	CD-101 DUP	CD-101	CD-102	CD-103	CD-104	CD-105	CD-106	CD-107
ISIS ID:	HFCD101XXX94XD	HFCD101XXX94XX	HFCD102XXX94XX	HFCD103XXX94XX	HFCD104XXX94XX	HFCD105XXX94XX	HFCD106XXX94XX	HFCD107XXX94XX
LAB NUMBER:	E227904	E227901	E227905	E227906	E227907	E228901	E228902	E228903
DATE SAMPLED:	10/12/94	10/12/94	10/12/94	10/12/94	10/12/94	10/13/94	10/13/94	10/13/94

ANALYTE	RL	CD-101	CD-101	CD-102	CD-103	CD-104	CD-105	CD-106	CD-107
arsenic	52.0	52.0 UN	52.0 UN	52.0 UN	52.0 UN	52.0 UN	52.0 UN	52.0 UN	52.0 UN
barium	11.0	814	765	367	797	849	1480	726	1120
cadmium	2.0	3.1 B	10.2	7.6	2.0 U	2.0 U	6.6	8.9	2.0 U
chromium	5.0	9.9 B	15.5	12.4	7.4 B	6.2 B	6.3 B	6.2 B	8.6 B
lead	26.0	179	292	714	273	38.9	200	115	26.0 U
mercury	0.20	0.20 U	0.20 U	0.20 U	0.20 U	0.20 U	0.33	0.20 U	0.20 U
selenium	90.0	90.0 U	90.0 U	90.0 U	90.0 U	90.0 U	90.0 U	90.0 U	90.0 U
silver	5.0	5.0 U	5.0 U	5.0 U	5.0 U	5.0 U	5.0 U	5.0 U	5.0 U

Associated Method Blank:	EPHANNA4	EPHANNA4	EPHANNA4	EPHANNA4	EPHANNA4	MBHANNA6EP	MBHANNA6EP	MBHANNA6EP
Associated Equipment Blank:	-	-	-	-	-	-	-	-
Associated Field Blank:	-	-	-	-	-	-	-	-

Site: SUMP SEDIMENTS

Note: Inorganic Data - EPTOX Metals

U: not detected N: spike recovery not met B: less than RL *: duplicate analysis not met

Table 1
Laboratory Report of Analysis

LOCATION:	CD-108	CD-109
ISIS ID:	HFCD108XXX94XX	HFCD109XXX94XX
LAB NUMBER:	E228904	E226506
DATE SAMPLED:	10/13/94	10/11/94

ANALYTE	RL		
arsenic	52.0	52.0 UN	52.0 UN
barium	11.0	779	449
cadmium	2.0	7.4	2.0 U*
chromium	5.0	7.4 B	5.0 U*
lead	26.0	26.0 U	26.0 U*
mercury	0.20	0.20 U	0.20 U
selenium	90.0	90.0 U	90.0 U
silver	5.0	5.0 U	15.5 *

Associated Method Blank:	MBHANNA6EP	SDGHANNAZE
Associated Equipment Blank:	-	-
Associated Field Blank:	-	-

Site: SUMP SEDIMENTS

Note: Inorganic Data - EPTOX Metals

U: not detected N: spike recovery not met B: less than RL *: duplicate analysis not met

Table 2
Validation / Summary Table

ANALYTE	Validation / Summary Table								
	CD-101 DUP	CD-101	CD-102	CD-103	CD-104	CD-105	CD-106	CD-107	RL
LOCATION:	CD-101 DUP	CD-101	CD-102	CD-103	CD-104	CD-105	CD-106	CD-107	
ISIS ID:	HFC101XXX94XD	HFC101XXX94XX	HFC102XXX94XX	HFC103XXX94XX	HFC104XXX94XX	HFC105XXX94XX	HFC106XXX94XX	HFC107XXX94XX	
LAB NUMBER:	E227904	E227901	E227905	E227906	E227907	E228901	E228902	E228903	
DATE SAMPLED:	10/12/94	10/12/94	10/12/94	10/12/94	10/12/94	10/13/94	10/13/94	10/13/94	
arsenic	52.0	52.0 UN	52.0 UN	52.0 UN	52.0 UN	52.0 UN	52.0 U	52.0 U	52.0 U
barium	11.0	814	765	367	797	849	1480	726	1120
cadmium	2.0	3.1 J	10.2 J	7.6 J	2.0 UJ	2.0 UJ	6.6 J	8.9 J	2.0 UJ
chromium	5.0	9.9 J	15.5 J	12.4	7.4	6.2	6.3 J	6.2 J	8.6 J
lead	26.0	179	292	714	273	38.9	200	115	26.0 U
mercury	0.20	0.20 U	0.20 U	0.20 U	0.20 U	0.20 U	0.33 J	R	R
selenium	90.0	90.0 U	90.0 U	90.0 U	90.0 U	90.0 U	90.0 U	90.0 U	90.0 U
silver	5.0	5.0 U	5.0 U	5.0 U	5.0 U	5.0 U	5.0 U	5.0 U	5.0 U

=====
 Associated Method Blank: EPHANNA4 EPHANNA4 EPHANNA4 EPHANNA4 EPHANNA4 EPHANNA4 MBHANNA6EP MBHANNA6EP MBHANNA6EP
 Associated Equipment Blank: - - - - - - - - -
 Associated Field Blank: - - - - - - - - -

Site: SUMP SEDIMENTS

Note: Inorganic Data - EPTOX Metals

U: not detected N: spike recovery not met J: estimated R: unusable

Table 2
Validation / Summary Table

LOCATION:	CD-108	CD-109
ISIS ID:	HFC108XXX94XX	HFC109XXX94XX
LAB NUMBER:	E228904	E226506
DATE SAMPLED:	10/13/94	10/11/94

ANALYTE	RL		
arsenic	52.0	52.0 U	52.0 U
barium	11.0	779	449
cadmium	2.0	7.4 J	2.0 U
chromium	5.0	7.4 J	5.0 U
lead	26.0	26.0 U	26.0 U
mercury	0.20	R	0.20 U
selenium	90.0	90.0 U	90.0 U
silver	5.0	5.0 U	15.5

=====
 Associated Method Blank: MBHANNA6P SDGHANNA2E
 Associated Equipment Blank: - -
 Associated Field Blank: - -

Site: SUMP SEDIMENTS

Note: Inorganic Data - EPTOX Metals

U: not detected N: spike recovery not met J: estimated R: unusable

Table 1
Laboratory Report of Analysis

LOCATION:	CD-101 DUP	CD-101	CD-102	CD-103	CD-104	CD-105	CD-106	CD-107
ISIS ID:	HFCD101XXX94XD	HFCD101XXX94XX	HFCD102XXX94XX	HFCD103XXX94XX	HFCD104XXX94XX	HFCD105XXX94XX	HFCD106XXX94XX	HFCD107XXX94XX
LAB NUMBER:	2227904	2227901	2227905	2227906	2227907	2228901	2228902	2228903
DATE SAMPLED:	10/12/94	10/12/94	10/12/94	10/12/94	10/12/94	10/13/94	10/13/94	10/13/94
DATE ANALYZED:	10/31/94	10/31/94	10/31/94	10/31/94	10/31/94	11/09/94	11/09/94	11/09/94

ANALYTE	RL								
Corrosivity, inch/Year	0.01	0.01 U	0.01 U	0.01 U	0.01 U	0.01 U	0.01 U	0.01 U	0.01 U
Ignitability, Degrees F	212	>212	>212	>212	>212	>212	>212	>212	>212
Cyanide, Reactive, ppm	1.0	1 U	1 U	1 U	1 U	1 U	1 U	1 U	1 U
sulfide, Reactive, ppm	1.0	1 U	1 U	1 U	1 U	1 U	1 U	1 U	1 U

Associated Method Blank:	MBWCHANNA4	MBWCHANNA4	MBWCHANNA4	MBWCHANNA4	MBWCHANNA4	MBHANNA6	MBHANNA6	MBHANNA6
Associated Equipment Blank:	-	-	-	-	-	-	-	-
Associated Field Blank:	-	-	-	-	-	-	-	-

Site: SUMP SEDIMENTS
U: not detected

Table 1
Laboratory Report of Analysis

LOCATION:	CD-108	CD-109
ISIS ID:	HFCD108XXX94XX	HFCD109XXX94XX
LAB NUMBER:	2228904	2226506
DATE SAMPLED:	10/13/94	10/11/94
DATE ANALYZED:	11/09/94	10/24/94

ANALYTE	RL		
Corrosivity, inch/Year	0.01	0.01 U	0.01 U
Ignitability, Degrees F	212	>212	>212
Cyanide, Reactive, ppm	1.0	1 U	1 U
sulfide, Reactive, ppm	1.0	1 U	1 U

=====
 Associated Method Blank: MBHANNA6 SDGHANNA2
 Associated Equipment Blank: - -
 Associated Field Blank: - -

Site: SUMP SEDIMENTS
 U: not detected

Table 2
Validation / Summary Table

	CD-101 DUP	CD-101	CD-102	CD-103	CD-104	CD-105	CD-106	CD-107
LOCATION:	CD-101 DUP	CD-101	CD-102	CD-103	CD-104	CD-105	CD-106	CD-107
ISIS ID:	HFCD101XXX94XD	HFCD101XXX94XX	HFCD102XXX94XX	HFCD103XXX94XX	HFCD104XXX94XX	HFCD105XXX94XX	HFCD106XXX94XX	HFCD107XXX94XX
LAB NUMBER:	2227904	2227901	2227905	2227906	2227907	2228901	2228902	2228903
DATE SAMPLED:	10/12/94	10/12/94	10/12/94	10/12/94	10/12/94	10/13/94	10/13/94	10/13/94
DATE ANALYZED:	10/31/94	10/31/94	10/31/94	10/31/94	10/31/94	11/09/94	11/09/94	11/09/94

ANALYTE	RL								
Corrosivity, inch/Year	0.01	0.01 U	0.01 U	0.01 U	0.01 U	0.01 U	0.01 U	0.01 U	0.01 U
Ignitability, Degrees F	212	>212	>212	>212	>212	>212	>212	>212	>212
Cyanide, Reactive, ppm	1.0	1 U	1 U	1 U	1 U	1 U	1 U	1 U	1 U
sulfide, Reactive, ppm	1.0	1 U	1 U	1 U	1 U	1 U	1 U	1 U	1 U

Associated Method Blank:	MBWCHANNA4	MBWCHANNA4	MBWCHANNA4	MBWCHANNA4	MBWCHANNA4	MBHANNA6	MBHANNA6	MBHANNA6
Associated Equipment Blank:	-	-	-	-	-	-	-	-
Associated Field Blank:	-	-	-	-	-	-	-	-

Site: SUMP SEDIMENTS
U: not detected

Table 2
Validation / Summary Table

LOCATION:	CD-108	CD-109
ISIS ID:	HFCD108XXX94XX	HFCD109XXX94XX
LAB NUMBER:	2228904	2226506
DATE SAMPLED:	10/13/94	10/11/94
DATE ANALYZED:	11/09/94	10/24/94

ANALYTE	RL		
Corrosivity, inch/Year	0.01	0.01 U	0.01 U
Ignitability, Degrees F	212	>212	>212
Cyanide, Reactive, ppm	1.0	1 U	1 U
sulfide, Reactive, ppm	1.0	1 U	1 U

=====
 Associated Method Blank: MBHANNA6 SDGHANNA2
 Associated Equipment Blank: - -
 Associated Field Blank: - -

Site: SUMP SEDIMENTS
 U: not detected

Table 1
Laboratory Report of Analysis

LOCATION:	PS-101	PS-102	PS-103	PS-104 DUP	PS-104 DUP	PS-104	PS-105	PS-106
DEPTH:	9	5	7	9	9	9	7	11
ISIS ID:	HFPS101XX994XX	HFPS102XX594XX	HFPS103XX794XX	HFPS104XX994XD	HFPS104XX994XD	HFPS104XX994XX	HFPS105XX794XX	HFPS106X1194XX
LAB NUMBER:	2232307	2232308	2232309	2232304	2232304 R	2232301	2232305	2232306
DATE SAMPLED:	10/18/94	10/18/94	10/18/94	10/17/94	10/17/94	10/17/94	10/17/94	10/17/94
DATE ANALYZED:	10/22/94	10/26/94	10/22/94	10/26/94	10/26/94	10/22/94	10/22/94	10/22/94

ANALYTE	SOW-3/90 - II	CRQL	PS-101	PS-102	PS-103	PS-104 DUP	PS-104 DUP	PS-104	PS-105	PS-106
Chloromethane	10		12 U	11 U	12 U	12 U	12 U	13 U	13 U	14 U
Bromomethane	10		12 U	11 U	12 U	12 U	12 U	13 U	13 U	14 U
Vinyl Chloride	10		12 U	11 U	12 U	12 U	12 U	13 U	13 U	14 U
Chloroethane	10		12 U	11 U	12 U	12 U	12 U	13 U	13 U	14 U
Methylene Chloride	10		12 B	6 JB	11 JB	3 JB	4 JB	15 B	12 JB	11 JB
Acetone	10		12 U	8 JB	5 J	12 JB	9 JB	5 J	4 J	14 U
Carbon Disulfide	10		12 U	11 U	2 J	12 U	12 U	13 U	13 U	14 U
1,1-Dichloroethene	10		12 U	11 U	12 U	12 U	12 U	13 U	13 U	14 U
1,1-Dichloroethane	10		12 U	11 U	12 U	12 U	12 U	13 U	13 U	14 U
1,2-Dichloroethene (total)	10		12 U	11 U	12 U	12 U	12 U	13 U	13 U	14 U
Chloroform	10		12 U	11 U	12 U	12 U	12 U	13 U	13 U	14 U
1,2-Dichloroethane	10		12 U	11 U	12 U	12 U	12 U	13 U	13 U	14 U
2-Butanone	10		12 U	11 U	12 U	12 U	12 U	13 U	13 U	14 U
1,1,1-Trichloroethane	10		12 U	11 U	12 U	12 U	12 U	13 U	13 U	14 U
Carbon Tetrachloride	10		12 U	11 U	12 U	12 U	12 U	13 U	13 U	14 U
Bromodichloromethane	10		12 U	11 U	12 U	12 U	12 U	13 U	13 U	14 U
1,2-Dichloropropane	10		12 U	11 U	12 U	12 U	12 U	13 U	13 U	14 U
cis-1,3-Dichloropropene	10		12 U	11 U	12 U	12 U	12 U	13 U	13 U	14 U
Trichloroethene	10		12 U	11 U	12 U	12 U	12 U	13 U	13 U	14 U
Dibromochloromethane	10		12 U	11 U	12 U	12 U	12 U	13 U	13 U	14 U
1,1,2-Trichloroethane	10		12 U	11 U	12 U	12 U	12 U	13 U	13 U	14 U
Benzene	10		12 U	11 U	12 U	12 U	12 U	2 J	13 U	14 U
trans-1,3-Dichloropropene	10		12 U	11 U	12 U	12 U	12 U	13 U	13 U	14 U
Bromoform	10		12 U	11 U	12 U	12 U	12 U	13 U	13 U	14 U
4-Methyl-2-Pentanone	10		12 U	11 U	12 U	12 U	12 U	13 U	13 U	14 U
2-Hexanone	10		12 U	11 U	12 U	12 U	12 U	13 U	13 U	14 U
Tetrachloroethene	10		12 U	11 U	12 U	12 U	12 U	13 U	13 U	14 U
1,1,2,2-Tetrachloroethane	10		12 U	11 U	12 U	12 U	12 U	13 U	13 U	14 U
Toluene	10		2 J	11 U	12 U	12 U	12 U	13 U	13 U	14 U
Chlorobenzene	10		12 U	11 U	12 U	12 U	12 U	13 U	13 U	14 U
Ethylbenzene	10		3 J	11 U	12 U	12 U	12 U	13 U	13 U	14 U
Styrene	10		12 U	11 U	12 U	12 U	12 U	13 U	13 U	14 U
Total Xylenes	10		2 J	11 U	12 U	12 U	12 U	13 U	13 U	14 U

Dilution Factor:	1.00	1.00	1.00	1.00	1.00	1.00	1.00	1.00	1.00	1.00
Percent Solids:	84	88	85	80	80	77	76	69		
Sample Volume\Weight (ml\g):	5.00	5.00	5.00	5.00	5.00	5.00	5.00	5.00	5.00	5.00
Associated Method Blank:	P1381.D	D0852.D	P1381.D	D0852.D	D0852.D	P1381.D	P1381.D	P1381.D	P1381.D	P1381.D
Associated Equipment Blank:	HFQ5XX8XXX94XX	HFQ5XX8XXX94XX	HFQ5XX8XXX94XX	HFQ5XX8XXX94XX	HFQ5XX8XXX94XX	HFQ5XX8XXX94XX	HFQ5XX8XXX94XX	HFQ5XX8XXX94XX	HFQ5XX8XXX94XX	HFQ5XX8XXX94XX
Associated Field Blank:	-	-	-	-	-	-	-	-	-	-
Associated Trip Blank:	-	-	-	-	-	-	-	-	-	-

Site: TEST PIT
 U: not detected B: blank contamination
 J: estimated

Table 1
Laboratory Report of Analysis

LOCATION:	PS-107	PS-108
DEPTH:	6	10
ISIS ID:	HFPS107XX694XX	HFPS108X1094XX
LAB NUMBER:	2232310	2232311
DATE SAMPLED:	10/18/94	10/18/94
DATE ANALYZED:	10/22/94	10/26/94

ANALYTE	SOW-3/90 - II	CRQL		
Chloromethane	10	14	U	14 U
Bromomethane	10	14	U	14 U
Vinyl Chloride	10	14	U	14 U
Chloroethane	10	14	U	14 U
Methylene Chloride	10	13	JB	7 JB
Acetone	10	6	J	4 JB
Carbon Disulfide	10	14	U	14 U
1,1-Dichloroethene	10	14	U	14 U
1,1-Dichloroethane	10	14	U	14 U
1,2-Dichloroethene (total)	10	14	U	14 U
Chloroform	10	14	U	14 U
1,2-Dichloroethane	10	14	U	14 U
2-Butanone	10	14	U	14 U
1,1,1-Trichloroethane	10	14	U	14 U
Carbon Tetrachloride	10	14	U	14 U
Bromodichloromethane	10	14	U	14 U
1,2-Dichloropropane	10	14	U	14 U
cis-1,3-Dichloropropene	10	14	U	14 U
Trichloroethene	10	14	U	14 U
Dibromochloromethane	10	14	U	14 U
1,1,2-Trichloroethane	10	14	U	14 U
Benzene	10	14	U	14 U
trans-1,3-Dichloropropene	10	14	U	14 U
Bromoform	10	14	U	14 U
4-Methyl-2-Pentanone	10	14	U	14 U
2-Hexanone	10	14	U	14 U
Tetrachloroethene	10	14	U	14 U
1,1,2,2-Tetrachloroethane	10	14	U	14 U
Toluene	10	14	U	14 U
Chlorobenzene	10	14	U	14 U
Ethylbenzene	10	14	U	14 U
Styrene	10	14	U	14 U
Total Xylenes	10	14	U	14 U

Dilution Factor:	1.00	1.00
Percent Solids:	70	71
Sample Volume\Weight (ml\g):	5.00	5.00
Associated Method Blank:	P1381.D	D0852.D
Associated Equipment Blank:	HFQ5XX8XXX94XX	HFQ5XX8XXX94XX
Associated Field Blank:	-	-
Associated Trip Blank:	-	-

Site: TEST PIT

U: not detected

B: blank contamination

J: estimated

Table 2
Validation / Summary Table

	PS-101	PS-102	PS-103	PS-104 DUP	PS-104	PS-105	PS-106	PS-107
LOCATION:	PS-101	PS-102	PS-103	PS-104 DUP	PS-104	PS-105	PS-106	PS-107
DEPTH:	9	5	7	9	9	7	11	6
ISIS ID:	HFPS101XX994XX	HFPS102XX594XX	HFPS103XX794XX	HFPS104XX994XD	HFPS104XX994XX	HFPS105XX794XX	HFPS106X1194XX	HFPS107XX694XX
LAB NUMBER:	2232307	2232308	2232309	2232304	2232301	2232305	2232306	2232310
DATE SAMPLED:	10/18/94	10/18/94	10/18/94	10/17/94	10/17/94	10/17/94	10/17/94	10/18/94
DATE ANALYZED:	10/22/94	10/26/94	10/22/94	10/26/94	10/22/94	10/22/94	10/22/94	10/22/94
ANALYTE	SOW-3/90 - II	CRQL						
Chloromethane	10	10	12 U	11 U	12 U	13 U	13 U	14 U
Bromomethane	10	12 U	12 U	11 U	12 U	13 U	13 U	14 U
Vinyl Chloride	10	12 U	12 U	11 U	12 U	13 U	13 U	14 U
Chloroethane	10	12 U	12 U	11 U	12 U	13 U	13 U	14 U
Methylene Chloride	10	12 U	12 U	11 U	12 U	13 U	13 U	14 U
Acetone	10	12 U	12 U	11 U	12 U	13 U	13 U	14 U
Carbon Disulfide	10	12 U	12 U	11 U	12 U	13 U	13 U	14 U
1,1-Dichloroethene	10	12 U	12 U	11 U	12 U	13 U	13 U	14 U
1,1-Dichloroethane	10	12 U	12 U	11 U	12 U	13 U	13 U	14 U
1,2-Dichloroethene (total)	10	12 U	12 U	11 U	12 U	13 U	13 U	14 U
Chloroform	10	12 U	12 U	11 U	12 U	13 U	13 U	14 U
1,2-Dichloroethane	10	12 U	12 U	11 U	12 U	13 U	13 U	14 U
2-Butanone	10	12 U	12 U	11 U	12 U	13 U	13 U	14 U
1,1,1-Trichloroethane	10	12 U	12 U	11 U	12 U	13 U	13 U	14 U
Carbon Tetrachloride	10	12 U	12 U	11 U	12 U	13 U	13 U	14 U
Bromodichloromethane	10	12 U	12 U	11 U	12 U	13 U	13 U	14 U
1,2-Dichloropropane	10	12 U	12 U	11 U	12 U	13 U	13 U	14 U
cis-1,3-Dichloropropene	10	12 U	12 U	11 U	12 U	13 U	13 U	14 U
Trichloroethene	10	12 U	12 U	11 U	12 U	13 U	13 U	14 U
Dibromochloromethane	10	12 U	12 U	11 U	12 U	13 U	13 U	14 U
1,1,2-Trichloroethane	10	12 U	12 U	11 U	12 U	13 U	13 U	14 U
Benzene	10	12 U	12 U	11 U	12 U	13 U	13 U	14 U
trans-1,3-Dichloropropene	10	12 U	12 U	11 U	12 U	13 U	13 U	14 U
Bromoform	10	12 U	12 U	11 U	12 U	13 U	13 U	14 U
4-Methyl-2-Pentanone	10	12 U	12 U	11 U	12 U	13 U	13 U	14 U
2-Hexanone	10	12 U	12 U	11 U	12 U	13 U	13 U	14 U
Tetrachloroethene	10	12 U	12 U	11 U	12 U	13 U	13 U	14 U
1,1,2,2-Tetrachloroethane	10	12 U	12 U	11 U	12 U	13 U	13 U	14 U
Toluene	10	2 J	11 U	11 U	12 U	13 U	13 U	14 U
Chlorobenzene	10	12 U	11 U	11 U	12 U	13 U	13 U	14 U
Ethylbenzene	10	3 J	11 U	11 U	12 U	13 U	13 U	14 U
Styrene	10	12 U	11 U	11 U	12 U	13 U	13 U	14 U
Total Xylenes	10	2 J	11 U	11 U	12 U	13 U	13 U	14 U
Dilution Factor:	1.00	1.00	1.00	1.00	1.00	1.00	1.00	1.00
Percent Solids:	84	88	85	80	77	76	69	70
Sample Volume\Weight (ml\g):	5.00	5.00	5.00	5.00	5.00	5.00	5.00	5.00
Associated Method Blank:	P1381.D	D0852.D	P1381.D	D0852.D	P1381.D	P1381.D	P1381.D	P1381.D
Associated Equipment Blank:	HFQ8XX8XXX94XX	HFQ8XX8XXX94XX	HFQ8XX8XXX94XX	HFQ8XX8XXX94XX	HFQ8XX8XXX94XX	HFQ8XX8XXX94XX	HFQ8XX8XXX94XX	HFQ8XX8XXX94XX
Associated Field Blank:	-	-	-	-	-	-	-	-
Associated Trip Blank:	-	-	-	-	-	-	-	-

Site: TEST PIT
 U: not detected
 J: estimated

Table 2
Validation / Summary Table

LOCATION: PS-108
 DEPTH: 10
 ISIS ID: HFPS108X1094XX
 LAB NUMBER: 2232311
 DATE SAMPLED: 10/18/94
 DATE ANALYZED: 10/26/94

ANALYTE	SOW-3/90 - II	CRQL
Chloromethane	10	14 U
Bromomethane	10	14 U
Vinyl Chloride	10	14 U
Chloroethane	10	14 U
Methylene Chloride	10	14 UJ
Acetone	10	14 UJ
Carbon Disulfide	10	14 U
1,1-Dichloroethene	10	14 U
1,1-Dichloroethane	10	14 U
1,2-Dichloroethene (total)	10	14 U
Chloroform	10	14 U
1,2-Dichloroethane	10	14 U
2-Butanone	10	14 U
1,1,1-Trichloroethane	10	14 U
Carbon Tetrachloride	10	14 U
Bromodichloromethane	10	14 U
1,2-Dichloropropane	10	14 U
cis-1,3-Dichloropropene	10	14 U
Trichloroethene	10	14 U
Dibromochloromethane	10	14 U
1,1,2-Trichloroethane	10	14 U
Benzene	10	14 U
trans-1,3-Dichloropropene	10	14 U
Bromoform	10	14 U
4-Methyl-2-Pentanone	10	14 U
2-Hexanone	10	14 U
Tetrachloroethene	10	14 U
1,1,2,2-Tetrachloroethane	10	14 U
Toluene	10	14 U
Chlorobenzene	10	14 U
Ethylbenzene	10	14 U
Styrene	10	14 U
Total Xylenes	10	14 U

Dilution Factor: 1.00
 Percent Solids: 71
 Sample Volume/Weight (ml/g): 5.00

Associated Method Blank: D0852.D
 Associated Equipment Blank: HFQSXX8XXX94XX
 Associated Field Blank: -
 Associated Trip Blank: -

Site: TEST PIT
 U: not detected
 J: estimated

Table 2
Validation / Summary Table

ANALYTE	Validation / Summary Table								
	CD-101 DUP	CD-101	CD-102	CD-103	CD-104	CD-105	CD-106	CD-107	RL
LOCATION:	CD-101 DUP	CD-101	CD-102	CD-103	CD-104	CD-105	CD-106	CD-107	
ISIS ID:	HFC101XXX94XD	HFC101XXX94XX	HFC102XXX94XX	HFC103XXX94XX	HFC104XXX94XX	HFC105XXX94XX	HFC106XXX94XX	HFC107XXX94XX	
LAB NUMBER:	E227904	E227901	E227905	E227906	E227907	E228901	E228902	E228903	
DATE SAMPLED:	10/12/94	10/12/94	10/12/94	10/12/94	10/12/94	10/13/94	10/13/94	10/13/94	
arsenic	52.0	52.0 UN	52.0 UN	52.0 UN	52.0 UN	52.0 UN	52.0 U	52.0 U	52.0 U
barium	11.0	814	765	367	797	849	1480	726	1120
cadmium	2.0	3.1 J	10.2 J	7.6 J	2.0 UJ	2.0 UJ	6.6 J	8.9 J	2.0 UJ
chromium	5.0	9.9 J	15.5 J	12.4	7.4	6.2	6.3 J	6.2 J	8.6 J
lead	26.0	179	292	714	273	38.9	200	115	26.0 U
mercury	0.20	0.20 U	0.20 U	0.20 U	0.20 U	0.20 U	0.33 J	R	R
selenium	90.0	90.0 U	90.0 U	90.0 U	90.0 U	90.0 U	90.0 U	90.0 U	90.0 U
silver	5.0	5.0 U	5.0 U	5.0 U	5.0 U	5.0 U	5.0 U	5.0 U	5.0 U

=====
 Associated Method Blank: EPHANNA4 EPHANNA4 EPHANNA4 EPHANNA4 EPHANNA4 EPHANNA4 MBHANNA6EP MBHANNA6EP MBHANNA6EP
 Associated Equipment Blank: - - - - - - - - -
 Associated Field Blank: - - - - - - - - -

Site: SUMP SEDIMENTS

Note: Inorganic Data - EPTOX Metals

U: not detected N: spike recovery not met J: estimated R: unusable

Table 2
Validation / Summary Table

LOCATION:	CD-108	CD-109
ISIS ID:	HFCD108XXX94XX	HFCD109XXX94XX
LAB NUMBER:	E228904	E226506
DATE SAMPLED:	10/13/94	10/11/94

ANALYTE	RL		
arsenic	52.0	52.0 U	52.0 U
barium	11.0	779	449
cadmium	2.0	7.4 J	2.0 U
chromium	5.0	7.4 J	5.0 U
lead	26.0	26.0 U	26.0 U
mercury	0.20	R	0.20 U
selenium	90.0	90.0 U	90.0 U
silver	5.0	5.0 U	15.5

=====
 Associated Method Blank: MBHANNA6P SDGHANNA2E
 Associated Equipment Blank: - -
 Associated Field Blank: - -

Site: SUMP SEDIMENTS

Note: Inorganic Data - EPTOX Metals

U: not detected N: spike recovery not met J: estimated R: unusable

Table 1
Laboratory Report of Analysis

LOCATION:	CD-101 DUP	CD-101	CD-102	CD-103	CD-104	CD-105	CD-106	CD-107
ISIS ID:	HFCD101XXX94XD	HFCD101XXX94XX	HFCD102XXX94XX	HFCD103XXX94XX	HFCD104XXX94XX	HFCD105XXX94XX	HFCD106XXX94XX	HFCD107XXX94XX
LAB NUMBER:	2227904	2227901	2227905	2227906	2227907	2228901	2228902	2228903
DATE SAMPLED:	10/12/94	10/12/94	10/12/94	10/12/94	10/12/94	10/13/94	10/13/94	10/13/94
DATE ANALYZED:	10/31/94	10/31/94	10/31/94	10/31/94	10/31/94	11/09/94	11/09/94	11/09/94

ANALYTE	RL	CD-101 DUP	CD-101	CD-102	CD-103	CD-104	CD-105	CD-106	CD-107
Corrosivity, inch/Year	0.01	0.01 U	0.01 U	0.01 U	0.01 U	0.01 U	0.01 U	0.01 U	0.01 U
Ignitability, Degrees F	212	>212	>212	>212	>212	>212	>212	>212	>212
Cyanide, Reactive, ppm	1.0	1 U	1 U	1 U	1 U	1 U	1 U	1 U	1 U
sulfide, Reactive, ppm	1.0	1 U	1 U	1 U	1 U	1 U	1 U	1 U	1 U

Associated Method Blank:	MBWCHANNA4	MBWCHANNA4	MBWCHANNA4	MBWCHANNA4	MBWCHANNA4	MBHANNA6	MBHANNA6	MBHANNA6
Associated Equipment Blank:	-	-	-	-	-	-	-	-
Associated Field Blank:	-	-	-	-	-	-	-	-

Site: SUMP SEDIMENTS
U: not detected

Table 1
Laboratory Report of Analysis

LOCATION:	CD-108	CD-109
ISIS ID:	HFCD108XXX94XX	HFCD109XXX94XX
LAB NUMBER:	2228904	2226506
DATE SAMPLED:	10/13/94	10/11/94
DATE ANALYZED:	11/09/94	10/24/94

ANALYTE	RL		
Corrosivity, inch/Year	0.01	0.01 U	0.01 U
Ignitability, Degrees F	212	>212	>212
Cyanide, Reactive, ppm	1.0	1 U	1 U
sulfide, Reactive, ppm	1.0	1 U	1 U

=====
 Associated Method Blank: MBHANNA6 SDGHANNA2
 Associated Equipment Blank: - -
 Associated Field Blank: - -

Site: SUMP SEDIMENTS
 U: not detected

Table 2
Validation / Summary Table

	CD-101 DUP	CD-101	CD-102	CD-103	CD-104	CD-105	CD-106	CD-107
LOCATION:	CD-101 DUP	CD-101	CD-102	CD-103	CD-104	CD-105	CD-106	CD-107
ISIS ID:	HFCD101XXX94XD	HFCD101XXX94XX	HFCD102XXX94XX	HFCD103XXX94XX	HFCD104XXX94XX	HFCD105XXX94XX	HFCD106XXX94XX	HFCD107XXX94XX
LAB NUMBER:	2227904	2227901	2227905	2227906	2227907	2228901	2228902	2228903
DATE SAMPLED:	10/12/94	10/12/94	10/12/94	10/12/94	10/12/94	10/13/94	10/13/94	10/13/94
DATE ANALYZED:	10/31/94	10/31/94	10/31/94	10/31/94	10/31/94	11/09/94	11/09/94	11/09/94

ANALYTE	RL								
Corrosivity, inch/Year	0.01	0.01 U	0.01 U	0.01 U	0.01 U	0.01 U	0.01 U	0.01 U	0.01 U
Ignitability, Degrees F	212	>212	>212	>212	>212	>212	>212	>212	>212
Cyanide, Reactive, ppm	1.0	1 U	1 U	1 U	1 U	1 U	1 U	1 U	1 U
sulfide, Reactive, ppm	1.0	1 U	1 U	1 U	1 U	1 U	1 U	1 U	1 U

Associated Method Blank:	MBWCHANNA4	MBWCHANNA4	MBWCHANNA4	MBWCHANNA4	MBWCHANNA4	MBHANNA6	MBHANNA6	MBHANNA6
Associated Equipment Blank:	-	-	-	-	-	-	-	-
Associated Field Blank:	-	-	-	-	-	-	-	-

Site: SUMP SEDIMENTS
U: not detected

Table 2
Validation / Summary Table

LOCATION:	CD-108	CD-109
ISIS ID:	HFCD108XXX94XX	HFCD109XXX94XX
LAB NUMBER:	2228904	2226506
DATE SAMPLED:	10/13/94	10/11/94
DATE ANALYZED:	11/09/94	10/24/94

ANALYTE	RL		
Corrosivity, inch/Year	0.01	0.01 U	0.01 U
Ignitability, Degrees F	212	>212	>212
Cyanide, Reactive, ppm	1.0	1 U	1 U
sulfide, Reactive, ppm	1.0	1 U	1 U

=====
 Associated Method Blank: MBHANNA6 SDGHANNA2
 Associated Equipment Blank: - -
 Associated Field Blank: - -

Site: SUMP SEDIMENTS
 U: not detected

Table 1
Laboratory Report of Analysis

LOCATION:	PS-101	PS-102	PS-103	PS-104 DUP	PS-104 DUP	PS-104	PS-105	PS-106
DEPTH:	9	5	7	9	9	9	7	11
ISIS ID:	HFPS101XX994XX	HFPS102XX594XX	HFPS103XX794XX	HFPS104XX994XD	HFPS104XX994XD	HFPS104XX994XX	HFPS105XX794XX	HFPS106X1194XX
LAB NUMBER:	2232307	2232308	2232309	2232304	2232304 R	2232301	2232305	2232306
DATE SAMPLED:	10/18/94	10/18/94	10/18/94	10/17/94	10/17/94	10/17/94	10/17/94	10/17/94
DATE ANALYZED:	10/22/94	10/26/94	10/22/94	10/26/94	10/26/94	10/22/94	10/22/94	10/22/94

ANALYTE	SOW-3/90 - II	CRQL	PS-101	PS-102	PS-103	PS-104 DUP	PS-104 DUP	PS-104	PS-105	PS-106
Chloromethane	10		12 U	11 U	12 U	12 U	12 U	13 U	13 U	14 U
Bromomethane	10		12 U	11 U	12 U	12 U	12 U	13 U	13 U	14 U
Vinyl Chloride	10		12 U	11 U	12 U	12 U	12 U	13 U	13 U	14 U
Chloroethane	10		12 U	11 U	12 U	12 U	12 U	13 U	13 U	14 U
Methylene Chloride	10		12 B	6 JB	11 JB	3 JB	4 JB	15 B	12 JB	11 JB
Acetone	10		12 U	8 JB	5 J	12 JB	9 JB	5 J	4 J	14 U
Carbon Disulfide	10		12 U	11 U	2 J	12 U	12 U	13 U	13 U	14 U
1,1-Dichloroethene	10		12 U	11 U	12 U	12 U	12 U	13 U	13 U	14 U
1,1-Dichloroethane	10		12 U	11 U	12 U	12 U	12 U	13 U	13 U	14 U
1,2-Dichloroethene (total)	10		12 U	11 U	12 U	12 U	12 U	13 U	13 U	14 U
Chloroform	10		12 U	11 U	12 U	12 U	12 U	13 U	13 U	14 U
1,2-Dichloroethane	10		12 U	11 U	12 U	12 U	12 U	13 U	13 U	14 U
2-Butanone	10		12 U	11 U	12 U	12 U	12 U	13 U	13 U	14 U
1,1,1-Trichloroethane	10		12 U	11 U	12 U	12 U	12 U	13 U	13 U	14 U
Carbon Tetrachloride	10		12 U	11 U	12 U	12 U	12 U	13 U	13 U	14 U
Bromodichloromethane	10		12 U	11 U	12 U	12 U	12 U	13 U	13 U	14 U
1,2-Dichloropropane	10		12 U	11 U	12 U	12 U	12 U	13 U	13 U	14 U
cis-1,3-Dichloropropene	10		12 U	11 U	12 U	12 U	12 U	13 U	13 U	14 U
Trichloroethene	10		12 U	11 U	12 U	12 U	12 U	13 U	13 U	14 U
Dibromochloromethane	10		12 U	11 U	12 U	12 U	12 U	13 U	13 U	14 U
1,1,2-Trichloroethane	10		12 U	11 U	12 U	12 U	12 U	13 U	13 U	14 U
Benzene	10		12 U	11 U	12 U	12 U	12 U	2 J	13 U	14 U
trans-1,3-Dichloropropene	10		12 U	11 U	12 U	12 U	12 U	13 U	13 U	14 U
Bromoform	10		12 U	11 U	12 U	12 U	12 U	13 U	13 U	14 U
4-Methyl-2-Pentanone	10		12 U	11 U	12 U	12 U	12 U	13 U	13 U	14 U
2-Hexanone	10		12 U	11 U	12 U	12 U	12 U	13 U	13 U	14 U
Tetrachloroethene	10		12 U	11 U	12 U	12 U	12 U	13 U	13 U	14 U
1,1,2,2-Tetrachloroethane	10		12 U	11 U	12 U	12 U	12 U	13 U	13 U	14 U
Toluene	10		2 J	11 U	12 U	12 U	12 U	13 U	13 U	14 U
Chlorobenzene	10		12 U	11 U	12 U	12 U	12 U	13 U	13 U	14 U
Ethylbenzene	10		3 J	11 U	12 U	12 U	12 U	13 U	13 U	14 U
Styrene	10		12 U	11 U	12 U	12 U	12 U	13 U	13 U	14 U
Total Xylenes	10		2 J	11 U	12 U	12 U	12 U	13 U	13 U	14 U

Dilution Factor:	1.00	1.00	1.00	1.00	1.00	1.00	1.00	1.00	1.00	1.00
Percent Solids:	84	88	85	80	80	77	76	69		
Sample Volume\Weight (ml\g):	5.00	5.00	5.00	5.00	5.00	5.00	5.00	5.00	5.00	5.00
Associated Method Blank:	P1381.D	D0852.D	P1381.D	D0852.D	D0852.D	P1381.D	P1381.D	P1381.D		
Associated Equipment Blank:	HFQ5XX8XXX94XX	HFQ5XX8XXX94XX	HFQ5XX8XXX94XX	HFQ5XX8XXX94XX	HFQ5XX8XXX94XX	HFQ5XX8XXX94XX	HFQ5XX8XXX94XX	HFQ5XX8XXX94XX	HFQ5XX8XXX94XX	HFQ5XX8XXX94XX
Associated Field Blank:	-	-	-	-	-	-	-	-	-	-
Associated Trip Blank:	-	-	-	-	-	-	-	-	-	-

Site: TEST PIT
 U: not detected B: blank contamination
 J: estimated

Table 1
Laboratory Report of Analysis

LOCATION:	PS-107	PS-108
DEPTH:	6	10
ISIS ID:	HFPS107XX694XX	HFPS108X1094XX
LAB NUMBER:	2232310	2232311
DATE SAMPLED:	10/18/94	10/18/94
DATE ANALYZED:	10/22/94	10/26/94

ANALYTE	SOW-3/90 - II	CRQL		
Chloromethane	10	14	U	14 U
Bromomethane	10	14	U	14 U
Vinyl Chloride	10	14	U	14 U
Chloroethane	10	14	U	14 U
Methylene Chloride	10	13	JB	7 JB
Acetone	10	6	J	4 JB
Carbon Disulfide	10	14	U	14 U
1,1-Dichloroethene	10	14	U	14 U
1,1-Dichloroethane	10	14	U	14 U
1,2-Dichloroethene (total)	10	14	U	14 U
Chloroform	10	14	U	14 U
1,2-Dichloroethane	10	14	U	14 U
2-Butanone	10	14	U	14 U
1,1,1-Trichloroethane	10	14	U	14 U
Carbon Tetrachloride	10	14	U	14 U
Bromodichloromethane	10	14	U	14 U
1,2-Dichloropropane	10	14	U	14 U
cis-1,3-Dichloropropene	10	14	U	14 U
Trichloroethene	10	14	U	14 U
Dibromochloromethane	10	14	U	14 U
1,1,2-Trichloroethane	10	14	U	14 U
Benzene	10	14	U	14 U
trans-1,3-Dichloropropene	10	14	U	14 U
Bromoform	10	14	U	14 U
4-Methyl-2-Pentanone	10	14	U	14 U
2-Hexanone	10	14	U	14 U
Tetrachloroethene	10	14	U	14 U
1,1,2,2-Tetrachloroethane	10	14	U	14 U
Toluene	10	14	U	14 U
Chlorobenzene	10	14	U	14 U
Ethylbenzene	10	14	U	14 U
Styrene	10	14	U	14 U
Total Xylenes	10	14	U	14 U

Dilution Factor:	1.00	1.00
Percent Solids:	70	71
Sample Volume\Weight (ml\g):	5.00	5.00
Associated Method Blank:	P1381.D	D0852.D
Associated Equipment Blank:	HFQ5XX8XXX94XX	HFQ5XX8XXX94XX
Associated Field Blank:	-	-
Associated Trip Blank:	-	-

Site: TEST PIT

U: not detected

B: blank contamination

J: estimated

Table 2
Validation / Summary Table

	PS-101	PS-102	PS-103	PS-104 DUP	PS-104	PS-105	PS-106	PS-107
LOCATION:	PS-101	PS-102	PS-103	PS-104 DUP	PS-104	PS-105	PS-106	PS-107
DEPTH:	9	5	7	9	9	7	11	6
ISIS ID:	HFPS101XX994XX	HFPS102XX594XX	HFPS103XX794XX	HFPS104XX994XD	HFPS104XX994XX	HFPS105XX794XX	HFPS106X1194XX	HFPS107XX694XX
LAB NUMBER:	2232307	2232308	2232309	2232304	2232301	2232305	2232306	2232310
DATE SAMPLED:	10/18/94	10/18/94	10/18/94	10/17/94	10/17/94	10/17/94	10/17/94	10/18/94
DATE ANALYZED:	10/22/94	10/26/94	10/22/94	10/26/94	10/22/94	10/22/94	10/22/94	10/22/94
ANALYTE	SOW-3/90 - II	CRQL						
Chloromethane	10	10	12 U	11 U	12 U	13 U	13 U	14 U
Bromomethane	10	12 U	12 U	11 U	12 U	13 U	13 U	14 U
Vinyl Chloride	10	12 U	12 U	11 U	12 U	13 U	13 U	14 U
Chloroethane	10	12 U	12 U	11 U	12 U	13 U	13 U	14 U
Methylene Chloride	10	12 U	12 U	11 U	12 U	13 U	13 U	14 U
Acetone	10	12 U	12 U	11 U	12 U	13 U	13 U	14 U
Carbon Disulfide	10	12 U	12 U	11 U	12 U	13 U	13 U	14 U
1,1-Dichloroethene	10	12 U	12 U	11 U	12 U	13 U	13 U	14 U
1,1-Dichloroethane	10	12 U	12 U	11 U	12 U	13 U	13 U	14 U
1,2-Dichloroethene (total)	10	12 U	12 U	11 U	12 U	13 U	13 U	14 U
Chloroform	10	12 U	12 U	11 U	12 U	13 U	13 U	14 U
1,2-Dichloroethane	10	12 U	12 U	11 U	12 U	13 U	13 U	14 U
2-Butanone	10	12 U	12 U	11 U	12 U	13 U	13 U	14 U
1,1,1-Trichloroethane	10	12 U	12 U	11 U	12 U	13 U	13 U	14 U
Carbon Tetrachloride	10	12 U	12 U	11 U	12 U	13 U	13 U	14 U
Bromodichloromethane	10	12 U	12 U	11 U	12 U	13 U	13 U	14 U
1,2-Dichloropropane	10	12 U	12 U	11 U	12 U	13 U	13 U	14 U
cis-1,3-Dichloropropene	10	12 U	12 U	11 U	12 U	13 U	13 U	14 U
Trichloroethene	10	12 U	12 U	11 U	12 U	13 U	13 U	14 U
Dibromochloromethane	10	12 U	12 U	11 U	12 U	13 U	13 U	14 U
1,1,2-Trichloroethane	10	12 U	12 U	11 U	12 U	13 U	13 U	14 U
Benzene	10	12 U	12 U	11 U	12 U	13 U	13 U	14 U
trans-1,3-Dichloropropene	10	12 U	12 U	11 U	12 U	13 U	13 U	14 U
Bromoform	10	12 U	12 U	11 U	12 U	13 U	13 U	14 U
4-Methyl-2-Pentanone	10	12 U	12 U	11 U	12 U	13 U	13 U	14 U
2-Hexanone	10	12 U	12 U	11 U	12 U	13 U	13 U	14 U
Tetrachloroethene	10	12 U	12 U	11 U	12 U	13 U	13 U	14 U
1,1,2,2-Tetrachloroethane	10	12 U	12 U	11 U	12 U	13 U	13 U	14 U
Toluene	10	2 J	11 U	11 U	12 U	13 U	13 U	14 U
Chlorobenzene	10	12 U	11 U	11 U	12 U	13 U	13 U	14 U
Ethylbenzene	10	3 J	11 U	11 U	12 U	13 U	13 U	14 U
Styrene	10	12 U	11 U	11 U	12 U	13 U	13 U	14 U
Total Xylenes	10	2 J	11 U	11 U	12 U	13 U	13 U	14 U
Dilution Factor:	1.00	1.00	1.00	1.00	1.00	1.00	1.00	1.00
Percent Solids:	84	88	85	80	77	76	69	70
Sample Volume\Weight (ml\g):	5.00	5.00	5.00	5.00	5.00	5.00	5.00	5.00
Associated Method Blank:	P1381.D	D0852.D	P1381.D	D0852.D	P1381.D	P1381.D	P1381.D	P1381.D
Associated Equipment Blank:	HFQ8XX8XXX94XX	HFQ8XX8XXX94XX	HFQ8XX8XXX94XX	HFQ8XX8XXX94XX	HFQ8XX8XXX94XX	HFQ8XX8XXX94XX	HFQ8XX8XXX94XX	HFQ8XX8XXX94XX
Associated Field Blank:	-	-	-	-	-	-	-	-
Associated Trip Blank:	-	-	-	-	-	-	-	-

Site: TEST PIT
 U: not detected
 J: estimated

Table 2
Validation / Summary Table

LOCATION: PS-108
 DEPTH: 10
 ISIS ID: HFPS108X1094XX
 LAB NUMBER: 2232311
 DATE SAMPLED: 10/18/94
 DATE ANALYZED: 10/26/94

ANALYTE	SOW-3/90 - II	CRQL
Chloromethane	10	14 U
Bromomethane	10	14 U
Vinyl Chloride	10	14 U
Chloroethane	10	14 U
Methylene Chloride	10	14 UJ
Acetone	10	14 UJ
Carbon Disulfide	10	14 U
1,1-Dichloroethene	10	14 U
1,1-Dichloroethane	10	14 U
1,2-Dichloroethene (total)	10	14 U
Chloroform	10	14 U
1,2-Dichloroethane	10	14 U
2-Butanone	10	14 U
1,1,1-Trichloroethane	10	14 U
Carbon Tetrachloride	10	14 U
Bromodichloromethane	10	14 U
1,2-Dichloropropane	10	14 U
cis-1,3-Dichloropropene	10	14 U
Trichloroethene	10	14 U
Dibromochloromethane	10	14 U
1,1,2-Trichloroethane	10	14 U
Benzene	10	14 U
trans-1,3-Dichloropropene	10	14 U
Bromoform	10	14 U
4-Methyl-2-Pentanone	10	14 U
2-Hexanone	10	14 U
Tetrachloroethene	10	14 U
1,1,2,2-Tetrachloroethane	10	14 U
Toluene	10	14 U
Chlorobenzene	10	14 U
Ethylbenzene	10	14 U
Styrene	10	14 U
Total Xylenes	10	14 U

Dilution Factor: 1.00
 Percent Solids: 71
 Sample Volume/Weight (ml/g): 5.00

Associated Method Blank: D0852.D
 Associated Equipment Blank: HFQSXX8XXX94XX
 Associated Field Blank: -
 Associated Trip Blank: -

Site: TEST PIT
 U: not detected
 J: estimated

Table 1
Laboratory Report of Analysis

LOCATION:	PS-101	PS-102	PS-103	PS-104 DUP	PS-104	PS-105	PS-106	PS-106
DEPTH:	9	5	7	9	9	7	11	11
ISIS ID:	HFPS101XX994XX	HFPS102XX594XX	HFPS103XX794XX	HFPS104XX994XD	HFPS104XX994XX	HFPS105XX794XX	HFPS106X1194XX	HFPS106X1194XX
LAB NUMBER:	2232307	2232308	2232309	2232304	2232301	2232305	2232306	2232306 D
DATE SAMPLED:	10/18/94	10/18/94	10/18/94	10/17/94	10/17/94	10/17/94	10/17/94	10/17/94
DATE EXTRACTED:	10/21/94	10/21/94	10/21/94	10/21/94	10/21/94	10/21/94	10/21/94	10/21/94
DATE ANALYZED:	12/02/94	12/02/94	12/02/94	11/28/94	11/28/94	11/28/94	11/28/94	11/30/94

ANALYTE	SOW-3/90 - II	CRQL	PS-101	PS-102	PS-103	PS-104 DUP	PS-104	PS-105	PS-106	PS-106
Phenol	330		400 U	380 U	400 U	2100 U	4300 U	440 U	480 U	970 U
bis(2-Chloroethyl)ether	330		400 U	380 U	400 U	2100 U	4300 U	440 U	480 U	970 U
2-Chlorophenol	330		400 U	380 U	400 U	2100 U	4300 U	440 U	480 U	970 U
1,3-Dichlorobenzene	330		400 U	380 U	400 U	2100 U	4300 U	440 U	480 U	970 U
1,4-Dichlorobenzene	330		400 U	380 U	400 U	2100 U	4300 U	440 U	480 U	970 U
1,2-Dichlorobenzene	330		400 U	380 U	400 U	2100 U	4300 U	440 U	480 U	970 U
2-Methylphenol	330		400 U	380 U	400 U	2100 U	4300 U	440 U	480 U	970 U
2,2'-oxybis(1-Chloropropane)	330		400 U	380 U	400 U	2100 U	4300 U	440 U	480 U	970 U
4-Methylphenol	330		400 U	380 U	400 U	2100 U	4300 U	440 U	480 U	970 U
N-Nitroso-di-n-propylamine	330		400 U	380 U	400 U	2100 U	4300 U	440 U	480 U	970 U
Hexachloroethane	330		400 U	380 U	400 U	2100 U	4300 U	440 U	480 U	970 U
Nitrobenzene	330		400 U	380 U	400 U	2100 U	4300 U	440 U	480 U	970 U
Isophorone	330		400 U	380 U	400 U	2100 U	4300 U	440 U	480 U	970 U
2-Nitrophenol	330		400 U	380 U	400 U	2100 U	4300 U	440 U	480 U	970 U
2,4-Dimethylphenol	330		400 U	380 U	400 U	2100 U	4300 U	440 U	480 U	970 U
bis(2-Chloroethoxy)methane	330		400 U	380 U	400 U	2100 U	4300 U	440 U	480 U	970 U
2,4-Dichlorophenol	330		400 U	380 U	400 U	2100 U	4300 U	440 U	480 U	970 U
1,2,4-Trichlorobenzene	330		400 U	380 U	400 U	2100 U	4300 U	440 U	480 U	970 U
Naphthalene	330		110 J	220 J	140 J	2100 U	4300 U	110 J	53 J	970 U
4-Chloroaniline	330		400 U	380 U	400 U	2100 U	4300 U	440 U	480 U	970 U
Hexachlorobutadiene	330		400 U	380 U	400 U	2100 U	4300 U	440 U	480 U	970 U
4-Chloro-3-Methylphenol	330		400 U	380 U	400 U	2100 U	4300 U	440 U	480 U	970 U
2-Methylnaphthalene	330		87 J	200 J	220 J	2100 U	4300 U	60 J	480 U	970 U
Hexachlorocyclopentadiene	330		400 U	380 U	400 U	2100 U	4300 U	440 U	480 U	970 U
2,4,6-Trichlorophenol	330		400 U	380 U	400 U	2100 U	4300 U	440 U	480 U	970 U
2,4,5-Trichlorophenol	800		950 U	910 U	950 U	5000 U	10000 U	1000 U	1200 U	2300 U
2-Chloronaphthalene	330		400 U	380 U	400 U	2100 U	4300 U	440 U	480 U	970 U
2-Nitroaniline	800		950 U	910 U	950 U	5000 U	10000 U	1000 U	1200 U	2300 U
Dimethylphthalate	330		400 U	380 U	400 U	2100 U	4300 U	440 U	480 U	970 U
Acenaphthylene	330		400 U	110 J	400 U	2100 U	4300 U	440 U	480 U	970 U
2,6-Dinitrotoluene	330		400 U	380 U	400 U	2100 U	4300 U	440 U	480 U	970 U

Site: TEST PIT
 U: not detected E: interference
 J: estimated D: diluted result

Table 1
Laboratory Report of Analysis

LOCATION:	PS-101	PS-102	PS-103	PS-104 DUP	PS-104	PS-105	PS-106	PS-106
DEPTH:	9	5	7	9	9	7	11	11
ISIS ID:	HFPS101XX994XX	HFPS102XX594XX	HFPS103XX794XX	HFPS104XX994XD	HFPS104XX994XX	HFPS105XX794XX	HFPS106X1194XX	HFPS106X1194XX
LAB NUMBER:	2232307	2232308	2232309	2232304	2232301	2232305	2232306	2232306 D
DATE SAMPLED:	10/18/94	10/18/94	10/18/94	10/17/94	10/17/94	10/17/94	10/17/94	10/17/94
DATE EXTRACTED:	10/21/94	10/21/94	10/21/94	10/21/94	10/21/94	10/21/94	10/21/94	10/21/94
DATE ANALYZED:	12/02/94	12/02/94	12/02/94	11/28/94	11/28/94	11/28/94	11/28/94	11/30/94

ANALYTE	SOW-3/90 - II	CRQL															
3-Nitroaniline	800	950	U	910	U	950	U	5000	U	10000	U	1000	U	1200	U	2300	U
Acenaphthene	330	340	J	250	J	150	J	2100	U	4300	U	72	J	67	J	970	U
2,4-Dinitrophenol	800	950	U	910	U	950	U	5000	U	10000	U	1000	U	1200	U	2300	U
4-Nitrophenol	800	950	U	910	U	950	U	5000	U	10000	U	1000	U	1200	U	2300	U
Dibenzofuran	330	70	J	180	J	100	J	2100	U	4300	U	440	U	480	U	970	U
2,4-Dinitrotoluene	330	400	U	380	U	400	U	2100	U	4300	U	440	U	480	U	970	U
Diethylphthalate	330	400	U	380	U	400	U	2100	U	4300	U	440	U	480	U	970	U
4-Chlorophenyl-phenylether	330	400	U	380	U	400	U	2100	U	4300	U	440	U	480	U	970	U
Fluorene	330	83	J	210	J	92	J	2100	U	4300	U	49	J	480	U	970	U
4-Nitroaniline	800	950	U	910	U	950	U	5000	U	10000	U	1000	U	1200	U	2300	U
4,6-Dinitro-2-methylphenol	800	950	U	910	U	950	U	5000	U	10000	U	1000	U	1200	U	2300	U
N-Nitrosodiphenylamine	330	400	U	380	U	400	U	2100	U	4300	U	440	U	480	U	970	U
4-Bromophenyl-phenylether	330	400	U	380	U	400	U	2100	U	4300	U	440	U	480	U	970	U
Hexachlorobenzene	330	400	U	380	U	400	U	2100	U	4300	U	440	U	480	U	970	U
Pentachlorophenol	800	950	U	910	U	950	U	5000	U	10000	U	1000	U	1200	U	2300	U
Phenanthrene	330	580	U	1200	U	700	J	660	J	1800	J	240	J	610	J	590	JD
Anthracene	330	130	J	270	J	140	J	2100	U	4300	U	53	J	75	J	970	U
Carbazole	330	48	J	380	U	400	U	2100	U	4300	U	440	U	87	J	970	U
Di-n-butylphthalate	330	400	U	380	U	400	U	2100	U	4300	U	440	U	53	J	970	U
Fluoranthene	330	1200	U	1400	U	1100	U	5400	U	14000	U	480	U	3900	E	4200	D
Pyrene	330	1300	U	2500	U	1400	U	6000	U	15000	U	530	U	3800	U	4500	D
Butylbenzylphthalate	330	400	U	380	U	400	U	2100	U	4300	U	440	U	480	U	970	U
3,3'-Dichlorobenzidine	330	400	U	380	U	400	U	2100	U	4300	U	440	U	480	U	970	U
Benzo(a)Anthracene	330	1000	U	1700	U	760	U	5000	U	13000	U	400	J	3300	E	3600	D
Chrysene	330	1100	U	2100	U	1000	U	6700	U	17000	U	530	U	4200	E	5200	D
bis(2-Ethylhexyl)phthalate	330	140	J	210	J	74	J	2100	U	4300	U	60	J	480	U	970	U
Di-n-octylphthalate	330	400	U	380	U	400	U	2100	U	4300	U	440	U	480	U	970	U
Benzo(b)Fluoranthene	330	990	U	1900	U	830	U	6600	U	17000	U	520	U	5700	E	5000	D
Benzo(k)Fluoranthene	330	1100	U	1100	U	550	U	4900	U	11000	U	350	J	2200	U	2900	D
Benzo(a)Pyrene	330	1200	U	1900	U	790	U	6600	U	16000	U	450	U	4300	E	4400	D
Indeno(1,2,3-c,d)Pyrene	330	570	U	910	U	350	J	2900	U	7800	U	240	J	1600	U	2300	D
Dibenz(a,h)Anthracene	330	46	J	58	J	400	U	2100	U	540	J	440	U	90	J	140	JD
Benzo(g,h,i)perylene	330	420	U	680	U	290	J	2000	J	6100	U	190	J	1200	U	1800	D

Dilution Factor:	1.00	1.00	1.00	5.00	10.0	1.00	1.00	2.00
Percent Solids:	84	88	84	80	77	76	69	69
Sample Volume\Weight (ml\g):	30.0	30.0	30.0	30.0	30.0	30.0	30.0	30.0
Associated Method Blank:	Q1795.D	Q1795.D	Q1795.D	Q1795.D	Q1795.D	Q1795.D	Q1795.D	Q1795.D
Associated Equipment Blank:	HFQsXX8XXX94XX	HFQsXX8XXX94XX	HFQsXX8XXX94XX	HFQsXX8XXX94XX	HFQsXX8XXX94XX	HFQsXX8XXX94XX	HFQsXX8XXX94XX	HFQsXX8XXX94XX
Associated Field Blank:	-	-	-	-	-	-	-	-

Site: TEST PIT

U: not detected E: interference
J: estimated D: diluted result

Table 1
Laboratory Report of Analysis

LOCATION:	CD-101 DUP	CD-101	CD-102	CD-103	CD-104	CD-105	CD-106	CD-107
ISIS ID:	HFCD101XXX94XD	HFCD101XXX94XX	HFCD102XXX94XX	HFCD103XXX94XX	HFCD104XXX94XX	HFCD105XXX94XX	HFCD106XXX94XX	HFCD107XXX94XX
LAB NUMBER:	2227904	2227901	2227905	2227906	2227907	2228901	2228902	2228903
DATE SAMPLED:	10/12/94	10/12/94	10/12/94	10/12/94	10/12/94	10/13/94	10/13/94	10/13/94
DATE ANALYZED:	10/31/94	10/31/94	10/31/94	10/31/94	10/31/94	11/09/94	11/09/94	11/09/94

ANALYTE	RL	CD-101 DUP	CD-101	CD-102	CD-103	CD-104	CD-105	CD-106	CD-107
Corrosivity, inch/Year	0.01	0.01 U	0.01 U	0.01 U	0.01 U	0.01 U	0.01 U	0.01 U	0.01 U
Ignitability, Degrees F	212	>212	>212	>212	>212	>212	>212	>212	>212
Cyanide, Reactive, ppm	1.0	1 U	1 U	1 U	1 U	1 U	1 U	1 U	1 U
sulfide, Reactive, ppm	1.0	1 U	1 U	1 U	1 U	1 U	1 U	1 U	1 U

Associated Method Blank:	MBWCHANNA4	MBWCHANNA4	MBWCHANNA4	MBWCHANNA4	MBWCHANNA4	MBHANNA6	MBHANNA6	MBHANNA6
Associated Equipment Blank:	-	-	-	-	-	-	-	-
Associated Field Blank:	-	-	-	-	-	-	-	-

Site: SUMP SEDIMENTS
U: not detected

Table 1
Laboratory Report of Analysis

LOCATION:	CD-108	CD-109
ISIS ID:	HFCD108XXX94XX	HFCD109XXX94XX
LAB NUMBER:	2228904	2226506
DATE SAMPLED:	10/13/94	10/11/94
DATE ANALYZED:	11/09/94	10/24/94

ANALYTE	RL		
Corrosivity, inch/Year	0.01	0.01 U	0.01 U
Ignitability, Degrees F	212	>212	>212
Cyanide, Reactive, ppm	1.0	1 U	1 U
sulfide, Reactive, ppm	1.0	1 U	1 U

```

=====
Associated Method Blank: MBHANNA6      SDGHANNA2
Associated Equipment Blank: -            -
Associated Field Blank:   -            -
    
```

Site: SUMP SEDIMENTS
U: not detected

Table 2
Validation / Summary Table

	CD-101 DUP	CD-101	CD-102	CD-103	CD-104	CD-105	CD-106	CD-107
LOCATION:	CD-101 DUP	CD-101	CD-102	CD-103	CD-104	CD-105	CD-106	CD-107
ISIS ID:	HFCD101XXX94XD	HFCD101XXX94XX	HFCD102XXX94XX	HFCD103XXX94XX	HFCD104XXX94XX	HFCD105XXX94XX	HFCD106XXX94XX	HFCD107XXX94XX
LAB NUMBER:	2227904	2227901	2227905	2227906	2227907	2228901	2228902	2228903
DATE SAMPLED:	10/12/94	10/12/94	10/12/94	10/12/94	10/12/94	10/13/94	10/13/94	10/13/94
DATE ANALYZED:	10/31/94	10/31/94	10/31/94	10/31/94	10/31/94	11/09/94	11/09/94	11/09/94

ANALYTE	RL	CD-101 DUP	CD-101	CD-102	CD-103	CD-104	CD-105	CD-106	CD-107
Corrosivity, inch/Year	0.01	0.01 U	0.01 U	0.01 U	0.01 U	0.01 U	0.01 U	0.01 U	0.01 U
Ignitability, Degrees F	212	>212	>212	>212	>212	>212	>212	>212	>212
Cyanide, Reactive, ppm	1.0	1 U	1 U	1 U	1 U	1 U	1 U	1 U	1 U
sulfide, Reactive, ppm	1.0	1 U	1 U	1 U	1 U	1 U	1 U	1 U	1 U

Associated Method Blank:	MBWCHANNA4	MBWCHANNA4	MBWCHANNA4	MBWCHANNA4	MBWCHANNA4	MBWCHANNA4	MBHANNA6	MBHANNA6	MBHANNA6
Associated Equipment Blank:	-	-	-	-	-	-	-	-	-
Associated Field Blank:	-	-	-	-	-	-	-	-	-

Site: SUMP SEDIMENTS
U: not detected

Table 2
Validation / Summary Table

LOCATION:	CD-108	CD-109
ISIS ID:	HFCD108XXX94XX	HFCD109XXX94XX
LAB NUMBER:	2228904	2226506
DATE SAMPLED:	10/13/94	10/11/94
DATE ANALYZED:	11/09/94	10/24/94

ANALYTE	RL		
Corrosivity, inch/Year	0.01	0.01 U	0.01 U
Ignitability, Degrees F	212	>212	>212
Cyanide, Reactive, ppm	1.0	1 U	1 U
sulfide, Reactive, ppm	1.0	1 U	1 U

=====
 Associated Method Blank: MBHANNA6 SDGHANNA2
 Associated Equipment Blank: - -
 Associated Field Blank: - -

Site: SUMP SEDIMENTS
 U: not detected

Table 1
Laboratory Report of Analysis

LOCATION:	PS-101	PS-102	PS-103	PS-104 DUP	PS-104 DUP	PS-104	PS-105	PS-106
DEPTH:	9	5	7	9	9	9	7	11
ISIS ID:	HFPS101XX994XX	HFPS102XX594XX	HFPS103XX794XX	HFPS104XX994XD	HFPS104XX994XD	HFPS104XX994XX	HFPS105XX794XX	HFPS106X1194XX
LAB NUMBER:	2232307	2232308	2232309	2232304	2232304 R	2232301	2232305	2232306
DATE SAMPLED:	10/18/94	10/18/94	10/18/94	10/17/94	10/17/94	10/17/94	10/17/94	10/17/94
DATE ANALYZED:	10/22/94	10/26/94	10/22/94	10/26/94	10/26/94	10/22/94	10/22/94	10/22/94

ANALYTE	SOW-3/90 - II	CRQL	PS-101	PS-102	PS-103	PS-104 DUP	PS-104 DUP	PS-104	PS-105	PS-106
Chloromethane	10		12 U	11 U	12 U	12 U	12 U	13 U	13 U	14 U
Bromomethane	10		12 U	11 U	12 U	12 U	12 U	13 U	13 U	14 U
Vinyl Chloride	10		12 U	11 U	12 U	12 U	12 U	13 U	13 U	14 U
Chloroethane	10		12 U	11 U	12 U	12 U	12 U	13 U	13 U	14 U
Methylene Chloride	10		12 B	6 JB	11 JB	3 JB	4 JB	15 B	12 JB	11 JB
Acetone	10		12 U	8 JB	5 J	12 JB	9 JB	5 J	4 J	14 U
Carbon Disulfide	10		12 U	11 U	2 J	12 U	12 U	13 U	13 U	14 U
1,1-Dichloroethene	10		12 U	11 U	12 U	12 U	12 U	13 U	13 U	14 U
1,1-Dichloroethane	10		12 U	11 U	12 U	12 U	12 U	13 U	13 U	14 U
1,2-Dichloroethene (total)	10		12 U	11 U	12 U	12 U	12 U	13 U	13 U	14 U
Chloroform	10		12 U	11 U	12 U	12 U	12 U	13 U	13 U	14 U
1,2-Dichloroethane	10		12 U	11 U	12 U	12 U	12 U	13 U	13 U	14 U
2-Butanone	10		12 U	11 U	12 U	12 U	12 U	13 U	13 U	14 U
1,1,1-Trichloroethane	10		12 U	11 U	12 U	12 U	12 U	13 U	13 U	14 U
Carbon Tetrachloride	10		12 U	11 U	12 U	12 U	12 U	13 U	13 U	14 U
Bromodichloromethane	10		12 U	11 U	12 U	12 U	12 U	13 U	13 U	14 U
1,2-Dichloropropane	10		12 U	11 U	12 U	12 U	12 U	13 U	13 U	14 U
cis-1,3-Dichloropropene	10		12 U	11 U	12 U	12 U	12 U	13 U	13 U	14 U
Trichloroethene	10		12 U	11 U	12 U	12 U	12 U	13 U	13 U	14 U
Dibromochloromethane	10		12 U	11 U	12 U	12 U	12 U	13 U	13 U	14 U
1,1,2-Trichloroethane	10		12 U	11 U	12 U	12 U	12 U	13 U	13 U	14 U
Benzene	10		12 U	11 U	12 U	12 U	12 U	2 J	13 U	14 U
trans-1,3-Dichloropropene	10		12 U	11 U	12 U	12 U	12 U	13 U	13 U	14 U
Bromoform	10		12 U	11 U	12 U	12 U	12 U	13 U	13 U	14 U
4-Methyl-2-Pentanone	10		12 U	11 U	12 U	12 U	12 U	13 U	13 U	14 U
2-Hexanone	10		12 U	11 U	12 U	12 U	12 U	13 U	13 U	14 U
Tetrachloroethene	10		12 U	11 U	12 U	12 U	12 U	13 U	13 U	14 U
1,1,2,2-Tetrachloroethane	10		12 U	11 U	12 U	12 U	12 U	13 U	13 U	14 U
Toluene	10		2 J	11 U	12 U	12 U	12 U	13 U	13 U	14 U
Chlorobenzene	10		12 U	11 U	12 U	12 U	12 U	13 U	13 U	14 U
Ethylbenzene	10		3 J	11 U	12 U	12 U	12 U	13 U	13 U	14 U
Styrene	10		12 U	11 U	12 U	12 U	12 U	13 U	13 U	14 U
Total Xylenes	10		2 J	11 U	12 U	12 U	12 U	13 U	13 U	14 U

Dilution Factor:	1.00	1.00	1.00	1.00	1.00	1.00	1.00	1.00	1.00	1.00
Percent Solids:	84	88	85	80	80	77	76	69		
Sample Volume\Weight (mL\g):	5.00	5.00	5.00	5.00	5.00	5.00	5.00	5.00	5.00	5.00
Associated Method Blank:	P1381.D	D0852.D	P1381.D	D0852.D	D0852.D	P1381.D	P1381.D	P1381.D	P1381.D	P1381.D
Associated Equipment Blank:	HFQ5XX8XXX94XX	HFQ5XX8XXX94XX	HFQ5XX8XXX94XX	HFQ5XX8XXX94XX	HFQ5XX8XXX94XX	HFQ5XX8XXX94XX	HFQ5XX8XXX94XX	HFQ5XX8XXX94XX	HFQ5XX8XXX94XX	HFQ5XX8XXX94XX
Associated Field Blank:	-	-	-	-	-	-	-	-	-	-
Associated Trip Blank:	-	-	-	-	-	-	-	-	-	-

Site: TEST PIT
 U: not detected B: blank contamination
 J: estimated

Table 1
Laboratory Report of Analysis

LOCATION:	PS-107	PS-108
DEPTH:	6	10
ISIS ID:	HFPS107XX694XX	HFPS108X1094XX
LAB NUMBER:	2232310	2232311
DATE SAMPLED:	10/18/94	10/18/94
DATE ANALYZED:	10/22/94	10/26/94

ANALYTE	SOW-3/90 - II	CRQL		
Chloromethane	10	14	U	14 U
Bromomethane	10	14	U	14 U
Vinyl Chloride	10	14	U	14 U
Chloroethane	10	14	U	14 U
Methylene Chloride	10	13	JB	7 JB
Acetone	10	6	J	4 JB
Carbon Disulfide	10	14	U	14 U
1,1-Dichloroethene	10	14	U	14 U
1,1-Dichloroethane	10	14	U	14 U
1,2-Dichloroethene (total)	10	14	U	14 U
Chloroform	10	14	U	14 U
1,2-Dichloroethane	10	14	U	14 U
2-Butanone	10	14	U	14 U
1,1,1-Trichloroethane	10	14	U	14 U
Carbon Tetrachloride	10	14	U	14 U
Bromodichloromethane	10	14	U	14 U
1,2-Dichloropropane	10	14	U	14 U
cis-1,3-Dichloropropene	10	14	U	14 U
Trichloroethene	10	14	U	14 U
Dibromochloromethane	10	14	U	14 U
1,1,2-Trichloroethane	10	14	U	14 U
Benzene	10	14	U	14 U
trans-1,3-Dichloropropene	10	14	U	14 U
Bromoform	10	14	U	14 U
4-Methyl-2-Pentanone	10	14	U	14 U
2-Hexanone	10	14	U	14 U
Tetrachloroethene	10	14	U	14 U
1,1,2,2-Tetrachloroethane	10	14	U	14 U
Toluene	10	14	U	14 U
Chlorobenzene	10	14	U	14 U
Ethylbenzene	10	14	U	14 U
Styrene	10	14	U	14 U
Total Xylenes	10	14	U	14 U

Dilution Factor:	1.00	1.00
Percent Solids:	70	71
Sample Volume\Weight (ml\g):	5.00	5.00
Associated Method Blank:	P1381.D	D0852.D
Associated Equipment Blank:	HFQ5XX8XXX94XX	HFQ5XX8XXX94XX
Associated Field Blank:	-	-
Associated Trip Blank:	-	-

Site: TEST PIT

U: not detected

B: blank contamination

J: estimated

Table 1
Laboratory Report of Analysis

LOCATION:	PS-101	PS-102	PS-103	PS-104 DUP	PS-104	PS-105	PS-106	PS-106
DEPTH:	9	5	7	9	9	7	11	11
ISIS ID:	HFPS101XX994XX	HFPS102XX594XX	HFPS103XX794XX	HFPS104XX994XD	HFPS104XX994XX	HFPS105XX794XX	HFPS106X1194XX	HFPS106X1194XX
LAB NUMBER:	2232307	2232308	2232309	2232304	2232301	2232305	2232306	2232306 D
DATE SAMPLED:	10/18/94	10/18/94	10/18/94	10/17/94	10/17/94	10/17/94	10/17/94	10/17/94
DATE EXTRACTED:	10/21/94	10/21/94	10/21/94	10/21/94	10/21/94	10/21/94	10/21/94	10/21/94
DATE ANALYZED:	12/02/94	12/02/94	12/02/94	11/28/94	11/28/94	11/28/94	11/28/94	11/30/94

ANALYTE	SOW-3/90 - II	CRQL															
3-Nitroaniline	800	950	U	910	U	950	U	5000	U	10000	U	1000	U	1200	U	2300	U
Acenaphthene	330	340	J	250	J	150	J	2100	U	4300	U	72	J	67	J	970	U
2,4-Dinitrophenol	800	950	U	910	U	950	U	5000	U	10000	U	1000	U	1200	U	2300	U
4-Nitrophenol	800	950	U	910	U	950	U	5000	U	10000	U	1000	U	1200	U	2300	U
Dibenzofuran	330	70	J	180	J	100	J	2100	U	4300	U	440	U	480	U	970	U
2,4-Dinitrotoluene	330	400	U	380	U	400	U	2100	U	4300	U	440	U	480	U	970	U
Diethylphthalate	330	400	U	380	U	400	U	2100	U	4300	U	440	U	480	U	970	U
4-Chlorophenyl-phenylether	330	400	U	380	U	400	U	2100	U	4300	U	440	U	480	U	970	U
Fluorene	330	83	J	210	J	92	J	2100	U	4300	U	49	J	480	U	970	U
4-Nitroaniline	800	950	U	910	U	950	U	5000	U	10000	U	1000	U	1200	U	2300	U
4,6-Dinitro-2-methylphenol	800	950	U	910	U	950	U	5000	U	10000	U	1000	U	1200	U	2300	U
N-Nitrosodiphenylamine	330	400	U	380	U	400	U	2100	U	4300	U	440	U	480	U	970	U
4-Bromophenyl-phenylether	330	400	U	380	U	400	U	2100	U	4300	U	440	U	480	U	970	U
Hexachlorobenzene	330	400	U	380	U	400	U	2100	U	4300	U	440	U	480	U	970	U
Pentachlorophenol	800	950	U	910	U	950	U	5000	U	10000	U	1000	U	1200	U	2300	U
Phenanthrene	330	580	U	1200	U	700	J	660	J	1800	J	240	J	610	J	590	JD
Anthracene	330	130	J	270	J	140	J	2100	U	4300	U	53	J	75	J	970	U
Carbazole	330	48	J	380	U	400	U	2100	U	4300	U	440	U	87	J	970	U
Di-n-butylphthalate	330	400	U	380	U	400	U	2100	U	4300	U	440	U	53	J	970	U
Fluoranthene	330	1200	U	1400	U	1100	U	5400	U	14000	U	480	U	3900	E	4200	D
Pyrene	330	1300	U	2500	U	1400	U	6000	U	15000	U	530	U	3800	U	4500	D
Butylbenzylphthalate	330	400	U	380	U	400	U	2100	U	4300	U	440	U	480	U	970	U
3,3'-Dichlorobenzidine	330	400	U	380	U	400	U	2100	U	4300	U	440	U	480	U	970	U
Benzo(a)Anthracene	330	1000	U	1700	U	760	U	5000	U	13000	U	400	J	3300	E	3600	D
Chrysene	330	1100	U	2100	U	1000	U	6700	U	17000	U	530	U	4200	E	5200	D
bis(2-Ethylhexyl)phthalate	330	140	J	210	J	74	J	2100	U	4300	U	60	J	480	U	970	U
Di-n-octylphthalate	330	400	U	380	U	400	U	2100	U	4300	U	440	U	480	U	970	U
Benzo(b)Fluoranthene	330	990	U	1900	U	830	U	6600	U	17000	U	520	U	5700	E	5000	D
Benzo(k)Fluoranthene	330	1100	U	1100	U	550	U	4900	U	11000	U	350	J	2200	U	2900	D
Benzo(a)Pyrene	330	1200	U	1900	U	790	U	6600	U	16000	U	450	U	4300	E	4400	D
Indeno(1,2,3-c,d)Pyrene	330	570	U	910	U	350	J	2900	U	7800	U	240	J	1600	U	2300	D
Dibenz(a,h)Anthracene	330	46	J	58	J	400	U	2100	U	540	J	440	U	90	J	140	JD
Benzo(g,h,i)perylene	330	420	U	680	U	290	J	2000	J	6100	U	190	J	1200	U	1800	D

Dilution Factor:	1.00	1.00	1.00	5.00	10.0	1.00	1.00	2.00
Percent Solids:	84	88	84	80	77	76	69	69
Sample Volume\Weight (ml\g):	30.0	30.0	30.0	30.0	30.0	30.0	30.0	30.0
Associated Method Blank:	Q1795.D	Q1795.D	Q1795.D	Q1795.D	Q1795.D	Q1795.D	Q1795.D	Q1795.D
Associated Equipment Blank:	HFQsXX8XXX94XX	HFQsXX8XXX94XX	HFQsXX8XXX94XX	HFQsXX8XXX94XX	HFQsXX8XXX94XX	HFQsXX8XXX94XX	HFQsXX8XXX94XX	HFQsXX8XXX94XX
Associated Field Blank:	-	-	-	-	-	-	-	-

Site: TEST PIT

U: not detected E: interference
J: estimated D: diluted result

Table 1
Laboratory Report of Analysis

LOCATION:	CD-101 DUP	CD-101	CD-102	CD-103	CD-104	CD-105	CD-106	CD-107
ISIS ID:	HFCD101XXX94XD	HFCD101XXX94XX	HFCD102XXX94XX	HFCD103XXX94XX	HFCD104XXX94XX	HFCD105XXX94XX	HFCD106XXX94XX	HFCD107XXX94XX
LAB NUMBER:	2227904	2227901	2227905	2227906	2227907	2228901	2228902	2228903
DATE SAMPLED:	10/12/94	10/12/94	10/12/94	10/12/94	10/12/94	10/13/94	10/13/94	10/13/94
DATE ANALYZED:	10/31/94	10/31/94	10/31/94	10/31/94	10/31/94	11/09/94	11/09/94	11/09/94

ANALYTE	RL								
Corrosivity, inch/Year	0.01	0.01 U	0.01 U	0.01 U	0.01 U	0.01 U	0.01 U	0.01 U	0.01 U
Ignitability, Degrees F	212	>212	>212	>212	>212	>212	>212	>212	>212
Cyanide, Reactive, ppm	1.0	1 U	1 U	1 U	1 U	1 U	1 U	1 U	1 U
sulfide, Reactive, ppm	1.0	1 U	1 U	1 U	1 U	1 U	1 U	1 U	1 U

Associated Method Blank:	MBWCHANNA4	MBWCHANNA4	MBWCHANNA4	MBWCHANNA4	MBWCHANNA4	MBHANNA6	MBHANNA6	MBHANNA6
Associated Equipment Blank:	-	-	-	-	-	-	-	-
Associated Field Blank:	-	-	-	-	-	-	-	-

Site: SUMP SEDIMENTS
U: not detected

Table 1
Laboratory Report of Analysis

LOCATION:	PS-101	PS-102	PS-103	PS-104 DUP	PS-104	PS-105	PS-106	PS-106
DEPTH:	9	5	7	9	9	7	11	11
ISIS ID:	HFPS101XX994XX	HFPS102XX594XX	HFPS103XX794XX	HFPS104XX994XD	HFPS104XX994XX	HFPS105XX794XX	HFPS106X1194XX	HFPS106X1194XX
LAB NUMBER:	2232307	2232308	2232309	2232304	2232301	2232305	2232306	2232306 D
DATE SAMPLED:	10/18/94	10/18/94	10/18/94	10/17/94	10/17/94	10/17/94	10/17/94	10/17/94
DATE EXTRACTED:	10/21/94	10/21/94	10/21/94	10/21/94	10/21/94	10/21/94	10/21/94	10/21/94
DATE ANALYZED:	12/02/94	12/02/94	12/02/94	11/28/94	11/28/94	11/28/94	11/28/94	11/30/94

ANALYTE	SOW-3/90 - II	CRQL															
3-Nitroaniline	800	950	U	910	U	950	U	5000	U	10000	U	1000	U	1200	U	2300	U
Acenaphthene	330	340	J	250	J	150	J	2100	U	4300	U	72	J	67	J	970	U
2,4-Dinitrophenol	800	950	U	910	U	950	U	5000	U	10000	U	1000	U	1200	U	2300	U
4-Nitrophenol	800	950	U	910	U	950	U	5000	U	10000	U	1000	U	1200	U	2300	U
Dibenzofuran	330	70	J	180	J	100	J	2100	U	4300	U	440	U	480	U	970	U
2,4-Dinitrotoluene	330	400	U	380	U	400	U	2100	U	4300	U	440	U	480	U	970	U
Diethylphthalate	330	400	U	380	U	400	U	2100	U	4300	U	440	U	480	U	970	U
4-Chlorophenyl-phenylether	330	400	U	380	U	400	U	2100	U	4300	U	440	U	480	U	970	U
Fluorene	330	83	J	210	J	92	J	2100	U	4300	U	49	J	480	U	970	U
4-Nitroaniline	800	950	U	910	U	950	U	5000	U	10000	U	1000	U	1200	U	2300	U
4,6-Dinitro-2-methylphenol	800	950	U	910	U	950	U	5000	U	10000	U	1000	U	1200	U	2300	U
N-Nitrosodiphenylamine	330	400	U	380	U	400	U	2100	U	4300	U	440	U	480	U	970	U
4-Bromophenyl-phenylether	330	400	U	380	U	400	U	2100	U	4300	U	440	U	480	U	970	U
Hexachlorobenzene	330	400	U	380	U	400	U	2100	U	4300	U	440	U	480	U	970	U
Pentachlorophenol	800	950	U	910	U	950	U	5000	U	10000	U	1000	U	1200	U	2300	U
Phenanthrene	330	580	U	1200	U	700	J	660	J	1800	J	240	J	610	J	590	JD
Anthracene	330	130	J	270	J	140	J	2100	U	4300	U	53	J	75	J	970	U
Carbazole	330	48	J	380	U	400	U	2100	U	4300	U	440	U	87	J	970	U
Di-n-butylphthalate	330	400	U	380	U	400	U	2100	U	4300	U	440	U	53	J	970	U
Fluoranthene	330	1200	U	1400	U	1100	U	5400	U	14000	U	480	U	3900	E	4200	D
Pyrene	330	1300	U	2500	U	1400	U	6000	U	15000	U	530	U	3800	U	4500	D
Butylbenzylphthalate	330	400	U	380	U	400	U	2100	U	4300	U	440	U	480	U	970	U
3,3'-Dichlorobenzidine	330	400	U	380	U	400	U	2100	U	4300	U	440	U	480	U	970	U
Benzo(a)Anthracene	330	1000	U	1700	U	760	U	5000	U	13000	U	400	J	3300	U	3600	D
Chrysene	330	1100	U	2100	U	1000	U	6700	U	17000	U	530	U	4200	E	5200	D
bis(2-Ethylhexyl)phthalate	330	140	J	210	J	74	J	2100	U	4300	U	60	J	480	U	970	U
Di-n-octylphthalate	330	400	U	380	U	400	U	2100	U	4300	U	440	U	480	U	970	U
Benzo(b)Fluoranthene	330	990	U	1900	U	830	U	6600	U	17000	U	520	U	5700	E	5000	D
Benzo(k)Fluoranthene	330	1100	U	1100	U	550	U	4900	U	11000	U	350	J	2200	U	2900	D
Benzo(a)Pyrene	330	1200	U	1900	U	790	U	6600	U	16000	U	450	U	4300	E	4400	D
Indeno(1,2,3-c,d)Pyrene	330	570	U	910	U	350	J	2900	U	7800	U	240	J	1600	U	2300	D
Dibenz(a,h)Anthracene	330	46	J	58	J	400	U	2100	U	540	J	440	U	90	J	140	JD
Benzo(g,h,i)perylene	330	420	U	680	U	290	J	2000	J	6100	U	190	J	1200	U	1800	D

Dilution Factor:	1.00	1.00	1.00	5.00	10.0	1.00	1.00	2.00
Percent Solids:	84	88	84	80	77	76	69	69
Sample Volume\Weight (ml\g):	30.0	30.0	30.0	30.0	30.0	30.0	30.0	30.0
Associated Method Blank:	Q1795.D	Q1795.D	Q1795.D	Q1795.D	Q1795.D	Q1795.D	Q1795.D	Q1795.D
Associated Equipment Blank:	HFQsXX8XXX94XX	HFQsXX8XXX94XX	HFQsXX8XXX94XX	HFQsXX8XXX94XX	HFQsXX8XXX94XX	HFQsXX8XXX94XX	HFQsXX8XXX94XX	HFQsXX8XXX94XX
Associated Field Blank:	-	-	-	-	-	-	-	-

Site: TEST PIT

U: not detected E: interference
J: estimated D: diluted result

Table 1
Laboratory Report of Analysis

LOCATION:	CD-101 DUP	CD-101	CD-102	CD-103	CD-104	CD-105	CD-106	CD-107
ISIS ID:	HFCD101XXX94XD	HFCD101XXX94XX	HFCD102XXX94XX	HFCD103XXX94XX	HFCD104XXX94XX	HFCD105XXX94XX	HFCD106XXX94XX	HFCD107XXX94XX
LAB NUMBER:	2227904	2227901	2227905	2227906	2227907	2228901	2228902	2228903
DATE SAMPLED:	10/12/94	10/12/94	10/12/94	10/12/94	10/12/94	10/13/94	10/13/94	10/13/94
DATE ANALYZED:	10/31/94	10/31/94	10/31/94	10/31/94	10/31/94	11/09/94	11/09/94	11/09/94

ANALYTE	RL	CD-101 DUP	CD-101	CD-102	CD-103	CD-104	CD-105	CD-106	CD-107
Corrosivity, inch/Year	0.01	0.01 U	0.01 U	0.01 U	0.01 U	0.01 U	0.01 U	0.01 U	0.01 U
Ignitability, Degrees F	212	>212	>212	>212	>212	>212	>212	>212	>212
Cyanide, Reactive, ppm	1.0	1 U	1 U	1 U	1 U	1 U	1 U	1 U	1 U
sulfide, Reactive, ppm	1.0	1 U	1 U	1 U	1 U	1 U	1 U	1 U	1 U

Associated Method Blank:	MBWCHANNA4	MBWCHANNA4	MBWCHANNA4	MBWCHANNA4	MBWCHANNA4	MBHANNA6	MBHANNA6	MBHANNA6
Associated Equipment Blank:	-	-	-	-	-	-	-	-
Associated Field Blank:	-	-	-	-	-	-	-	-

Site: SUMP SEDIMENTS
U: not detected

Table 1
Laboratory Report of Analysis

LOCATION:	CD-108	CD-109
ISIS ID:	HFCD108XXX94XX	HFCD109XXX94XX
LAB NUMBER:	2228904	2226506
DATE SAMPLED:	10/13/94	10/11/94
DATE ANALYZED:	11/09/94	10/24/94

ANALYTE	RL		
Corrosivity, inch/Year	0.01	0.01 U	0.01 U
Ignitability, Degrees F	212	>212	>212
Cyanide, Reactive, ppm	1.0	1 U	1 U
sulfide, Reactive, ppm	1.0	1 U	1 U

=====
 Associated Method Blank: MBHANNA6 SDGHANNA2
 Associated Equipment Blank: - -
 Associated Field Blank: - -

Site: SUMP SEDIMENTS
 U: not detected

Table 2
Validation / Summary Table

	CD-101 DUP	CD-101	CD-102	CD-103	CD-104	CD-105	CD-106	CD-107
LOCATION:	CD-101 DUP	CD-101	CD-102	CD-103	CD-104	CD-105	CD-106	CD-107
ISIS ID:	HFCD101XXX94XD	HFCD101XXX94XX	HFCD102XXX94XX	HFCD103XXX94XX	HFCD104XXX94XX	HFCD105XXX94XX	HFCD106XXX94XX	HFCD107XXX94XX
LAB NUMBER:	2227904	2227901	2227905	2227906	2227907	2228901	2228902	2228903
DATE SAMPLED:	10/12/94	10/12/94	10/12/94	10/12/94	10/12/94	10/13/94	10/13/94	10/13/94
DATE ANALYZED:	10/31/94	10/31/94	10/31/94	10/31/94	10/31/94	11/09/94	11/09/94	11/09/94

ANALYTE	RL								
Corrosivity, inch/Year	0.01	0.01 U	0.01 U	0.01 U	0.01 U	0.01 U	0.01 U	0.01 U	0.01 U
Ignitability, Degrees F	212	>212	>212	>212	>212	>212	>212	>212	>212
Cyanide, Reactive, ppm	1.0	1 U	1 U	1 U	1 U	1 U	1 U	1 U	1 U
sulfide, Reactive, ppm	1.0	1 U	1 U	1 U	1 U	1 U	1 U	1 U	1 U

Associated Method Blank:	MBWCHANNA4	MBWCHANNA4	MBWCHANNA4	MBWCHANNA4	MBWCHANNA4	MBHANNA6	MBHANNA6	MBHANNA6
Associated Equipment Blank:	-	-	-	-	-	-	-	-
Associated Field Blank:	-	-	-	-	-	-	-	-

Site: SUMP SEDIMENTS
U: not detected

Table 2
Validation / Summary Table

LOCATION:	CD-108	CD-109
ISIS ID:	HFCD108XXX94XX	HFCD109XXX94XX
LAB NUMBER:	2228904	2226506
DATE SAMPLED:	10/13/94	10/11/94
DATE ANALYZED:	11/09/94	10/24/94

ANALYTE	RL		
Corrosivity, inch/Year	0.01	0.01 U	0.01 U
Ignitability, Degrees F	212	>212	>212
Cyanide, Reactive, ppm	1.0	1 U	1 U
sulfide, Reactive, ppm	1.0	1 U	1 U

=====
 Associated Method Blank: MBHANNA6 SDGHANNA2
 Associated Equipment Blank: - -
 Associated Field Blank: - -

Site: SUMP SEDIMENTS
 U: not detected

Table 1
Laboratory Report of Analysis

LOCATION:	PS-101	PS-102	PS-103	PS-104 DUP	PS-104 DUP	PS-104	PS-105	PS-106
DEPTH:	9	5	7	9	9	9	7	11
ISIS ID:	HFPS101XX994XX	HFPS102XX594XX	HFPS103XX794XX	HFPS104XX994XD	HFPS104XX994XD	HFPS104XX994XX	HFPS105XX794XX	HFPS106X1194XX
LAB NUMBER:	2232307	2232308	2232309	2232304	2232304 R	2232301	2232305	2232306
DATE SAMPLED:	10/18/94	10/18/94	10/18/94	10/17/94	10/17/94	10/17/94	10/17/94	10/17/94
DATE ANALYZED:	10/22/94	10/26/94	10/22/94	10/26/94	10/26/94	10/22/94	10/22/94	10/22/94

ANALYTE	SOW-3/90 - II	CRQL	PS-101	PS-102	PS-103	PS-104 DUP	PS-104 DUP	PS-104	PS-105	PS-106
Chloromethane	10		12 U	11 U	12 U	12 U	12 U	13 U	13 U	14 U
Bromomethane	10		12 U	11 U	12 U	12 U	12 U	13 U	13 U	14 U
Vinyl Chloride	10		12 U	11 U	12 U	12 U	12 U	13 U	13 U	14 U
Chloroethane	10		12 U	11 U	12 U	12 U	12 U	13 U	13 U	14 U
Methylene Chloride	10		12 B	6 JB	11 JB	3 JB	4 JB	15 B	12 JB	11 JB
Acetone	10		12 U	8 JB	5 J	12 JB	9 JB	5 J	4 J	14 U
Carbon Disulfide	10		12 U	11 U	2 J	12 U	12 U	13 U	13 U	14 U
1,1-Dichloroethene	10		12 U	11 U	12 U	12 U	12 U	13 U	13 U	14 U
1,1-Dichloroethane	10		12 U	11 U	12 U	12 U	12 U	13 U	13 U	14 U
1,2-Dichloroethene (total)	10		12 U	11 U	12 U	12 U	12 U	13 U	13 U	14 U
Chloroform	10		12 U	11 U	12 U	12 U	12 U	13 U	13 U	14 U
1,2-Dichloroethane	10		12 U	11 U	12 U	12 U	12 U	13 U	13 U	14 U
2-Butanone	10		12 U	11 U	12 U	12 U	12 U	13 U	13 U	14 U
1,1,1-Trichloroethane	10		12 U	11 U	12 U	12 U	12 U	13 U	13 U	14 U
Carbon Tetrachloride	10		12 U	11 U	12 U	12 U	12 U	13 U	13 U	14 U
Bromodichloromethane	10		12 U	11 U	12 U	12 U	12 U	13 U	13 U	14 U
1,2-Dichloropropane	10		12 U	11 U	12 U	12 U	12 U	13 U	13 U	14 U
cis-1,3-Dichloropropene	10		12 U	11 U	12 U	12 U	12 U	13 U	13 U	14 U
Trichloroethene	10		12 U	11 U	12 U	12 U	12 U	13 U	13 U	14 U
Dibromochloromethane	10		12 U	11 U	12 U	12 U	12 U	13 U	13 U	14 U
1,1,2-Trichloroethane	10		12 U	11 U	12 U	12 U	12 U	13 U	13 U	14 U
Benzene	10		12 U	11 U	12 U	12 U	12 U	2 J	13 U	14 U
trans-1,3-Dichloropropene	10		12 U	11 U	12 U	12 U	12 U	13 U	13 U	14 U
Bromoform	10		12 U	11 U	12 U	12 U	12 U	13 U	13 U	14 U
4-Methyl-2-Pentanone	10		12 U	11 U	12 U	12 U	12 U	13 U	13 U	14 U
2-Hexanone	10		12 U	11 U	12 U	12 U	12 U	13 U	13 U	14 U
Tetrachloroethene	10		12 U	11 U	12 U	12 U	12 U	13 U	13 U	14 U
1,1,2,2-Tetrachloroethane	10		12 U	11 U	12 U	12 U	12 U	13 U	13 U	14 U
Toluene	10		2 J	11 U	12 U	12 U	12 U	13 U	13 U	14 U
Chlorobenzene	10		12 U	11 U	12 U	12 U	12 U	13 U	13 U	14 U
Ethylbenzene	10		3 J	11 U	12 U	12 U	12 U	13 U	13 U	14 U
Styrene	10		12 U	11 U	12 U	12 U	12 U	13 U	13 U	14 U
Total Xylenes	10		2 J	11 U	12 U	12 U	12 U	13 U	13 U	14 U

Dilution Factor:	1.00	1.00	1.00	1.00	1.00	1.00	1.00	1.00	1.00	1.00
Percent Solids:	84	88	85	80	80	77	76	69		
Sample Volume\Weight (m\g):	5.00	5.00	5.00	5.00	5.00	5.00	5.00	5.00	5.00	5.00
Associated Method Blank:	P1381.D	D0852.D	P1381.D	D0852.D	D0852.D	P1381.D	P1381.D	P1381.D	P1381.D	P1381.D
Associated Equipment Blank:	HFQ5XX8XXX94XX	HFQ5XX8XXX94XX	HFQ5XX8XXX94XX	HFQ5XX8XXX94XX	HFQ5XX8XXX94XX	HFQ5XX8XXX94XX	HFQ5XX8XXX94XX	HFQ5XX8XXX94XX	HFQ5XX8XXX94XX	HFQ5XX8XXX94XX
Associated Field Blank:	-	-	-	-	-	-	-	-	-	-
Associated Trip Blank:	-	-	-	-	-	-	-	-	-	-

Site: TEST PIT
 U: not detected B: blank contamination
 J: estimated

Table 1
Laboratory Report of Analysis

LOCATION:	PS-107	PS-108
DEPTH:	6	10
ISIS ID:	HFPS107XX694XX	HFPS108X1094XX
LAB NUMBER:	2232310	2232311
DATE SAMPLED:	10/18/94	10/18/94
DATE ANALYZED:	10/22/94	10/26/94

ANALYTE	SOW-3/90 - II	CRQL		
Chloromethane	10	14	U	14 U
Bromomethane	10	14	U	14 U
Vinyl Chloride	10	14	U	14 U
Chloroethane	10	14	U	14 U
Methylene Chloride	10	13	JB	7 JB
Acetone	10	6	J	4 JB
Carbon Disulfide	10	14	U	14 U
1,1-Dichloroethene	10	14	U	14 U
1,1-Dichloroethane	10	14	U	14 U
1,2-Dichloroethene (total)	10	14	U	14 U
Chloroform	10	14	U	14 U
1,2-Dichloroethane	10	14	U	14 U
2-Butanone	10	14	U	14 U
1,1,1-Trichloroethane	10	14	U	14 U
Carbon Tetrachloride	10	14	U	14 U
Bromodichloromethane	10	14	U	14 U
1,2-Dichloropropane	10	14	U	14 U
cis-1,3-Dichloropropene	10	14	U	14 U
Trichloroethene	10	14	U	14 U
Dibromochloromethane	10	14	U	14 U
1,1,2-Trichloroethane	10	14	U	14 U
Benzene	10	14	U	14 U
trans-1,3-Dichloropropene	10	14	U	14 U
Bromoform	10	14	U	14 U
4-Methyl-2-Pentanone	10	14	U	14 U
2-Hexanone	10	14	U	14 U
Tetrachloroethene	10	14	U	14 U
1,1,2,2-Tetrachloroethane	10	14	U	14 U
Toluene	10	14	U	14 U
Chlorobenzene	10	14	U	14 U
Ethylbenzene	10	14	U	14 U
Styrene	10	14	U	14 U
Total Xylenes	10	14	U	14 U

Dilution Factor:	1.00	1.00
Percent Solids:	70	71
Sample Volume\Weight (ml\g):	5.00	5.00

Associated Method Blank:	P1381.D	D0852.D
Associated Equipment Blank:	HFQ5XX8XXX94XX	HFQ5XX8XXX94XX
Associated Field Blank:	-	-
Associated Trip Blank:	-	-

Site: TEST PIT

U: not detected B: blank contamination

J: estimated

Table 1
Laboratory Report of Analysis

LOCATION:	PS-101	PS-102	PS-103	PS-104 DUP	PS-104	PS-105	PS-106	PS-106
DEPTH:	9	5	7	9	9	7	11	11
ISIS ID:	HFPS101XX994XX	HFPS102XX594XX	HFPS103XX794XX	HFPS104XX994XD	HFPS104XX994XX	HFPS105XX794XX	HFPS106X1194XX	HFPS106X1194XX
LAB NUMBER:	2232307	2232308	2232309	2232304	2232301	2232305	2232306	2232306 D
DATE SAMPLED:	10/18/94	10/18/94	10/18/94	10/17/94	10/17/94	10/17/94	10/17/94	10/17/94
DATE EXTRACTED:	10/21/94	10/21/94	10/21/94	10/21/94	10/21/94	10/21/94	10/21/94	10/21/94
DATE ANALYZED:	12/02/94	12/02/94	12/02/94	11/28/94	11/28/94	11/28/94	11/28/94	11/30/94

ANALYTE	SOW-3/90 - II	CRQL															
3-Nitroaniline	800	950	U	910	U	950	U	5000	U	10000	U	1000	U	1200	U	2300	U
Acenaphthene	330	340	J	250	J	150	J	2100	U	4300	U	72	J	67	J	970	U
2,4-Dinitrophenol	800	950	U	910	U	950	U	5000	U	10000	U	1000	U	1200	U	2300	U
4-Nitrophenol	800	950	U	910	U	950	U	5000	U	10000	U	1000	U	1200	U	2300	U
Dibenzofuran	330	70	J	180	J	100	J	2100	U	4300	U	440	U	480	U	970	U
2,4-Dinitrotoluene	330	400	U	380	U	400	U	2100	U	4300	U	440	U	480	U	970	U
Diethylphthalate	330	400	U	380	U	400	U	2100	U	4300	U	440	U	480	U	970	U
4-Chlorophenyl-phenylether	330	400	U	380	U	400	U	2100	U	4300	U	440	U	480	U	970	U
Fluorene	330	83	J	210	J	92	J	2100	U	4300	U	49	J	480	U	970	U
4-Nitroaniline	800	950	U	910	U	950	U	5000	U	10000	U	1000	U	1200	U	2300	U
4,6-Dinitro-2-methylphenol	800	950	U	910	U	950	U	5000	U	10000	U	1000	U	1200	U	2300	U
N-Nitrosodiphenylamine	330	400	U	380	U	400	U	2100	U	4300	U	440	U	480	U	970	U
4-Bromophenyl-phenylether	330	400	U	380	U	400	U	2100	U	4300	U	440	U	480	U	970	U
Hexachlorobenzene	330	400	U	380	U	400	U	2100	U	4300	U	440	U	480	U	970	U
Pentachlorophenol	800	950	U	910	U	950	U	5000	U	10000	U	1000	U	1200	U	2300	U
Phenanthrene	330	580	U	1200	U	700	J	660	J	1800	J	240	J	610	J	590	JD
Anthracene	330	130	J	270	J	140	J	2100	U	4300	U	53	J	75	J	970	U
Carbazole	330	48	J	380	U	400	U	2100	U	4300	U	440	U	87	J	970	U
Di-n-butylphthalate	330	400	U	380	U	400	U	2100	U	4300	U	440	U	53	J	970	U
Fluoranthene	330	1200	U	1400	U	1100	U	5400	U	14000	U	480	U	3900	E	4200	D
Pyrene	330	1300	U	2500	U	1400	U	6000	U	15000	U	530	U	3800	U	4500	D
Butylbenzylphthalate	330	400	U	380	U	400	U	2100	U	4300	U	440	U	480	U	970	U
3,3'-Dichlorobenzidine	330	400	U	380	U	400	U	2100	U	4300	U	440	U	480	U	970	U
Benzo(a)Anthracene	330	1000	U	1700	U	760	U	5000	U	13000	U	400	J	3300	E	3600	D
Chrysene	330	1100	U	2100	U	1000	U	6700	U	17000	U	530	U	4200	E	5200	D
bis(2-Ethylhexyl)phthalate	330	140	J	210	J	74	J	2100	U	4300	U	60	J	480	U	970	U
Di-n-octylphthalate	330	400	U	380	U	400	U	2100	U	4300	U	440	U	480	U	970	U
Benzo(b)Fluoranthene	330	990	U	1900	U	830	U	6600	U	17000	U	520	U	5700	E	5000	D
Benzo(k)Fluoranthene	330	1100	U	1100	U	550	U	4900	U	11000	U	350	J	2200	U	2900	D
Benzo(a)Pyrene	330	1200	U	1900	U	790	U	6600	U	16000	U	450	U	4300	E	4400	D
Indeno(1,2,3-c,d)Pyrene	330	570	U	910	U	350	J	2900	U	7800	U	240	J	1600	U	2300	D
Dibenz(a,h)Anthracene	330	46	J	58	J	400	U	2100	U	540	J	440	U	90	J	140	JD
Benzo(g,h,i)perylene	330	420	U	680	U	290	J	2000	J	6100	U	190	J	1200	U	1800	D

Dilution Factor:	1.00	1.00	1.00	5.00	10.0	1.00	1.00	2.00
Percent Solids:	84	88	84	80	77	76	69	69
Sample Volume\Weight (ml\g):	30.0	30.0	30.0	30.0	30.0	30.0	30.0	30.0
Associated Method Blank:	Q1795.D	Q1795.D	Q1795.D	Q1795.D	Q1795.D	Q1795.D	Q1795.D	Q1795.D
Associated Equipment Blank:	HFQsXX8XXX94XX	HFQsXX8XXX94XX	HFQsXX8XXX94XX	HFQsXX8XXX94XX	HFQsXX8XXX94XX	HFQsXX8XXX94XX	HFQsXX8XXX94XX	HFQsXX8XXX94XX
Associated Field Blank:	-	-	-	-	-	-	-	-

Site: TEST PIT

U: not detected E: interference
J: estimated D: diluted result

Table 1
Laboratory Report of Analysis

LOCATION:	CD-101 DUP	CD-101	CD-102	CD-103	CD-104	CD-105	CD-106	CD-107
ISIS ID:	HFCD101XXX94XD	HFCD101XXX94XX	HFCD102XXX94XX	HFCD103XXX94XX	HFCD104XXX94XX	HFCD105XXX94XX	HFCD106XXX94XX	HFCD107XXX94XX
LAB NUMBER:	2227904	2227901	2227905	2227906	2227907	2228901	2228902	2228903
DATE SAMPLED:	10/12/94	10/12/94	10/12/94	10/12/94	10/12/94	10/13/94	10/13/94	10/13/94
DATE ANALYZED:	10/31/94	10/31/94	10/31/94	10/31/94	10/31/94	11/09/94	11/09/94	11/09/94

ANALYTE	RL	CD-101 DUP	CD-101	CD-102	CD-103	CD-104	CD-105	CD-106	CD-107
Corrosivity, inch/Year	0.01	0.01 U	0.01 U	0.01 U	0.01 U	0.01 U	0.01 U	0.01 U	0.01 U
Ignitability, Degrees F	212	>212	>212	>212	>212	>212	>212	>212	>212
Cyanide, Reactive, ppm	1.0	1 U	1 U	1 U	1 U	1 U	1 U	1 U	1 U
sulfide, Reactive, ppm	1.0	1 U	1 U	1 U	1 U	1 U	1 U	1 U	1 U

Associated Method Blank:	MBWCHANNA4	MBWCHANNA4	MBWCHANNA4	MBWCHANNA4	MBWCHANNA4	MBHANNA6	MBHANNA6	MBHANNA6
Associated Equipment Blank:	-	-	-	-	-	-	-	-
Associated Field Blank:	-	-	-	-	-	-	-	-

Site: SUMP SEDIMENTS
U: not detected

Table 1
Laboratory Report of Analysis

LOCATION:	CD-108	CD-109
ISIS ID:	HFCD108XXX94XX	HFCD109XXX94XX
LAB NUMBER:	2228904	2226506
DATE SAMPLED:	10/13/94	10/11/94
DATE ANALYZED:	11/09/94	10/24/94

ANALYTE	RL		
Corrosivity, inch/Year	0.01	0.01 U	0.01 U
Ignitability, Degrees F	212	>212	>212
Cyanide, Reactive, ppm	1.0	1 U	1 U
sulfide, Reactive, ppm	1.0	1 U	1 U

=====
 Associated Method Blank: MBHANNA6 SDGHANNA2
 Associated Equipment Blank: - -
 Associated Field Blank: - -

Site: SUMP SEDIMENTS
 U: not detected

Table 1
Laboratory Report of Analysis

LOCATION:	CD-108	CD-109
ISIS ID:	HFCD108XXX94XX	HFCD109XXX94XX
LAB NUMBER:	2228904	2226506
DATE SAMPLED:	10/13/94	10/11/94
DATE ANALYZED:	11/09/94	10/24/94

ANALYTE	RL		
Corrosivity, inch/Year	0.01	0.01 U	0.01 U
Ignitability, Degrees F	212	>212	>212
Cyanide, Reactive, ppm	1.0	1 U	1 U
sulfide, Reactive, ppm	1.0	1 U	1 U

=====
 Associated Method Blank: MBHANNA6 SDGHANNA2
 Associated Equipment Blank: - -
 Associated Field Blank: - -

Site: SUMP SEDIMENTS
 U: not detected

Table 2
Validation / Summary Table

	CD-101 DUP	CD-101	CD-102	CD-103	CD-104	CD-105	CD-106	CD-107
LOCATION:	CD-101 DUP	CD-101	CD-102	CD-103	CD-104	CD-105	CD-106	CD-107
ISIS ID:	HFCD101XXX94XD	HFCD101XXX94XX	HFCD102XXX94XX	HFCD103XXX94XX	HFCD104XXX94XX	HFCD105XXX94XX	HFCD106XXX94XX	HFCD107XXX94XX
LAB NUMBER:	2227904	2227901	2227905	2227906	2227907	2228901	2228902	2228903
DATE SAMPLED:	10/12/94	10/12/94	10/12/94	10/12/94	10/12/94	10/13/94	10/13/94	10/13/94
DATE ANALYZED:	10/31/94	10/31/94	10/31/94	10/31/94	10/31/94	11/09/94	11/09/94	11/09/94

ANALYTE	RL								
Corrosivity, inch/Year	0.01	0.01 U	0.01 U	0.01 U	0.01 U	0.01 U	0.01 U	0.01 U	0.01 U
Ignitability, Degrees F	212	>212	>212	>212	>212	>212	>212	>212	>212
Cyanide, Reactive, ppm	1.0	1 U	1 U	1 U	1 U	1 U	1 U	1 U	1 U
sulfide, Reactive, ppm	1.0	1 U	1 U	1 U	1 U	1 U	1 U	1 U	1 U

Associated Method Blank:	MBWCHANNA4	MBWCHANNA4	MBWCHANNA4	MBWCHANNA4	MBWCHANNA4	MBHANNA6	MBHANNA6	MBHANNA6
Associated Equipment Blank:	-	-	-	-	-	-	-	-
Associated Field Blank:	-	-	-	-	-	-	-	-

Site: SUMP SEDIMENTS
U: not detected

Table 2
Validation / Summary Table

LOCATION:	CD-108	CD-109
ISIS ID:	HFCD108XXX94XX	HFCD109XXX94XX
LAB NUMBER:	2228904	2226506
DATE SAMPLED:	10/13/94	10/11/94
DATE ANALYZED:	11/09/94	10/24/94

ANALYTE	RL		
Corrosivity, inch/Year	0.01	0.01 U	0.01 U
Ignitability, Degrees F	212	>212	>212
Cyanide, Reactive, ppm	1.0	1 U	1 U
sulfide, Reactive, ppm	1.0	1 U	1 U

=====
 Associated Method Blank: MBHANNA6 SDGHANNA2
 Associated Equipment Blank: - -
 Associated Field Blank: - -

Site: SUMP SEDIMENTS
 U: not detected

Table 1
Laboratory Report of Analysis

LOCATION:	PS-101	PS-102	PS-103	PS-104 DUP	PS-104 DUP	PS-104	PS-105	PS-106
DEPTH:	9	5	7	9	9	9	7	11
ISIS ID:	HFPS101XX994XX	HFPS102XX594XX	HFPS103XX794XX	HFPS104XX994XD	HFPS104XX994XD	HFPS104XX994XX	HFPS105XX794XX	HFPS106X1194XX
LAB NUMBER:	2232307	2232308	2232309	2232304	2232304 R	2232301	2232305	2232306
DATE SAMPLED:	10/18/94	10/18/94	10/18/94	10/17/94	10/17/94	10/17/94	10/17/94	10/17/94
DATE ANALYZED:	10/22/94	10/26/94	10/22/94	10/26/94	10/26/94	10/22/94	10/22/94	10/22/94

ANALYTE	SOW-3/90 - II	CRQL	PS-101	PS-102	PS-103	PS-104 DUP	PS-104 DUP	PS-104	PS-105	PS-106
Chloromethane	10		12 U	11 U	12 U	12 U	12 U	13 U	13 U	14 U
Bromomethane	10		12 U	11 U	12 U	12 U	12 U	13 U	13 U	14 U
Vinyl Chloride	10		12 U	11 U	12 U	12 U	12 U	13 U	13 U	14 U
Chloroethane	10		12 U	11 U	12 U	12 U	12 U	13 U	13 U	14 U
Methylene Chloride	10		12 B	6 JB	11 JB	3 JB	4 JB	15 B	12 JB	11 JB
Acetone	10		12 U	8 JB	5 J	12 JB	9 JB	5 J	4 J	14 U
Carbon Disulfide	10		12 U	11 U	2 J	12 U	12 U	13 U	13 U	14 U
1,1-Dichloroethene	10		12 U	11 U	12 U	12 U	12 U	13 U	13 U	14 U
1,1-Dichloroethane	10		12 U	11 U	12 U	12 U	12 U	13 U	13 U	14 U
1,2-Dichloroethene (total)	10		12 U	11 U	12 U	12 U	12 U	13 U	13 U	14 U
Chloroform	10		12 U	11 U	12 U	12 U	12 U	13 U	13 U	14 U
1,2-Dichloroethane	10		12 U	11 U	12 U	12 U	12 U	13 U	13 U	14 U
2-Butanone	10		12 U	11 U	12 U	12 U	12 U	13 U	13 U	14 U
1,1,1-Trichloroethane	10		12 U	11 U	12 U	12 U	12 U	13 U	13 U	14 U
Carbon Tetrachloride	10		12 U	11 U	12 U	12 U	12 U	13 U	13 U	14 U
Bromodichloromethane	10		12 U	11 U	12 U	12 U	12 U	13 U	13 U	14 U
1,2-Dichloropropane	10		12 U	11 U	12 U	12 U	12 U	13 U	13 U	14 U
cis-1,3-Dichloropropene	10		12 U	11 U	12 U	12 U	12 U	13 U	13 U	14 U
Trichloroethene	10		12 U	11 U	12 U	12 U	12 U	13 U	13 U	14 U
Dibromochloromethane	10		12 U	11 U	12 U	12 U	12 U	13 U	13 U	14 U
1,1,2-Trichloroethane	10		12 U	11 U	12 U	12 U	12 U	13 U	13 U	14 U
Benzene	10		12 U	11 U	12 U	12 U	12 U	2 J	13 U	14 U
trans-1,3-Dichloropropene	10		12 U	11 U	12 U	12 U	12 U	13 U	13 U	14 U
Bromoform	10		12 U	11 U	12 U	12 U	12 U	13 U	13 U	14 U
4-Methyl-2-Pentanone	10		12 U	11 U	12 U	12 U	12 U	13 U	13 U	14 U
2-Hexanone	10		12 U	11 U	12 U	12 U	12 U	13 U	13 U	14 U
Tetrachloroethene	10		12 U	11 U	12 U	12 U	12 U	13 U	13 U	14 U
1,1,2,2-Tetrachloroethane	10		12 U	11 U	12 U	12 U	12 U	13 U	13 U	14 U
Toluene	10		2 J	11 U	12 U	12 U	12 U	13 U	13 U	14 U
Chlorobenzene	10		12 U	11 U	12 U	12 U	12 U	13 U	13 U	14 U
Ethylbenzene	10		3 J	11 U	12 U	12 U	12 U	13 U	13 U	14 U
Styrene	10		12 U	11 U	12 U	12 U	12 U	13 U	13 U	14 U
Total Xylenes	10		2 J	11 U	12 U	12 U	12 U	13 U	13 U	14 U

Dilution Factor:	1.00	1.00	1.00	1.00	1.00	1.00	1.00	1.00	1.00	1.00
Percent Solids:	84	88	85	80	80	77	76	69		
Sample Volume\Weight (mL\g):	5.00	5.00	5.00	5.00	5.00	5.00	5.00	5.00	5.00	5.00
Associated Method Blank:	P1381.D	D0852.D	P1381.D	D0852.D	D0852.D	P1381.D	P1381.D	P1381.D	P1381.D	P1381.D
Associated Equipment Blank:	HFQ5XX8XXX94XX	HFQ5XX8XXX94XX	HFQ5XX8XXX94XX	HFQ5XX8XXX94XX	HFQ5XX8XXX94XX	HFQ5XX8XXX94XX	HFQ5XX8XXX94XX	HFQ5XX8XXX94XX	HFQ5XX8XXX94XX	HFQ5XX8XXX94XX
Associated Field Blank:	-	-	-	-	-	-	-	-	-	-
Associated Trip Blank:	-	-	-	-	-	-	-	-	-	-

Site: TEST PIT
 U: not detected B: blank contamination
 J: estimated

Table 1
Laboratory Report of Analysis

LOCATION:	PS-107	PS-108
DEPTH:	6	10
ISIS ID:	HFPS107XX694XX	HFPS108X1094XX
LAB NUMBER:	2232310	2232311
DATE SAMPLED:	10/18/94	10/18/94
DATE ANALYZED:	10/22/94	10/26/94

ANALYTE	SOW-3/90 - II	CRQL		
Chloromethane	10	14	U	14 U
Bromomethane	10	14	U	14 U
Vinyl Chloride	10	14	U	14 U
Chloroethane	10	14	U	14 U
Methylene Chloride	10	13	JB	7 JB
Acetone	10	6	J	4 JB
Carbon Disulfide	10	14	U	14 U
1,1-Dichloroethene	10	14	U	14 U
1,1-Dichloroethane	10	14	U	14 U
1,2-Dichloroethene (total)	10	14	U	14 U
Chloroform	10	14	U	14 U
1,2-Dichloroethane	10	14	U	14 U
2-Butanone	10	14	U	14 U
1,1,1-Trichloroethane	10	14	U	14 U
Carbon Tetrachloride	10	14	U	14 U
Bromodichloromethane	10	14	U	14 U
1,2-Dichloropropane	10	14	U	14 U
cis-1,3-Dichloropropene	10	14	U	14 U
Trichloroethene	10	14	U	14 U
Dibromochloromethane	10	14	U	14 U
1,1,2-Trichloroethane	10	14	U	14 U
Benzene	10	14	U	14 U
trans-1,3-Dichloropropene	10	14	U	14 U
Bromoform	10	14	U	14 U
4-Methyl-2-Pentanone	10	14	U	14 U
2-Hexanone	10	14	U	14 U
Tetrachloroethene	10	14	U	14 U
1,1,2,2-Tetrachloroethane	10	14	U	14 U
Toluene	10	14	U	14 U
Chlorobenzene	10	14	U	14 U
Ethylbenzene	10	14	U	14 U
Styrene	10	14	U	14 U
Total Xylenes	10	14	U	14 U

Dilution Factor:	1.00	1.00
Percent Solids:	70	71
Sample Volume\Weight (ml\g):	5.00	5.00

Associated Method Blank:	P1381.D	D0852.D
Associated Equipment Blank:	HFQ5XX8XXX94XX	HFQ5XX8XXX94XX
Associated Field Blank:	-	-
Associated Trip Blank:	-	-

Site: TEST PIT

U: not detected B: blank contamination

J: estimated

Table 2
Validation / Summary Table

	PS-101	PS-102	PS-103	PS-104 DUP	PS-104	PS-105	PS-106	PS-107
LOCATION:	PS-101	PS-102	PS-103	PS-104 DUP	PS-104	PS-105	PS-106	PS-107
DEPTH:	9	5	7	9	9	7	11	6
ISIS ID:	HFPS101XX994XX	HFPS102XX594XX	HFPS103XX794XX	HFPS104XX994XD	HFPS104XX994XX	HFPS105XX794XX	HFPS106X1194XX	HFPS107XX694XX
LAB NUMBER:	2232307	2232308	2232309	2232304	2232301	2232305	2232306	2232310
DATE SAMPLED:	10/18/94	10/18/94	10/18/94	10/17/94	10/17/94	10/17/94	10/17/94	10/18/94
DATE ANALYZED:	10/22/94	10/26/94	10/22/94	10/26/94	10/22/94	10/22/94	10/22/94	10/22/94
ANALYTE	SOW-3/90 - II	CRQL						
Chloromethane	10	10	12 U	11 U	12 U	13 U	13 U	14 U
Bromomethane	10	12 U	12 U	11 U	12 U	13 U	13 U	14 U
Vinyl Chloride	10	12 U	12 U	11 U	12 U	13 U	13 U	14 U
Chloroethane	10	12 U	12 U	11 U	12 U	13 U	13 U	14 U
Methylene Chloride	10	12 U	12 U	11 U	12 U	13 U	13 U	14 U
Acetone	10	12 U	12 U	11 U	12 U	13 U	13 U	14 U
Carbon Disulfide	10	12 U	12 U	11 U	12 U	13 U	13 U	14 U
1,1-Dichloroethene	10	12 U	12 U	11 U	12 U	13 U	13 U	14 U
1,1-Dichloroethane	10	12 U	12 U	11 U	12 U	13 U	13 U	14 U
1,2-Dichloroethene (total)	10	12 U	12 U	11 U	12 U	13 U	13 U	14 U
Chloroform	10	12 U	12 U	11 U	12 U	13 U	13 U	14 U
1,2-Dichloroethane	10	12 U	12 U	11 U	12 U	13 U	13 U	14 U
2-Butanone	10	12 U	12 U	11 U	12 U	13 U	13 U	14 U
1,1,1-Trichloroethane	10	12 U	12 U	11 U	12 U	13 U	13 U	14 U
Carbon Tetrachloride	10	12 U	12 U	11 U	12 U	13 U	13 U	14 U
Bromodichloromethane	10	12 U	12 U	11 U	12 U	13 U	13 U	14 U
1,2-Dichloropropane	10	12 U	12 U	11 U	12 U	13 U	13 U	14 U
cis-1,3-Dichloropropene	10	12 U	12 U	11 U	12 U	13 U	13 U	14 U
Trichloroethene	10	12 U	12 U	11 U	12 U	13 U	13 U	14 U
Dibromochloromethane	10	12 U	12 U	11 U	12 U	13 U	13 U	14 U
1,1,2-Trichloroethane	10	12 U	12 U	11 U	12 U	13 U	13 U	14 U
Benzene	10	12 U	12 U	11 U	12 U	13 U	13 U	14 U
trans-1,3-Dichloropropene	10	12 U	12 U	11 U	12 U	13 U	13 U	14 U
Bromoform	10	12 U	12 U	11 U	12 U	13 U	13 U	14 U
4-Methyl-2-Pentanone	10	12 U	12 U	11 U	12 U	13 U	13 U	14 U
2-Hexanone	10	12 U	12 U	11 U	12 U	13 U	13 U	14 U
Tetrachloroethene	10	12 U	12 U	11 U	12 U	13 U	13 U	14 U
1,1,2,2-Tetrachloroethane	10	12 U	12 U	11 U	12 U	13 U	13 U	14 U
Toluene	10	2 J	11 U	11 U	12 U	13 U	13 U	14 U
Chlorobenzene	10	12 U	11 U	11 U	12 U	13 U	13 U	14 U
Ethylbenzene	10	3 J	11 U	11 U	12 U	13 U	13 U	14 U
Styrene	10	12 U	11 U	11 U	12 U	13 U	13 U	14 U
Total Xylenes	10	2 J	11 U	11 U	12 U	13 U	13 U	14 U
Dilution Factor:	1.00	1.00	1.00	1.00	1.00	1.00	1.00	1.00
Percent Solids:	84	88	85	80	77	76	69	70
Sample Volume\Weight (ml\g):	5.00	5.00	5.00	5.00	5.00	5.00	5.00	5.00
Associated Method Blank:	P1381.D	D0852.D	P1381.D	D0852.D	P1381.D	P1381.D	P1381.D	P1381.D
Associated Equipment Blank:	HFQ8XX8XXX94XX	HFQ8XX8XXX94XX	HFQ8XX8XXX94XX	HFQ8XX8XXX94XX	HFQ8XX8XXX94XX	HFQ8XX8XXX94XX	HFQ8XX8XXX94XX	HFQ8XX8XXX94XX
Associated Field Blank:	-	-	-	-	-	-	-	-
Associated Trip Blank:	-	-	-	-	-	-	-	-

Site: TEST PIT
 U: not detected
 J: estimated

Table 2
Validation / Summary Table

LOCATION: PS-108
 DEPTH: 10
 ISIS ID: HFPS108X1094XX
 LAB NUMBER: 2232311
 DATE SAMPLED: 10/18/94
 DATE ANALYZED: 10/26/94

ANALYTE	SOW-3/90 - II	CRQL
Chloromethane	10	14 U
Bromomethane	10	14 U
Vinyl Chloride	10	14 U
Chloroethane	10	14 U
Methylene Chloride	10	14 UJ
Acetone	10	14 UJ
Carbon Disulfide	10	14 U
1,1-Dichloroethene	10	14 U
1,1-Dichloroethane	10	14 U
1,2-Dichloroethene (total)	10	14 U
Chloroform	10	14 U
1,2-Dichloroethane	10	14 U
2-Butanone	10	14 U
1,1,1-Trichloroethane	10	14 U
Carbon Tetrachloride	10	14 U
Bromodichloromethane	10	14 U
1,2-Dichloropropane	10	14 U
cis-1,3-Dichloropropene	10	14 U
Trichloroethene	10	14 U
Dibromochloromethane	10	14 U
1,1,2-Trichloroethane	10	14 U
Benzene	10	14 U
trans-1,3-Dichloropropene	10	14 U
Bromoform	10	14 U
4-Methyl-2-Pentanone	10	14 U
2-Hexanone	10	14 U
Tetrachloroethene	10	14 U
1,1,2,2-Tetrachloroethane	10	14 U
Toluene	10	14 U
Chlorobenzene	10	14 U
Ethylbenzene	10	14 U
Styrene	10	14 U
Total Xylenes	10	14 U

Dilution Factor: 1.00
 Percent Solids: 71
 Sample Volume/Weight (ml/g): 5.00

Associated Method Blank: D0852.D
 Associated Equipment Blank: HFQSXX8XXX94XX
 Associated Field Blank: -
 Associated Trip Blank: -

Site: TEST PIT
 U: not detected
 J: estimated

Table 1
Laboratory Report of Analysis

LOCATION:	PS-101	PS-102	PS-103	PS-104 DUP	PS-104	PS-105	PS-106	PS-106
DEPTH:	9	5	7	9	9	7	11	11
ISIS ID:	HFPS101XX994XX	HFPS102XX594XX	HFPS103XX794XX	HFPS104XX994XD	HFPS104XX994XX	HFPS105XX794XX	HFPS106X1194XX	HFPS106X1194XX
LAB NUMBER:	2232307	2232308	2232309	2232304	2232301	2232305	2232306	2232306 D
DATE SAMPLED:	10/18/94	10/18/94	10/18/94	10/17/94	10/17/94	10/17/94	10/17/94	10/17/94
DATE EXTRACTED:	10/21/94	10/21/94	10/21/94	10/21/94	10/21/94	10/21/94	10/21/94	10/21/94
DATE ANALYZED:	12/02/94	12/02/94	12/02/94	11/28/94	11/28/94	11/28/94	11/28/94	11/30/94

ANALYTE	SOW-3/90 - II	CRQL	PS-101	PS-102	PS-103	PS-104 DUP	PS-104	PS-105	PS-106	PS-106
Phenol	330		400 U	380 U	400 U	2100 U	4300 U	440 U	480 U	970 U
bis(2-Chloroethyl)ether	330		400 U	380 U	400 U	2100 U	4300 U	440 U	480 U	970 U
2-Chlorophenol	330		400 U	380 U	400 U	2100 U	4300 U	440 U	480 U	970 U
1,3-Dichlorobenzene	330		400 U	380 U	400 U	2100 U	4300 U	440 U	480 U	970 U
1,4-Dichlorobenzene	330		400 U	380 U	400 U	2100 U	4300 U	440 U	480 U	970 U
1,2-Dichlorobenzene	330		400 U	380 U	400 U	2100 U	4300 U	440 U	480 U	970 U
2-Methylphenol	330		400 U	380 U	400 U	2100 U	4300 U	440 U	480 U	970 U
2,2'-oxybis(1-Chloropropane)	330		400 U	380 U	400 U	2100 U	4300 U	440 U	480 U	970 U
4-Methylphenol	330		400 U	380 U	400 U	2100 U	4300 U	440 U	480 U	970 U
N-Nitroso-di-n-propylamine	330		400 U	380 U	400 U	2100 U	4300 U	440 U	480 U	970 U
Hexachloroethane	330		400 U	380 U	400 U	2100 U	4300 U	440 U	480 U	970 U
Nitrobenzene	330		400 U	380 U	400 U	2100 U	4300 U	440 U	480 U	970 U
Isophorone	330		400 U	380 U	400 U	2100 U	4300 U	440 U	480 U	970 U
2-Nitrophenol	330		400 U	380 U	400 U	2100 U	4300 U	440 U	480 U	970 U
2,4-Dimethylphenol	330		400 U	380 U	400 U	2100 U	4300 U	440 U	480 U	970 U
bis(2-Chloroethoxy)methane	330		400 U	380 U	400 U	2100 U	4300 U	440 U	480 U	970 U
2,4-Dichlorophenol	330		400 U	380 U	400 U	2100 U	4300 U	440 U	480 U	970 U
1,2,4-Trichlorobenzene	330		400 U	380 U	400 U	2100 U	4300 U	440 U	480 U	970 U
Naphthalene	330		110 J	220 J	140 J	2100 U	4300 U	110 J	53 J	970 U
4-Chloroaniline	330		400 U	380 U	400 U	2100 U	4300 U	440 U	480 U	970 U
Hexachlorobutadiene	330		400 U	380 U	400 U	2100 U	4300 U	440 U	480 U	970 U
4-Chloro-3-Methylphenol	330		400 U	380 U	400 U	2100 U	4300 U	440 U	480 U	970 U
2-Methylnaphthalene	330		87 J	200 J	220 J	2100 U	4300 U	60 J	480 U	970 U
Hexachlorocyclopentadiene	330		400 U	380 U	400 U	2100 U	4300 U	440 U	480 U	970 U
2,4,6-Trichlorophenol	330		400 U	380 U	400 U	2100 U	4300 U	440 U	480 U	970 U
2,4,5-Trichlorophenol	800		950 U	910 U	950 U	5000 U	10000 U	1000 U	1200 U	2300 U
2-Chloronaphthalene	330		400 U	380 U	400 U	2100 U	4300 U	440 U	480 U	970 U
2-Nitroaniline	800		950 U	910 U	950 U	5000 U	10000 U	1000 U	1200 U	2300 U
Dimethylphthalate	330		400 U	380 U	400 U	2100 U	4300 U	440 U	480 U	970 U
Acenaphthylene	330		400 U	110 J	400 U	2100 U	4300 U	440 U	480 U	970 U
2,6-Dinitrotoluene	330		400 U	380 U	400 U	2100 U	4300 U	440 U	480 U	970 U

Site: TEST PIT
 U: not detected E: interference
 J: estimated D: diluted result

Table 1
Laboratory Report of Analysis

LOCATION:	PS-101	PS-102	PS-103	PS-104 DUP	PS-104	PS-105	PS-106	PS-106
DEPTH:	9	5	7	9	9	7	11	11
ISIS ID:	HFPS101XX994XX	HFPS102XX594XX	HFPS103XX794XX	HFPS104XX994XD	HFPS104XX994XX	HFPS105XX794XX	HFPS106X1194XX	HFPS106X1194XX
LAB NUMBER:	2232307	2232308	2232309	2232304	2232301	2232305	2232306	2232306 D
DATE SAMPLED:	10/18/94	10/18/94	10/18/94	10/17/94	10/17/94	10/17/94	10/17/94	10/17/94
DATE EXTRACTED:	10/21/94	10/21/94	10/21/94	10/21/94	10/21/94	10/21/94	10/21/94	10/21/94
DATE ANALYZED:	12/02/94	12/02/94	12/02/94	11/28/94	11/28/94	11/28/94	11/28/94	11/30/94

ANALYTE	SOW-3/90 - II	CRQL															
3-Nitroaniline	800	950	U	910	U	950	U	5000	U	10000	U	1000	U	1200	U	2300	U
Acenaphthene	330	340	J	250	J	150	J	2100	U	4300	U	72	J	67	J	970	U
2,4-Dinitrophenol	800	950	U	910	U	950	U	5000	U	10000	U	1000	U	1200	U	2300	U
4-Nitrophenol	800	950	U	910	U	950	U	5000	U	10000	U	1000	U	1200	U	2300	U
Dibenzofuran	330	70	J	180	J	100	J	2100	U	4300	U	440	U	480	U	970	U
2,4-Dinitrotoluene	330	400	U	380	U	400	U	2100	U	4300	U	440	U	480	U	970	U
Diethylphthalate	330	400	U	380	U	400	U	2100	U	4300	U	440	U	480	U	970	U
4-Chlorophenyl-phenylether	330	400	U	380	U	400	U	2100	U	4300	U	440	U	480	U	970	U
Fluorene	330	83	J	210	J	92	J	2100	U	4300	U	49	J	480	U	970	U
4-Nitroaniline	800	950	U	910	U	950	U	5000	U	10000	U	1000	U	1200	U	2300	U
4,6-Dinitro-2-methylphenol	800	950	U	910	U	950	U	5000	U	10000	U	1000	U	1200	U	2300	U
N-Nitrosodiphenylamine	330	400	U	380	U	400	U	2100	U	4300	U	440	U	480	U	970	U
4-Bromophenyl-phenylether	330	400	U	380	U	400	U	2100	U	4300	U	440	U	480	U	970	U
Hexachlorobenzene	330	400	U	380	U	400	U	2100	U	4300	U	440	U	480	U	970	U
Pentachlorophenol	800	950	U	910	U	950	U	5000	U	10000	U	1000	U	1200	U	2300	U
Phenanthrene	330	580	U	1200	U	700	J	660	J	1800	J	240	J	610	J	590	JD
Anthracene	330	130	J	270	J	140	J	2100	U	4300	U	53	J	75	J	970	U
Carbazole	330	48	J	380	U	400	U	2100	U	4300	U	440	U	87	J	970	U
Di-n-butylphthalate	330	400	U	380	U	400	U	2100	U	4300	U	440	U	53	J	970	U
Fluoranthene	330	1200	U	1400	U	1100	U	5400	U	14000	U	480	U	3900	E	4200	D
Pyrene	330	1300	U	2500	U	1400	U	6000	U	15000	U	530	U	3800	U	4500	D
Butylbenzylphthalate	330	400	U	380	U	400	U	2100	U	4300	U	440	U	480	U	970	U
3,3'-Dichlorobenzidine	330	400	U	380	U	400	U	2100	U	4300	U	440	U	480	U	970	U
Benzo(a)Anthracene	330	1000	U	1700	U	760	U	5000	U	13000	U	400	J	3300	E	3600	D
Chrysene	330	1100	U	2100	U	1000	U	6700	U	17000	U	530	U	4200	E	5200	D
bis(2-Ethylhexyl)phthalate	330	140	J	210	J	74	J	2100	U	4300	U	60	J	480	U	970	U
Di-n-octylphthalate	330	400	U	380	U	400	U	2100	U	4300	U	440	U	480	U	970	U
Benzo(b)Fluoranthene	330	990	U	1900	U	830	U	6600	U	17000	U	520	U	5700	E	5000	D
Benzo(k)Fluoranthene	330	1100	U	1100	U	550	U	4900	U	11000	U	350	J	2200	U	2900	D
Benzo(a)Pyrene	330	1200	U	1900	U	790	U	6600	U	16000	U	450	U	4300	E	4400	D
Indeno(1,2,3-c,d)Pyrene	330	570	U	910	U	350	J	2900	U	7800	U	240	J	1600	U	2300	D
Dibenz(a,h)Anthracene	330	46	J	58	J	400	U	2100	U	540	J	440	U	90	J	140	JD
Benzo(g,h,i)perylene	330	420	U	680	U	290	J	2000	J	6100	U	190	J	1200	U	1800	D

Dilution Factor:	1.00	1.00	1.00	5.00	10.0	1.00	1.00	2.00
Percent Solids:	84	88	84	80	77	76	69	69
Sample Volume\Weight (ml\g):	30.0	30.0	30.0	30.0	30.0	30.0	30.0	30.0
Associated Method Blank:	Q1795.D	Q1795.D	Q1795.D	Q1795.D	Q1795.D	Q1795.D	Q1795.D	Q1795.D
Associated Equipment Blank:	HFQsXX8XXX94XX	HFQsXX8XXX94XX	HFQsXX8XXX94XX	HFQsXX8XXX94XX	HFQsXX8XXX94XX	HFQsXX8XXX94XX	HFQsXX8XXX94XX	HFQsXX8XXX94XX
Associated Field Blank:	-	-	-	-	-	-	-	-

Site: TEST PIT

U: not detected E: interference
J: estimated D: diluted result

Table 1
Laboratory Report of Analysis

LOCATION:	PS-107	PS-108	PS-108
DEPTH:	6	10	10
ISIS ID:	HFPS107XX694XX	HFPS108X1094XX	HFPS108X1094XX
LAB NUMBER:	2232310	2232311	2232311 D
DATE SAMPLED:	10/18/94	10/18/94	10/18/94
DATE EXTRACTED:	10/21/94	10/21/94	10/21/94
DATE ANALYZED:	12/02/94	12/02/94	12/03/94

ANALYTE	SOW-3/90 - II	CRQL					
Phenol	330	480	U	470	U	940	U
bis(2-Chloroethyl)ether	330	480	U	470	U	940	U
2-Chlorophenol	330	480	U	470	U	940	U
1,3-Dichlorobenzene	330	480	U	470	U	940	U
1,4-Dichlorobenzene	330	480	U	470	U	940	U
1,2-Dichlorobenzene	330	480	U	470	U	940	U
2-Methylphenol	330	480	U	470	U	940	U
2,2'-oxybis(1-Chloropropane)	330	480	U	470	U	940	U
4-Methylphenol	330	480	U	470	U	940	U
N-Nitroso-di-n-propylamine	330	480	U	470	U	940	U
Hexachloroethane	330	480	U	470	U	940	U
Nitrobenzene	330	480	U	470	U	940	U
Isophorone	330	480	U	470	U	940	U
2-Nitrophenol	330	480	U	470	U	940	U
2,4-Dimethylphenol	330	480	U	470	U	940	U
bis(2-Chloroethoxy)methane	330	480	U	470	U	940	U
2,4-Dichlorophenol	330	480	U	470	U	940	U
1,2,4-Trichlorobenzene	330	480	U	470	U	940	U
Naphthalene	330	67	J	470	U	940	U
4-Chloroaniline	330	480	U	470	U	940	U
Hexachlorobutadiene	330	480	U	470	U	940	U
4-Chloro-3-Methylphenol	330	480	U	470	U	940	U
2-Methylnaphthalene	330	480	U	470	U	940	U
Hexachlorocyclopentadiene	330	480	U	470	U	940	U
2,4,6-Trichlorophenol	330	480	U	470	U	940	U
2,4,5-Trichlorophenol	800	1100	U	1100	U	2200	U
2-Chloronaphthalene	330	480	U	470	U	940	U
2-Nitroaniline	800	1100	U	1100	U	2200	U
Dimethylphthalate	330	480	U	470	U	940	U
Acenaphthylene	330	480	U	470	U	940	U
2,6-Dinitrotoluene	330	480	U	470	U	940	U

Site: TEST PIT

U: not detected E: interference

J: estimated D: diluted result

Table 1
Laboratory Report of Analysis

LOCATION:	PS-107	PS-108	PS-108
DEPTH:	6	10	10
ISIS ID:	HFPS107XX694XX	HFPS108X1094XX	HFPS108X1094XX
LAB NUMBER:	2232310	2232311	2232311 D
DATE SAMPLED:	10/18/94	10/18/94	10/18/94
DATE EXTRACTED:	10/21/94	10/21/94	10/21/94
DATE ANALYZED:	12/02/94	12/02/94	12/03/94

ANALYTE	SOW-3/90 - II	CRQL			
3-Nitroaniline	800	1100	U	1100	U
Acenaphthene	330	480	U	150	J
2,4-Dinitrophenol	800	1100	U	1100	U
4-Nitrophenol	800	1100	U	1100	U
Dibenzofuran	330	480	U	470	U
2,4-Dinitrotoluene	330	480	U	470	U
Diethylphthalate	330	480	U	470	U
4-Chlorophenyl-phenylether	330	480	U	470	U
Fluorene	330	480	U	470	U
4-Nitroaniline	800	1100	U	1100	U
4,6-Dinitro-2-methylphenol	800	1100	U	1100	U
N-Nitrosodiphenylamine	330	480	U	470	U
4-Bromophenyl-phenylether	330	480	U	470	U
Hexachlorobenzene	330	480	U	470	U
Pentachlorophenol	800	1100	U	1100	U
Phenanthrene	330	310	J	470	U
Anthracene	330	480	U	49	J
Carbazole	330	480	U	470	U
Di-n-butylphthalate	330	480	U	470	U
Fluoranthene	330	320	J	3700	D
Pyrene	330	330	J	3200	D
Butylbenzylphthalate	330	480	U	470	U
3,3'-Dichlorobenzidine	330	480	U	470	U
Benzo(a)Anthracene	330	99	J	3900	E
Chrysene	330	180	J	5200	E
bis(2-Ethylhexyl)phthalate	330	86	J	470	U
Di-n-octylphthalate	330	480	U	470	U
Benzo(b)Fluoranthene	330	71	J	5700	E
Benzo(k)Fluoranthene	330	480	U	1500	D
Benzo(a)Pyrene	330	480	U	3000	D
Indeno(1,2,3-c,d)Pyrene	330	480	U	1400	D
Dibenz(a,h)Anthracene	330	480	U	98	J
Benzo(g,h,i)perylene	330	480	U	1100	D

Dilution Factor:	1.00	1.00	2.00
Percent Solids:	70	71	71
Sample Volume\Weight (ml\g):	30.0	30.0	30.0

Associated Method Blank:	Q1795.D	Q1795.D	Q1795.D
Associated Equipment Blank:	HFQ5XX8XXX94XX	HFQ5XX8XXX94XX	HFQ5XX8XXX94XX
Associated Field Blank:	-	-	-

Site: TEST PIT

U: not detected E: interference

J: estimated D: diluted result

Table 2
Validation / Summary Table

LOCATION:	PS-101	PS-102	PS-103	PS-104 DUP	PS-104	PS-105	PS-106	PS-107
DEPTH:	9	5	7	9	9	7	11	6
ISIS ID:	HFPS101XX994XX	HFPS102XX594XX	HFPS103XX794XX	HFPS104XX994XD	HFPS104XX994XX	HFPS105XX794XX	HFPS106X1194XX	HFPS107XX694XX
LAB NUMBER:	2232307	2232308	2232309	2232304	2232301	2232305	2232306	2232310
DATE SAMPLED:	10/18/94	10/18/94	10/18/94	10/17/94	10/17/94	10/17/94	10/17/94	10/18/94
DATE EXTRACTED:	10/21/94	10/21/94	10/21/94	10/21/94	10/21/94	10/21/94	10/21/94	10/21/94
DATE ANALYZED:	12/02/94	12/02/94	12/02/94	11/28/94	11/28/94	11/28/94	11/28/94	12/02/94

ANALYTE	SOW-3/90 - 11	CRQL														
Phenol		330		R	400	UJ	2100	U	4300	U	440	U		R	480	UJ
bis(2-Chloroethyl)ether	400	UJ	380	UJ	400	UJ	2100	U	4300	U	440	U	480	U	480	UJ
2-Chlorophenol		330		R	400	UJ	2100	U	4300	U	440	U		R	480	UJ
1,3-Dichlorobenzene	400	UJ	380	UJ	400	UJ	2100	U	4300	U	440	U	480	U	480	UJ
1,4-Dichlorobenzene	400	UJ	380	UJ	400	UJ	2100	U	4300	U	440	U	480	U	480	UJ
1,2-Dichlorobenzene	400	UJ	380	UJ	400	UJ	2100	U	4300	U	440	U	480	U	480	UJ
2-Methylphenol		330		R	400	UJ	2100	U	4300	U	440	U		R	480	UJ
2,2'-oxybis(1-Chloropropane)	400	UJ	380	UJ	400	UJ	2100	U	4300	U	440	U	480	U	480	UJ
4-Methylphenol		330		R	400	UJ	2100	U	4300	U	440	U		R	480	UJ
N-Nitroso-di-n-propylamine	400	UJ	380	UJ	400	UJ	2100	U	4300	U	440	U	480	U	480	UJ
Hexachloroethane	400	UJ	380	UJ	400	UJ	2100	U	4300	U	440	U	480	U	480	UJ
Nitrobenzene	400	UJ	380	UJ	400	UJ	2100	U	4300	U	440	U	480	U	480	UJ
Isophorone	400	UJ	380	UJ	400	UJ	2100	U	4300	U	440	U	480	U	480	UJ
2-Nitrophenol		330		R	400	UJ	2100	U	4300	U	440	U		R	480	UJ
2,4-Dimethylphenol		330		R	400	UJ	2100	U	4300	U	440	U		R	480	UJ
bis(2-Chloroethoxy)methane	400	UJ	380	UJ	400	UJ	2100	U	4300	U	440	U	480	U	480	UJ
2,4-Dichlorophenol		330		R	400	UJ	2100	U	4300	U	440	U		R	480	UJ
1,2,4-Trichlorobenzene	400	UJ	380	UJ	400	UJ	2100	U	4300	U	440	U	480	U	480	UJ
Naphthalene	110	J	220	J	140	J	2100	U	4300	U	110	J	53	J	67	J
4-Chloroaniline	400	UJ	380	UJ	400	UJ	2100	U	4300	U	440	U	480	U	480	UJ
Hexachlorobutadiene	400	UJ	380	UJ	400	UJ	2100	U	4300	U	440	U	480	U	480	UJ
4-Chloro-3-Methylphenol		330		R	400	UJ	2100	U	4300	U	440	U		R	480	UJ
2-Methylnaphthalene	87	J	200	J	220	J	2100	U	4300	U	60	J	480	U	480	UJ
Hexachlorocyclopentadiene	400	UJ	380	UJ	400	UJ	2100	UJ	4300	UJ	440	UJ	480	UJ	480	UJ
2,4,6-Trichlorophenol		330		R	400	UJ	2100	U	4300	U	440	U		R	480	UJ
2,4,5-Trichlorophenol		800		R	950	UJ	5000	U	10000	U	1000	U		R	1100	UJ
2-Chloronaphthalene	400	UJ	380	UJ	400	UJ	2100	U	4300	U	440	U	480	U	480	UJ
2-Nitroaniline	950	UJ	910	UJ	950	UJ	5000	U	10000	U	1000	U	1200	U	1100	UJ
Dimethylphthalate	400	UJ	380	UJ	400	UJ	2100	U	4300	U	440	U	480	U	480	UJ
Acenaphthylene	400	UJ	110	J	400	UJ	2100	U	4300	U	440	U	480	U	480	UJ
2,6-Dinitrotoluene	400	UJ	380	UJ	400	UJ	2100	U	4300	U	440	U	480	U	480	UJ

Site: TEST PIT
 U: not detected R: unusable
 J: estimated

Table 2
Validation / Summary Table

LOCATION:	PS-101	PS-102	PS-103	PS-104 DUP	PS-104	PS-105	PS-106	PS-107
DEPTH:	9	5	7	9	9	7	11	6
ISIS ID:	HFPS101XX994XX	HFPS102XX594XX	HFPS103XX794XX	HFPS104XX994XD	HFPS104XX994XX	HFPS105XX794XX	HFPS106X1194XX	HFPS107XX694XX
LAB NUMBER:	2232307	2232308	2232309	2232304	2232301	2232305	2232306	2232310
DATE SAMPLED:	10/18/94	10/18/94	10/18/94	10/17/94	10/17/94	10/17/94	10/17/94	10/18/94
DATE EXTRACTED:	10/21/94	10/21/94	10/21/94	10/21/94	10/21/94	10/21/94	10/21/94	10/21/94
DATE ANALYZED:	12/02/94	12/02/94	12/02/94	11/28/94	11/28/94	11/28/94	11/28/94	12/02/94

ANALYTE	SOW-3/90 - II	CRQL	PS-101	PS-102	PS-103	PS-104 DUP	PS-104	PS-105	PS-106	PS-107
3-Nitroaniline	800		950 UJ	910 UJ	950 UJ	5000 U	10000 U	1000 U	1200 U	1100 UJ
Acenaphthene	330		340 J	250 J	150 J	2100 U	4300 U	72 J	67 J	480 UJ
2,4-Dinitrophenol	800		R	R	950 UJ	5000 UJ	10000 UJ	1000 UJ	R	1100 UJ
4-Nitrophenol	800		R	R	950 UJ	5000 U	10000 U	1000 U	R	1100 UJ
Dibenzofuran	330		70 J	180 J	100 J	2100 U	4300 U	440 U	480 U	480 UJ
2,4-Dinitrotoluene	330		400 UJ	380 UJ	400 UJ	2100 U	4300 U	440 U	480 U	480 UJ
Diethylphthalate	330		400 UJ	380 UJ	400 UJ	2100 U	4300 U	440 U	480 U	480 UJ
4-Chlorophenyl-phenylether	330		400 UJ	380 UJ	400 UJ	2100 U	4300 U	440 U	480 U	480 UJ
Fluorene	330		83 J	210 J	92 J	2100 U	4300 U	49 J	480 U	480 UJ
4-Nitroaniline	800		950 UJ	910 UJ	950 UJ	5000 UJ	10000 UJ	1000 UJ	1200 UJ	1100 UJ
4,6-Dinitro-2-methylphenol	800		R	R	950 UJ	5000 UJ	10000 UJ	1000 UJ	R	1100 UJ
N-Nitrosodiphenylamine	330		400 UJ	380 UJ	400 UJ	2100 U	4300 U	440 U	480 U	480 UJ
4-Bromophenyl-phenylether	330		400 UJ	380 UJ	400 UJ	2100 U	4300 U	440 U	480 U	480 UJ
Hexachlorobenzene	330		400 UJ	380 UJ	400 UJ	2100 U	4300 U	440 U	480 U	480 UJ
Pentachlorophenol	800		R	R	950 UJ	5000 U	10000 U	1000 U	R	1100 UJ
Phenanthrene	330		580 J	1200 J	700 J	660 J	1800 J	240 J	610 J	310 J
Anthracene	330		130 J	270 J	140 J	2100 U	4300 U	53 J	75 J	480 UJ
Carbazole	330		48 J	380 UJ	400 UJ	2100 U	4300 U	440 U	87 J	480 UJ
Di-n-butylphthalate	330		400 UJ	380 UJ	400 UJ	2100 U	4300 U	440 U	53 J	480 UJ
Fluoranthene	330		1200 J	1400 J	1100 J	5400 J	14000 J	480	4200	320 J
Pyrene	330		1300 J	2500 J	1400 J	6000 J	15000 J	530	3800	330 J
Butylbenzylphthalate	330		400 UJ	380 UJ	400 UJ	2100 U	4300 U	440 U	480 U	480 UJ
3,3'-Dichlorobenzidine	330		400 UJ	380 UJ	400 UJ	2100 U	4300 U	440 U	480 U	480 UJ
Benzo(a)Anthracene	330		1000 J	1700 J	760 J	5000 J	13000 J	400 J	3300	99 J
Chrysene	330		1100 J	2100 J	1000 J	6700 J	17000 J	530	5200	180 J
bis(2-Ethylhexyl)phthalate	330		140 J	210 J	74 J	2100 U	4300 U	60 J	480 U	86 J
Di-n-octylphthalate	330		400 UJ	380 UJ	400 UJ	2100 U	4300 U	440 U	480 U	480 UJ
Benzo(b)Fluoranthene	330		990 J	1900 J	830 J	6600 J	17000 J	520	5000	71 J
Benzo(k)Fluoranthene	330		1100 J	1100 J	550 J	4900 J	11000 J	350 J	2200	480 UJ
Benzo(a)Pyrene	330		1200 J	1900 J	790 J	6600 J	16000 J	450	4400	480 UJ
Indeno(1,2,3-c,d)Pyrene	330		570 J	910 J	350 J	2900 J	7800 J	240 J	1600	480 UJ
Dibenz(a,h)Anthracene	330		46 J	58 J	400 UJ	2100 U	540 J	440 U	90 J	480 UJ
Benzo(g,h,i)perylene	330		420 J	680 J	290 J	2000 J	6100 J	190 J	1200	480 UJ

Dilution Factor:	1.00	1.00	1.00	5.00	10.0	1.00	1.00	1.00	1.00
Percent Solids:	84	88	84	80	77	76	69	70	70
Sample Volume/Weight (ml/g):	30.0	30.0	30.0	30.0	30.0	30.0	30.0	30.0	30.0
Associated Method Blank:	Q1795.D	Q1795.D	Q1795.D	Q1795.D	Q1795.D	Q1795.D	Q1795.D	Q1795.D	Q1795.D
Associated Equipment Blank:	HFQ5XX8XXX94XX	HFQ5XX8XXX94XX	HFQ5XX8XXX94XX	HFQ5XX8XXX94XX	HFQ5XX8XXX94XX	HFQ5XX8XXX94XX	HFQ5XX8XXX94XX	HFQ5XX8XXX94XX	HFQ5XX8XXX94XX
Associated Field Blank:	-	-	-	-	-	-	-	-	-

Site: TEST PIT

U: not detected R: unusable

J: estimated

Table 2
Validation / Summary Table

LOCATION:	BS-101	BS-102	BS-103	BS-104	BS-105	BS-106	BS-107	BS-108
DEPTH:	6	8	10	8	10	12	14	8
ISIS ID:	HFBS101XX694XX	HFBS102XX894XX	HFBS103X1094XX	HFBS104XX894XX	HFBS105X1094XX	HFBS106X1294XX	HFBS107X1494XX	HFBS108XX894XX
LAB NUMBER:	2235104	2235103	2235105	2235106	2235107	2236602	2236601	2235102
DATE SAMPLED:	10/20/94	10/20/94	10/20/94	10/21/94	10/21/94	10/24/94	10/24/94	10/19/94
DATE ANALYZED:	10/27/94	10/26/94	10/27/94	10/26/94	10/26/94	10/27/94	10/27/94	10/26/94

ANALYTE	SOW-3/90 - II	CRQL	BS-101	BS-102	BS-103	BS-104	BS-105	BS-106	BS-107	BS-108
Chloromethane	10		21 UJ	13 U	18 U	23 UJ	24 UJ	20 UJ	12 U	14 U
Bromomethane	10		21 UJ	13 U	18 U	23 UJ	24 UJ	20 UJ	12 U	14 U
Vinyl Chloride	10		21 UJ	13 U	18 U	23 UJ	24 UJ	20 UJ	12 U	14 U
Chloroethane	10		21 UJ	13 U	18 U	23 UJ	24 UJ	20 UJ	12 U	14 U
Methylene Chloride	10		21 UJ	13 UJ	18 UJ	23 UJ	24 UJ	20 UJ	12 UJ	14 UJ
Acetone	10		21 UJ	13 UJ	100 J	23 UJ	93 UJ	20 UJ	12 UJ	44 UJ
Carbon Disulfide	10		21 UJ	13 U	18 U	23 UJ	24 UJ	20 UJ	12 U	14 U
1,1-Dichloroethene	10		21 UJ	13 U	18 U	23 UJ	24 UJ	20 UJ	12 U	14 U
1,1-Dichloroethane	10		21 UJ	13 U	18 U	23 UJ	24 UJ	20 UJ	12 U	31
1,2-Dichloroethene (total)	10		21 UJ	13 U	18 U	23 UJ	24 UJ	20 UJ	12 U	14 U
Chloroform	10		21 UJ	13 U	18 U	23 UJ	24 UJ	20 UJ	12 U	14 U
1,2-Dichloroethane	10		21 UJ	13 U	18 U	23 UJ	24 UJ	20 UJ	12 U	14 U
2-Butanone	10		21 UJ	13 U	23 J	23 UJ	18 J	20 UJ	12 U	9 J
1,1,1-Trichloroethane	10		21 UJ	13 U	18 U	23 UJ	24 UJ	20 UJ	12 U	14 U
Carbon Tetrachloride	10		21 UJ	13 U	18 U	23 UJ	24 UJ	20 UJ	12 U	14 U
Bromodichloromethane	10		21 UJ	13 U	18 U	23 UJ	24 UJ	20 UJ	12 U	14 U
1,2-Dichloropropane	10		21 UJ	13 U	18 U	23 UJ	24 UJ	20 UJ	12 U	14 U
cis-1,3-Dichloropropene	10		21 UJ	13 U	18 U	23 UJ	24 UJ	20 UJ	12 U	14 U
Trichloroethene	10		21 UJ	13 U	18 U	23 UJ	24 UJ	20 UJ	12 U	14 U
Dibromochloromethane	10		21 UJ	13 U	18 U	23 UJ	24 UJ	20 UJ	12 U	14 U
1,1,2-Trichloroethane	10		21 UJ	13 U	18 U	23 UJ	24 UJ	20 UJ	12 U	14 U
Benzene	10		21 UJ	13 U	18 U	23 UJ	24 UJ	20 UJ	12 U	3 J
trans-1,3-Dichloropropene	10		21 UJ	13 U	18 U	23 UJ	24 UJ	20 UJ	12 U	14 U
Bromoform	10		21 UJ	13 U	18 U	23 UJ	24 UJ	20 UJ	12 U	14 U
4-Methyl-2-Pentanone	10		21 UJ	13 U	18 U	23 UJ	24 UJ	20 UJ	12 U	14 U
2-Hexanone	10		21 UJ	13 U	18 U	23 UJ	24 UJ	20 UJ	12 U	14 U
Tetrachloroethene	10		21 UJ	13 U	18 U	23 UJ	24 UJ	20 UJ	12 U	14 U
1,1,2,2-Tetrachloroethane	10		21 UJ	13 U	18 U	23 UJ	24 UJ	20 UJ	12 U	14 U
Toluene	10		21 UJ	13 U	18 U	23 UJ	24 UJ	20 UJ	12 U	14 U
Chlorobenzene	10		21 UJ	13 U	18 U	23 UJ	24 UJ	20 UJ	12 U	14 U
Ethylbenzene	10		21 UJ	2 J	18 U	23 UJ	24 UJ	20 UJ	12 U	14 U
Styrene	10		21 UJ	13 U	18 U	23 UJ	24 UJ	20 UJ	12 U	14 U
Total Xylenes	10		21 UJ	13 U	18 U	23 UJ	24 UJ	20 UJ	12 U	14 U

Dilution Factor:	1.00	1.00	1.00	1.00	1.00	1.00	1.00	1.00	1.00
Percent Solids:	48	77	56	44	41	49	84	72	
Sample Volume\Weight (ml\g):	5.00	5.00	5.00	5.00	5.00	5.00	5.00	5.00	5.00
Associated Method Blank:	D0871.D	D0852.D	D0871.D	D0852.D	D0852.D	D0871.D	D0871.D	D0852.D	
Associated Equipment Blank:	HFQsXX9XXX94XX	HFQsXX9XXX94XX	HFQsXX9XXX94XX	HFQsXX9XXX94XX	HFQsXX9XXX94XX	HFQsXX9XXX94XX	HFQsXX9XXX94XX	HFQsXX9XXX94XX	HFQsXX9XXX94XX
Associated Field Blank:	-	-	-	-	-	-	-	-	-
Associated Trip Blank:	-	-	-	-	-	-	-	-	-

Site: SOIL BORINGS
 U: not detected
 J: estimated

Table 2
Validation / Summary Table

LOCATION:	BS-109	BS-110 DUP	BS-110
DEPTH:	7	12	12
ISIS ID:	HFBS109XX794XX	HFBS110X1294XD	HFBS110X1294XX
LAB NUMBER:	2235101	2232313	2232312
DATE SAMPLED:	10/19/94	10/18/94	10/18/94
DATE ANALYZED:	10/26/94	10/26/94	10/26/94

ANALYTE	SOW-3/90 - II	CRQL			
Chloromethane	10	11 U	12 U	12 U	12 U
Bromomethane	10	11 U	12 U	12 U	12 U
Vinyl Chloride	10	11 U	12 U	12 U	12 U
Chloroethane	10	11 U	12 U	12 U	12 U
Methylene Chloride	10	11 UJ	12 UJ	12 UJ	12 UJ
Acetone	10	11 UJ	12 UJ	12 UJ	12 UJ
Carbon Disulfide	10	11 U	12 U	12 U	12 U
1,1-Dichloroethene	10	11 U	12 U	12 U	12 U
1,1-Dichloroethane	10	11 U	12 U	12 U	12 U
1,2-Dichloroethene (total)	10	11 U	12 U	12 U	12 U
Chloroform	10	11 U	12 U	12 U	12 U
1,2-Dichloroethane	10	11 U	12 U	12 U	12 U
2-Butanone	10	11 U	12 U	12 U	12 U
1,1,1-Trichloroethane	10	11 U	12 U	12 U	12 U
Carbon Tetrachloride	10	11 U	12 U	12 U	12 U
Bromodichloromethane	10	11 U	12 U	12 U	12 U
1,2-Dichloropropane	10	11 U	12 U	12 U	12 U
cis-1,3-Dichloropropene	10	11 U	12 U	12 U	12 U
Trichloroethene	10	11 U	12 U	12 U	12 U
Dibromochloromethane	10	11 U	12 U	12 U	12 U
1,1,2-Trichloroethane	10	11 U	12 U	12 U	12 U
Benzene	10	11 U	12 U	12 U	12 U
trans-1,3-Dichloropropene	10	11 U	12 U	12 U	12 U
Bromoform	10	11 U	12 U	12 U	12 U
4-Methyl-2-Pentanone	10	11 U	12 U	12 U	12 U
2-Hexanone	10	11 U	12 U	12 U	12 U
Tetrachloroethene	10	11 U	12 U	12 U	12 U
1,1,2,2-Tetrachloroethane	10	11 U	12 U	12 U	12 U
Toluene	10	11 U	12 U	12 U	12 U
Chlorobenzene	10	11 U	12 U	12 U	12 U
Ethylbenzene	10	11 U	12 U	12 U	12 U
Styrene	10	11 U	12 U	12 U	12 U
Total Xylenes	10	11 U	12 U	12 U	12 U

Dilution Factor:	1.00	1.00	1.00
Percent Solids:	90	82	82
Sample Volume\Weight (ml\g):	5.00	5.00	5.00

Associated Method Blank:	D0852.D	D0852.D	D0852.D
Associated Equipment Blank:	HFQSXX9XXX94XX	HFQSXX9XXX94XX	HFQSXX9XXX94XX
Associated Field Blank:	-	-	-
Associated Trip Blank:	-	-	-

Site: SOIL BORINGS
U: not detected
J: estimated

Table 1
Laboratory Report of Analysis

LOCATION:	PS-101	PS-102	PS-103	PS-104 DUP	PS-104	PS-105	PS-106	PS-107
DEPTH:	9	5	7	9	9	7	11	6
ISIS ID:	HFPS101XX994XX	HFPS102XX594XX	HFPS103XX794XX	HFPS104XX994XD	HFPS104XX994XX	HFPS105XX794XX	HFPS106X1194XX	HFPS107XX694XX
LAB NUMBER:	2232307	2232308	2232309	2232304	2232301	2232305	2232306	2232310
DATE SAMPLED:	10/18/94	10/18/94	10/18/94	10/17/94	10/17/94	10/17/94	10/17/94	10/18/94
DATE EXTRACTED:	10/21/94	10/21/94	10/21/94	10/21/94	10/21/94	10/21/94	10/21/94	10/21/94
DATE ANALYZED:	11/30/94	11/30/94	11/29/94	11/30/94	11/29/94	11/29/94	11/30/94	11/29/94

ANALYTE	SOW-3/90 - II	CRQL	PS-101	PS-102	PS-103	PS-104 DUP	PS-104	PS-105	PS-106	PS-107
alpha-BHC	1.7		6.1 U	5.8 U	4.0 U	6.6 U	6.6 U	2.2 U	7.4 U	2.4 U
beta-BHC	1.7		6.1 U	5.8 U	4.0 U	6.6 U	6.6 U	2.2 U	7.4 U	2.4 U
delta-BHC	1.7		6.1 U	5.8 U	4.0 U	6.6 U	6.6 U	2.2 U	7.4 U	2.4 U
gamma-BHC (Lindane)	1.7		6.1 U	5.8 U	4.0 U	6.6 U	6.6 U	2.2 U	7.4 U	2.4 U
Heptachlor	1.7		6.1 U	5.8 U	4.0 U	6.6 U	6.6 U	2.2 U	7.4 U	2.4 U
Aldrin	1.7		6.1 U	5.8 U	4.0 U	6.6 U	6.6 U	2.2 U	7.4 U	2.4 U
Heptachlor Epoxide	1.7		6.1 U	5.8 U	4.0 U	6.6 U	6.6 U	2.2 U	7.4 U	2.4 U
Endosulfan I	1.7		6.1 U	5.8 U	4.0 U	6.6 U	6.6 U	2.2 U	7.4 U	2.4 U
Dieldrin	3.3		12 U	11 U	7.9 U	13 U	13 U	4.3 U	14 U	4.7 U
4,4'-DDE	3.3		12 U	11 U	7.9 U	13 U	13 U	4.3 U	14 U	4.7 U
Endrin	3.3		12 U	11 U	7.9 U	13 U	13 U	4.3 U	14 U	4.7 U
Endosulfan II	3.3		12 U	11 U	7.9 U	13 U	13 U	4.3 U	14 U	4.7 U
4,4'-DDD	3.3		12 U	11 U	7.9 U	13 U	13 U	4.3 U	14 U	4.7 U
Endrin Aldehyde	3.3		12 U	11 U	7.9 U	13 U	13 U	4.3 U	14 U	4.7 U
Endosulfan Sulfate	3.3		12 U	11 U	7.9 U	13 U	13 U	4.3 U	14 U	4.7 U
4,4'-DDT	3.3		29 P	11 U	7.9 U	13 U	13 U	4.3 U	14 U	4.7 U
Methoxychlor	17		61 U	58 U	40 U	66 U	66 U	22 U	74 U	24 U
Endrin Ketone	3.3		12 U	11 U	7.8 JP	13 U	13 U	6.0 P	14 U	4.7 U
alpha-Chlordane	1.7		6.1 U	5.8 U	4.0 U	6.6 U	6.6 U	2.2 U	7.4 U	2.4 U
gamma-Chlordane	1.7		6.1 U	5.8 U	4.0 U	6.6 U	6.6 U	2.2 U	7.4 U	2.4 U
Toxaphene	170		610 U	580 U	400 U	660 U	660 U	220 U	740 U	240 U
Aroclor-1016	33		120 U	110 U	79 U	130 U	130 U	43 U	140 U	47 U
Aroclor-1221	67		240 U	230 U	160 U	260 U	260 U	88 U	290 U	96 U
Aroclor-1232	33		120 U	110 U	79 U	130 U	130 U	43 U	140 U	47 U
Aroclor-1242	33		120 U	110 U	79 U	130 U	130 U	43 U	140 U	47 U
Aroclor-1248	33		68 J	88 J	100	130 U	130 U	140	180	85
Aroclor-1254	33		120 U	110 U	79 U	130 U	130 U	43 U	140 U	47 U
Aroclor-1260	33		150	120	49 JP	130 U	130 U	120	260	120

Dilution Factor:	3.00	3.00	2.00	3.00	3.00	1.00	3.00	1.00
Percent Solids:	84	88	84	77	77	76	69	70
Sample Volume\Weight (mL\g):	30.0	30.0	30.0	30.0	30.0	30.0	30.0	30.0
Associated Method Blank:	PSB1021A	PSB1021B	PSB1021B	PSB1021A	PSB1021B	PSB1021B	PSB1021A	PSB1021B
Associated Equipment Blank:	HFQ5XX8XXX94XX	HFQ5XX8XXX94XX	HFQ5XX8XXX94XX	HFQ5XX8XXX94XX	HFQ5XX8XXX94XX	HFQ5XX8XXX94XX	HFQ5XX8XXX94XX	HFQ5XX8XXX94XX
Associated Field Blank:								

Site: TEST PIT

U: not detected

P: > 25% difference between columns

J: estimated

Table 1
Laboratory Report of Analysis

LOCATION: PS-108
 DEPTH: 10
 ISIS ID: HFPS108X1094XX
 LAB NUMBER: 2232311
 DATE SAMPLED: 10/18/94
 DATE EXTRACTED: 10/21/94
 DATE ANALYZED: 11/30/94

ANALYTE	SOW-3/90 - II	CRQL		
alpha-BHC	1.7	7.2	U	
beta-BHC	1.7	7.2	U	
delta-BHC	1.7	7.2	U	
gamma-BHC (Lindane)	1.7	7.2	U	
Heptachlor	1.7	7.2	U	
Aldrin	1.7	7.2	U	
Heptachlor Epoxide	1.7	7.2	U	
Endosulfan I	1.7	7.2	U	
Dieldrin	3.3	14	U	
4,4'-DDE	3.3	14	U	
Endrin	3.3	14	U	
Endosulfan II	3.3	14	U	
4,4'-DDD	3.3	14	U	
Endrin Aldehyde	3.3	14	U	
Endosulfan Sulfate	3.3	14	U	
4,4'-DDT	3.3	14	U	
Methoxychlor	17	72	U	
Endrin Ketone	3.3	14	U	
alpha-Chlordane	1.7	7.2	U	
gamma-Chlordane	1.7	7.2	U	
Toxaphene	170	720	U	
Aroclor-1016	33	140	U	
Aroclor-1221	67	280	U	
Aroclor-1232	33	140	U	
Aroclor-1242	33	140	U	
Aroclor-1248	33	140	U	
Aroclor-1254	33	140	U	
Aroclor-1260	33	140	U	

Dilution Factor: 3.00
 Percent Solids: 71
 Sample Volume\Weight (ml\g): 30.0

Associated Method Blank: PSB1021A
 Associated Equipment Blank: HFQSXX8XXX94XX
 Associated Field Blank:

Site: TEST PIT

U: not detected P: > 25% difference between columns

J: estimated

TENTATIVELY IDENTIFIED COMPOUND (TIC) SUMMARY
 NYSDEC-PSA-14 HANNA FURNACE SITE; FILE: 7169-13
 SOIL (ug/kg)

SEMIVOLATILE

	HFBS101XX694XX	HFBS102XX894XX	HFBS103X1094XX	HFBS104XX894XX
unknown	1600 J(6)	13000 J(3)	3600 J(6)	15000 J(7)
unknown hydrocarbon	590 J(3)	130000 J(17)	5700 J(10)	350 J
unknown aromatic	160 J		1100 J(2)	
	HFBS105X1094XX	HFBS108XX894XX	HFBS109XX794XX	HFBS110X1294XD
unknown	3100 J(4)	240 J	480 J(3)	390 J
unknown hydrocarbon		3800 J(11)	890 J(4)	7300 J(19)
unknown aromatic		2100 J(6)	2800 J(8)	
	HFBS110X1294XX	HFCD105XXX94XX	HFCD106XXX94XX	HFCD107XXX94XX
unknown	290 J(2)	780 J(2)	2300 J(10)	
unknown hydrocarbon	2300 J(16)	7800 J(14)	240 J	6200 J(7)
unknown aromatic	120 J	1800 J(4)	3100 J(9)	12000 J(13)
	HFCD108XXX94XX	HFPS101XX994XX	HFPS102XX594XX	HFPS103XX794XX
unknown hydrocarbon	1100 J(7)	1900 J(6)	8700 J(11)	20000 J(14)
unknown		620 J(2)	370 J	500 J
unknown aromatic		5600 J(11)	7200 J(8)	3700 J(5)
	HFPS104XX994XD	HFPS104XX994XX	HFPS105XX794XX	HFPS106X1194XX
unknown	8200 J(8)	20000 J(6)	750 J(3)	4100 J(9)
unknown aromatic	22000 J(12)	66000 J(14)	3000 J	8600 J(10)
unknown hydrocarbon			3600 J(12)	300 J
	HFPS106X1194XXDL	HFPS107XX694XX	JFPS108X1094XX	HFPS108X1094XXDL
unknown	7700 J(7)		2500 J(8)	3200 J(6)
unknown aromatic	18000 J(12)	1500 J(3)	8900 J(10)	15000 J(13)
unknown hydrocarbon		8200 J(17)	400 J(2)	
	HFWT101XXX94XD	HFWT101XXX94XX	HFWT102XXX94XXRE	
unknown	110000 J(9)	220000 J(9)	650000 J(13)	
unknown hydrocarbon	44000 J(9)	69000 J(10)	190000 J(9)	
unknown aromatic	14000 J(2)	13000 J		

Data Qualifiers: J: estimated

TENTATIVELY IDENTIFIED COMPOUND (TIC) SUMMARY
NYSDEC-PSA-14 HANNA FURNACE SITE; FILE: 7169-14
AQUEOUS (ug\L)

SEMIVOLATILE

	HFQsXX3XXX94XX	HFQsXX4XXX94XX	HFQsXX5XXX94XX
unknown	26 J(7)	19 J(4)	20 J(4)
unknown aromatic	7 J(2)	3 J	5 J

Data Qualifiers: J = estimated

TENTATIVELY IDENTIFIED COMPOUND (TIC) SUMMARY
 NYSDEC-PSA-14 HANNA FURNACE SITE; FILE: 7169-14
 SOIL (ug/kg)

SEMIVOLATILE

	HFSS121XXX94XX	HFSS121XXX94XXDL	HFSS123XXX94XX	
unknown	700 J(2)	3900 J(7)	1700 J(8)	
unknown aromatic	8900 J(16)	7900 J(8)	2800 J(7)	
unknown hydrocarbon	1900 J(2)	810 J	270 J	
	HFSS110XXX94XX	HFSS111XXX94XX	HFSS111XXX94XDRE	HFSS112XXX94XX
unknown	910 J(4)	4000 J(6)	5900 J(11)	8700 J(12)
unknown aromatic	3200 J(9)	3300 J(4)	580 J	3100 J(6)
unknown hydrocarbon	450 J(2)	6500 J(10)	4700 J(9)	940 J(2)
	HFSS113XXX94XX	HFSS114XXX94XX	HFSS118XXX94XX	HFSS118XXX94XXDL
unknown	120000 J(14)	7810 J(11)	48000 J(4)	130000 J(15)
unknown aromatic	73000 J(6)	6200 J(7)	11000 J(6)	29000 J(2)
unknown hydrocarbon	13000 J	3900 J(4)		
	HFCD109XXX94XX	HFCD109XXX94XXDL	HFSD101XXX94XX	HFSD102XXX94XX
unknown	65000 J(9)	290000 J(9)	18000 J(7)	13000 J(7)
unknown aromatic	88000 J(10)	300000 J(4)		1400 J
unknown hydrocarbon	5800 J	44000 J	12000 J(7)	16000 J(7)
	HFSD102XXX94XDRE	HFSD104XXX94XXRE	HFSS109XXX94XXRE	
unknown	5300 J(4)	1900 J(2)	1900 J	
unknown aromatic	680 J	3700 J(4)	26000 J(7)	
unknown hydrocarbon	8400 J(9)	19000 J(16)	52000 J(8)	

Data Qualifiers: J: estimated

TENTATIVELY IDENTIFIED COMPOUND (TIC) SUMMARY
NYSDEC-PSA-14 HANNA FURNACE SITE; FILE: 7169-15
AQUEOUS (ug/L)

SEMIVOLATILE

	HFQSXX1XXX94XX
unknown	14 J(4)

Data Qualifiers: J = estimated

Table 2
Validation / Summary Table

LOCATION: PS-108
 DEPTH: 10
 ISIS ID: HFPS108X1094XX
 LAB NUMBER: 2232311
 DATE SAMPLED: 10/18/94
 DATE EXTRACTED: 10/21/94
 DATE ANALYZED: 12/02/94

ANALYTE	SOW-3/90 - II	CRQL		
Phenol	330	470	UJ	
bis(2-Chloroethyl)ether	330	470	UJ	
2-Chlorophenol	330	470	UJ	
1,3-Dichlorobenzene	330	470	UJ	
1,4-Dichlorobenzene	330	470	UJ	
1,2-Dichlorobenzene	330	470	UJ	
2-Methylphenol	330	470	UJ	
2,2'-oxybis(1-Chloropropane)	330	470	UJ	
4-Methylphenol	330	470	UJ	
N-Nitroso-di-n-propylamine	330	470	UJ	
Hexachloroethane	330	470	UJ	
Nitrobenzene	330	470	UJ	
Isophorone	330	470	UJ	
2-Nitrophenol	330	470	UJ	
2,4-Dimethylphenol	330	470	UJ	
bis(2-Chloroethoxy)methane	330	470	UJ	
2,4-Dichlorophenol	330	470	UJ	
1,2,4-Trichlorobenzene	330	470	UJ	
Naphthalene	330	470	UJ	
4-Chloroaniline	330	470	UJ	
Hexachlorobutadiene	330	470	UJ	
4-Chloro-3-Methylphenol	330	470	UJ	
2-Methylnaphthalene	330	470	UJ	
Hexachlorocyclopentadiene	330	470	UJ	
2,4,6-Trichlorophenol	330	470	UJ	
2,4,5-Trichlorophenol	800	1100	UJ	
2-Chloronaphthalene	330	470	UJ	
2-Nitroaniline	800	1100	UJ	
Dimethylphthalate	330	470	UJ	
Acenaphthylene	330	470	UJ	
2,6-Dinitrotoluene	330	470	UJ	

Site: TEST PIT

U: not detected

R: unusable

J: estimated

Table 2
Validation / Summary Table

LOCATION: PS-108
DEPTH: 10
ISIS ID: HFPS108X1094XX
LAB NUMBER: 2232311
DATE SAMPLED: 10/18/94
DATE EXTRACTED: 10/21/94
DATE ANALYZED: 12/02/94

ANALYTE	SOW-3/90 - II	CRQL		
3-Nitroaniline	800	1100	UJ	
Acenaphthene	330	150	J	
2,4-Dinitrophenol	800	1100	UJ	
4-Nitrophenol	800	1100	UJ	
Dibenzofuran	330	470	UJ	
2,4-Dinitrotoluene	330	470	UJ	
Diethylphthalate	330	470	UJ	
4-Chlorophenyl-phenylether	330	470	UJ	
Fluorene	330	470	UJ	
4-Nitroaniline	800	1100	UJ	
4,6-Dinitro-2-methylphenol	800	1100	UJ	
N-Nitrosodiphenylamine	330	470	UJ	
4-Bromophenyl-phenylether	330	470	UJ	
Hexachlorobenzene	330	470	UJ	
Pentachlorophenol	800	1100	UJ	
Phenanthrene	330	470	J	
Anthracene	330	49	J	
Carbazole	330	470	UJ	
Di-n-butylphthalate	330	470	UJ	
Fluoranthene	330	3700	J	
Pyrene	330	3200	J	
Butylbenzylphthalate	330	470	UJ	
3,3'-Dichlorobenzidine	330	470	UJ	
Benzo(a)Anthracene	330	3800	J	
Chrysene	330	6300	J	
bis(2-Ethylhexyl)phthalate	330	470	UJ	
Di-n-octylphthalate	330	470	UJ	
Benzo(b)Fluoranthene	330	4900	J	
Benzo(k)Fluoranthene	330	1500	J	
Benzo(a)Pyrene	330	3000	J	
Indeno(1,2,3-c,d)Pyrene	330	1400	J	
Dibenz(a,h)Anthracene	330	98	J	
Benzo(g,h,i)perylene	330	1100	J	

Dilution Factor: 1.00
Percent Solids: 71
Sample Volume\Weight (ml\g): 30.0

Associated Method Blank: Q1795.D
Associated Equipment Blank: HFQSXX8XXX94XX
Associated Field Blank: -

Site: TEST PIT
U: not detected R: unusable
J: estimated

Table 2
Validation / Summary Table

LOCATION:	PS-101	PS-102	PS-103	PS-104 DUP	PS-104	PS-105	PS-106	PS-107
DEPTH:	9	5	7	9	9	7	11	6
ISIS ID:	HFPS101XX994XX	HFPS102XX594XX	HFPS103XX794XX	HFPS104XX994XD	HFPS104XX994XX	HFPS105XX794XX	HFPS106X1194XX	HFPS107XX694XX
LAB NUMBER:	2232307	2232308	2232309	2232304	2232301	2232305	2232306	2232310
DATE SAMPLED:	10/18/94	10/18/94	10/18/94	10/17/94	10/17/94	10/17/94	10/17/94	10/18/94
DATE EXTRACTED:	10/21/94	10/21/94	10/21/94	10/21/94	10/21/94	10/21/94	10/21/94	10/21/94
DATE ANALYZED:	11/30/94	11/30/94	11/29/94	11/30/94	11/29/94	11/29/94	11/30/94	11/29/94

ANALYTE	SOW-3/90 - II	CRQL	PS-101	PS-102	PS-103	PS-104 DUP	PS-104	PS-105	PS-106	PS-107
alpha-BHC	1.7		6.1 U	5.8 U	4.0 U	6.6 UJ	R	2.2 U	7.4 U	2.4 U
beta-BHC	1.7		6.1 U	5.8 U	4.0 U	6.6 UJ	R	2.2 U	7.4 U	2.4 U
delta-BHC	1.7		6.1 U	5.8 U	4.0 UJ	6.6 UJ	R	2.2 UJ	7.4 U	2.4 UJ
gamma-BHC (Lindane)	1.7		6.1 U	5.8 U	4.0 U	6.6 UJ	R	2.2 U	7.4 U	2.4 U
Heptachlor	1.7		6.1 U	5.8 U	4.0 U	6.6 UJ	R	2.2 U	7.4 U	2.4 U
Aldrin	1.7		6.1 U	5.8 U	4.0 U	6.6 UJ	R	2.2 U	7.4 U	2.4 U
Heptachlor Epoxide	1.7		6.1 U	5.8 U	4.0 U	6.6 UJ	R	2.2 U	7.4 U	2.4 U
Endosulfan I	1.7		6.1 U	5.8 U	4.0 U	6.6 UJ	R	2.2 U	7.4 U	2.4 U
Dieldrin	3.3		12 U	11 U	7.9 U	13 UJ	R	4.3 U	14 U	4.7 U
4,4'-DDE	3.3		12 U	11 U	7.9 U	13 UJ	R	4.3 U	14 U	4.7 U
Endrin	3.3		12 U	11 U	7.9 U	13 UJ	R	4.3 U	14 U	4.7 U
Endosulfan II	3.3		12 U	11 U	7.9 U	13 UJ	R	4.3 U	14 U	4.7 U
4,4'-DDD	3.3		12 U	11 U	7.9 U	13 UJ	R	4.3 U	14 U	4.7 U
Endrin Aldehyde	3.3		12 U	11 U	7.9 U	13 UJ	R	4.3 U	14 U	4.7 U
Endosulfan Sulfate	3.3		12 U	11 U	7.9 U	13 UJ	R	4.3 U	14 U	4.7 U
4,4'-DDT	3.3		R	11 U	7.9 U	13 UJ	R	4.3 U	14 UJ	4.7 U
Methoxychlor	17		61 U	58 U	40 U	66 UJ	R	22 U	74 U	24 U
Endrin Ketone	3.3		12 U	11 U	7.8 J	13 UJ	R	6.0 J	14 U	4.7 U
alpha-Chlordane	1.7		6.1 U	5.8 U	4.0 U	6.6 UJ	R	2.2 U	7.4 U	2.4 U
gamma-Chlordane	1.7		6.1 U	5.8 U	4.0 U	6.6 UJ	R	2.2 U	7.4 U	2.4 U
Toxaphene	170		610 U	580 U	400 U	660 UJ	R	220 U	740 U	240 U
Aroclor-1016	33		120 U	110 U	79 U	130 UJ	R	43 U	140 U	47 U
Aroclor-1221	67		240 U	230 U	160 U	260 UJ	R	88 U	290 U	96 U
Aroclor-1232	33		120 U	110 U	79 U	130 UJ	R	43 U	140 U	47 U
Aroclor-1242	33		120 U	110 U	79 U	130 UJ	R	43 U	140 U	47 U
Aroclor-1248	33		68 J	88 J	100	130 UJ	R	140	180	85
Aroclor-1254	33		120 U	110 U	79 U	130 UJ	R	43 U	140 U	47 U
Aroclor-1260	33		150	120	49 J	130 UJ	R	120	260	120

Dilution Factor:	3.00	3.00	2.00	3.00	3.00	1.00	3.00	1.00
Percent Solids:	84	88	84	77	77	76	69	70
Sample Volume\Weight (ml\g):	30.0	30.0	30.0	30.0	30.0	30.0	30.0	30.0
Associated Method Blank:	PSB1021A	PSB1021B	PSB1021B	PSB1021A	PSB1021B	PSB1021B	PSB1021A	PSB1021B
Associated Equipment Blank:	HFQ5XX8XXX94XX	HFQ5XX8XXX94XX	HFQ5XX8XXX94XX	HFQ5XX8XXX94XX	HFQ5XX8XXX94XX	HFQ5XX8XXX94XX	HFQ5XX8XXX94XX	HFQ5XX8XXX94XX
Associated Field Blank:								

Site: TEST PIT
 U: not detected R: unusable
 J: estimated

Table 2
Validation / Summary Table

LOCATION: PS-108
 DEPTH: 10
 ISIS ID: HFPS108X1094XX
 LAB NUMBER: 2232311
 DATE SAMPLED: 10/18/94
 DATE EXTRACTED: 10/21/94
 DATE ANALYZED: 11/30/94

ANALYTE	SOW-3/90 - II	CRQL	
alpha-BHC	1.7	7.2	U
beta-BHC	1.7	7.2	U
delta-BHC	1.7	7.2	U
gamma-BHC (Lindane)	1.7	7.2	U
Heptachlor	1.7	7.2	U
Aldrin	1.7	7.2	U
Heptachlor Epoxide	1.7	7.2	U
Endosulfan I	1.7	7.2	U
Dieldrin	3.3	14	U
4,4'-DDE	3.3	14	U
Endrin	3.3	14	U
Endosulfan II	3.3	14	U
4,4'-DDD	3.3	14	U
Endrin Aldehyde	3.3	14	U
Endosulfan Sulfate	3.3	14	U
4,4'-DDT	3.3	14	UJ
Methoxychlor	17	72	U
Endrin Ketone	3.3	14	U
alpha-Chlordane	1.7	7.2	U
gamma-Chlordane	1.7	7.2	U
Toxaphene	170	720	U
Aroclor-1016	33	140	U
Aroclor-1221	67	280	U
Aroclor-1232	33	140	U
Aroclor-1242	33	140	U
Aroclor-1248	33	140	U
Aroclor-1254	33	140	U
Aroclor-1260	33	140	U

Dilution Factor: 3.00
 Percent Solids: 71
 Sample Volume\Weight (ml\g): 30.0

Associated Method Blank: PSB1021A
 Associated Equipment Blank: HFQSXX8XXX94XX
 Associated Field Blank: -

Site: TEST PIT
 U: not detected R: unusable
 J: estimated

Table 1
Laboratory Report of Analysis

LOCATION:	PS-101	PS-102	PS-103	PS-104 DUP	PS-104	PS-105	PS-106	PS-107
DEPTH:	9	5	7	9	9	7	11	6
ISIS ID:	HFPS101XX994XX	HFPS102XX594XX	HFPS103XX794XX	HFPS104XX994XD	HFPS104XX994XX	HFPS105XX794XX	HFPS106X1194XX	HFPS107XX694XX
LAB NUMBER:	232307	232308	232309	232304	232301	232305	232306	232310
DATE SAMPLED:	10/18/94	10/18/94	10/18/94	10/17/94	10/17/94	10/17/94	10/17/94	10/18/94

ANALYTE	SOW-3/90 - .11	CRDL	PS-101	PS-102	PS-103	PS-104 DUP	PS-104	PS-105	PS-106	PS-107
Aluminum	40		8310	11300	4100	6110	7560	19600	6500	5010
Antimony	12		10.3 B	21.8	11.8 B	9.5 U	7.9 U	9.4 B	10.4 U	16.5
Arsenic	2		11.5 N	7.7 SN	6.7 N	2.0 BN	2.2 BN	10.6 SN	3.9 N	12.8 N
Barium	40		87.8	155	65.4	12.4 B	17.1 B	109	17.5 B	74.1
Beryllium	1		1.3	2.3	0.47 B	0.50 U	0.42 U	1.3	0.55 U	0.87 B
Cadmium	1		4.8 *	3.8 *	3.6 *	0.50 U*	0.42 U*	4.4 *	0.55 U*	5.1 *
Calcium	1000		40700 *	68000 *	32500 *	473 B*	772 B*	42100 *	1080 B*	24800 *
Chromium	2		33.6 *	84.1 *	112 *	6.1 *	7.7 *	98.8 *	6.4 *	82.7 *
Cobalt	10		14.3	11.9	12.4	1.5 U	1.2 U	12.3	1.6 U	21.3
Copper	5		210 N	163 N	120 N	1.2 UN	2.0 BN	136 N	2.3 BN	214 N
Iron	20		163000	93300	124000	8350	9890	121000	8630	227000
Lead	0.6		217 N*	330 N*	669 N*	5.9 N*	7.6 N*	318 N*	18.6 SN*	414 N*
Magnesium	1000		9350 *	15300 *	9910 *	496 B*	725 B*	11300 *	424 U*	5800 *
Manganese	3		5110 *	4290 *	3720 *	106 *	146 *	3150 *	102 *	5220 *
Mercury	0.1		0.40	0.37	0.13	0.12 U	0.13 U	0.23	0.15 U	0.14 U
Nickel	8		23.0 *	55.3 *	39.2 *	6.5 U*	5.4 U*	39.4 *	7.1 U*	136 *
Potassium	1000		2920	1390	1470	814 B	868 B	13300	955 B	1270 B
Selenium	1		1.2 UN	1.1 UN	1.0 UN	1.1 UN	1.2 UN	1.1 UN	1.4 UN	1.4 UN
Silver	2		1.0 UN	1.1 UN	1.1 UN	1.2 UN	1.0 UN	1.1 UN	1.4 UN	1.3 UN
Sodium	1000		550 B	835 B	463 B	279 B	324 B	749 B	431 B	406 B
Thallium	2		1.2 UW	1.1 U	1.0 UW	1.1 U	1.2 U	1.1 UW	1.4 U	1.4 UN
Vanadium	10		55.2	39.7	50.2	8.8 B	10.8	45.6	10.3 B	64.9
Zinc	4		1440 *	459 *	417 *	6.4 *	6.2 *	1230 *	13.8 *	941 *
Cyanide	1		0.62 UN	0.54 UN	0.55 UN	0.59 UN	0.54 UN	0.62 UN	0.63 UN	0.67 UN
Percent Solids:			84	88	85	80	77	76	69	70

Associated Method Blank:	MBHANNA6S	MBHANNA6S	MBHANNA6S	MBHANNA6S	MBHANNA6S	MBHANNA6S	MBHANNA6S	MBHANNA6S	MBHANNA6S
Associated Equipment Blank:	HFQsXX8XXX94XX	HFQsXX8XXX94XX	HFQsXX8XXX94XX	HFQsXX8XXX94XX	HFQsXX8XXX94XX	HFQsXX8XXX94XX	HFQsXX8XXX94XX	HFQsXX8XXX94XX	HFQsXX8XXX94XX
Associated Field Blank:	-	-	-	-	-	-	-	-	-

Site: TEST PIT

U: not detected S: method of standard additions *: duplicate analysis not met
N: spike recovery not met W: post digestion spike not met B: blank contamination

Table 1
Laboratory Report of Analysis

LOCATION: PS-108
DEPTH: 10
ISIS ID: HFPS108X1094XX
LAB NUMBER: 232311
DATE SAMPLED: 10/18/94

ANALYTE	SOW-3/90 - II	CRDL	
Aluminum	40	5290	
Antimony	12	10.7	U
Arsenic	2	4.8	SN
Barium	40	33.2	B
Beryllium	1	0.56	U
Cadmium	1	1.5	*
Calcium	1000	4680	*
Chromium	2	8.0	*
Cobalt	10	2.6	B
Copper	5	6.4	BN
Iron	20	6810	
Lead	0.6	11.2	N*
Magnesium	1000	995	B*
Manganese	3	130	*
Mercury	0.1	0.14	U
Nickel	8	7.3	U*
Potassium	1000	725	B
Selenium	1	1.3	UN
Silver	2	1.4	UN
Sodium	1000	451	B
Thallium	2	1.3	U
Vanadium	10	9.8	B
Zinc	4	23.9	*
Cyanide	1	0.75	UN
Percent Solids:		71	

Associated Method Blank: MBHANNA6S
Associated Equipment Blank: HFQSXX8XXX94XX
Associated Field Blank:

Site: TEST PIT

U: not detected S: method of standard additions *: duplicate analysis not met
N: spike recovery not met W: post digestion spike not met B: blank contamination

Table 2
Validation / Summary Table

LOCATION:	PS-101	PS-102	PS-103	PS-104 DUP	PS-104	PS-105	PS-106	PS-107
DEPTH:	9	5	7	9	9	7	11	6
ISIS ID:	HFPS101XX994XX	HFPS102XX594XX	HFPS103XX794XX	HFPS104XX994XD	HFPS104XX994XX	HFPS105XX794XX	HFPS106X1194XX	HFPS107XX694XX
LAB NUMBER:	232307	232308	232309	232304	232301	232305	232306	232310
DATE SAMPLED:	10/18/94	10/18/94	10/18/94	10/17/94	10/17/94	10/17/94	10/17/94	10/18/94

ANALYTE	SOW-3/90 - II	CRDL	PS-101	PS-102	PS-103	PS-104 DUP	PS-104	PS-105	PS-106	PS-107
Aluminum		40	8310	11300	4100	6110	7560	19600	6500	5010
Antimony		12	10.3 J	21.8	11.8 J	9.5 U	7.9 U	9.4 J	10.4 U	16.5
Arsenic		2	11.5	7.7	6.7	2.0 J	2.2 J	10.6	3.9	12.8
Barium		40	87.8	155	65.4	12.4 J	17.1 J	109	17.5 J	74.1
Beryllium		1	1.3	2.3	0.47 J	0.50 U	0.42 U	1.3	0.55 U	0.87 J
Cadmium		1	4.8 J	3.8 J	3.6 J	0.50 U	0.42 U	4.4	0.55 UJ	5.1 J
Calcium	1000		40700	68000	32500	473 J	772 J	42100	1080 J	24800
Chromium		2	33.6	84.1	112	6.1	7.7	98.8	6.4	82.7
Cobalt		10	14.3	11.9	12.4	1.5 U	1.2 U	12.3	1.6 U	21.3
Copper		5	210	163	120	1.2 U	2.0 J	136	2.3 J	214
Iron		20	163000	93300	124000	8350	9890	121000	8630	227000
Lead		0.6	217	330	669	5.9 J	7.6 J	318	18.6 J	414
Magnesium	1000		9350	15300	9910	496 J	725 J	11300	424 U	5800
Manganese		3	5110	4290	3720	106	146	3150	102	5220
Mercury		0.1	0.40	0.37	0.13	0.12 U	0.13 U	0.23	0.15 U	0.14 U
Nickel		8	23.0	55.3	39.2	6.5 U	5.4 U	39.4	7.1 U	136
Potassium	1000		2920	1390	1470	814 J	868 J	13300	955 J	1270 J
Selenium		1	1.2 UJ	1.1 UJ	1.0 UJ	1.1 UJ	1.2 UJ	1.1 UJ	1.4 UJ	1.4 UJ
Silver		2	1.0 UJ	1.1 UJ	1.1 UJ	1.2 U	1.0 U	1.1 U	1.4 UJ	1.3 UJ
Sodium	1000		550 J	835 J	463 J	279 J	324 J	749 J	431 J	406 J
Thallium		2	1.2 U	1.1 U	1.0 U	1.1 U	1.2 U	1.1 U	1.4 U	1.4 U
Vanadium		10	55.2	39.7	50.2	8.8 J	10.8	45.6	10.3 J	64.9
Zinc		4	1440	459	417	6.4	6.2	1230	13.8	941
Cyanide		1	0.62 UJ	0.54 UJ	0.55 UJ	0.59 UJ	0.54 UJ	0.62 UJ	0.63 UJ	0.67 UJ
Percent Solids:			84	88	85	80	77	76	69	70

Associated Method Blank:	MBHANNA6S	MBHANNA6S	MBHANNA6S	MBHANNA6S	MBHANNA6S	MBHANNA6S	MBHANNA6S	MBHANNA6S	MBHANNA6S
Associated Equipment Blank:	HFQSXX8XXX94XX	HFQSXX8XXX94XX	HFQSXX8XXX94XX	HFQSXX8XXX94XX	HFQSXX8XXX94XX	HFQSXX8XXX94XX	HFQSXX8XXX94XX	HFQSXX8XXX94XX	HFQSXX8XXX94XX
Associated Field Blank:									

Site: TEST PIT
U: not detected
J: estimated

Table 2
Validation / Summary Table

LOCATION: PS-108
DEPTH: 10
ISIS ID: HFPS108X1094XX
LAB NUMBER: 232311
DATE SAMPLED: 10/18/94

ANALYTE	SOW-3/90 - II	CRDL	
Aluminum	40	5290	
Antimony	12	10.7	U
Arsenic	2	4.8	
Barium	40	33.2	J
Beryllium	1	0.56	U
Cadmium	1	1.5	J
Calcium	1000	4680	
Chromium	2	8.0	
Cobalt	10	2.6	J
Copper	5	6.4	J
Iron	20	6810	
Lead	0.6	11.2	J
Magnesium	1000	995	J
Manganese	3	130	
Mercury	0.1	0.14	U
Nickel	8	7.3	U
Potassium	1000	725	J
Selenium	1	1.3	UJ
Silver	2	1.4	UJ
Sodium	1000	451	J
Thallium	2	1.3	U
Vanadium	10	9.8	J
Zinc	4	23.9	
Cyanide	1	0.75	UJ
Percent Solids:		71	

Associated Method Blank: MBHANNA6S
Associated Equipment Blank: HFQSXX8XXX94XX
Associated Field Blank: -

Site: TEST PIT
U: not detected
J: estimated

Table 1
Laboratory Report of Analysis

LOCATION:	BS-101	BS-102	BS-103	BS-104	BS-105	BS-106	BS-107	BS-108
DEPTH:	6	8	10	8	10	12	14	8
ISIS ID:	HFBS101XX694XX	HFBS102XX894XX	HFBS103X1094XX	HFBS104XX894XX	HFBS105X1094XX	HFBS106X1294XX	HFBS107X1494XX	HFBS108XX894XX
LAB NUMBER:	2235104	2235103	2235105	2235106	2235107	2236602	2236601	2235102
DATE SAMPLED:	10/20/94	10/20/94	10/20/94	10/21/94	10/21/94	10/24/94	10/24/94	10/19/94
DATE ANALYZED:	10/27/94	10/26/94	10/27/94	10/26/94	10/26/94	10/27/94	10/27/94	10/26/94

ANALYTE	SOW-3/90 - II	CRQL	BS-101	BS-102	BS-103	BS-104	BS-105	BS-106	BS-107	BS-108
Chloromethane	10		21 U	13 U	18 U	23 U	24 U	20 U	12 U	14 U
Bromomethane	10		21 U	13 U	18 U	23 U	24 U	20 U	12 U	14 U
Vinyl Chloride	10		21 U	13 U	18 U	23 U	24 U	20 U	12 U	14 U
Chloroethane	10		21 U	13 U	18 U	23 U	24 U	20 U	12 U	14 U
Methylene Chloride	10		12 JB	5 JB	11 JB	10 JB	11 JB	11 JB	8 JB	8 JB
Acetone	10		7 JB	9 JB	100 B	15 JB	93 B	5 JB	7 JB	44 B
Carbon Disulfide	10		21 U	13 U	18 U	23 U	24 U	20 U	12 U	14 U
1,1-Dichloroethene	10		21 U	13 U	18 U	23 U	24 U	20 U	12 U	14 U
1,1-Dichloroethane	10		21 U	13 U	18 U	23 U	24 U	20 U	12 U	14 U
1,2-Dichloroethene (total)	10		21 U	13 U	18 U	23 U	24 U	20 U	12 U	14 U
Chloroform	10		21 U	13 U	18 U	23 U	24 U	20 U	12 U	14 U
1,2-Dichloroethane	10		21 U	13 U	18 U	23 U	24 U	20 U	12 U	14 U
2-Butanone	10		21 U	13 U	23	23 U	18 J	20 U	12 U	9 J
1,1,1-Trichloroethane	10		21 U	13 U	18 U	23 U	24 U	20 U	12 U	14 U
Carbon Tetrachloride	10		21 U	13 U	18 U	23 U	24 U	20 U	12 U	14 U
Bromodichloromethane	10		21 U	13 U	18 U	23 U	24 U	20 U	12 U	14 U
1,2-Dichloropropane	10		21 U	13 U	18 U	23 U	24 U	20 U	12 U	14 U
cis-1,3-Dichloropropene	10		21 U	13 U	18 U	23 U	24 U	20 U	12 U	14 U
Trichloroethene	10		21 U	13 U	18 U	23 U	24 U	20 U	12 U	14 U
Dibromochloromethane	10		21 U	13 U	18 U	23 U	24 U	20 U	12 U	14 U
1,1,2-Trichloroethane	10		21 U	13 U	18 U	23 U	24 U	20 U	12 U	14 U
Benzene	10		21 U	13 U	18 U	23 U	24 U	20 U	12 U	3 J
trans-1,3-Dichloropropene	10		21 U	13 U	18 U	23 U	24 U	20 U	12 U	14 U
Bromoform	10		21 U	13 U	18 U	23 U	24 U	20 U	12 U	14 U
4-Methyl-2-Pentanone	10		21 U	13 U	18 U	23 U	24 U	20 U	12 U	14 U
2-Hexanone	10		21 U	13 U	18 U	23 U	24 U	20 U	12 U	14 U
Tetrachloroethene	10		21 U	13 U	18 U	23 U	24 U	20 U	12 U	14 U
1,1,2,2-Tetrachloroethane	10		21 U	13 U	18 U	23 U	24 U	20 U	12 U	14 U
Toluene	10		21 U	13 U	18 U	23 U	24 U	20 U	12 U	14 U
Chlorobenzene	10		21 U	13 U	18 U	23 U	24 U	20 U	12 U	14 U
Ethylbenzene	10		21 U	2 J	18 U	23 U	24 U	20 U	12 U	14 U
Styrene	10		21 U	13 U	18 U	23 U	24 U	20 U	12 U	14 U
Total Xylenes	10		21 U	10 J	18 U	23 U	24 U	20 U	12 U	14 U

Dilution Factor:	1.00	1.00	1.00	1.00	1.00	1.00	1.00	1.00	1.00
Percent Solids:	48	77	56	44	41	49	84	72	
Sample Volume/Weight (ml/g):	5.00	5.00	5.00	5.00	5.00	5.00	5.00	5.00	5.00
Associated Method Blank:	D0871.D	D0852.D	D0871.D	D0852.D	D0852.D	D0871.D	D0871.D	D0852.D	
Associated Equipment Blank:	HFQsXX9XXX94XX	HFQsXX9XXX94XX	HFQsXX9XXX94XX	HFQsXX9XXX94XX	HFQsXX9XXX94XX	HFQsXX9XXX94XX	HFQsXX9XXX94XX	HFQsXX9XXX94XX	HFQsXX9XXX94XX
Associated Field Blank:	-	-	-	-	-	-	-	-	-
Associated Trip Blank:	-	-	-	-	-	-	-	-	-

Site: SOIL BORINGS

U: not detected B: blank contamination

J: estimated

Table 1
Laboratory Report of Analysis

LOCATION:	BS-109	BS-110 DUP	BS-110
DEPTH:	7	12	12
ISIS ID:	HFBS109XX794XX	HFBS110X1294XD	HFBS110X1294XX
LAB NUMBER:	2235101	2232313	2232312
DATE SAMPLED:	10/19/94	10/18/94	10/18/94
DATE ANALYZED:	10/26/94	10/26/94	10/26/94

ANALYTE	SOW-3/90 - II	CRQL			
Chloromethane	10		11 U	12 U	12 U
Bromomethane	10		11 U	12 U	12 U
Vinyl Chloride	10		11 U	12 U	12 U
Chloroethane	10		11 U	12 U	12 U
Methylene Chloride	10		4 JB	6 JB	2 JB
Acetone	10		5 JB	7 JB	12 U
Carbon Disulfide	10		11 U	12 U	12 U
1,1-Dichloroethene	10		11 U	12 U	12 U
1,1-Dichloroethane	10		11 U	12 U	12 U
1,2-Dichloroethene (total)	10		11 U	12 U	12 U
Chloroform	10		11 U	12 U	12 U
1,2-Dichloroethane	10		11 U	12 U	12 U
2-Butanone	10		11 U	12 U	12 U
1,1,1-Trichloroethane	10		11 U	12 U	12 U
Carbon Tetrachloride	10		11 U	12 U	12 U
Bromodichloromethane	10		11 U	12 U	12 U
1,2-Dichloropropane	10		11 U	12 U	12 U
cis-1,3-Dichloropropene	10		11 U	12 U	12 U
Trichloroethene	10		11 U	12 U	12 U
Dibromochloromethane	10		11 U	12 U	12 U
1,1,2-Trichloroethane	10		11 U	12 U	12 U
Benzene	10		11 U	12 U	12 U
trans-1,3-Dichloropropene	10		11 U	12 U	12 U
Bromoform	10		11 U	12 U	12 U
4-Methyl-2-Pentanone	10		11 U	12 U	12 U
2-Hexanone	10		11 U	12 U	12 U
Tetrachloroethene	10		11 U	12 U	12 U
1,1,2,2-Tetrachloroethane	10		11 U	12 U	12 U
Toluene	10		11 U	12 U	12 U
Chlorobenzene	10		11 U	12 U	12 U
Ethylbenzene	10		11 U	12 U	12 U
Styrene	10		11 U	12 U	12 U
Total Xylenes	10		11 U	12 U	12 U

Dilution Factor:	1.00	1.00	1.00
Percent Solids:	90	82	82
Sample Volume\Weight (ml\g):	5.00	5.00	5.00

Associated Method Blank:	D0852.D	D0852.D	D0852.D
Associated Equipment Blank:	HFQ5XX9XXX94XX	HFQ5XX9XXX94XX	HFQ5XX9XXX94XX
Associated Field Blank:	-	-	-
Associated Trip Blank:	-	-	-

Site: SOIL BORINGS

U: not detected B: blank contamination

J: estimated

Table 1
Laboratory Report of Analysis

LOCATION:	BS-101	BS-102	BS-103	BS-104	BS-105	BS-106	BS-107	BS-108
DEPTH:	6	8	10	8	10	12	14	8
ISIS ID:	HFBS101XX694XX	HFBS102XX894XX	HFBS103X1094XX	HFBS104XX894XX	HFBS105X1094XX	HFBS106X1294XX	HFBS107X1494XX	HFBS108XX894XX
LAB NUMBER:	2235104	2235103	2235105	2235106	2235107	2236602	2236601	2235102
DATE SAMPLED:	10/20/94	10/20/94	10/20/94	10/21/94	10/21/94	10/24/94	10/24/94	10/19/94
DATE EXTRACTED:	10/25/94	10/25/94	10/25/94	10/25/94	10/25/94	10/28/94	10/28/94	10/25/94
DATE ANALYZED:	12/01/94	12/02/94	12/02/94	12/02/94	12/02/94	11/30/94	11/30/94	12/02/94

ANALYTE	SOW-3/90 - II	CRQL	BS-101	BS-102	BS-103	BS-104	BS-105	BS-106	BS-107	BS-108
Phenol	330		690 U	430 U	600 U	760 U	810 U	680 U	400 U	460 U
bis(2-Chloroethyl)ether	330		690 U	430 U	600 U	760 U	810 U	680 U	400 U	460 U
2-Chlorophenol	330		690 U	430 U	600 U	760 U	810 U	680 U	400 U	460 U
1,3-Dichlorobenzene	330		690 U	430 U	600 U	760 U	810 U	680 U	400 U	460 U
1,4-Dichlorobenzene	330		690 U	430 U	600 U	760 U	810 U	680 U	400 U	460 U
1,2-Dichlorobenzene	330		690 U	430 U	600 U	760 U	810 U	680 U	400 U	460 U
2-Methylphenol	330		690 U	430 U	600 U	760 U	810 U	680 U	400 U	460 U
2,2'-oxybis(1-Chloropropane)	330		690 U	430 U	600 U	760 U	810 U	680 U	400 U	460 U
4-Methylphenol	330		690 U	430 U	600 U	760 U	810 U	680 U	400 U	460 U
N-Nitroso-di-n-propylamine	330		690 U	430 U	600 U	760 U	810 U	680 U	400 U	460 U
Hexachloroethane	330		690 U	430 U	600 U	760 U	810 U	680 U	400 U	460 U
Nitrobenzene	330		690 U	430 U	600 U	760 U	810 U	680 U	400 U	460 U
Isophorone	330		690 U	430 U	600 U	760 U	810 U	680 U	400 U	460 U
2-Nitrophenol	330		690 U	430 U	600 U	760 U	810 U	680 U	400 U	460 U
2,4-Dimethylphenol	330		690 U	430 U	600 U	760 U	810 U	680 U	400 U	460 U
bis(2-Chloroethoxy)methane	330		690 U	430 U	600 U	760 U	810 U	680 U	400 U	460 U
2,4-Dichlorophenol	330		690 U	430 U	600 U	760 U	810 U	680 U	400 U	460 U
1,2,4-Trichlorobenzene	330		690 U	430 U	600 U	760 U	810 U	680 U	400 U	460 U
Naphthalene	330		110 J	340 J	84 J	760 U	810 U	680 U	400 U	450 J
4-Chloroaniline	330		690 U	430 U	600 U	760 U	810 U	680 U	400 U	460 U
Hexachlorobutadiene	330		690 U	430 U	600 U	760 U	810 U	680 U	400 U	460 U
4-Chloro-3-Methylphenol	330		690 U	430 U	600 U	760 U	810 U	680 U	400 U	460 U
2-Methylnaphthalene	330		110 J	1600	120 J	760 U	810 U	680 U	400 U	560
Hexachlorocyclopentadiene	330		690 U	430 U	600 U	760 U	810 U	680 U	400 U	460 U
2,4,6-Trichlorophenol	330		690 U	430 U	600 U	760 U	810 U	680 U	400 U	460 U
2,4,5-Trichlorophenol	800		1700 U	1000 U	1400 U	1800 U	2000 U	1600 U	950 U	1100 U
2-Chloronaphthalene	330		690 U	430 U	600 U	760 U	810 U	680 U	400 U	460 U
2-Nitroaniline	800		1700 U	1000 U	1400 U	1800 U	2000 U	1600 U	950 U	1100 U
Dimethylphthalate	330		690 U	430 U	600 U	760 U	810 U	680 U	400 U	460 U
Acenaphthylene	330		690 U	430 U	600 U	760 U	810 U	680 U	400 U	460 U
2,6-Dinitrotoluene	330		690 U	430 U	600 U	760 U	810 U	680 U	400 U	460 U

Site: SOIL BORINGS
U: not detected
J: estimated

Table 1
Laboratory Report of Analysis

LOCATION:	BS-101	BS-102	BS-103	BS-104	BS-105	BS-106	BS-107	BS-108
DEPTH:	6	8	10	8	10	12	14	8
ISIS ID:	HFBS101XX694XX	HFBS102XX894XX	HFBS103X1094XX	HFBS104XX894XX	HFBS105X1094XX	HFBS106X1294XX	HFBS107X1494XX	HFBS108XX894XX
LAB NUMBER:	2235104	2235103	2235105	2235106	2235107	2236602	2236601	2235102
DATE SAMPLED:	10/20/94	10/20/94	10/20/94	10/21/94	10/21/94	10/24/94	10/24/94	10/19/94
DATE EXTRACTED:	10/25/94	10/25/94	10/25/94	10/25/94	10/25/94	10/28/94	10/28/94	10/25/94
DATE ANALYZED:	12/01/94	12/02/94	12/02/94	12/02/94	12/02/94	11/30/94	11/30/94	12/02/94

ANALYTE	SOW-3/90 - II	CRQL	BS-101	BS-102	BS-103	BS-104	BS-105	BS-106	BS-107	BS-108
3-Nitroaniline	800		1700 U	1000 U	1400 U	1800 U	2000 U	1600 U	950 U	1100 U
Acenaphthene	330		690 U	390 J	600 U	760 U	810 U	680 U	400 U	460 U
2,4-Dinitrophenol	800		1700 U	1000 U	1400 U	1800 U	2000 U	1600 U	950 U	1100 U
4-Nitrophenol	800		1700 U	1000 U	1400 U	1800 U	2000 U	1600 U	950 U	1100 U
Dibenzofuran	330		690 U	430 U	600 U	760 U	810 U	680 U	400 U	290 J
2,4-Dinitrotoluene	330		690 U	430 U	600 U	760 U	810 U	680 U	400 U	460 U
Diethylphthalate	330		690 U	430 U	600 U	760 U	810 U	680 U	400 U	460 U
4-Chlorophenyl-phenylether	330		690 U	430 U	600 U	760 U	810 U	680 U	400 U	460 U
Fluorene	330		690 U	380 J	600 U	760 U	810 U	680 U	400 U	460 U
4-Nitroaniline	800		1700 U	1000 U	1400 U	1800 U	2000 U	1600 U	950 U	1100 U
4,6-Dinitro-2-methylphenol	800		1700 U	1000 U	1400 U	1800 U	2000 U	1600 U	950 U	1100 U
N-Nitrosodiphenylamine	330		690 U	430 U	600 U	760 U	810 U	680 U	400 U	460 U
4-Bromophenyl-phenylether	330		690 U	430 U	600 U	760 U	810 U	680 U	400 U	460 U
Hexachlorobenzene	330		690 U	430 U	600 U	760 U	810 U	680 U	400 U	460 U
Pentachlorophenol	800		1700 U	1000 U	1400 U	1800 U	2000 U	1600 U	950 U	1100 U
Phenanthrene	330	81 J	1200 U	370 J	760 U	810 U	680 U	400 U	550 U	
Anthracene	330		690 U	160 J	600 U	760 U	810 U	680 U	400 U	460 U
Carbazole	330		690 U	430 U	600 U	760 U	810 U	680 U	400 U	460 U
Di-n-butylphthalate	330		690 U	430 U	600 U	760 U	810 U	680 U	400 U	460 U
Fluoranthene	330		690 U	710	230 J	760 U	810 U	680 U	400 U	280 J
Pyrene	330		690 U	580	260 J	760 U	810 U	680 U	400 U	250 J
Butylbenzylphthalate	330		690 U	430 U	600 U	760 U	810 U	680 U	400 U	460 U
3,3'-Dichlorobenzidine	330		690 U	430 U	600 U	760 U	810 U	680 U	400 U	460 U
Benzo(a)Anthracene	330		690 U	400 J	100 J	760 U	810 U	680 U	400 U	180 J
Chrysene	330		690 U	470	160 J	760 U	810 U	680 U	400 U	260 J
bis(2-Ethylhexyl)phthalate	330		650 J	140 J	600 U	120 J	810 U	100 J	400	53 J
Di-n-octylphthalate	330		690 U	430 U	600 U	760 U	810 U	680 U	400 U	460 U
Benzo(b)Fluoranthene	330		690 U	450	87 J	760 U	810 U	680 U	400 U	140 J
Benzo(k)Fluoranthene	330		690 U	470	80 J	760 U	810 U	680 U	400 U	120 J
Benzo(a)Pyrene	330		690 U	430 J	62 J	760 U	810 U	680 U	400 U	79 J
Indeno(1,2,3-c,d)Pyrene	330		690 U	270 J	600 U	760 U	810 U	680 U	400 U	460 U
Dibenz(a,h)Anthracene	330		690 U	430 U	600 U	760 U	810 U	680 U	400 U	460 U
Benzo(g,h,i)perylene	330		690 U	93 J	600 U	760 U	810 U	680 U	400 U	460 U

Dilution Factor:	1.00	1.00	1.00	1.00	1.00	1.00	1.00	1.00	1.00
Percent Solids:	48	77	56	44	41	49	84	72	
Sample Volume\Weight (ml\g):	30.0	30.0	30.0	30.0	30.0	30.0	30.0	30.0	30.0
Associated Method Blank:	R1658.D	R1658.D	R1658.D	R1658.D	R1658.D	R1597.D	R1597.D	R1658.D	
Associated Equipment Blank:	HFQ5XX9XXX94XX	HFQ5XX9XXX94XX	HFQ5XX9XXX94XX	HFQ5XX9XXX94XX	HFQ5XX9XXX94XX	HFQ5XX9XXX94XX	HFQ5XX9XXX94XX	HFQ5XX9XXX94XX	HFQ5XX9XXX94XX
Associated Field Blank:	-	-	-	-	-	-	-	-	-

Site: SOIL BORINGS
U: not detected
J: estimated

Table 1
Laboratory Report of Analysis

LOCATION:	BS-109	BS-110 DUP	BS-110
DEPTH:	7	12	12
ISIS ID:	HFBS109XX794XX	HFBS110X1294XD	HFBS110X1294XX
LAB NUMBER:	2235101	2232313	2232312
DATE SAMPLED:	10/19/94	10/18/94	10/18/94
DATE EXTRACTED:	10/25/94	10/21/94	10/21/94
DATE ANALYZED:	12/01/94	12/02/94	12/02/94

ANALYTE	SOW-3/90 - II	CRQL			
Phenol	330	370 U	410 U	410 U	410 U
bis(2-Chloroethyl)ether	330	370 U	410 U	410 U	410 U
2-Chlorophenol	330	370 U	410 U	410 U	410 U
1,3-Dichlorobenzene	330	370 U	410 U	410 U	410 U
1,4-Dichlorobenzene	330	370 U	410 U	410 U	410 U
1,2-Dichlorobenzene	330	370 U	410 U	410 U	410 U
2-Methylphenol	330	370 U	410 U	410 U	410 U
2,2'-oxybis(1-Chloropropane)	330	370 U	410 U	410 U	410 U
4-Methylphenol	330	370 U	410 U	410 U	410 U
N-Nitroso-di-n-propylamine	330	370 U	410 U	410 U	410 U
Hexachloroethane	330	370 U	410 U	410 U	410 U
Nitrobenzene	330	370 U	410 U	410 U	410 U
Isophorone	330	370 U	410 U	410 U	410 U
2-Nitrophenol	330	370 U	410 U	410 U	410 U
2,4-Dimethylphenol	330	370 U	410 U	410 U	410 U
bis(2-Chloroethoxy)methane	330	370 U	410 U	410 U	410 U
2,4-Dichlorophenol	330	370 U	410 U	410 U	410 U
1,2,4-Trichlorobenzene	330	370 U	410 U	410 U	410 U
Naphthalene	330	370 U	410 U	410 U	410 U
4-Chloroaniline	330	370 U	410 U	410 U	410 U
Hexachlorobutadiene	330	370 U	410 U	410 U	410 U
4-Chloro-3-Methylphenol	330	370 U	410 U	410 U	410 U
2-Methylnaphthalene	330	370 U	410 U	410 U	410 U
Hexachlorocyclopentadiene	330	370 U	410 U	410 U	410 U
2,4,6-Trichlorophenol	330	370 U	410 U	410 U	410 U
2,4,5-Trichlorophenol	800	890 U	980 U	980 U	980 U
2-Chloronaphthalene	330	370 U	410 U	410 U	410 U
2-Nitroaniline	800	890 U	980 U	980 U	980 U
Dimethylphthalate	330	370 U	410 U	410 U	410 U
Acenaphthylene	330	370 U	410 U	410 U	410 U
2,6-Dinitrotoluene	330	370 U	410 U	410 U	410 U

Site: SOIL BORINGS

U: not detected

J: estimated

Table 1
Laboratory Report of Analysis

LOCATION:	BS-109	BS-110 DUP	BS-110
DEPTH:	7	12	12
ISIS ID:	HFBS109XX794XX	HFBS110X1294XD	HFBS110X1294XX
LAB NUMBER:	2235101	2232313	2232312
DATE SAMPLED:	10/19/94	10/18/94	10/18/94
DATE EXTRACTED:	10/25/94	10/21/94	10/21/94
DATE ANALYZED:	12/01/94	12/02/94	12/02/94

ANALYTE	SOW-3/90 - II	CRQL			
3-Nitroaniline	800	890	U	980	U
Acenaphthene	330	370	U	410	U
2,4-Dinitrophenol	800	890	U	980	U
4-Nitrophenol	800	890	U	980	U
Dibenzofuran	330	370	U	410	U
2,4-Dinitrotoluene	330	370	U	410	U
Diethylphthalate	330	370	U	410	U
4-Chlorophenyl-phenylether	330	370	U	410	U
Fluorene	330	370	U	410	U
4-Nitroaniline	800	890	U	980	U
4,6-Dinitro-2-methylphenol	800	890	U	980	U
N-Nitrosodiphenylamine	330	370	U	410	U
4-Bromophenyl-phenylether	330	370	U	410	U
Hexachlorobenzene	330	370	U	410	U
Pentachlorophenol	800	890	U	980	U
Phenanthrene	330	370	U	410	U
Anthracene	330	370	U	410	U
Carbazole	330	370	U	410	U
Di-n-butylphthalate	330	370	U	410	U
Fluoranthene	330	370	U	410	U
Pyrene	330	370	U	410	U
Butylbenzylphthalate	330	370	U	410	U
3,3'-Dichlorobenzidine	330	370	U	410	U
Benzo(a)Anthracene	330	370	U	410	U
Chrysene	330	370	U	410	U
bis(2-Ethylhexyl)phthalate	330	82	J	330	J
Di-n-octylphthalate	330	370	U	410	U
Benzo(b)Fluoranthene	330	370	U	410	U
Benzo(k)Fluoranthene	330	370	U	410	U
Benzo(a)Pyrene	330	370	U	410	U
Indeno(1,2,3-c,d)Pyrene	330	370	U	410	U
Dibenz(a,h)Anthracene	330	370	U	410	U
Benzo(g,h,i)perylene	330	370	U	410	U

Dilution Factor:	1.00	1.00	1.00
Percent Solids:	90	82	82
Sample Volume\Weight (ml\g):	30.0	30.0	30.0
Associated Method Blank:	R1658.D	Q1795.D	Q1795.D
Associated Equipment Blank:	HFQsXX9XXX94XX	HFQsXX9XXX94XX	HFQsXX9XXX94XX
Associated Field Blank:	-	-	-

Site: SOIL BORINGS
U: not detected
J: estimated

Table 2
Validation / Summary Table

LOCATION:	BS-101	BS-102	BS-103	BS-104	BS-105	BS-106	BS-107	BS-108
DEPTH:	6	8	10	8	10	12	14	8
ISIS ID:	HFBS101XX694XX	HFBS102XX894XX	HFBS103X1094XX	HFBS104XX894XX	HFBS105X1094XX	HFBS106X1294XX	HFBS107X1494XX	HFBS108XX894XX
LAB NUMBER:	2235104	2235103	2235105	2235106	2235107	2236602	2236601	2235102
DATE SAMPLED:	10/20/94	10/20/94	10/20/94	10/21/94	10/21/94	10/24/94	10/24/94	10/19/94
DATE EXTRACTED:	10/25/94	10/25/94	10/25/94	10/25/94	10/25/94	10/28/94	10/28/94	10/25/94
DATE ANALYZED:	12/01/94	12/02/94	12/02/94	12/02/94	12/02/94	11/30/94	11/30/94	12/02/94

ANALYTE	SOW-3/90 - II	CRQL	BS-101	BS-102	BS-103	BS-104	BS-105	BS-106	BS-107	BS-108
Phenol	330		690 UJ	430 UJ	600 UJ	760 UJ	810 UJ	680 UJ	400 U	460 UJ
bis(2-Chloroethyl)ether	330		690 UJ	430 UJ	600 UJ	760 UJ	810 UJ	680 UJ	400 U	460 UJ
2-Chlorophenol	330		690 UJ	430 UJ	600 UJ	760 UJ	810 UJ	680 UJ	400 U	460 UJ
1,3-Dichlorobenzene	330		690 UJ	430 UJ	600 UJ	760 UJ	810 UJ	680 UJ	400 U	460 UJ
1,4-Dichlorobenzene	330		690 UJ	430 UJ	600 UJ	760 UJ	810 UJ	680 UJ	400 U	460 UJ
1,2-Dichlorobenzene	330		690 UJ	430 UJ	600 UJ	760 UJ	810 UJ	680 UJ	400 U	460 UJ
2-Methylphenol	330		690 UJ	430 UJ	600 UJ	760 UJ	810 UJ	680 UJ	400 U	460 UJ
2,2'-oxybis(1-Chloropropane)	330		690 UJ	430 UJ	600 UJ	760 UJ	810 UJ	680 UJ	400 U	460 UJ
4-Methylphenol	330		690 UJ	430 UJ	600 UJ	760 UJ	810 UJ	680 UJ	400 U	460 UJ
N-Nitroso-di-n-propylamine	330		690 UJ	430 UJ	600 UJ	760 UJ	810 UJ	680 UJ	400 U	460 UJ
Hexachloroethane	330		690 UJ	430 UJ	600 UJ	760 UJ	810 UJ	680 UJ	400 U	460 UJ
Nitrobenzene	330		690 UJ	430 UJ	600 UJ	760 UJ	810 UJ	680 UJ	400 U	460 UJ
Isophorone	330		690 UJ	430 UJ	600 UJ	760 UJ	810 UJ	680 UJ	400 U	460 UJ
2-Nitrophenol	330		690 UJ	430 UJ	600 UJ	760 UJ	810 UJ	680 UJ	400 U	460 UJ
2,4-Dimethylphenol	330		690 UJ	430 UJ	600 UJ	760 UJ	810 UJ	680 UJ	400 U	460 UJ
bis(2-Chloroethoxy)methane	330		690 UJ	430 UJ	600 UJ	760 UJ	810 UJ	680 UJ	400 U	460 UJ
2,4-Dichlorophenol	330		690 UJ	430 UJ	600 UJ	760 UJ	810 UJ	680 UJ	400 U	460 UJ
1,2,4-Trichlorobenzene	330		690 UJ	430 UJ	600 UJ	760 UJ	810 UJ	680 UJ	400 U	460 UJ
Naphthalene	330		110 J	340 J	84 J	760 UJ	810 UJ	680 UJ	400 U	450 J
4-Chloroaniline	330		690 UJ	430 UJ	600 UJ	760 UJ	810 UJ	680 UJ	400 U	460 UJ
Hexachlorobutadiene	330		690 UJ	430 UJ	600 UJ	760 UJ	810 UJ	680 UJ	400 U	460 UJ
4-Chloro-3-Methylphenol	330		690 UJ	430 UJ	600 UJ	760 UJ	810 UJ	680 UJ	400 U	460 UJ
2-Methylnaphthalene	330		110 J	1600 J	120 J	760 UJ	810 UJ	680 UJ	400 U	560 J
Hexachlorocyclopentadiene	330		R	R	R	R	R	R	R	R
2,4,6-Trichlorophenol	330		690 UJ	430 UJ	600 UJ	760 UJ	810 UJ	680 UJ	400 U	460 UJ
2,4,5-Trichlorophenol	800		1700 UJ	1000 UJ	1400 UJ	1800 UJ	2000 UJ	1600 UJ	950 U	1100 UJ
2-Chloronaphthalene	330		690 UJ	430 UJ	600 UJ	760 UJ	810 UJ	680 UJ	400 U	460 UJ
2-Nitroaniline	800		1700 UJ	1000 UJ	1400 UJ	1800 UJ	2000 UJ	1600 UJ	950 U	1100 UJ
Dimethylphthalate	330		690 UJ	430 UJ	600 UJ	760 UJ	810 UJ	680 UJ	400 U	460 UJ
Acenaphthylene	330		690 UJ	430 UJ	600 UJ	760 UJ	810 UJ	680 UJ	400 U	460 UJ
2,6-Dinitrotoluene	330		690 UJ	430 UJ	600 UJ	760 UJ	810 UJ	680 UJ	400 U	460 UJ

Site: SOIL BORINGS

U: not detected R: unusable

J: estimated

Table 1
Laboratory Report of Analysis

LOCATION:	BS-101	BS-102	BS-103	BS-104	BS-105	BS-106	BS-107	BS-108
DEPTH:	6	8	10	8	10	12	14	8
ISIS ID:	HFBS101XX694XX	HFBS102XX894XX	HFBS103X1094XX	HFBS104XX894XX	HFBS105X1094XX	HFBS106X1294XX	HFBS107X1494XX	HFBS108XX894XX
LAB NUMBER:	2235104	2235103	2235105	2235106	2235107	2236602	2236601	2235102
DATE SAMPLED:	10/20/94	10/20/94	10/20/94	10/21/94	10/21/94	10/24/94	10/24/94	10/19/94
DATE ANALYZED:	10/27/94	10/26/94	10/27/94	10/26/94	10/26/94	10/27/94	10/27/94	10/26/94

ANALYTE	SOW-3/90 - II	CRQL	BS-101	BS-102	BS-103	BS-104	BS-105	BS-106	BS-107	BS-108
Chloromethane	10		21 U	13 U	18 U	23 U	24 U	20 U	12 U	14 U
Bromomethane	10		21 U	13 U	18 U	23 U	24 U	20 U	12 U	14 U
Vinyl Chloride	10		21 U	13 U	18 U	23 U	24 U	20 U	12 U	14 U
Chloroethane	10		21 U	13 U	18 U	23 U	24 U	20 U	12 U	14 U
Methylene Chloride	10		12 JB	5 JB	11 JB	10 JB	11 JB	11 JB	8 JB	8 JB
Acetone	10		7 JB	9 JB	100 B	15 JB	93 B	5 JB	7 JB	44 B
Carbon Disulfide	10		21 U	13 U	18 U	23 U	24 U	20 U	12 U	14 U
1,1-Dichloroethene	10		21 U	13 U	18 U	23 U	24 U	20 U	12 U	14 U
1,1-Dichloroethane	10		21 U	13 U	18 U	23 U	24 U	20 U	12 U	14 U
1,2-Dichloroethene (total)	10		21 U	13 U	18 U	23 U	24 U	20 U	12 U	14 U
Chloroform	10		21 U	13 U	18 U	23 U	24 U	20 U	12 U	14 U
1,2-Dichloroethane	10		21 U	13 U	18 U	23 U	24 U	20 U	12 U	14 U
2-Butanone	10		21 U	13 U	23	23 U	18 J	20 U	12 U	9 J
1,1,1-Trichloroethane	10		21 U	13 U	18 U	23 U	24 U	20 U	12 U	14 U
Carbon Tetrachloride	10		21 U	13 U	18 U	23 U	24 U	20 U	12 U	14 U
Bromodichloromethane	10		21 U	13 U	18 U	23 U	24 U	20 U	12 U	14 U
1,2-Dichloropropane	10		21 U	13 U	18 U	23 U	24 U	20 U	12 U	14 U
cis-1,3-Dichloropropene	10		21 U	13 U	18 U	23 U	24 U	20 U	12 U	14 U
Trichloroethene	10		21 U	13 U	18 U	23 U	24 U	20 U	12 U	14 U
Dibromochloromethane	10		21 U	13 U	18 U	23 U	24 U	20 U	12 U	14 U
1,1,2-Trichloroethane	10		21 U	13 U	18 U	23 U	24 U	20 U	12 U	14 U
Benzene	10		21 U	13 U	18 U	23 U	24 U	20 U	12 U	3 J
trans-1,3-Dichloropropene	10		21 U	13 U	18 U	23 U	24 U	20 U	12 U	14 U
Bromoform	10		21 U	13 U	18 U	23 U	24 U	20 U	12 U	14 U
4-Methyl-2-Pentanone	10		21 U	13 U	18 U	23 U	24 U	20 U	12 U	14 U
2-Hexanone	10		21 U	13 U	18 U	23 U	24 U	20 U	12 U	14 U
Tetrachloroethene	10		21 U	13 U	18 U	23 U	24 U	20 U	12 U	14 U
1,1,2,2-Tetrachloroethane	10		21 U	13 U	18 U	23 U	24 U	20 U	12 U	14 U
Toluene	10		21 U	13 U	18 U	23 U	24 U	20 U	12 U	14 U
Chlorobenzene	10		21 U	13 U	18 U	23 U	24 U	20 U	12 U	14 U
Ethylbenzene	10		21 U	2 J	18 U	23 U	24 U	20 U	12 U	14 U
Styrene	10		21 U	13 U	18 U	23 U	24 U	20 U	12 U	14 U
Total Xylenes	10		21 U	10 J	18 U	23 U	24 U	20 U	12 U	14 U

Dilution Factor:	1.00	1.00	1.00	1.00	1.00	1.00	1.00	1.00	1.00
Percent Solids:	48	77	56	44	41	49	84	72	
Sample Volume/Weight (ml/g):	5.00	5.00	5.00	5.00	5.00	5.00	5.00	5.00	5.00
Associated Method Blank:	D0871.D	D0852.D	D0871.D	D0852.D	D0852.D	D0871.D	D0871.D	D0852.D	
Associated Equipment Blank:	HFQsXX9XXX94XX	HFQsXX9XXX94XX	HFQsXX9XXX94XX	HFQsXX9XXX94XX	HFQsXX9XXX94XX	HFQsXX9XXX94XX	HFQsXX9XXX94XX	HFQsXX9XXX94XX	HFQsXX9XXX94XX
Associated Field Blank:	-	-	-	-	-	-	-	-	-
Associated Trip Blank:	-	-	-	-	-	-	-	-	-

Site: SOIL BORINGS

U: not detected B: blank contamination

J: estimated

Table 1
Laboratory Report of Analysis

LOCATION:	BS-109	BS-110 DUP	BS-110
DEPTH:	7	12	12
ISIS ID:	HFBS109XX794XX	HFBS110X1294XD	HFBS110X1294XX
LAB NUMBER:	2235101	2232313	2232312
DATE SAMPLED:	10/19/94	10/18/94	10/18/94
DATE ANALYZED:	10/26/94	10/26/94	10/26/94

ANALYTE	SOW-3/90 - II	CRQL			
Chloromethane	10		11 U	12 U	12 U
Bromomethane	10		11 U	12 U	12 U
Vinyl Chloride	10		11 U	12 U	12 U
Chloroethane	10		11 U	12 U	12 U
Methylene Chloride	10		4 JB	6 JB	2 JB
Acetone	10		5 JB	7 JB	12 U
Carbon Disulfide	10		11 U	12 U	12 U
1,1-Dichloroethene	10		11 U	12 U	12 U
1,1-Dichloroethane	10		11 U	12 U	12 U
1,2-Dichloroethene (total)	10		11 U	12 U	12 U
Chloroform	10		11 U	12 U	12 U
1,2-Dichloroethane	10		11 U	12 U	12 U
2-Butanone	10		11 U	12 U	12 U
1,1,1-Trichloroethane	10		11 U	12 U	12 U
Carbon Tetrachloride	10		11 U	12 U	12 U
Bromodichloromethane	10		11 U	12 U	12 U
1,2-Dichloropropane	10		11 U	12 U	12 U
cis-1,3-Dichloropropene	10		11 U	12 U	12 U
Trichloroethene	10		11 U	12 U	12 U
Dibromochloromethane	10		11 U	12 U	12 U
1,1,2-Trichloroethane	10		11 U	12 U	12 U
Benzene	10		11 U	12 U	12 U
trans-1,3-Dichloropropene	10		11 U	12 U	12 U
Bromoform	10		11 U	12 U	12 U
4-Methyl-2-Pentanone	10		11 U	12 U	12 U
2-Hexanone	10		11 U	12 U	12 U
Tetrachloroethene	10		11 U	12 U	12 U
1,1,2,2-Tetrachloroethane	10		11 U	12 U	12 U
Toluene	10		11 U	12 U	12 U
Chlorobenzene	10		11 U	12 U	12 U
Ethylbenzene	10		11 U	12 U	12 U
Styrene	10		11 U	12 U	12 U
Total Xylenes	10		11 U	12 U	12 U

Dilution Factor:	1.00	1.00	1.00
Percent Solids:	90	82	82
Sample Volume\Weight (ml\g):	5.00	5.00	5.00
Associated Method Blank:	D0852.D	D0852.D	D0852.D
Associated Equipment Blank:	HFQ5XX9XXX94XX	HFQ5XX9XXX94XX	HFQ5XX9XXX94XX
Associated Field Blank:	-	-	-
Associated Trip Blank:	-	-	-

Site: SOIL BORINGS

U: not detected B: blank contamination

J: estimated

Table 1
Laboratory Report of Analysis

LOCATION:	BS-101	BS-102	BS-103	BS-104	BS-105	BS-106	BS-107	BS-108
DEPTH:	6	8	10	8	10	12	14	8
ISIS ID:	HFBS101XX694XX	HFBS102XX894XX	HFBS103X1094XX	HFBS104XX894XX	HFBS105X1094XX	HFBS106X1294XX	HFBS107X1494XX	HFBS108XX894XX
LAB NUMBER:	2235104	2235103	2235105	2235106	2235107	2236602	2236601	2235102
DATE SAMPLED:	10/20/94	10/20/94	10/20/94	10/21/94	10/21/94	10/24/94	10/24/94	10/19/94
DATE EXTRACTED:	10/25/94	10/25/94	10/25/94	10/25/94	10/25/94	10/28/94	10/28/94	10/25/94
DATE ANALYZED:	12/01/94	12/02/94	12/02/94	12/02/94	12/02/94	11/30/94	11/30/94	12/02/94

ANALYTE	SOW-3/90 - II	CRQL	BS-101	BS-102	BS-103	BS-104	BS-105	BS-106	BS-107	BS-108
Phenol	330		690 U	430 U	600 U	760 U	810 U	680 U	400 U	460 U
bis(2-Chloroethyl)ether	330		690 U	430 U	600 U	760 U	810 U	680 U	400 U	460 U
2-Chlorophenol	330		690 U	430 U	600 U	760 U	810 U	680 U	400 U	460 U
1,3-Dichlorobenzene	330		690 U	430 U	600 U	760 U	810 U	680 U	400 U	460 U
1,4-Dichlorobenzene	330		690 U	430 U	600 U	760 U	810 U	680 U	400 U	460 U
1,2-Dichlorobenzene	330		690 U	430 U	600 U	760 U	810 U	680 U	400 U	460 U
2-Methylphenol	330		690 U	430 U	600 U	760 U	810 U	680 U	400 U	460 U
2,2'-oxybis(1-Chloropropane)	330		690 U	430 U	600 U	760 U	810 U	680 U	400 U	460 U
4-Methylphenol	330		690 U	430 U	600 U	760 U	810 U	680 U	400 U	460 U
N-Nitroso-di-n-propylamine	330		690 U	430 U	600 U	760 U	810 U	680 U	400 U	460 U
Hexachloroethane	330		690 U	430 U	600 U	760 U	810 U	680 U	400 U	460 U
Nitrobenzene	330		690 U	430 U	600 U	760 U	810 U	680 U	400 U	460 U
Isophorone	330		690 U	430 U	600 U	760 U	810 U	680 U	400 U	460 U
2-Nitrophenol	330		690 U	430 U	600 U	760 U	810 U	680 U	400 U	460 U
2,4-Dimethylphenol	330		690 U	430 U	600 U	760 U	810 U	680 U	400 U	460 U
bis(2-Chloroethoxy)methane	330		690 U	430 U	600 U	760 U	810 U	680 U	400 U	460 U
2,4-Dichlorophenol	330		690 U	430 U	600 U	760 U	810 U	680 U	400 U	460 U
1,2,4-Trichlorobenzene	330		690 U	430 U	600 U	760 U	810 U	680 U	400 U	460 U
Naphthalene	330		110 J	340 J	84 J	760 U	810 U	680 U	400 U	450 J
4-Chloroaniline	330		690 U	430 U	600 U	760 U	810 U	680 U	400 U	460 U
Hexachlorobutadiene	330		690 U	430 U	600 U	760 U	810 U	680 U	400 U	460 U
4-Chloro-3-Methylphenol	330		690 U	430 U	600 U	760 U	810 U	680 U	400 U	460 U
2-Methylnaphthalene	330		110 J	1600	120 J	760 U	810 U	680 U	400 U	560
Hexachlorocyclopentadiene	330		690 U	430 U	600 U	760 U	810 U	680 U	400 U	460 U
2,4,6-Trichlorophenol	330		690 U	430 U	600 U	760 U	810 U	680 U	400 U	460 U
2,4,5-Trichlorophenol	800		1700 U	1000 U	1400 U	1800 U	2000 U	1600 U	950 U	1100 U
2-Chloronaphthalene	330		690 U	430 U	600 U	760 U	810 U	680 U	400 U	460 U
2-Nitroaniline	800		1700 U	1000 U	1400 U	1800 U	2000 U	1600 U	950 U	1100 U
Dimethylphthalate	330		690 U	430 U	600 U	760 U	810 U	680 U	400 U	460 U
Acenaphthylene	330		690 U	430 U	600 U	760 U	810 U	680 U	400 U	460 U
2,6-Dinitrotoluene	330		690 U	430 U	600 U	760 U	810 U	680 U	400 U	460 U

Site: SOIL BORINGS
U: not detected
J: estimated

Table 1
Laboratory Report of Analysis

LOCATION:	BS-101	BS-102	BS-103	BS-104	BS-105	BS-106	BS-107	BS-108
DEPTH:	6	8	10	8	10	12	14	8
ISIS ID:	HFBS101XX694XX	HFBS102XX894XX	HFBS103X1094XX	HFBS104XX894XX	HFBS105X1094XX	HFBS106X1294XX	HFBS107X1494XX	HFBS108XX894XX
LAB NUMBER:	2235104	2235103	2235105	2235106	2235107	2236602	2236601	2235102
DATE SAMPLED:	10/20/94	10/20/94	10/20/94	10/21/94	10/21/94	10/24/94	10/24/94	10/19/94
DATE EXTRACTED:	10/25/94	10/25/94	10/25/94	10/25/94	10/25/94	10/28/94	10/28/94	10/25/94
DATE ANALYZED:	12/01/94	12/02/94	12/02/94	12/02/94	12/02/94	11/30/94	11/30/94	12/02/94

ANALYTE	SOW-3/90 - II	CRQL	BS-101	BS-102	BS-103	BS-104	BS-105	BS-106	BS-107	BS-108
3-Nitroaniline	800		1700 U	1000 U	1400 U	1800 U	2000 U	1600 U	950 U	1100 U
Acenaphthene	330		690 U	390 J	600 U	760 U	810 U	680 U	400 U	460 U
2,4-Dinitrophenol	800		1700 U	1000 U	1400 U	1800 U	2000 U	1600 U	950 U	1100 U
4-Nitrophenol	800		1700 U	1000 U	1400 U	1800 U	2000 U	1600 U	950 U	1100 U
Dibenzofuran	330		690 U	430 U	600 U	760 U	810 U	680 U	400 U	290 J
2,4-Dinitrotoluene	330		690 U	430 U	600 U	760 U	810 U	680 U	400 U	460 U
Diethylphthalate	330		690 U	430 U	600 U	760 U	810 U	680 U	400 U	460 U
4-Chlorophenyl-phenylether	330		690 U	430 U	600 U	760 U	810 U	680 U	400 U	460 U
Fluorene	330		690 U	380 J	600 U	760 U	810 U	680 U	400 U	460 U
4-Nitroaniline	800		1700 U	1000 U	1400 U	1800 U	2000 U	1600 U	950 U	1100 U
4,6-Dinitro-2-methylphenol	800		1700 U	1000 U	1400 U	1800 U	2000 U	1600 U	950 U	1100 U
N-Nitrosodiphenylamine	330		690 U	430 U	600 U	760 U	810 U	680 U	400 U	460 U
4-Bromophenyl-phenylether	330		690 U	430 U	600 U	760 U	810 U	680 U	400 U	460 U
Hexachlorobenzene	330		690 U	430 U	600 U	760 U	810 U	680 U	400 U	460 U
Pentachlorophenol	800		1700 U	1000 U	1400 U	1800 U	2000 U	1600 U	950 U	1100 U
Phenanthrene	330	81 J	1200 U	370 J	760 U	810 U	680 U	400 U	550 U	
Anthracene	330		690 U	160 J	600 U	760 U	810 U	680 U	400 U	460 U
Carbazole	330		690 U	430 U	600 U	760 U	810 U	680 U	400 U	460 U
Di-n-butylphthalate	330		690 U	430 U	600 U	760 U	810 U	680 U	400 U	460 U
Fluoranthene	330		690 U	710	230 J	760 U	810 U	680 U	400 U	280 J
Pyrene	330		690 U	580	260 J	760 U	810 U	680 U	400 U	250 J
Butylbenzylphthalate	330		690 U	430 U	600 U	760 U	810 U	680 U	400 U	460 U
3,3'-Dichlorobenzidine	330		690 U	430 U	600 U	760 U	810 U	680 U	400 U	460 U
Benzo(a)Anthracene	330		690 U	400 J	100 J	760 U	810 U	680 U	400 U	180 J
Chrysene	330		690 U	470	160 J	760 U	810 U	680 U	400 U	260 J
bis(2-Ethylhexyl)phthalate	330		650 J	140 J	600 U	120 J	810 U	100 J	400	53 J
Di-n-octylphthalate	330		690 U	430 U	600 U	760 U	810 U	680 U	400 U	460 U
Benzo(b)Fluoranthene	330		690 U	450	87 J	760 U	810 U	680 U	400 U	140 J
Benzo(k)Fluoranthene	330		690 U	470	80 J	760 U	810 U	680 U	400 U	120 J
Benzo(a)Pyrene	330		690 U	430 J	62 J	760 U	810 U	680 U	400 U	79 J
Indeno(1,2,3-c,d)Pyrene	330		690 U	270 J	600 U	760 U	810 U	680 U	400 U	460 U
Dibenz(a,h)Anthracene	330		690 U	430 U	600 U	760 U	810 U	680 U	400 U	460 U
Benzo(g,h,i)perylene	330		690 U	93 J	600 U	760 U	810 U	680 U	400 U	460 U

Dilution Factor:	1.00	1.00	1.00	1.00	1.00	1.00	1.00	1.00	1.00
Percent Solids:	48	77	56	44	41	49	84	72	
Sample Volume\Weight (ml\g):	30.0	30.0	30.0	30.0	30.0	30.0	30.0	30.0	30.0
Associated Method Blank:	R1658.D	R1658.D	R1658.D	R1658.D	R1658.D	R1658.D	R1597.D	R1597.D	R1658.D
Associated Equipment Blank:	HFQ5XX9XXX94XX	HFQ5XX9XXX94XX	HFQ5XX9XXX94XX	HFQ5XX9XXX94XX	HFQ5XX9XXX94XX	HFQ5XX9XXX94XX	HFQ5XX9XXX94XX	HFQ5XX9XXX94XX	HFQ5XX9XXX94XX
Associated Field Blank:	-	-	-	-	-	-	-	-	-

Site: SOIL BORINGS
U: not detected
J: estimated

Table 1
Laboratory Report of Analysis

LOCATION:	BS-109	BS-110 DUP	BS-110
DEPTH:	7	12	12
ISIS ID:	HFBS109XX794XX	HFBS110X1294XD	HFBS110X1294XX
LAB NUMBER:	2235101	2232313	2232312
DATE SAMPLED:	10/19/94	10/18/94	10/18/94
DATE EXTRACTED:	10/25/94	10/21/94	10/21/94
DATE ANALYZED:	12/01/94	12/02/94	12/02/94

ANALYTE	SOW-3/90 - II	CRQL			
Phenol	330	370 U	410 U	410 U	410 U
bis(2-Chloroethyl)ether	330	370 U	410 U	410 U	410 U
2-Chlorophenol	330	370 U	410 U	410 U	410 U
1,3-Dichlorobenzene	330	370 U	410 U	410 U	410 U
1,4-Dichlorobenzene	330	370 U	410 U	410 U	410 U
1,2-Dichlorobenzene	330	370 U	410 U	410 U	410 U
2-Methylphenol	330	370 U	410 U	410 U	410 U
2,2'-oxybis(1-Chloropropane)	330	370 U	410 U	410 U	410 U
4-Methylphenol	330	370 U	410 U	410 U	410 U
N-Nitroso-di-n-propylamine	330	370 U	410 U	410 U	410 U
Hexachloroethane	330	370 U	410 U	410 U	410 U
Nitrobenzene	330	370 U	410 U	410 U	410 U
Isophorone	330	370 U	410 U	410 U	410 U
2-Nitrophenol	330	370 U	410 U	410 U	410 U
2,4-Dimethylphenol	330	370 U	410 U	410 U	410 U
bis(2-Chloroethoxy)methane	330	370 U	410 U	410 U	410 U
2,4-Dichlorophenol	330	370 U	410 U	410 U	410 U
1,2,4-Trichlorobenzene	330	370 U	410 U	410 U	410 U
Naphthalene	330	370 U	410 U	410 U	410 U
4-Chloroaniline	330	370 U	410 U	410 U	410 U
Hexachlorobutadiene	330	370 U	410 U	410 U	410 U
4-Chloro-3-Methylphenol	330	370 U	410 U	410 U	410 U
2-Methylnaphthalene	330	370 U	410 U	410 U	410 U
Hexachlorocyclopentadiene	330	370 U	410 U	410 U	410 U
2,4,6-Trichlorophenol	330	370 U	410 U	410 U	410 U
2,4,5-Trichlorophenol	800	890 U	980 U	980 U	980 U
2-Chloronaphthalene	330	370 U	410 U	410 U	410 U
2-Nitroaniline	800	890 U	980 U	980 U	980 U
Dimethylphthalate	330	370 U	410 U	410 U	410 U
Acenaphthylene	330	370 U	410 U	410 U	410 U
2,6-Dinitrotoluene	330	370 U	410 U	410 U	410 U

Site: SOIL BORINGS

U: not detected

J: estimated

Table 1
Laboratory Report of Analysis

LOCATION:	BS-109	BS-110 DUP	BS-110
DEPTH:	7	12	12
ISIS ID:	HFBS109XX794XX	HFBS110X1294XD	HFBS110X1294XX
LAB NUMBER:	2235101	2232313	2232312
DATE SAMPLED:	10/19/94	10/18/94	10/18/94
DATE EXTRACTED:	10/25/94	10/21/94	10/21/94
DATE ANALYZED:	12/01/94	12/02/94	12/02/94

ANALYTE	SOW-3/90 - II	CRQL			
3-Nitroaniline	800	890	U	980	U
Acenaphthene	330	370	U	410	U
2,4-Dinitrophenol	800	890	U	980	U
4-Nitrophenol	800	890	U	980	U
Dibenzofuran	330	370	U	410	U
2,4-Dinitrotoluene	330	370	U	410	U
Diethylphthalate	330	370	U	410	U
4-Chlorophenyl-phenylether	330	370	U	410	U
Fluorene	330	370	U	410	U
4-Nitroaniline	800	890	U	980	U
4,6-Dinitro-2-methylphenol	800	890	U	980	U
N-Nitrosodiphenylamine	330	370	U	410	U
4-Bromophenyl-phenylether	330	370	U	410	U
Hexachlorobenzene	330	370	U	410	U
Pentachlorophenol	800	890	U	980	U
Phenanthrene	330	370	U	410	U
Anthracene	330	370	U	410	U
Carbazole	330	370	U	410	U
Di-n-butylphthalate	330	370	U	410	U
Fluoranthene	330	370	U	410	U
Pyrene	330	370	U	410	U
Butylbenzylphthalate	330	370	U	410	U
3,3'-Dichlorobenzidine	330	370	U	410	U
Benzo(a)Anthracene	330	370	U	410	U
Chrysene	330	370	U	410	U
bis(2-Ethylhexyl)phthalate	330	82	J	330	J
Di-n-octylphthalate	330	370	U	410	U
Benzo(b)Fluoranthene	330	370	U	410	U
Benzo(k)Fluoranthene	330	370	U	410	U
Benzo(a)Pyrene	330	370	U	410	U
Indeno(1,2,3-c,d)Pyrene	330	370	U	410	U
Dibenz(a,h)Anthracene	330	370	U	410	U
Benzo(g,h,i)perylene	330	370	U	410	U

Dilution Factor:	1.00	1.00	1.00
Percent Solids:	90	82	82
Sample Volume\Weight (ml\g):	30.0	30.0	30.0
Associated Method Blank:	R1658.D	Q1795.D	Q1795.D
Associated Equipment Blank:	HFQ5XX9XXX94XX	HFQ5XX9XXX94XX	HFQ5XX9XXX94XX
Associated Field Blank:	-	-	-

Site: SOIL BORINGS
U: not detected
J: estimated

Table 2
Validation / Summary Table

LOCATION:	BS-101	BS-102	BS-103	BS-104	BS-105	BS-106	BS-107	BS-108
DEPTH:	6	8	10	8	10	12	14	8
ISIS ID:	HFBS101XX694XX	HFBS102XX894XX	HFBS103X1094XX	HFBS104XX894XX	HFBS105X1094XX	HFBS106X1294XX	HFBS107X1494XX	HFBS108XX894XX
LAB NUMBER:	2235104	2235103	2235105	2235106	2235107	2236602	2236601	2235102
DATE SAMPLED:	10/20/94	10/20/94	10/20/94	10/21/94	10/21/94	10/24/94	10/24/94	10/19/94
DATE EXTRACTED:	10/25/94	10/25/94	10/25/94	10/25/94	10/25/94	10/28/94	10/28/94	10/25/94
DATE ANALYZED:	12/01/94	12/02/94	12/02/94	12/02/94	12/02/94	11/30/94	11/30/94	12/02/94

ANALYTE	SOW-3/90 - II	CRQL	BS-101	BS-102	BS-103	BS-104	BS-105	BS-106	BS-107	BS-108
Phenol	330		690 UJ	430 UJ	600 UJ	760 UJ	810 UJ	680 UJ	400 U	460 UJ
bis(2-Chloroethyl)ether	330		690 UJ	430 UJ	600 UJ	760 UJ	810 UJ	680 UJ	400 U	460 UJ
2-Chlorophenol	330		690 UJ	430 UJ	600 UJ	760 UJ	810 UJ	680 UJ	400 U	460 UJ
1,3-Dichlorobenzene	330		690 UJ	430 UJ	600 UJ	760 UJ	810 UJ	680 UJ	400 U	460 UJ
1,4-Dichlorobenzene	330		690 UJ	430 UJ	600 UJ	760 UJ	810 UJ	680 UJ	400 U	460 UJ
1,2-Dichlorobenzene	330		690 UJ	430 UJ	600 UJ	760 UJ	810 UJ	680 UJ	400 U	460 UJ
2-Methylphenol	330		690 UJ	430 UJ	600 UJ	760 UJ	810 UJ	680 UJ	400 U	460 UJ
2,2'-oxybis(1-Chloropropane)	330		690 UJ	430 UJ	600 UJ	760 UJ	810 UJ	680 UJ	400 U	460 UJ
4-Methylphenol	330		690 UJ	430 UJ	600 UJ	760 UJ	810 UJ	680 UJ	400 U	460 UJ
N-Nitroso-di-n-propylamine	330		690 UJ	430 UJ	600 UJ	760 UJ	810 UJ	680 UJ	400 U	460 UJ
Hexachloroethane	330		690 UJ	430 UJ	600 UJ	760 UJ	810 UJ	680 UJ	400 U	460 UJ
Nitrobenzene	330		690 UJ	430 UJ	600 UJ	760 UJ	810 UJ	680 UJ	400 U	460 UJ
Isophorone	330		690 UJ	430 UJ	600 UJ	760 UJ	810 UJ	680 UJ	400 U	460 UJ
2-Nitrophenol	330		690 UJ	430 UJ	600 UJ	760 UJ	810 UJ	680 UJ	400 U	460 UJ
2,4-Dimethylphenol	330		690 UJ	430 UJ	600 UJ	760 UJ	810 UJ	680 UJ	400 U	460 UJ
bis(2-Chloroethoxy)methane	330		690 UJ	430 UJ	600 UJ	760 UJ	810 UJ	680 UJ	400 U	460 UJ
2,4-Dichlorophenol	330		690 UJ	430 UJ	600 UJ	760 UJ	810 UJ	680 UJ	400 U	460 UJ
1,2,4-Trichlorobenzene	330		690 UJ	430 UJ	600 UJ	760 UJ	810 UJ	680 UJ	400 U	460 UJ
Naphthalene	330		110 J	340 J	84 J	760 UJ	810 UJ	680 UJ	400 U	450 J
4-Chloroaniline	330		690 UJ	430 UJ	600 UJ	760 UJ	810 UJ	680 UJ	400 U	460 UJ
Hexachlorobutadiene	330		690 UJ	430 UJ	600 UJ	760 UJ	810 UJ	680 UJ	400 U	460 UJ
4-Chloro-3-Methylphenol	330		690 UJ	430 UJ	600 UJ	760 UJ	810 UJ	680 UJ	400 U	460 UJ
2-Methylnaphthalene	330		110 J	1600 J	120 J	760 UJ	810 UJ	680 UJ	400 U	560 J
Hexachlorocyclopentadiene	330		R	R	R	R	R	R	R	R
2,4,6-Trichlorophenol	330		690 UJ	430 UJ	600 UJ	760 UJ	810 UJ	680 UJ	400 U	460 UJ
2,4,5-Trichlorophenol	800		1700 UJ	1000 UJ	1400 UJ	1800 UJ	2000 UJ	1600 UJ	950 U	1100 UJ
2-Chloronaphthalene	330		690 UJ	430 UJ	600 UJ	760 UJ	810 UJ	680 UJ	400 U	460 UJ
2-Nitroaniline	800		1700 UJ	1000 UJ	1400 UJ	1800 UJ	2000 UJ	1600 UJ	950 U	1100 UJ
Dimethylphthalate	330		690 UJ	430 UJ	600 UJ	760 UJ	810 UJ	680 UJ	400 U	460 UJ
Acenaphthylene	330		690 UJ	430 UJ	600 UJ	760 UJ	810 UJ	680 UJ	400 U	460 UJ
2,6-Dinitrotoluene	330		690 UJ	430 UJ	600 UJ	760 UJ	810 UJ	680 UJ	400 U	460 UJ

Site: SOIL BORINGS

U: not detected R: unusable

J: estimated

Table 2
Validation / Summary Table

LOCATION:	BS-101	BS-102	BS-103	BS-104	BS-105	BS-106	BS-107	BS-108
DEPTH:	6	8	10	8	10	12	14	8
ISIS ID:	HFBS101XX694XX	HFBS102XX894XX	HFBS103X1094XX	HFBS104XX894XX	HFBS105X1094XX	HFBS106X1294XX	HFBS107X1494XX	HFBS108XX894XX
LAB NUMBER:	2235104	2235103	2235105	2235106	2235107	2236602	2236601	2235102
DATE SAMPLED:	10/20/94	10/20/94	10/20/94	10/21/94	10/21/94	10/24/94	10/24/94	10/19/94
DATE EXTRACTED:	10/25/94	10/25/94	10/25/94	10/25/94	10/25/94	10/28/94	10/28/94	10/25/94
DATE ANALYZED:	12/01/94	12/02/94	12/02/94	12/02/94	12/02/94	11/30/94	11/30/94	12/02/94

ANALYTE	SOW-3/90 - 11	CRQL								
3-Nitroaniline	800	1700 UJ	1000 UJ	1400 UJ	1800 UJ	2000 UJ	1600 UJ	950 U	1100 UJ	
Acenaphthene	330	690 UJ	390 J	600 UJ	760 UJ	810 UJ	680 UJ	400 U	460 UJ	
2,4-Dinitrophenol	800	1700 UJ	1000 UJ	1400 UJ	1800 UJ	2000 UJ	1600 UJ	950 U	1100 UJ	
4-Nitrophenol	800	1700 UJ	1000 UJ	1400 UJ	1800 UJ	2000 UJ	1600 UJ	950 U	1100 UJ	
Dibenzofuran	330	690 UJ	430 UJ	600 UJ	760 UJ	810 UJ	680 UJ	400 U	290 J	
2,4-Dinitrotoluene	330	690 UJ	430 UJ	600 UJ	760 UJ	810 UJ	680 UJ	400 U	460 UJ	
Diethylphthalate	330	690 UJ	430 UJ	600 UJ	760 UJ	810 UJ	680 UJ	400 U	460 UJ	
4-Chlorophenyl-phenylether	330	690 UJ	430 UJ	600 UJ	760 UJ	810 UJ	680 UJ	400 U	460 UJ	
Fluorene	330	690 UJ	380 J	600 UJ	760 UJ	810 UJ	680 UJ	400 U	460 UJ	
4-Nitroaniline	800	1700 UJ	1000 UJ	1400 UJ	1800 UJ	2000 UJ	1600 UJ	950 U	1100 UJ	
4,6-Dinitro-2-methylphenol	800	1700 UJ	1000 UJ	1400 UJ	1800 UJ	2000 UJ	1600 UJ	950 U	1100 UJ	
N-Nitrosodiphenylamine	330	690 UJ	430 UJ	600 UJ	760 UJ	810 UJ	680 UJ	400 U	460 UJ	
4-Bromophenyl-phenylether	330	690 UJ	430 UJ	600 UJ	760 UJ	810 UJ	680 UJ	400 U	460 UJ	
Hexachlorobenzene	330	690 UJ	430 UJ	600 UJ	760 UJ	810 UJ	680 UJ	400 U	460 UJ	
Pentachlorophenol	800	1700 UJ	1000 UJ	1400 UJ	1800 UJ	2000 UJ	1600 UJ	950 U	1100 UJ	
Phenanthrene	330	81 J	1200 J	370 J	760 UJ	810 UJ	680 UJ	400 U	550 J	
Anthracene	330	690 UJ	160 J	600 UJ	760 UJ	810 UJ	680 UJ	400 U	460 UJ	
Carbazole	330	690 UJ	430 U	600 UJ	760 UJ	810 UJ	680 UJ	400 U	460 UJ	
Di-n-butylphthalate	330	690 UJ	430 UJ	600 UJ	760 UJ	810 UJ	680 UJ	400 U	460 UJ	
Fluoranthene	330	690 UJ	710 J	230 J	760 UJ	810 UJ	680 UJ	400 U	280 J	
Pyrene	330	690 UJ	580 J	260 J	760 UJ	810 UJ	680 UJ	400 U	250 J	
Butylbenzylphthalate	330	690 UJ	430 UJ	600 UJ	760 UJ	810 UJ	680 UJ	400 U	460 UJ	
3,3'-Dichlorobenzidine	330	690 UJ	430 UJ	600 UJ	760 UJ	810 UJ	680 UJ	400 U	460 UJ	
Benzo(a)Anthracene	330	690 UJ	400 J	100 J	760 UJ	810 UJ	680 UJ	400 U	180 J	
Chrysene	330	690 UJ	470 J	160 J	760 UJ	810 UJ	680 UJ	400 U	260 J	
bis(2-Ethylhexyl)phthalate	330	690 UJ	430 UJ	600 UJ	760 UJ	810 UJ	680 U	400 U	460 UJ	
Di-n-octylphthalate	330	690 UJ	430 UJ	600 UJ	760 UJ	810 UJ	680 UJ	400 U	460 UJ	
Benzo(b)Fluoranthene	330	690 UJ	450 J	87 J	760 UJ	810 UJ	680 UJ	400 U	140 J	
Benzo(k)Fluoranthene	330	690 UJ	470 J	80 J	760 UJ	810 UJ	680 UJ	400 U	120 J	
Benzo(a)Pyrene	330	690 UJ	430 J	62 J	760 UJ	810 UJ	680 UJ	400 U	79 J	
Indeno(1,2,3-c,d)Pyrene	330	690 UJ	270 J	600 UJ	760 UJ	810 UJ	680 UJ	400 U	460 UJ	
Dibenz(a,h)Anthracene	330	690 UJ	430 UJ	600 UJ	760 UJ	810 UJ	680 UJ	400 U	460 UJ	
Benzo(g,h,i)perylene	330	690 UJ	93 J	600 UJ	760 UJ	810 UJ	680 UJ	400 U	460 UJ	

Dilution Factor:	1.00	1.00	1.00	1.00	1.00	1.00	1.00	1.00	1.00
Percent Solids:	48	77	56	44	41	49	84	72	
Sample Volume\Weight (ml\g):	30.0	30.0	30.0	30.0	30.0	30.0	30.0	30.0	30.0

Associated Method Blank:	R1658.D	R1658.D	R1658.D	R1658.D	R1658.D	R1597.D	R1597.D	R1658.D
Associated Equipment Blank:	HFQSXX9XXX94XX	HFQSXX9XXX94XX	HFQSXX9XXX94XX	HFQSXX9XXX94XX	HFQSXX9XXX94XX	HFQSXX9XXX94XX	HFQSXX9XXX94XX	HFQSXX9XXX94XX
Associated Field Blank:	-	-	-	-	-	-	-	-

Site: SOIL BORINGS

U: not detected R: unusable
J: estimated

Table 2
Validation / Summary Table

LOCATION:	BS-109	BS-110 DUP	BS-110
DEPTH:	7	12	12
ISIS ID:	HFBS109XX794XX	HFBS110X1294XD	HFBS110X1294XX
LAB NUMBER:	2235101	2232313	2232312
DATE SAMPLED:	10/19/94	10/18/94	10/18/94
DATE EXTRACTED:	10/25/94	10/21/94	10/21/94
DATE ANALYZED:	12/01/94	12/02/94	12/02/94

ANALYTE	SOW-3/90 - II	CRQL			
Phenol	330	370	U	410	UJ
bis(2-Chloroethyl)ether	330	370	U	410	UJ
2-Chlorophenol	330	370	U	410	UJ
1,3-Dichlorobenzene	330	370	U	410	UJ
1,4-Dichlorobenzene	330	370	U	410	UJ
1,2-Dichlorobenzene	330	370	U	410	UJ
2-Methylphenol	330	370	U	410	UJ
2,2'-oxybis(1-Chloropropane)	330	370	U	410	UJ
4-Methylphenol	330	370	U	410	UJ
N-Nitroso-di-n-propylamine	330	370	U	410	UJ
Hexachloroethane	330	370	U	410	UJ
Nitrobenzene	330	370	U	410	UJ
Isophorone	330	370	U	410	UJ
2-Nitrophenol	330	370	U	410	UJ
2,4-Dimethylphenol	330	370	U	410	UJ
bis(2-Chloroethoxy)methane	330	370	U	410	UJ
2,4-Dichlorophenol	330	370	U	410	UJ
1,2,4-Trichlorobenzene	330	370	U	410	UJ
Naphthalene	330	370	U	410	UJ
4-Chloroaniline	330	370	U	410	UJ
Hexachlorobutadiene	330	370	U	410	UJ
4-Chloro-3-Methylphenol	330	370	U	410	UJ
2-Methylnaphthalene	330	370	U	410	UJ
Hexachlorocyclopentadiene	330		R	410	UJ
2,4,6-Trichlorophenol	330	370	U	410	UJ
2,4,5-Trichlorophenol	800	890	U	980	UJ
2-Chloronaphthalene	330	370	U	410	UJ
2-Nitroaniline	800	890	U	980	UJ
Dimethylphthalate	330	370	U	410	UJ
Acenaphthylene	330	370	U	410	UJ
2,6-Dinitrotoluene	330	370	U	410	UJ

Site: SOIL BORINGS

U: not detected R: unusable
J: estimated

Table 2
Validation / Summary Table

LOCATION:	BS-109	BS-110 DUP	BS-110
DEPTH:	7	12	12
ISIS ID:	HFBS109XX794XX	HFBS110X1294XD	HFBS110X1294XX
LAB NUMBER:	2235101	2232313	2232312
DATE SAMPLED:	10/19/94	10/18/94	10/18/94
DATE EXTRACTED:	10/25/94	10/21/94	10/21/94
DATE ANALYZED:	12/01/94	12/02/94	12/02/94

ANALYTE	SOW-3/90 - II	CRQL			
3-Nitroaniline	800	890 U	980 UJ	980 UJ	
Acenaphthene	330	370 U	410 UJ	410 UJ	
2,4-Dinitrophenol	800	890 U	980 UJ	980 UJ	
4-Nitrophenol	800	890 U	980 UJ	980 UJ	
Dibenzofuran	330	370 U	410 UJ	410 UJ	
2,4-Dinitrotoluene	330	370 U	410 UJ	410 UJ	
Diethylphthalate	330	370 U	410 UJ	410 UJ	
4-Chlorophenyl-phenylether	330	370 U	410 UJ	410 UJ	
Fluorene	330	370 U	410 UJ	410 UJ	
4-Nitroaniline	800	890 U	980 UJ	980 UJ	
4,6-Dinitro-2-methylphenol	800	890 U	980 UJ	980 UJ	
N-Nitrosodiphenylamine	330	370 U	410 UJ	410 UJ	
4-Bromophenyl-phenylether	330	370 U	410 UJ	410 UJ	
Hexachlorobenzene	330	370 U	410 UJ	410 UJ	
Pentachlorophenol	800	890 U	980 UJ	980 UJ	
Phenanthrene	330	370 U	410 UJ	410 UJ	
Anthracene	330	370 U	410 UJ	410 UJ	
Carbazole	330	370 U	410 UJ	410 UJ	
Di-n-butylphthalate	330	370 U	410 UJ	410 UJ	
Fluoranthene	330	370 U	410 UJ	410 UJ	
Pyrene	330	370 U	410 UJ	410 UJ	
Butylbenzylphthalate	330	370 U	410 UJ	410 UJ	
3,3'-Dichlorobenzidine	330	370 U	410 UJ	410 UJ	
Benzo(a)Anthracene	330	370 UJ	410 UJ	410 UJ	
Chrysene	330	370 U	410 UJ	410 UJ	
bis(2-Ethylhexyl)phthalate	330	370 UJ	410 UJ	960 J	
Di-n-octylphthalate	330	370 U	410 UJ	410 UJ	
Benzo(b)Fluoranthene	330	370 U	410 UJ	410 UJ	
Benzo(k)Fluoranthene	330	370 U	410 UJ	410 UJ	
Benzo(a)Pyrene	330	370 U	410 UJ	410 UJ	
Indeno(1,2,3-c,d)Pyrene	330	370 U	410 UJ	410 UJ	
Dibenz(a,h)Anthracene	330	370 U	410 UJ	410 UJ	
Benzo(g,h,i)perylene	330	370 U	410 UJ	410 UJ	

Dilution Factor:	1.00	1.00	1.00
Percent Solids:	90	82	82
Sample Volume\Weight (mL\g):	30.0	30.0	30.0

Associated Method Blank:	R1658.D	Q1795.D	Q1795.D
Associated Equipment Blank:	HFQ5XX9XXX94XX	HFQ5XX9XXX94XX	HFQ5XX9XXX94XX
Associated Field Blank:	-	-	-

Site: SOIL BORINGS

U: not detected R: unusable

J: estimated

Table 2
Validation / Summary Table

LOCATION:	WT-101 DUP	WT-101	WT-102
ISIS ID:	HFWT101XXX94XD	HFWT101XXX94XX	HFWT102XXX94XX
LAB NUMBER:	2228908	2228905	2228909
DATE SAMPLED:	10/13/94	10/13/94	10/13/94
DATE EXTRACTED:	10/19/94	10/19/94	10/19/94
DATE ANALYZED:	11/27/94	11/27/94	11/28/94

ANALYTE	SOW-3/90 - 11	CRQL			
alpha-BHC	1.7		R	R	R
beta-BHC	1.7		R	R	R
delta-BHC	1.7		R	R	R
gamma-BHC (Lindane)	1.7		R	R	R
Heptachlor	1.7		R	R	R
Aldrin	1.7		R	R	R
Heptachlor Epoxide	1.7		R	R	R
Endosulfan I	1.7		R	R	R
Dieldrin	3.3		R	R	R
4,4'-DDE	3.3		R	R	R
Endrin	3.3		R	R	J
Endosulfan II	3.3		R	R	160
4,4'-DDD	3.3		R	R	R
Endrin Aldehyde	3.3		R	R	R
Endosulfan Sulfate	3.3		R	R	R
4,4'-DDT	3.3		R	R	R
Methoxychlor	17		R	R	R
Endrin Ketone	3.3		R	R	R
alpha-Chlordane	1.7		R	R	R
gamma-Chlordane	1.7		R	R	R
Toxaphene	170		R	R	R
Aroclor-1016	33		R	R	R
Aroclor-1221	67		R	R	R
Aroclor-1232	33		R	R	R
Aroclor-1242	33		R	R	R
Aroclor-1248	33		R	R	R
Aroclor-1254	33		R	R	R
Aroclor-1260	33		R	R	R

Dilution Factor:	1.00	1.00	1.00
Percent Solids:	95	94	91
Sample Volume\Weight (ml\g):	1.00	1.00	1.00

Associated Method Blank:	PMB1019B	PMB1019B	PMB1019B
Associated Equipment Blank:	HFQsXX5XXX94XX	HFQsXX5XXX94XX	HFQsXX5XXX94XX
Associated Field Blank:			

Site: WASTE
J: estimated
R: unusable

Table 2
Validation / Summary Table

LOCATION:	WT-101 DUP	WT-101	WT-102
ISIS ID:	HFWT101XXX94XD	HFWT101XXX94XX	HFWT102XXX94XX
LAB NUMBER:	228908	228905	228909
DATE SAMPLED:	10/13/94	10/13/94	10/13/94

ANALYTE	SOW-3/90 - II	CRDL			
Aluminum	40	14500	11300	360	
Antimony	12	12.9	6.7	826	U
Arsenic	2	3.4	3.6	4.9	J
Barium	40	142	119	4.8	J
Beryllium	1	3.2	2.2	0.34	U
Cadmium	1	2.9	3.6	0.34	U
Calcium	1000	75000	60900	2320	
Chromium	2	39.2	51.6	0.85	U
Cobalt	10	4.6	4.3	1.0	U
Copper	5	93.7	80.1	8.9	J
Iron	20	40000	45000	668	
Lead	0.6	229	182	6050	J
Magnesium	1000	15000	12400	439	J
Manganese	3	1420	1870	48.6	
Mercury	0.1	0.12	0.11	0.11	U
Nickel	8	18.6	26.1	4.4	U
Potassium	1000	734	555	142	U
Selenium	1				R
Silver	2	0.98	0.89	0.85	UJ
Sodium	1000	511	481	135	J
Thallium	2	1.6	1.1	1.1	U
Vanadium	10	15.8	19.3	2.9	U
Zinc	4	1060	1330	29.5	
Cyanide	1	0.80	0.51	0.67	UJ
=====					
Percent Solids:		95	94	91	

Associated Method Blank:	MBHANNA6S	MBHANNA6S	MBHANNA6S
Associated Equipment Blank:	HFQSXX5XXX94XX	HFQSXX5XXX94XX	HFQSXX5XXX94XX
Associated Field Blank:	-	-	-

Site: WASTE

U: not detected R: unusable

J: estimated

Table 1
Laboratory Report of Analysis

LOCATION:	BS-101	BS-102	BS-103	BS-104	BS-105	BS-106	BS-107	BS-108
DEPTH:	6	8	10	8	10	12	14	8
ISIS ID:	HFBS101XX694XX	HFBS102XX894XX	HFBS103X1094XX	HFBS104XX894XX	HFBS105X1094XX	HFBS106X1294XX	HFBS107X1494XX	HFBS108XX894XX
LAB NUMBER:	2235104	2235103	2235105	2235106	2235107	2236602	2236601	2235102
DATE SAMPLED:	10/20/94	10/20/94	10/20/94	10/21/94	10/21/94	10/21/94	10/24/94	10/19/94
DATE EXTRACTED:	10/25/94	10/25/94	10/25/94	10/25/94	10/25/94	10/28/94	10/28/94	10/25/94
DATE ANALYZED:	12/01/94	12/01/94	12/01/94	12/01/94	12/02/94	12/04/94	12/04/94	12/01/94

ANALYTE	SOW-3/90 - II	CRQL	BS-101	BS-102	BS-103	BS-104	BS-105	BS-106	BS-107	BS-108
alpha-BHC	1.7		3.5 U	2.2 U	3.0 U	3.9 U	4.1 U	3.5 U	2.0 U	2.4 U
beta-BHC	1.7		3.5 U	2.2 U	3.0 U	3.9 U	4.1 U	3.5 U	2.0 U	2.4 U
delta-BHC	1.7		3.5 U	2.2 U	3.0 U	3.9 U	4.1 U	3.5 U	2.0 U	2.4 U
gamma-BHC (Lindane)	1.7		3.5 U	2.2 U	3.0 U	3.9 U	4.1 U	3.5 U	2.0 U	2.4 U
Heptachlor	1.7		3.5 U	2.2 U	3.0 U	3.9 U	4.1 U	3.5 U	2.0 U	2.4 U
Aldrin	1.7		3.5 U	2.2 U	3.0 U	3.9 U	4.1 U	3.5 U	2.0 U	2.4 U
Heptachlor Epoxide	1.7		3.5 U	2.2 U	3.0 U	3.9 U	4.1 U	3.5 U	2.0 U	2.4 U
Endosulfan I	1.7		3.5 U	2.2 U	3.0 U	3.9 U	4.1 U	3.5 U	2.0 U	2.4 U
Dieldrin	3.3		6.9 U	4.3 U	5.9 U	7.5 U	8.0 U	6.7 U	3.9 U	4.6 U
4,4'-DDE	3.3		6.9 U	4.3 U	5.9 U	7.5 U	8.0 U	6.7 U	3.9 U	4.6 U
Endrin	3.3		6.9 U	4.3 U	5.9 U	7.5 U	8.0 U	6.7 U	3.9 U	4.6 U
Endosulfan II	3.3		6.9 U	4.3 U	5.9 U	7.5 U	8.0 U	6.7 U	3.9 U	4.6 U
4,4'-DDD	3.3		6.9 U	4.3 U	5.9 U	7.5 U	8.0 U	6.7 U	3.9 U	4.6 U
Endrin Aldehyde	3.3		6.9 U	4.3 U	5.9 U	7.5 U	8.0 U	6.7 U	3.9 U	4.6 U
Endosulfan Sulfate	3.3		6.9 U	4.3 U	5.9 U	7.5 U	8.0 U	6.7 U	3.9 U	4.6 U
4,4'-DDT	3.3		6.9 U	4.3 U	5.9 U	7.5 U	8.0 U	6.7 U	3.9 U	4.6 U
Methoxychlor	17		35 U	22 U	30 U	39 U	41 U	35 U	20 U	24 U
Endrin Ketone	3.3		6.9 U	4.3 U	5.9 U	7.5 U	8.0 U	6.7 U	3.9 U	4.6 U
alpha-Chlordane	1.7		3.5 U	2.2 U	3.0 U	3.9 U	4.1 U	3.5 U	2.0 U	2.4 U
gamma-Chlordane	1.7		3.5 U	2.2 U	3.0 U	3.9 U	4.1 U	3.5 U	2.0 U	2.4 U
Toxaphene	170		350 U	220 U	300 U	390 U	410 U	350 U	200 U	240 U
Aroclor-1016	33		69 U	43 U	59 U	75 U	80 U	67 U	39 U	46 U
Aroclor-1221	67		140 U	87 U	120 U	150 U	160 U	140 U	80 U	93 U
Aroclor-1232	33		69 U	43 U	59 U	75 U	80 U	67 U	39 U	46 U
Aroclor-1242	33		69 U	43 U	59 U	75 U	80 U	67 U	39 U	46 U
Aroclor-1248	33		69 U	43 U	59 U	75 U	80 U	67 U	39 U	46 U
Aroclor-1254	33		69 U	43 U	59 U	75 U	80 U	67 U	39 U	46 U
Aroclor-1260	33		69 U	43 U	59 U	75 U	80 U	67 U	39 U	46 U

Dilution Factor:	1.00	1.00	1.00	1.00	1.00	1.00	1.00	1.00	1.00
Percent Solids:	48	77	56	44	41	49	84	72	
Sample Volume\Weight (ml\g):	30.0	30.0	30.0	30.0	30.0	30.0	30.0	30.0	30.0

Associated Method Blank:	PSB1025A1	PSB1025A1	PSB1025A1	PSB1025A1	PSB1025A1	PSB1028A	PSB1028A	PSB1025A1
Associated Equipment Blank:	HFQSXX9XXX94XX	HFQSXX9XXX94XX	HFQSXX9XXX94XX	HFQSXX9XXX94XX	HFQSXX9XXX94XX	HFQSXX9XXX94XX	HFQSXX9XXX94XX	HFQSXX9XXX94XX
Associated Field Blank:	-	-	-	-	-	-	-	-

Site: SOIL BORINGS
U: not detected

Table 1
Laboratory Report of Analysis

LOCATION:	BS-109	BS-110 DUP	BS-110
DEPTH:	7	12	12
ISIS ID:	HFBS109XX794XX	HFBS110X1294XD	HFBS110X1294XX
LAB NUMBER:	2235101	2232313	2232312
DATE SAMPLED:	10/19/94	10/18/94	10/18/94
DATE EXTRACTED:	10/25/94	10/21/94	10/21/94
DATE ANALYZED:	12/01/94	11/29/94	11/29/94

ANALYTE	SOW-3/90 - II	CRQL			
alpha-BHC	1.7	1.9 U	2.1 U	2.1 U	2.1 U
beta-BHC	1.7	1.9 U	2.1 U	2.1 U	2.1 U
delta-BHC	1.7	1.9 U	2.1 U	2.1 U	2.1 U
gamma-BHC (Lindane)	1.7	1.9 U	2.1 U	2.1 U	2.1 U
Heptachlor	1.7	1.9 U	2.1 U	2.1 U	2.1 U
Aldrin	1.7	1.9 U	2.1 U	2.1 U	2.1 U
Heptachlor Epoxide	1.7	1.9 U	2.1 U	2.1 U	2.1 U
Endosulfan I	1.7	1.9 U	2.1 U	2.1 U	2.1 U
Dieldrin	3.3	3.7 U	4.0 U	4.0 U	4.0 U
4,4'-DDE	3.3	3.7 U	4.0 U	4.0 U	4.0 U
Endrin	3.3	3.7 U	4.0 U	4.0 U	4.0 U
Endosulfan II	3.3	3.7 U	4.0 U	4.0 U	4.0 U
4,4'-DDD	3.3	3.7 U	4.0 U	4.0 U	4.0 U
Endrin Aldehyde	3.3	3.7 U	4.0 U	4.0 U	4.0 U
Endosulfan Sulfate	3.3	3.7 U	4.0 U	4.0 U	4.0 U
4,4'-DDT	3.3	3.7 U	4.0 U	4.0 U	4.0 U
Methoxychlor	17	19 U	21 U	21 U	21 U
Endrin Ketone	3.3	3.7 U	4.0 U	4.0 U	4.0 U
alpha-Chlordane	1.7	1.9 U	2.1 U	2.1 U	2.1 U
gamma-Chlordane	1.7	1.9 U	2.1 U	2.1 U	2.1 U
Toxaphene	170	190 U	210 U	210 U	210 U
Aroclor-1016	33	37 U	40 U	40 U	40 U
Aroclor-1221	67	74 U	82 U	82 U	82 U
Aroclor-1232	33	37 U	40 U	40 U	40 U
Aroclor-1242	33	37 U	40 U	40 U	40 U
Aroclor-1248	33	37 U	40 U	40 U	40 U
Aroclor-1254	33	37 U	40 U	40 U	40 U
Aroclor-1260	33	37 U	40 U	40 U	40 U

Dilution Factor:	1.00	1.00	1.00
Percent Solids:	90	82	82
Sample Volume\Weight (ml\g):	30.0	30.0	30.0

Associated Method Blank:	PSB1025A1	PSB1021B	PSB1021B
Associated Equipment Blank:	HFQSXX9XXX94XX	HFQSXX9XXX94XX	HFQSXX9XXX94XX
Associated Field Blank:	-	-	-

Site: SOIL BORINGS
U: not detected

Table 2
Validation / Summary Table

LOCATION:	BS-101	BS-102	BS-103	BS-104	BS-105	BS-106	BS-107	BS-108
DEPTH:	6	8	10	8	10	12	14	8
ISIS ID:	HFBS101XX694XX	HFBS102XX894XX	HFBS103X1094XX	HFBS104XX894XX	HFBS105X1094XX	HFBS106X1294XX	HFBS107X1494XX	HFBS108XX894XX
LAB NUMBER:	2235104	2235103	2235105	2235106	2235107	2236602	2236601	2235102
DATE SAMPLED:	10/20/94	10/20/94	10/20/94	10/21/94	10/21/94	10/24/94	10/24/94	10/19/94
DATE EXTRACTED:	10/25/94	10/25/94	10/25/94	10/25/94	10/25/94	10/28/94	10/28/94	10/25/94
DATE ANALYZED:	12/01/94	12/01/94	12/01/94	12/01/94	12/02/94	12/04/94	12/04/94	12/01/94

ANALYTE	SOW-3/90 - 11	CRQL								
alpha-BHC	1.7	3.5 UJ	2.2 UJ	3.0 UJ	3.9 UJ	4.1 UJ	3.5 UJ	2.0 U	2.4 UJ	
beta-BHC	1.7	3.5 UJ	2.2 UJ	3.0 UJ	3.9 UJ	4.1 UJ	3.5 UJ	2.0 U	2.4 UJ	
delta-BHC	1.7	3.5 UJ	2.2 UJ	3.0 UJ	3.9 UJ	4.1 UJ	3.5 UJ	2.0 UJ	2.4 UJ	
gamma-BHC (Lindane)	1.7	3.5 UJ	2.2 UJ	3.0 UJ	3.9 UJ	4.1 UJ	3.5 UJ	2.0 U	2.4 UJ	
Heptachlor	1.7	3.5 UJ	2.2 UJ	3.0 UJ	3.9 UJ	4.1 UJ	3.5 UJ	2.0 U	2.4 UJ	
Aldrin	1.7	3.5 UJ	2.2 UJ	3.0 UJ	3.9 UJ	4.1 UJ	3.5 UJ	2.0 U	2.4 UJ	
Heptachlor Epoxide	1.7	3.5 UJ	2.2 UJ	3.0 UJ	3.9 UJ	4.1 UJ	3.5 UJ	2.0 U	2.4 UJ	
Endosulfan I	1.7	3.5 UJ	2.2 UJ	3.0 UJ	3.9 UJ	4.1 UJ	3.5 UJ	2.0 U	2.4 UJ	
Dieldrin	3.3	6.9 UJ	4.3 UJ	5.9 UJ	7.5 UJ	8.0 UJ	6.7 UJ	3.9 U	4.6 UJ	
4,4'-DDE	3.3	6.9 UJ	4.3 UJ	5.9 UJ	7.5 UJ	8.0 UJ	6.7 UJ	3.9 U	4.6 UJ	
Endrin	3.3	6.9 UJ	4.3 UJ	5.9 UJ	7.5 UJ	8.0 UJ	6.7 UJ	3.9 U	4.6 UJ	
Endosulfan II	3.3	6.9 UJ	4.3 UJ	5.9 UJ	7.5 UJ	8.0 UJ	6.7 UJ	3.9 U	4.6 UJ	
4,4'-DDD	3.3	6.9 UJ	4.3 UJ	5.9 UJ	7.5 UJ	8.0 UJ	6.7 UJ	3.9 U	4.6 UJ	
Endrin Aldehyde	3.3	6.9 UJ	4.3 UJ	5.9 UJ	7.5 UJ	8.0 UJ	6.7 UJ	3.9 U	4.6 UJ	
Endosulfan Sulfate	3.3	6.9 UJ	4.3 UJ	5.9 UJ	7.5 UJ	8.0 UJ	6.7 UJ	3.9 U	4.6 UJ	
4,4'-DDT	3.3	6.9 UJ	4.3 UJ	5.9 UJ	7.5 UJ	8.0 UJ	6.7 UJ	3.9 U	4.6 UJ	
Methoxychlor	17	35 UJ	22 UJ	30 UJ	39 UJ	41 UJ	35 UJ	20 U	24 UJ	
Endrin Ketone	3.3	6.9 UJ	4.3 UJ	5.9 UJ	7.5 UJ	8.0 UJ	6.7 UJ	3.9 U	4.6 UJ	
alpha-Chlordane	1.7	3.5 UJ	2.2 UJ	3.0 UJ	3.9 UJ	4.1 UJ	3.5 UJ	2.0 U	2.4 UJ	
gamma-Chlordane	1.7	3.5 UJ	2.2 UJ	3.0 UJ	3.9 UJ	4.1 UJ	3.5 UJ	2.0 U	2.4 UJ	
Toxaphene	170	350 UJ	220 UJ	300 UJ	390 UJ	410 UJ	350 UJ	200 U	240 UJ	
Aroclor-1016	33	69 UJ	43 UJ	59 UJ	75 UJ	80 UJ	67 UJ	39 U	46 UJ	
Aroclor-1221	67	140 UJ	87 UJ	120 UJ	150 UJ	160 UJ	140 UJ	80 U	93 UJ	
Aroclor-1232	33	69 UJ	43 UJ	59 UJ	75 UJ	80 UJ	67 UJ	39 U	46 UJ	
Aroclor-1242	33	69 UJ	43 UJ	59 UJ	75 UJ	80 UJ	67 UJ	39 U	46 UJ	
Aroclor-1248	33	69 UJ	43 UJ	59 UJ	75 UJ	80 UJ	67 UJ	39 U	46 UJ	
Aroclor-1254	33	69 UJ	43 UJ	59 UJ	75 UJ	80 UJ	67 UJ	39 U	46 UJ	
Aroclor-1260	33	69 UJ	43 UJ	59 UJ	75 UJ	80 UJ	67 UJ	39 U	46 UJ	

Dilution Factor:	1.00	1.00	1.00	1.00	1.00	1.00	1.00	1.00	1.00
Percent Solids:	48	77	56	44	41	49	84	72	
Sample Volume\Weight (ml\g):	30.0	30.0	30.0	30.0	30.0	30.0	30.0	30.0	30.0

Associated Method Blank:	PSB1025A1	PSB1025A1	PSB1025A1	PSB1025A1	PSB1025A1	PSB1028A	PSB1028A	PSB1025A1
Associated Equipment Blank:	HFQSQX9XXX94XX	HFQSQX9XXX94XX	HFQSQX9XXX94XX	HFQSQX9XXX94XX	HFQSQX9XXX94XX	HFQSQX9XXX94XX	HFQSQX9XXX94XX	HFQSQX9XXX94XX
Associated Field Blank:	-	-	-	-	-	-	-	-

Site: SOIL BORINGS
 U: not detected
 J: estimated

Table 2
Validation / Summary Table

LOCATION:	BS-109	BS-110 DUP	BS-110
DEPTH:	7	12	12
ISIS ID:	HFBS109XX794XX	HFBS110X1294XD	HFBS110X1294XX
LAB NUMBER:	2235101	2232313	2232312
DATE SAMPLED:	10/19/94	10/18/94	10/18/94
DATE EXTRACTED:	10/25/94	10/21/94	10/21/94
DATE ANALYZED:	12/01/94	11/29/94	11/29/94

ANALYTE	SOW-3/90 - II	CRQL			
alpha-BHC	1.7	1.9	UJ	2.1	U
beta-BHC	1.7	1.9	UJ	2.1	U
delta-BHC	1.7	1.9	UJ	2.1	UJ
gamma-BHC (Lindane)	1.7	1.9	UJ	2.1	U
Heptachlor	1.7	1.9	UJ	2.1	U
Aldrin	1.7	1.9	UJ	2.1	U
Heptachlor Epoxide	1.7	1.9	UJ	2.1	U
Endosulfan I	1.7	1.9	UJ	2.1	U
Dieldrin	3.3	3.7	UJ	4.0	U
4,4'-DDE	3.3	3.7	UJ	4.0	U
Endrin	3.3	3.7	UJ	4.0	U
Endosulfan II	3.3	3.7	UJ	4.0	U
4,4'-DDD	3.3	3.7	UJ	4.0	U
Endrin Aldehyde	3.3	3.7	UJ	4.0	U
Endosulfan Sulfate	3.3	3.7	UJ	4.0	U
4,4'-DDT	3.3	3.7	UJ	4.0	U
Methoxychlor	17	19	UJ	21	U
Endrin Ketone	3.3	3.7	UJ	4.0	U
alpha-Chlordane	1.7	1.9	UJ	2.1	U
gamma-Chlordane	1.7	1.9	UJ	2.1	U
Toxaphene	170	190	UJ	210	U
Aroclor-1016	33	37	UJ	40	U
Aroclor-1221	67	74	UJ	82	U
Aroclor-1232	33	37	UJ	40	U
Aroclor-1242	33	37	UJ	40	U
Aroclor-1248	33	37	UJ	40	U
Aroclor-1254	33	37	UJ	40	U
Aroclor-1260	33	37	UJ	40	U

Dilution Factor:	1.00	1.00	1.00
Percent Solids:	90	82	82
Sample Volume/Weight (ml/g):	30.0	30.0	30.0

Associated Method Blank:	PSB1025A1	PSB1021B	PSB1021B
Associated Equipment Blank:	HFQSX9XXX94XX	HFQSX9XXX94XX	HFQSX9XXX94XX
Associated Field Blank:	-	-	-

Site: SOIL BORINGS
U: not detected
J: estimated

Table 1
Laboratory Report of Analysis

LOCATION:	BS-101	BS-102	BS-103	BS-104	BS-105	BS-106	BS-107	BS-108
DEPTH:	6	8	10	8	10	12	14	8
ISIS ID:	HFBS101XX694XX	HFBS102XX894XX	HFBS103X1094XX	HFBS104XX894XX	HFBS105X1094XX	HFBS106X1294XX	HFBS107X1494XX	HFBS108XX894XX
LAB NUMBER:	235104	235103	235105	235106	235107	236602	236601	235102
DATE SAMPLED:	10/20/94	10/20/94	10/20/94	10/21/94	10/21/94	10/24/94	10/24/94	10/19/94

ANALYTE	SOW-3/90 - II	CRDL	BS-101	BS-102	BS-103	BS-104	BS-105	BS-106	BS-107	BS-108
Aluminum	40		29900	15700	11800	35300	43600	69000	16600	6100
Antimony	12		15.8 U	21.1	31.7	16.3 U	18.2 U	13.0 U	8.6 U	13.9 B
Arsenic	2		35.1 SN	7.7 SN	36.9 N	4.0 UN	4.5 UN	6.7 U	20.8	15.8 SN
Barium	40		224	106	146	188	464	263	91.2	138
Beryllium	1		2.4	2.0	2.0	3.8	6.3	10.2	0.54 B	0.55 U
Cadmium	1		2.4 *	1.3 *	17.4 *	0.86 U*	0.96 U*	0.68 U	0.45 U	1.9 *
Calcium	1000		249000 *	77500 *	60600 *	132000 *	233000 *	221000	36700	19100 *
Chromium	2		53.4 *	15.5 *	38.6 *	2.1 U*	9.6 *	15.1	24.4	26.5 *
Cobalt	10		13.7 B	9.7 B	28.7	2.6 U	2.9 U	5.3 B	15.1	7.5 B
Copper	5		31.7 N	11.5 N	86.4 N	2.1 UN	7.3 BN	13.9	26.8	238 N
Iron	20		19300	87600	53300	1780	9450	30600	31600	38300
Lead	0.6		144 N*	47.8 N*	1830 N*	1.9 N*	113 SN*	3.0	11.4	564 N*
Magnesium	1000		5360 *	16900 *	12500 *	9220 *	16700 *	19900	13500	4550 *
Manganese	3		216 *	2260 *	7560 *	2710 *	2690 *	2040	524	800 *
Mercury	0.1		0.21 U	0.13 U	0.18 U	0.22 U	0.24 U	0.20 U	0.12 U	0.43
Nickel	8		25.6 *	9.2 *	49.7 *	11.1 U*	12.4 U*	8.9 U	37.3	22.6 *
Potassium	1000		53600	902 B	4990	655 B	1230 B	1330 B	3010	610 B
Selenium	1		8.0 +N	1.2 UN	1.7 UWN	2.0 UWN	2.3 UWN	4.5 +	1.2 U	1.2 UN
Silver	2		2.1 UN	1.1 UN	1.7 UN	2.1 UN	2.4 UN	1.7 U	1.1 U	1.4 UN
Sodium	1000		2090	906 B	992 B	522 B	1400 B	445 B	151 B	380 B
Thallium	2		4.2	1.2 U	5.0	2.0 U	2.3 U	1.7 U	1.2 U	1.2 U
Vanadium	10		62.2	36.6	95.1	7.3 U	13.8 B	30.0	39.0	20.1
Zinc	4		491 *	69.3 *	8750 *	5.4 B*	74.8 *	22.5	78.7	1260 *
Cyanide	1		1.1 UN	0.58 UN	17.5 N	32.1 N	3.9 N	42.4	0.62 U	0.63 UN
Percent Solids:			48	77	56	45	41	49	84	72

Associated Method Blank:	MBHANNA6S	MBHANNA6S	MBHANNA6S	MBHANNA6S	MBHANNA6S	SDGHANNA7	SDGHANNA7	MBHANNA6S
Associated Equipment Blank:	HFQSXX9XXX94XX	HFQSXX9XXX94XX	HFQSXX9XXX94XX	HFQSXX9XXX94XX	HFQSXX9XXX94XX	HFQSXX9XXX94XX	HFQSXX9XXX94XX	HFQSXX9XXX94XX
Associated Field Blank:								

Site: SOIL BORINGS

U: not detected S: method of standard additions *: duplicate analysis not met B: less than CRDL
 N: spike recovery not met W: post digestion spike not met +: coefficient < 0.995

Table 1
Laboratory Report of Analysis

LOCATION:	BS-109	BS-110 DUP	BS-110
DEPTH:	7	12	12
ISIS ID:	HFBS109XX794XX	HFBS110X1294XD	HFBS110X1294XX
LAB NUMBER:	235101	232313	232312
DATE SAMPLED:	10/19/94	10/18/94	10/18/94

ANALYTE	SOW-3/90 - II	CRDL			
Aluminum	40	7790		12400	10100
Antimony	12	7.8 U		8.0 U	8.9 U
Arsenic	2	2.0 N		4.7 SN	7.8 SN
Barium	40	17.0 B		94.1	81.9
Beryllium	1	0.41 U		0.63 B	0.62 B
Cadmium	1	0.41 U*		0.81 B*	0.81 B*
Calcium	1000	805 B*		49400 *	69700 *
Chromium	2	8.1 *		20.9 *	17.8 *
Cobalt	10	1.7 B		12.8	11.7 B
Copper	5	2.9 BN		19.3 N	22.4 N
Iron	20	9710		23600	23100
Lead	0.6	7.1 N*		24.0 N*	10.7 N*
Magnesium	1000	319 U*		16500 *	13000 *
Manganese	3	90.5 *		492 *	493 *
Mercury	0.1	0.11 U		0.12 U	0.12 U
Nickel	8	5.4 U*		28.9 *	27.1 *
Potassium	1000	416 B		2450	1870
Selenium	1	0.93 UN		1.2 UN	1.1 UN
Silver	2	1.0 UN		1.1 UN	1.2 UN
Sodium	1000	249 B		288 B	308 B
Thallium	2	0.93 U		1.2 U	1.1 U
Vanadium	10	13.2		31.5	26.1
Zinc	4	6.2 *		64.7 *	59.6 *
Cyanide	1	12.7 N		0.51 UN	0.59 UN
Percent Solids:			90	82	82

Associated Method Blank:	MBHANNA6S	MBHANNA6S	MBHANNA6S
Associated Equipment Blank:	HFQSXX9XXX94XX	HFQSXX9XXX94XX	HFQSXX9XXX94XX
Associated Field Blank:	-	-	-

Site: SOIL BORINGS

U: not detected S: method of standard additions *: duplicate analysis not met B: less than CRDL
N: spike recovery not met W: post digestion spike not met +: coefficient < 0.995

Table 2
Validation / Summary Table

LOCATION:	BS-101	BS-102	BS-103	BS-104	BS-105	BS-106	BS-107	BS-108
DEPTH:	6	8	10	8	10	12	14	8
ISIS ID:	HFBS101XX694XX	HFBS102XX894XX	HFBS103X1094XX	HFBS104XX894XX	HFBS105X1094XX	HFBS106X1294XX	HFBS107X1494XX	HFBS108XX894XX
LAB NUMBER:	235104	235103	235105	235106	235107	236602	236601	235102
DATE SAMPLED:	10/20/94	10/20/94	10/20/94	10/21/94	10/21/94	10/24/94	10/24/94	10/19/94

ANALYTE	SOW-3/90 - II	CRDL	BS-101	BS-102	BS-103	BS-104	BS-105	BS-106	BS-107	BS-108
Aluminum	40		29900 J	15700	11800	35300 J	43600 J	69000 J	16600	6100
Antimony	12		15.8 UJ	21.1	31.7	16.3 UJ	18.2 UJ	13.0 UJ	8.6 U	13.9 J
Arsenic	2		35.1 J	7.7	36.9	4.0 UJ	4.5 UJ	6.7 UJ	20.8	15.8
Barium	40		224 J	106	146	188 J	464 J	263 J	91.2	138
Beryllium	1		2.4 J	2.0	2.0	3.8 J	6.3 J	10.2 J	0.54 J	0.55 U
Cadmium	1		2.4 J	1.3	17.4	0.86 UJ	0.96 UJ	0.68 UJ	0.45 UJ	1.9
Calcium	1000		249000 J	77500	60600	132000 J	233000 J	221000 J	36700	19100
Chromium	2		53.4 J	15.5	38.6	2.1 UJ	9.6 J	15.1 J	24.4	26.5
Cobalt	10		13.7 J	9.7 J	28.7	2.6 UJ	2.9 UJ	5.3 J	15.1	7.5 J
Copper	5		31.7 J	11.5	86.4	2.1 UJ	7.3 J	13.9 J	26.8	238
Iron	20		19300 J	87600	53300	1780 J	9450 J	30600 J	31600	38300
Lead	0.6		144 J	47.8	1830	1.9 J	113 J	3.0 J	11.4 J	564
Magnesium	1000		5360 J	16900	12500	9220 J	16700 J	19900 J	13500	4550
Manganese	3		216 J	2260	7560	2710 J	2690 J	2040 J	524	800
Mercury	0.1		0.21 UJ	0.13 U	0.18 U	0.22 UJ	0.24 UJ	0.20 UJ	0.12 U	0.43
Nickel	8		25.6 J	9.2	49.7	11.1 UJ	12.4 UJ	8.9 UJ	37.3	22.6
Potassium	1000		53600 J	902 J	4990	655 J	1230 J	1330 J	3010	610 J
Selenium	1		R	1.2 UJ	1.7 UJ	2.0 UJ	2.3 UJ	4.5 J	1.2 UJ	1.2 UJ
Silver	2		2.1 UJ	1.1 U	1.7 U	2.1 UJ	2.4 UJ	1.7 UJ	1.1 U	1.4 U
Sodium	1000		2090 J	906 J	992 J	522 J	1400 J	445 J	151 J	380 J
Thallium	2		4.2 J	1.2 U	5.0	2.0 UJ	2.3 UJ	1.7 UJ	1.2 U	1.2 U
Vanadium	10		62.2 J	36.6	95.1	7.3 UJ	13.8 J	30.0 J	39.0	20.1
Zinc	4		491 J	69.3	8750	5.4 J	74.8 J	22.5 J	78.7	1260
Cyanide	1		1.1 UJ	0.58 UJ	17.5 J	32.1 J	3.9 J	42.4 J	0.62 UJ	0.63 UJ
Percent Solids:			48	77	56	45	41	49	84	72

Associated Method Blank:	MBHANNA6S	MBHANNA6S	MBHANNA6S	MBHANNA6S	MBHANNA6S	SDGHANNA7	SDGHANNA7	MBHANNA6S
Associated Equipment Blank:	HFQSXX9XXX94XX	HFQSXX9XXX94XX	HFQSXX9XXX94XX	HFQSXX9XXX94XX	HFQSXX9XXX94XX	HFQSXX9XXX94XX	HFQSXX9XXX94XX	HFQSXX9XXX94XX
Associated Field Blank:								

Site: SOIL BORINGS

U: not detected R: unusable
J: estimated

Table 2
Validation / Summary Table

LOCATION:	BS-109	BS-110 DUP	BS-110
DEPTH:	7	12	12
ISIS ID:	HFBS109XX794XX	HFBS110X1294XD	HFBS110X1294XX
LAB NUMBER:	235101	232313	232312
DATE SAMPLED:	10/19/94	10/18/94	10/18/94

ANALYTE	SOW-3/90 - II	CRDL			
Aluminum	40	7790		12400	10100
Antimony	12	7.8 U		8.0 U	8.9 U
Arsenic	2	2.0		4.7	7.8
Barium	40	17.0 J		94.1	81.9
Beryllium	1	0.41 U		0.63 J	0.62 J
Cadmium	1	0.41 U		0.81 J	0.81 J
Calcium	1000	805 J		49400	69700
Chromium	2	8.1 U		20.9	17.8
Cobalt	10	1.7 J		12.8	11.7 J
Copper	5	2.9 J		19.3	22.4
Iron	20	9710		23600	23100
Lead	0.6	7.1 J		24.0 J	10.7 J
Magnesium	1000	319 U		16500	13000
Manganese	3	90.5		492	493
Mercury	0.1	0.11 U		0.12 U	0.12 U
Nickel	8	5.4 U		28.9	27.1
Potassium	1000	416 J		2450	1870
Selenium	1	0.93 UJ		1.2 UJ	1.1 UJ
Silver	2	1.0 U		1.1 UJ	1.2 UJ
Sodium	1000	249 J		288 J	308 J
Thallium	2	0.93 U		1.2 U	1.1 U
Vanadium	10	13.2		31.5	26.1
Zinc	4	6.2		64.7	59.6
Cyanide	1	12.7 J		0.51 UJ	0.59 UJ
Percent Solids:			90	82	82

Associated Method Blank:	MBHANNA6S	MBHANNA6S	MBHANNA6S
Associated Equipment Blank:	HFQ5XX9XXX94XX	HFQ5XX9XXX94XX	HFQ5XX9XXX94XX
Associated Field Blank:			

Site: SOIL BORINGS

U: not detected R: unusable

J: estimated

TENTATIVELY IDENTIFIED COMPOUND (TIC) SUMMARY
NYSDEC-PSA-14 HANNA FURNACE SITE; FILE: 7169-01
AQUEOUS (ug\L)

VOLATILE

HFQTX11XXX94XX

unknown aromatic

27 J(2)

NO VOLATILE TIC'S WERE IDENTIFIED IN THE FOLLOWING SAMPLES:

HFCL109XXX94XX	HFSW106XXX94XX
HFQSXX2XXX94XX	HFSW104XXX94XX
HFSW101XXX94XX	
HFSW102XXX94XX	
HFSW102XXX94XD	

Data Qualifiers: J = estimated

TENTATIVELY IDENTIFIED COMPOUND (TIC) SUMMARY
NYSDEC-PSA-14 HANNA FURNACE SITE; FILE: 7169-02
AQUEOUS (ug\L)

VOLATILE

NO VOLATILE TIC'S WERE IDENTIFIED IN THE FOLLOWING SAMPLES:

HFCL101XXX94XX	HFCL105XXX94XX	HFQTXX2XXX94XX
HFCL101XXX94XD	HFCL106XXX94XX	HFQTXX3XXX94XX
HFCL102XXX94XX	HFCL107XXX94XX	HFSW103XXX94XX
HFCL103XXX94XX	HFCL108XXX94XX	HFSW105XXX94XX
HFCL104XXX94XX	HFQSXX7XXX94XX	HFSW107XXX94XX

TENTATIVELY IDENTIFIED COMPOUND (TIC) SUMMARY
NYSDEC-PSA-14 HANNA FURNACE SITE; FILE: 7169-03
AQUEOUS (ug/L)

VOLATILE

NO VOLATILE TIC'S WERE IDENTIFIED IN THE FOLLOWING SAMPLES:

HFQSXX6XXX94XX

SEMIVOLATILE

HFQSXX6XXX94XX

unknown

13 J(3)

Data Qualifiers: J = estimated

TENTATIVELY IDENTIFIED COMPOUND (TIC) SUMMARY
 NYSDEC-PSA-14 HANNA FURNACE SITE; FILE: 7169-03
 SOIL (ug/kg)

VOLATILE

	HFC101XXX94XD	HFC103XXX94XX	HFS107XXX94XX
unknown hydrocarbon	3700 J(2)	14000 J(3)	
trimethyl benzene isomer	2800 J	15000 J(3)	
methyl propyl benzene isomer	1300 J	2600 J	
unknown aromatic	1800 J	9200 J(2)	
unknown		3100 J	
trichlorobenzene isomer			23 J

NO VOLATILE TIC'S WERE IDENTIFIED IN THE FOLLOWING SAMPLES:

HFC101XXX94XX HFS103XXX94XX
 HFC102XXX94XX HFS105XXX94XX
 HFC104XXX94XX

SEMIVOLATILE

	HFC101XXX94XD	HFC101XXX94XX	HFC102XXX94XX	HFC103XXX94XX
unknown	27000 J	54000 J(3)	2000 J(12)	53000 J(12)
unknown aromatic	180000 J(9)	310000 J(9)	620 J(3)	25000
unknown hydrocarbon	230000 J(8)	270000 J(8)	480 J(3)	190000 J(7)

	HFC103XXX94XXDL	HFC104XXX94XX	HFC104XXX94XXDL	HFS103XXX94XX
unknown	110000 J(11)	7900 J(6)	16000 J(7)	3400 J(6)
unknown aromatic	168000 J(2)	36000 J(13)	39000 J(12)	260 J
unknown hydrocarbon	390000 J(5)			4000 J(12)

	HFS105XXX94XX	HFS107XXX94XX
unknown	110000 J(18)	4200 J(4)
unknown aromatic	7100 J	8100 J(7)
unknown hydrocarbon		11000 J(8)

Data Qualifiers: J = estimated

TENTATIVELY IDENTIFIED COMPOUND (TIC) SUMMARY
 NYSDEC-PSA-14 HANNA FURNACE SITE; FILE: 7169-04
 AQUEOUS (ug\L)

SEMIVOLATILE

	HFCL109XXX94XX	HFQ5XX2XXX94XX	HFSW101XXX94XX	HFSW102XXX94XD
unknown hydrocarbon	140 J(6)		21 J(3)	4 J
unknown	1000 J(18)	9 J(4)	5 J(2)	4 J

	HFSW102XXX94XX	HFSW102XXX94XXDL	HFSW104XXX94XX
unknown hydrocarbon	8 J(3)		
unknown	5 J(2)	25 J(2)	2 J
unknown aromatic	3 J		

NO SEMIVOLATILE TIC's WERE IDENTIFIED IN THE FOLLOWING SAMPLES:

HFSW106XXX94XX

Data Qualifiers: J = estimated

TENTATIVELY IDENTIFIED COMPOUND (TIC) SUMMARY
 NYSDEC-PSA-14 HANNA FURNACE SITE; FILE: 7169-07
 AQUEOUS (ug/L)

SEMIVOLATILE

	HFCL103XXX94XX	HFCL105XXX94XX	HFCL106XXX94XX	HFCL107XXX94XX
unknown unknown hydrocarbon	2 J	41 J(10)	61 J(12) 7 J(2)	3 J
	HFCL108XXX94XX	HFSW105XXX94XX	HFCL101XXX94XX	HFCL101XXX94XD
unknown unknown hydrocarbon unknown aromatic unknown naphthalene	3 J 6 J(2)	4 J 3 J	178 J(13) 5 J	49 J(8) 2 J 3 J

NO SEMIVOLATILE TIC's WERE IDENTIFIED IN THE FOLLOWING SAMPLES:

HFCL102XXX94XX
 HFCL104XXX94XX
 HFQSXX7XXX94XX
 HFSW103XXX94XX
 HFSW107XXX94XX

Data Qualifiers: J = estimated

TENTATIVELY IDENTIFIED COMPOUND (TIC) SUMMARY
NYSDEC-PSA-14 HANNA FURNACE SITE; FILE: 7169-09
AQUEOUS (ug\L)

VOLATILE

NO VOLATILE TIC'S WERE IDENTIFIED IN THE FOLLOWING SAMPLES:

HFQSXX1XXX94XX

TENTATIVELY IDENTIFIED COMPOUND (TIC) SUMMARY
 NYSDEC-PSA-14 HANNA FURNACE SITE; FILE: 7169-09
 SOIL (ug/kg)

VOLATILE

	HFSS116XXX94XX	HFSS125XXX94XX
unknown hydrocarbon	73 J(4)	
unknown	11 J	
trichlorobenzene isomer		9 J

NO VOLATILE TIC's WERE IDENTIFIED IN THE FOLLOWING SAMPLES:

HFSS101XXX94XX	HFSS105XXX94XX	HFSS115XXX94XD	HFSS124XXX94XX
HFSS101XXX94XD	HFSS106XXX94XX	HFSS117XXX94XX	
HFSS102XXX94XX	HFSS107XXX94XX	HFSS119XXX94XX	
HFSS103XXX94XX	HFSS108XXX94XX	HFSS120XXX94XX	
HFSS104XXX94XX	HFSS115XXX94XX	HFSS122XXX94XX	

Data Qualifiers: J = estimated

TENTATIVELY IDENTIFIED COMPOUND (TIC) SUMMARY
NYSDEC-PSA-14 HANNA FURNACE SITE; FILE: 7169-10
AQUEOUS (ug\L)

VOLATILE

HFQSXX5XXX94XX

naphthalene isomer

5 J

NO VOLATILE TIC'S WERE IDENTIFIED IN THE FOLLOWING SAMPLES:

HFQSXX3XXX94XX
HFQSXX4XXX94XX

Data Qualifiers: J = estimated

TENTATIVELY IDENTIFIED COMPOUND (TIC) SUMMARY
 NYSDEC-PSA-14 HANNA FURNACE SITE; FILE: 7169-10
 SOIL (ug/kg)

VOLATILE

	HFCD109XXX94XXRE	HFSS114XXX94XX	HFSS118XXX94XX
unknown hydrocarbon	300 J(6)	170 J(6)	
trichlorobenzene isomer	26 J		
unknown			37 J(2)

NO VOLATILE TIC'S WERE IDENTIFIED IN THE FOLLOWING SAMPLES:

HFSD101XXX94XX	HFSS110XXX94XX	HFSS121XXX94XX
HFSD102XXX94XD	HFSS111XXX94XD	HFSS123XXX94XX
HFSD102XXX94XX	HFSS111XXX94XX	
HFSD104XXX94XX	HFSS112XXX94XX	
HFSD109XXX94XX	HFSS113XXX94XX	

Data Qualifiers: J = estimated

TENTATIVELY IDENTIFIED COMPOUND (TIC) SUMMARY
NYSDEC-PSA-14 HANNA FURNACE SITE; FILE: 7169-11
SOIL (ug/kg)

VOLATILE

NO VOLATILE TICs WERE IDENTIFIED IN THE FOLLOWING SAMPLES:

HFBS106X1294XX
HFBS107X1494XX

SEMIVOLATILE

	HFBS106X1294XX	HFBS107X1494XX
unknown unknown hydrocarbon	140 J	830 J(7)

Data Qualifiers: J: estimated

TENTATIVELY IDENTIFIED COMPOUND (TIC) SUMMARY
NYSDEC-PSA-14 HANNA FURNACE SITE; FILE: 7169-12
AQUEOUS (ug\L)

VOLATILE

	HFQSXX8XXX94XX	HFQSXX9XXX94XX
naphthalene isomer	176 J(2)	16 J(2)

Data Qualifiers: J = estimated

Table 2
Validation / Summary Table

LOCATION:	WT-101 DUP	WT-101	WT-102
ISIS ID:	HFWT101XXX94XD	HFWT101XXX94XX	HFWT102XXX94XX
LAB NUMBER:	2228908	2228905	2228909 R
DATE SAMPLED:	10/13/94	10/13/94	10/13/94
DATE EXTRACTED:	10/19/94	10/19/94	10/19/94
DATE ANALYZED:	11/23/94	11/23/94	11/24/94

ANALYTE	SOW-3/90 - II	CRQL					
Phenol	10000	10000	UJ	11000	UJ	11000	UJ
bis(2-Chloroethyl)ether	10000	10000	UJ	11000	U	11000	UJ
2-Chlorophenol	10000	10000	UJ	11000	UJ	11000	UJ
1,3-Dichlorobenzene	10000	10000	UJ	11000	U	11000	UJ
1,4-Dichlorobenzene	10000	10000	UJ	11000	UJ	11000	UJ
1,2-Dichlorobenzene	10000	10000	UJ	11000	U	11000	UJ
2-Methylphenol	10000	10000	UJ	11000	UJ	11000	UJ
2,2'-oxybis(1-Chloropropane)	10000	10000	UJ	11000	U	11000	UJ
4-Methylphenol	10000	10000	UJ	11000	UJ	11000	UJ
N-Nitroso-di-n-propylamine	10000	10000	UJ	11000	UJ	11000	UJ
Hexachloroethane	10000	10000	UJ	11000	U	11000	UJ
Nitrobenzene	10000	10000	UJ	11000	U	11000	UJ
Isophorone	10000	10000	UJ	11000	U	11000	UJ
2-Nitrophenol	10000	10000	UJ	11000	UJ	11000	UJ
2,4-Dimethylphenol	10000	10000	UJ	11000	UJ	11000	UJ
bis(2-Chloroethoxy)methane	10000	10000	UJ	11000	U	11000	UJ
2,4-Dichlorophenol	10000	10000	UJ	11000	UJ	11000	UJ
1,2,4-Trichlorobenzene	10000	10000	UJ	11000	UJ	11000	UJ
Naphthalene	10000	10000	UJ	11000	U	11000	UJ
4-Chloroaniline	10000	10000	UJ	11000	U	11000	UJ
Hexachlorobutadiene	10000	10000	UJ	11000	U	11000	UJ
4-Chloro-3-Methylphenol	10000	10000	UJ	11000	UJ	11000	UJ
2-Methylnaphthalene	10000	10000	UJ	11000	U	11000	UJ
Hexachlorocyclopentadiene	10000		R		R	11000	UJ
2,4,6-Trichlorophenol	10000	10000	UJ	11000	UJ	11000	UJ
2,4,5-Trichlorophenol	25000	26000	UJ	26000	UJ	27000	UJ
2-Chloronaphthalene	10000	10000	UJ	11000	U	11000	UJ
2-Nitroaniline	25000	26000	UJ	26000	U	27000	UJ
Dimethylphthalate	10000	10000	UJ	11000	U	11000	UJ
Acenaphthylene	10000	10000	UJ	11000	U	11000	UJ
2,6-Dinitrotoluene	10000	10000	UJ	11000	U	11000	UJ

Site: WASTE

U: not detected

R: unusable

J: estimated

Table 2
Validation / Summary Table

LOCATION:	WT-101 DUP	WT-101	WT-102
ISIS ID:	HFWT101XXX94XD	HFWT101XXX94XX	HFWT102XXX94XX
LAB NUMBER:	2228908	2228905	2228909 R
DATE SAMPLED:	10/13/94	10/13/94	10/13/94
DATE EXTRACTED:	10/19/94	10/19/94	10/19/94
DATE ANALYZED:	11/23/94	11/23/94	11/24/94

ANALYTE	SOW-3/90 - II	CRQL			
3-Nitroaniline	25000	26000 UJ	26000 U	27000 UJ	
Acenaphthene	10000	10000 UJ	11000 UJ	11000 UJ	
2,4-Dinitrophenol	25000	26000 UJ	26000 UJ	27000 UJ	
4-Nitrophenol	25000	26000 UJ	26000 UJ	27000 UJ	
Dibenzofuran	10000	10000 UJ	11000 U	11000 UJ	
2,4-Dinitrotoluene	10000	10000 UJ	11000 UJ	11000 UJ	
Diethylphthalate	10000	10000 UJ	11000 U	11000 UJ	
4-Chlorophenyl-phenylether	10000	10000 UJ	11000 U	11000 UJ	
Fluorene	10000	10000 UJ	11000 U	1400 J	
4-Nitroaniline	25000	26000 UJ	26000 U	27000 UJ	
4,6-Dinitro-2-methylphenol	25000	26000 UJ	26000 UJ	27000 UJ	
N-Nitrosodiphenylamine	10000	10000 UJ	11000 U	11000 UJ	
4-Bromophenyl-phenylether	10000	10000 UJ	11000 U	11000 UJ	
Hexachlorobenzene	10000	10000 UJ	11000 U	11000 UJ	
Pentachlorophenol	25000	26000 UJ	26000 UJ	27000 UJ	
Phenanthrene	10000	10000 UJ	11000 U	8700 J	
Anthracene	10000	10000 UJ	11000 U	11000 UJ	
Carbazole	10000	10000 UJ	11000 U	11000 UJ	
Di-n-butylphthalate	10000	10000 UJ	11000 U	11000 UJ	
Fluoranthene	10000	10000 UJ	11000 U	11000 UJ	
Pyrene	10000	10000 UJ	11000 UJ	11000 UJ	
Butylbenzylphthalate	10000	10000 UJ	11000 U	11000 UJ	
3,3'-Dichlorobenzidine	10000	10000 UJ	11000 U	11000 UJ	
Benzo(a)Anthracene	10000	10000 UJ	11000 U	11000 UJ	
Chrysene	10000	10000 UJ	11000 U	11000 UJ	
bis(2-Ethylhexyl)phthalate	10000	10000 UJ	11000 U	11000 UJ	
Di-n-octylphthalate	10000	10000 UJ	11000 U	11000 UJ	
Benzo(b)Fluoranthene	10000	10000 UJ	11000 U	11000 UJ	
Benzo(k)Fluoranthene	10000	10000 UJ	11000 U	11000 UJ	
Benzo(a)Pyrene	10000	10000 UJ	11000 U	11000 UJ	
Indeno(1,2,3-c,d)Pyrene	10000	10000 UJ	11000 U	11000 UJ	
Dibenz(a,h)Anthracene	10000	10000 UJ	11000 U	11000 UJ	
Benzo(g,h,i)perylene	10000	10000 UJ	11000 U	11000 UJ	

Dilution Factor:	1.00	1.00	1.00
Percent Solids:	95	94	91
Sample Volume\Weight (ml\g):	1.00	1.00	1.00

Associated Method Blank:	Q1706.D	Q1706.D	Q1706.D
Associated Equipment Blank:	HFQSXX6XXX94XX	HFQSXX6XXX94XX	HFQSXX6XXX94XX
Associated Field Blank:	-	-	-

Site: WASTE

U: not detected R: unusable

J: estimated

Table 1
Laboratory Report of Analysis

LOCATION:	WT-101 DUP	WT-101	WT-102
ISIS ID:	HFWT101XXX94XD	HFWT101XXX94XX	HFWT102XXX94XX
LAB NUMBER:	2228908	2228905	2228909
DATE SAMPLED:	10/13/94	10/13/94	10/13/94
DATE EXTRACTED:	10/19/94	10/19/94	10/19/94
DATE ANALYZED:	11/27/94	11/27/94	11/28/94

ANALYTE	SOW-3/90 - II	CRQL			
alpha-BHC	1.7	54 U	54 U	56 U	
beta-BHC	1.7	54 U	54 U	56 U	
delta-BHC	1.7	54 U	54 U	56 U	
gamma-BHC (Lindane)	1.7	54 U	54 U	56 U	
Heptachlor	1.7	54 U	54 U	56 U	
Aldrin	1.7	54 U	54 U	56 U	
Heptachlor Epoxide	1.7	54 U	54 U	56 U	
Endosulfan I	1.7	54 U	54 U	56 U	
Dieldrin	3.3	100 U	110 U	110 U	
4,4'-DDE	3.3	100 U	110 U	110 U	
Endrin	3.3	100 U	110 U	160 P	
Endosulfan II	3.3	100 U	110 U	110 U	
4,4'-DDD	3.3	100 U	110 U	110 U	
Endrin Aldehyde	3.3	100 U	110 U	110 U	
Endosulfan Sulfate	3.3	100 U	110 U	110 U	
4,4'-DDT	3.3	100 U	110 U	110 U	
Methoxychlor	17	540 U	540 U	560 U	
Endrin Ketone	3.3	100 U	110 U	110 U	
alpha-Chlordane	1.7	54 U	54 U	56 U	
gamma-Chlordane	1.7	54 U	54 U	56 U	
Toxaphene	170	5400 U	5400 U	5600 U	
Aroclor-1016	33	1000 U	1100 U	1100 U	
Aroclor-1221	67	2100 U	2100 U	2200 U	
Aroclor-1232	33	1000 U	1100 U	1100 U	
Aroclor-1242	33	1000 U	1100 U	1100 U	
Aroclor-1248	33	1000 U	1100 U	1100 U	
Aroclor-1254	33	1000 U	1100 U	1100 U	
Aroclor-1260	33	1000 U	1100 U	1100 U	

Dilution Factor:	1.00	1.00	1.00
Percent Solids:	95	94	91
Sample Volume/Weight (ml/g):	1.00	1.00	1.00

Associated Method Blank:	PMB1019B	PMB1019B	PMB1019B
Associated Equipment Blank:	HFQSXX5XXX94XX	HFQSXX5XXX94XX	HFQSXX5XXX94XX
Associated Field Blank:	-	-	-

Site: WASTE

U: not detected

P: > 25% difference between columns

Table 1
Laboratory Report of Analysis

LOCATION:	WT-101 DUP	WT-101	WT-102
ISIS ID:	HFWT101XXX94XD	HFWT101XXX94XX	HFWT102XXX94XX
LAB NUMBER:	228908	228905	228909
DATE SAMPLED:	10/13/94	10/13/94	10/13/94

ANALYTE	SOW-3/90 - II	CRDL			
Aluminum	40	14500		11300	360
Antimony	12	12.9		6.7 U	826
Arsenic	2	3.4 N		3.6 N	4.9 N
Barium	40	142		119	4.8 B
Beryllium	1	3.2		2.2	0.34 U
Cadmium	1	2.9 *		3.6 *	0.34 U*
Calcium	1000	75000 *		60900 *	2320 *
Chromium	2	39.2 *		51.6 *	0.85 U*
Cobalt	10	4.6 B		4.3 B	1.0 U
Copper	5	93.7 N		80.1 N	8.9 N
Iron	20	40000		45000	668
Lead	0.6	229 N*		182 N*	6050 N*
Magnesium	1000	15000 *		12400 *	439 B*
Manganese	3	1420 *		1870 *	48.6 *
Mercury	0.1	0.12		0.11 U	0.11 U
Nickel	8	18.6 *		26.1 *	4.4 U*
Potassium	1000	734 B		555 B	142 U
Selenium	1	0.81 UWN		1.1 UN	1.1 UN
Silver	2	0.98 UN		0.89 UN	0.85 UN
Sodium	1000	511 B		481 B	135 B
Thallium	2	1.6 B		1.1 UW	1.1 U
Vanadium	10	15.8		19.3	2.9 U
Zinc	4	1060 *		1330 *	29.5 *
Cyanide	1	0.80 N		0.51 UN	0.67 UN
=====					
Percent Solids:		95		94	91

Associated Method Blank:	MBHANNA6S	MBHANNA6S	MBHANNA6S
Associated Equipment Blank:	HFQSXX5XXX94XX	HFQSXX5XXX94XX	HFQSXX5XXX94XX
Associated Field Blank:	-	-	-

Site: WASTE

U: not detected W: post digestion spike not met B: less than CRDL
N: spike recovery not met *: duplicate analysis not met

Table 2
Validation / Summary Table

LOCATION:	WT-101 DUP	WT-101	WT-102
ISIS ID:	HFWT101XXX94XD	HFWT101XXX94XX	HFWT102XXX94XX
LAB NUMBER:	2228908	2228905	2228909 R
DATE SAMPLED:	10/13/94	10/13/94	10/13/94
DATE EXTRACTED:	10/19/94	10/19/94	10/19/94
DATE ANALYZED:	11/23/94	11/23/94	11/24/94

ANALYTE	SOW-3/90 - II	CRQL				
Phenol	10000	10000	UJ	11000	UJ	11000 UJ
bis(2-Chloroethyl)ether	10000	10000	UJ	11000	U	11000 UJ
2-Chlorophenol	10000	10000	UJ	11000	UJ	11000 UJ
1,3-Dichlorobenzene	10000	10000	UJ	11000	U	11000 UJ
1,4-Dichlorobenzene	10000	10000	UJ	11000	UJ	11000 UJ
1,2-Dichlorobenzene	10000	10000	UJ	11000	U	11000 UJ
2-Methylphenol	10000	10000	UJ	11000	UJ	11000 UJ
2,2'-oxybis(1-Chloropropane)	10000	10000	UJ	11000	U	11000 UJ
4-Methylphenol	10000	10000	UJ	11000	UJ	11000 UJ
N-Nitroso-di-n-propylamine	10000	10000	UJ	11000	UJ	11000 UJ
Hexachloroethane	10000	10000	UJ	11000	U	11000 UJ
Nitrobenzene	10000	10000	UJ	11000	U	11000 UJ
Isophorone	10000	10000	UJ	11000	U	11000 UJ
2-Nitrophenol	10000	10000	UJ	11000	UJ	11000 UJ
2,4-Dimethylphenol	10000	10000	UJ	11000	UJ	11000 UJ
bis(2-Chloroethoxy)methane	10000	10000	UJ	11000	U	11000 UJ
2,4-Dichlorophenol	10000	10000	UJ	11000	UJ	11000 UJ
1,2,4-Trichlorobenzene	10000	10000	UJ	11000	UJ	11000 UJ
Naphthalene	10000	10000	UJ	11000	U	11000 UJ
4-Chloroaniline	10000	10000	UJ	11000	U	11000 UJ
Hexachlorobutadiene	10000	10000	UJ	11000	U	11000 UJ
4-Chloro-3-Methylphenol	10000	10000	UJ	11000	UJ	11000 UJ
2-Methylnaphthalene	10000	10000	UJ	11000	U	11000 UJ
Hexachlorocyclopentadiene	10000		R	R		11000 UJ
2,4,6-Trichlorophenol	10000	10000	UJ	11000	UJ	11000 UJ
2,4,5-Trichlorophenol	25000	26000	UJ	26000	UJ	27000 UJ
2-Chloronaphthalene	10000	10000	UJ	11000	U	11000 UJ
2-Nitroaniline	25000	26000	UJ	26000	U	27000 UJ
Dimethylphthalate	10000	10000	UJ	11000	U	11000 UJ
Acenaphthylene	10000	10000	UJ	11000	U	11000 UJ
2,6-Dinitrotoluene	10000	10000	UJ	11000	U	11000 UJ

Site: WASTE

U: not detected

R: unusable

J: estimated

Table 2
Validation / Summary Table

LOCATION:	WT-101 DUP	WT-101	WT-102
ISIS ID:	HFWT101XXX94XD	HFWT101XXX94XX	HFWT102XXX94XX
LAB NUMBER:	2228908	2228905	2228909 R
DATE SAMPLED:	10/13/94	10/13/94	10/13/94
DATE EXTRACTED:	10/19/94	10/19/94	10/19/94
DATE ANALYZED:	11/23/94	11/23/94	11/24/94

ANALYTE	SOW-3/90 - II	CRQL			
3-Nitroaniline	25000	26000 UJ	26000 U	27000 UJ	
Acenaphthene	10000	10000 UJ	11000 UJ	11000 UJ	
2,4-Dinitrophenol	25000	26000 UJ	26000 UJ	27000 UJ	
4-Nitrophenol	25000	26000 UJ	26000 UJ	27000 UJ	
Dibenzofuran	10000	10000 UJ	11000 U	11000 UJ	
2,4-Dinitrotoluene	10000	10000 UJ	11000 UJ	11000 UJ	
Diethylphthalate	10000	10000 UJ	11000 U	11000 UJ	
4-Chlorophenyl-phenylether	10000	10000 UJ	11000 U	11000 UJ	
Fluorene	10000	10000 UJ	11000 U	1400 J	
4-Nitroaniline	25000	26000 UJ	26000 U	27000 UJ	
4,6-Dinitro-2-methylphenol	25000	26000 UJ	26000 UJ	27000 UJ	
N-Nitrosodiphenylamine	10000	10000 UJ	11000 U	11000 UJ	
4-Bromophenyl-phenylether	10000	10000 UJ	11000 U	11000 UJ	
Hexachlorobenzene	10000	10000 UJ	11000 U	11000 UJ	
Pentachlorophenol	25000	26000 UJ	26000 UJ	27000 UJ	
Phenanthrene	10000	10000 UJ	11000 U	8700 J	
Anthracene	10000	10000 UJ	11000 U	11000 UJ	
Carbazole	10000	10000 UJ	11000 U	11000 UJ	
Di-n-butylphthalate	10000	10000 UJ	11000 U	11000 UJ	
Fluoranthene	10000	10000 UJ	11000 U	11000 UJ	
Pyrene	10000	10000 UJ	11000 UJ	11000 UJ	
Butylbenzylphthalate	10000	10000 UJ	11000 U	11000 UJ	
3,3'-Dichlorobenzidine	10000	10000 UJ	11000 U	11000 UJ	
Benzo(a)Anthracene	10000	10000 UJ	11000 U	11000 UJ	
Chrysene	10000	10000 UJ	11000 U	11000 UJ	
bis(2-Ethylhexyl)phthalate	10000	10000 UJ	11000 U	11000 UJ	
Di-n-octylphthalate	10000	10000 UJ	11000 U	11000 UJ	
Benzo(b)Fluoranthene	10000	10000 UJ	11000 U	11000 UJ	
Benzo(k)Fluoranthene	10000	10000 UJ	11000 U	11000 UJ	
Benzo(a)Pyrene	10000	10000 UJ	11000 U	11000 UJ	
Indeno(1,2,3-c,d)Pyrene	10000	10000 UJ	11000 U	11000 UJ	
Dibenz(a,h)Anthracene	10000	10000 UJ	11000 U	11000 UJ	
Benzo(g,h,i)perylene	10000	10000 UJ	11000 U	11000 UJ	

Dilution Factor:	1.00	1.00	1.00
Percent Solids:	95	94	91
Sample Volume\Weight (ml\g):	1.00	1.00	1.00

Associated Method Blank:	Q1706.D	Q1706.D	Q1706.D
Associated Equipment Blank:	HFQSXX6XXX94XX	HFQSXX6XXX94XX	HFQSXX6XXX94XX
Associated Field Blank:	-	-	-

Site: WASTE

U: not detected R: unusable

J: estimated

Table 1
Laboratory Report of Analysis

LOCATION:	WT-101 DUP	WT-101	WT-102
ISIS ID:	HFWT101XXX94XD	HFWT101XXX94XX	HFWT102XXX94XX
LAB NUMBER:	2228908	2228905	2228909
DATE SAMPLED:	10/13/94	10/13/94	10/13/94
DATE EXTRACTED:	10/19/94	10/19/94	10/19/94
DATE ANALYZED:	11/27/94	11/27/94	11/28/94

ANALYTE	SOW-3/90 - II	CRQL			
alpha-BHC	1.7	54 U	54 U	56 U	
beta-BHC	1.7	54 U	54 U	56 U	
delta-BHC	1.7	54 U	54 U	56 U	
gamma-BHC (Lindane)	1.7	54 U	54 U	56 U	
Heptachlor	1.7	54 U	54 U	56 U	
Aldrin	1.7	54 U	54 U	56 U	
Heptachlor Epoxide	1.7	54 U	54 U	56 U	
Endosulfan I	1.7	54 U	54 U	56 U	
Dieldrin	3.3	100 U	110 U	110 U	
4,4'-DDE	3.3	100 U	110 U	110 U	
Endrin	3.3	100 U	110 U	160 P	
Endosulfan II	3.3	100 U	110 U	110 U	
4,4'-DDD	3.3	100 U	110 U	110 U	
Endrin Aldehyde	3.3	100 U	110 U	110 U	
Endosulfan Sulfate	3.3	100 U	110 U	110 U	
4,4'-DDT	3.3	100 U	110 U	110 U	
Methoxychlor	17	540 U	540 U	560 U	
Endrin Ketone	3.3	100 U	110 U	110 U	
alpha-Chlordane	1.7	54 U	54 U	56 U	
gamma-Chlordane	1.7	54 U	54 U	56 U	
Toxaphene	170	5400 U	5400 U	5600 U	
Aroclor-1016	33	1000 U	1100 U	1100 U	
Aroclor-1221	67	2100 U	2100 U	2200 U	
Aroclor-1232	33	1000 U	1100 U	1100 U	
Aroclor-1242	33	1000 U	1100 U	1100 U	
Aroclor-1248	33	1000 U	1100 U	1100 U	
Aroclor-1254	33	1000 U	1100 U	1100 U	
Aroclor-1260	33	1000 U	1100 U	1100 U	

Dilution Factor:	1.00	1.00	1.00
Percent Solids:	95	94	91
Sample Volume/Weight (ml/g):	1.00	1.00	1.00

Associated Method Blank:	PMB1019B	PMB1019B	PMB1019B
Associated Equipment Blank:	HFQ5XX5XXX94XX	HFQ5XX5XXX94XX	HFQ5XX5XXX94XX
Associated Field Blank:	-	-	-

Site: WASTE

U: not detected

P: > 25% difference between columns

Table 2
Validation / Summary Table

LOCATION:	WT-101 DUP	WT-101	WT-102
ISIS ID:	HFWT101XXX94XD	HFWT101XXX94XX	HFWT102XXX94XX
LAB NUMBER:	2228908	2228905	2228909 R
DATE SAMPLED:	10/13/94	10/13/94	10/13/94
DATE EXTRACTED:	10/19/94	10/19/94	10/19/94
DATE ANALYZED:	11/23/94	11/23/94	11/24/94

ANALYTE	SOW-3/90 - II	CRQL					
Phenol	10000	10000	UJ	11000	UJ	11000	UJ
bis(2-Chloroethyl)ether	10000	10000	UJ	11000	U	11000	UJ
2-Chlorophenol	10000	10000	UJ	11000	UJ	11000	UJ
1,3-Dichlorobenzene	10000	10000	UJ	11000	U	11000	UJ
1,4-Dichlorobenzene	10000	10000	UJ	11000	UJ	11000	UJ
1,2-Dichlorobenzene	10000	10000	UJ	11000	U	11000	UJ
2-Methylphenol	10000	10000	UJ	11000	UJ	11000	UJ
2,2'-oxybis(1-Chloropropane)	10000	10000	UJ	11000	U	11000	UJ
4-Methylphenol	10000	10000	UJ	11000	UJ	11000	UJ
N-Nitroso-di-n-propylamine	10000	10000	UJ	11000	UJ	11000	UJ
Hexachloroethane	10000	10000	UJ	11000	U	11000	UJ
Nitrobenzene	10000	10000	UJ	11000	U	11000	UJ
Isophorone	10000	10000	UJ	11000	U	11000	UJ
2-Nitrophenol	10000	10000	UJ	11000	UJ	11000	UJ
2,4-Dimethylphenol	10000	10000	UJ	11000	UJ	11000	UJ
bis(2-Chloroethoxy)methane	10000	10000	UJ	11000	U	11000	UJ
2,4-Dichlorophenol	10000	10000	UJ	11000	UJ	11000	UJ
1,2,4-Trichlorobenzene	10000	10000	UJ	11000	UJ	11000	UJ
Naphthalene	10000	10000	UJ	11000	U	11000	UJ
4-Chloroaniline	10000	10000	UJ	11000	U	11000	UJ
Hexachlorobutadiene	10000	10000	UJ	11000	U	11000	UJ
4-Chloro-3-Methylphenol	10000	10000	UJ	11000	UJ	11000	UJ
2-Methylnaphthalene	10000	10000	UJ	11000	U	11000	UJ
Hexachlorocyclopentadiene	10000		R		R	11000	UJ
2,4,6-Trichlorophenol	10000	10000	UJ	11000	UJ	11000	UJ
2,4,5-Trichlorophenol	25000	26000	UJ	26000	UJ	27000	UJ
2-Chloronaphthalene	10000	10000	UJ	11000	U	11000	UJ
2-Nitroaniline	25000	26000	UJ	26000	U	27000	UJ
Dimethylphthalate	10000	10000	UJ	11000	U	11000	UJ
Acenaphthylene	10000	10000	UJ	11000	U	11000	UJ
2,6-Dinitrotoluene	10000	10000	UJ	11000	U	11000	UJ

Site: WASTE

U: not detected

R: unusable

J: estimated

Table 2
Validation / Summary Table

LOCATION:	WT-101 DUP	WT-101	WT-102
ISIS ID:	HFWT101XXX94XD	HFWT101XXX94XX	HFWT102XXX94XX
LAB NUMBER:	2228908	2228905	2228909 R
DATE SAMPLED:	10/13/94	10/13/94	10/13/94
DATE EXTRACTED:	10/19/94	10/19/94	10/19/94
DATE ANALYZED:	11/23/94	11/23/94	11/24/94

ANALYTE	SOW-3/90 - II	CRQL			
3-Nitroaniline	25000	26000 UJ	26000 U	27000 UJ	
Acenaphthene	10000	10000 UJ	11000 UJ	11000 UJ	
2,4-Dinitrophenol	25000	26000 UJ	26000 UJ	27000 UJ	
4-Nitrophenol	25000	26000 UJ	26000 UJ	27000 UJ	
Dibenzofuran	10000	10000 UJ	11000 U	11000 UJ	
2,4-Dinitrotoluene	10000	10000 UJ	11000 UJ	11000 UJ	
Diethylphthalate	10000	10000 UJ	11000 U	11000 UJ	
4-Chlorophenyl-phenylether	10000	10000 UJ	11000 U	11000 UJ	
Fluorene	10000	10000 UJ	11000 U	1400 J	
4-Nitroaniline	25000	26000 UJ	26000 U	27000 UJ	
4,6-Dinitro-2-methylphenol	25000	26000 UJ	26000 UJ	27000 UJ	
N-Nitrosodiphenylamine	10000	10000 UJ	11000 U	11000 UJ	
4-Bromophenyl-phenylether	10000	10000 UJ	11000 U	11000 UJ	
Hexachlorobenzene	10000	10000 UJ	11000 U	11000 UJ	
Pentachlorophenol	25000	26000 UJ	26000 UJ	27000 UJ	
Phenanthrene	10000	10000 UJ	11000 U	8700 J	
Anthracene	10000	10000 UJ	11000 U	11000 UJ	
Carbazole	10000	10000 UJ	11000 U	11000 UJ	
Di-n-butylphthalate	10000	10000 UJ	11000 U	11000 UJ	
Fluoranthene	10000	10000 UJ	11000 U	11000 UJ	
Pyrene	10000	10000 UJ	11000 UJ	11000 UJ	
Butylbenzylphthalate	10000	10000 UJ	11000 U	11000 UJ	
3,3'-Dichlorobenzidine	10000	10000 UJ	11000 U	11000 UJ	
Benzo(a)Anthracene	10000	10000 UJ	11000 U	11000 UJ	
Chrysene	10000	10000 UJ	11000 U	11000 UJ	
bis(2-Ethylhexyl)phthalate	10000	10000 UJ	11000 U	11000 UJ	
Di-n-octylphthalate	10000	10000 UJ	11000 U	11000 UJ	
Benzo(b)Fluoranthene	10000	10000 UJ	11000 U	11000 UJ	
Benzo(k)Fluoranthene	10000	10000 UJ	11000 U	11000 UJ	
Benzo(a)Pyrene	10000	10000 UJ	11000 U	11000 UJ	
Indeno(1,2,3-c,d)Pyrene	10000	10000 UJ	11000 U	11000 UJ	
Dibenz(a,h)Anthracene	10000	10000 UJ	11000 U	11000 UJ	
Benzo(g,h,i)perylene	10000	10000 UJ	11000 U	11000 UJ	

Dilution Factor:	1.00	1.00	1.00
Percent Solids:	95	94	91
Sample Volume\Weight (ml\g):	1.00	1.00	1.00

Associated Method Blank:	Q1706.D	Q1706.D	Q1706.D
Associated Equipment Blank:	HFQSXX6XXX94XX	HFQSXX6XXX94XX	HFQSXX6XXX94XX
Associated Field Blank:	-	-	-

Site: WASTE

U: not detected R: unusable

J: estimated

Table 1
Laboratory Report of Analysis

LOCATION:	WT-101 DUP	WT-101	WT-102
ISIS ID:	HFWT101XXX94XD	HFWT101XXX94XX	HFWT102XXX94XX
LAB NUMBER:	2228908	2228905	2228909
DATE SAMPLED:	10/13/94	10/13/94	10/13/94
DATE EXTRACTED:	10/19/94	10/19/94	10/19/94
DATE ANALYZED:	11/27/94	11/27/94	11/28/94

ANALYTE	SOW-3/90 - II	CRQL			
alpha-BHC	1.7	54 U	54 U	56 U	
beta-BHC	1.7	54 U	54 U	56 U	
delta-BHC	1.7	54 U	54 U	56 U	
gamma-BHC (Lindane)	1.7	54 U	54 U	56 U	
Heptachlor	1.7	54 U	54 U	56 U	
Aldrin	1.7	54 U	54 U	56 U	
Heptachlor Epoxide	1.7	54 U	54 U	56 U	
Endosulfan I	1.7	54 U	54 U	56 U	
Dieldrin	3.3	100 U	110 U	110 U	
4,4'-DDE	3.3	100 U	110 U	110 U	
Endrin	3.3	100 U	110 U	160 P	
Endosulfan II	3.3	100 U	110 U	110 U	
4,4'-DDD	3.3	100 U	110 U	110 U	
Endrin Aldehyde	3.3	100 U	110 U	110 U	
Endosulfan Sulfate	3.3	100 U	110 U	110 U	
4,4'-DDT	3.3	100 U	110 U	110 U	
Methoxychlor	17	540 U	540 U	560 U	
Endrin Ketone	3.3	100 U	110 U	110 U	
alpha-Chlordane	1.7	54 U	54 U	56 U	
gamma-Chlordane	1.7	54 U	54 U	56 U	
Toxaphene	170	5400 U	5400 U	5600 U	
Aroclor-1016	33	1000 U	1100 U	1100 U	
Aroclor-1221	67	2100 U	2100 U	2200 U	
Aroclor-1232	33	1000 U	1100 U	1100 U	
Aroclor-1242	33	1000 U	1100 U	1100 U	
Aroclor-1248	33	1000 U	1100 U	1100 U	
Aroclor-1254	33	1000 U	1100 U	1100 U	
Aroclor-1260	33	1000 U	1100 U	1100 U	

Dilution Factor:	1.00	1.00	1.00
Percent Solids:	95	94	91
Sample Volume/Weight (ml/g):	1.00	1.00	1.00

Associated Method Blank:	PMB1019B	PMB1019B	PMB1019B
Associated Equipment Blank:	HFQ5XX5XXX94XX	HFQ5XX5XXX94XX	HFQ5XX5XXX94XX
Associated Field Blank:	-	-	-

Site: WASTE

U: not detected

P: > 25% difference between columns

Table 1
Laboratory Report of Analysis

LOCATION:	WT-101 DUP	WT-101	WT-102
ISIS ID:	HFWT101XXX94XD	HFWT101XXX94XX	HFWT102XXX94XX
LAB NUMBER:	228908	228905	228909
DATE SAMPLED:	10/13/94	10/13/94	10/13/94

ANALYTE	SOW-3/90 - II	CRDL				
Aluminum	40	14500		11300		360
Antimony	12	12.9		6.7	U	826
Arsenic	2	3.4	N	3.6	N	4.9
Barium	40	142		119		4.8
Beryllium	1	3.2		2.2		0.34
Cadmium	1	2.9	*	3.6	*	0.34
Calcium	1000	75000	*	60900	*	2320
Chromium	2	39.2	*	51.6	*	0.85
Cobalt	10	4.6	B	4.3	B	1.0
Copper	5	93.7	N	80.1	N	8.9
Iron	20	40000		45000		668
Lead	0.6	229	N*	182	N*	6050
Magnesium	1000	15000	*	12400	*	439
Manganese	3	1420	*	1870	*	48.6
Mercury	0.1	0.12		0.11	U	0.11
Nickel	8	18.6	*	26.1	*	4.4
Potassium	1000	734	B	555	B	142
Selenium	1	0.81	UWN	1.1	UN	1.1
Silver	2	0.98	UN	0.89	UN	0.85
Sodium	1000	511	B	481	B	135
Thallium	2	1.6	B	1.1	UW	1.1
Vanadium	10	15.8		19.3		2.9
Zinc	4	1060	*	1330	*	29.5
Cyanide	1	0.80	N	0.51	UN	0.67
=====						
Percent Solids:		95		94		91

Associated Method Blank:	MBHANNA6S	MBHANNA6S	MBHANNA6S
Associated Equipment Blank:	HFQSXX5XXX94XX	HFQSXX5XXX94XX	HFQSXX5XXX94XX
Associated Field Blank:	-	-	-

Site: WASTE

U: not detected W: post digestion spike not met B: less than CRDL
N: spike recovery not met *: duplicate analysis not met

Table 2
Validation / Summary Table

LOCATION:	WT-101 DUP	WT-101	WT-102
ISIS ID:	HFWT101XXX94XD	HFWT101XXX94XX	HFWT102XXX94XX
LAB NUMBER:	2228908	2228905	2228909 R
DATE SAMPLED:	10/13/94	10/13/94	10/13/94
DATE EXTRACTED:	10/19/94	10/19/94	10/19/94
DATE ANALYZED:	11/23/94	11/23/94	11/24/94

ANALYTE	SOW-3/90 - II	CRQL					
Phenol	10000	10000	UJ	11000	UJ	11000	UJ
bis(2-Chloroethyl)ether	10000	10000	UJ	11000	U	11000	UJ
2-Chlorophenol	10000	10000	UJ	11000	UJ	11000	UJ
1,3-Dichlorobenzene	10000	10000	UJ	11000	U	11000	UJ
1,4-Dichlorobenzene	10000	10000	UJ	11000	UJ	11000	UJ
1,2-Dichlorobenzene	10000	10000	UJ	11000	U	11000	UJ
2-Methylphenol	10000	10000	UJ	11000	UJ	11000	UJ
2,2'-oxybis(1-Chloropropane)	10000	10000	UJ	11000	U	11000	UJ
4-Methylphenol	10000	10000	UJ	11000	UJ	11000	UJ
N-Nitroso-di-n-propylamine	10000	10000	UJ	11000	UJ	11000	UJ
Hexachloroethane	10000	10000	UJ	11000	U	11000	UJ
Nitrobenzene	10000	10000	UJ	11000	U	11000	UJ
Isophorone	10000	10000	UJ	11000	U	11000	UJ
2-Nitrophenol	10000	10000	UJ	11000	UJ	11000	UJ
2,4-Dimethylphenol	10000	10000	UJ	11000	UJ	11000	UJ
bis(2-Chloroethoxy)methane	10000	10000	UJ	11000	U	11000	UJ
2,4-Dichlorophenol	10000	10000	UJ	11000	UJ	11000	UJ
1,2,4-Trichlorobenzene	10000	10000	UJ	11000	UJ	11000	UJ
Naphthalene	10000	10000	UJ	11000	U	11000	UJ
4-Chloroaniline	10000	10000	UJ	11000	U	11000	UJ
Hexachlorobutadiene	10000	10000	UJ	11000	U	11000	UJ
4-Chloro-3-Methylphenol	10000	10000	UJ	11000	UJ	11000	UJ
2-Methylnaphthalene	10000	10000	UJ	11000	U	11000	UJ
Hexachlorocyclopentadiene	10000		R		R	11000	UJ
2,4,6-Trichlorophenol	10000	10000	UJ	11000	UJ	11000	UJ
2,4,5-Trichlorophenol	25000	26000	UJ	26000	UJ	27000	UJ
2-Chloronaphthalene	10000	10000	UJ	11000	U	11000	UJ
2-Nitroaniline	25000	26000	UJ	26000	U	27000	UJ
Dimethylphthalate	10000	10000	UJ	11000	U	11000	UJ
Acenaphthylene	10000	10000	UJ	11000	U	11000	UJ
2,6-Dinitrotoluene	10000	10000	UJ	11000	U	11000	UJ

Site: WASTE

U: not detected

R: unusable

J: estimated

Table 2
Validation / Summary Table

LOCATION:	WT-101 DUP	WT-101	WT-102
ISIS ID:	HFWT101XXX94XD	HFWT101XXX94XX	HFWT102XXX94XX
LAB NUMBER:	2228908	2228905	2228909 R
DATE SAMPLED:	10/13/94	10/13/94	10/13/94
DATE EXTRACTED:	10/19/94	10/19/94	10/19/94
DATE ANALYZED:	11/23/94	11/23/94	11/24/94

ANALYTE	SOW-3/90 - II	CRQL					
3-Nitroaniline	25000	26000	UJ	26000	U	27000	UJ
Acenaphthene	10000	10000	UJ	11000	UJ	11000	UJ
2,4-Dinitrophenol	25000	26000	UJ	26000	UJ	27000	UJ
4-Nitrophenol	25000	26000	UJ	26000	UJ	27000	UJ
Dibenzofuran	10000	10000	UJ	11000	U	11000	UJ
2,4-Dinitrotoluene	10000	10000	UJ	11000	UJ	11000	UJ
Diethylphthalate	10000	10000	UJ	11000	U	11000	UJ
4-Chlorophenyl-phenylether	10000	10000	UJ	11000	U	11000	UJ
Fluorene	10000	10000	UJ	11000	U	1400	J
4-Nitroaniline	25000	26000	UJ	26000	U	27000	UJ
4,6-Dinitro-2-methylphenol	25000	26000	UJ	26000	UJ	27000	UJ
N-Nitrosodiphenylamine	10000	10000	UJ	11000	U	11000	UJ
4-Bromophenyl-phenylether	10000	10000	UJ	11000	U	11000	UJ
Hexachlorobenzene	10000	10000	UJ	11000	U	11000	UJ
Pentachlorophenol	25000	26000	UJ	26000	UJ	27000	UJ
Phenanthrene	10000	10000	UJ	11000	U	8700	J
Anthracene	10000	10000	UJ	11000	U	11000	UJ
Carbazole	10000	10000	UJ	11000	U	11000	UJ
Di-n-butylphthalate	10000	10000	UJ	11000	U	11000	UJ
Fluoranthene	10000	10000	UJ	11000	U	11000	UJ
Pyrene	10000	10000	UJ	11000	UJ	11000	UJ
Butylbenzylphthalate	10000	10000	UJ	11000	U	11000	UJ
3,3'-Dichlorobenzidine	10000	10000	UJ	11000	U	11000	UJ
Benzo(a)Anthracene	10000	10000	UJ	11000	U	11000	UJ
Chrysene	10000	10000	UJ	11000	U	11000	UJ
bis(2-Ethylhexyl)phthalate	10000	10000	UJ	11000	U	11000	UJ
Di-n-octylphthalate	10000	10000	UJ	11000	U	11000	UJ
Benzo(b)Fluoranthene	10000	10000	UJ	11000	U	11000	UJ
Benzo(k)Fluoranthene	10000	10000	UJ	11000	U	11000	UJ
Benzo(a)Pyrene	10000	10000	UJ	11000	U	11000	UJ
Indeno(1,2,3-c,d)Pyrene	10000	10000	UJ	11000	U	11000	UJ
Dibenz(a,h)Anthracene	10000	10000	UJ	11000	U	11000	UJ
Benzo(g,h,i)perylene	10000	10000	UJ	11000	U	11000	UJ

Dilution Factor:	1.00	1.00	1.00
Percent Solids:	95	94	91
Sample Volume\Weight (ml\g):	1.00	1.00	1.00

Associated Method Blank:	Q1706.D	Q1706.D	Q1706.D
Associated Equipment Blank:	HFQSXX6XXX94XX	HFQSXX6XXX94XX	HFQSXX6XXX94XX
Associated Field Blank:	-	-	-

Site: WASTE

U: not detected R: unusable

J: estimated

Table 1
Laboratory Report of Analysis

LOCATION:	WT-101 DUP	WT-101	WT-102
ISIS ID:	HFWT101XXX94XD	HFWT101XXX94XX	HFWT102XXX94XX
LAB NUMBER:	2228908	2228905	2228909
DATE SAMPLED:	10/13/94	10/13/94	10/13/94
DATE EXTRACTED:	10/19/94	10/19/94	10/19/94
DATE ANALYZED:	11/27/94	11/27/94	11/28/94

ANALYTE	SOW-3/90 - II	CRQL			
alpha-BHC	1.7	54 U	54 U	56 U	
beta-BHC	1.7	54 U	54 U	56 U	
delta-BHC	1.7	54 U	54 U	56 U	
gamma-BHC (Lindane)	1.7	54 U	54 U	56 U	
Heptachlor	1.7	54 U	54 U	56 U	
Aldrin	1.7	54 U	54 U	56 U	
Heptachlor Epoxide	1.7	54 U	54 U	56 U	
Endosulfan I	1.7	54 U	54 U	56 U	
Dieldrin	3.3	100 U	110 U	110 U	
4,4'-DDE	3.3	100 U	110 U	110 U	
Endrin	3.3	100 U	110 U	160 P	
Endosulfan II	3.3	100 U	110 U	110 U	
4,4'-DDD	3.3	100 U	110 U	110 U	
Endrin Aldehyde	3.3	100 U	110 U	110 U	
Endosulfan Sulfate	3.3	100 U	110 U	110 U	
4,4'-DDT	3.3	100 U	110 U	110 U	
Methoxychlor	17	540 U	540 U	560 U	
Endrin Ketone	3.3	100 U	110 U	110 U	
alpha-Chlordane	1.7	54 U	54 U	56 U	
gamma-Chlordane	1.7	54 U	54 U	56 U	
Toxaphene	170	5400 U	5400 U	5600 U	
Aroclor-1016	33	1000 U	1100 U	1100 U	
Aroclor-1221	67	2100 U	2100 U	2200 U	
Aroclor-1232	33	1000 U	1100 U	1100 U	
Aroclor-1242	33	1000 U	1100 U	1100 U	
Aroclor-1248	33	1000 U	1100 U	1100 U	
Aroclor-1254	33	1000 U	1100 U	1100 U	
Aroclor-1260	33	1000 U	1100 U	1100 U	

Dilution Factor:	1.00	1.00	1.00
Percent Solids:	95	94	91
Sample Volume\Weight (ml\g):	1.00	1.00	1.00

Associated Method Blank:	PMB1019B	PMB1019B	PMB1019B
Associated Equipment Blank:	HFQ5XX5XXX94XX	HFQ5XX5XXX94XX	HFQ5XX5XXX94XX
Associated Field Blank:	-	-	-

Site: WASTE

U: not detected

P: > 25% difference between columns

Table 1
Laboratory Report of Analysis

LOCATION:	WT-101 DUP	WT-101	WT-102
ISIS ID:	HFWT101XXX94XD	HFWT101XXX94XX	HFWT102XXX94XX
LAB NUMBER:	228908	228905	228909
DATE SAMPLED:	10/13/94	10/13/94	10/13/94

ANALYTE	SOW-3/90 - II	CRDL			
Aluminum	40	14500		11300	360
Antimony	12	12.9		6.7 U	826
Arsenic	2	3.4 N		3.6 N	4.9 N
Barium	40	142		119	4.8 B
Beryllium	1	3.2		2.2	0.34 U
Cadmium	1	2.9 *		3.6 *	0.34 U*
Calcium	1000	75000 *		60900 *	2320 *
Chromium	2	39.2 *		51.6 *	0.85 U*
Cobalt	10	4.6 B		4.3 B	1.0 U
Copper	5	93.7 N		80.1 N	8.9 N
Iron	20	40000		45000	668
Lead	0.6	229 N*		182 N*	6050 N*
Magnesium	1000	15000 *		12400 *	439 B*
Manganese	3	1420 *		1870 *	48.6 *
Mercury	0.1	0.12		0.11 U	0.11 U
Nickel	8	18.6 *		26.1 *	4.4 U*
Potassium	1000	734 B		555 B	142 U
Selenium	1	0.81 UWN		1.1 UN	1.1 UN
Silver	2	0.98 UN		0.89 UN	0.85 UN
Sodium	1000	511 B		481 B	135 B
Thallium	2	1.6 B		1.1 UW	1.1 U
Vanadium	10	15.8		19.3	2.9 U
Zinc	4	1060 *		1330 *	29.5 *
Cyanide	1	0.80 N		0.51 UN	0.67 UN
=====					
Percent Solids:		95		94	91

Associated Method Blank:	MBHANNA6S	MBHANNA6S	MBHANNA6S
Associated Equipment Blank:	HFQSXX5XXX94XX	HFQSXX5XXX94XX	HFQSXX5XXX94XX
Associated Field Blank:	-	-	-

Site: WASTE

U: not detected W: post digestion spike not met B: less than CRDL
N: spike recovery not met *: duplicate analysis not met

Table 1
Laboratory Report of Analysis

LOCATION:	WT-101 DUP	WT-101	WT-102
ISIS ID:	HFWT101XXX94XD	HFWT101XXX94XX	HFWT102XXX94XX
LAB NUMBER:	E228908	E228905	E228909
DATE SAMPLED:	10/13/94	10/13/94	10/13/94

ANALYTE	RL			
arsenic	52.0	52.0 UN	52.0 UN	75.0 N
barium	11.0	431	386	330
cadmium	2.0	2.0 U	2.0 U	2.0 U
chromium	5.0	5.0 U	5.0 U	5.0 U
lead	26.0	34.1	26.0 U	1380
mercury	0.2	0.20 U	0.20 U	0.20 U
selenium	90.0	90.0 U	90.0 U	90.0 U
silver	5.0	5.0 U	5.0 U	5.0 U

=====
 Associated Method Blank: MBHANNA6EP MBHANNA6EP MBHANNA6EP
 Associated Equipment Blank: - - -
 Associated Field Blank: - - -

Site: WASTE

Note: Inorganic Data - EPTOX Metals

U: not detected N: spike recovery not met

Table 2
Validation / Summary Table

ANALYTE	LOCATION: WT-101 DUP WT-101 WT-102			
	ISIS ID: HFWT101XXX94XD	HFWT101XXX94XX	HFWT102XXX94XX	
	LAB NUMBER: E228908	E228905	E228909	
	DATE SAMPLED: 10/13/94	10/13/94	10/13/94	
	RL			
arsenic	52.0	52.0 U	52.0 U	75.0 J
barium	11.0	431 J	386 J	330 J
cadmium	2.0	2.0 UJ	2.0 UJ	2.0 UJ
chromium	5.0	5.0 U	5.0 U	5.0 U
lead	26.0	34.1 J	26.0 UJ	1380 J
mercury	0.2	R	R	R
selenium	90.0	90.0 U	90.0 U	90.0 U
silver	5.0	5.0 U	5.0 U	5.0 U

=====
 Associated Method Blank: MBHANNA6EP MBHANNA6EP MBHANNA6EP
 Associated Equipment Blank: - - -
 Associated Field Blank: - - -

Site: WASTE

Note: Inorganic Data - EPTOX Metals

U: not detected J: estimated R: unusable

PROJECT: NYSDEC-PSA-14 Hanna Furnace Site

Miscellaneous Air Analysis (filter)

17-Apr-95

Table 1
Laboratory Report of Analysis

LOCATION:	QB-101	QB-102
ISIS ID:	HFQB101XXX94XX	HFQB102XXX94XX
LAB NUMBER:	235110	235111
DATE SAMPLED:	10/19/94	10/19/94
DATE ANALYZED:	11/17/94	11/17/94

ANALYTE	RL		
lead	0.3	0.3 U	0.3 UW

Site: AIR BLANKS

U: not detected W: post digestion spike not met

Table 1
Laboratory Report of Analysis

LOCATION: AF-101
ISIS ID: HFAP101XXX94XX
LAB NUMBER: 235109
DATE SAMPLED: 10/19/94
DATE ANALYZED: 11/17/94

ANALYTE	RL
Lead	0.3 0.3 U

=====

Associated Method Blank: HANNA6
Associated Air Blank: HFQB101XXX94XX / HFQB102XXX94XX

Site: AIR SAMPLES
U: not detected

Table 1
Laboratory Report of Analysis

LOCATION:	WT-101 DUP	WT-101	WT-102
ISIS ID:	HFWT101XXX94XD	HFWT101XXX94XX	HFWT102XXX94XX
LAB NUMBER:	2228908	2228905	2228909
DATE SAMPLED:	10/13/94	10/13/94	10/13/94
DATE ANALYZED:	10/17/94	10/17/94	10/17/94

ANALYTE	SOM-3/90 - II	CRQL			
Chloromethane	1200	1300	U	1300	U
Bromomethane	1200	1300	U	1300	U
Vinyl Chloride	1200	1300	U	1300	U
Chloroethane	1200	1300	U	1300	U
Methylene Chloride	1200	2400		1700	2400
Acetone	1200	1300	U	1300	U
Carbon Disulfide	1200	1300	U	1300	U
1,1-Dichloroethene	1200	1300	U	1300	U
1,1-Dichloroethane	1200	1300	U	1300	U
1,2-Dichloroethene (total)	1200	1300	U	1300	U
Chloroform	1200	1300	U	1300	U
1,2-Dichloroethane	1200	1300	U	1300	U
2-Butanone	1200	1300	U	1300	U
1,1,1-Trichloroethane	1200	1300	U	1300	U
Carbon Tetrachloride	1200	1300	U	1300	U
Bromodichloromethane	1200	1300	U	1300	U
1,2-Dichloropropane	1200	1300	U	1300	U
cis-1,3-Dichloropropene	1200	1300	U	1300	U
Trichloroethene	1200	1300	U	1300	U
Dibromochloromethane	1200	1300	U	1300	U
1,1,2-Trichloroethane	1200	1300	U	1300	U
Benzene	1200	1300	U	1300	U
trans-1,3-Dichloropropene	1200	1300	U	1300	U
Bromoform	1200	1300	U	1300	U
4-Methyl-2-Pentanone	1200	1300	U	1300	U
2-Hexanone	1200	1300	U	1300	U
Tetrachloroethene	1200	1300	U	1300	U
1,1,2,2-Tetrachloroethane	1200	1300	U	1300	U
Toluene	1200	510	J	310	J
Chlorobenzene	1200	1300	U	1300	U
Ethylbenzene	1200	1300	U	170	J
Styrene	1200	1300	U	1300	U
Total Xylenes	1200	840	J	3000	U

Dilution Factor:	1.00	1.00	1.00
Percent Solids:	95	94	91
Sample Volume/Weight (ml/g):	4.00	4.00	4.00

Associated Method Blank:	M0571.D	M0571.D	M0571.D
Associated Equipment Blank:	HFQ5XX5XXX94XX	HFQ5XX5XXX94XX	HFQ5XX5XXX94XX
Associated Field Blank:	-	-	-
Associated Trip Blank:	-	-	-

Site: WASTE
U: not detected
J: estimated

Table 2
Validation / Summary Table

LOCATION:	WT-101 DUP	WT-101	WT-102
ISIS ID:	HFWT101XXX94XD	HFWT101XXX94XX	HFWT102XXX94XX
LAB NUMBER:	2228908	2228905	2228909
DATE SAMPLED:	10/13/94	10/13/94	10/13/94
DATE ANALYZED:	10/17/94	10/17/94	10/17/94

ANALYTE	SOW-3/90 - II	CRQL			
Chloromethane	1200	1300 U	1300 U	1300 U	1300 U
Bromomethane	1200	1300 U	1300 U	1300 U	1300 U
Vinyl Chloride	1200	1300 U	1300 U	1300 U	1300 U
Chloroethane	1200	1300 U	1300 U	1300 U	1300 U
Methylene Chloride	1200	2400 U	1700 U	2400 U	2400 U
Acetone	1200	1300 U	1300 U	1300 U	1300 U
Carbon Disulfide	1200	1300 U	1300 U	1300 U	1300 U
1,1-Dichloroethene	1200	1300 U	1300 U	1300 U	1300 U
1,1-Dichloroethane	1200	1300 U	1300 U	1300 U	1300 U
1,2-Dichloroethene (total)	1200	1300 U	1300 U	1300 U	1300 U
Chloroform	1200	1300 U	1300 U	1300 U	1300 U
1,2-Dichloroethane	1200	1300 U	1300 U	1300 U	1300 U
2-Butanone	1200	1300 U	1300 U	1300 U	1300 U
1,1,1-Trichloroethane	1200	1300 U	1300 U	1300 U	1300 U
Carbon Tetrachloride	1200	1300 U	1300 U	1300 U	1300 U
Bromodichloromethane	1200	1300 U	1300 U	1300 U	1300 U
1,2-Dichloropropane	1200	1300 U	1300 U	1300 U	1300 U
cis-1,3-Dichloropropene	1200	1300 U	1300 U	1300 U	1300 U
Trichloroethene	1200	1300 U	1300 U	1300 U	1300 U
Dibromochloromethane	1200	1300 U	1300 U	1300 U	1300 U
1,1,2-Trichloroethane	1200	1300 U	1300 U	1300 U	1300 U
Benzene	1200	1300 U	1300 U	1300 U	1300 U
trans-1,3-Dichloropropene	1200	1300 U	1300 U	1300 U	1300 U
Bromoform	1200	1300 U	1300 U	1300 U	1300 U
4-Methyl-2-Pentanone	1200	1300 U	1300 U	1300 U	1300 U
2-Hexanone	1200	1300 U	1300 U	1300 U	1300 U
Tetrachloroethene	1200	1300 U	1300 U	1300 U	1300 U
1,1,2,2-Tetrachloroethane	1200	1300 U	1300 U	1300 U	1300 U
Toluene	1200	510 J	310 J	1300 U	1300 U
Chlorobenzene	1200	1300 U	1300 U	1300 U	1300 U
Ethylbenzene	1200	1300 U	170 J	1300 U	1300 U
Styrene	1200	1300 U	1300 U	1300 U	1300 U
Total Xylenes	1200	840 J	3000 J	1300 U	1300 U

Dilution Factor:	1.00	1.00	1.00
Percent Solids:	95	94	91
Sample Volume\Weight (ml\g):	4.00	4.00	4.00

Associated Method Blank:	M0571.D	M0571.D	M0571.D
Associated Equipment Blank:	HFQ5XX5XXX94XX	HFQ5XX5XXX94XX	HFQ5XX5XXX94XX
Associated Field Blank:	-	-	-
Associated Trip Blank:	-	-	-

Site: WASTE
U: not detected
J: estimated

Table 1
Laboratory Report of Analysis

LOCATION:	WT-101 DUP	WT-101	WT-102	WT-102
ISIS ID:	HFWT101XXX94XD	HFWT101XXX94XX	HFWT102XXX94XX	HFWT102XXX94XX
LAB NUMBER:	2228908	2228905	2228909	2228909 R
DATE SAMPLED:	10/13/94	10/13/94	10/13/94	10/13/94
DATE EXTRACTED:	10/19/94	10/19/94	10/19/94	10/19/94
DATE ANALYZED:	11/23/94	11/23/94	11/23/94	11/24/94

ANALYTE	SOW-3/90 - II	CRQL				
Phenol	10000	10000 U	11000 U	11000 U	11000 U	11000 U
bis(2-Chloroethyl)ether	10000	10000 U	11000 U	11000 U	11000 U	11000 U
2-Chlorophenol	10000	10000 U	11000 U	11000 U	11000 U	11000 U
1,3-Dichlorobenzene	10000	10000 U	11000 U	11000 U	11000 U	11000 U
1,4-Dichlorobenzene	10000	10000 U	11000 U	11000 U	11000 U	11000 U
1,2-Dichlorobenzene	10000	10000 U	11000 U	11000 U	11000 U	11000 U
2-Methylphenol	10000	10000 U	11000 U	11000 U	11000 U	11000 U
2,2'-oxybis(1-Chloropropane)	10000	10000 U	11000 U	11000 U	11000 U	11000 U
4-Methylphenol	10000	10000 U	11000 U	11000 U	11000 U	11000 U
N-Nitroso-di-n-propylamine	10000	10000 U	11000 U	11000 U	11000 U	11000 U
Hexachloroethane	10000	10000 U	11000 U	11000 U	11000 U	11000 U
Nitrobenzene	10000	10000 U	11000 U	11000 U	11000 U	11000 U
Isophorone	10000	10000 U	11000 U	11000 U	11000 U	11000 U
2-Nitrophenol	10000	10000 U	11000 U	11000 U	11000 U	11000 U
2,4-Dimethylphenol	10000	10000 U	11000 U	11000 U	11000 U	11000 U
bis(2-Chloroethoxy)methane	10000	10000 U	11000 U	11000 U	11000 U	11000 U
2,4-Dichlorophenol	10000	10000 U	11000 U	11000 U	11000 U	11000 U
1,2,4-Trichlorobenzene	10000	10000 U	11000 U	11000 U	11000 U	11000 U
Naphthalene	10000	10000 U	11000 U	11000 U	11000 U	11000 U
4-Chloroaniline	10000	10000 U	11000 U	11000 U	11000 U	11000 U
Hexachlorobutadiene	10000	10000 U	11000 U	11000 U	11000 U	11000 U
4-Chloro-3-Methylphenol	10000	10000 U	11000 U	11000 U	11000 U	11000 U
2-Methylnaphthalene	10000	10000 U	11000 U	11000 U	11000 U	11000 U
Hexachlorocyclopentadiene	10000	10000 U	11000 U	11000 U	11000 U	11000 U
2,4,6-Trichlorophenol	10000	10000 U	11000 U	11000 U	11000 U	11000 U
2,4,5-Trichlorophenol	25000	26000 U	26000 U	27000 U	27000 U	27000 U
2-Chloronaphthalene	10000	10000 U	11000 U	11000 U	11000 U	11000 U
2-Nitroaniline	25000	26000 U	26000 U	27000 U	27000 U	27000 U
Dimethylphthalate	10000	10000 U	11000 U	11000 U	11000 U	11000 U
Acenaphthylene	10000	10000 U	11000 U	11000 U	11000 U	11000 U
2,6-Dinitrotoluene	10000	10000 U	11000 U	11000 U	11000 U	11000 U

Site: WASTE
U: not detected
J: estimated

Table 1
Laboratory Report of Analysis

LOCATION:	WT-101 DUP	WT-101	WT-102	WT-102
ISIS ID:	HFWT101XXX94XX	HFWT101XXX94XX	HFWT102XXX94XX	HFWT102XXX94XX
LAB NUMBER:	2228908	2228905	2228909	2228909 R
DATE SAMPLED:	10/13/94	10/13/94	10/13/94	10/13/94
DATE EXTRACTED:	10/19/94	10/19/94	10/19/94	10/19/94
DATE ANALYZED:	11/23/94	11/23/94	11/23/94	11/24/94

ANALYTE	SOW-3/90 - II	CRQL				
3-Nitroaniline	25000	26000	U	26000	U	27000 U
Acenaphthene	10000	10000	U	11000	U	11000 U
2,4-Dinitrophenol	25000	26000	U	26000	U	27000 U
4-Nitrophenol	25000	26000	U	26000	U	27000 U
Dibenzofuran	10000	10000	U	11000	U	11000 U
2,4-Dinitrotoluene	10000	10000	U	11000	U	11000 U
Diethylphthalate	10000	10000	U	11000	U	11000 U
4-Chlorophenyl-phenylether	10000	10000	U	11000	U	11000 U
Fluorene	10000	10000	U	11000	U	1400 J
4-Nitroaniline	25000	26000	U	26000	U	27000 U
4,6-Dinitro-2-methylphenol	25000	26000	U	26000	U	27000 U
N-Nitrosodiphenylamine	10000	10000	U	11000	U	11000 U
4-Bromophenyl-phenylether	10000	10000	U	11000	U	11000 U
Hexachlorobenzene	10000	10000	U	11000	U	11000 U
Pentachlorophenol	25000	26000	U	26000	U	27000 U
Phenanthrene	10000	10000	U	11000	U	7300 J
Anthracene	10000	10000	U	11000	U	7900 J
Carbazole	10000	10000	U	11000	U	11000 U
Di-n-butylphthalate	10000	10000	U	11000	U	11000 U
Fluoranthene	10000	10000	U	11000	U	11000 U
Pyrene	10000	10000	U	11000	U	11000 U
Butylbenzylphthalate	10000	10000	U	11000	U	11000 U
3,3'-Dichlorobenzidine	10000	10000	U	11000	U	11000 U
Benzo(a)Anthracene	10000	10000	U	11000	U	11000 U
Chrysene	10000	10000	U	11000	U	11000 U
bis(2-Ethylhexyl)phthalate	10000	10000	U	11000	U	11000 U
Di-n-octylphthalate	10000	10000	U	11000	U	11000 U
Benzo(b)Fluoranthene	10000	10000	U	11000	U	11000 U
Benzo(k)Fluoranthene	10000	10000	U	11000	U	11000 U
Benzo(a)Pyrene	10000	10000	U	11000	U	11000 U
Indeno(1,2,3-c,d)Pyrene	10000	10000	U	11000	U	11000 U
Dibenz(a,h)Anthracene	10000	10000	U	11000	U	11000 U
Benzo(g,h,i)perylene	10000	10000	U	11000	U	11000 U
=====						
Dilution Factor:	1.00	1.00		1.00		1.00
Percent Solids:	95	94		91		91
Sample Volume\Weight (ml\g):	1.00	1.00		1.00		1.00
Associated Method Blank:	Q1706.D	Q1706.D		Q1706.D		Q1706.D
Associated Equipment Blank:	HFQ5XX6XXX94XX	HFQ5XX6XXX94XX		HFQ5XX6XXX94XX		HFQ5XX6XXX94XX
Associated Field Blank:	-	-		-		-

Site: WASTE
U: not detected
J: estimated

Table 1
Laboratory Report of Analysis

LOCATION:	WT-101 DUP	WT-101	WT-102
ISIS ID:	HFWT101XXX94XD	HFWT101XXX94XX	HFWT102XXX94XX
LAB NUMBER:	2228908	2228905	2228909
DATE SAMPLED:	10/13/94	10/13/94	10/13/94
DATE ANALYZED:	11/09/94	11/09/94	11/09/94

ANALYTE	RL			
Corrosivity, inch/Year	0.01	0.01 U	0.01 U	0.01 U
Ignitability, Degrees F	212	>212	>212	>212
Cyanide, Reactive, ppm	1	1 U	1 U	1 U
Sulfide, Reactive, ppm	1	1 U	1 U	1 U

=====
 Associated Method Blank: MBHANNA6 MBHANNA6 MBHANNA6
 Associated Equipment Blank: - - -
 Associated Field Blank: - - -

Site: WASTE
 U: not detected

Table 2
Validation / Summary Table

LOCATION:	WT-101 DUP	WT-101	WT-102
ISIS ID:	HFWT101XXX94XD	HFWT101XXX94XX	HFWT102XXX94XX
LAB NUMBER:	2228908	2228905	2228909
DATE SAMPLED:	10/13/94	10/13/94	10/13/94
DATE ANALYZED:	11/09/94	11/09/94	11/09/94

ANALYTE	RL			
Corrosivity, inch/Year	0.01	0.01 U	0.01 U	0.01 U
Ignitability, Degrees F	212	>212	>212	>212
Cyanide, Reactive, ppm	1	1 U	1 U	1 U
Sulfide, Reactive, ppm	1	1 U	1 U	1 U

=====
 Associated Method Blank: MBHANNA6 MBHANNA6 MBHANNA6
 Associated Equipment Blank: - - -
 Associated Field Blank: - - -

Site: WASTE
 U: not detected

TENTATIVELY IDENTIFIED COMPOUND (TIC) SUMMARY
 NYSDEC-PSA-14 HANNA FURNACE SITE; FILE: 7169-12
 SOIL (ug/kg)

VOLATILE

	HFBS102XX894XX	HFBS110X1294XX	HFBS110X1294XD	HFPS102XX594XX
unknown hydrocarbon	7700 J(10)			
unknown aromatic		19 J(2)		
unknown			9 J	
ethyl methyl benzene isomer			6 J	13 J

	HFPS108X1094XX	HFWT101XXX94XX	HFWT101XXX94XD	HFWT102XXX94XX
ethyl methyl benzene isomer	29 J	3000 J	2500 J(2)	
trimethyl benzene isomer		6100 J(3)	2000 J	
unknown aromatic		4700 J(3)	7900 J(6)	
unknown hydrocarbon		1300 J		
unknown		1500 J		3300 J(2)
tetramethyl benzene isomer		1000 J		
naphthalene isomer				970 J

NO VOLATILE TIC'S WERE IDENTIFIED IN THE FOLLOWING SAMPLES:

HFBS101XX694XX	HFBS109XX794XX	HFPS101XX994XX	HFPS106X1194XX
HFBS103X1094XX	HFC105XXX94XX	HFPS103XX794XX	HFPS107XX694XX
HFBS104XX894XX	HFC106XXX94XX	HFPS104XX994XX	
HFBS105X1094XX	HFC107XXX94XX	HFPS104XX994XD	
HFBS108XX894XX	HFC108XXX94XX	HFPS105XX794XX	

Data Qualifiers: J = estimated

TENTATIVELY IDENTIFIED COMPOUND (TIC) SUMMARY
NYSDEC-PSA-14 HANNA FURNACE SITE; FILE: 7169-13
AQUEOUS (ug/L)

SEMIVOLATILE

	HFQSX8XXX94XX	HFQSX9XXX94XX
Unknown	30 J(6)	27 J(6)

Data Qualifiers: J = estimated

SECTION 6.0
SURVEY CONTROL REPORT

ABB Environmental Services

New York State Department of Environmental Conservation


SUPERFUND STANDBY CONTRACT

HANNA FURNACE CORP.

Buffalo, New York

CONTROL REPORT

January 1995



OM P. POPLI, P.E., L.S., P.C.
Consulting Engineers & Surveyors
44 Saginaw Drive
Rochester, NY 14623
(716) 442-6940

TABLE OF CONTENTS

ATTACHMENT A INTRODUCTION
ATTACHMENT B STATEMENT OF WORK
ATTACHMENT C FIGURES
ATTACHMENT D TABULATION OF DATA
ATTACHMENT E FIELD NOTES

ATTACHMENT A
INTRODUCTION

INTRODUCTION

This report summarizes the results of a site investigation survey encompassing approximately 130 acres surrounding the Hanna Furnace Corp. located in Buffalo, New York.

The survey work needed to satisfy the requirements of the Task Order Memorandum was performed in December, 1994 by Om P. Popli, P.E., L.S., P.C., by Brad Lins, Party Chief, under the supervision of Michael F. Ives, P.L.S.

ATTACHMENT B
STATEMENT OF WORK

TASK ORDER MEMORANDUM _____

**SURVEYING AND MAPPING
PRELIMINARY SITE ASSESSMENTS**

The services to be provided under Task Order Memorandum _____ shall be performed in accordance with the terms and conditions of the Task Order Agreement between Om Popli Associates Incorporated (POPLI) and ABB Environmental Services (ABB-ES) dated May 5, 1991.

PROJECT SUMMARY

ABB-ES, under contract to the New York State Department of Environmental Conservation (NYSDEC), is performing Preliminary Site Assessments (PSAs) of suspected inactive hazardous waste sites in the State of New York. The purpose of the investigation is to confirm or deny the presence of hazardous waste disposal on-site and determine if a significant threat exists to public health and the environment. Task 1 activities include a data and records search and a site walkover. Task 2 involves the preparation of Work Plans for additional site investigations. Tasks 3 and 4 include initial environmental sampling and subsurface investigations, respectively.

Tasks 1 and 2 been completed and ABB-ES is developing site-specific budgets for the field investigation activities to be conducted under Tasks 3 and 4. As part of Tasks 3 and 4 the services of a licensed land surveyor are required to locate exploration locations, site features, and prepare a map for each site.

SCOPE OF SERVICES

POPLI shall provide all necessary personnel, equipment, and materials to perform the following Scope of Services in accordance with the Standard Specification described in Attachment A.

The following seven sites are included under this Task Order Memorandum are:

SITE LIST

SITE NAME	NYSDEC SITE NO.	CITY/TOWN	COUNTY
Wantagh Cleaners	130054	Hempstead	Nassau
Ranco Wiping Cloth	130076	Freeport	Nassau
Green Thumb Spray Company	130518	Hempstead	Nassau
Target Products, Inc.	819015	LeRoy	Genessee

SITE LIST

SITE NAME	NYSDEC SITE NO.	CITY/TOWN	COUNTY
<i>(continued)</i>			
Davidson's Collision	828091	Rochester	Monroe
Hanna Furnace, Division of National Steel Corp	915029	Buffalo	Erie
ENRX, Inc.	915150	Buffalo	Erie

A site location map and site sketch for each site are provided in Attachment B.

GENERAL SERVICES. The following general services are to be provided at each of the seven sites.

1. Mobilize and demobilize all necessary survey equipment and personnel to complete the horizontal location and vertical elevation survey within the project schedule.
2. Supply POPLI's personnel with all necessary equipment and clothing including, but not limited to, hardhats and safety glasses and other items in addition to those normally utilized by POPLI at a nonhazardous site.
3. Maintain good relations with NYSDEC, the local community, and associated agencies and land owners. POPLI field personnel employed on the project should be made thoroughly cognizant of the importance of this aspect of the work and its sensitivity to the entire program.
4. Attend a health and safety meeting with ABB-ES and the NYSDEC prior to the start of the survey activities.
5. Establish appropriate horizontal and vertical control at the site (i.e., locating existing benchmarks) Refer to the Attachment A, Technical Specifications for appropriate control.
6. Establish horizontal control at all monitoring wells, borings, sample locations, corners of buildings, and other points as determined by ABB-ES and indicate on map. Horizontal positions will be tied into the New York State Plane Coordinate System. Horizontal accuracy is to be 0.1 foot.
7. Establish vertical control at all monitoring wells, borings, sample locations, and corners of buildings as determined by ABB-ES and indicate on map. Vertical

elevations will be tied to mean sea level, 1929 General Adjustment. Vertical elevation accuracy will be 0.01 foot.

8. Locate and indicate specific features of the site on the map, such as the location and extent of filled areas, buried tanks, waste piles, buildings, etc. as determined by ABB-ES.
9. Provide all necessary measures for securing POPLI's equipment during the conduct of the work.
10. Conduct all field activities in an efficient and professional manner with minimum impact to the site environment. Tree and brush removal and other activities which impact the existing site environment shall not be undertaken without prior approval by ABB-ES.
11. Prepare a map showing property and site boundaries, developed through the use of current tax maps. The name of current property owners are to be shown on the map. In addition the map shall contain north arrow, scale, a legend that shows designations (wells, borings, sample locations, etc.) and a title block containing the official site name and site number.
12. Provide an electronic copy of the map on a 3.5-inch diskette in a format compatible with AutoCADD Release 12.
13. Provide a final bound report for each site summarizing coordinates of all surveyed locations, and ground elevations, together with any comments pertinent to each location. Sampling locations shall be referenced by identification numbers, to be provided by ABB-ES. This report shall also contain photocopies of all field notes and calculations as an appendix. The report shall describe procedures, traverses, and closures, and will note any significant observations relative to the survey. The final report shall be complete and accurate and shall not contain any errors. Any errors or omissions by POPLI shall be corrected by POPLI at no cost to ABB-ES within two weeks of notice of errors/omissions, so as not to jeopardize the overall project schedule. The final report shall be signed by a surveyor licensed in the State of New York.
14. Provide current health and safety certificates of all POPLI field personnel assigned to field surveying activities at any of the seven sites.

The methods, procedures and techniques to be used by POPLI are the responsibility of POPLI, and shall be designed to meet the intent of the specifications in Attachment A, appended hereto and incorporated by this Task Order Memorandum. Should the technical specifications conflict in any manner with the scope of services, the provisions of the scope of services shall govern.

SITE-SPECIFIC SERVICES. Specific requirements for each site are as follows:

Wantagh Cleaners

Map the site, located at the corners of Wantagh Avenue and Sandhill Road in Hepstead, New York. Include the following items in the survey:

- horizontal locations of 3 monitoring wells;
- vertical elevations of monitoring wells including top of the riser, tope of the protective casing, and the ground surface;
- major site characteristics including the building, paved areas, and leaching pools (as indicated by manhole covers);
- property boundaries based on tax map data; and
- 10 miscellaneous spot locations to be established by ABB-ES.

Ranco Wiping Cloth

Map the approximately 0.24-acre site located at 409 North Main Street, Freeport, New York. Include the following items in the survey:

- horizontal locations of 5 shallow subsurface soil samples;
- horizontal locations of 3 monitoring wells;
- vertical elevations of monitoring wells including top of the riser, tope of the protective casing, and the ground surface;
- major site characteristics including the edge of paved areas, building corners, and the drywell;
- property boundaries based on tax map data; and
- 10 miscellaneous spot locations to be established by ABB-ES.

Green Thumb Spray Company

Map the approximately 0.2-acre site located at 627 Peninsula Boulevard, Hempstead, New York. Include the following items in the survey:

- horizontal locations of up to 3 shallow subsurface soil samples;
- horizontal locations of 3 monitoring wells;
- vertical elevations of monitoring wells including top of the riser, tope of the protective casing, and the ground surface;
- major site characteristics including edge of the paved area, building corners, and drywell;
- property boundaries based on tax map data; and
- 10 miscellaneous spot locations to be established by ABB-ES.

Target Products, Inc.

Map the 0.5-acre site on Lent Avenue, LeRoy, New York. Include the following items in the survey:

- horizontal locations of 3 collocated surface water/sediment samples;
- horizontal locations of 3 surface soil samples;
- horizontal locations of 4 existing and 4 new monitoring wells;
- vertical elevations of monitoring wells including top of the riser, top of the protective casing, and the ground surface;
- major site characteristics including the edge of paved area, building corners, catch basin #1, catch basin #2, fenced areas, the approximate edge of the drainage swale;
- property boundaries based on tax map data; and
- 10 miscellaneous spot locations to be established by ABB-ES.

Davidson's Collision

Map the approximately 0.5-acre site on Gregory Street, Rochester, New York. Include the following items in the survey:

- horizontal locations of 5 surface soil samples;
- horizontal locations of 4 monitoring wells;
- vertical elevations of monitoring wells including top of the riser, top of the protective casing, and the ground surface;
- major site characteristics including the parking lot, auto body shop, auto parts store, and fence;
- property boundaries based on tax map data; and
- 10 miscellaneous spot locations to be established by ABB-ES.

Hanna Furnace

Map the 130-acre site located at 1818 Fuhrman Boulevard, Buffalo, New York. Include the following items in the survey:

- horizontal locations of 7 collocated surface water/sediment samples; SW/SD - 7 ✓
- horizontal locations of 9 sump samples; CO/CL 9 ✓
- horizontal locations of 2 drum samples; WT 2 ✓
- horizontal locations of 21 surface soil samples; 25 ✓
- horizontal locations of 8 test pits TP: 8 ✓
- horizontal locations of 10 monitoring wells; MW: 10 ✓

- vertical elevations of monitoring wells including top of the riser, top of the protective casing, and the ground surface;
- major site characteristics including the outline of the Union Ship Canal, existing roads, and existing buildings;
- property boundaries based on tax map data; and
- 50 miscellaneous spot locations to be established by ABB-ES.

~~ENRX, Inc.~~

~~Map the approximately 0.5-acre site located at 766 Babcock Street, Buffalo, New York. Include the following items in the survey:~~

- ~~horizontal locations of 3 monitoring wells;~~
- ~~vertical elevations of monitoring wells including top of the riser, top of the protective casing, and the ground surface;~~
- ~~major site characteristics including edge of paved area, building corners, fenced areas, and locations of utility manholes;~~
- ~~property boundaries based on tax map data; and~~
- ~~10 miscellaneous spot locations to be established by ABB-ES.~~

ABB-ES or its designated representative will provide the following services:

1. Provide POPLI with right-of-access to all locations through NYSDEC and appropriate land owners.
2. Conduct health and safety meeting with POPLI field representatives prior to initiation of survey activities.

HEALTH AND SAFETY REQUIREMENTS

Before field work begins, POPLI must submit certification to ABB-ES that each of its employees working on-site at the PSA sites is in a Medical Monitoring program and has completed the appropriate training and field experience in compliance with the new OSHA 29 CFR regulations.

POPLI is responsible for meeting the requirements of the laws and regulations that apply to its work and to its employees. POPLI is advised to investigate the new requirements of 29 CFR before beginning work on this project. All work will be done at Level D, as described in the Health and Safety Plan (HASP) which will be forwarded to POPLI by ABB-ES prior to authorization to proceed for individual sites.

PROJECT SCHEDULE

Each site survey will be schedule separately depending on field work schedules. POPLI shall mobilize within five (5) calendar days of notice to proceed. ABB-ES anticipates that the survey for Tasks 3 and 4 field investigation activities shall commence on or about September 1, 1994. The final bound report shall be completed and provided to ABB-ES no later than 21 calender days after completion of the field work.

NYSDEC or ABB-ES reserve the right to reduce or increase the number of sampling locations, spot elevations, or temporary bench marks in this program. POPLI will provide sufficient equipment and manpower to avoid unnecessary delays.

POPLI shall assume 8-hour days and a repeating schedule of normal 5-day work week with 2 days off on weekends. If survey work falls behind schedule, POPLI shall be prepared to work reasonable overtime and mobilize additional survey equipment and personnel to complete the program within the project schedule, as specified by ABB-ES.

MEASUREMENT AND PAYMENT

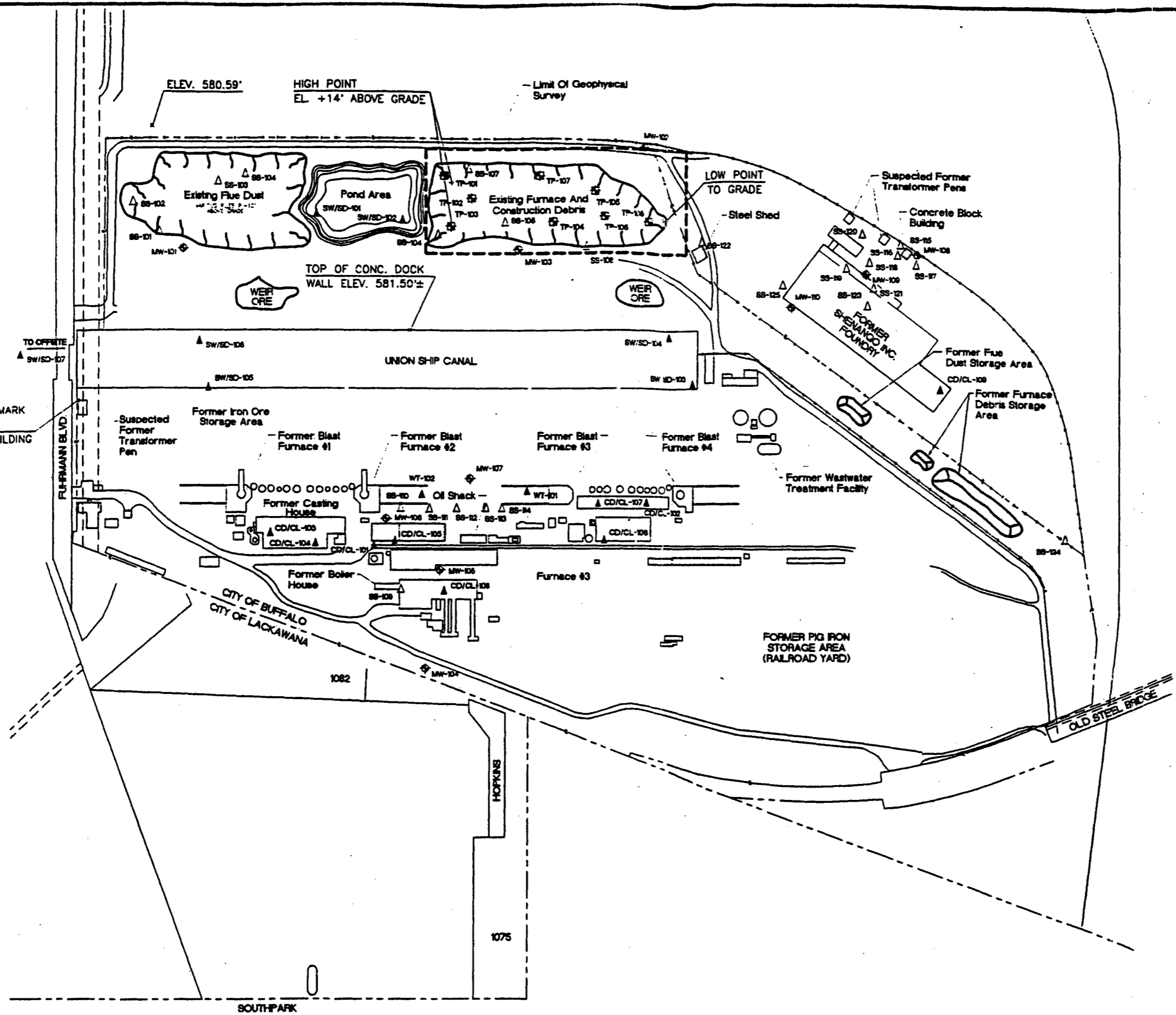

The payment items shall be those presented in accordance with contract required rates included in the Contract Schedules included as Attachment C. All measurements for payment purposes shall be rounded to the nearest 0.5 hour and half day. All unit cost shall be based on "Level D Protection". Prevailing Rates do not apply to investigative activities in the PSA. A separate rate schedule is to be provided for each of the fourteen sites.

COMPENSATION

POPLI shall be compensated on a cost plus fixed fee basis for the services described in the Scope of Services as authorized and accepted by ABB-ES in accordance with the contract required rates Attachment C and the site-specific estimates included in Attachment D. Invoices shall include the project job number task order number and indicate by date, the hours, expenses, and services provided on a site by site basis. Time reports, expense reports, and itemization of miscellaneous charges shall be required as backup for each submitted invoice in accordance with the Task Order Agreement-Attachment A: Schedule B, Payment Requirements.

ATTACHMENT C

FIGURES



NOTES:

1. ENTIRE SITE LIES WITHIN CITY OF BUFFALO M-3 ZONE (HEAVY INDUSTRIAL).
2. EXISTING GRADE APPROXIMATELY LEVEL VARIES ONLY BY 1'-0" TO 1'-6" ACROSS SITE.
3. ALL PROPOSED EXPLORATION LOCATIONS WILL BE FINALIZED IN THE FIELD BASED ON ACTUAL SITE CONDITIONS.

LEGEND:

- PROPERTY LINE (NOT SURVEYED)
- EXISTING OR FORMER FENCE LINE
- ▭ EXISTING BUILDINGS
- ▭ FORMER BUILDINGS
- LIMIT OF SURFACE GEOPHYSICAL SURVEY
- △ SS SURFACE SOIL SAMPLE PAIR
- ▲ SW/SD SURFACE WATER / SEDIMENT SAMPLE (LOCATIONS APPROXIMATE)
- ▲ WT DRUM SAMPLE (LOCATIONS APPROXIMATE)
- ▲ CD/CL STRUCTURE SEDIMENT / LIQUID SAMPLE PAIR (LOCATIONS APPROXIMATE)
- ⊙ MW MONITORING WELL
- ⊕ TP TEST PIT EXCAVATION (LOCATIONS APPROXIMATE)

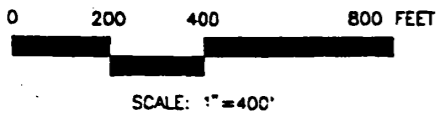
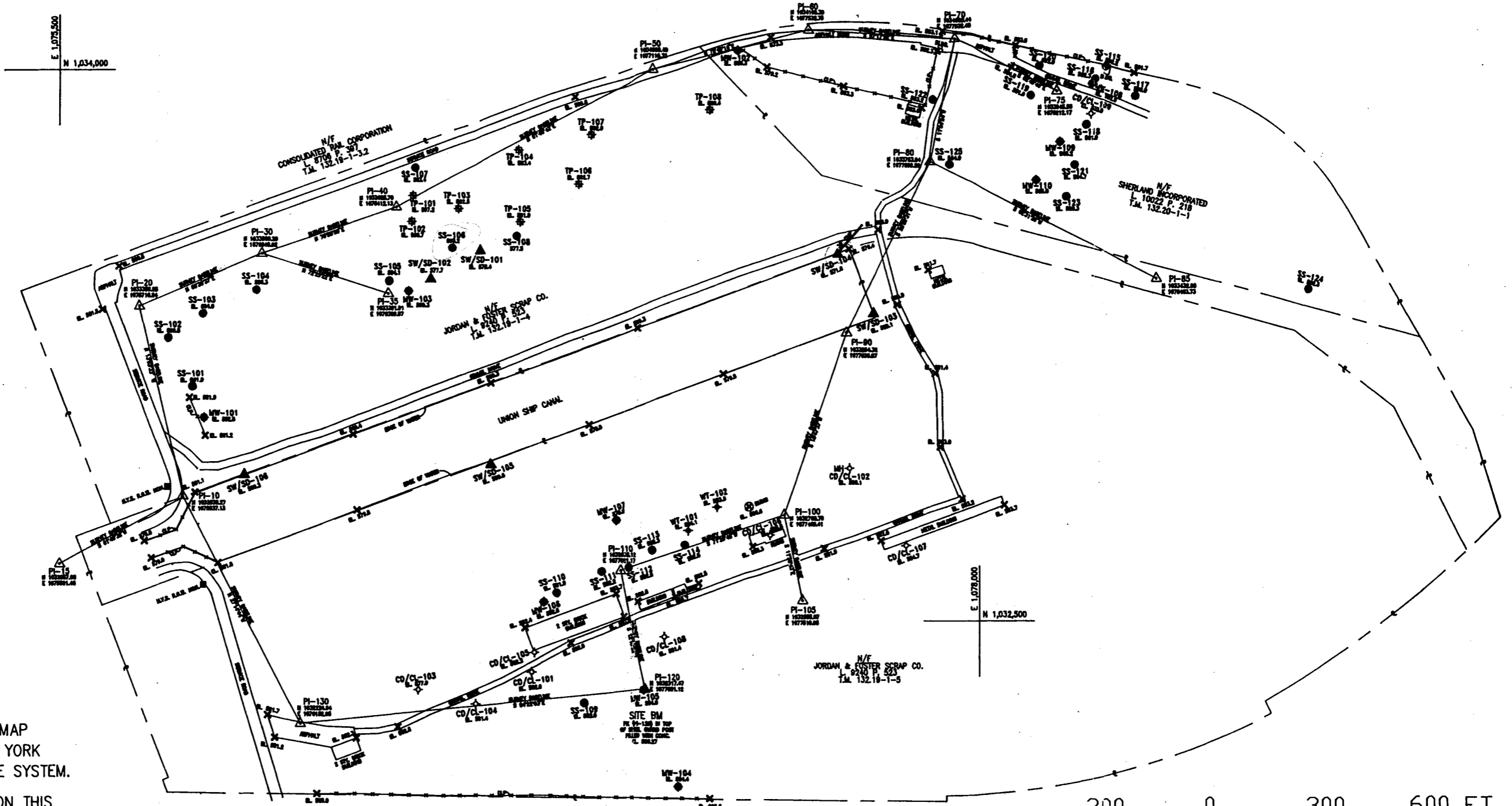


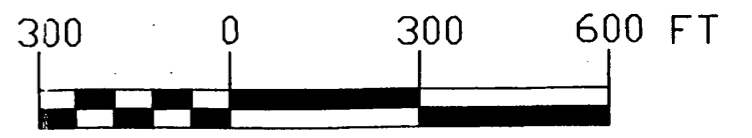
FIGURE 4-1
PROPOSED SAMPLING LOCATIONS
HANNA FURNACE
PRELIMINARY SITE ASSESSMENT
NEW YORK STATE DEC
 ABB Environmental Services

IN CHARGE OF R.S. LANNAMAN DRAFTED BY M.L.G. CHECKED BY M.F.I. DATE 1/10/75



SURVEY NOTES

- 1.) ALL LOCATIONS ON THIS MAP ARE BASED ON THE NEW YORK STATE PLANE COORDINATE SYSTEM.
- 2.) ALL ELEVATIONS SHOWN ON THIS MAP ARE BASED ON THE 1929 ADJUSTMENT OF THE NATIONAL GEODETIC VERTICAL DATUM.
- 3.) ALL LOCATIONS SHOWN WERE INFERRED FROM SURFACE EVIDENCE ONLY. NO SUBSURFACE UTILITIES WERE DETECTED.
- 4.) ALL PROPERTY LINE AND RIGHT OF WAY WERE DETERMINED FROM DRAWING #3672 BY RUPLEY BAHLER BLAKE CONSULTING ENGINEERS AND ERIE COUNTY TAX MAPS.

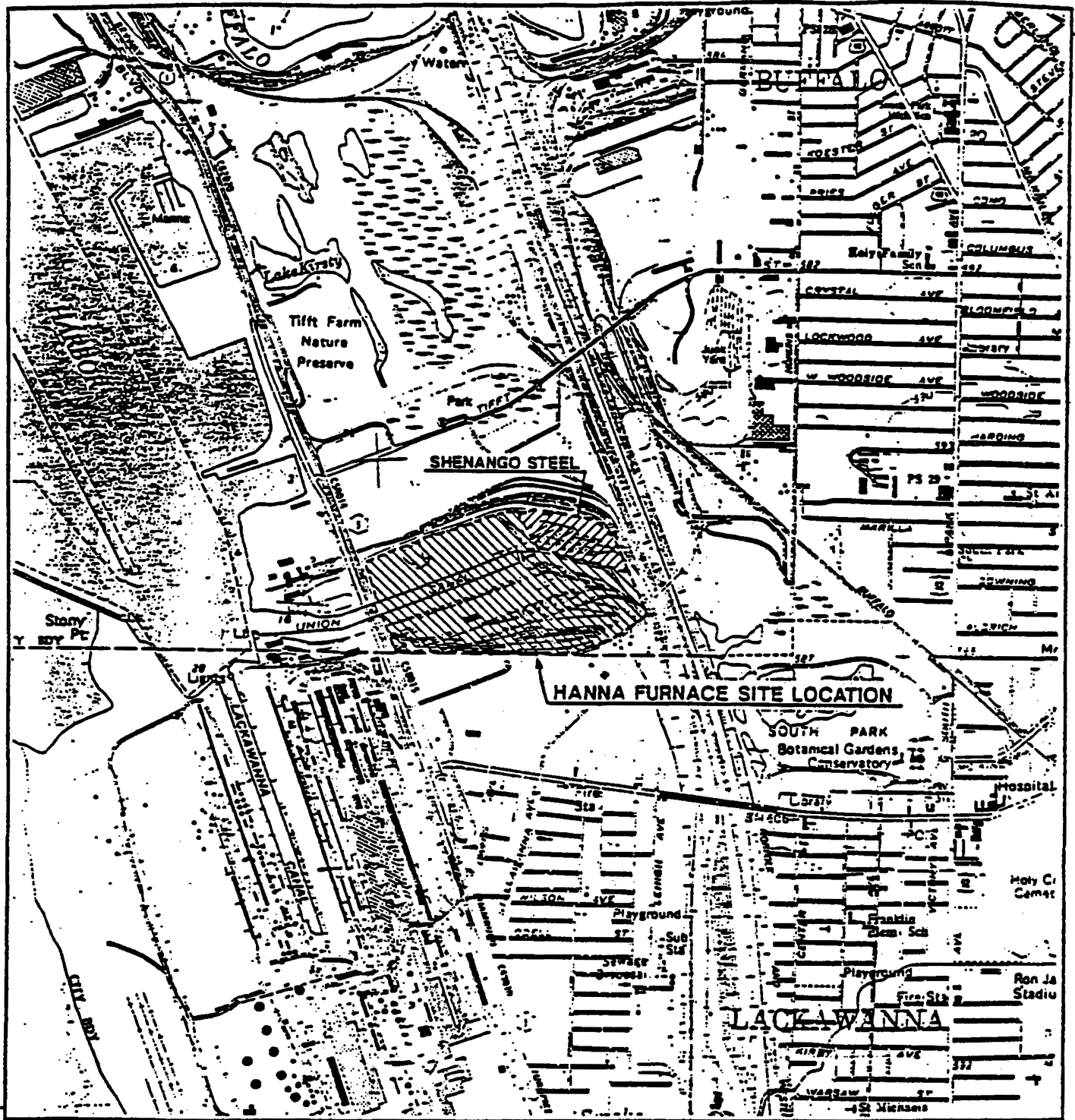


LEGEND

- (NOT TO SCALE)
- △ SURVEY CONTROL POINT
 - ▲ SURFACE WATER/SEDIMENT SAMPLE
 - ⊕ TEST PIT
 - ⊙ MONITORING WELL
 - SURFACE SOIL SAMPLE
 - ⊙ DRUM SAMPLE
 - ⊙ STRUCTURE SEDIMENT/ LIQUID SAMPLE
 - ×-× CHAIN LINK FENCE

HANNA FURNACE

PREPARED FOR: ABB ENVIRONMENTAL SERVICES PORTLAND, MAINE		PREPARED BY: OM P. POPLI, P.E., L.S., P.C. CONSULTING ENGINEERS & SURVEYORS 44 SAGINAW DRIVE ROCHESTER, NEW YORK 14623 PHONE: (716) 442-6940	
DATE: 1/95	SCALE: 1"=300'	SITE NO. 915029	



SOURCE: N.Y.S. DEPARTMENT OF TRANSPORTATION 7.5-MINUTE SERIES QUADRANGLE:
 BUFFALO SE, NEW YORK, DATED 1988.

SITE NO: 915029
 LOCATION: CITY OF BUFFALO
 ERIE COUNTY



FIGURE 1-1
SITE LOCATION MAP
HANNA FURNACE
PRELIMINARY SITE ASSESSMENT
NEW YORK STATE DEC

ABB Environmental Services

ATTACHMENT D
TABULATION OF DATA

SUMMARY

HANNA FURNACE				
POINT	NORTHING	EASTING	ELEVATION	DESCRIPTION
SS-101	1033139.65	1075860.92	581.6	GROUND
SS-102	1033271.00	1075794.96	590.8	GROUND
SS-103	1033337.20	1075889.19	584.0	GROUND
SS-104	1033401.43	1076033.06	585.3	GROUND
SS-105	1033425.37	1076392.18	584.1	GROUND
SS-106	1033514.76	1076565.10	593.1	GROUND
SS-107	1033732.50	1076464.16	583.4	GROUND
SS-108	1033547.04	1076739.58	577.5	GROUND
SS-109	1032280.29	1076923.36	582.0	GROUND
SS-110	1032577.80	1076848.14	581.9	GROUND
SS-111	1032635.23	1076969.68	582.2	GROUND
SS-112	1032646.64	1077044.03	582.6	GROUND
SS-113	1032693.32	1077110.44	582.3	GROUND
SS-114	1032707.39	1077198.76	582.8	GROUND
SS-115	1034009.97	1078345.94	582.2	GROUND
SS-116	1033976.47	1078316.12	582.3	GROUND
SS-117	1033930.66	1078426.66	580.9	GROUND
SS-118	1033853.16	1078291.17	581.9	GROUND
SS-119	1033934.88	1078141.71	581.8	GROUND
SS-120	1034015.76	1078165.32	582.0	GROUND
SS-121	1033743.41	1078260.40	584.7	GROUND
SS-122	1033923.05	1077872.87	583.2	GROUND
SS-123	1033657.02	1078236.86	588.3	GROUND

SUMMARY

HANNA FURNACE				
POINT	NORTHING	EASTING	ELEVATION	DESCRIPTION
SS-124	1033403.08	1078898.30	582.3	GROUND
SS-125	1033745.45	1077918.09	584.9	GROUND
TP-101	1033656.70	1076457.79	597.2	GROUND
TP-102	1033586.38	1076454.28	598.7	GROUND
TP-103	1033620.67	1076581.81	592.5	GROUND
TP-104	1033780.68	1076744.74	583.4	GROUND
TP-105	1033585.30	1076749.22	581.9	GROUND
TP-106	1033687.44	1076906.50	582.7	GROUND
TP-107	1033823.16	1076940.54	582.6	GROUND
TP-108	1033891.66	1077264.87	580.4	GROUND
SW/SD-101	1033506.24	1076640.67	578.4	GROUND
SW/SD-102	1033429.64	1076506.88	577.7	GROUND
SW/SD-103	1033335.99	1077711.46	580.1	GROUND
SW/SD-104	1033496.61	1077614.12	571.6	GROUND
SW/SD-105	1032926.25	1076669.66	580.0	GROUND
SW/SD-106	1032899.09	1076002.18	580.3	GROUND
SW/SD-107	1032603.39	1074792.02	572.2	GROUND
CD/CL-101	1032363.47	1076781.00	582.0	GROUND
CD/CL-103	1032316.01	1076473.89	577.9	GROUND
CD/CL-104	1032277.15	1076629.66	581.4	GROUND
CD/CL-105	1032415.21	1076786.92	582.2	GROUND
CD/CL-107	1032705.31	1077801.63	584.7	GROUND
CD/CL-108	1032458.19	1077143.16	581.4	GROUND
CD/CL-109	1033881.73	1078303.82	583.8	GROUND

SUMMARY

HANNA FURNACE				
POINT	NORTHING	EASTING	ELEVATION	DESCRIPTION
WT-101	1032746.99	1077207.72	584.1	GROUND
WT-102	1032810.11	1077285.90	583.8	GROUND
MW-101	1033054.97	1075892.75	582.8	GROUND
			585.40	CASE
			585.17	RISER
MW-102	1034053.80	1077340.25	580.3	GROUND
			583.20	CASE
			582.98	RISER
MW-103	1033398.21	1076446.06	580.3	GROUND
			582.81	CASE
			582.56	RISER
MW-104	1032052.97	1077181.31	584.4	GROUND
			587.19	CASE
			586.90	RISER
MW-105	1032315.41	1077087.84	584.0	GROUND
			586.22	CASE
			586.03	RISER
MW-106	1032553.59	1076813.75	582.8	GROUND
			586.05	CASE
			585.67	RISER
MW-107	1032774.66	1077009.50	579.6	GROUND
			582.27	CASE
			582.09	RISER
MW-108	1033963.96	1078307.08	582.9	GROUND
			585.39	CASE
			584.88	RISER
MW-109	1033807.88	1078220.90	585.2	GROUND
			587.74	CASE
			587.60	RISER
MW-110	1033703.07	1078155.28	585.0	GROUND
			587.53	CASE
			587.38	RISER

FINAL Ground Coords (on site trav.) 12-28-94

Easy Survey Coordinate Editor, File ->TRAV.CRS

Point	Northing	Easting	Elevation	- Description -
1	0.0000	0.0000	0.0000	NULL
10	1032838.2713	1075837.1286	582.5300	PI-10
15	1032657.9773	1075501.4602	579.1400	PI-15
20	1033356.8459	1075716.8420	588.1700	PI-20
30	1033500.2044	1076048.0227	586.0300	PI-30
35	1033391.9125	1076389.8737	581.7000	PI-35
40	1033625.6957	1076412.1261	598.8100	PI-40
50	1034000.3972	1077110.3072	580.0800	PI-50
60	1034108.3037	1077532.7516	580.8500	PI-60
70	1034089.4375	1077932.4807	583.2000	PI-70
75	1033945.5578	1078212.1734	583.6400	PI-75
80	1033753.0355	1077866.5930	585.1400	PI-80
85	1033432.0802	1078483.7266	582.5700	PI-85
90	1033284.3208	1077638.0672	579.9700	PI-90
100	1032788.7047	1077469.4074	582.8500	PI-100
105	1032555.0740	1077519.0470	581.3100	PI-105
110	1032638.1171	1077021.1689	582.9000	PI-110
120	1032317.4665	1077091.1195	586.2700	PI-120
130	1032224.9422	1076152.9537	581.8700	PI-130

Easy Survey Coordinate Editor, File ->TRAV1A.CR5

Point	Northing	Easting	Elevation	- Description -
1	0.0000	0.0000	0.0000	NULL
10	1032838.2713	1075837.1286	0.0000	PI-10
130	1032224.9422	1076152.9537	0.0000	PI-130
140	1029757.2010	1081013.8136	0.0000	PI-140
150	1029976.2301	1079630.3977	0.0000	PI-150
160	1030098.2317	1078845.8375	0.0000	PI-160
170	1030242.9559	1077827.2533	0.0000	PI-170
180	1030454.3914	1077205.8397	0.0000	PI-180
190	1031391.4077	1077004.2385	0.0000	PI-190
200	1031481.3372	1076280.7258	0.0000	PI-200
210	1032237.5414	1076005.6311	0.0000	PI-210
220	1031463.2554	1076329.3787	0.0000	PI-220
230	1031475.0838	1077014.4465	0.0000	PI-230
240	1030415.8352	1077331.6039	0.0000	PI-240
250	1030293.3041	1077873.8706	0.0000	PI-250
260	1030170.3528	1078741.9644	0.0000	PI-260
270	1030082.2155	1079352.2745	0.0000	PI-270
280	1030096.1292	1079562.3560	0.0000	PI-280
290	1029859.5214	1080979.4758	0.0000	PI-290
300	1029988.1139	1081198.5397	0.0000	MON. BALA

Easy Survey Coordinate Editor, File ->HFHSBL12.CR5

Point	Northing	Easting	Elevation	- Description -
1	0.0000	0.0000	0.0000	NULL
707	1032730.8991	1077371.4890	583.8445	RUINS COR A GRD
708	1032702.3335	1077382.9171	585.2561	RUINS COR B TOP
709	1032715.1197	1077417.1245	585.2629	RUINS COR C TOP
710	1032710.3250	1077418.8106	583.3758	RUINS COR D GRD
711	1032730.8742	1077473.2721	583.7297	RUINS COR E GND
712	1032750.8367	1077466.1888	583.2718	RUINS COR F GND
713	1032729.8646	1077409.1227	586.2928	RUINS COR G TOP
714	1032743.2560	1077403.9271	584.0924	RUINS COR H GRD
715	1032733.9700	1077429.7957	585.7828	CD/CL 106
716	1032811.3814	1077372.8051	590.5534	24'DIA S.STKRUIIN
717	1032915.6493	1077646.3807	586.1173	CD/CL 102 MH
718	1032966.8508	1077895.0184	583.8212	CL 12' GRAVEL DR
719	1032803.1914	1077863.6973	582.8951	CL 12'*CL15'GRAV
720	1032832.2533	1077952.2306	583.2105	CL15' GOING EAST
721	1032765.6527	1077768.8243	582.5917	CL15 DRV GRAVEL
722	1032728.7393	1077672.7047	582.0776	CL15 DRV GRAVEL
723	1032696.4012	1077578.4460	581.8533	CL15 DRV GRAVEL
724	1032663.8030	1077489.1116	581.6032	CL15 DRV GRAVEL
725	1032633.2356	1077399.5032	581.8635	CL15 DRV GRAVEL
726	1032602.8979	1077309.1913	581.9206	CL15 DRV GRAVEL

Easy Survey Coordinate Editor, File ->HFHSBL11.CR5

Point	Northing	Easting	Elevation	- Description -
1	0.0000	0.0000	0.0000	NULL
350	1032838.2828	1075837.1500	582.5176	CK TO 10
351	1032603.3886	1074792.0173	572.2269	SW/SD-107
352	1033356.8750	1075716.8353	588.1555	CK TO 20
353	1032755.6206	1075719.5274	582.5213	ELB;CL 30'PAV RD
354	1032767.5480	1075751.9402	582.3659	CPL;PC
355	1032794.5277	1075792.7157	582.1087	CPL;POC
356	1032835.4589	1075815.8076	581.8454	CPL;POC
357	1032882.1424	1075817.2844	581.6716	CPL;POC
358	1032904.0632	1075810.7219	581.6714	CPL;PT
359	1032997.2555	1075775.5372	581.7439	ELB;CL 30'PAV RD
360	1033090.3923	1075739.8432	582.1636	ELB;CL 30'PAV RD
361	1033186.0136	1075703.0370	582.6390	ELB;CL 30'PAV RD
362	1033263.5640	1075673.2894	582.6079	ELB;CL 30'PAV RD
363	1033109.0620	1075853.0637	581.9409	CLF;5'
364	1033006.0253	1075896.0899	581.1739	CLF;5'
365	1033139.6516	1075860.9242	581.5864	SS-101
366	1033054.9665	1075892.7508	582.7341	MW-101
367	1032899.0925	1076002.1838	580.3051	SW/SD-106*CANAL
368	1032938.8032	1076108.8369	580.2562	MCS;CANAL EDGE
369	1032974.2183	1076203.7886	580.0307	MCS;CANAL EDGE
370	1033008.1782	1076295.2721	580.3487	MCS;CANAL EDGE
371	1033042.4115	1076386.2243	580.2273	MCS;CANAL EDGE
372	1033077.5251	1076480.5391	579.8211	MCS;CANAL EDGE
373	1033113.7120	1076576.9757	580.2149	MCS;CANAL EDGE
374	1033147.9292	1076670.5156	580.2464	MCS;CANAL EDGE
375	1033182.6932	1076764.4067	580.1938	MCS;CANAL EDGE
376	1033262.5112	1076980.0287	580.4609	MCS;CANAL EDGE
377	1033297.3013	1077070.0691	580.3402	MCS;CANAL EDGE
378	1033232.9594	1076784.8783	580.2234	DRV;CL 21'GRAVEL
379	1033195.1812	1076693.0637	580.3807	DRV;CL 21'GRAVEL
380	1033159.0601	1076589.7635	580.0693	DRV;CL 21'GRAVEL
381	1033123.0750	1076496.2527	580.3466	DRV;CL 21'GRAVEL
382	1033086.9174	1076404.2773	580.5029	DRV;CL 21'GRAVEL
383	1033051.1366	1076309.5191	580.5167	DRV;CL 21'GRAVEL
384	1033013.9275	1076214.2158	580.1574	DRV;CL 21'GRAVEL
385	1032986.2955	1076118.7247	580.2810	DRV;CL 21'GRAVEL
386	1032949.5114	1076024.8782	580.5203	DRV;CL 21'GRAVEL
387	1032922.5591	1075930.5391	581.7797	DRV;CL 21'GRAVEL
388	1032923.1693	1075881.7557	581.4451	DRV;CL 21'GRAVEL
389	1032959.3142	1075845.9850	580.8188	DRV;CL 21'GRAVEL
390	1032978.9251	1075818.7298	581.1307	DRV;CL 21'GRAVEL
391	1032975.3181	1075799.5883	581.4802	DRV;@PAV
392	1032898.9788	1076001.6934	580.3517	MCS;CANAL EDGE
393	1032865.9961	1075913.6930	580.4037	MCS;CANAL EDGE
394	1032848.6830	1075867.8153	581.1209	MCS;CANAL EDGE
395	1032749.5878	1075818.8487	579.0161	MCS;CANAL EDGE
396	1032718.3022	1075733.5446	578.9883	MCS;CANAL EDGE
397	1032718.5369	1075731.5417	578.9853	CLF;4'

JOB: HFHSBL11

CONTROL: TRAV TIME: 09:54 DATE: 12-30-1994

398	1032750.1391	1075817.6462	579.0467	CLF;4'
399	1032851.3798	1075868.1084	581.2159	CLF;4'
400	1032866.7820	1075793.2093	584.0741	ROW;NYS
401	1032635.6896	1075768.8944	580.0504	ELB;CL 21'PAV RD
402	1032645.6185	1075795.9710	579.8286	CPL;PC
403	1032651.2829	1075844.5344	579.5714	CPL;POC
404	1032631.8688	1075890.9052	579.2369	CPL;POC
405	1032583.6772	1075925.8070	579.0380	CPL;PT
406	1032488.7221	1075953.9184	579.1672	ELB;CL 21'PAV RD
407	1032659.8469	1075931.6061	581.0962	CLF;4'
408	1032703.0588	1075837.2722	579.0480	CLF;4'
409	1032671.6855	1075751.8079	578.9718	CLF;4'
410	1032672.2735	1075750.5386	578.9970	MCS;CANAL EDGE
411	1032704.2631	1075837.9043	578.9862	MCS;CANAL EDGE
412	1032661.5623	1075932.2280	581.0480	MCS;CANAL EDGE
413	1032695.8976	1076024.5990	579.9604	MCS;CANAL EDGE
414	1032730.8425	1076117.4979	579.7740	MCS;CANAL EDGE
415	1032766.2996	1076211.3611	579.9233	MCS;CANAL EDGE
416	1032802.4137	1076306.3519	579.7918	MCS;CANAL EDGE
417	1032838.1538	1076400.8216	579.8151	MCS;CANAL EDGE
418	1032873.1403	1076493.3368	579.8232	MCS;CANAL EDGE
419	1032910.0744	1076591.5340	579.8194	MCS;CANAL EDGE
420	1032940.8979	1076673.6925	579.8350	MCS;CANAL EDGE
421	1032600.7634	1075890.3110	582.0143	ROW;NYS
422	1032655.7015	1075502.6694	579.1550	CK TO 15
423	1032600.5271	1075889.2466	582.0344	ROW;NYS
424	1032866.7998	1075793.1972	584.0706	ROW;NYS
425	1032657.9318	1075501.4614	579.1772	CK TO 15
426	1032838.2055	1075837.1412	582.5353	CK TO 10
427	1033401.4329	1076033.0605	585.2536	SS-104
428	1033337.1987	1075889.1941	583.9631	SS-103
429	1033270.9991	1075794.9620	590.8098	SS-102
430	1033263.6036	1075673.1553	582.6244	ELB;CL 30'PAV RD
431	1033357.9341	1075637.0821	581.8467	ELB;CL 30'PAV RD
432	1033348.0500	1075616.1074	581.4951	EP
433	1033404.8537	1075593.5176	580.2133	EP;PC
434	1033452.5816	1075594.9722	580.2468	EP;POC
435	1033471.3479	1075635.7426	580.2208	EP;PT
436	1033474.5874	1075657.1486	580.3861	EP
437	1033465.4297	1075661.3533	580.5513	ELB;CL 21'PAV RD
438	1033456.8787	1075665.0096	580.5995	EP;PC
439	1033424.7825	1075671.3672	580.4310	EP;POC
440	1033399.7987	1075661.9237	580.7268	EP;PRC
441	1033385.3810	1075657.7961	580.7620	EP
442	1033368.4207	1075655.8969	581.0955	EP;CNR
443	1033365.9769	1075649.3939	581.4224	EP;QRD
444	1033465.6286	1075663.1294	580.5766	ELB;CL 21'PAV RD
445	1033499.1415	1075753.7629	580.6729	ELB;CL 21'PAV RD
446	1033532.8821	1075844.4245	580.6080	ELB;CL 21'PAV RD
447	1033567.2069	1075937.1346	580.8747	ELB;CL 21'PAV RD
448	1033600.7190	1076027.7438	580.2698	ELB;CL 21'PAV RD
449	1033500.2111	1076048.0160	586.0498	CK TO 30

JOB: HFHSBL11

CONTROL: TRAV TIME: 09:54 DATE: 12-30-1994

450	1033500.2177	1076047.9807	586.0318	CK TO 30
451	1033514.7601	1076565.0957	593.1475	SS-106
452	1033547.0390	1076739.5796	577.4681	SS-108
453	1033506.2438	1076640.6671	578.4078	SW/SD-101
454	1033429.6359	1076506.8829	577.7334	SW/SD-102
455	1033398.2076	1076446.0647	580.2254	MW-103
456	1033425.3656	1076392.1758	584.0578	SS-106 <i>SS-105</i>
457	1033500.2177	1076047.9807	586.0336	CK TO 30
458	1034089.4507	1077932.4550	583.2127	CK TO 70
459	1033657.0237	1078236.8616	588.3061	SS-123
460	1033703.0653	1078155.2787	584.9713	MW-110
461	1033807.8791	1078220.8957	585.0786	MW-109
462	1033881.7289	1078303.8156	583.8045	CD/CL-109
463	1033853.1625	1078291.1725	581.8843	SS-118
464	1033930.6590	1078426.6555	580.8637	SS-117
465	1034009.9728	1078345.9432	582.2453	SS-115
466	1033976.4738	1078316.1221	582.3104	SS-116
467	1033963.9645	1078307.0789	582.7920	MW-108
468	1034015.7586	1078165.3213	582.0104	SS-120
469	1033934.8807	1078141.7063	581.8488	SS-119
470	1034030.7179	1078095.6082	583.5166	DRV;CL 18'GRAVEL
471	1033985.5586	1078185.5622	582.6296	DRV;CL 18'GRAVEL
472	1033951.1433	1078277.0890	583.1008	DRV;CL 18'GRAVEL
473	1033916.4850	1078370.9470	582.4113	DRV;CL 18'GRAVEL
474	1033877.9555	1078461.4880	582.7040	DRV;CL 18'GRAVEL
475	1033993.8661	1078423.9476	581.7091	CLF;BEGIN
476	1034039.8741	1078234.7365	583.1972	CLF
477	1034071.0324	1078100.8120	583.0341	CLF'EP
478	1034054.8571	1078096.7541	583.2912	CLF
479	1034053.2181	1078101.6141	583.1188	CLF;EP
480	1034042.9520	1078098.9100	583.4789	CLF;END EP
481	1034031.4498	1078094.5574	583.6490	EP
482	1034020.2163	1078092.8686	584.3306	CLF;END*EP
483	1034011.3265	1078090.6072	584.8195	CLF;END*EP CNR
484	1034008.2933	1078345.0814	582.1883	BLD;CNR
485	1033990.1991	1078340.3138	582.5713	BLD;CNR
486	1033986.3407	1078354.6061	582.8450	BLD;CNR
487	1034089.4507	1077932.4549	583.2219	CK TO 70
488	1033500.1838	1076047.9629	586.1010	CK TO 30
489	1034000.3957	1077110.3776	580.1176	CK TO 50
490	1033500.1839	1076047.9632	586.0917	CK TO 30
491	1034000.3989	1077110.3755	580.1061	CK TO 50
492	1033595.0697	1076012.4842	580.2503	ELB;CL 21'PAV RD
493	1033628.0432	1076101.7452	580.3748	ELB;CL 21'PAV RD
494	1033661.4641	1076192.7083	580.5208	ELB;CL 21'PAV RD
495	1033694.6315	1076282.6479	580.5060	ELB;CL 21'PAV RD
496	1033727.4638	1076371.5905	580.1656	ELB;CL 21'PAV RD
497	1033762.1776	1076464.7217	580.2608	ELB;CL 21'PAV RD
498	1033796.9469	1076556.2578	580.0607	ELB;CL 21'PAV RD
499	1033832.6264	1076648.3509	580.1001	ELB;CL 21'PAV RD
500	1033732.4973	1076464.1571	583.3734	SS-107
501	1033656.6988	1076457.7886	597.2211	TP-101

JOB: HFHSBL11

CONTROL: TRAV TIME: 09:54 DATE: 12-30-1994

502	1033586.3832	1076454.2787	598.7195	TP-102
503	1033620.6687	1076581.8109	592.5455	TP-103
504	1033780.6800	1076744.7394	583.3653	TP-104
505	1033585.3013	1076749.2158	581.9467	TP-105
506	1034000.4223	1077110.3623	580.0792	CK TO 50
507	1034108.3013	1077532.7847	580.8440	CK TO 60
508	1033687.4437	1076906.4964	582.6656	TP-106
509	1033823.1579	1076940.5386	582.5898	TP-107
510	1033891.6615	1077264.8710	580.4106	TP-108
511	1033957.5017	1076918.5873	580.1776	PLM
512	1033832.3659	1076648.8053	580.1005	ELB;CL 21'PAV RD
513	1033866.1054	1076738.0283	580.5515	ELB;CL 21'PAV RD
514	1033900.1234	1076827.9436	580.5325	ELB;CL 21'PAV RD
515	1033924.7726	1076896.5295	580.5574	ELB;CL 21'PAV RD
516	1033953.0398	1076989.7770	580.2809	ELB;CL 21'PAV RD
517	1033980.5834	1077082.3334	580.2075	ELB;CL 21'PAV RD
518	1034009.8909	1077173.6799	580.0798	ELB;CL 21'PAV RD
519	1034045.7097	1077265.4035	580.2406	ELB;CL 21'PAV RD
520	1034069.4983	1077337.4487	580.2871	ELB;CL 21'PAV RD
521	1034053.8046	1077340.2462	580.3302	MW-102
522	1033625.6671	1076412.0646	598.7696	CK TO 40
523	1034000.3895	1077110.2773	580.0425	CK TO 50
524	1034053.3556	1077355.8957	579.6428	CLF
525	1034007.0133	1077420.5353	579.1878	CLF
526	1033982.7684	1077515.4928	579.6683	CLF
527	1033954.5660	1077629.4447	583.3160	CLF
528	1033932.4637	1077735.8802	584.3495	CLF
529	1033906.7836	1077852.5642	583.7800	CLF;CNR
530	1033977.1913	1077868.1390	582.9357	CLF
531	1034055.1286	1077885.0609	582.2672	CLF;END
532	1034069.5879	1077337.1475	573.1207	ELB;CL 21'PAV RD
533	1034088.4180	1077431.0382	573.3714	ELB;CL 21'PAV RD
534	1034098.3763	1077554.7558	573.7738	ELB;CL 21'PAV RD
535	1034100.3421	1077653.5861	574.7271	ELB;CL 21'PAV RD
536	1034094.0204	1077751.2412	575.1284	ELB;CL 21'PAV RD
537	1034087.6641	1077846.9290	575.6479	ELB;CL 21'PAV RD
538	1034089.4376	1077932.5194	583.1860	CK TO 70
539	1034108.3056	1077532.7134	580.8203	CK TO 60
540	1034077.4621	1077839.8745	582.5861	EP;CNR
541	1034072.2757	1077840.6769	582.2481	EP;CNR
542	1034060.8386	1077881.0846	582.7120	EP;CNR
543	1034063.7882	1077882.2538	582.7201	EP;CNR
544	1034071.3632	1077889.1169	583.4601	BLD;EP
545	1034069.1232	1077899.2853	582.8934	BLD;EP
546	1034059.9702	1077900.4858	582.7894	BLD;EP
547	1034053.1956	1077898.5665	582.6052	BLD;EP
548	1034048.8660	1077953.6003	583.5519	EP
549	1034011.8309	1078090.5267	584.9825	EP
550	1034072.3025	1078096.2728	582.8866	0
551	1034072.3033	1078096.2729	582.8850	CLF;EP
552	1034094.1100	1077992.7024	583.9018	CLF;EP
553	1034109.3925	1077898.9976	583.0925	CLF;CNR*EP

JOB: HFHSDL11

CONTROL: TRAV TIME: 09:54 DATE: 12-30-1994

554	1034094.5126	1077896.3154	583.1213	CLF;END*EP
555	1034098.2700	1077849.0285	582.7593	EP
556	1033752.9964	1077866.5803	585.1296	CK TO 80
557	1033284.2783	1077638.0324	579.9651	CK TO 90
558	1033563.6329	1077723.5336	580.8757	DRV;CL 15'GRAVEL
559	1033611.7819	1077722.8481	580.9035	DRV;CL 15'GRAVEL
560	1033637.9364	1077739.6452	580.6881	DRV;CL 15'GRAVEL
561	1033663.5558	1077788.6006	582.1762	DRV;CL 15'GRAVEL
562	1033687.4291	1077817.4317	582.8004	DRV;CL 15'GRAVEL
563	1033730.6493	1077845.5828	583.7583	DRV;CL 15'GRAVEL
564	1033760.7348	1077856.3675	585.2914	DRV;CL 15'GRAVEL
565	1033866.5141	1077869.2414	583.7541	DRV;CL 15'GRAVEL
566	1033959.4311	1077909.2186	583.3801	DRV;CL 15'GRAVEL
567	1034053.4052	1077932.8489	582.8648	DRV;CL 15'GRAVEL
568	1033898.6689	1077843.4213	583.6327	BLD;CNR METAL
569	1033872.4283	1077836.0146	583.4739	BLD;CNR METAL
570	1033883.0633	1077797.2100	582.9519	BLD;CNR METAL
571	1033923.0464	1077872.8650	583.1637	SS-122
572	1033745.4462	1077918.0949	584.8576	SS-125
573	1033743.4053	1078260.4006	584.7146	SS-121
574	1034089.4383	1077932.4741	583.1878	CK TO 70
575	1033753.0683	1077866.5299	585.0977	CK TO 80
576	1033403.0844	1078898.3003	582.3487	SS-124
577	1032788.7916	1077469.4369	583.1585	CK TO 100
578	1032937.0806	1076674.4206	579.7866	MCS;CANAL EDGE
579	1032970.0000	1076762.6245	579.6683	MCS;CANAL EDGE
580	1033001.0072	1076845.9921	578.7761	MCS;CANAL EDGE
581	1033034.2616	1076935.1831	579.8138	MCS;CANAL EDGE
582	1033067.3762	1077022.9428	579.7196	MCS;CANAL EDGE
583	1033100.3373	1077111.4408	579.5981	MCS;CANAL EDGE
584	1033135.5366	1077206.1977	579.8583	MCS;CANAL EDGE
585	1033171.6559	1077303.1073	579.8264	MCS;CANAL EDGE
586	1033201.9032	1077384.7793	579.5241	MCS;CANAL EDGE
587	1033234.6363	1077472.1473	579.4910	MCS;CANAL EDGE
588	1033267.0975	1077559.0221	579.8157	MCS;CANAL EDGE
589	1033301.3871	1077651.1721	579.6811	MCS;CANAL EDGE
590	1033324.4765	1077715.7222	578.2956	MCS;CANAL END
591	1033419.5396	1077679.2113	579.7918	MCS;CANAL END
592	1033510.8015	1077644.4615	576.3882	MIS;CNR CANAL
593	1033496.3401	1077606.0633	572.8788	MIS;CANAL EDGE
594	1033464.3680	1077519.1700	572.3189	MIS;CANAL EDGE
595	1033428.1206	1077423.7588	572.2225	MIS;CANAL EDGE
596	1033391.0623	1077322.0220	572.0179	MIS;CANAL EDGE
597	1033355.5416	1077227.2867	572.3162	MIS;CANAL EDGE
598	1033318.0718	1077129.0260	572.1221	MIS;CANAL EDGE
599	1033297.0330	1077068.2693	580.6196	MCS;CANAL EDGE
600	1033232.9842	1076785.0105	580.2727	DRV;CL 21'GRAVEL
601	1033269.9867	1076874.5617	580.1570	DRV;CL 21'GRAVEL
602	1033301.3636	1076965.4232	580.4278	DRV;CL 21'GRAVEL
603	1033338.3710	1077058.9042	580.7137	DRV;CL 21'GRAVEL
604	1033374.9244	1077149.5181	580.7186	DRV;CL 21'GRAVEL
605	1033410.3343	1077245.3916	580.5198	DRV;CL 21'GRAVEL

JOB: HFHSBL11

CONTROL: TRAV TIME: 09:54 DATE: 12-30-1994

606	1033446.7545	1077342.3875	580.8165	DRV;CL 21'GRAVEL
607	1033477.2921	1077435.2680	581.0067	DRV;CL 21'GRAVEL
608	1033508.4723	1077524.0602	580.8649	DRV;CL 21'GRAVEL
609	1033543.3659	1077618.3002	581.0087	DRV;CL 21'GRAVEL
610	1033559.5946	1077724.8137	580.9771	DRV;CL CL GRVL
611	1033456.5688	1077751.3062	581.1483	DRV;CL 15'GRAVEL
612	1033361.4903	1077776.5096	580.9214	DRV;CL 15'GRAVEL
613	1033273.5230	1077819.6660	580.4107	DRV;CL 15'GRAVEL
614	1033174.4206	1077879.6121	581.3474	DRV;CL 15'GRAVEL
615	1033122.9086	1077891.3984	580.9145	DRV;CL 15'GRAVEL
616	1032973.1401	1077892.9597	583.8668	DRV;CL 12'GRAVEL
617	1033445.3083	1077906.7205	581.5364	BLD;CNR METAL
618	1033431.8428	1077869.0072	581.3951	BLD;CNR METAL
619	1033455.3056	1077860.2959	581.6826	BLD;CNR METAL
620	1033496.6097	1077614.1155	571.6408	SW/SD-104;36"CMP
621	1033335.9920	1077711.4630	580.0531	SW/SD-103
622	1033753.0654	1077866.6639	585.1250	CK TO 80
623	1032788.7001	1077469.4083	583.2049	CK TO 100
624	1032788.7002	1077469.4083	583.2015	CK TO 100
625	1032788.6024	1077469.4291	582.8316	CK TO 100
626	1032718.0284	1077733.2330	581.9612	BLD;CNR METAL
627	1032694.2477	1077742.1082	582.5244	BLD;CNR METAL
628	1032816.3161	1078069.2010	583.6691	BLD;CNR METAL
629	1032705.3105	1077801.6305	584.7433	CD/CL-107
630	1032565.7189	1077174.3063	582.7148	BLD;CNR BRICK
631	1032590.8911	1077241.1401	582.1977	BLD;CNR BRICK
632	1032603.1848	1077236.4571	582.5067	BLD;CNR BRICK
635	1032788.7182	1077469.4475	582.8576	CK TO 100
636	1032317.2371	1077091.1598	586.2914	CK TO 120
637	1032601.7639	1077198.3374	582.7619	BLD;BB
638	1032589.2330	1077165.5146	582.4509	BLD;CC
639	1032588.1556	1077162.0497	582.2534	0.
640	1032588.1556	1077162.0497	582.2534	BLD;DD
641	1032553.9658	1077071.5862	582.5987	BLD;EE
642	1032531.3939	1077079.2825	582.8054	BLD;FF
643	1032575.0385	1077009.2358	583.6827	0
644	1032574.9992	1077009.2284	583.6843	BLD;HH
645	1032483.7119	1076763.0119	582.4370	BLD;II
646	1032553.5900	1076813.7513	582.7506	MW-106
647	1032577.8015	1076848.1444	581.9045	SS-110
648	1032635.2268	1076969.6788	582.1538	SS-111
649	1032646.6420	1077044.0265	582.6428	SS-112
650	1032693.3213	1077110.4350	582.3030	SS-113
651	1032707.3918	1077198.7552	582.8013	SS-114
652	1032810.1106	1077285.9033	583.7635	WT-102
653	1032746.9891	1077207.7218	584.0640	WT-101
654	1032774.6558	1077009.5021	579.6486	MW-107
655	1032926.2503	1076669.6607	579.9986	SW/SD-105
656	1032512.7908	1077031.9591	582.8771	BLD;GG
657	1032317.4339	1077091.1234	586.2958	CK TO 120
658	1032638.1342	1077021.2144	582.9328	CK TO 110
659	1032623.4536	1077363.4069	581.8956	DRV;CL 15'GRVL

JOB: HFHSBL11

CONTROL: TRAV TIME: 09:54 DATE: 12-30-1994

660	1032587.2689	1077267.3824	582.2391	DRV;CL 15'GRVL
661	1032553.1101	1077174.6684	582.5079	DRV;CL 15'GRVL
662	1032520.0476	1077081.3428	582.6781	DRV;CL 15'GRVL
663	1032478.3277	1076982.1891	582.2054	DRV;CL 15'GRVL
664	1032441.4941	1076886.9454	581.9805	DRV;CL 15'GRVL
665	1032391.6839	1076797.7865	582.3199	DRV;CL 15'GRVL
666	1032341.2570	1076704.0333	582.1680	DRV;CL 15'GRVL
667	1032299.5093	1076610.2366	582.4352	DRV;CL 15'GRVL
668	1032256.0334	1076505.0317	582.5772	DRV;CL 15'GRVL
669	1032277.1534	1076629.6634	581.3746	CD/CL-104
670	1032363.4719	1076780.9988	581.9532	CD/CL-101
671	1032415.2077	1076786.9203	582.2153	CD/CL-105
672	1032280.2944	1076923.3577	582.0105	SS-109
673	1032458.1946	1077143.1564	581.3986	CD/CL-108
674	1032315.4097	1077087.8390	584.0498	MW-105
675	1032052.9738	1077181.3073	584.3952	MW-104
676	1032019.9678	1077267.5054	585.4697	CLF;BEGIN
677	1032021.4351	1077106.2968	584.9078	CLF;4'
678	1032025.4630	1076938.7949	586.0144	CLF;4'
679	1032030.5516	1076806.6914	583.6090	CLF;4'
680	1032029.2047	1076655.3914	583.2998	CLF;4'
681	1032029.3659	1076552.6914	584.8817	CLF;4'
682	1032031.5065	1076421.3147	583.0972	CLF;4'
683	1032034.5787	1076284.5572	583.5474	CLF;4'
684	1032034.2343	1076197.7292	583.8804	CLF;4'END
685	1032224.9343	1076152.8732	581.9497	CK TO 130
686	1032317.4744	1077091.2004	586.2655	CK TO 120
687	1032316.0060	1076473.8944	577.9476	CD/CL-103
688	1032254.8946	1076503.2151	582.4380	DRV;CL 15'GRVL
689	1032214.9432	1076417.9845	582.5915	DRV;CL 15'GRVL
690	1032204.8706	1076363.8998	582.6852	DRV;CL 15'GRVL
691	1032203.0464	1076301.3055	582.5714	DRV;CL 15'END @E
692	1032213.9513	1076297.6159	582.5001	EP
693	1032216.7145	1076223.7770	582.2236	EP
694	1032232.7089	1076130.4358	581.8771	EP
695	1032248.3277	1076065.7762	581.7348	EP;CNR
696	1032187.2530	1076084.3483	581.2334	EP;CNR
697	1032172.3364	1076166.4018	581.4769	EP
698	1032159.6220	1076237.0695	582.2509	BLD;CNR BRICK*EP
699	1032125.7665	1076249.6571	582.6561	BLD;CNR BRICK LL
700	1032184.9773	1076304.9058	582.2590	BLD;CNR BRICK*EP
701	1032488.6546	1075953.7932	579.1914	ELB;CL 30'PAV RD
702	1032396.1582	1075981.0427	579.5791	ELB;CL 30'PAV RD
703	1032303.0367	1076008.8237	579.9741	ELB;CL 30'PAV RD
704	1032209.1089	1076036.6755	580.5622	ELB;CL 30'PAV RD
705	1032113.8581	1076064.9541	581.0271	ELB;CL 30'PAV RD
706	1032019.6908	1076092.7468	581.5572	ELB;CL 30'PAV RD

Easy Survey Raw Data Editor, File ->D:\HAZSITES\ABB\HANNA\TDS\TRAV.RWS

JOB:Name TRAV,Date 12-09-1994,Time 09:08:25
Mode Setup:North Azimuth,Dist feet,Scale 0.9999,Earth crv OFF,Angle Deg
Store:Pt 1,N 0.0000,E 0.0000,Elv 0.0000,NULL
Store:Pt 10,N 1032838.2713,E 1075837.1286,Elv 0.0000,PI-10
Store:Pt 130,N 1032224.9422,E 1076152.9537,Elv 0.0000,PI-130
Occupy:Occ 10,N 1032838.2713,E 1075837.1286,Elv 0.0000,PI-10
Backsight:Occ 10,BS Pt 0,BS azm 152.4516,Back circle 0.0000
Side Shot:10-15,Ang-Rt 89.0016,Zenith 90.3131,Slp Dst 381.0780,PI-15
Traverse:10-20,Ang-Rt 194.1111,Zenith 89.2433,Slp Dst 532.4240,PI-20
Traverse:20-30,Ang-Rt 259.3910,Zenith 90.2238,Slp Dst 360.9210,PI-30
Side Shot:30-35,Ang-Rt 220.5901,Zenith 90.4459,Slp Dst 358.6600,PI-35
Traverse:30-40,Ang-Rt 184.2322,Zenith 88.0859,Slp Dst 385.3620,PI-40
Traverse:40-50,Ang-Rt 170.4743,Zenith 91.2204,Slp Dst 792.6800,PI-50
Traverse:50-60,Ang-Rt 193.5334,Zenith 89.5618,Slp Dst 436.0520,PI-60
Traverse:60-70,Ang-Rt 197.0152,Zenith 89.4118,Slp Dst 400.2200,PI-70
Side Shot:70-75,Ang-Rt 204.3112,Zenith 89.5647,Slp Dst 314.5620,PI-75
Traverse:70-80,Ang-Rt 278.2246,Zenith 89.4314,Slp Dst 342.8320,PI-80
Side Shot:80-85,Ang-Rt 106.2346,Zenith 90.1456,Slp Dst 695.6810,PI-85
Traverse:80-90,Ang-Rt 194.5437,Zenith 90.3607,Slp Dst 521.5380,PI-90
Traverse:90-100,Ang-Rt 172.4806,Zenith 89.1334,Slp Dst 523.6280,PI-100
Side Shot:100-105,Ang-Rt 149.1240,Zenith 89.2653,Slp Dst 238.8810,PI-105
Traverse:100-110,Ang-Rt 232.3811,Zenith 90.0154,Slp Dst 472.9050,PI-110
Traverse:110-120,Ang-Rt 96.1549,Zenith 89.5514,Slp Dst 328.2250,PI-120
Traverse:120-131,Ang-Rt 276.4000,Zenith 90.0646,Slp Dst 942.7820,CK TO PI-130
Store:Pt 10,N 1032838.2713,E 1075837.1286,Elv 582.5300,PI-10
Store:Pt 15,N 1032657.9773,E 1075501.4602,Elv 579.1400,PI-15
Store:Pt 20,N 1033356.8459,E 1075716.8420,Elv 588.1700,PI-20
Store:Pt 30,N 1033500.2044,E 1076048.0227,Elv 586.0300,PI-30
Store:Pt 35,N 1033391.9124,E 1076389.8737,Elv 581.7000,PI-35
Store:Pt 40,N 1033625.6957,E 1076412.1261,Elv 598.8100,PI-40
Store:Pt 50,N 1034000.3972,E 1077110.3072,Elv 580.0800,PI-50
Store:Pt 60,N 1034108.3038,E 1077532.7516,Elv 580.8500,PI-60
Store:Pt 70,N 1034089.4375,E 1077932.4807,Elv 583.2000,PI-70
Store:Pt 75,N 1033945.5578,E 1078212.1734,Elv 583.6400,PI-75
Store:Pt 75,N 1033945.5578,E 1078212.1734,Elv 583.6400,PI-75
Store:Pt 80,N 1033753.0355,E 1077866.5930,Elv 585.1400,PI-80
Store:Pt 85,N 1033432.0802,E 1078483.7266,Elv 582.5700,PI-85
Store:Pt 90,N 1033284.3208,E 1077638.0672,Elv 579.9700,PI-90
Store:Pt 100,N 1032788.7048,E 1077469.4074,Elv 582.8500,PI-100
Store:Pt 105,N 1032555.0740,E 1077519.0470,Elv 581.3100,PI-105
Store:Pt 110,N 1032638.1171,E 1077021.1689,Elv 582.9000,PI-110
Store:Pt 120,N 1032317.4665,E 1077091.1195,Elv 586.2700,PI-120
Store:Pt 130,N 1032224.9422,E 1076152.9537,Elv 581.8700,PI-130

Easy Survey Raw Data Editor, File ->D:\HAZSITES\ABB\HANNA\TDS\TRAV1A.RW5

JOB:Name TRAV1A,Date 12-28-1994,Time 10:29:59
Mode Setup:North Azimuth,Dist feet,Scale 0.9999,Earth crv OFF,Angle Deg
Store:Pt 1,N 0.0000,E 0.0000,Elv 0.0000,NULL
Store:Pt 300,N 1029988.1139,E 1081198.5397,Elv 0.0000,MON. BALA
Occupy:Occ 300,N 1029988.1139,E 1081198.5397,Elv 0.0000,MON. BALA
Backsight:Occ 300,BS Pt 0,BS azm 186.4500,Back circle 0.0000
HI / HR :Inst H 0.0000,Rod H 0.0000
Traverse:300-140,Ang-Rt 31.5433,Zenith 92.0454,Slp Dst 295.9350,PI-140
Traverse:140-150,Ang-Rt 240.2015,Zenith 90.5356,Slp Dst 1400.9600,PI-150
Traverse:150-160,Ang-Rt 179.5032,Zenith 90.2038,Slp Dst 794.0830,PI-160
Traverse:160-170,Ang-Rt 179.1452,Zenith 90.2012,Slp Dst 1028.9350,PI-170
Traverse:170-180,Ang-Rt 190.4215,Zenith 90.0247,Slp Dst 656.4650,PI-180
Traverse:180-190,Ang-Rt 239.0401,Zenith 90.1940,Slp Dst 958.5700,PI-190
Traverse:190-200,Ang-Rt 109.1339,Zenith 89.5018,Slp Dst 729.1560,PI-200
Traverse:200-210,Ang-Rt 242.5527,Zenith 90.1320,Slp Dst 804.7740,PI-210
Traverse:210-10,Ang-Rt 184.1919,Zenith 89.4747,Slp Dst 623.9810,PI-10
Traverse:10-130,Ang-Rt 348.2523,Zenith 90.0519,Slp Dst 689.9380,PI-130
Traverse:130-220,Ang-Rt 194.1216,Zenith 89.5456,Slp Dst 781.9310,PI-220
Traverse:220-230,Ang-Rt 102.0307,Zenith 90.1458,Slp Dst 685.2450,PI-230
Traverse:230-240,Ang-Rt 254.1914,Zenith 89.3733,Slp Dst 1105.8450,PI-240
Traverse:240-250,Ang-Rt 119.2405,Zenith 90.1015,Slp Dst 555.9960,PI-250
Traverse:250-260,Ang-Rt 175.1943,Zenith 89.3622,Slp Dst 876.8660,PI-260
Traverse:260-270,Ang-Rt 180.0922,Zenith 89.5128,Slp Dst 616.7050,PI-270
Traverse:270-280,Ang-Rt 167.5936,Zenith 89.1444,Slp Dst 210.5810,PI-280
Traverse:280-290,Ang-Rt 193.1605,Zenith 88.5254,Slp Dst 1437.1540,PI-290
Traverse:290-291,Ang-Rt 140.0648,Zenith 89.0130,Slp Dst 254.0850,BALA PI-300
Traverse:291-292,Ang-Rt 339.0418,Zenith 92.0454,Slp Dst 295.9350,CK TO PI-140

Easy Survey Raw Data Editor, File ->D:\HAZSITES\ABB\HANNA\TDS\HFHSBL12.RW5

JOB:Name HFHSBL12,Date 11-13-1994,Time 16:13:46

Mode Setup:North Azimuth,Dist feet,Scale 1.0000,Earth crv OFF

Store:Pt 1,N 0.0000,E 0.0000,Elv 0.0000,NULL

Occupy:Occ 100,N 1032788.7047,E 1077469.4074,Elv 582.8500,PI-100

Backsight:Occ 100,BS Pt 110,BS azm 251.2548,Back circle 0.0000

HI / HR :Inst H 5.3400,Rod H 6.0000

Side Shot:100-707,Ang-Rt 348.0053,Zenith 89.0959,Slp Dst 113.7200,RUINS COR A

Side Shot:100-708,Ang-Rt 333.3634,Zenith 88.3347,Slp Dst 122.2700,RUINS COR B

Side Shot:100-709,Ang-Rt 323.5751,Zenith 88.0301,Slp Dst 90.3200,RUINS COR C T

HI / HR :Inst H 5.3400,Rod H 12.4000

Side Shot:100-710,Ang-Rt 321.2449,Zenith 85.2105,Slp Dst 93.6000,RUINS COR D G

HI / HR :Inst H 5.3400,Rod H 6.0000

Side Shot:100-711,Ang-Rt 284.4448,Zenith 88.2842,Slp Dst 57.9800,RUINS COR E G

Side Shot:100-712,Ang-Rt 293.2541,Zenith 88.2210,Slp Dst 38.0200,RUINS COR F G

Side Shot:100-713,Ang-Rt 334.1553,Zenith 87.1242,Slp Dst 84.3400,RUINS COR G T

Side Shot:100-714,Ang-Rt 343.4822,Zenith 88.3758,Slp Dst 79.7300,RUINS COR H G

Side Shot:100-715,Ang-Rt 324.2748,Zenith 86.5722,Slp Dst 67.6600,CD/CL 106

Side Shot:100-716,Ang-Rt 31.4650,Zenith 85.1056,Slp Dst 99.5800,24'DIA S.STKRU

Side Shot:100-717,Ang-Rt 162.5504,Zenith 88.5801,Slp Dst 217.8300,CD/CL 102 MH

HI / HR :Inst H 5.3400,Rod H 12.4000

Side Shot:100-718,Ang-Rt 175.5127,Zenith 89.0010,Slp Dst 461.4600,CL 12' GRAVE

Side Shot:100-719,Ang-Rt 196.2757,Zenith 88.5806,Slp Dst 394.6200,CL 12'*CL15'

Side Shot:100-720,Ang-Rt 193.2458,Zenith 89.0723,Slp Dst 484.8400,CL15' GOING

Side Shot:100-721,Ang-Rt 202.5821,Zenith 88.4209,Slp Dst 300.3800,CL15 DRV GRA

Side Shot:100-722,Ang-Rt 215.0015,Zenith 88.1803,Slp Dst 212.0500,CL15 DRV GRA

Side Shot:100-723,Ang-Rt 238.4907,Zenith 87.3411,Slp Dst 142.9900,CL15 DRV GRA

Side Shot:100-724,Ang-Rt 279.3618,Zenith 87.2204,Slp Dst 126.5800,CL15 DRV GRA

Side Shot:100-725,Ang-Rt 312.4649,Zenith 87.5734,Slp Dst 170.5700,CL15 DRV GRA

Side Shot:100-726,Ang-Rt 329.2025,Zenith 88.3407,Slp Dst 245.4200,CL15 DRV GRA

Easy Survey Raw Data Editor, File ->D:\HAZSITES\ABB\HANNA\TDS\HFHSBL11.RW5

JOB:Name HFHSBL11,Date 12-20-1994,Time 07:52:18
Mode Setup:North Azimuth,Dist feet,Scale 1.0000,Earth crv OFF,Angle Deg
Store:Pt 1,N 0.0000,E 0.0000,Elv 0.0000,NULL
Occupy:Occ 15,N 1032657.9773,E 1075501.4602,Elv 579.1400,PI-15
Backsight:Occ 15,BS Pt 10,BS azm 65.0016,Back circle 0.0000
HI / HR :Inst H 5.5800,Rod H 5.2100
Side Shot:15-350,Ang-Rt 0.0000,Zenith 89.3252,Slp Dst 381.0600,CK TO 10
HI / HR :Inst H 5.5800,Rod H 12.4000
Side Shot:15-351,Ang-Rt 203.5028,Zenith 90.0027,Slp Dst 711.5400,SW/SD-107
Occupy:Occ 10,N 1032838.2713,E 1075837.1286,Elv 582.5300,PI-10
Backsight:Occ 10,BS Pt 20,BS azm 350.1111,Back circle 0.0000
HI / HR :Inst H 5.3500,Rod H 5.1500
Side Shot:10-352,Ang-Rt 0.0000,Zenith 89.2458,Slp Dst 532.4000,CK TO 20
HI / HR :Inst H 5.3500,Rod H 5.2500
Side Shot:10-353,Ang-Rt 247.5734,Zenith 90.0236,Slp Dst 143.7400,ELB;CL 30'PAV
Side Shot:10-354,Ang-Rt 243.2135,Zenith 90.0812,Slp Dst 110.7200,CPL;PC
Side Shot:10-355,Ang-Rt 238.2939,Zenith 90.2845,Slp Dst 62.3400,CPL;POC
Side Shot:10-356,Ang-Rt 275.3241,Zenith 92.0522,Slp Dst 21.5200,CPL;POC
Side Shot:10-357,Ang-Rt 348.4314,Zenith 91.0825,Slp Dst 48.1600,CPL;POC
Side Shot:10-358,Ang-Rt 351.1125,Zenith 90.4629,Slp Dst 70.9000,CPL;PT
Side Shot:10-359,Ang-Rt 351.5257,Zenith 90.1752,Slp Dst 170.5000,ELB;CL 30'PAV
Side Shot:10-360,Ang-Rt 351.5733,Zenith 90.0556,Slp Dst 270.2400,ELB;CL 30'PAV
Side Shot:10-361,Ang-Rt 351.5820,Zenith 89.5955,Slp Dst 372.7000,ELB;CL 30'PAV
Side Shot:10-362,Ang-Rt 351.5926,Zenith 90.0010,Slp Dst 455.7600,ELB;CL 30'PAV
Side Shot:10-363,Ang-Rt 16.2537,Zenith 90.0844,Slp Dst 271.2600,CLF;5'
Side Shot:10-364,Ang-Rt 32.2528,Zenith 90.2809,Slp Dst 177.8200,CLF;5'
Side Shot:10-365,Ang-Rt 17.3425,Zenith 90.1152,Slp Dst 302.3200,SS-101
Side Shot:10-366,Ang-Rt 27.2719,Zenith 89.5824,Slp Dst 223.7200,MW-101
Side Shot:10-367,Ang-Rt 82.4951,Zenith 90.4526,Slp Dst 175.9200,SW/SD-106*CANA
Side Shot:10-368,Ang-Rt 82.4517,Zenith 90.2810,Slp Dst 289.7200,MCS;CANAL EDGE
Side Shot:10-369,Ang-Rt 82.4257,Zenith 90.2251,Slp Dst 391.0600,MCS;CANAL EDGE
Side Shot:10-370,Ang-Rt 82.4241,Zenith 90.1603,Slp Dst 488.6400,MCS;CANAL EDGE
Side Shot:10-371,Ang-Rt 82.3955,Zenith 90.1406,Slp Dst 585.8200,MCS;CANAL EDGE
Side Shot:10-372,Ang-Rt 82.3941,Zenith 90.1404,Slp Dst 686.4600,MCS;CANAL EDGE
Side Shot:10-373,Ang-Rt 82.3821,Zenith 90.1031,Slp Dst 789.4600,MCS;CANAL EDGE
Side Shot:10-374,Ang-Rt 82.4033,Zenith 90.0913,Slp Dst 889.0600,MCS;CANAL EDGE
Side Shot:10-375,Ang-Rt 82.4057,Zenith 90.0828,Slp Dst 989.1800,MCS;CANAL EDGE
Side Shot:10-376,Ang-Rt 82.4140,Zenith 90.0607,Slp Dst 1219.1000,MCS;CANAL EDG
Side Shot:10-377,Ang-Rt 82.3819,Zenith 90.0559,Slp Dst 1315.6200,MCS;CANAL EDG
HI / HR :Inst H 5.3500,Rod H 12.4000
Side Shot:10-378,Ang-Rt 80.2700,Zenith 89.4407,Slp Dst 1026.6600,DRV;CL 21'GRA
Side Shot:10-379,Ang-Rt 80.2526,Zenith 89.4150,Slp Dst 927.3800,DRV;CL 21'GRAV
Side Shot:10-380,Ang-Rt 79.5828,Zenith 89.4043,Slp Dst 818.1600,DRV;CL 21'GRAV
Side Shot:10-381,Ang-Rt 79.4125,Zenith 89.3642,Slp Dst 718.0400,DRV;CL 21'GRAV
Side Shot:10-382,Ang-Rt 79.2309,Zenith 89.3207,Slp Dst 619.2800,DRV;CL 21'GRAV
Side Shot:10-383,Ang-Rt 78.4808,Zenith 89.2635,Slp Dst 518.1600,DRV;CL 21'GRAV
HI / HR :Inst H 5.3500,Rod H 5.2500
Side Shot:10-384,Ang-Rt 78.0455,Zenith 90.2026,Slp Dst 416.0000,DRV;CL 21'GRAV
Side Shot:10-385,Ang-Rt 75.1948,Zenith 90.2523,Slp Dst 318.1400,DRV;CL 21'GRAV
Side Shot:10-386,Ang-Rt 72.2446,Zenith 90.3314,Slp Dst 218.2400,DRV;CL 21'GRAV

JOB: HFHSBL11

TIME: 09:51 DATE: 12-30-1994

Side Shot:10-387,Ang-Rt 60.5953,Zenith 90.2314,Slp Dst 125.8200,DRV;CL 21'GRAV
 Side Shot:10-388,Ang-Rt 40.4717,Zenith 90.4228,Slp Dst 95.9200,DRV;CL 21'GRAVE
 Side Shot:10-389,Ang-Rt 17.1438,Zenith 90.5118,Slp Dst 121.3800,DRV;CL 21'GRAV
 Side Shot:10-390,Ang-Rt 5.3624,Zenith 90.3620,Slp Dst 141.8600,DRV;CL 21'GRAVE
 Side Shot:10-391,Ang-Rt 357.4425,Zenith 90.2749,Slp Dst 142.1000,DRV;@PAV
 Side Shot:10-392,Ang-Rt 82.4837,Zenith 90.4439,Slp Dst 175.4200,MCS;CANAL EDGE
 Side Shot:10-393,Ang-Rt 83.0912,Zenith 91.3358,Slp Dst 81.4600,MCS;CANAL EDGE
 Side Shot:10-394,Ang-Rt 84.1903,Zenith 92.3959,Slp Dst 32.4400,MCS;CANAL EDGE
 Side Shot:10-395,Ang-Rt 204.4222,Zenith 92.1708,Slp Dst 90.6200,MCS;CANAL EDGE
 HI / HR :Inst H 5.3500,Rod H 9.0000
 Side Shot:10-396,Ang-Rt 233.5202,Zenith 89.5739,Slp Dst 158.5000,MCS;CANAL EDG
 Side Shot:10-397,Ang-Rt 234.2759,Zenith 89.5744,Slp Dst 159.6400,CLF;4'
 Side Shot:10-398,Ang-Rt 205.3128,Zenith 89.5339,Slp Dst 90.2600,CLF;4'
 Side Shot:10-399,Ang-Rt 80.0728,Zenith 86.0140,Slp Dst 33.7200,CLF;4'
 HI / HR :Inst H 5.3500,Rod H 0.0000
 Side Shot:10-400,Ang-Rt 316.0257,Zenith 94.0926,Slp Dst 52.5000,ROW;NYS
 HI / HR :Inst H 5.3500,Rod H 5.2500
 Side Shot:10-401,Ang-Rt 211.4026,Zenith 90.4129,Slp Dst 213.7800,ELB;CL 21'PAV
 Side Shot:10-402,Ang-Rt 205.0706,Zenith 90.4853,Slp Dst 197.0200,CPL;PC
 Side Shot:10-403,Ang-Rt 190.4728,Zenith 90.5611,Slp Dst 187.1600,CPL;POC
 Side Shot:10-404,Ang-Rt 178.2721,Zenith 90.5441,Slp Dst 213.3200,CPL;POC
 Side Shot:10-405,Ang-Rt 173.5119,Zenith 90.4548,Slp Dst 269.6200,CPL;PT
 Side Shot:10-406,Ang-Rt 174.3502,Zenith 90.3218,Slp Dst 368.5600,ELB;CL 21'PAV
 Side Shot:10-407,Ang-Rt 165.0927,Zenith 90.2607,Slp Dst 201.9000,CLF;4'
 Side Shot:10-408,Ang-Rt 192.5954,Zenith 91.3103,Slp Dst 135.2600,CLF;4'
 Side Shot:10-409,Ang-Rt 220.1046,Zenith 91.0711,Slp Dst 187.2000,CLF;4'
 Side Shot:10-410,Ang-Rt 220.3626,Zenith 91.0642,Slp Dst 187.2600,MCS;CANAL EDG
 Side Shot:10-411,Ang-Rt 192.4339,Zenith 91.3327,Slp Dst 134.0600,MCS;CANAL EDG
 Side Shot:10-412,Ang-Rt 164.4617,Zenith 90.2706,Slp Dst 200.6800,MCS;CANAL EDG
 Side Shot:10-413,Ang-Rt 140.1626,Zenith 90.3859,Slp Dst 235.4200,MCS;CANAL EDG
 Side Shot:10-414,Ang-Rt 124.0128,Zenith 90.3242,Slp Dst 300.2600,MCS;CANAL EDG
 Side Shot:10-415,Ang-Rt 113.5643,Zenith 90.2425,Slp Dst 381.1000,MCS;CANAL EDG
 Side Shot:10-416,Ang-Rt 107.2545,Zenith 90.2044,Slp Dst 470.6000,MCS;CANAL EDG
 Side Shot:10-417,Ang-Rt 103.0416,Zenith 90.1710,Slp Dst 563.7000,MCS;CANAL EDG
 Side Shot:10-418,Ang-Rt 100.0103,Zenith 90.1441,Slp Dst 657.1400,MCS;CANAL EDG
 Side Shot:10-419,Ang-Rt 97.3720,Zenith 90.1245,Slp Dst 757.8200,MCS;CANAL EDGE
 Side Shot:10-420,Ang-Rt 96.0355,Zenith 90.1124,Slp Dst 842.8400,MCS;CANAL EDGE
 HI / HR :Inst H 5.3500,Rod H 0.0000
 Side Shot:10-421,Ang-Rt 180.2616,Zenith 91.2250,Slp Dst 243.4600,ROW;NYS
 HI / HR :Inst H 5.3500,Rod H 5.2500
 Side Shot:10-422,Ang-Rt 254.2550,Zenith 90.3121,Slp Dst 381.0600,CK TO 15
 HI / HR :Inst H 5.3500,Rod H 0.0000
 Side Shot:10-423,Ang-Rt 180.4140,Zenith 91.2233,Slp Dst 243.4600,ROW;NYS
 Side Shot:10-424,Ang-Rt 316.0330,Zenith 94.0934,Slp Dst 52.5200,ROW;NYS
 HI / HR :Inst H 5.3500,Rod H 5.2500
 Side Shot:10-425,Ang-Rt 254.4843,Zenith 90.3109,Slp Dst 381.0600,CK TO 15
 Occupy:Occ 20,N 1033356.8459,E 1075716.8420,Elv 588.1700,PI-20
 Backsight:Occ 20,BS Pt 10,BS azm 170.1111,Back circle 359.5959
 HI / HR :Inst H 5.2800,Rod H 5.2100
 Side Shot:20-426,Ang-Rt 0.0000,Zenith 90.3650,Slp Dst 532.4400,CK TO 10
 HI / HR :Inst H 5.2800,Rod H 5.2500
 Side Shot:20-427,Ang-Rt 275.0159,Zenith 90.3143,Slp Dst 319.3600,SS-104

JOB: HFHSDL11

TIME: 09:51 DATE: 12-30-1994

Side Shot:20-428,Ang-Rt 289.3344,Zenith 91.2357,Slp Dst 173.5200,SS-103
 Side Shot:20-429,Ang-Rt 330.4525,Zenith 88.4243,Slp Dst 116.1000,SS-102
 Side Shot:20-430,Ang-Rt 38.0948,Zenith 93.0558,Slp Dst 103.1200,ELB;CL 30'PAV
 Side Shot:20-431,Ang-Rt 103.5026,Zenith 94.3314,Slp Dst 80.0200,ELB;CL 30'PAV
 Side Shot:20-432,Ang-Rt 98.0407,Zenith 93.4737,Slp Dst 101.3400,EP
 Side Shot:20-433,Ang-Rt 124.1944,Zenith 93.2713,Slp Dst 132.5800,EP;PC
 Side Shot:20-434,Ang-Rt 141.1238,Zenith 92.5616,Slp Dst 155.1800,EP;POC
 Side Shot:20-435,Ang-Rt 157.4459,Zenith 93.1517,Slp Dst 140.5400,EP;PT
 Side Shot:20-436,Ang-Rt 166.1028,Zenith 93.2315,Slp Dst 132.2400,EP
 Side Shot:20-437,Ang-Rt 165.5927,Zenith 93.3521,Slp Dst 122.1800,ELB;CL 21'PAV
 Side Shot:20-438,Ang-Rt 165.4004,Zenith 93.5134,Slp Dst 112.9200,EP;PC
 Side Shot:20-439,Ang-Rt 159.1542,Zenith 95.2543,Slp Dst 82.1200,EP;POC
 Side Shot:20-440,Ang-Rt 141.0519,Zenith 96.0705,Slp Dst 70.1200,EP;PRC
 Side Shot:20-441,Ang-Rt 128.5107,Zenith 96.2815,Slp Dst 66.0000,EP
 Side Shot:20-442,Ang-Rt 113.4845,Zenith 96.3200,Slp Dst 62.4400,EP;CNR
 Side Shot:20-443,Ang-Rt 110.4607,Zenith 95.4112,Slp Dst 68.4000,EP;@RD
 Side Shot:20-444,Ang-Rt 166.4650,Zenith 93.3544,Slp Dst 121.5600,ELB;CL 21'PAV
 Side Shot:20-445,Ang-Rt 207.3616,Zenith 92.5552,Slp Dst 147.2000,ELB;CL 21'PAV
 Side Shot:20-446,Ang-Rt 228.5930,Zenith 92.0000,Slp Dst 217.5400,ELB;CL 21'PAV
 HI / HR :Inst H 5.2800,Rod H 9.0000
 Side Shot:20-447,Ang-Rt 239.2248,Zenith 90.4021,Slp Dst 304.6200,ELB;CL 21'PAV
 Side Shot:20-448,Ang-Rt 244.5653,Zenith 90.3622,Slp Dst 395.1600,ELB;CL 21'PAV
 HI / HR :Inst H 5.2800,Rod H 5.2500
 Side Shot:20-449,Ang-Rt 259.3904,Zenith 90.2029,Slp Dst 360.8800,CK TO 30
 Occupy:Occ 35,N 1033391.9125,E 1076389.8737,Elv 581.7000,PI-35
 Backsight:Occ 35,BS Pt 30,BS azm 290.4922,Back circle 0.0000
 HI / HR :Inst H 5.1800,Rod H 4.8700
 Side Shot:35-450,Ang-Rt 0.0000,Zenith 89.2127,Slp Dst 358.6600,CK TO 30
 HI / HR :Inst H 5.1800,Rod H 9.0000
 Side Shot:35-451,Ang-Rt 127.2319,Zenith 85.5509,Slp Dst 214.5400,SS-106
 HI / HR :Inst H 5.1800,Rod H 12.4000
 Side Shot:35-452,Ang-Rt 138.3004,Zenith 89.3309,Slp Dst 382.5800,SS-108
 Off Center Shot:Ang-Rt 139.0946,Zenith 89.5325,Slp Dst 275.5600
 Off Center Shot:Offset len -6.0000
 HI / HR :Inst H 5.1800,Rod H 9.0000
 Side Shot:35-453,Ang-Rt 137.5456,Zenith 89.5325,Slp Dst 275.6253,SW/SD-101
 Side Shot:35-454,Ang-Rt 144.3313,Zenith 90.0406,Slp Dst 122.9400,SW/SD-102
 HI / HR :Inst H 5.1800,Rod H 5.2500
 Side Shot:35-455,Ang-Rt 156.0150,Zenith 91.2523,Slp Dst 56.5600,MW-103
 Side Shot:35-456,Ang-Rt 76.2134,Zenith 85.5132,Slp Dst 33.6200,SS-106
 HI / HR :Inst H 5.1800,Rod H 4.8700
 Side Shot:35-457,Ang-Rt 0.0000,Zenith 89.2126,Slp Dst 358.6600,CK TO 30
 Occupy:Occ 75,N 10333945.5578,E 1078212.1734,Elv 583.6400,PI-75
 Backsight:Occ 75,BS Pt 70,BS azm 300.2804,Back circle 0.0000
 HI / HR :Inst H 5.4800,Rod H 5.2500
 Side Shot:75-458,Ang-Rt 0.0000,Zenith 90.0711,Slp Dst 314.5600,CK TO 70
 HI / HR :Inst H 5.4800,Rod H 12.4000
 Side Shot:75-459,Ang-Rt 237.5314,Zenith 87.4232,Slp Dst 289.8200,SS-123
 HI / HR :Inst H 5.4800,Rod H 5.2500
 Side Shot:75-460,Ang-Rt 255.5855,Zenith 89.4448,Slp Dst 249.0800,MW-110
 Side Shot:75-461,Ang-Rt 239.0910,Zenith 89.2953,Slp Dst 137.9600,MW-109
 Side Shot:75-462,Ang-Rt 187.3806,Zenith 90.0201,Slp Dst 111.6800,CD/CL-109

JOB: HFHSBL11

TIME: 09:51 DATE: 12-30-1994

Side Shot:75-463,Ang-Rt 202.1449,Zenith 90.5609,Slp Dst 121.5800,SS-118
 Side Shot:75-464,Ang-Rt 156.4505,Zenith 90.4804,Slp Dst 215.0200,SS-117
 Side Shot:75-465,Ang-Rt 127.0355,Zenith 90.3737,Slp Dst 148.4800,SS-115
 Side Shot:75-466,Ang-Rt 136.1252,Zenith 90.4926,Slp Dst 108.4600,SS-116
 Side Shot:75-467,Ang-Rt 141.4806,Zenith 90.3820,Slp Dst 96.6800,MW-108
 Side Shot:75-468,Ang-Rt 29.0331,Zenith 91.1544,Slp Dst 84.4200,SS-120
 Side Shot:75-469,Ang-Rt 324.0943,Zenith 91.3728,Slp Dst 71.3000,SS-119
 Side Shot:75-470,Ang-Rt 8.5544,Zenith 90.0825,Slp Dst 144.3600,DRV;CL 18'GRAVE
 Side Shot:75-471,Ang-Rt 29.0836,Zenith 91.2844,Slp Dst 48.0600,DRV;CL 18'GRAVE
 Side Shot:75-472,Ang-Rt 147.5136,Zenith 90.4035,Slp Dst 65.1600,DRV;CL 18'GRAV
 Side Shot:75-473,Ang-Rt 163.0915,Zenith 90.3104,Slp Dst 161.4200,DRV;CL 18'GRA
 Side Shot:75-474,Ang-Rt 167.5656,Zenith 90.1531,Slp Dst 258.3200,DRV;CL 18'GRA
 HI / HR :Inst H 5.4800,Rod H 9.0000
 Side Shot:75-475,Ang-Rt 139.5540,Zenith 89.3451,Slp Dst 217.2200,CLF;BEGIN
 HI / HR :Inst H 5.4800,Rod H 5.2500
 Side Shot:75-476,Ang-Rt 76.1354,Zenith 90.2351,Slp Dst 96.9800,CLF
 HI / HR :Inst H 5.4800,Rod H 8.3000
 Side Shot:75-477,Ang-Rt 21.1117,Zenith 89.1438,Slp Dst 167.7800,CLF'EP
 HI / HR :Inst H 5.4800,Rod H 5.2500
 Side Shot:75-478,Ang-Rt 16.1304,Zenith 90.1231,Slp Dst 158.9600,CLF
 Side Shot:75-479,Ang-Rt 17.0100,Zenith 90.1644,Slp Dst 154.3200,CLF;EP
 Side Shot:75-480,Ang-Rt 13.2811,Zenith 90.0900,Slp Dst 149.3800,CLF;END EP
 Side Shot:75-481,Ang-Rt 8.5503,Zenith 90.0513,Slp Dst 145.6400,EP
 Side Shot:75-482,Ang-Rt 4.4855,Zenith 89.4845,Slp Dst 140.7400,CLF;END*EP
 Side Shot:75-483,Ang-Rt 1.1130,Zenith 89.3623,Slp Dst 138.2200,CLF;END*EP CNR
 Side Shot:75-484,Ang-Rt 127.3034,Zenith 90.3920,Slp Dst 146.9800,BLD;CNR
 Side Shot:75-485,Ang-Rt 133.3414,Zenith 90.3254,Slp Dst 135.7000,BLD;CNR
 Side Shot:75-486,Ang-Rt 136.4759,Zenith 90.2347,Slp Dst 148.1600,BLD;CNR
 Side Shot:75-487,Ang-Rt 0.0000,Zenith 90.0705,Slp Dst 314.5600,CK TO 70
 Occupy:Occ 40,N 1033625.6957,E 1076412.1261,Elv 598.8100,PI-40
 Backsight:Occ 40,BS Pt 30,BS azm 254.1343,Back circle 0.0000
 HI / HR :Inst H 5.3900,Rod H 5.2500
 Side Shot:40-488,Ang-Rt 0.0000,Zenith 91.5438,Slp Dst 385.4000,CK TO 30
 Side Shot:40-489,Ang-Rt 170.4752,Zenith 91.2141,Slp Dst 792.6600,CK TO 50
 Side Shot:40-490,Ang-Rt 0.0000,Zenith 91.5443,Slp Dst 385.4000,CK TO 30
 Side Shot:40-491,Ang-Rt 170.4751,Zenith 91.2144,Slp Dst 792.6600,CK TO 50
 HI / HR :Inst H 5.3900,Rod H 12.4000
 Side Shot:40-492,Ang-Rt 14.3805,Zenith 91.3902,Slp Dst 400.9800,ELB;CL 21'PAV
 Side Shot:40-493,Ang-Rt 19.2701,Zenith 92.0629,Slp Dst 310.6000,ELB;CL 21'PAV
 Side Shot:40-494,Ang-Rt 28.1632,Zenith 92.5416,Slp Dst 222.6000,ELB;CL 21'PAV
 Side Shot:40-495,Ang-Rt 47.0254,Zenith 94.2410,Slp Dst 147.1200,ELB;CL 21'PAV
 Side Shot:40-496,Ang-Rt 87.1756,Zenith 96.0345,Slp Dst 110.1600,ELB;CL 21'PAV
 Side Shot:40-497,Ang-Rt 130.0531,Zenith 94.3039,Slp Dst 146.7200,ELB;CL 21'PAV
 Side Shot:40-498,Ang-Rt 149.0608,Zenith 93.0008,Slp Dst 224.1400,ELB;CL 21'PAV
 Side Shot:40-499,Ang-Rt 157.4756,Zenith 92.0801,Slp Dst 314.2600,ELB;CL 21'PAV
 Side Shot:40-500,Ang-Rt 134.5928,Zenith 94.0326,Slp Dst 119.1000,SS-107
 HI / HR :Inst H 5.3900,Rod H 5.2500
 Side Shot:40-501,Ang-Rt 164.5031,Zenith 91.4739,Slp Dst 55.2200,TP-101
 Side Shot:40-502,Ang-Rt 242.0113,Zenith 90.1345,Slp Dst 57.6400,TP-102
 Side Shot:40-503,Ang-Rt 200.4250,Zenith 92.0938,Slp Dst 169.8800,TP-103
 Side Shot:40-504,Ang-Rt 174.0200,Zenith 92.2555,Slp Dst 367.2800,TP-104
 HI / HR :Inst H 5.3900,Rod H 9.0000

JOB: HFHSBL11

TIME: 09:51 DATE: 12-30-1994

Side Shot:40-505,Ang-Rt 205.5101,Zenith 92.1408,Slp Dst 339.7600,TP-105
 HI / HR :Inst H 5.3900,Rod H 5.2500
 Side Shot:40-506,Ang-Rt 170.4744,Zenith 91.2151,Slp Dst 792.6600,CK TO 50
 Occupy:Occ 50,N 1034000.3972,E 1077110.3072,Elv 580.0800,PI-50
 Backsight:Occ 50,BS Pt 40,BS azm 245.0126,Back circle 0.0000
 HI / HR :Inst H 5.3800,Rod H 5.2100
 Side Shot:50-507,Ang-Rt 193.5339,Zenith 89.5519,Slp Dst 436.0400,CK TO 60
 HI / HR :Inst H 5.3800,Rod H 9.0000
 Side Shot:50-508,Ang-Rt 331.1745,Zenith 89.0253,Slp Dst 373.5200,TP-106
 HI / HR :Inst H 5.3800,Rod H 5.2500
 Side Shot:50-509,Ang-Rt 341.5918,Zenith 89.2640,Slp Dst 245.4400,TP-107
 Side Shot:50-510,Ang-Rt 243.2053,Zenith 89.5621,Slp Dst 188.9800,TP-108
 Side Shot:50-511,Ang-Rt 15.3636,Zenith 90.0034,Slp Dst 196.4600,PLM
 Side Shot:50-512,Ang-Rt 8.1255,Zenith 90.0046,Slp Dst 491.1400,ELB;CL 21'PAV R
 Side Shot:50-513,Ang-Rt 8.2309,Zenith 89.5702,Slp Dst 395.7600,ELB;CL 21'PAV R
 Side Shot:50-514,Ang-Rt 8.4014,Zenith 89.5618,Slp Dst 299.6400,ELB;CL 21'PAV R
 Side Shot:50-515,Ang-Rt 8.4425,Zenith 89.5444,Slp Dst 226.7600,ELB;CL 21'PAV R
 Side Shot:50-516,Ang-Rt 6.4617,Zenith 89.5807,Slp Dst 129.5000,ELB;CL 21'PAV R
 Side Shot:50-517,Ang-Rt 352.5443,Zenith 90.0015,Slp Dst 34.2800,ELB;CL 21'PAV
 Side Shot:50-518,Ang-Rt 199.4206,Zenith 90.0659,Slp Dst 64.0800,ELB;CL 21'PAV
 Side Shot:50-519,Ang-Rt 191.5608,Zenith 89.5921,Slp Dst 161.5800,ELB;CL 21'PAV
 Side Shot:50-520,Ang-Rt 191.1803,Zenith 89.5853,Slp Dst 237.4200,ELB;CL 21'PAV
 Side Shot:50-521,Ang-Rt 195.0844,Zenith 89.5815,Slp Dst 236.0600,MW-102
 Side Shot:50-522,Ang-Rt 196.0325,Zenith 90.0531,Slp Dst 251.3000,CLF
 Side Shot:50-522,Ang-Rt 0.0001,Zenith 88.3930,Slp Dst 792.6600,CK TO 40
 Occupy:Occ 60,N 1034108.3037,E 1077532.7516,Elv 580.8500,PI-60
 Backsight:Occ 60,BS Pt 50,BS azm 258.5500,Back circle 0.0000
 HI / HR :Inst H 5.3600,Rod H 5.2500
 Side Shot:60-523,Ang-Rt 0.0000,Zenith 90.0714,Slp Dst 436.0400,CK TO 50
 Side Shot:60-524,Ang-Rt 357.0409,Zenith 90.2427,Slp Dst 185.2000,CLF
 Side Shot:60-525,Ang-Rt 332.1530,Zenith 90.4018,Slp Dst 151.1800,CLF
 HI / HR :Inst H 5.3600,Rod H 9.0000
 Side Shot:60-526,Ang-Rt 292.0925,Zenith 88.5319,Slp Dst 126.7400,CLF
 Side Shot:60-527,Ang-Rt 252.0940,Zenith 88.0428,Slp Dst 181.7200,CLF
 Side Shot:60-528,Ang-Rt 235.1237,Zenith 88.2840,Slp Dst 268.7600,CLF
 HI / HR :Inst H 5.3600,Rod H 12.4000
 Side Shot:60-529,Ang-Rt 226.3241,Zenith 88.2921,Slp Dst 378.1400,CLF;CNR
 Side Shot:60-530,Ang-Rt 215.4051,Zenith 88.3254,Slp Dst 360.2200,CLF
 Side Shot:60-531,Ang-Rt 202.5443,Zenith 88.3825,Slp Dst 356.4000,CLF;END
 Side Shot:60-532,Ang-Rt 3.0759,Zenith 90.1153,Slp Dst 199.4000,ELB;CL 21'PAV R
 Side Shot:60-533,Ang-Rt 3.1600,Zenith 90.1433,Slp Dst 103.6400,ELB;CL 21'PAV R
 Side Shot:60-534,Ang-Rt 218.3643,Zenith 90.0509,Slp Dst 24.1400,ELB;CL 21'PAV
 Side Shot:60-535,Ang-Rt 198.0555,Zenith 89.3358,Slp Dst 121.1000,ELB;CL 21'PAV
 Side Shot:60-536,Ang-Rt 198.0409,Zenith 89.3918,Slp Dst 218.9600,ELB;CL 21'PAV
 Side Shot:60-537,Ang-Rt 198.0515,Zenith 89.3956,Slp Dst 314.8600,ELB;CL 21'PAV
 HI / HR :Inst H 5.3600,Rod H 5.4300
 Side Shot:60-538,Ang-Rt 197.0151,Zenith 89.3920,Slp Dst 400.2200,CK TO 70
 Occupy:Occ 70,N 1034089.4375,E 1077932.4807,Elv 583.2000,PI-70
 Backsight:Occ 70,BS Pt 60,BS azm 275.5652,Back circle 0.0000
 HI / HR :Inst H 5.3400,Rod H 5.2400
 Side Shot:70-539,Ang-Rt 0.0000,Zenith 90.2118,Slp Dst 400.2200,CK TO 60
 Side Shot:70-540,Ang-Rt 349.5546,Zenith 90.2617,Slp Dst 93.3800,EP;CNR

JOB: HFHSBL11

TIME: 09:51 DATE: 12-30-1994

Side Shot:70-541,Ang-Rt 346.4233,Zenith 90.3843,Slp Dst 93.4000,EP;CNR
 Side Shot:70-542,Ang-Rt 328.1216,Zenith 90.3422,Slp Dst 58.8200,EP;CNR
 Side Shot:70-543,Ang-Rt 330.1445,Zenith 90.3521,Slp Dst 56.4000,EP;CNR
 Side Shot:70-544,Ang-Rt 334.4016,Zenith 89.4817,Slp Dst 46.9800,BLD;EP
 Side Shot:70-545,Ang-Rt 325.4958,Zenith 90.3555,Slp Dst 38.9200,BLD;EP
 Side Shot:70-546,Ang-Rt 314.3910,Zenith 90.4021,Slp Dst 43.5000,BLD;EP
 Side Shot:70-547,Ang-Rt 310.2351,Zenith 90.4807,Slp Dst 49.6400,BLD;EP
 Side Shot:70-548,Ang-Rt 239.4754,Zenith 89.4104,Slp Dst 45.7400,EP
 Side Shot:70-549,Ang-Rt 203.2702,Zenith 89.2709,Slp Dst 176.0800,EP
 HI / HR :Inst H 5.3400,Rod H 9.0000
 Side Shot:70-550,Ang-Rt 183.1612,Zenith 88.5009,Slp Dst 164.7200,0
 Side Shot:70-551,Ang-Rt 183.1611,Zenith 88.5011,Slp Dst 164.7200,CLF;EP
 Side Shot:70-552,Ang-Rt 172.5140,Zenith 85.5211,Slp Dst 60.5600,CLF;EP
 Side Shot:70-553,Ang-Rt 28.0530,Zenith 84.4733,Slp Dst 39.1400,CLF;CNR*EP
 HI / HR :Inst H 5.3400,Rod H 5.2500
 Side Shot:70-554,Ang-Rt 5.1710,Zenith 90.1553,Slp Dst 36.5200,CLF;END*EP
 HI / HR :Inst H 5.3400,Rod H 9.0000
 Side Shot:70-555,Ang-Rt 3.2022,Zenith 87.4811,Slp Dst 83.9800,EP
 HI / HR :Inst H 5.3400,Rod H 5.3700
 Side Shot:70-556,Ang-Rt 278.2249,Zenith 89.4021,Slp Dst 342.8400,CK TO 80
 Occupy:Occ 80,N 1033753.0355,E 1077866.5930,Elv 585.1400,PI-80
 Backsight:Occ 80,BS Pt 70,BS azm 14.1938,Back circle 359.5959
 HI / HR :Inst H 5.4100,Rod H 5.0400
 Side Shot:80-557,Ang-Rt 194.5441,Zenith 90.3633,Slp Dst 521.5400,CK TO 90
 HI / HR :Inst H 5.4100,Rod H 9.0000
 Side Shot:80-558,Ang-Rt 205.5857,Zenith 90.0946,Slp Dst 237.3600,DRV;CL 15'GRA
 HI / HR :Inst H 5.4100,Rod H 5.2500
 Side Shot:80-559,Ang-Rt 214.2508,Zenith 91.1459,Slp Dst 201.5800,DRV;CL 15'GRA
 Side Shot:80-560,Ang-Rt 216.4314,Zenith 91.3230,Slp Dst 171.4200,DRV;CL 15'GRA
 Side Shot:80-561,Ang-Rt 209.5939,Zenith 91.3027,Slp Dst 118.7400,DRV;CL 15'GRA
 Side Shot:80-562,Ang-Rt 205.4549,Zenith 91.4447,Slp Dst 82.0200,DRV;CL 15'GRAV
 Side Shot:80-563,Ang-Rt 212.0607,Zenith 92.5229,Slp Dst 30.7400,DRV;CL 15'GRAV
 Side Shot:80-564,Ang-Rt 295.5346,Zenith 90.0218,Slp Dst 12.8000,DRV;CL 15'GRAV
 Side Shot:80-565,Ang-Rt 350.1518,Zenith 90.4649,Slp Dst 113.5200,DRV;CL 15'GRA
 Side Shot:80-566,Ang-Rt 0.3513,Zenith 90.3119,Slp Dst 210.7600,DRV;CL 15'GRAVE
 Side Shot:80-567,Ang-Rt 1.2126,Zenith 90.2713,Slp Dst 307.6000,DRV;CL 15'GRAVE
 HI / HR :Inst H 5.4100,Rod H 9.0000
 Side Shot:80-568,Ang-Rt 339.5239,Zenith 89.1127,Slp Dst 147.4800,BLD;CNR METAL
 HI / HR :Inst H 5.4100,Rod H 5.2500
 Side Shot:80-569,Ang-Rt 334.3309,Zenith 90.5056,Slp Dst 123.2600,BLD;CNR METAL
 Side Shot:80-570,Ang-Rt 320.5001,Zenith 90.5446,Slp Dst 147.4000,BLD;CNR METAL
 Side Shot:80-571,Ang-Rt 351.0151,Zenith 90.4310,Slp Dst 170.1400,SS-122
 Side Shot:80-572,Ang-Rt 87.1803,Zenith 90.2913,Slp Dst 52.0600,SS-125
 HI / HR :Inst H 5.4100,Rod H 12.4000
 Side Shot:80-573,Ang-Rt 80.1908,Zenith 89.0243,Slp Dst 393.9800,SS-121
 HI / HR :Inst H 5.4100,Rod H 5.2000
 Side Shot:80-574,Ang-Rt 359.5955,Zenith 90.2141,Slp Dst 342.8000,CK TO 70
 Occupy:Occ 85,N 1033432.0802,E 1078483.7266,Elv 582.5700,PI-85
 Backsight:Occ 85,BS Pt 80,BS azm 300.4324,Back circle 0.0000
 HI / HR :Inst H 5.4300,Rod H 5.2700
 Side Shot:85-575,Ang-Rt 0.0000,Zenith 89.4818,Slp Dst 695.6800,CK TO 80
 HI / HR :Inst H 5.4300,Rod H 9.0000

JOB: HFHSBL11

TIME: 09:51 DATE: 12-30-1994

Side Shot:85-576,Ang-Rt 156.3123,Zenith 89.3218,Slp Dst 415.6000,SS-124
 Occupy:Occ 90,N 1033284.3208,E 1077638.0672,Elv 579.9700,PI-90
 Backsight:Occ 90,BS Pt 100,BS azm 202.0221,Back circle 0.0000
 HI / HR :Inst H 5.3000,Rod H 8.8900
 Side Shot:90-577,Ang-Rt 0.0000,Zenith 89.1529,Slp Dst 523.4800,CK TO 100
 HI / HR :Inst H 5.3000,Rod H 5.2500
 Side Shot:90-578,Ang-Rt 51.2325,Zenith 90.0047,Slp Dst 1024.3000,MCS;CANAL EDG
 Side Shot:90-579,Ang-Rt 51.2722,Zenith 90.0118,Slp Dst 930.1600,MCS;CANAL EDGE
 Side Shot:90-580,Ang-Rt 51.3130,Zenith 90.0505,Slp Dst 841.2200,MCS;CANAL EDGE
 Side Shot:90-581,Ang-Rt 51.3722,Zenith 90.0057,Slp Dst 746.0400,MCS;CANAL EDGE
 Side Shot:90-582,Ang-Rt 51.4646,Zenith 90.0135,Slp Dst 652.2600,MCS;CANAL EDGE
 Side Shot:90-583,Ang-Rt 51.5656,Zenith 90.0236,Slp Dst 557.8400,MCS;CANAL EDGE
 Side Shot:90-584,Ang-Rt 52.1149,Zenith 90.0113,Slp Dst 456.7800,MCS;CANAL EDGE
 Side Shot:90-585,Ang-Rt 52.3657,Zenith 90.0153,Slp Dst 353.4000,MCS;CANAL EDGE
 Side Shot:90-586,Ang-Rt 53.1055,Zenith 90.0624,Slp Dst 266.3600,MCS;CANAL EDGE
 Side Shot:90-587,Ang-Rt 54.3210,Zenith 90.1030,Slp Dst 173.2000,MCS;CANAL EDGE
 Side Shot:90-588,Ang-Rt 58.5451,Zenith 90.0841,Slp Dst 80.9000,MCS;CANAL EDGE
 Side Shot:90-589,Ang-Rt 198.4335,Zenith 90.5408,Slp Dst 21.5200,MCS;CANAL EDGE
 Side Shot:90-590,Ang-Rt 223.5146,Zenith 91.0748,Slp Dst 87.4400,MCS;CANAL END
 Side Shot:90-591,Ang-Rt 178.0749,Zenith 90.0533,Slp Dst 141.3400,MCS;CANAL END
 Side Shot:90-592,Ang-Rt 162.4925,Zenith 90.5506,Slp Dst 226.6000,MIS;CNR CANAL
 Side Shot:90-593,Ang-Rt 152.3721,Zenith 91.5427,Slp Dst 214.5400,MIS;CANAL EDG
 Side Shot:90-594,Ang-Rt 127.4601,Zenith 92.0239,Slp Dst 215.9000,MIS;CANAL EDG
 Side Shot:90-595,Ang-Rt 105.0404,Zenith 91.4350,Slp Dst 258.2000,MIS;CANAL EDG
 Side Shot:90-596,Ang-Rt 89.5206,Zenith 91.2227,Slp Dst 333.6800,MIS;CANAL EDGE
 Side Shot:90-597,Ang-Rt 81.0233,Zenith 91.0331,Slp Dst 416.9800,MIS;CANAL EDGE
 Side Shot:90-598,Ang-Rt 74.5959,Zenith 90.5313,Slp Dst 510.2200,MIS;CANAL EDGE
 Side Shot:90-599,Ang-Rt 72.2904,Zenith 89.5623,Slp Dst 569.9400,MCS;CANAL EDGE
 Side Shot:90-600,Ang-Rt 67.4545,Zenith 89.5859,Slp Dst 854.6000,DRV;CL 21'GRAV
 Side Shot:90-601,Ang-Rt 70.0751,Zenith 89.5923,Slp Dst 763.6400,DRV;CL 21'GRAV
 Side Shot:90-602,Ang-Rt 72.3928,Zenith 89.5755,Slp Dst 672.8600,DRV;CL 21'GRAV
 Side Shot:90-603,Ang-Rt 76.3217,Zenith 89.5554,Slp Dst 581.6800,DRV;CL 21'GRAV
 Side Shot:90-604,Ang-Rt 81.4246,Zenith 89.5510,Slp Dst 496.8800,DRV;CL 21'GRAV
 Side Shot:90-605,Ang-Rt 88.5954,Zenith 89.5550,Slp Dst 412.4000,DRV;CL 21'GRAV
 Side Shot:90-606,Ang-Rt 99.5920,Zenith 89.5153,Slp Dst 337.3600,DRV;CL 21'GRAV
 Side Shot:90-607,Ang-Rt 114.4702,Zenith 89.4753,Slp Dst 279.9400,DRV;CL 21'GRA
 Side Shot:90-608,Ang-Rt 134.1452,Zenith 89.4827,Slp Dst 251.4800,DRV;CL 21'GRA
 Side Shot:90-609,Ang-Rt 156.5034,Zenith 89.4655,Slp Dst 259.8000,DRV;CL 21'GRA
 Side Shot:90-610,Ang-Rt 178.4151,Zenith 89.4836,Slp Dst 288.6200,DRV;CL CL GRV
 Side Shot:90-611,Ang-Rt 194.3141,Zenith 89.4111,Slp Dst 206.1400,DRV;CL 15'GRA
 Side Shot:90-612,Ang-Rt 222.0414,Zenith 89.4027,Slp Dst 158.5000,DRV;CL 15'GRA
 Side Shot:90-613,Ang-Rt 254.3633,Zenith 89.5237,Slp Dst 181.9200,DRV;CL 15'GRA
 HI / HR :Inst H 5.3000,Rod H 9.0000
 Side Shot:90-614,Ang-Rt 275.4017,Zenith 88.5414,Slp Dst 265.4200,DRV;CL 15'GRA
 Side Shot:90-615,Ang-Rt 283.4236,Zenith 89.0651,Slp Dst 300.4200,DRV;CL 15'GRA
 Side Shot:90-616,Ang-Rt 301.5306,Zenith 88.5505,Slp Dst 402.3200,DRV;CL 12'GRA
 Side Shot:90-617,Ang-Rt 220.1629,Zenith 89.0212,Slp Dst 313.2400,BLD;CNR METAL
 HI / HR :Inst H 5.3000,Rod H 5.2500
 Side Shot:90-618,Ang-Rt 218.3811,Zenith 89.4245,Slp Dst 274.0400,BLD;CNR METAL
 Side Shot:90-619,Ang-Rt 213.3753,Zenith 89.3937,Slp Dst 280.4000,BLD;CNR METAL
 Side Shot:90-620,Ang-Rt 154.4609,Zenith 92.1446,Slp Dst 213.8000,SW/SD-104;36"
 Side Shot:90-621,Ang-Rt 216.0338,Zenith 89.5844,Slp Dst 89.7600,SW/SD-103

JOB: HFHSBL11

TIME: 09:51 DATE: 12-30-1994

Side Shot:90-622,Ang-Rt 187.1214,Zenith 89.2621,Slp Dst 521.5400,CK TO 80
 Occupy:Occ 105,N 1032555.0740,E 1077519.0470,Elv 581.3100,PI-105
 Backsight:Occ 105,BS Pt 100,BS azm 351.1501,Back circle 0.0000
 HI / HR :Inst H 5.4900,Rod H 8.8900
 Side Shot:105-623,Ang-Rt 0.0000,Zenith 88.4348,Slp Dst 238.9000,CK TO 100
 Side Shot:105-624,Ang-Rt 0.0000,Zenith 88.4351,Slp Dst 238.9000,CK TO 100
 HI / HR :Inst H 5.4900,Rod H 9.2600
 Side Shot:105-625,Ang-Rt 0.0000,Zenith 88.4349,Slp Dst 238.8000,CK TO 100
 HI / HR :Inst H 5.4900,Rod H 9.0000
 Side Shot:105-626,Ang-Rt 64.4352,Zenith 89.0651,Slp Dst 269.1600,BLD;CNR METAL
 Side Shot:105-627,Ang-Rt 70.0203,Zenith 88.5814,Slp Dst 262.9600,BLD;CNR METAL
 HI / HR :Inst H 5.4900,Rod H 12.4000
 Side Shot:105-628,Ang-Rt 76.3540,Zenith 89.0741,Slp Dst 609.1000,BLD;CNR METAL
 Off Center Shot:Ang-Rt 73.2739,Zenith 89.2542,Slp Dst 320.0400
 Off Center Shot:Offset len 3.0000
 HI / HR :Inst H 5.4900,Rod H 5.2500
 Side Shot:105-629,Ang-Rt 73.5952,Zenith 89.2542,Slp Dst 320.0541,CD/CL-107
 HI / HR :Inst H 5.4900,Rod H 9.0000
 Side Shot:105-630,Ang-Rt 283.4550,Zenith 89.1101,Slp Dst 344.9400,BLD;CNR BRIC
 Side Shot:105-631,Ang-Rt 289.2021,Zenith 89.0603,Slp Dst 280.2400,BLD;CNR BRIC
 HI / HR :Inst H 5.4900,Rod H 8.0000
 Side Shot:105-632,Ang-Rt 291.3926,Zenith 89.1533,Slp Dst 286.6800,BLD;CNR BRIC
 Occupy:Occ 110,N 1032638.1171,E 1077021.1689,Elv 582.9000,PI-110
 Backsight:Occ 110,BS Pt 100,BS azm 74.4032,Back circle 0.0000
 HI / HR :Inst H 5.4600,Rod H 5.2800
 Side Shot:110-635,Ang-Rt 0.0000,Zenith 90.0137,Slp Dst 472.9000,CK TO 100
 HI / HR :Inst H 5.4600,Rod H 5.2500
 Side Shot:110-636,Ang-Rt 96.1555,Zenith 89.2642,Slp Dst 328.4400,CK TO 120
 Side Shot:110-637,Ang-Rt 30.0956,Zenith 90.0637,Slp Dst 180.8600,BLD;BB
 Side Shot:110-638,Ang-Rt 37.1645,Zenith 90.1452,Slp Dst 152.4000,BLD;CC
 Side Shot:110-639,Ang-Rt 38.0547,Zenith 90.1942,Slp Dst 149.4800,0
 Side Shot:110-640,Ang-Rt 38.0547,Zenith 90.1942,Slp Dst 149.4800,BLD;DD
 Side Shot:110-641,Ang-Rt 77.3835,Zenith 90.1755,Slp Dst 98.1000,BLD;EE
 Side Shot:110-642,Ang-Rt 80.0002,Zenith 90.0837,Slp Dst 121.5200,BLD;FF
 Side Shot:110-643,Ang-Rt 119.1657,Zenith 89.2920,Slp Dst 64.2000,0
 Side Shot:110-644,Ang-Rt 119.1657,Zenith 89.2916,Slp Dst 64.2400,BLD;HH
 HI / HR :Inst H 5.4600,Rod H 8.5000
 Side Shot:110-645,Ang-Rt 167.4110,Zenith 89.3033,Slp Dst 300.8200,BLD;II
 HI / HR :Inst H 5.4600,Rod H 5.2500
 Side Shot:110-646,Ang-Rt 176.2353,Zenith 90.0531,Slp Dst 223.9800,MW-106
 Side Shot:110-647,Ang-Rt 179.2106,Zenith 90.2237,Slp Dst 183.2400,SS-110
 Side Shot:110-648,Ang-Rt 195.2126,Zenith 91.0344,Slp Dst 51.5800,SS-111
 Side Shot:110-649,Ang-Rt 358.0700,Zenith 91.0550,Slp Dst 24.4000,SS-112
 Side Shot:110-650,Ang-Rt 346.5011,Zenith 90.2626,Slp Dst 104.9600,SS-113
 Side Shot:110-651,Ang-Rt 357.1535,Zenith 90.0534,Slp Dst 190.6200,SS-114
 Side Shot:110-652,Ang-Rt 345.3332,Zenith 89.5253,Slp Dst 315.7000,WT-102
 Side Shot:110-653,Ang-Rt 348.1808,Zenith 89.4449,Slp Dst 216.0000,WT-101
 Side Shot:110-654,Ang-Rt 283.4110,Zenith 91.2649,Slp Dst 137.0800,MW-107
 Side Shot:110-655,Ang-Rt 237.5442,Zenith 90.2332,Slp Dst 454.5200,SW/SD-105
 HI / HR :Inst H 5.4600,Rod H 12.4000
 Side Shot:110-656,Ang-Rt 103.3857,Zenith 86.5109,Slp Dst 125.9800,BLD;GG
 HI / HR :Inst H 5.4600,Rod H 5.2500

JOB: HFHSBL11

TIME: 09:51 DATE: 12-30-1994

Side Shot:110-657,Ang-Rt 96.1551,Zenith 89.2638,Slp Dst 328.2400,CK TO 120
 Occupy:Occ 120,N 1032317.4665,E 1077091.1195,Elv 586.2700,PI-120
 Backsight:Occ 120,BS Pt 130,BS azm 264.2203,Back circle 0.0000
 HI / HR :Inst H 2.7800,Rod H 5.2500
 Side Shot:120-658,Ang-Rt 83.2004,Zenith 90.0905,Slp Dst 328.2000,CK TO 110
 Side Shot:120-659,Ang-Rt 137.1750,Zenith 90.1559,Slp Dst 409.6000,DRV;CL 15'GR
 Side Shot:120-660,Ang-Rt 128.4721,Zenith 90.1639,Slp Dst 322.2800,DRV;CL 15'GR
 Side Shot:120-661,Ang-Rt 115.0917,Zenith 90.1746,Slp Dst 250.0200,DRV;CL 15'GR
 Side Shot:120-662,Ang-Rt 92.5210,Zenith 90.1901,Slp Dst 202.8200,DRV;CL 15'GRV
 Side Shot:120-663,Ang-Rt 61.3140,Zenith 90.2813,Slp Dst 194.2800,DRV;CL 15'GRV
 Side Shot:120-664,Ang-Rt 36.5434,Zenith 90.2611,Slp Dst 238.9000,DRV;CL 15'GRV
 Side Shot:120-665,Ang-Rt 19.4952,Zenith 90.1649,Slp Dst 302.5800,DRV;CL 15'GRV
 Side Shot:120-666,Ang-Rt 9.0858,Zenith 90.1428,Slp Dst 387.8200,DRV;CL 15'GRVL
 Side Shot:120-667,Ang-Rt 3.2938,Zenith 90.0945,Slp Dst 481.2200,DRV;CL 15'GRVL
 Side Shot:120-668,Ang-Rt 359.3855,Zenith 90.0708,Slp Dst 589.3000,DRV;CL 15'GR
 Side Shot:120-669,Ang-Rt 0.3823,Zenith 90.1800,Slp Dst 463.2200,CD/CL-104
 Side Shot:120-670,Ang-Rt 14.0414,Zenith 90.2015,Slp Dst 313.5200,CD/CL-101
 Side Shot:120-671,Ang-Rt 23.2642,Zenith 90.1703,Slp Dst 319.5200,CD/CL-105
 Side Shot:120-672,Ang-Rt 353.0820,Zenith 90.3548,Slp Dst 171.8400,SS-109
 Side Shot:120-673,Ang-Rt 115.5531,Zenith 90.5501,Slp Dst 150.0600,CD/CL-108
 Side Shot:120-674,Ang-Rt 333.3243,Zenith 86.1833,Slp Dst 3.8800,MW-105
 HI / HR :Inst H 2.7800,Rod H 9.0000
 Side Shot:120-675,Ang-Rt 256.4814,Zenith 89.0633,Slp Dst 279.4800,MW-104
 Side Shot:120-676,Ang-Rt 244.5808,Zenith 89.0608,Slp Dst 345.9000,CLF;BEGIN
 Side Shot:120-677,Ang-Rt 272.4151,Zenith 89.0340,Slp Dst 296.4600,CLF;4'
 Side Shot:120-678,Ang-Rt 303.1053,Zenith 88.5745,Slp Dst 329.4000,CLF;4'
 Side Shot:120-679,Ang-Rt 320.2259,Zenith 89.2943,Slp Dst 404.0200,CLF;4'
 Side Shot:120-680,Ang-Rt 332.0843,Zenith 89.3837,Slp Dst 522.4600,CLF;4'
 Side Shot:120-681,Ang-Rt 337.2856,Zenith 89.3248,Slp Dst 610.6800,CLF;4'
 Side Shot:120-682,Ang-Rt 342.3048,Zenith 89.4537,Slp Dst 728.3000,CLF;4'
 Side Shot:120-683,Ang-Rt 346.1818,Zenith 89.4556,Slp Dst 854.7400,CLF;4'
 Side Shot:120-684,Ang-Rt 348.0232,Zenith 89.4557,Slp Dst 937.2200,CLF;4'END
 HI / HR :Inst H 2.7800,Rod H 5.2400
 Side Shot:120-685,Ang-Rt 0.0000,Zenith 90.0647,Slp Dst 942.8000,CK TO 130
 Occupy:Occ 130,N 1032224.9422,E 1076152.9537,Elv 581.8700,PI-130
 Backsight:Occ 130,BS Pt 120,BS azm 84.2203,Back circle 0.0000
 HI / HR :Inst H 5.3800,Rod H 2.6300
 Side Shot:130-686,Ang-Rt 0.0000,Zenith 89.5400,Slp Dst 942.8000,CK TO 120
 HI / HR :Inst H 5.3800,Rod H 11.9000
 Side Shot:130-687,Ang-Rt 349.4730,Zenith 89.3314,Slp Dst 333.6200,CD/CL-103
 HI / HR :Inst H 5.3800,Rod H 5.2500
 Side Shot:130-688,Ang-Rt 0.4441,Zenith 89.5543,Slp Dst 351.5400,DRV;CL 15'GRVL
 Side Shot:130-689,Ang-Rt 7.4735,Zenith 89.5220,Slp Dst 265.2200,DRV;CL 15'GRVL
 Side Shot:130-690,Ang-Rt 11.0404,Zenith 89.4853,Slp Dst 211.9000,DRV;CL 15'GRV
 Side Shot:130-691,Ang-Rt 14.0142,Zenith 89.4654,Slp Dst 149.9600,DRV;CL 15'END
 Side Shot:130-692,Ang-Rt 9.5838,Zenith 89.4809,Slp Dst 145.0800,EP
 Side Shot:130-693,Ang-Rt 12.1532,Zenith 89.4913,Slp Dst 71.3000,EP
 Side Shot:130-694,Ang-Rt 204.3945,Zenith 90.1744,Slp Dst 23.8200,EP
 Side Shot:130-695,Ang-Rt 200.3855,Zenith 90.1006,Slp Dst 90.2600,EP;CNR
 Side Shot:130-696,Ang-Rt 156.5059,Zenith 90.3340,Slp Dst 78.2800,EP;CNR
 Side Shot:130-697,Ang-Rt 81.1733,Zenith 90.3307,Slp Dst 54.3000,EP
 Side Shot:130-698,Ang-Rt 43.2749,Zenith 89.5154,Slp Dst 106.5000,BLD;CNR BRICK

JOB: HFHSBL11

TIME: 09:51 DATE: 12-30-1994

Side Shot:130-699,Ang-Rt 51.2120,Zenith 89.4343,Slp Dst 138.5200,BLD;CNR BRICK
Side Shot:130-700,Ang-Rt 20.2205,Zenith 89.5420,Slp Dst 157.1200,BLD;CNR BRICK
Side Shot:130-701,Ang-Rt 238.3418,Zenith 90.2913,Slp Dst 330.4800,ELB;CL 30'PA
Side Shot:130-702,Ang-Rt 230.3059,Zenith 90.3418,Slp Dst 242.6400,ELB;CL 30'PA
Side Shot:130-703,Ang-Rt 214.0458,Zenith 90.4229,Slp Dst 163.9400,ELB;CL 30'PA
Side Shot:130-704,Ang-Rt 177.5242,Zenith 90.4207,Slp Dst 117.3600,ELB;CL 30'PA
Side Shot:130-705,Ang-Rt 134.0106,Zenith 90.2336,Slp Dst 141.7200,ELB;CL 30'PA
Side Shot:130-706,Ang-Rt 111.5850,Zenith 90.0707,Slp Dst 213.9000,ELB;CL 30'PA

ATTACHMENT E

FIELD NOTES

HANNA FURNACE

T @ 80
 HI = 5.41
 BS @ 70
 HR = 5.20



✓ 70 90 # 557
 ✓ 70 70 # 574

T @ 85
 HI = 5.43
 BS @ 80
 HR = 5.27

✓ 70 80 # 575
 LAST SHOT # 576

T @ 90
 HI = 5.30
 BS @ 100
 HR = 8.89

✓ 70 100 # 577
 ✓ 70 80 # 622

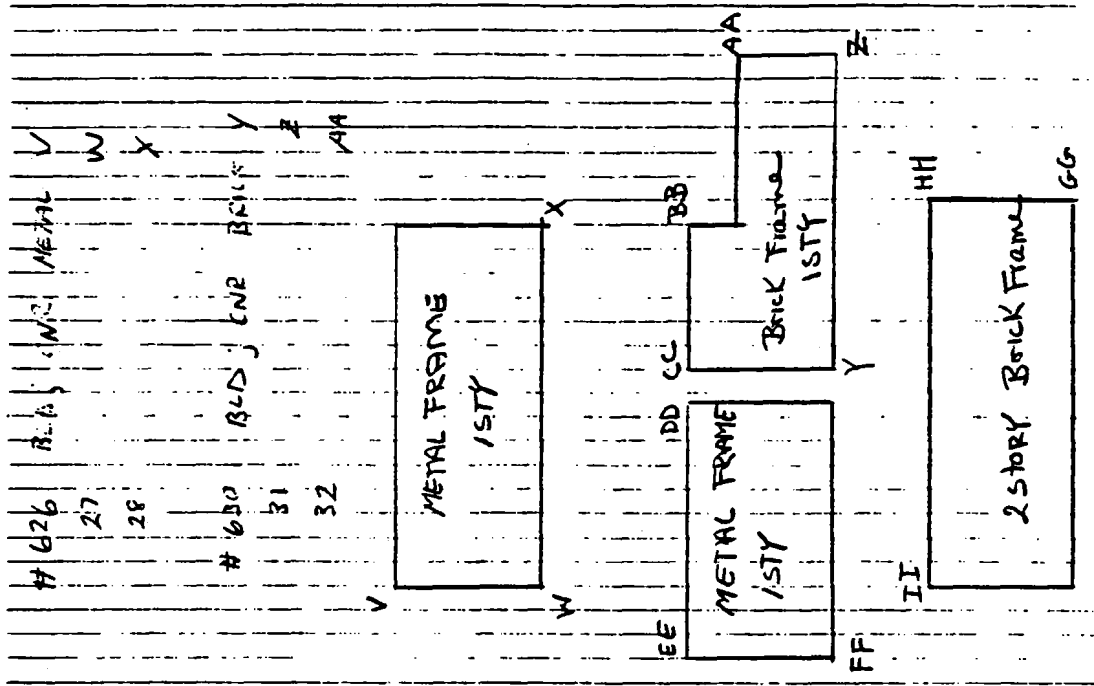


243. 381

HANNA FURNACE

T @ 105 BS @ 100
 HI = 5.49 HR = 9.26
 ✓ TO 100 # 623
 LAST SHOT # 624
 LAST SHOT # 632
 ✓

T @ 110 BS @ 100
 HI = 5.46 HR = 9.26
 ✓ TO 100 # 633
 ✓ TO 120 # 657



35° 12

P-SUNNY

LT. BREEZE

678
9)
700
KK
LL

B-1/2 CAIN

JJ

AK

LL

JJ

ASTY BRICK

HANNA FURNACE

12/22/94

BL TF

π @ 120 BS @ 130
HI = 2.78 HR = 5.24

✓ TO 110 # 658
✓ TO 130 # 685

π @ 130 BS @ 120
HI = 5.38 HR = 2.63

✓ TO 120 # 686
LAST SHOT # 706
Ø ✓

HANNA FURNACE

13

- MONITORING WELL LEVELS -

+	π	-	ELEV.	DATUM		
				586.269	PI-120	
2.39	588.659					
		4.63	587.03	MW-105	GRD	CONC.
		2.63	586.73		RISER	
		2.44	586.22		CASING	
		4.30	584.36	MW-104	GRD	CONC.
		1.76	586.70		RISER	
		1.465	587.194		CASING	
1.20	588.394					
		2.125	586.269	586.269	PI-120	
				582.879	PI-110	
4.765	587.664					
		4.89	582.77	MW-106	GRD	CONC.
		1.99	585.67		RISER	
		1.61	586.05		CASING	
		6.875	582.899			
7.57	588.379					
		8.10	511.58	MW-107	GRD	CONC.
		6.29	582.09		RISER	
		6.11	582.27		CASING	
		5.495	582.884	582.899	PI-110	

HANNA FURNACE

14

+	T	-	ELEV.	DATUM		
				585.174	PI-80	
5.865	591.039					
		6.04	585.00	MW-110	GRD	CONC.
		3.66	587.38		RISER	
		3.51	587.53		CASING	
		5.89	585.15	MW-109	GRD	CONC.
		3.44	587.60		RISER	
		3.295	587.744		CASING	
3.32	571.064					
		8.18	582.88	MW-108	GRD.	CONC.
		6.18	584.88		RISER	
		5.67	585.39		CASING	
		7.385	583.679	583.674	PI-75	
				580.879	PI-60	
5.05	585.929					
		5.59	580.31	MW-102	GRD	CONC.
		2.95	582.98		RISER	
		2.73	583.199		CASING	
2.70	585.899					
		5.78	580.119	580.109	PI-50	

HANNA FURNACE


T	T	-	ELEV	DATUM	
3.225	584.959		581.734	581.734	PI - 35
		4.66	587.30	MW-103	GRD CONC
		2.40	582.56		RISER
		2.145	582.814		CASING
1.935	584.749	3.02	581.729	581.734	PI - 35
				582.559	PI - 10
4.32	586.879	4.12	582.76	MW-101	GRD CONC
		1.71	585.17		RISER
		1.475	585.404		CASING
1.30	586.704	4.145	582.509	582.559	PI - 10

END OF JOB

HANNA FURNACE

T 2 75 BS 2 70
 H1 5.48 MR 5.25
 ✓ 70 70 # 458
 ✓ 70 70 # 487

8



12/21/94

HANNA FURKKE

BL TF

T @ 40
HI = 5.39
BS @ 30
HI = 5.25

✓ 70 # 488
✓ 70 # 506

T @ 50
HI = 5.38
BS @ 50
HR = 5.25

✓ 70 # 507
✓ 70 # 522

T @ 60
HI = 5.36
BS @ 50
HR = 5.25

✓ 70 # 523
✓ 70 # 538

T @ 70
HI = 5.34
BS @ 60
HR = 5.24

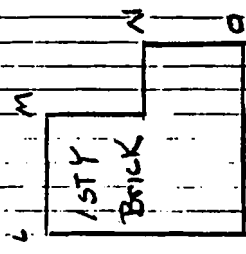
✓ 70 # 539
✓ 70 # 556

→ HR = 5.25

→ 5.21

→ 5.43

→ 5.37



#544 BLD. EP L
 45 M
 46 N
 #547 O

HANNA FURNACE

T @ 290 BS @ 280

FS @ 300 (DISK)

BS	D	0-00-00	71-07-50	1437.170	280
FS	D	140-06-47	87-01-24	254.085	300
FS	D	320-07-18	270-58-28	254.085	300
BS	ID	180-00-31	268-52-04	1437.165	280

BS	D	180-00-00	71-07-54	1437.165	280
FS	D	320-06-47	89-01-28	254.085	300
FS	ID	140-07-23	270-58-25	254.085	300
BS	ID	0-00-32	268-52-01	1437.165	280

HANNA FURNACE

5

T @ 300 (DISK) BS @ 290

FS @ WOR (TOWER)

BS	D	0-00-00	91-02-33	254.085	290
FS	D	307-09-39	-	-	WOR
FS	ID	127-10-05	-	-	WOR
BS	ID	180-00-28	268-57-21	254.090	290

BS	D	180-00-00	91-02-32	254.085	290
FS	D	127-09-70	-	-	WOR
FS	ID	307-10-06	-	-	WOR
BS	ID	0-00-29	268-57-20	254.090	290

HAUNA FURNACE

- LOCATIONS -

T @ 15 BS @ 10
HI = 5.58 HR = 5.21

✓ T@ 10 # 350
LAST SHOT # 351

T @ 10 BS @ 20
HI = 5.35 HR = 5.15

✓ T@ 20 # 352
✓ T@ 15 # 422
✓ T@ 15 # 425

T @ 20 BS @ 10
HI = 5.28 HR = 5.21

✓ T@ 10 # 426
✓ T@ 30 # 449

T @ 35 BS @ 30
HI = 5.18 HR = 4.87

✓ T@ 30 # 450
✓ T@ 30 # 457

SW/SIL 107

* POS. PLATE SCREEN

* AFTER ✓ #422. ϕ WAS OFF (357-37-07)

(RELOCATED NYS ROW MON'S)

HANNA FURNACE

T @ 300 (DISK) BS @ 270

FS @ 140

BS D 0-00-00 91-02-33 254.090
 FS D 339-04-19 92-04-50 295.935
 FS 10 69-04-47 267-54-59 295.935
 BS 10 180-00-32 268-59-19 254.090

BS D 180-00-00 91-02-33 254.090
 FS 10 159-04-20 92-04-49 295.935
 FS 10 339-04-47 267-54-02 295.935
 BS 10 0-00-51 268-59-21 254.090

(300)	140	150-216-20-15	1
	140	150-160-177-50-32	2
	150	160-170-179-14-53	3
	160	170-180-190-42-15	4
	170	180-190-239-04-01	5
	180	190-200-109-13-39	6
	190	200-210-242-55-27	7
	200	210-10-184-17-19	8
	210	10-130-348-25-23	9
	10	130-220-194-12-16	10
	130	240-230-102-03-07	11
	220	230-240-254-17-14	12
	230	240-250-119-24-05	13
	240	250-260-175-19-43	14
	250	260-270-180-09-22	15
	260	270-280-167-59-36	16
	270	280-290-193-16-05	17
	280	290-300-140-06-48	18
	290	300-140-339-04-18	19
		3780 00-117	5

(1112)180 (1112)180 = 3780-00-00 15 3780-00-17

HANNA FURNACE

T @ 280

BS @ 270

FS @ 270

BS D 0-00-00 90-49-56 210.590

270

FS D 193-16-04 88-52-51 1437.150

290

FS D 13-16-37 271-06-58 1437.155

290

BS D 180-00-31 269-09-58 210.590

270

BS D 180-00-00 90-49-55 210.590

270

FS D 13-16-03 88-52-48 1437.155

290

FS D 193-16-35 271-07-04 1437.155

290

BS D 0-00 - 29 269-09-56 210.590

270

HANNA FURNACE

T @ 270

R5 @ 260

F5 @ 280

BS D 0-00-01 90-10-13 616.715

260

F5 D 167-59-37 87-14-41 616.580

280

F5 ID 38-00-07 270-45-12 210.580

280

BS 10 180-10-33 269-49-38 616.720

260

F5 D 180-00-00 70-10-15 616.715

260

F5 D 347-59-38 89-14 39 210.585

280

F5 ID 168-00-08 270-45-14 210.580

280

BS ID 0-00-32 269-49-39 616.715

260

12/20/91
BL TF

Hanna Furnace
HAZ SITE
Buffalo NY
Unit from BK 125/79
Sketch. 125/79

T @ 240 BS @ 250

F3 @ 270

BS	D	0-00-10	90-24-52	876.885	250
F3	D	180-09-22	89-51-23	616.705	270
F3	ID	0-07-55	220-08-29	616.705	270
BS	ID	180-00-32	269-35-05	876.885	250
BS	D	180-00-00	90-24-49	876.885	250
ES	D	0-09-21	89-51-24	616.705	270
F3	ID	180-09-53	220-08-28	616.705	270
BS	ID	0-00-33	269-35-04	876.885	250

HANNA FURNACE

π @ 230

BS @ 220

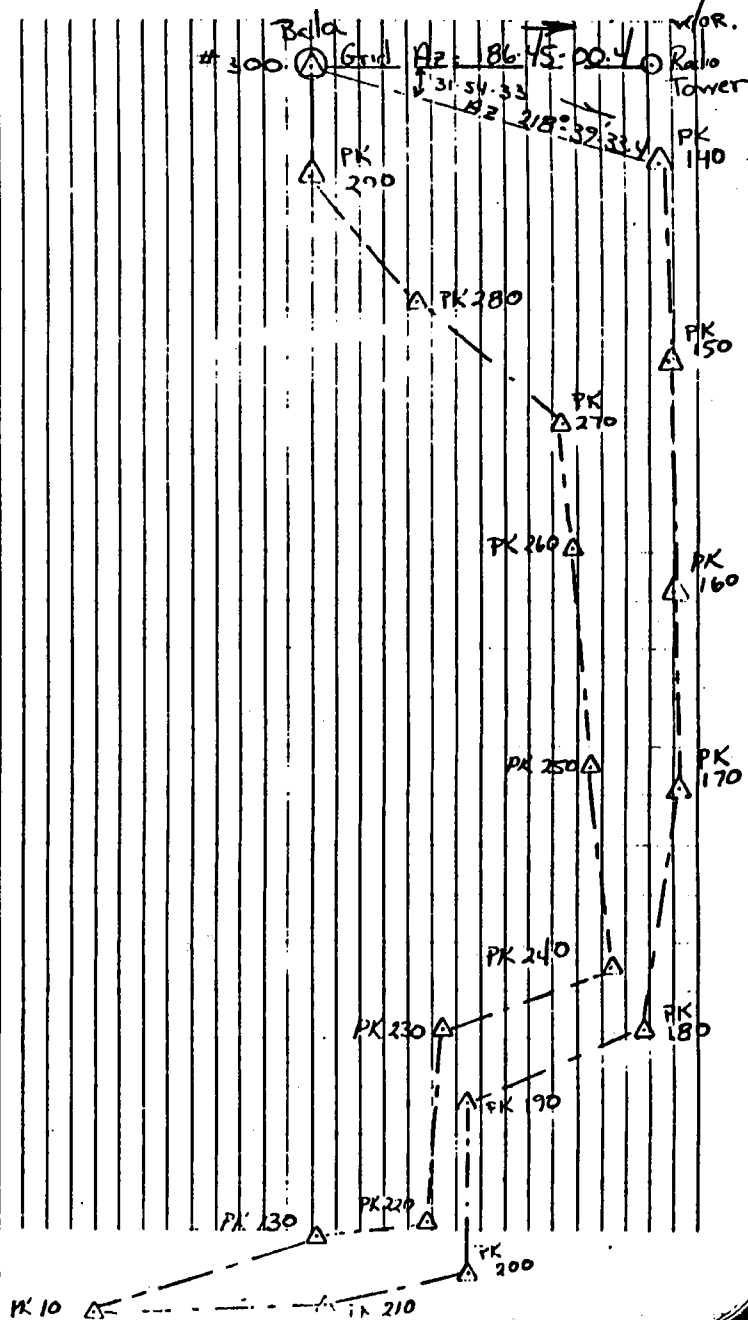
FS @ 240

BS	D	0-00-00	89-47-21	685.250	220
FS	D	254-19-16	89-37-30	1105.845	240
FS	ID	74-19-47	270-22-24	1105.845	240
BS	ID	180-00-33	270-12-41	685.255	220
BS	D	180-00-00	89-47-20	685.245	220
FS	D	74-19-14	89-37-29	1105.845	240
FS	ID	254-19-45	270-22-23	1105.845	240
BS	ID	0-00-32	270-12-44	685.250	220

CONT. Book # 128 HAZ.
Pg. 2

HA

79



HANNA FURFACE

T 2 250 BS 2 240

FS 2 260

BS D 0-00-00 89-49-55 556.005 240

BS D 175-19-44 89-36-17 876.865 260

FS ID 355-20-15 270-23-34 876.870 260

BS ID 180-00-33 270-07-55 556.005 240

BS D 180-00-00 89-41-54 556.005 240

FS D 355-19-43 89-36-19 876.865 260

FS ID 175-21-15 270-23-36 876.865 260

BS ID 0-00-33 270-07-58 556.005 240

12/20/94

HANNA FURNACE

NOTE: SEE PG-79 for T @ 230 bs 230 FS 2/c

T @ 240 BS @ 230

FS @ 250

BS	D	0-00-00	90-23-37	1105:860	230
FS	D	119-24-07	90-10-21	556.000	250
FS	ID	299-24-37	269-49-52	555:995	250
BS	ID	180-00-33	269-36-42	1105:860	230
BS	D	180-00-00	90-23-37	1105:855	230
FS	D	291-24-04	90-10-25	555:995	250
FS	ID	119-24-35	269-49-52	555:995	250
BS	ID	0-00-32	269-36-40	1105:860	230

HANNA FURNACE

	π 2 220	BS 2 130		
	FS 2 230			
BS D	0-00-00 90-06-12	781.925	130	
FS D	02-03-08 90-14-56	685.245	230	
FS ID	282-03-37 269-45-03	685.245	230	
BS ID	180-00-33 269-53-44	781.925	130	
BS D	180-00-00 90-06-12	781.925	130	
FS D	282-03-07 90-14-57	685.245	230	
FS ID	02-03-37 269-45-00	685.245	230	
BS ID	0-00-31 269-53-45	781.925	130	

HANNA FURNACE

BS	D	0-00-00	89-56-12	689.950				/0
FS	D	94-12-17	89-54-57	781.930				220
FS	ID	14-12-48	170-05-04	781.935				220
BS	ID	180-00-34	170-03-45	689.950				/0
BS	D	180-00-00	89-56-13	689.945				/0
FS	D	14-12-17	89-54-57	781.930				220
FS	ID	94-12-47	170-05-05	781.930				220
BS	ID	0-00-33	170-03-44	689.950				/0

HANNA FURNACE

	τ 210	BS 210		
BS D 0-00-00			FS D 130	210
FS D 348-25-24	90-05-16	689.935		130
FS D 168-25-55	269-54-39	689.940		130
BS D 180-00-32	269-46-05	623.980		210
BS D 180-00-00	90-75-55	623.980		210
FS D 168-25-24	90-05-17	689.940		130
FS D 318-25-56	269-54-39	689.935		130
BS D 0-00-34	269-46-00	623.980		210

HANNA FURNACE

73

T @ 210

BS @ 200

FS @ 10

BS	D	10-00-00	89-48-02	804.785	200
FS	D	184-19-20	89-47-51	623.980	10
FS	ID	04-19-48	270-12-15	623.980	10
BS	ID	180-00-31	270-12-10	804.785	200
BS	D	180-00-00	89-47-58	804.780	200
FS	D	04-19-20	89-47-51	623.980	10
FS	ID	184-19-51	270-12-18	623.985	10
BS	ID	0-00-33	270-12-09	804.780	200

HANNA FURNACE

T 200 BS 190

F3 210

BS D 0-00-00 90-11-31 729, 170

190

F3 D 242-55-26 90-13-22 804, 775

210

F3 ID 62-55-58 269-46-41 804, 775

210

BS ID 180-00-31 269-48-39 729, 170

170

BS D 180-00-00 90-11-29 729, 170

190

F3 D 62-55-27 90-13-24 804, 775

210

F3 ID 242-56-00 269-46-43 804, 770

210

BS ID 0-00-32 269-48-37 729, 170

190

HANNA FURNACE

π 2 190 BS 2 180

FS 2 200

BS D 6-00-00 89-41-37 958.580 180

FS D 109-13-37 89-50-20 729.155 200

FS ID 279-14-10 270-09-43 729.160 200

BS ID 180-00-30 270-18-32 958.580 180

BS D 180-00-00 89-41-34 958.580 180

FS D 89-13-38 89-50-18 729.155 200

BS ID 109-14-11 270-09-45 729.155 200

BS ID 6-00-31 270-18-30 958.580 180

HANNA FURNACE

X @ 180 BS @ 170

FS @ 190

BS D 0-00-00 89-58-47 656. 465 170

FS D 237-03-59 90-19-40 958. 570 190

FS ID 57-04-32 269-40-19 958. 570 190

BS ID 180-00-30 270-01-23 656. 465 170

BS D 180-00-00 89-58-44 656. 465 170

FS D 57-04-03 90-19-38 656. 570 190

FS ID 237-04-33 269-40-21 958. 570 190

BS ID 0-00-33 270-01-22 656. 460 170

HANNA FURNACE

T 2/170

BS 2/160

FS 2/180

BS D 0-00-00 89-41-04 1028.935

160

FS D 190-42-15 90-02-49 656.465

180

FS ID 10-42-41 269-57-16 656.465

180

BS ID 180-00-32 270-19-02 1028.935

160

BS D 180-00-00 89-41-03 1028.935

160

FS D 10-42-17 90-02-57 656.465

180

FS ID 190-42-45 269-57-16 656.465

180

BS ID 0-00-33 270-19-00 1028.935

160

HANNA FURNACES

π @ 1/60 BS @ 150

FS @ 170

BS D 0-00-00 89-40-44 794, 100 150

FS D 177-41-52 90-20-13 1028, 935 170

FS D 359-15-23 269-39-49 1028, 935 170

BS D 180-00-29 270-19-14 794, 095 150

BS D 180-00-00 89-40-47 794, 100 150

BS D 359-14-53 90-20-16 1028, 935 170

FS D 177-15-20 269-39-50 1028, 935 170

BS D 0-10-31 270-19-15 794, 100 150

SI

HANNA FURNACE

TS 2 150 PS 2 140

FS 2 160

BS	D	0-00-00	89-07-06	1400.960	140
FS	D	179-50-32	90-20-40	794.085	160
FS	ID	357-51-04	269-39-25	794.090	160
BS	ID	180-00-33	270-52-58	1400.960	140
BS	D	180-00-00	89-07-03	1400.965	140
FS	D	357-50-32	90-20-39	794.090	160
FS	ID	179-51-06	269-39-23	794.085	160
BS	ID	0-00-34	270-52-57	1400.965	140

12/19/97
BL TF
clady 35°
Horz Control
See sketch pg 79

(300)
NE Bala bs Buffalo Radio Station tower

Towers
00-00-00 0-00-00
180-00-33 180-00-31

Tala No 1 346-37-15 75.66
166-37-34

Bala No 2 93-39-57 85.58
223-40-24

PK 140

BS	D	0-00-00	-	-	WOR
FS	D	31-54-34	92-04-58	295.935	140
FS	ID	211-55-04	267-54-54	295.935	140
BS	ID	160-00-31	-	-	WOR
BS	D	180-00-00	-	-	WOR
FS	D	211-54-32	92-05-00	295.935	140
FS	ID	31-55-01	267-54-58	295.935	140
BS	ID	0-00-29	-	-	WOR

Rec'd

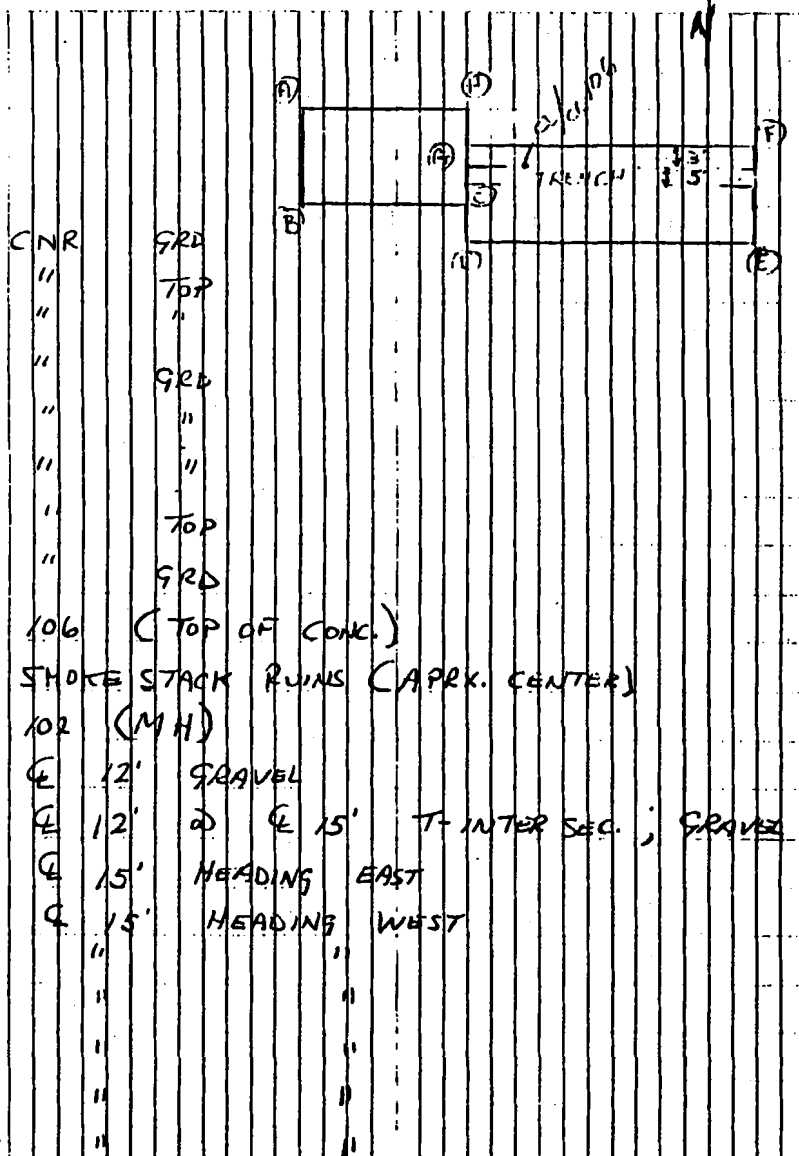
Bala Nds Disk - Bala 1973
Ref Mark 1 - Nds Disk Bala NO 1 1973
Ref Mark 2 - Nds Disk Bala NO 2 1973
Buffalo Radio Station Tower 1958
light

HANNA FURNACE

LOCATIONS

	π @ 100	BS @ 110			
	H1 = 5.34	H2 = 5.50			
	0-00-00	89-58-26	472.890	5.50	110
A	348-00-53	89-09-59	113.72	6.00	RUINS
B	333-36-34	88-33-77	122.27	"	"
C	323-57-51	88-03-01	90.32	"	"
D	321-24-79	85-21-05	93.60	12.40	"
E	281-44-48	88-28-42	57.98	6.00	"
F	293-25-41	88-22-10	38.02	"	"
G	334-15-53	87-17-42	84.34	"	"
H	343-48-22	88-37-58	79.73	"	"
	324-27-48	86-57-22	67.66	"	CD/CL
	31-46-50	85-10-56	99.58	"	24' DIA
	162-55-04	88-58-01	217.83	"	CD/CL
	175-51-22	87-00-10	44.46	12.40	DRV
	196-27-57	88-58-06	394.62	"	"
	193-24-58	89-07-23	484.84	"	"
	202-58-21	88-42-09	300.38	"	DRV
	215-00-15	88-18-03	212.05	"	"
	258-49-07	87-34-11	142.99	"	"
	279-36-18	87-22-04	126.58	"	"
	312-46-49	87-57-34	170.57	"	"
	329-20-25	88-34-07	245.42	"	"

∅ ✓



HANNA FURNACE

	LEVELS	+	π	-	ELEV.	DATUM
TP-1	2.15	U08.025	6.75	U01.275		U05.875
TP-2	4.35	U05.91	6.355	599.555		
TP-3	3.76	U03.515	6.655	596.66		
TP-4	3.86	U00.520	6.835	593.685		
TP-5	4.55	597.840	6.575	591.265		
TP-6	4.37	595.655	6.74	588.895		
TP-7	4.32	593.215	6.65	586.565		
TP-8	4.71	591.275	6.21	590.065		
TP-9	2.375	592.440	3.975	588.465		
TP-10	2.55	591.015	4.04	586.975		
	3.66	590.035	1.93	588.105	588.739	

J-55 NGS DICK FOUND on RR Bridge - Ridge Rd

RV-100 A Mangle Metal Rivet at top of S. side

end of Stone Base in 3rd per west of east end S. Buffalo Railway over pass

12/5/97
 B-IF
 Cbody-33°

Levels

	+	HI	-	Elev	Datum
	1.685	590.424	6.025	584.399	585.139
	6.47	590.869	6.95	583.919	
	5.38	584.249	5.65	583.649	
	5.925	584.774	6.905	582.569	
	6.595	589.164	5.525	583.639	
	5.36	588.999	5.015	583.904	
	6.845	590.749	6.355	584.394	
	5.75	590.144	1.415	588.722	588.739
	43.91		43.92		

cont on pgs 59.


RV - 100

RV-100 A Morel Mudd Rivet.

HANNA FURNACE

	t	T	-	ELEV.	DATUM
TP-10	4.67	589.354	2.37	585.984	
100	4.505	587.354	7.805	582.849	
105	6.075	587.404	6.045	581.309	
110	8.015	590.914	4.505	582.899	
120	1.61	587.879	4.645	586.269	
TP-11	5.35	588.074	5.155	582.724	
130			6.195	581.879	
	175.145		175.115		

SKETCH



PK 50 --- Δ PK 60

PK 50

57

HANNA FURNACE

T 20 130 BS 20 120

FS 20 10

BS	D	0-00-00	89-55-03	942.785	120
FS	D	248-23-29	89-57-14	689.945	130
FS	D	68-23-58	220-02-43	689.950	130
BS	D	180-00-32	220-01-51	942.785	120
BS	D	180-00-00	89-55-05	942.785	120
FS	D	68-23-27	89-57-17	689.950	130
FS	D	248-24-01	220-02-40	689.950	130
BS	D	0-00-32	220-04-51	942.785	120

1	130-10-20 =	194-11-11
2	10-20-30 =	259-39-10
3	20-30-40 =	184-23-22
4	30-40-50 =	170-47-43
5	40-50-60 =	193-53-35
6	50-60-70 =	197-01-52
7	60-70-80 =	278-22-46
8	70-80-90 =	194-54-37
9	80-90-100 =	172-48-07
10	90-100-110 =	232-38-11
11	100-110-120 =	96-15-49
12	110-120-130 =	276-40-00
13	120-130-140 =	248-23-28
		2699-59-51
		(M 2) 180
		(13-12) 180 ± 2700-00-00 - 2699-59-51 = 00-00-09 ✓

HANNA EVENING

T 2 120 BS 2 110

FS 2 130

BS D 0-00-00 90-11-04 328.220

FS D 276-39-59 90-06-48 942.785

FS D 96-40-31 269-53-10 942.780

BS D 180-00-30 269-48-58 328.220

110

130

130

110

BS D 180-00-00 90-11-00 328.220

FS D 26-40-00 90-06-41 942.780

FS D 276-40-31 269-53-11 942.785

BS D 0-00-31 269-48-57 328.220

110

130

130

110

110 120

110

70 121 130

Arr. 4:41 for conc. Guard Post

of left in the forest


HANNA FUENACE

π 2 110

BS 2 100

FS 2 120

BS	D	10-00-00	90-01-30	472.900	100
FS	D	76-15-49	89-55-10	328.225	120
FS	D	276-16-20	270-04-43	328.225	120
BS	D	180-00-30	269-58-23	472.900	100
BS	D	180-00-00	90-01-31	472.900	100
FS	D	276-15-50	89-55-10	328.225	120
FS	D	26-16-20	270-04-41	328.225	120
BS	D	0-00-33	269-58-26	472.905	100



HANNA FUENACE

T 2 100 BS 2 90

FS 2 110

BS D 10-00-08 89-56-04 523.545 90

FS D 232-38-11 90-01-19 472.910 110

FS 10 52-38-43 249-57-59 472.905 110

BS 10 180-00-29 270-03-51 523.550 90

BS D 180-00-00 89-56-02 523.545 90

FS D 52-38-10 90-01-19 472.900 110

FS 10 232-38-40 249-58-03 472.905 110

BS 10 10-00-31 270-03-50 523.535 90

FRAY: P 3-11

HANNA FUEINACE

T @ 100 BS @ 90

FS @ 105

BS D P-00-06 89-56-09 523.545

90

FS D 149-12-40 89-26-50 238.880

105

FS D 329-13-04 20-33-03 238.885

105

BS D R0-00-26 20-03-49 523.550

90

IFN W/LOG 34X

BS D R0-00-00 89-56-06 523.545

90

FS D 329-12-42 89-26-50 238.880

105

FS D 499-13-05 170-33-04 238.880

105

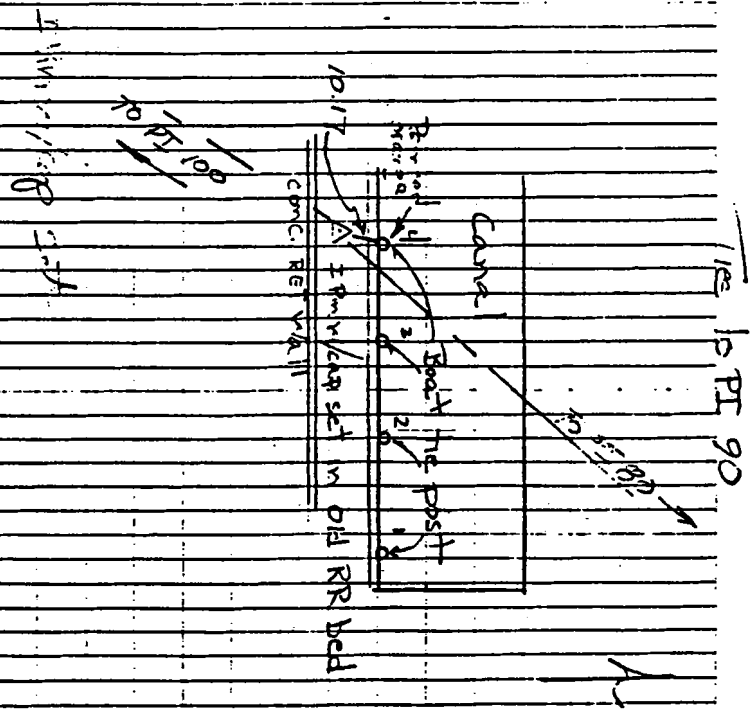
BS D P-00-25 270-03-49 523.550

90

HANNA FURNACE

			BS 2) 80
	7 2) 90		
	FS 2) 100		
BS	D	0-00-00 89-26-18	521. 535
FS	D	72-48-04 89-13-33	523. 630
FS	D	552-48-34 220-46-23	523. 625
BS	D	180-00-28 270-33-41	521. 570
BS	D	180-00-00 89-26-15	521. 535
FS	D	352-48-04 87-13-30	523. 625
FS	D	172-48-35 220-46-25	523. 630
BS	D	0-00-27 270-33-44	521. 535

80
100
100
80
80
100
100
80



HANNA FURNACE

70 80 BS 70

FS 70

BS D 0-00-00 90-22-47 342.830

70

FS D 194-54-37 90-36-02 521.540

90

FS ID 14-55-05 269-23-46 521.540

90

BS ID 180-00-29 269-36-58 342.835

70

BS D 180-00-00 90-22-45 342.830

70

FS D 4-54-38 90-36-02 521.535

90

FS ID 194-55-08 269-23-49 521.535

90

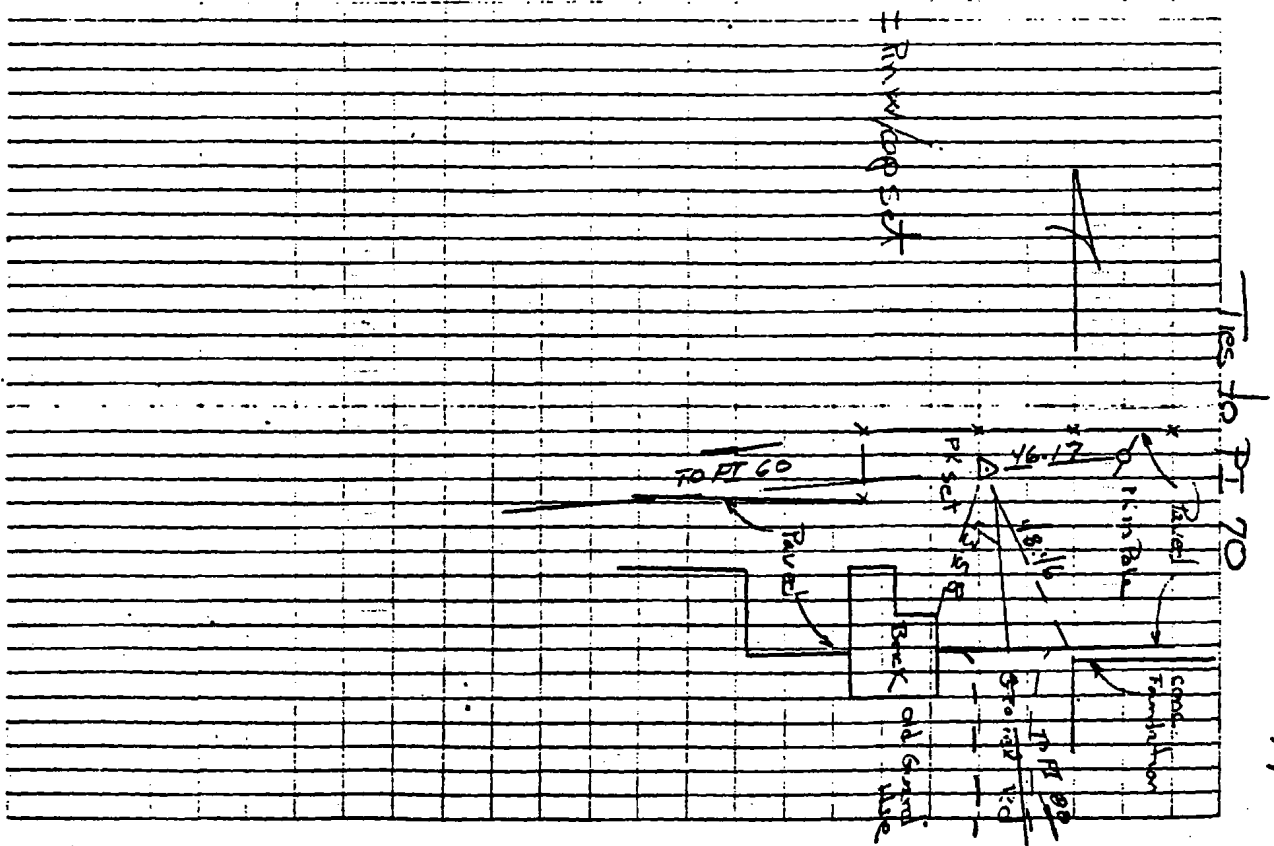
BS ID 0-00-30 269-37-03 342.835

70

I n s u r a n c e


HANNA FURNACE

	T 2 70	F 2 75	BS 2 60	
BS 0	0-00-00	90-21-30	400.220	60
FS 0	204-31-11	89-56-47	314.565	75
FS 10	24-31-42	270-03-14	314.560	75
BS 10	180-00-28	269-38-31	400.225	60
BS 0	180-00-00	90-21-31	400.225	60
FS 0	24-31-11	89-56-47	314.565	75
FS 10	204-31-40	270-03-11	314.560	75
BS 10	0-00-25	269-38-31	400.225	60



HANNA FURNACE

	7 @ 60	BS @ 50	
BS D	0-00-00	90-09-26	436.050
FS D	197-01-50	89-41-16	400.220
FS 1D	17-02-19	270-18-42	400.220
BS 1D	180-00-25	269-50-36	436.050
BS D	180-00-00	90-09-29	436.050
FS D	17-01-50	89-41-19	400.220
FS 1D	197-02-20	270-18-42	400.220
BS 1D	0-00-27	269-50-39	436.050



HANNA FURNACE

	π	∅	50	BS	∅	40
BS D	0-00-00	88-40-43	792.670			40
FS D	193-53-37	89-56-18	436.055			60
FS IC	13-57-06	270-03-40	436.055			60
BS UD	180-00-33	271-19-20	792.665			40
BS D	180-00-00	88-40-41	792.665			40
FS D	13-53-35	89-56-15	436.050			60
FS IC	193-54-05	270-03-43	436.050			60
BS UD	0-00-32	271-19-18	792.665			40

PK BOX AL. EP. AND

HANNA FURNACE

π 2 40 BS 2 30

FS 2 50

BS D 0-00-00 91-54-10 385.375 30

FS D 170-47 41 91-22-03 792.680 50

FS ID 350-48-13 268-37-55 792.680 50

BS ID 180-00-29 268-05-26 385.375 30

BS D 180-00-00 91-54 31 385.375 30

FS D 350-47 44 91-22-00 792.680 50

FS ID 170-48-14 268-37-54 792.680 50

BS ID 0-00-31 268-05-27 385.375 30

BY S. J. M. E. P. K. D.

HANNA FURNACE

T @ 30 BS @ 20

FS @ 40

BS	D	0-00-00	89-42-56	360.920	20
FS	D	84-23-21	88-08-57	385.365	40
FS	ID	04-23-52	271-51-01	385.365	40
BS	ID	180-00-27	270-16-59	360.925	20
BS	D	180-00-00	89-42-57	360.925	20
FS	D	04-23-20	88-08-58	385.360	40
FS	ID	84-23-49	210-50-58	385.360	40
BS	ID	0-00-28	270-17-01	360.920	20

IRIN W/cap 5x1

HANNA FURNACE

42

T @ 30

BS @ 20

FS @ 35

BS	D	0-00-00	89-42-54	360.920	20
FS	D	220-58-59	90-44-56	358.660	35
FS	ID	40-59-32	269-4-57	358.660	35
BS	ID	180-00-30	270-16-59	360.925	20

IFIN w/cap

BS	D	180-00-00	89-42-57	360.920	20
FS	D	110-59-02	90-44-57	358.660	35
FS	ID	220-59-32	269-15-00	358.660	35
BS	ID	0-00-30	270-17-01	360.925	20

HANNA FURNACE

41

TI 20

BS 20

FS 20

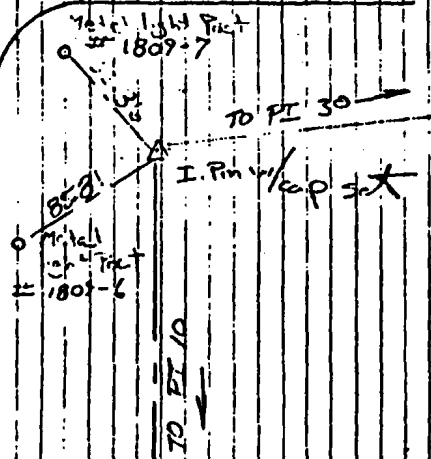
BS	D	0-00-00	90-39-49	532.435	10
FS	D	259-39-10	90-22-43	360.925	30
FS	ID	79-39-32	269-37-26	360.920	30
BS	ID	180-00-24	269-21-19	532.430	10
BS	D	180-00-00	90-38-52	532.430	10
FS	D	79-39-12	90-22-42	360.920	30
FS	ID	259-39-35	269-37-29	360.920	30
BS	ID	0-00-24	269-21-21	532.435	10

Tie to PI 20



I. Pin w/cap set

Fuhrmann Blvd



HANNA FURNACE
- CITY OF BUFFALO -

12/1/94
BL TF

T @ 10 BS @ 130

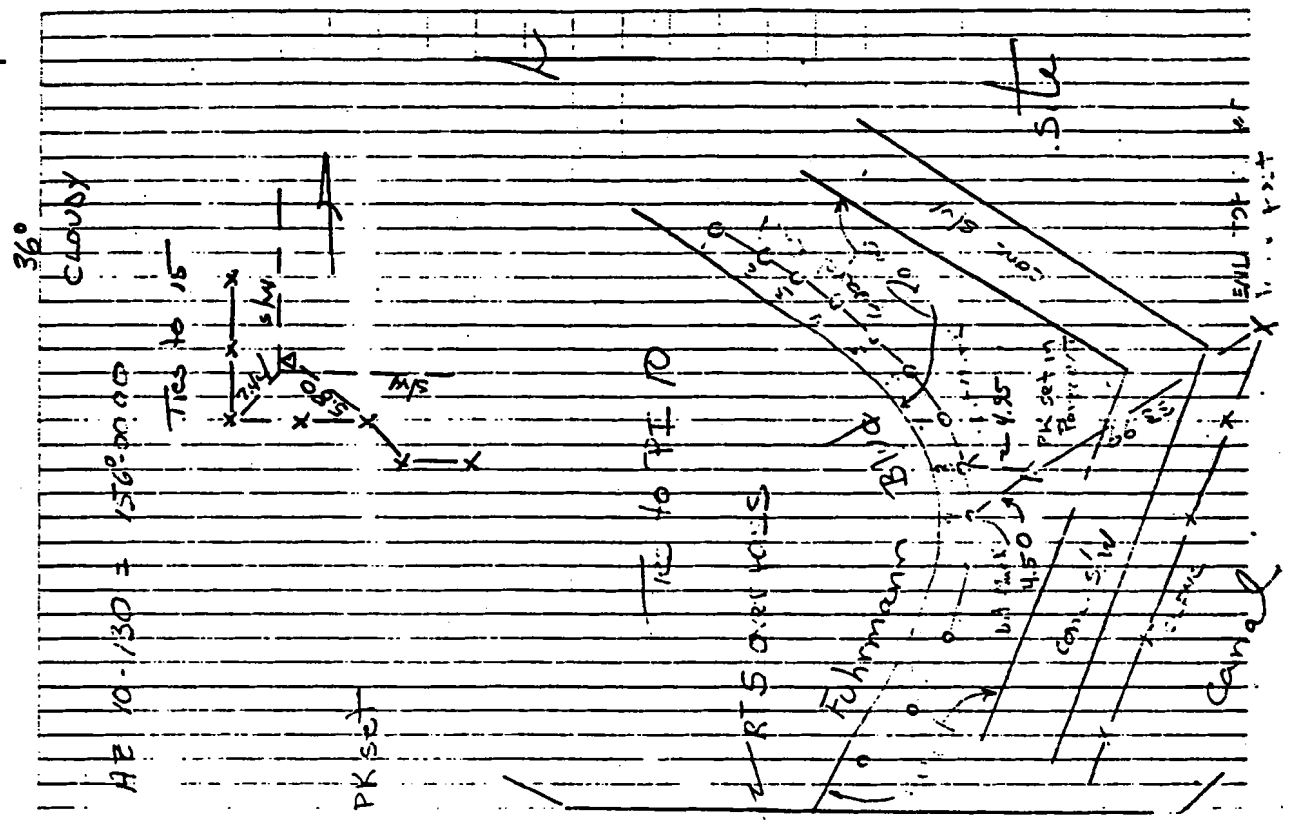
FS @ 15

BS	D	0-00-00	90-05-18	689.955
FS	D	89-00-16	90-31-28	381.080
FS	ID	269-00-36	269-28-26	381.075
BS	ID	100-00-21	269-54-47	689.955

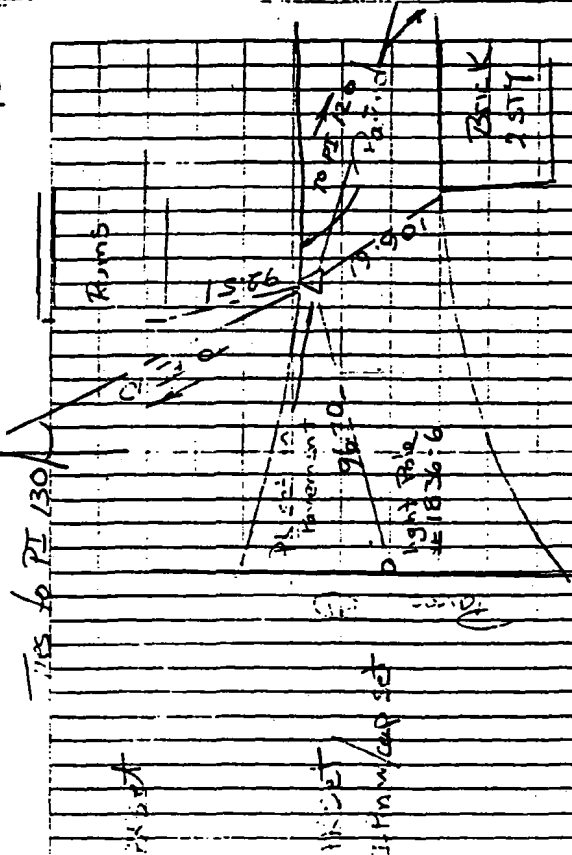
BS	D	180-00-00	90-05-14	689.955
FS	D	269-00-17	90-31-29	381.080
FS	ID	89-00-38	269-28-27	381.075
BS	ID	0-00-21	269-54-51	689.955

130
15
15
130

130
15
15
130



HANNA FURNACE



Item	Date	Value	Notes
BS D	0-00-00	90-05-15	689.950
FS D	194-11-12	89-24-57	532.425
FS D	15-11-33	270-35-09	532.425
BS D	180-10-22	269-54-51	689.955
BS D	180-10-00	90-05-15	689.950
FS D	14-11-10	89-24-57	532.420
FS D	194-11-31	270-35-13	532.425
BS D	0-00-20	269-54-53	689.955

PI 130
 11.25
 11.4m cap set
 11.25