

May 3, 2007

100 Liberty Pole Way
Rochester, NY 14604

www.passero.com

585-325-1000

585-325-1691 Fax

Ms. Charlotte Theobald, Environmental Engineer I
NYS Department of Environmental Conservation
Division of Environmental Remediation
6274 East Avon-Lima Road
East Avon, NY 14414

**Re: Fischbach & Moore Electric, LLC
NYSDEC Site # V00492-8
Driveway Expansion**

Dear Ms. Theobald:

On November 16, 2006, 235 Metro Park, LLC began the NYSDEC-approved project to widen the driveway east of the loading dock at the northeast corner of the former Fischbach & Moore building. The project was completed on November 24, 2006, and the disturbed area was covered by crusher run and asphalt. During excavation on November 16, 17, 20, and 21, Passero Associates conducted air monitoring for volatile organic compounds (VOCs) and fugitive dusts in compliance with the October 20, 2006 Soils Management Plan. The air monitoring was conducted for the duration of the soil excavation process.

The accompanying report details the actions performed by Passero Associates; the results of the air monitoring program; and the analytical results of the staged soil characterization samples.



Very truly yours,

Peter S. Morton, C.P.G.
Certified Professional Geologist

Gary W. Passero, P.E., R.E.M.
Chairman and CEO

Driveway Expansion Final Report

Fischbach & Moore Electric, LLC

235 Metro Park
Town of Brighton
Rochester, New York 14623

NYSDEC Site No. V00492-8

Prepared by:



Passero Associates
100 Liberty Pole Way
Rochester, NY 14604

TABLE OF CONTENTS

1.0	Introduction.....	1
2.0	Background.....	1
2.1	Community Air Monitoring Plan.....	1
2.2	Soils Management.....	1
2.3	Soils Characterization	1
3.0	Other Considerations	6

FIGURES:

1. Figure 1 Site Plan

APPENDICES:

1. Appendix 1 Analytical Data
2. Appendix 2 Community Air Monitoring Program (CAMP)
3. Appendix 3 Field Data Sheets

1.0 Introduction

On November 16, 2006, 235 Metro Park, LLC began the NYSDEC-approved project to widen the driveway east of the loading dock at the northeast corner of the former Fischbach & Moore building. The project was completed on November 24, 2006, and the disturbed area was covered by crusher run and asphalt. During the excavation, Passero Associates conducted air monitoring for volatile organic compounds (VOCs) and fugitive dusts in compliance with the October 20, 2006 Soils Management Plan (SMP). The testing was conducted for the duration of the soil excavation.

2.0 Background

The driveway expansion extends approximately 60 ft east of the former edge of pavement. Approximately 3600 sq. ft. of soils was disturbed while widening the driveway. During the excavation the soils were graded and staged on polyethylene sheeting. Upon completion, the staged soils were sampled and characterized to determine if they will be re-used on site or disposed of off-site at an approved landfill.

2.1 Community Air Monitoring Plan

The Community Air Monitoring Plan (CAMP) from NYSDEC DER 10 is provided in Appendix 2 of this document, and was implemented for the duration of the project.

To document that fugitive dusts were not generated while disturbing the soils, Passero Associates monitored downwind fugitive dusts while the soil grading was being conducted using a TSI Dust Trak aerosol monitor in conformance with NYS Department of Health (DOH) protocols. No fugitive dusts were measured.

Air monitoring and soil screening for VOCs was conducted using a Mini RAE 2000 Photoionization Detector (PID). The wind direction was monitored throughout the project, and the monitoring equipment was stationed appropriately based on wind direction. All field data sheets are included in Appendix 3.

2.2 Soils Management

The soils were excavated and graded eastwards from the previous edge of pavement; they were staged on polyethylene and covered with polyethylene, in conformance with the SMP. The staged soils from the driveway expansion are suitable for re-use on site. Pending DEC approval, 235 Metro Park, LLC would like to spread and seed the staged soils on their undeveloped land east of the driveway (Figure 1).

2.3 Soils Characterization

Two composite samples were collected from five locations within the stockpile of staged soil for characterization purposes. PID measurements were recorded for

each of the five individual locations. None of the five individual sample locations exhibited elevated PID readings; therefore, one location was chosen at random for a grab sample for VOC analysis. The results of the PID measurements are tabulated in the following table:

Results

Soil Sample Table

Location	1	2	3	4	5	Grab
PID	0.0	0.0	0.0	0.0	0.0	0.0

The composite samples were analyzed by Severn Trent Laboratories (NYSDOH ELAP-certified laboratory) for pH (EPA Method 9045C), Target Compound List (TCL) SVOCs, pesticides, and PCBs, and TAL metals, by category A methodology. The grab sample was analyzed for TCL VOCs.

Soil samples were composited by placing equal portions soil from each of the five composite sample locations into a pre-cleaned, stainless steel mixing bowl. The soil was homogenized using a stainless steel trowel and transferred to pre-cleaned jars provided by the laboratory. The laboratory results are tabulated in the following pages and are included in Appendix 2.

The VOC and SVOC laboratory data are presented in ug/ kg, or parts per billion (ppb). The TAGM and Part 375 Soil Cleanup Objectives (SCO) have been converted to ppb for comparison in the following tables.

VOCs

Compound	Grab (ppb)	TAGM 4046 Recommended Soil Cleanup Objective (ppb)	Part 375 Unrestricted Use (ppb)
Methylene chloride	12B	100	50
Tetrachloroethene	3J	1400	1300
Total TICs	27JN	NA	NA
Total VOCs	42	10,000	NA

SVOC Data

The Severn Trent Analytical Report (Appendix 1) has two sets of data for the SVOC's: Composite #1 (pages 12-15) and Composite #1 re-extraction (pages 16-19), and Composite #2 (20-23) and Composite #2 re-extraction (pages 24-27).

Page 6 of the Severn Trent Analytical Report (Appendix 1) indicates that in the GC/MS Semivolatile Data, "The spike recovery for N-Nitroso-Di-n-propylamine was below method defined quality control limits in the Matrix Spike Blank A6B3088001 and the Matrix Spike Blank Duplicate A6B3088002. The samples were re-extracted outside of holding time and re-analyzed with compliant results. Both sets of data are reported."

The results for N-Nitroso-Di-n-propylamine were non-detect for both the original data and the re-analyzed sample, so the data are not included in the table below.

Page 6 of the Severn Trent Analytical Report (Appendix 1) also indicates that in the GC/MS Semivolatile Data, "The chromatographic peaks for Benzo (b) fluoranthene and Benzo (k) fluoranthene could not be resolved for sample Composite #2 and Composite #2 re-extraction due to the sample matrix. The final value is reported as Benzo (b) fluoranthene in this data package but should be considered an and/or value for both compounds."

The original data was used in the table below for all compounds except Benzo (b) fluoranthene, where the re-extracted data are used.

SVOCs

Compound	Composite 1 (ppb)	Composite 2 (ppb)	TAGM 4046 Recommended Soil Cleanup Objective (ppb)	Part 375 Unrestricted Use (ppb)
Phenanthrene	ND	43J	50,000	100,000
Fluoranthene	18J	100J	50,000	100,000
Pyrene	18J	90J	50,000	100,000
Benzo (a) anthracene	11J	43J	224	1,000
Chrysene	NDJ	48J	400	1,000
Bis (2-ethylhexyl) phthalate	26BJ	33BJ	50,000	NA
Di-n-octyl phthalate	10BJ	16BJ	NA	NA
Benzo (b) fluoranthene	21J	220J	1,100	1,000
Benzo (a) pyrene	ND	42J	61	1,000
Indeno (1,2,3-cd) pyrene	ND	32J	3,200	500
Benzo (ghi) perylene	ND	29J	50,000	100,000
Total TICs	26,030	28,240	500,000	NA

Pesticides/Aroclors

Compound	Composite 1	Composite 2	TAGM 4046 Recommended Soil Cleanup Objective (ppb)	Part 375 Unrestricted Use (ppb)
Endrin aldehyde	ND	0.61JP	NA	NA

Organic Qualifiers:

ND or U Indicates compound was analyzed for, but not detected at or above the reporting limit.

J Indicates an estimated value. This flag is used either when estimating concentration for tentatively identified compounds where a 1:1 response is assumed, or when the data indicates the presence of a compound that meets the identification criteria but the result is less than the sample quantitation limit but greater than zero.

B Analyte is found in the associated blank, as well as in the sample.

D Identifies all compounds identified in analysis at the secondary dilution factor.

NA Indicates objective is not available in DEC part 375 BCP

TIC Indicates Tentatively Identified Compounds.

BOLD Indicates data in exceedance of applicable standards, criteria and guidance values (SCGs).

TAL Metals

Analyte	Composite 1 (ppm)	Composite 2 (ppm)	TAGM 4046 Recommended Soil Cleanup Objective (ppm)	Part 375 Unrestricted Use (ppm)
Aluminum	12,600	10,300	SB	NA
Antimony	0.79	0.79	SB	NA
Arsenic	3.9	3.0	7.5 or SB	13
Barium	80.5	68.5	300 or SB	350
Beryllium	0.54	0.44	0.16 (HEST) or SB	7.2
Cadmium	0.07	0.08	1 or SB	2.5
Calcium	12,800	14,100	SB	NA
Chromium	15.7	13.3	10 or SB	NA
Cobalt	6.3	5.5	30 or SB	NA
Copper	11.4	9.6	25 or SB	50
Iron	19,700	16,300	2,000 or SB	NA
Lead	11.5	10.0	SB	63
Magnesium	6,790	7,030	SB	NA
Manganese	370	353	SB	1600
Nickel	14.3	12.8	13 or SB	30
Potassium	1,380	1,160	SB	NA
Selenium	0.84	0.84	2 or SB	3.9
Silver	0.16	0.16	SB	2
Mercury	0.018	0.036	0.1	0.18
Sodium	95.6	100	0.269	NA
Thallium	1.0	1.0	SB	NA
Vanadium	24.9	20.4	150 or SB	NA
Zinc	62.9	58.6	20 or SB	109

Leachable Ph


Composite 1	Composite 2
8.04	8.10

The analytical results indicate that the soil is not a hazardous waste; pending NYSDEC approval, the material will be spread on site and hydro-seeded.

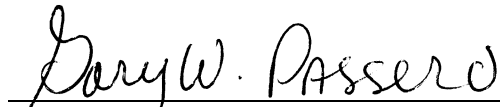
3.0 Other Considerations

- No sub grade materials were used to backfill excavations or placed to increase site grades or elevations.
- The expanded asphalt encroaches on monitoring wells MW-10, and shallow and deep wells MW-13S and -13D. These wells were preserved for future use; they were truncated at grade, and protective curb boxes were installed to make them accessible for future monitoring purposes.

We the undersigned certify that all activities were performed in full accordance with the Work Plan.



Peter S. Morton, C.P.G.
Certified Professional Geologist



Gary W. Passero, P.E.
Chairman and CEO

Figure 1
Site Plan

Appendix 1

Analytical Data

STL Buffalo

10 Hazelwood Drive, Suite 106
Amherst, NY 14228

Tel: 716 691 2600 Fax: 716 691 7991
www.stl-inc.com

ANALYTICAL REPORT

Job#: A06-E100


STL Project#: NY5A9486.2

Site Name: Fishbach & Moore

Task: Fishbach & Moore

Mr. Pete Morton
Passero Associates
100 Liberty Pole Way
Rochester, NY 14604

STL Buffalo



Ryan T. VanDette
Project Manager

12/14/2006

STL Buffalo

Current Certifications

As of 9/28/2006

STATE	Program	Cert # / Lab ID
AFCEE	AFCEE	
Arkansas	SDWA, CWA, RCRA, SOIL	88-0686
California	NELAP CWA, RCRA	01169CA
Connecticut	SDWA, CWA, RCRA, SOIL	PH-0568
Florida	NELAP CWA, RCRA	E87672
Georgia	SDWA, NELAP CWA, RCRA	956
Illinois	NELAP SDWA, CWA, RCRA	200003
Iowa	SW/CS	374
Kansas	NELAP SDWA, CWA, RCRA	E-10187
Kentucky	SDWA	90029
Kentucky UST	UST	30
Louisiana	NELAP CWA, RCRA	2031
Maine	SDWA, CWA	NY044
Maryland	SDWA	294
Massachusetts	SDWA, CWA	M-NY044
Michigan	SDWA	9937
Minnesota	SDWA, CWA, RCRA	036-999-337
New Hampshire	NELAP SDWA, CWA	233701
New Jersey	SDWA, CWA, RCRA, CLP	NY455
New York	NELAP, AIR, SDWA, CWA, RCRA, ASP	10026
Oklahoma	CWA, RCRA	9421
Pennsylvania	NELAP CWA, RCRA	68-00281
South Carolina	RCRA	91013
Tennessee	SDWA	02970
USDA	FOREIGN SOIL PERMIT	S-41579
USDOE	Department of Energy	DOECAP-STB
Virginia	SDWA	278
Washington	CWA, RCRA	C1677
West Virginia	CWA, RCRA	252
Wisconsin	CWA, RCRA	998310390

Sample Data Summary Package

SAMPLE SUMMARY

<u>LAB SAMPLE ID</u>	<u>CLIENT SAMPLE ID</u>	<u>MATRIX</u>	<u>SAMPLED</u>		<u>RECEIVED</u>	
			<u>DATE</u>	<u>TIME</u>	<u>DATE</u>	<u>TIME</u>
A6E10001	COMPOSITE 1	SOIL	11/22/2006	10:00	11/24/2006	13:15
A6E10002	COMPOSITE 2	SOIL	11/22/2006	10:00	11/24/2006	13:15
A6E10003	GRAB	SOIL	11/22/2006	10:00	11/24/2006	13:15

METHODS SUMMARY

Job#: A06-E100STL Project#: NY5A9486.2Site Name: Fishbach & Moore

PARAMETER	ANALYTICAL METHOD
ASP00 EPA VOLATILES - S	ASP00 EPA VOA
ASP00- SEMIVOLATILES - S	ASP00 EPA SVOA
ASP00 - PESTICIDES/AROCLORS - S	ASP00 EPA P/PCB
Aluminum - Total	ASP00 CLP-M
Antimony - Total	ASP00 CLP-M
Arsenic - Total	ASP00 CLP-M
Barium - Total	ASP00 CLP-M
Beryllium - Total	ASP00 CLP-M
Cadmium - Total	ASP00 CLP-M
Calcium - Total	ASP00 CLP-M
Chromium - Total	ASP00 CLP-M
Cobalt - Total	ASP00 CLP-M
Copper - Total	ASP00 CLP-M
Iron - Total	ASP00 CLP-M
Lead - Total	ASP00 CLP-M
Magnesium - Total	ASP00 CLP-M
Manganese - Total	ASP00 CLP-M
Mercury - Total	ASP00 CLP-M
Nickel - Total	ASP00 CLP-M
Potassium - Total	ASP00 CLP-M
Selenium - Total	ASP00 CLP-M
Silver - Total	ASP00 CLP-M
Sodium - Total	ASP00 CLP-M
Thallium - Total	ASP00 CLP-M
Vanadium - Total	ASP00 CLP-M
Zinc - Total	ASP00 CLP-M
Leachable pH	ASP00 9045

References:

ASP00 "Analytical Services Protocol", New York State Department of Conservation,
June 2000.

NON-CONFORMANCE SUMMARY

Job#: A06-E100STL Project#: NY5A9486.2Site Name: Fishbach & MooreGeneral Comments

The enclosed data may or may not have been reported utilizing data qualifiers (Q) as defined on the Data Comment Page.

Soil, sediment and sludge sample results are reported on "dry weight" basis unless otherwise noted in this data package.

According to 40CFR Part 136.3, pH, Chlorine Residual, Dissolved Oxygen, Sulfite, and Temperature analyses are to be performed immediately after aqueous sample collection. When these parameters are not indicated as field (e.g. pH-Field), they were not analyzed immediately, but as soon as possible after laboratory receipt.

Sample dilutions were performed as indicated on the attached Dilution Log. The rationale for dilution is specified by the 3-digit code and definition.

Sample Receipt Comments

A06-E100

Sample Cooler(s) were received at the following temperature(s); 6.0 °C
All samples were received in good condition.

GC/MS Volatile Data

No deviations from protocol were encountered during the analytical procedures.

GC/MS Semivolatile Data

The spike recovery for N-Nitroso-Di-n-propylamine was below method defined quality control limits in the Matrix Spike Blank A6B3088001 and the Matrix Spike Blank Duplicate A6B3088002. The samples were re-extracted outside of holding time and re-analyzed with compliant results. Both sets of data are reported.

The chromatographic peaks for Benzo(b)fluoranthene and Benzo(k)fluoranthene could not be resolved for sample COMPOSITE 2 and COMPOSITE 2 RE due to the sample matrix. The final value is reported as Benzo(b)fluoranthene in this data package but should be considered an and/or value for both compounds.

GC Extractable Data

No deviations from protocol were encountered during the analytical procedures.

Metals Data

The recoveries of sample COMPOSITE 1 Post Spike exhibited results below the quality control limits for Calcium, Iron and Manganese. However, the Serial Dilution of this sample was compliant. Therefore, no corrective action is necessary.

Wet Chemistry Data

No deviations from protocol were encountered during the analytical procedures.

The results presented in this report relate only to the analytical testing and condition of the sample at receipt. This report pertains to only those samples actually tested. All pages of this report are integral parts of the analytical data. Therefore, this report should be reproduced only in its entirety.

"I certify that this data package is in compliance with the terms and conditions of the contract, both technically and for completeness, for other than the conditions detailed above. Release of the data contained in this hardcopy data package and in the computer-readable data submitted on floppy diskette has been authorized by the Laboratory Manager or his designee, as verified by the following signature."



Ryan T. VanDette
Project Manager

12/15/06

Date



DATA QUALIFIER PAGE

These definitions are provided in the event the data in this report requires the use of one or more of the qualifiers. Not all qualifiers defined below are necessarily used in the accompanying data package.

ORGANIC DATA QUALIFIERS

ND or U Indicates compound was analyzed for, but not detected.

- J Indicates an estimated value. This flag is used either when estimating a concentration for tentatively identified compounds where a 1:1 response is assumed, or when the data indicates the presence of a compound that meets the identification criteria but the result is less than the sample quantitation limit but greater than zero.
- C This flag applies to pesticide results where the identification has been confirmed by GC/MS.
- B This flag is used when the analyte is found in the associated blank, as well as in the sample.
- E This flag identifies compounds whose concentrations exceed the calibration range of the instrument for that specific analysis.
- D This flag identifies all compounds identified in an analysis at the secondary dilution factor.
- N Indicates presumptive evidence of a compound. This flag is used only for tentatively identified compounds, where the identification is based on the Mass Spectral library search. It is applied to all TIC results.
- P This flag is used for CLP methodology only. For Pesticide/Aroclor target analytes, when a difference for detected concentrations between the two GC columns is greater than 25%, the lower of the two values is reported on the data page and flagged with a "P".
- A This flag indicates that a TIC is a suspected aldol-condensation product.
- 1 Indicates coelution.
- * Indicates analysis is not within the quality control limits.

INORGANIC DATA QUALIFIERS

- ND or U Indicates element was analyzed for, but not detected. Report with the detection limit value.
- J or B Indicates a value greater than or equal to the instrument detection limit, but less than the quantitation limit.
- N Indicates spike sample recovery is not within the quality control limits.
- S Indicates value determined by the Method of Standard Addition.
- E Indicates a value estimated or not reported due to the presence of interferences.
- H Indicates analytical holding time exceedance. The value obtained should be considered an estimate.
- * Indicates the spike or duplicate analysis is not within the quality control limits.
- + Indicates the correlation coefficient for the Method of Standard Addition is less than 0.995.

PASSERO ASSOICATES
FISHBACH & MOORE
ASP00 EPA VOLATILES - S
ANALYSIS DATA SHEET

9/289

Client No.

GRAB

Lab Name: STL Buffalo Contract: _____

Lab Code: RECNY Case No.: _____ SAS No.: _____ SDG No.: _____

Matrix: (soil/water) SOIL Lab Sample ID: A6E10003

Sample wt/vol: 5.10 (g/mL) G Lab File ID: Q6841.RR

Level: (low/med) LOW Date Samp/Recv: 11/22/2006 11/24/2006

% Moisture: not dec. 19 Heated Purge: Y Date Analyzed: 11/27/2006

GC Column: DB-624 ID: 0.53 (mm) Dilution Factor: 1.00

Soil Extract Volume: _____ (uL) Soil Aliquot Volume: _____ (uL)

CONCENTRATION UNITS:

CAS NO.	COMPOUND	(ug/L or ug/Kg)	UG/KG	Q
74-87-3	-----Chloromethane	12	U	
74-83-9	-----Bromomethane	12	U	
75-01-4	-----Vinyl chloride	12	U	
75-00-3	-----Chloroethane	12	U	
75-09-2	-----Methylene chloride	12	B	
67-64-1	-----Acetone	12	U	
75-15-0	-----Carbon Disulfide	12	U	
75-35-4	-----1,1-Dichloroethene	12	U	
75-34-3	-----1,1-Dichloroethane	12	U	
67-66-3	-----Chloroform	12	U	
107-06-2	-----1,2-Dichloroethane	12	U	
78-93-3	-----2-Butanone	12	U	
71-55-6	-----1,1,1-Trichloroethane	12	U	
56-23-5	-----Carbon Tetrachloride	12	U	
75-27-4	-----Bromodichloromethane	12	U	
78-87-5	-----1,2-Dichloropropane	12	U	
10061-01-5	-----cis-1,3-Dichloropropene	12	U	
79-01-6	-----Trichloroethene	12	U	
124-48-1	-----Dibromochloromethane	12	U	
79-00-5	-----1,1,2-Trichloroethane	12	U	
71-43-2	-----Benzene	12	U	
10061-02-6	-----trans-1,3-Dichloropropene	12	U	
75-25-2	-----Bromoform	12	U	
108-10-1	-----4-Methyl-2-pentanone	12	U	
591-78-6	-----2-Hexanone	12	U	
127-18-4	-----Tetrachloroethene	3	J	
108-88-3	-----Toluene	12	U	
79-34-5	-----1,1,2,2-Tetrachloroethane	12	U	
108-90-7	-----Chlorobenzene	12	U	
100-41-4	-----Ethylbenzene	12	U	
100-42-5	-----Styrene	12	U	
1330-20-7	-----Total Xylenes	12	U	
76-13-1	-----1,1,2-Trichloro-1,2,2-trifluoroethane	12	U	
156-59-2	-----cis-1,2-Dichloroethene	12	U	

PASSERO ASSOICATES
FISHBACH & MOORE
ASP00 EPA VOLATILES - S
ANALYSIS DATA SHEET

10/289

Client No.

GRAB

Lab Name: STL Buffalo Contract: _____

Lab Code: RECNY Case No.: _____ SAS No.: _____ SDG No.: _____

Matrix: (soil/water) SOIL Lab Sample ID: A6E10003

Sample wt/vol: 5.10 (g/mL) G Lab File ID: Q6841.RR

Level: (low/med) LOW Date Samp/Recv: 11/22/2006 11/24/2006

% Moisture: not dec. 19 Heated Purge: Y Date Analyzed: 11/27/2006

GC Column: DB-624 ID: 0.53 (mm) Dilution Factor: 1.00

Soil Extract Volume: _____ (uL) Soil Aliquot Volume: _____ (uL)

CONCENTRATION UNITS:

CAS NO.	COMPOUND	(ug/L or ug/Kg)	UG/KG	Q
156-60-5	trans-1,2-Dichloroethene	12		U
75-71-8	Dichlorodifluoromethane	12		U
75-69-4	Trichlorofluoromethane	12		U
79-20-9	Methyl acetate	12		U
1634-04-4	Methyl-t-Butyl Ether (MTBE)	12		U
110-82-7	Cyclohexane	12		U
108-87-2	Methylcyclohexane	12		U
106-93-4	1,2-Dibromoethane	12		U
98-82-8	Isopropylbenzene	12		U
541-73-1	1,3-Dichlorobenzene	12		U
106-46-7	1,4-Dichlorobenzene	12		U
95-50-1	1,2-Dichlorobenzene	12		U
96-12-8	1,2-Dibromo-3-chloropropane	12		U
120-82-1	1,2,4-Trichlorobenzene	12		U

PASSERO ASSOICATES
FISHBACH & MOORE
ASP00 EPA VOLATILES - S
TENTATIVELY IDENTIFIED COMPOUNDS

11/289

Client No.

GRAB

Lab Name: STL Buffalo Contract: _____

Lab Code: RECNY Case No.: _____ SAS No.: _____ SDG No.: _____

Matrix: (soil/water) SOIL

Lab Sample ID: A6E10003

Sample wt/vol: 5.10 (g/mL) G

Lab File ID: Q6841.RR

Level: (low/med) LOW

Date Samp/Recv: 11/22/2006 11/24/2006

% Moisture: not dec. 19.3

Date Analyzed: 11/27/2006

GC Column: DB-624 ID: 0.53 (mm)

Dilution Factor: 1.00

Soil Extract Volume: _____ (uL)

Soil Aliquot Volume: _____ (uL)

Number TICs found: 1

CONCENTRATION UNITS:
(ug/L or ug/Kg) UG/KG

CAS NO.	Compound Name	RT	Est. Conc.	Q
1. 110-54-3	HEXANE	3.58	27	JN

PASSERO ASSOICATES
FISHBACH & MOORE
ASP00- SEMIVOLATILES - S
ANALYSIS DATA SHEET

12/289

Client No.

COMPOSITE 1

Lab Name: STL Buffalo

Contract: _____

Lab Code: RECNY

Case No.: _____

SAS No.: _____

SDG No.: _____

Matrix: (soil/water) SOIL

Lab Sample ID: A6E10001

Sample wt/vol: 30.43 (g/mL) G

Lab File ID: V18334.RR

Level: (low/med) LOW

Date Samp/Recv: 11/22/2006 11/24/2006

Moisture: 18 decanted: (Y/N) N

Date Extracted: 11/27/2006

Concentrated Extract Volume: 500 (uL)

Date Analyzed: 12/07/2006

Injection Volume: 2.00 (uL)

Dilution Factor: 1.00

SPC Cleanup: (Y/N) Y pH: 8.0

CONCENTRATION UNITS:

CAS NO. COMPOUND (ug/L or ug/Kg) UG/KG Q

100-52-7-----	Benzaldehyde	790	U
108-95-2-----	Phenol	400	U
111-44-4-----	Bis(2-chloroethyl) ether	400	U
95-57-8-----	2-Chlorophenol	400	U
95-48-7-----	2-Methylphenol	400	U
108-60-1-----	2,2'-Oxybis(1-Chloropropane)	400	U
98-86-2-----	Acetophenone	790	U
106-44-5-----	4-Methylphenol	400	U
621-64-7-----	N-Nitroso-Di-n-propylamine	400	U
67-72-1-----	Hexachloroethane	400	U
98-95-3-----	Nitrobenzene	400	U
78-59-1-----	Isophorone	400	U
88-75-5-----	2-Nitrophenol	400	U
105-67-9-----	2,4-Dimethylphenol	400	U
111-91-1-----	Bis(2-chloroethoxy) methane	400	U
120-83-2-----	2,4-Dichlorophenol	400	U
91-20-3-----	Naphthalene	400	U
106-47-8-----	4-Chloroaniline	400	U
87-68-3-----	Hexachlorobutadiene	400	U
105-60-2-----	Caprolactam	790	U
59-50-7-----	4-Chloro-3-methylphenol	400	U
91-57-6-----	2-Methylnaphthalene	400	U
77-47-4-----	Hexachlorocyclopentadiene	400	U
88-06-2-----	2,4,6-Trichlorophenol	400	U
95-95-4-----	2,4,5-Trichlorophenol	960	U
92-52-4-----	Biphenyl	790	U
91-58-7-----	2-Chloronaphthalene	400	U
88-74-4-----	2-Nitroaniline	960	U
131-11-3-----	Dimethyl phthalate	400	U
606-20-2-----	2,6-Dinitrotoluene	400	U
208-96-8-----	Acenaphthylene	400	U
99-09-2-----	3-Nitroaniline	960	U

PASSERO ASSOICATES
FISHBACH & MOORE
ASP00- SEMIVOLATILES - S
ANALYSIS DATA SHEET

13/289

Client No.

COMPOSITE 1

Lab Name: STL Buffalo Contract: _____

Lab Code: RECNY Case No.: _____ SAS No.: _____ SDG No.: _____

Matrix: (soil/water) SOIL Lab Sample ID: A6E10001

Sample wt/vol: 30.43 (g/mL) G Lab File ID: V18334.RR

Level: (low/med) LOW Date Samp/Recv: 11/22/2006 11/24/2006

% Moisture: 18 decanted: (Y/N) N Date Extracted: 11/27/2006

Concentrated Extract Volume: 500 (uL) Date Analyzed: 12/07/2006

Injection Volume: 2.00 (uL) Dilution Factor: 1.00

SPC Cleanup: (Y/N) Y pH: 8.0

CONCENTRATION UNITS:

CAS NO. COMPOUND (ug/L or ug/Kg) UG/KG Q

83-32-9-----	Acenaphthene	400	U
51-28-5-----	2,4-Dinitrophenol	960	U
100-02-7-----	4-Nitrophenol	960	U
132-64-9-----	Dibenzofuran	400	U
121-14-2-----	2,4-Dinitrotoluene	400	U
84-66-2-----	Diethyl phthalate	400	U
86-73-7-----	Fluorene	400	U
7005-72-3-----	4-Chlorophenyl phenyl ether	400	U
100-01-6-----	4-Nitroaniline	960	U
534-52-1-----	4,6-Dinitro-2-methylphenol	960	U
86-30-6-----	N-nitrosodiphenylamine	400	U
101-55-3-----	4-Bromophenyl phenyl ether	400	U
118-74-1-----	Hexachlorobenzene	400	U
1912-24-9-----	Atrazine	790	U
87-86-5-----	Pentachlorophenol	960	U
85-01-8-----	Phenanthrene	400	U
120-12-7-----	Anthracene	400	U
86-74-8-----	Carbazole	400	U
84-74-2-----	Di-n-butyl phthalate	400	U
206-44-0-----	Fluoranthene	18	J
129-00-0-----	Pyrene	18	J
85-68-7-----	Butyl benzyl phthalate	400	U
91-94-1-----	3,3'-Dichlorobenzidine	400	U
56-55-3-----	Benzo (a) anthracene	11	J
218-01-9-----	Chrysene	400	U
117-81-7-----	Bis(2-ethylhexyl) phthalate	26	BJ
117-84-0-----	Di-n-octyl phthalate	10	BJ
205-99-2-----	Benzo (b) fluoranthene	13	J
207-08-9-----	Benzo (k) fluoranthene	400	U
50-32-8-----	Benzo (a) pyrene	400	U
193-39-5-----	Indeno (1,2,3-cd) pyrene	400	U
53-70-3-----	Dibenzo (a,h) anthracene	400	U

PASSERO ASSOCIATES
FISHBACH & MOORE
ASP00- SEMIVOLATILES - S
ANALYSIS DATA SHEET

14/289

Client No.

COMPOSITE 1

Lab Name: STL Buffalo

Contract: _____

Lab Code: RECNY Case No.: _____ SAS No.: _____ SDG No.: _____

Matrix: (soil/water) SOIL

Lab Sample ID: A6E10001

Sample wt/vol: 30.43 (g/mL) G

Lab File ID: V18334.RR

Level: (low/med) LOW

Date Samp/Recv: 11/22/2006 11/24/2006

% Moisture: 18 decanted: (Y/N) N

Date Extracted: 11/27/2006

Concentrated Extract Volume: 500 (uL)

Date Analyzed: 12/07/2006

Injection Volume: 2.00 (uL)

Dilution Factor: 1.00

EPC Cleanup: (Y/N) Y pH: 8.0

CONCENTRATION UNITS:

CAS NO.

COMPOUND

(ug/L or ug/Kg)

UG/KG

Q

191-24-2-----Benzo(ghi)perylene

400

U

PASSERO ASSOCIATES
FISHBACH & MOORE
ASP00- SEMIVOLATILES - S
TENTATIVELY IDENTIFIED COMPOUNDS

15/289

Client No.

COMPOSITE 1

Lab Name: STL Buffalo Contract: _____

Lab Code: RECNY Case No.: _____ SAS No.: _____ SDG No.: _____

Matrix: (soil/water) SOIL

Lab Sample ID: A6E10001

Sample wt/vol: 30.43 (g/mL) G

Lab File ID: V18334.RR

Level: (low/med) LOW

Date Samp/Recv: 11/22/2006 11/24/2006

% Moisture: 17.9 decanted: (Y/N) N

Date Extracted: 11/27/2006

Concentrated Extract Volume: 500 (uL)

Date Analyzed: 12/07/2006

Injection Volume: 2.00 (uL)

Dilution Factor: 1.00

SPC Cleanup: (Y/N) Y pH: 8.0

CONCENTRATION UNITS:

Number TICs found: 4

(ug/L or ug/Kg) UG/KG

CAS NO.	Compound Name	RT	Est. Conc.	Q
1.	SUSPECTED ALDOL COND PRODUCT	4.06	25000	BJ
2.	UNKNOWN	6.52	260	J
3. 57-11-4	OCTADECANOIC ACID	14.36	150	JN
4.	UNKNOWN	19.71	620	J

PASSERO ASSOCIATES
FISHBACH & MOORE
ASP00- SEMIVOLATILES - S
ANALYSIS DATA SHEET

16/289

Client No.

COMPOSITE 1

Lab Name: STL Buffalo Contract: _____

Lab Code: RECNY Case No.: _____ SAS No.: _____ SDG No.: _____

Matrix: (soil/water) SOIL

Lab Sample ID: A6E10001RE

Sample wt/vol: 30.51 (g/mL) G

Lab File ID: V18388.RR

Level: (low/med) LOW

Date Samp/Recv: 11/22/2006 11/24/2006

% Moisture: 18 decanted: (Y/N) N

Date Extracted: 12/08/2006

Concentrated Extract Volume: 500 (uL)

Date Analyzed: 12/11/2006

Injection Volume: 2.00 (uL)

Dilution Factor: 1.00

IPC Cleanup: (Y/N) Y pH: 8.0

CONCENTRATION UNITS:

CAS NO. COMPOUND (ug/L or ug/Kg) UG/KG Q

100-52-7-----	Benzaldehyde	790	U
108-95-2-----	Phenol	400	U
111-44-4-----	Bis(2-chloroethyl) ether	400	U
95-57-8-----	2-Chlorophenol	400	U
95-48-7-----	2-Methylphenol	400	U
108-60-1-----	2,2'-Oxybis(1-Chloropropane)	400	U
98-86-2-----	Acetophenone	790	U
106-44-5-----	4-Methylphenol	400	U
621-64-7-----	N-Nitroso-Di-n-propylamine	400	U
67-72-1-----	Hexachloroethane	400	U
98-95-3-----	Nitrobenzene	400	U
78-59-1-----	Isophorone	400	U
88-75-5-----	2-Nitrophenol	400	U
105-67-9-----	2,4-Dimethylphenol	400	U
111-91-1-----	Bis(2-chloroethoxy) methane	400	U
120-83-2-----	2,4-Dichlorophenol	400	U
91-20-3-----	Naphthalene	400	U
106-47-8-----	4-Chloroaniline	400	U
87-68-3-----	Hexachlorobutadiene	400	U
105-60-2-----	Caprolactam	790	U
59-50-7-----	4-Chloro-3-methylphenol	400	U
91-57-6-----	2-Methylnaphthalene	400	U
77-47-4-----	Hexachlorocyclopentadiene	400	U
88-06-2-----	2,4,6-Trichlorophenol	400	U
95-95-4-----	2,4,5-Trichlorophenol	960	U
92-52-4-----	Biphenyl	790	U
91-58-7-----	2-Chloronaphthalene	400	U
88-74-4-----	2-Nitroaniline	960	U
131-11-3-----	Dimethyl phthalate	400	U
606-20-2-----	2,6-Dinitrotoluene	400	U
208-96-8-----	Acenaphthylene	400	U
99-09-2-----	3-Nitroaniline	960	U

PASSERO ASSOICATES
FISHBACH & MOORE
ASP00- SEMIVOLATILES - S
ANALYSIS DATA SHEET

17/289

Client No.

COMPOSITE 1

Lab Name: STL Buffalo Contract: _____

Lab Code: RECNY Case No.: _____ SAS No.: _____ SDG No.: _____

Matrix: (soil/water) SOIL

Lab Sample ID: A6E10001RE

Sample wt/vol: 30.51 (g/mL) G

Lab File ID: V18388.RR

Level: (low/med) LOW

Date Samp/Recv: 11/22/2006 11/24/2006

Moisture: 18 decanted: (Y/N) N

Date Extracted: 12/08/2006

Concentrated Extract Volume: 500 (uL)

Date Analyzed: 12/11/2006

Injection Volume: 2.00 (uL)

Dilution Factor: 1.00

IPC Cleanup: (Y/N) Y pH: 8.0

CONCENTRATION UNITS:

CAS NO. COMPOUND (ug/L or ug/Kg) UG/KG Q

83-32-9-----	Acenaphthene	400	U
51-28-5-----	2,4-Dinitrophenol	960	U
100-02-7-----	4-Nitrophenol	960	U
132-64-9-----	Dibenzofuran	400	U
121-14-2-----	2,4-Dinitrotoluene	400	U
84-66-2-----	Diethyl phthalate	400	U
86-73-7-----	Fluorene	400	U
7005-72-3-----	4-Chlorophenyl phenyl ether	400	U
100-01-6-----	4-Nitroaniline	960	U
534-52-1-----	4,6-Dinitro-2-methylphenol	960	U
86-30-6-----	N-nitrosodiphenylamine	400	U
101-55-3-----	4-Bromophenyl phenyl ether	400	U
118-74-1-----	Hexachlorobenzene	400	U
1912-24-9-----	Atrazine	790	U
87-86-5-----	Pentachlorophenol	960	U
85-01-8-----	Phenanthrene	14	J
120-12-7-----	Anthracene	400	U
86-74-8-----	Carbazole	400	U
84-74-2-----	Di-n-butyl phthalate	400	U
206-44-0-----	Fluoranthene	31	J
129-00-0-----	Pyrene	27	J
85-68-7-----	Butyl benzyl phthalate	400	U
91-94-1-----	3,3'-Dichlorobenzidine	400	U
56-55-3-----	Benzo (a) anthracene	15	J
218-01-9-----	Chrysene	14	J
117-81-7-----	Bis(2-ethylhexyl) phthalate	400	U
117-84-0-----	Di-n-octyl phthalate	400	U
205-99-2-----	Benzo (b) fluoranthene	21	J
207-08-9-----	Benzo (k) fluoranthene	400	U
50-32-8-----	Benzo (a) pyrene	13	J
193-39-5-----	Indeno (1,2,3-cd) pyrene	400	U
53-70-3-----	Dibenzo (a,h) anthracene	400	U

PASSERO ASSOICATES
FISHBACH & MOORE
ASP00- SEMIVOLATILES - S
ANALYSIS DATA SHEET

18/289

Client No.

COMPOSITE 1

Lab Name: STL Buffalo

Contract: _____

Lab Code: RECNY Case No.: _____ SAS No.: _____ SDG No.: _____

Matrix: (soil/water) SOIL

Lab Sample ID: A6E10001RE

Sample wt/vol: 30.51 (g/mL) G

Lab File ID: V18388.RR

Level: (low/med) LOW

Date Samp/Recv: 11/22/2006 11/24/2006

% Moisture: 18 decanted: (Y/N) N

Date Extracted: 12/08/2006

Concentrated Extract Volume: 500 (uL)

Date Analyzed: 12/11/2006

Injection Volume: 2.00 (uL)

Dilution Factor: 1.00

EPC Cleanup: (Y/N) Y pH: 8.0

CONCENTRATION UNITS:

CAS NO.

COMPOUND

(ug/L or ug/Kg)

UG/KG

Q

191-24-2-----Benzo(ghi)perylene

400

U

PASSERO ASSOCIATES
FISHBACH & MOORE
ASP00- SEMIVOLATILES - S
TENTATIVELY IDENTIFIED COMPOUNDS

19/289

Client No.

COMPOSITE 1

Lab Name: STL Buffalo Contract: _____

Lab Code: RECNY Case No.: _____ SAS No.: _____ SDG No.: _____

Matrix: (soil/water) SOIL

Lab Sample ID: A6E10001RE

Sample wt/vol: 30.51 (g/mL) G

Lab File ID: V18388.RR

Level: (low/med) LOW

Date Samp/Recv: 11/22/2006 11/24/2006

% Moisture: 17.9 decanted: (Y/N) N

Date Extracted: 12/08/2006

Concentrated Extract Volume: 500 (uL)

Date Analyzed: 12/11/2006

Injection Volume: 2.00 (uL)

Dilution Factor: 1.00

EPC Cleanup: (Y/N) Y pH: 8.0

Number TICs found: 2

CONCENTRATION UNITS:
(ug/L or ug/Kg) UG/KG

CAS NO.	Compound Name	RT	Est. Conc.	Q
1.	SUSPECTED ALDOL COND PRODUCT	4.00	26000	BJ
2.	UNKNOWN	6.48	510	BJ

PASSERO ASSOCIATES
FISHBACH & MOORE
ASP00- SEMIVOLATILES - S
ANALYSIS DATA SHEET

20/289

Client No.

COMPOSITE 2

Lab Name: STL Buffalo Contract: _____

Lab Code: RECNY Case No.: _____ SAS No.: _____ SDG No.: _____

Matrix: (soil/water) SOIL

Lab Sample ID: A6E10002

Sample wt/vol: 30.58 (g/mL) G

Lab File ID: V18335.RR

Level: (low/med) LOW

Date Samp/Recv: 11/22/2006 11/24/2006

% Moisture: 21 decanted: (Y/N) N

Date Extracted: 11/27/2006

Concentrated Extract Volume: 500 (uL)

Date Analyzed: 12/07/2006

Injection Volume: 2.00 (uL)

Dilution Factor: 1.00

EPC Cleanup: (Y/N) Y pH: 8.1

CONCENTRATION UNITS:

CAS NO. COMPOUND (ug/L or ug/Kg) UG/KG Q

100-52-7-----	Benzaldehyde	820	U
108-95-2-----	Phenol	410	U
111-44-4-----	Bis(2-chloroethyl) ether	410	U
95-57-8-----	2-Chlorophenol	410	U
95-48-7-----	2-Methylphenol	410	U
108-60-1-----	2,2'-Oxybis(1-Chloropropane)	410	U
98-86-2-----	Acetophenone	820	U
106-44-5-----	4-Methylphenol	410	U
621-64-7-----	N-Nitroso-Di-n-propylamine	410	U
67-72-1-----	Hexachloroethane	410	U
98-95-3-----	Nitrobenzene	410	U
78-59-1-----	Isophorone	410	U
88-75-5-----	2-Nitrophenol	410	U
105-67-9-----	2,4-Dimethylphenol	410	U
111-91-1-----	Bis(2-chloroethoxy) methane	410	U
120-83-2-----	2,4-Dichlorophenol	410	U
91-20-3-----	Naphthalene	410	U
106-47-8-----	4-Chloroaniline	410	U
87-68-3-----	Hexachlorobutadiene	410	U
105-60-2-----	Caprolactam	820	U
59-50-7-----	4-Chloro-3-methylphenol	410	U
91-57-6-----	2-Methylnaphthalene	410	U
77-47-4-----	Hexachlorocyclopentadiene	410	U
88-06-2-----	2,4,6-Trichlorophenol	410	U
95-95-4-----	2,4,5-Trichlorophenol	1000	U
92-52-4-----	Biphenyl	820	U
91-58-7-----	2-Chloronaphthalene	410	U
88-74-4-----	2-Nitroaniline	1000	U
131-11-3-----	Dimethyl phthalate	410	U
606-20-2-----	2,6-Dinitrotoluene	410	U
208-96-8-----	Acenaphthylene	410	U
99-09-2-----	3-Nitroaniline	1000	U

PASSERO ASSOCIATES
FISHEACH & MOORE
ASP00- SEMIVOLATILES - S
ANALYSIS DATA SHEET

Client No.

COMPOSITE 2

Lab Name: STL Buffalo Contract: _____Lab Code: RECNY Case No.: _____ SAS No.: _____ SDG No.: _____Matrix: (soil/water) SOILLab Sample ID: A6E10002Sample wt/vol: 30.58 (g/mL) GLab File ID: V18335.RRLevel: (low/med) LOWDate Samp/Recv: 11/22/2006 11/24/2006% Moisture: 21 decanted: (Y/N) NDate Extracted: 11/27/2006Concentrated Extract Volume: 500 (uL)Date Analyzed: 12/07/2006Injection Volume: 2.00 (uL)Dilution Factor: 1.00SFC Cleanup: (Y/N) Y pH: 8.1

CONCENTRATION UNITS:

CAS NO. COMPOUND (ug/L or ug/Kg) UG/KG Q

83-32-9-----	Acenaphthene	410	U
51-28-5-----	2,4-Dinitrophenol	1000	U
100-02-7-----	4-Nitrophenol	1000	U
132-64-9-----	Dibenzofuran	410	U
121-14-2-----	2,4-Dinitrotoluene	410	U
84-66-2-----	Diethyl phthalate	410	U
86-73-7-----	Fluorene	410	U
7005-72-3-----	4-Chlorophenyl phenyl ether	410	U
100-01-6-----	4-Nitroaniline	1000	U
534-52-1-----	4,6-Dinitro-2-methylphenol	1000	U
86-30-6-----	N-nitrosodiphenylamine	410	U
101-55-3-----	4-Bromophenyl phenyl ether	410	U
118-74-1-----	Hexachlorobenzene	410	U
1912-24-9-----	Atrazine	820	U
87-86-5-----	Pentachlorophenol	1000	U
85-01-8-----	Phenanthrene	43	J
120-12-7-----	Anthracene	410	U
86-74-8-----	Carbazole	410	U
84-74-2-----	Di-n-butyl phthalate	410	U
206-44-0-----	Fluoranthene	100	J
129-00-0-----	Pyrene	90	J
85-68-7-----	Butyl benzyl phthalate	410	U
91-94-1-----	3,3'-Dichlorobenzidine	410	U
56-55-3-----	Benzo(a)anthracene	43	J
218-01-9-----	Chrysene	48	J
117-81-7-----	Bis(2-ethylhexyl) phthalate	33	BJ
117-84-0-----	Di-n-octyl phthalate	16	BJ
205-99-2-----	Benzo(b)fluoranthene	83	J
207-08-9-----	Benzo(k)fluoranthene	410	U
50-32-8-----	Benzo(a)pyrene	42	J
193-39-5-----	Indeno(1,2,3-cd)pyrene	32	J
53-70-3-----	Dibenzo(a,h)anthracene	410	U

22/289

PASSERO ASSOICATES
FISHBACH & MOORE
ASP00- SEMIVOLATILES - S
ANALYSIS DATA SHEET

Client No.

COMPOSITE 2

Lab Name: STL Buffalo

Contract: _____

Lab Code: RECNY Case No.: _____ SAS No.: _____ SDG No.: _____Matrix: (soil/water) SOILLab Sample ID: A6E10002Sample wt/vol: 30.58 (g/mL) GLab File ID: V18335.RRLevel: (low/med) LOWDate Samp/Recv: 11/22/2006 11/24/2006% Moisture: 21 decanted: (Y/N) NDate Extracted: 11/27/2006Concentrated Extract Volume: 500 (uL)Date Analyzed: 12/07/2006Injection Volume: 2.00 (uL)Dilution Factor: 1.00EPC Cleanup: (Y/N) Y pH: 8.1

CONCENTRATION UNITS:

CAS NO. COMPOUND

(ug/L or ug/Kg) UG/KG Q

191-24-2-----Benzo (ghi) perylene

29

J

PASSERO ASSOCIATES
FISHBACH & MOORE
ASP00- SEMIVOLATILES - S
TENTATIVELY IDENTIFIED COMPOUNDS

23/289

Client No.

COMPOSITE 2

Lab Name: STL Buffalo Contract: _____

Lab Code: RECNY Case No.: _____ SAS No.: _____ SDG No.: _____

Matrix: (soil/water) SOIL Lab Sample ID: A6E10002

Sample wt/vol: 30.58 (g/mL) G Lab File ID: V18335.RR

Level: (low/med) LOW Date Samp/Recv: 11/22/2006 11/24/2006

% Moisture: 21.3 decanted: (Y/N) N Date Extracted: 11/27/2006

Concentrated Extract Volume: 500 (uL) Date Analyzed: 12/07/2006

Injection Volume: 2.00 (uL) Dilution Factor: 1.00

SPC Cleanup: (Y/N) Y pH: 8.1

Number TICs found: 4

CONCENTRATION UNITS:
(ug/L or ug/Kg) UG/KG

CAS NO.	Compound Name	RT	Est. Conc.	
1.	SUSPECTED ALDOL COND PRODUCT	4.07	27000	BJ
2.	UNKNOWN	13.79	230	J
3. 57-11-4	OCTADECANOIC ACID	14.35	210	JN
4.	UNKNOWN	15.19	800	J

PASSERO ASSOCIATES
FISHBACH & MOORE
ASP00- SEMIVOLATILES - S
ANALYSIS DATA SHEET

24/289

Client No.

COMPOSITE 2

Lab Name: STL Buffalo

Contract: _____

Lab Code: RECNY

Case No.: _____

SAS No.: _____

SDG No.: _____

Matrix: (soil/water) SOIL

Lab Sample ID: A6E10002RE

Sample wt/vol: 30.55 (g/mL) G

Lab File ID: VI8389.RR

Level: (low/med) LOW

Date Samp/Recv: 11/22/2006 11/24/2006

% Moisture: 21 decanted: (Y/N) N

Date Extracted: 12/08/2006

Concentrated Extract Volume: 500 (uL)

Date Analyzed: 12/11/2006

Injection Volume: 2.00 (uL)

Dilution Factor: 1.00

EPC Cleanup: (Y/N) Y pH: 8.1

CONCENTRATION UNITS:

CAS NO.

COMPOUND

(ug/L or ug/Kg)

UG/KG

Q

100-52-7-----	Benzaldehyde	820	U
108-95-2-----	Phenol	410	U
111-44-4-----	Bis(2-chloroethyl) ether	410	U
95-57-8-----	2-Chlorophenol	410	U
95-48-7-----	2-Methylphenol	410	U
108-60-1-----	2,2'-Oxybis(1-Chloropropane)	410	U
98-86-2-----	Acetophenone	820	U
106-44-5-----	4-Methylphenol	410	U
621-64-7-----	N-Nitroso-Di-n-propylamine	410	U
67-72-1-----	Hexachloroethane	410	U
98-95-3-----	Nitrobenzene	410	U
78-59-1-----	Isophorone	410	U
88-75-5-----	2-Nitrophenol	410	U
105-67-9-----	2,4-Dimethylphenol	410	U
111-91-1-----	Bis(2-chloroethoxy) methane	410	U
120-83-2-----	2,4-Dichlorophenol	410	U
91-20-3-----	Naphthalene	410	U
106-47-8-----	4-Chloroaniline	410	U
87-68-3-----	Hexachlorobutadiene	410	U
105-60-2-----	Caprolactam	820	U
59-50-7-----	4-Chloro-3-methylphenol	410	U
91-57-6-----	2-Methylnaphthalene	410	U
77-47-4-----	Hexachlorocyclopentadiene	410	U
88-06-2-----	2,4,6-Trichlorophenol	410	U
95-95-4-----	2,4,5-Trichlorophenol	1000	U
92-52-4-----	Biphenyl	820	U
91-58-7-----	2-Chloronaphthalene	410	U
88-74-4-----	2-Nitroaniline	1000	U
131-11-3-----	Dimethyl phthalate	410	U
606-20-2-----	2,6-Dinitrotoluene	410	U
208-96-8-----	Acenaphthylene	410	U
99-09-2-----	3-Nitroaniline	1000	U

PASSERO ASSOICATES
FISHBACH & MOORE
ASP00- SEMIVOLATILES - S
ANALYSIS DATA SHEET

25/289

Client No.

COMPOSITE 2

Lab Name: STL Buffalo

Contract: _____

Lab Code: RECNY Case No.: _____ SAS No.: _____ SDG No.: _____

Matrix: (soil/water) SOIL

Lab Sample ID: A6E10002RE

Sample wt/vol: 30.55 (g/mL) G

Lab File ID: V18389.RR

Level: (low/med) LOW

Date Samp/Recv: 11/22/2006 11/24/2006

% Moisture: 21 decanted: (Y/N) N

Date Extracted: 12/08/2006

Concentrated Extract Volume: 500 (uL)

Date Analyzed: 12/11/2006

Injection Volume: 2.00 (uL)

Dilution Factor: 1.00

EPC Cleanup: (Y/N) Y pH: 8.1

CONCENTRATION UNITS:

CAS NO. COMPOUND (ug/L or ug/Kg) UG/KG Q

83-32-9-----	Acenaphthene	11	J
51-28-5-----	2,4-Dinitrophenol	1000	U
100-02-7-----	4-Nitrophenol	1000	U
132-64-9-----	Dibenzofuran	410	U
121-14-2-----	2,4-Dinitrotoluene	410	U
84-66-2-----	Diethyl phthalate	410	U
86-73-7-----	Fluorene	12	J
7005-72-3-----	4-Chlorophenyl phenyl ether	410	U
100-01-6-----	4-Nitroaniline	1000	U
534-52-1-----	4,6-Dinitro-2-methylphenol	1000	U
86-30-6-----	N-nitrosodiphenylamine	410	U
101-55-3-----	4-Bromophenyl phenyl ether	410	U
118-74-1-----	Hexachlorobenzene	410	U
1912-24-9-----	Atrazine	820	U
87-86-5-----	Pentachlorophenol	1000	U
85-01-8-----	Phenanthrene	210	J
120-12-7-----	Anthracene	38	J
86-74-8-----	Carbazole	14	J
84-74-2-----	Di-n-butyl phthalate	410	U
206-44-0-----	Fluoranthene	370	J
129-00-0-----	Pyrene	310	J
85-68-7-----	Butyl benzyl phthalate	410	U
91-94-1-----	3,3'-Dichlorobenzidine	410	U
56-55-3-----	Benzo (a) anthracene	120	J
218-01-9-----	Chrysene	140	J
117-81-7-----	Bis (2-ethylhexyl) phthalate	410	U
117-84-0-----	Di-n-octyl phthalate	410	U
205-99-2-----	Benzo (b) fluoranthene	220	J
207-08-9-----	Benzo (k) fluoranthene	410	U
50-32-8-----	Benzo (a) pyrene	120	J
193-39-5-----	Indeno (1,2,3-cd) pyrene	93	J
53-70-3-----	Dibenzo (a, h) anthracene	21	J

PASSERO ASSOICATES
FISHBACH & MOORE
ASP00- SEMIVOLATILES - S
ANALYSIS DATA SHEET

Client No.

COMPOSITE 2

Lab Name: STL Buffalo

Contract: _____

Lab Code: RECNY

Case No.: _____

SAS No.: _____

SDG No.: _____

Matrix: (soil/water) SOILLab Sample ID: A6E10002RESample wt/vol: 30.55 (g/mL) GLab File ID: V18389.RRLevel: (low/med) LOWDate Samp/Recv: 11/22/2006 11/24/2006% Moisture: 21 decanted: (Y/N) NDate Extracted: 12/08/2006Concentrated Extract Volume: 500 (uL)Date Analyzed: 12/11/2006Injection Volume: 2.00 (uL)Dilution Factor: 1.00SFC Cleanup: (Y/N) Y pH: 8.1

CONCENTRATION UNITS:

CAS NO.

COMPOUND

(ug/L or ug/Kg)

UG/KG

Q

191-24-2-----Benzo(ghi)perylene

71

J

PASSERO ASSOCIATES
FISHBACH & MOORE
ASP00- SEMIVOLATILES - S
TENTATIVELY IDENTIFIED COMPOUNDS

Client No.

COMPOSITE 2

Lab Name: STL Buffalo Contract: _____Lab Code: RECNY Case No.: _____ SAS No.: _____ SDG No.: _____Matrix: (soil/water) SOILLab Sample ID: A6E10002RESample wt/vol: 30.55 (g/mL) GLab File ID: V18389.RRLevel: (low/med) LOWDate Samp/Recv: 11/22/2006 11/24/2006% Moisture: 21.3 decanted: (Y/N) NDate Extracted: 12/08/2006Concentrated Extract Volume: 500 (uL)Date Analyzed: 12/11/2006Injection Volume: 2.00 (uL)Dilution Factor: 1.00EPC Cleanup: (Y/N) Y pH: 8.1CONCENTRATION UNITS:
(ug/L or ug/Kg) UG/KGNumber TICs found: 2

CAS NO.	Compound Name	RT	Est. Conc.	Q
1.	SUSPECTED ALDOL COND PRODUCT	4.00	28000	BJ
2.	UNKNOWN	6.48	680	BJ

PASSERO ASSOCIATES
FISHBACH & MOORE
ASP00 - PESTICIDES/AROCLORS - S
ANALYSIS DATA SHEET

Client No.

COMPOSITE 1

Lab Name: STL Buffalo

Contract: _____

Lab Code: RECNY Case No.: _____ SAS No.: _____ SDG No.: _____Matrix: (soil/water) SOILLab Sample ID: A6E10001Sample wt/vol: 30.10 (g/mL) G

Lab File ID: _____

% Moisture: 18 decanted: (Y/N) NDate Samp/Recv: 11/22/2006 11/24/2006Extraction: (SepF/Cont/Sonc/Soxh): SONCDate Extracted: 11/26/2006Concentrated Extract Volume: 10000 (uL)Date Analyzed: 12/03/2006Injection Volume: 1.00 (uL)Dilution Factor: 1.00GPC Cleanup: (Y/N) Y pH: 8.00Sulfur Cleanup: (Y/N) N

CONCENTRATION UNITS:

(ug/L or ug/Kg) UG/KG

Q

CAS NO.	COMPOUND	CONCENTRATION UNITS: (ug/L or ug/Kg) <u>UG/KG</u>	Q
319-84-6	alpha-BHC	2.1	U
319-85-7	beta-BHC	2.1	U
319-86-8	delta-BHC	2.1	U
58-89-9	gamma-BHC (Lindane)	2.1	U
76-44-8	Heptachlor	2.1	U
309-00-2	Aldrin	2.1	U
1024-57-3	Heptachlor epoxide	2.1	U
959-98-8	Endosulfan I	2.1	U
60-57-1	Dieldrin	4.0	U
72-55-9	4,4'-DDE	4.0	U
72-20-8	Endrin	4.0	U
33213-65-9	Endosulfan II	4.0	U
72-54-8	4,4'-DDD	4.0	U
1031-07-8	Endosulfan Sulfate	4.0	U
50-29-3	4,4'-DDT	4.0	U
72-43-5	Methoxychlor	21	U
53494-70-5	Endrin ketone	4.0	U
7421-93-4	Endrin aldehyde	4.0	U
5103-71-9	alpha-Chlordane	2.1	U
5103-74-2	gamma-Chlordane	2.1	U
8001-35-2	Toxaphene	210	U
12674-11-2	Aroclor 1016	40	U
11104-28-2	Aroclor 1221	81	U
11141-16-5	Aroclor 1232	40	U
53469-21-9	Aroclor 1242	40	U
12672-29-6	Aroclor 1248	40	U
11097-69-1	Aroclor 1254	40	U
11096-82-5	Aroclor 1260	40	U

29/289

PASSERO ASSOICATES
FISHBACH & MOORE
ASP00 - PESTICIDES/AROCLORS - S
ANALYSIS DATA SHEET

Client No.

COMPOSITE 2

Lab Name: STL Buffalo

Contract: _____

Lab Code: RECNY Case No.: _____ SAS No.: _____ SDG No.: _____Matrix: (soil/water) SOILLab Sample ID: A6E10002Sample wt/vol: 30.20 (g/mL) G

Lab File ID: _____

% Moisture: 22 decanted: (Y/N) NDate Samp/Recv: 11/22/2006 11/24/2006Extraction: (SepF/Cont/Sonc/Soxh): SONCDate Extracted: 11/26/2006Concentrated Extract Volume: 10000 (uL)Date Analyzed: 12/03/2006Injection Volume: 1.00 (uL)Dilution Factor: 1.00GPC Cleanup: (Y/N) Y pH: 8.10Sulfur Cleanup: (Y/N) N

CONCENTRATION UNITS:

(ug/L or ug/Kg) UG/KG

Q

CAS NO.	COMPOUND		
319-84-6	alpha-BHC	2.2	U
319-85-7	beta-BHC	2.2	U
319-86-8	delta-BHC	2.2	U
58-89-9	gamma-BHC (Lindane)	2.2	U
76-44-8	Heptachlor	2.2	U
309-00-2	Aldrin	2.2	U
1024-57-3	Heptachlor epoxide	2.2	U
959-98-8	Endosulfan I	2.2	U
60-57-1	Dieldrin	4.2	U
72-55-9	4,4'-DDE	4.2	U
72-20-8	Endrin	4.2	U
33213-65-9	Endosulfan II	4.2	U
72-54-8	4,4'-DDD	4.2	U
1031-07-8	Endosulfan Sulfate	4.2	U
50-29-3	4,4'-DDT	4.2	U
72-43-5	Methoxychlor	22	U
53494-70-5	Endrin ketone	4.2	U
7421-93-4	Endrin aldehyde	0.61	JP
5103-71-9	alpha-Chlordane	2.2	U
5103-74-2	gamma-Chlordane	2.2	U
8001-35-2	Toxaphene	220	U
12674-11-2	Aroclor 1016	42	U
11104-28-2	Aroclor 1221	85	U
11141-16-5	Aroclor 1232	42	U
53469-21-9	Aroclor 1242	42	U
12672-29-6	Aroclor 1248	42	U
11097-69-1	Aroclor 1254	42	U
11096-82-5	Aroclor 1260	42	U

Passero Associates
-1-
INORGANIC ANALYSIS DATA SHEET

SAMPLE NO.

COMPOSITE 1

Contract: NY04-471

Lab Code: STLBLEFO

Case No.:

SAS No.:

SDG NO.: A06-E100

Matrix (soil/water): SOIL

Lab Sample ID: AD674093

Level (low/med): LOW

Date Received: 11/24/2006

% Solids: 82

Concentration Units (ug/L or mg/kg dry weight): MG/KG

CAS No.	Analyte	Concentration	C	Q	M
7429-90-5	Aluminum	12600			P
7440-36-0	Antimony	0.79	U		P
7440-38-2	Arsenic	3.9			P
7440-39-3	Barium	80.5			P
7440-41-7	Beryllium	0.54	B		P
7440-43-9	Cadmium	0.07	B		P
7440-70-2	Calcium	12800			P
7440-47-3	Chromium	15.7			P
7440-48-4	Cobalt	6.3			P
7440-50-8	Copper	11.4			P
7439-89-6	Iron	19700			P
7439-92-1	Lead	11.5			P
7439-95-4	Magnesium	6790			P
7439-96-5	Manganese	370			P
7440-02-0	Nickel	14.3			P
7440-09-7	Potassium	1380			P
7782-49-2	Selenium	0.84	U		P
7440-22-4	Silver	0.16	U		P
7439-97-6	Mercury	0.018	B		CV
7440-23-5	Sodium	95.6	B		P
7440-28-0	Thallium	1.0	U		P
7440-62-2	Vanadium	24.9			P
7440-66-6	Zinc	62.9			P

Color Before: BROWN

Clarity Before: CLOUDY

Texture: TOPSOIL

Color After: YELLOW

Clarity After: CLR/FIL

Artifacts:

Comments:

STL BUFFALO**Passero Associates**

-1-

INORGANIC ANALYSIS DATA SHEET

SAMPLE NO.

COMPOSITE 2

Contract: NY04-471Lab Code: STLBLFO

Case No.: _____

SAS No.: _____

SDG NO.: A06-E100Matrix (soil/water): SOILLab Sample ID: AD674094Level (low/med): LOWDate Received: 11/24/2006% Solids: 79Concentration Units (ug/L or mg/kg dry weight): MG/KG

CAS No.	Analyte	Concentration	C	Q	M
7429-90-5	Aluminum	10300			P
7440-36-0	Antimony	0.79	U		P
7440-38-2	Arsenic	3.0			P
7440-39-3	Barium	68.5			P
7440-41-7	Beryllium	0.44	B		P
7440-43-9	Cadmium	0.08	B		P
7440-70-2	Calcium	14100			P
7440-47-3	Chromium	13.3			P
7440-48-4	Cobalt	5.5	B		P
7440-50-8	Copper	9.6			P
7439-89-6	Iron	16300			P
7439-92-1	Lead	10.0			P
7439-95-4	Magnesium	7030			P
7439-96-5	Manganese	353			P
7440-02-0	Nickel	12.8			P
7440-09-7	Potassium	1160			P
7782-49-2	Selenium	0.84	U		P
7440-22-4	Silver	0.16	U		P
7439-97-6	Mercury	0.036	B		CV
7440-23-5	Sodium	100	B		P
7440-28-0	Thallium	1.0	U		P
7440-62-2	Vanadium	20.4			P
7440-66-6	Zinc	58.6			P

Color Before: BROWNClarity Before: CLOUDYTexture: TOPSOILColor After: YELLOWClarity After: CLR/FIL

Artifacts: _____

Comments: _____

Passero Associates
Fishbach & Moore
Wet Chemistry Analysis

32/289

Client Sample No.

COMPOSITE 1

Lab Name: STL Buffalo

Contract: _____

Lab Code: RECNY

Case No.: _____

SAS No.: _____

SDG No.: _____

Matrix (soil/water): SOIL

Lab Sample ID: A6E10001

% Solids: 0.0

Date Samp/Recv: 11/22/2006 11/24/2006

Parameter Name	Units of Measure	Result	C	Q	M	Method Number	Analyzed Date
Leachable pH	S.U.	8.04				9045	11/25/2006

Comments:

Passero Associates
Fishbach & Moore
Wet Chemistry Analysis

33/289

Client Sample No.

COMPOSITE 2

Lab Name: STL Buffalo

Contract: _____

Lab Code: RECNY

Case No.: _____

SAS No.: _____

SDG No.: _____

Matrix (soil/water): SOIL

Lab Sample ID: A6E10002

% Solids: 0.0

Date Samp/Recv: 11/22/2006 11/24/2006

Parameter Name	Units of Measure	Result	C	Q	M	Method Number	Analyzed Date
Leachable pH	S.U.	8.10				9045	11/25/2006

Comments:

Appendix 2

Community Air Monitoring Plan

New York State Department of Health

Generic Community Air Monitoring Plan

A Community Air Monitoring Plan (CAMP) requires real-time monitoring for volatile organic compounds (VOCs) and particulates (i.e., dust) at the downwind perimeter of each designated work area when certain activities are in progress at contaminated sites. The CAMP is not intended for use in establishing action levels for worker respiratory protection. Rather, its intent is to provide a measure of protection for the downwind community (i.e., off-site receptors including residences and businesses and on-site workers not directly involved with the subject work activities) from potential airborne contaminant releases as a direct result of investigative and remedial work activities. The action levels specified herein require increased monitoring, corrective actions to abate emissions, and/or work shutdown. Additionally, the CAMP helps to confirm that work activities did not spread contamination off-site through the air. The generic CAMP presented below will be sufficient to cover many, if not most, sites. Specific requirements should be reviewed for each situation in consultation with NYSDOH to ensure proper applicability. In some cases, a separate site-specific CAMP or supplement may be required. Depending upon the nature of contamination, chemical-specific monitoring with appropriately-sensitive methods may be required. Depending upon the proximity of potentially exposed individuals, more stringent monitoring or response levels than those presented below may be required. Special requirements will be necessary for work within 20 feet of potentially exposed individuals or structures and for indoor work with co-located residences or facilities. These requirements should be determined in consultation with NYSDOH. Reliance on the CAMP should not preclude simple, common-sense measures to keep VOCs, dust, and odors at a minimum around the work areas.

Community Air Monitoring Plan

Depending upon the nature of known or potential contaminants at each site, real-time air monitoring for volatile organic compounds (VOCs) and/or particulate levels at the perimeter of the exclusion zone or work area will be necessary. Most sites will involve VOC and particulate monitoring; sites known to be contaminated with heavy metals alone may only require particulate monitoring. If radiological contamination is a concern, additional monitoring requirements may be necessary per consultation with appropriate NYSDEC/NYSDOH staff.

Continuous monitoring will be required for all ground intrusive activities and during the demolition of contaminated or potentially contaminated structures. Ground intrusive activities include, but are not limited to, soil/waste excavation and handling, test pitting or trenching, and the installation of soil borings or monitoring wells.

Periodic monitoring for VOCs will be required during non-intrusive activities such as the collection of soil and sediment samples or the collection of groundwater samples from existing monitoring wells. "Periodic" monitoring during sample collection might reasonably consist of taking a reading upon arrival at a sample location, monitoring while opening a well cap or overturning soil, monitoring during well baling/purging, and taking a reading prior to leaving a sample location. In some instances, depending upon the proximity of potentially exposed individuals, continuous monitoring may be required during sampling activities. Examples of such situations include groundwater sampling at wells on the curb of a busy urban street, in the midst of a public park, or adjacent to a school or residence.

VOC Monitoring, Response Levels, and Actions

Volatile organic compounds (VOCs) must be monitored at the downwind perimeter of the immediate work area (i.e., the exclusion zone) on a continuous basis or as otherwise specified. Upwind concentrations should be measured at the start of each workday and periodically thereafter to establish background conditions. The monitoring work should be performed using equipment appropriate to measure the types of contaminants known or suspected to be present. The equipment should be calibrated at least daily for the contaminant(s) of concern or for an appropriate surrogate. The equipment should be capable of calculating 15-minute running average concentrations, which will be compared to the levels specified below. If the ambient air concentration of total organic vapors at the downwind perimeter of the work area or exclusion zone exceeds 5 parts per million (ppm) above background for the 15-minute average, work activities must be temporarily halted and monitoring continued. If the total organic vapor level readily decreases (per instantaneous readings) below 5 ppm over background, work activities can resume with continued monitoring. If total organic vapor levels at the downwind perimeter of the work area or exclusion zone persist at levels in excess of 5 ppm over background but less than 25 ppm, work activities must be halted, the source of vapors identified, corrective actions taken to abate emissions, and monitoring continued. After these steps, work activities can resume provided that the total organic vapor level 200 feet downwind of the exclusion zone or half the distance to the nearest potential receptor or residential/commercial structure, whichever is less - but in no case less than 20 feet, is below 5 ppm over background for the 15-minute average. If the organic vapor level is above 25 ppm at the perimeter of the work area, activities must be shutdown. All 15-minute readings must be recorded and be available for State (DEC and DOH) personnel to review. Instantaneous readings, if any, used for decision purposes should also be recorded.

Particulate Monitoring, Response Levels, and Actions

Particulate concentrations should be monitored continuously at the upwind and downwind perimeters of the exclusion zone at temporary particulate monitoring stations. The particulate monitoring should be performed using real-time monitoring equipment capable of measuring particulate matter less than 10 micrometers in size (PM-10) and capable of integrating over a period of 15 minutes (or less) for comparison to the airborne particulate action level. The equipment must be equipped with an audible alarm to indicate exceedance of the action level. In addition, fugitive dust migration should be visually assessed during all work activities.

If the downwind PM-10 particulate level is 100 micrograms per cubic meter (mcg/m³) greater than background (upwind perimeter) for the 15-minute period or if airborne dust is observed leaving the work area, then dust suppression techniques must be employed. Work may continue with dust suppression techniques provided that downwind PM-10 particulate levels do not exceed 150 mcg/m³ above the upwind level and provided that no visible dust is migrating from the work area.

If, after implementation of dust suppression techniques, downwind PM-10 particulate levels are greater than 150 mcg/m³ above the upwind level, work must be stopped and a re-evaluation of activities initiated. Work can resume provided that dust suppression measures and other controls are successful in reducing the downwind PM-10 particulate concentration to within 150 mcg/m³ of the upwind level and in preventing visible dust migration.

All readings must be recorded and be available for State (DEC and DOH) personnel to review.

Appendix 3

Field Data Sheets

Results of Air and Soil Monitoring

Date: 11/16/06

Comments	Time	Dust	PID
Background	8:00	0.05	0.0
Light rain	8:15	0.05	0.0
Light rain	8:30	0.049	0.0
Light rain	8:45	0.048	0.0
Light rain	9:00	0.049	0.0
Light rain	9:15	0.046	0.0
Light rain	9:30	0.043	0.0
Light rain	9:45	0.045	0.0
Light rain	10:00	0.049	0.0
Rain	10:15	0.048	0.0
Rain	10:30	0.053	0.0
Rain	10:45	0.045	0.0
Rain	11:00	0.050	0.0
Rain	11:15	0.050	0.0
Rain	11:30	0.050	0.0
Rain	11:45	0.044	0.0
Rain	12:00	0.053	0.0
Break no reading	12:15	NA	NA
Rain	12:30	0.046	0.0
Rain	12:45	0.017	0.0
Rain	1:00	NA	NA
Heavy Rain	1:15	NA	NA
	1:30	NA	NA
	1:45	NA	NA
	2:00	NA	NA
End work due to rain	2:15	NA	NA

NA=Not Analyzed

Date: 11/17/06

Comments	Time	Dust	PID
Background	8:30	0.004	0.0
Rain	8:45	0.017	0.0
Rain	9:00	0.007	0.0
Rain	9:15	0.009	0.0
Rain	9:30	0.005	0.0
Rain	9:45	0.002	0.0
Rain	10:00	0.002	0.0
	10:15	0.005	0.0
	10:30	0.003	0.0
	10:45	0.002	0.0
	11:00	0.002	0.0
	11:15	0.008	0.0
	11:30	0.008	0.0
	11:45	0.008	0.0
	12:00	0.008	0.0
Lunch	12:15	NA	NA
Lunch	12:30	NA	NA
	12:45	0.008	0.0
	1:00	0.008	0.0
	1:15	0.007	0.0
	1:30	0.008	0.0
	1:45	0.014	0.0
	2:00	0.023	0.0
	2:15	0.035	0.0
	2:30	0.030	0.0
	2:45	0.009	0.0
	3:00	0.011	0.0
	3:15	0.030	0.0
	3:30	0.018	0.0
Break	3:45	NA	NA
Break	4:00	NA	NA
	4:15	0.08	0.0
	4:30	0.03	0.0
	4:45	0.01	0.0
Done for day	5:00	NA	NA

Date: 11/20/06

Comments	Time	Dust	PID
Background	7:45	0.018	0.0
Snow	8:00	0.009	0.0
Snow	8:15	0.008	0.0
Snow	8:30	0.013	0.0
Snow	8:45	0.007	0.0
Sun	9:00	0.008	0.0
Sun	9:15	0.004	0.0
	9:30	0.008	0.0
	9:45	0.004	0.0
	10:00	0.012	0.0
	10:15	0.001	0.0
	10:30	0.008	0.0
	10:45	0.008	0.0
Snow	11:00	0.004	0.0
Snow	11:15	0.003	0.0
Snow	11:30	0.004	0.0
Snow	11:45	0.004	0.0
Snow	12:00	0.002	0.0
Snow	12:15	0.004	0.0
Snow	12:30	0.005	0.0
Snow Lunch	12:45	NA	NA
Snow	1:00	0.004	0.0
	1:15	0.004	0.0
	1:30	0.004	0.0
	1:45	0.005	0.0
	2:00	0.008	0.0
	2:15	0.004	0.0

Date: 11/21/06

Comments	Time	Dust	PID
Background	7:45	0.05	0.0
	8:00	0.044	0.0
	8:15	0.01	0.0
	8:30	0.02	0.0
	8:45	0.021	0.0
	9:00	0.02	0.0
	9:15	0.03	0.0
	9:30	0.02	0.0
	9:45	0.03	0.0
	10:00	0.03	0.0
	10:15	0.02	0.0
	10:30	0.02	0.0
	10:45	0.03	0.0
	11:00	0.04	0.0
	11:15	0.05	0.0
	11:30	0.04	0.0
	11:45	0.03	0.0
	12:00	0.02	0.0
	12:15	0.02	0.0
	12:30	0.03	0.0
	12:45	0.04	0.0
	1:00	0.02	0.0
	1:15	0.04	0.0
	1:30	0.04	0.0
Excavation completed	1:45	NA	NA