Princeton Analytical
Air Analyses & Consulting
47 Maple Avenue
Flemington, NJ 08822
WBE

(908) 806-2620
Fax (908) 806-2409
Email princetonlab@blast.net

Volatile Organics Data Package

For

ESPL Environmental Consultants Corporation

Client Project #: 26100

Client Site:

Client Sample ID: OS-DP5, OS-DP1, OS-DP3, OS-DP4, OS-DP10, SV-1, OS-DP8, OS-DP6, OS-DP4, OS-DP2, OS-DP7, SV3, SV4, SV2, SV6, SV7

PAL Job #: 60419

PAL Sample #(s): 60419-01, 60419-02, 60419-03, 60419-04, 60419-05, 60419-06, 60419-07, 60419-08, 60419-09, 60419-10, 60419-11, 60419-12, 60419-13, 60419-14, 60419-15, 60419-16

Princeton Analytical Laboratory NY Lab ID No: **11586**

Princeton Analytical Laboratory EPA Lab Code No: **NJ10003**

Jane Dennison, Ph.D., CIH, J.D.
Laboratory Director

Table of Contents

page 1 of 3

Princeton Analytical

Air Analyses & Consulting
47 Maple Avenue
Flemington, NJ 08822
WBE

(908) 806-2630
Fax (908) 806-2409
Email princetonlab@blast.net

Request For Canister Analysis

Company Name: ESPL | Address: 106 W 32nd St., NY 10001
Project #: 26100 | Site:
Sampled By: Arash Hashemkhani

Due Date
☐ Standard Turn-Around Time
☐ **Rush*** – Date: Time:
*Advance Notification Required. See Fee Schedule for Surcharges

Outgoing (PAL) Canister Seal Intact? ☐ Yes ☐ No
Method: ☒ TO-15 (standard compounds)
☐ Other (please explain)
☐ Library Search ☒ Data Package

☒ Fax Results To: Fax #: (212) 330-7505
☐ Phone Results To: Phone #:

Atmospheric Pressure: Temperature:
*Note: Atm Press and Temp required by some state agencies incl. NJDEP.

PAL	Sample Identification	Can No.	Flow Cont. No	Can Size	Start Time/Date	Stop Time/Date	Canister Start Press.	Canister Stop Press.	Sample Type (Please ✔ One Box)
1	OS-DP5	2045	133263 7286510	6L	7/26/06 1:35	7/28/06 [illegible]	30	5	☑ Soil Gas ☐ Indoor ☐ Land Fill ☐ Ambient
2	OS-DP1	2036	133836 7284029	6L	7/27/06 9:10	7/27/06 10:02	30	5	☑ Soil Gas ☐ Indoor ☐ Land Fill ☐ Ambient
3	OS-DP3	3031	142250 7309457	6L	7/27/06 9:23	7/27/06 10:12	28	4	☑ Soil Gas ☐ Indoor ☐ Land Fill ☐ Ambient
4	OS-DP4	2094	131626 7282103	6L	7/27/06 3:33	7/27/06 4:26	30	5	☑ Soil Gas ☐ Indoor ☐ Land Fill ☐ Ambient
5	OS-DP10	2894	140727 7304344	6L	7/27/06 1:40	7/27/06 1:31	30	5	☑ Soil Gas ☐ Indoor ☐ Land Fill ☐ Ambient
6	SV1	3041	141974 7308346	6L	7/28/06 1:45	7/28/06 2:37	30	5	☑ Soil Gas ☐ Indoor ☐ Land Fill ☐ Ambient

Chain of Custody	Print	Signature	Date & Time
Relinquished By:			
Received By Lab:		[signature]	8/1/06 1:00

Samples Received After 3 PM will be considered As Next Business Day

Please use appropriate care with PAL sampling equipment when sampling and packing for shipment. The client is responsible for all damage incurred to PAL equipment. Please notify Princeton Analytical Laboratory if equipment is damaged upon receipt.

Invoice To: ☒ Above Address ☐ Address Below | **PO Number:** 26100
Send Invoice To:

PAL USE ONLY

Internal COC	Signature	Time/Date
Relinquished By:		
Rec. By-GC/MS Lab:		

PAL #: 60419
Incoming Custody Seals? ☐ Yes ☐ No
Comments:

page 2 of 3

Princeton Analytical
Air Analyses & Consulting
47 Maple Avenue
Flemington, NJ 08822
WBE

(908) 806-2330
Fax (908) 806-2409
Email princetonlab@blast.net

Request For Canister Analysis

Company Name: ESPL | Address: 106 W 32nd St, NY 10001
Project #: 26100 | Site:
Sampled By: Arash Hashemkhani

Due Date
☐ Standard Turn-Around Time
☐ Rush* – Date: Time:
*Advance Notification Required. See Fee Schedule for Surcharges

Outgoing (PAL) Canister Seal Intact? ☐ Yes ☐ No
Method: ☒ TO-15 (standard compounds)
☐ Other (please explain)
☐ Library Search ☒ Data Package

☒ Fax Results To:
Fax #: (212) 330-7505
☐ Phone Results To:
Phone #:

Atmospheric Pressure: Temperature:
*Note: Atm Press and Temp required by some state agencies incl. NJDEP.

	Sample Identification	Can No.	Flow Cont. No	Can Size	Start Time/Date	Stop Time/Date	Canister Start Press.	Canister Stop Press.	Sample Type (Please ✓ One Box)
7	OS-OP8	3038	132916 7286305	6L	7/25/06 11:49AM	7/25/06 12:40PM	30	5	☒ Soil Gas ☐ Indoor ☐ Land Fill ☐ Ambient
Ne	OS-OP6	2012	131026 7282103	6L	7/25/06 2:30 PM	7/25/06	30		☒ Soil Gas ☐ Indoor ☐ Land Fill ☐ Ambient
8	OS-DP6	3004	135835 7289117	6L	7/25/06 3:50PM	7/25/06 9:50	30	9	☒ Soil Gas ☐ Indoor ☐ Land Fill ☐ Ambient
9	OS-DP4	2071	138210 7301040	6L	7/26/06 9:10	7/26/06 9:58	30	5	☒ Soil Gas ☐ Indoor ☐ Land Fill ☐ Ambient
10	OS-DP2	2155	138209 7300124	6L	7/26/06 9:28	7/26/06 10:20	30	5	☒ Soil Gas ☐ Indoor ☐ Land Fill ☐ Ambient
11	OS-OP7	3037	133311 7288499	6L	7/26/06 1:24	7/26/06 2:14	30	5	☒ Soil Gas ☐ Indoor ☐ Land Fill ☐ Ambient

Chain of Custody	Print	Signature	Date & Time
Relinquished By:			
Received By Lab:		[signature]	8/1/06

Samples Received After 3 PM will be considered As Next Business Day

Please use appropriate care with PAL sampling equipment when sampling and packing for shipment. The client is responsible for all damage incurred to PAL equipment. Please notify Princeton Analytical Laboratory if equipment is damaged upon receipt.

Invoice To: ☒ Above Address ☐ Address Below | **PO Number:** 26100
Send Invoice To:

PAL USE ONLY

Internal COC	Signature	Time/Date
Relinquished By:		
Rec. By-GC/MS Lab:		

PAL #: 60419
Incoming Custody Seals? ☐ Yes ☐ No
Comments:

page 3 of 3

Princeton Analytical

Air Analyses & Consulting
47 Maple Avenue
Flemington, NJ 08822
(908) 806-2680
Fax (908) 806-2400
Email princetonlab@blast.net

WBE

6, 7, 11, 12, 13, 14, 16

Request For Canister Analysis

Company Name: ESPL | Address: 106 W 32nd St., NY 10001
Project #: 26100 | Site:
Sampled By: AH/MT

Due Date
☐ Standard Turn-Around Time
☐ Rush* – Date: Time:
*Advance Notification Required. See Fee Schedule for Surcharges

Outgoing (PAL) Canister Seal Intact? ☐ Yes ☐ No
Method: ☒ TO-15 (standard compounds)
☐ Other (please explain)
☐ Library Search ☐ Data Package

☒ Fax Results To:
Fax #: (212) 330-7505
☐ Phone Results To:
Phone #:

Atmospheric Pressure: Temperature:
*Note: Atm Press and Temp required by some state agencies incl. NJDEP.

	Sample Identification	Can No.	Flow Cont. No	Can Size	Start Time/Date	Stop Time/Date	Canister Start Press.	Canister Stop Press.	Sample Type (Please ✔ One Box)
	~~SV1~~	~~3132~~	~~123646 / 7252149~~	~~6L~~	~~7-28-06 10:11~~	~~7-28-06~~	~~30~~		☐ Soil Gas ☐ ~~Indoor~~ ☐ Land Fill ☐ Ambient
12	SV3	3026	132916 / 7286313	6L	7-28-06 10:19	7-28-06 11:20	30	5	☑ Soil Gas ☐ Indoor ☐ Land Fill ☐ Ambient
13	SV4	3044	142061 / 7308932	6L	7-28-06 10:45	7-28-06 2:06	29	5	☑ Soil Gas ☐ Indoor ☐ Land Fill ☐ Ambient
14	SV2	2164	129904 / 7276947	6L	7-28-06 11:11	7-28-06 12:08	30	5	☑ Soil Gas ☐ Indoor ☐ Land Fill ☐ Ambient
15	SV6	2159	129904 / 7276946	6L	7-28-06 12:30	7-28-06 1:19	30	5	☑ Soil Gas ☐ Indoor ☐ Land Fill ☐ Ambient
16	SV7	3036	142061 / 7308930	6L	7-28-06 12:29	7-28-06 1:21	30	5	☑ Soil Gas ☐ Indoor ☐ Land Fill ☐ Ambient

Chain of Custody	Print	Signature	Date & Time
Relinquished By:			
Received By Lab:		[illegible]	8/1/06 1:00

Samples Received After 3 PM will be considered As Next Business Day

Please use appropriate care with PAL sampling equipment when sampling and packing for shipment. The client is responsible for all damage incurred to PAL equipment. Please notify Princeton Analytical Laboratory if equipment is damaged upon receipt.

Invoice To: ☒ Above Address ☐ Address Below
PO Number: 26100
Send Invoice To:

PAL USE ONLY

Internal COC	Signature	Time/Date
Relinquished By:		
Rec. By-GC/MS Lab:		

PAL #: 60419
Incoming Custody Seals? ☐ Yes ☐ No
Comments:

Sample Summary Table

Client Name: ESPL Environmental Consultants Corporation
Project Name: 26100

PAL Job No.: 60419

NYSDEC Sample ID	Lab Sample ID	Matrix/ Media	Parameter	Date/Time Collected	Date/Time Prepared	Date/Time Analyzed
OS-DP5	60419-01	Air	VOCs (TO-15 list)	07/26/06 01:35	N/A	08/07/06 13:14
OS-DP1	60419-02	Air	VOCs (TO-15 list)	07/27/06 10:02	N/A	08/07/06 14:34
OS-DP3	60419-03	Air	VOCs (TO-15 list)	07/27/06 10:12	N/A	08/02/06 18:30
OS-DP4	60419-04	Air	VOCs (TO-15 list)	07/27/06 03:33	N/A	08/04/06 04:47
OS-DP10	60419-05	Air	VOCs (TO-15 list)	07/27/06 10:40	N/A	08/02/06 14:58
SV-1	60419-06	Air	VOCs (TO-15 list)	07/28/06 01:45	N/A	08/08/06 14:44
OS-DP8	60419-07	Air	VOCs (TO-15 list)	07/25/06 11:49	N/A	08/09/06 14:33
OS-DP6	60419-08	Air	VOCs (TO-15 list)	07/25/06 08:50	N/A	08/02/06 12:27
OS-DP4	60419-09	Air	VOCs (TO-15 list)	07/26/06 09:10	N/A	08/02/06 21:01
OS-DP2	60419-10	Air	VOCs (TO-15 list)	07/26/06 09:28	N/A	08/04/06 07:10
OS-DP7	60419-11	Air	VOCs (TO-15 list)	07/26/06 01:24	N/A	08/09/06 16:00
SV3	60419-12	Air	VOCs (TO-15 list)	07/28/06 10:19	N/A	08/07/06 19:19
SV4	60419-13	Air	VOCs (TO-15 list)	07/28/06 10:45	N/A	08/07/06 21:38
SV2	60419-14	Air	VOCs (TO-15 list)	07/28/06 11:11	N/A	08/07/06 23:24
SV6	60419-15	Air	VOCs (TO-15 list)	07/28/06 12:30	N/A	08/02/06 23:31
SV7	60419-16	Air	VOCs (TO-15 list)	07/28/06 12:29	N/A	08/08/06 01:11

Case Narrative

Client: ESPL Environmental Consultants Corporation **PAL Job No.: 60419**
Project#/Site: 26100,

1. Sample Receipt: Samples were received in good condition. Documentation was in order. Sample were received at PAL by: Jeff Schmitt

2.

Client ID	Princeton Analytical ID	Receipt Date
OS-DP5	60419-01	08/01/06
OS-DP1	60419-02	08/01/06
OS-DP3	60419-03	08/01/06
OS-DP4	60419-04	08/01/06
OS-DP10	60419-05	08/01/06
SV-1	60419-06	08/01/06
OS-DP8	60419-07	08/01/06
OS-DP6	60419-08	08/01/06
OS-DP4	60419-09	08/01/06
OS-DP2	60419-10	08/01/06
OS-DP7	60419-11	08/01/06
SV3	60419-12	08/01/06
SV4	60419-13	08/01/06
SV2	60419-14	08/01/06
SV6	60419-15	08/01/06
SV7	60419-16	08/01/06

3. Sample Preparation: None required.

4. Sample Analysis:
   a. Hold Time: All within recommended hold times.
   b. Instrument Calibration: Meets method criteria.
   c. Dilutions: 60419-01 x25, x100; 60419-02 x25, x100; 60419-03 x1, x25; 60419-04 x1, x25; 60419-05 x1, x25, x100; 60419-06 x25, x1000; 60419-07 x25, x1000; 60419-08 x1, x25; 60419-09 x25; 60419-10 x1, x25; 60419-11 x25, x1000; 60419-12 x25, x1000; 60419-13 x1, x25; 60419-14 x1, x25; 60419-15 x1, x25; 60419-16 x25
   d. Sample Analysis Date: 01,02,12,13,14 on 8/7/06, 03,05,08,09,15 on 8/2/06, 04,10 on 8/4/06, 06,16 on 8/8/06, 07,11 on 8/9/06
   e. Analysis performed by: J. Schmitt
   f. Sample 60419-05 failed chlorobenzene surrogate on first run, then failed again. Could not rerun without further diluting sample. Compounds associated with this surrogate may be biased low and include ethylbenzene, m/p-xylene, 4-ethyltoluene, 1,3,5-trimethylbenzene, and 1,2,4-trimethylbenzene.

All work recorded herein has been done in accordance with normal professional standards using accepted testing methodologies, quality assurance and quality control procedures except where otherwise agreed to by the client and testing company in writing. Your samples will be retained at Princeton Analytical Laboratory for a period of two weeks or as per contract.

Jane Dennison, Ph.D., CIH
Laboratory Director

Princeton Analytical
Air Analyses & Consulting
47 Maple Avenue
Flemington, NJ 08822
WBE

(908) 806-2620
Fax (908) 806-2409
Email princetonlab@blast.net

Certificate of Analysis

CLIENT INFORMATION

ESPL Environmental Consultants Corporation
106 West 32nd Street
New York, NY 10001
Attention: Ray Kahn

Project#: 26100

LABORATORY INFORMATION

Contact: Dr. Jane Dennison
PAL Job No.: 60419
Date Received: 08/01/06

Sample#:
60419-01, 60419-02, 60419-03, 60419-04, 60419-05, 60419-06, 60419-07, 60419-08, 60419-09, 60419-10, 60419-11, 60419-12, 60419-13, 60419-14, 60419-15, 60419-16

Samples for this analysis were received in good condition with a chain of custody.

All work recorded herein has been done in accordance with normal professional standards using accepted testing methodologies, quality assurance and quality control procedures except where otherwise agreed to by the client and testing company in writing.
Your samples will be retained at Princeton Analytical Laboratory for a period of two weeks or as per contract.

Analysis conducted at Princeton Analytical Laboratory, Flemington NJ
ELAP lab number - 11586
NJDEP number - 10003
AIHA number - 100201

Jane Dennison, Ph.D., CIH, J.D.
Laboratory Director

Summary of Results

ESPL Environmental Consultants Corporation
106 West 32nd Street
New York, NY 10001
Att: Ray Kahn
Project: 26100

Report Date:	8/10/06
Job Number:	60419
Date Received:	8/1/06
Date Analyzed:	8/7/06, 8/3/06
Data File:	080701, 080217
Summa ID:	2095

Analysis: Volatile Organic Compounds by EPA Method TO-15m

Sample Name:		OS-DP5		Reporting	
PAL ID:		60419-01		Limits	
Compound	CAS #	ppbv	ug/m3	ppbv	ug/m3
Acetone	67-64-1	179	425	13	30
Benzene	71-43-2	< RL	< RL	8	24
Bromodichloromethane	75-27-4	< RL	< RL	5	33
Bromoethene	593-60-2	< RL	< RL	8	33
Bromoform	75-25-2	< RL	< RL	3	26
Bromomethane	74-83-9	< RL	< RL	8	29
1,3-Butadiene	106-99-0	< RL	< RL	13	28
tert-Butyl alcohol	75-65-0	< RL	< RL	8	23
Carbon disulfide	75-15-0	< RL	< RL	8	23
Carbon tetrachloride	56-23-5	< RL	< RL	5	31
Chlorobenzene	108-90-7	< RL	< RL	8	35
Chloroethane	75-00-3	< RL	< RL	13	33
Chloroform	67-66-3	< RL	< RL	8	37
Chloromethane	74-87-3	< RL	< RL	13	26
3-Chloropropene	107-05-1	< RL	< RL	8	23
2-Chlorotoluene	95-49-8	< RL	< RL	5	26
Cyclohexane	110-82-7	22	77	8	26
Dibromochloromethane	124-48-1	< RL	< RL	3	21
1,2-Dibromoethane	106-93-4	< RL	< RL	3	19
1,2-Dichlorobenzene	95-50-1	< RL	< RL	5	30
1,3-Dichlorobenzene	541-73-1	< RL	< RL	5	30
1,4-Dichlorobenzene	106-46-7	< RL	< RL	5	30
Dichlorodifluoromethane	75-71-8	< RL	< RL	8	37
1,1-Dichloroethane	75-34-3	< RL	< RL	8	30
1,2-Dichloroethane	107-06-2	< RL	< RL	8	30
1,1-Dichloroethylene	75-35-4	< RL	< RL	8	30
cis-1,2-Dichloroethylene	156-59-2	< RL	< RL	8	30
trans-1,2-Dichloroethylene	156-60-5	< RL	< RL	8	30
1,2-Dichloropropane	78-87-5	< RL	< RL	8	35
cis-1,3-Dichloropropene	10061-01-5	< RL	< RL	8	34
trans-1,3-Dichloropropene	10061-02-6	< RL	< RL	8	34

Summary of Results

ESPL Environmental Consultants Corporation

Sample Name:			OS-DP5		Reporting	
PAL ID:			60419-01		Limits	
Compound	CAS #		ppbv	ug/m3	ppbv	ug/m3
Dichlorotetrafluoroethane	76-14-2		< RL	< RL	5	35
Ethylbenzene	100-41-2		9.3	40	7.5	33
4-Ethyltoluene	622-96-8		5.3	26	7.5	37
Heptane	142-82-5		85	348	7.5	31
Hexachlorobutadiene	87-68-3		< RL	< RL	2.5	27
Hexane	110-54-3		41	145	7.5	26
Methyl ethyl ketone	78-93-3		< RL	< RL	13	37
Methyl isobutyl ketone	108-10-1		< RL	< RL	7.5	31
Methylene chloride	75-09-2		< RL	< RL	7.5	26
Methyl-t-butyl ether	1634-04-4		< RL	< RL	7.5	27
Styrene	100-42-5		< RL	< RL	7.5	32
1,1,2,2-Tetrachloroethane	79-34-5		< RL	< RL	5	34
Tetrachloroethylene	127-18-4		27	181	5	34
Toluene	108-88-3		26	97	7.5	28
1,1,2-Trichloro-1,2,2-trifluoroethane	76-13-1		< RL	< RL	2.5	19
1,2,4-Trichlorobenzene	120-82-1		< RL	< RL	2.5	19
1,1,1-Trichloroethane	71-55-6		< RL	< RL	5	27
1,1,2-Trichloroethane	79-00-5		< RL	< RL	5	27
Trichloroethylene	79-01-6		< RL	< RL	5	27
Trichlorofluoromethane	75-69-4		< RL	< RL	5	28
1,2,4-Trimethylbenzene	95-63-6		101	498	7.5	37
1,3,5-Trimethylbenzene	108-67-8		52	257	7.5	37
2,2,4-Trimethylpentane	540-84-1	D	2294	10715	7.5	35
Vinyl chloride	75-01-04		< RL	< RL	13	32
m or p-Xylene	1330-20-7		82	357	7.5	33
o-Xylene	95-47-6		48	207	7.5	33

RL = Reporting Limit
D = Sample required dilution for this compound.

Analyst: J. Schmitt

Summary of Results

ESPL Environmental Consultants Corporation
106 West 32nd Street
New York, NY 10001
Att: Ray Kahn
Project: 26100

Report Date:	8/10/06
Job Number:	60419
Date Received:	8/1/06
Date Analyzed:	8/7/06
Data File:	80703
Summa ID:	3036

Analysis: Volatile Organic Compounds by EPA Method TO-15m

Sample Name:		OS-DP1		Reporting Limits	
PAL ID:		60419-02			
Compound	CAS #	ppbv	ug/m3	ppbv	ug/m3
Acetone	67-64-1	121	288	13	30
Benzene	71-43-2	< RL	< RL	8	24
Bromodichloromethane	75-27-4	< RL	< RL	5	33
Bromoethene	593-60-2	< RL	< RL	8	33
Bromoform	75-25-2	< RL	< RL	3	26
Bromomethane	74-83-9	< RL	< RL	8	29
1,3-Butadiene	106-99-0	< RL	< RL	13	28
tert-Butyl alcohol	75-65-0	< RL	< RL	8	23
Carbon disulfide	75-15-0	< RL	< RL	8	23
Carbon tetrachloride	56-23-5	< RL	< RL	5	31
Chlorobenzene	108-90-7	< RL	< RL	8	35
Chloroethane	75-00-3	< RL	< RL	13	33
Chloroform	67-66-3	77	375	8	37
Chloromethane	74-87-3	< RL	< RL	13	26
3-Chloropropene	107-05-1	< RL	< RL	8	23
2-Chlorotoluene	95-49-8	< RL	< RL	5	26
Cyclohexane	110-82-7	< RL	< RL	8	26
Dibromochloromethane	124-48-1	< RL	< RL	3	21
1,2-Dibromoethane	106-93-4	< RL	< RL	3	19
1,2-Dichlorobenzene	95-50-1	< RL	< RL	5	30
1,3-Dichlorobenzene	541-73-1	< RL	< RL	5	30
1,4-Dichlorobenzene	106-46-7	< RL	< RL	5	30
Dichlorodifluoromethane	75-71-8	< RL	< RL	8	37
1,1-Dichloroethane	75-34-3	< RL	< RL	8	30
1,2-Dichloroethane	107-06-2	< RL	< RL	8	30
1,1-Dichloroethylene	75-35-4	< RL	< RL	8	30
cis-1,2-Dichloroethylene	156-59-2	< RL	< RL	8	30
trans-1,2-Dichloroethylene	156-60-5	< RL	< RL	8	30
1,2-Dichloropropane	78-87-5	< RL	< RL	8	35
cis-1,3-Dichloropropene	10061-01-5	< RL	< RL	8	34
trans-1,3-Dichloropropene	10061-02-6	< RL	< RL	8	34

Summary of Results

ESPL Environmental Consultants Corporation

Sample Name:			OS-DP1		Reporting	
PAL ID:			60419-02		Limits	
Compound	CAS #		ppbv	ug/m3	ppbv	ug/m3
Dichlorotetrafluoroethane	76-14-2		< RL	< RL	5	35
Ethylbenzene	100-41-2		< RL	< RL	7.5	33
4-Ethyltoluene	622-96-8		< RL	< RL	7.5	37
Heptane	142-82-5		< RL	< RL	7.5	31
Hexachlorobutadiene	87-68-3		< RL	< RL	2.5	27
Hexane	110-54-3		< RL	< RL	7.5	26
Methyl ethyl ketone	78-93-3		< RL	< RL	13	37
Methyl isobutyl ketone	108-10-1		< RL	< RL	7.5	31
Methylene chloride	75-09-2		< RL	< RL	7.5	26
Methyl-t-butyl ether	1634-04-4		< RL	< RL	7.5	27
Styrene	100-42-5		< RL	< RL	7.5	32
1,1,2,2-Tetrachloroethane	79-34-5		< RL	< RL	5	34
Tetrachloroethylene	127-18-4		5.0	34	5	34
Toluene	108-88-3		18	69	7.5	28
1,1,2-Trichloro-1,2,2-trifluoroethane	76-13-1		< RL	< RL	2.5	19
1,2,4-Trichlorobenzene	120-82-1		< RL	< RL	2.5	19
1,1,1-Trichloroethane	71-55-6		< RL	< RL	5	27
1,1,2-Trichloroethane	79-00-5		< RL	< RL	5	27
Trichloroethylene	79-01-6		< RL	< RL	5	27
Trichlorofluoromethane	75-69-4		16	87	5	28
1,2,4-Trimethylbenzene	95-63-6		< RL	< RL	7.5	37
1,3,5-Trimethylbenzene	108-67-8		< RL	< RL	7.5	37
2,2,4-Trimethylpentane	540-84-1	D	1582	7389	7.5	35
Vinyl chloride	75-01-04		< RL	< RL	13	32
m or p-Xylene	1330-20-7		< RL	< RL	7.5	33
o-Xylene	95-47-6		< RL	< RL	7.5	33

RL = Reporting Limit
D = Sample required dilution for this compound.

Analyst: J. Schmitt

Summary of Results

ESPL Environmental Consultants Corporation
106 West 32nd Street
New York, NY 10001
Att: Ray Kahn
Project: 26100

Report Date:	8/10/06
Job Number:	60419
Date Received:	8/1/06
Date Analyzed:	8/2/06
Data File:	080208
Summa ID:	3031

Analysis: Volatile Organic Compounds by EPA Method TO-15m

Sample Name:			OS-DP3		Reporting Limits	
PAL ID:			60419-03			
Compound	CAS #		ppbv	ug/m3	ppbv	ug/m3
Acetone	67-64-1	D	186	442	0.5	1
Benzene	71-43-2		2.8	9.0	0.3	1
Bromodichloromethane	75-27-4		< RL	< RL	0.2	1
Bromoethene	593-60-2		< RL	< RL	0.3	1
Bromoform	75-25-2		< RL	< RL	0.1	1
Bromomethane	74-83-9		< RL	< RL	0.3	1
1,3-Butadiene	106-99-0		5.6	12	0.5	1
tert-Butyl alcohol	75-65-0		9.6	29	0.3	1
Carbon disulfide	75-15-0		9.5	29	0.3	1
Carbon tetrachloride	56-23-5		< RL	< RL	0.2	1
Chlorobenzene	108-90-7		< RL	< RL	0.3	1
Chloroethane	75-00-3		< RL	< RL	0.5	1
Chloroform	67-66-3		1.9	9.2	0.3	1
Chloromethane	74-87-3		< RL	< RL	0.5	1
3-Chloropropene	107-05-1		< RL	< RL	0.3	1
2-Chlorotoluene	95-49-8		< RL	< RL	0.2	1
Cyclohexane	110-82-7		0.49	1.7	0.3	1
Dibromochloromethane	124-48-1		< RL	< RL	0.1	1
1,2-Dibromoethane	106-93-4		< RL	< RL	0.1	1
1,2-Dichlorobenzene	95-50-1		< RL	< RL	0.2	1
1,3-Dichlorobenzene	541-73-1		< RL	< RL	0.2	1
1,4-Dichlorobenzene	106-46-7		< RL	< RL	0.2	1
Dichlorodifluoromethane	75-71-8		1.5	7.2	0.3	1
1,1-Dichloroethane	75-34-3		< RL	< RL	0.3	1
1,2-Dichloroethane	107-06-2		< RL	< RL	0.3	1
1,1-Dichloroethylene	75-35-4		< RL	< RL	0.3	1
cis-1,2-Dichloroethylene	156-59-2		< RL	< RL	0.3	1
trans-1,2-Dichloroethylene	156-60-5		< RL	< RL	0.3	1
1,2-Dichloropropane	78-87-5		< RL	< RL	0.3	1
cis-1,3-Dichloropropene	10061-01-5		< RL	< RL	0.3	1
trans-1,3-Dichloropropene	10061-02-6		< RL	< RL	0.3	1

Summary of Results

ESPL Environmental Consultants Corporation

Sample Name:			OS-DP3		Reporting	
PAL ID:			60419-03		Limits	
Compound	CAS #		ppbv	ug/m3	ppbv	ug/m3
Dichlorotetrafluoroethane	76-14-2		< RL	< RL	0.2	1
Ethylbenzene	100-41-2		3.8	16	0.3	1
4-Ethyltoluene	622-96-8		1.5	7.2	0.3	1
Heptane	142-82-5		1.6	6.5	0.3	1
Hexachlorobutadiene	87-68-3		< RL	< RL	0.1	1
Hexane	110-54-3		4.4	15	0.3	1
Methyl ethyl ketone	78-93-3		16	48	0.5	1
Methyl isobutyl ketone	108-10-1		0.50	2.0	0.3	1
Methylene chloride	75-09-2		2.4	8.5	0.3	1
Methyl-t-butyl ether	1634-04-4		0.33	1.2	0.3	1
Styrene	100-42-5		< RL	< RL	0.3	1
1,1,2,2-Tetrachloroethane	79-34-5		< RL	< RL	0.2	1
Tetrachloroethylene	127-18-4		2.5	17	0.2	1
Toluene	108-88-3		19	71	0.3	1
1,1,2-Trichloro-1,2,2-trifluoroethane	76-13-1		< RL	< RL	0.1	1
1,2,4-Trichlorobenzene	120-82-1		< RL	< RL	0.1	1
1,1,1-Trichloroethane	71-55-6		< RL	< RL	0.2	1
1,1,2-Trichloroethane	79-00-5		< RL	< RL	0.2	1
Trichloroethylene	79-01-6		< RL	< RL	0.2	1
Trichlorofluoromethane	75-69-4		2.1	12	0.2	1
1,2,4-Trimethylbenzene	95-63-6		3.9	19	0.3	1
1,3,5-Trimethylbenzene	108-67-8		0.99	4.9	0.3	1
2,2,4-Trimethylpentane	540-84-1	D,E	1515	7077	0.3	1
Vinyl chloride	75-01-04		< RL	< RL	0.5	1
m or p-Xylene	1330-20-7		7.4	32	0.3	1
o-Xylene	95-47-6		3.9	17	0.3	1

RL = Reporting Limit
D = Sample required dilution for this compound.
E = Estimate above calibration curve.

Analyst: J. Schmitt

Summary of Results

ESPL Environmental Consultants Corporation
106 West 32nd Street
New York, NY 10001
Att: Ray Kahn
Project: 26100

Report Date:	8/10/06
Job Number:	60419
Date Received:	8/1/06
Date Analyzed:	8/4/06
Data File:	080319
Summa ID:	2094

Analysis: Volatile Organic Compounds by EPA Method TO-15m

Sample Name:			OS-DP4		Reporting	
PAL ID:			60419-04		Limits	
Compound	CAS #		ppbv	ug/m3	ppbv	ug/m3
Acetone	67-64-1	D	235	558	0.5	1
Benzene	71-43-2		16	51	0.3	1
Bromodichloromethane	75-27-4		< RL	< RL	0.2	1
Bromoethene	593-60-2		< RL	< RL	0.3	1
Bromoform	75-25-2		< RL	< RL	0.1	1
Bromomethane	74-83-9		< RL	< RL	0.3	1
1,3-Butadiene	106-99-0		16	36	0.5	1
tert-Butyl alcohol	75-65-0		15	47	0.3	1
Carbon disulfide	75-15-0		2.9	9.1	0.3	1
Carbon tetrachloride	56-23-5		< RL	< RL	0.2	1
Chlorobenzene	108-90-7		< RL	< RL	0.3	1
Chloroethane	75-00-3		< RL	< RL	0.5	1
Chloroform	67-66-3		0.54	2.6	0.3	1
Chloromethane	74-87-3		< RL	< RL	0.5	1
3-Chloropropene	107-05-1		< RL	< RL	0.3	1
2-Chlorotoluene	95-49-8		< RL	< RL	0.2	1
Cyclohexane	110-82-7		1.6	5.4	0.3	1
Dibromochloromethane	124-48-1		< RL	< RL	0.1	1
1,2-Dibromoethane	106-93-4		< RL	< RL	0.1	1
1,2-Dichlorobenzene	95-50-1		< RL	< RL	0.2	1
1,3-Dichlorobenzene	541-73-1		< RL	< RL	0.2	1
1,4-Dichlorobenzene	106-46-7		< RL	< RL	0.2	1
Dichlorodifluoromethane	75-71-8		0.34	1.7	0.3	1
1,1-Dichloroethane	75-34-3		< RL	< RL	0.3	1
1,2-Dichloroethane	107-06-2		< RL	< RL	0.3	1
1,1-Dichloroethylene	75-35-4		< RL	< RL	0.3	1
cis-1,2-Dichloroethylene	156-59-2		< RL	< RL	0.3	1
trans-1,2-Dichloroethylene	156-60-5		< RL	< RL	0.3	1
1,2-Dichloropropane	78-87-5		< RL	< RL	0.3	1
cis-1,3-Dichloropropene	10061-01-5		< RL	< RL	0.3	1
trans-1,3-Dichloropropene	10061-02-6		< RL	< RL	0.3	1

Summary of Results

ESPL Environmental Consultants Corporation

Sample Name:			OS-DP4		Reporting	
PAL ID:			60419-04		Limits	
Compound	CAS #		ppbv	ug/m3	ppbv	ug/m3
Dichlorotetrafluoroethane	76-14-2		< RL	< RL	0.2	1
Ethylbenzene	100-41-2		20	87	0.3	1
4-Ethyltoluene	622-96-8		6.2	30	0.3	1
Heptane	142-82-5		7.6	31	0.3	1
Hexachlorobutadiene	87-68-3		< RL	< RL	0.1	1
Hexane	110-54-3		16	57	0.3	1
Methyl ethyl ketone	78-93-3		32	93	0.5	1
Methyl isobutyl ketone	108-10-1		1.5	6.2	0.3	1
Methylene chloride	75-09-2		< RL	< RL	0.3	1
Methyl-t-butyl ether	1634-04-4		< RL	< RL	0.3	1
Styrene	100-42-5		0.48	2.0	0.3	1
1,1,2,2-Tetrachloroethane	79-34-5		< RL	< RL	0.2	1
Tetrachloroethylene	127-18-4		9.3	63	0.2	1
Toluene	108-88-3	D	175	660	0.3	1
1,1,2-Trichloro-1,2,2-trifluoroethane	76-13-1		< RL	< RL	0.1	1
1,2,4-Trichlorobenzene	120-82-1		< RL	< RL	0.1	1
1,1,1-Trichloroethane	71-55-6		< RL	< RL	0.2	1
1,1,2-Trichloroethane	79-00-5		< RL	< RL	0.2	1
Trichloroethylene	79-01-6		< RL	< RL	0.2	1
Trichlorofluoromethane	75-69-4		< RL	< RL	0.2	1
1,2,4-Trimethylbenzene	95-63-6		16	79	0.3	1
1,3,5-Trimethylbenzene	108-67-8		4.5	22	0.3	1
2,2,4-Trimethylpentane	540-84-1	D,E	1254	5855	0.3	1
Vinyl chloride	75-01-04		< RL	< RL	0.5	1
m or p-Xylene	1330-20-7		31	136	0.3	1
o-Xylene	95-47-6		17	75	0.3	1

RL = Reporting Limit
D = Sample required dilution for this compound.
E = Estimate above calibration curve.

Analyst: J. Schmitt

Summary of Results

ESPL Environmental Consultants Corporation
106 West 32nd Street
New York, NY 10001
Att: Ray Kahn
Project: 26100

Report Date:	8/10/06
Job Number:	60419
Date Received:	8/1/06
Date Analyzed:	8/2/06
Data File:	80204
Summa ID:	2894

Analysis: Volatile Organic Compounds by EPA Method TO-15m

Sample Name:			OS-DP10		Reporting	
PAL ID:			60419-05		Limits	
Compound	CAS #		ppbv	ug/m3	ppbv	ug/m3
Acetone	67-64-1	D	342	812	0.5	1
Benzene	71-43-2		13	41	0.3	1
Bromodichloromethane	75-27-4		< RL	< RL	0.2	1
Bromoethene	593-60-2		< RL	< RL	0.3	1
Bromoform	75-25-2		< RL	< RL	0.1	1
Bromomethane	74-83-9		0.31	1.2	0.3	1
1,3-Butadiene	106-99-0		15	32	0.5	1
tert-Butyl alcohol	75-65-0		13	38	0.3	1
Carbon disulfide	75-15-0		1.5	4.8	0.3	1
Carbon tetrachloride	56-23-5		< RL	< RL	0.2	1
Chlorobenzene	108-90-7		< RL	< RL	0.3	1
Chloroethane	75-00-3		< RL	< RL	0.5	1
Chloroform	67-66-3		< RL	< RL	0.3	1
Chloromethane	74-87-3		< RL	< RL	0.5	1
3-Chloropropene	107-05-1		< RL	< RL	0.3	1
2-Chlorotoluene	95-49-8		< RL	< RL	0.2	1
Cyclohexane	110-82-7		1.8	6.1	0.3	1
Dibromochloromethane	124-48-1		< RL	< RL	0.1	1
1,2-Dibromoethane	106-93-4		< RL	< RL	0.1	1
1,2-Dichlorobenzene	95-50-1		< RL	< RL	0.2	1
1,3-Dichlorobenzene	541-73-1		< RL	< RL	0.2	1
1,4-Dichlorobenzene	106-46-7		< RL	< RL	0.2	1
Dichlorodifluoromethane	75-71-8		0.34	1.7	0.3	1
1,1-Dichloroethane	75-34-3		< RL	< RL	0.3	1
1,2-Dichloroethane	107-06-2		< RL	< RL	0.3	1
1,1-Dichloroethylene	75-35-4		< RL	< RL	0.3	1
cis-1,2-Dichloroethylene	156-59-2		< RL	< RL	0.3	1
trans-1,2-Dichloroethylene	156-60-5		< RL	< RL	0.3	1
1,2-Dichloropropane	78-87-5		< RL	< RL	0.3	1
cis-1,3-Dichloropropene	10061-01-5		< RL	< RL	0.3	1
trans-1,3-Dichloropropene	10061-02-6		< RL	< RL	0.3	1

Summary of Results

ESPL Environmental Consultants Corporation

Sample Name:			OS-DP10		Reporting	
PAL ID:			60419-05		Limits	
Compound	CAS #		ppbv	ug/m3	ppbv	ug/m3
Dichlorotetrafluoroethane	76-14-2		< RL	< RL	0.2	1
Ethylbenzene	100-41-2	a	19	80	0.3	1
4-Ethyltoluene	622-96-8	b	6.8	34	0.3	1
Heptane	142-82-5		5.7	23	0.3	1
Hexachlorobutadiene	87-68-3		< RL	< RL	0.1	1
Hexane	110-54-3		13	47	0.3	1
Methyl ethyl ketone	78-93-3		43	128	0.5	1
Methyl isobutyl ketone	108-10-1		12	48	0.3	1
Methylene chloride	75-09-2		0.79	2.7	0.3	1
Methyl-t-butyl ether	1634-04-4		0.69	2.5	0.3	1
Styrene	100-42-5	b	0.43	1.8	0.3	1
1,1,2,2-Tetrachloroethane	79-34-5		< RL	< RL	0.2	1
Tetrachloroethylene	127-18-4	b	0.47	3.2	0.2	1
Toluene	108-88-3	D	145	545	0.3	1
1,1,2-Trichloro-1,2,2-trifluoroethane	76-13-1		< RL	< RL	0.1	1
1,2,4-Trichlorobenzene	120-82-1		< RL	< RL	0.1	1
1,1,1-Trichloroethane	71-55-6		< RL	< RL	0.2	1
1,1,2-Trichloroethane	79-00-5		< RL	< RL	0.2	1
Trichloroethylene	79-01-6		< RL	< RL	0.2	1
Trichlorofluoromethane	75-69-4		< RL	< RL	0.2	1
1,2,4-Trimethylbenzene	95-63-6	a	17	85	0.3	1
1,3,5-Trimethylbenzene	108-67-8	b	4.3	21	0.3	1
2,2,4-Trimethylpentane	540-84-1	D,E	1613	7534	0.3	1
Vinyl chloride	75-01-04		< RL	< RL	0.5	1
m or p-Xylene	1330-20-7	a	40	173	0.3	1
o-Xylene	95-47-6	a	16	69	0.3	1

RL = Reporting Limit
D = Sample required dilution for this compound.
a = reported from diluted sample due to internal standard failure.
b = IS failed, results may be biased high.

Analyst: J. Schmitt

Summary of Results

ESPL Environmental Consultants Corporation
106 West 32nd Street
New York, NY 10001
Att: Ray Kahn
Project: 26100

Report Date:	8/10/06
Job Number:	60419
Date Received:	8/1/06
Date Analyzed:	8/8/06
Data File:	80801
Summa ID:	3041

Analysis: Volatile Organic Compounds by EPA Method TO-15m

Sample Name:			SV-1		Reporting Limits	
PAL ID:			60419-06			
Compound	CAS #		ppbv	ug/m3	ppbv	ug/m3
Acetone	67-64-1		< RL	< RL	13	30
Benzene	71-43-2		< RL	< RL	8	24
Bromodichloromethane	75-27-4		< RL	< RL	5	33
Bromoethene	593-60-2		< RL	< RL	8	33
Bromoform	75-25-2		< RL	< RL	3	26
Bromomethane	74-83-9		< RL	< RL	8	29
1,3-Butadiene	106-99-0		< RL	< RL	13	28
tert-Butyl alcohol	75-65-0		48	144	8	23
Carbon disulfide	75-15-0		< RL	< RL	8	23
Carbon tetrachloride	56-23-5		< RL	< RL	5	31
Chlorobenzene	108-90-7		< RL	< RL	8	35
Chloroethane	75-00-3		< RL	< RL	13	33
Chloroform	67-66-3		< RL	< RL	8	37
Chloromethane	74-87-3		< RL	< RL	13	26
3-Chloropropene	107-05-1		< RL	< RL	8	23
2-Chlorotoluene	95-49-8		< RL	< RL	5	26
Cyclohexane	110-82-7	D	1150	3958	8	26
Dibromochloromethane	124-48-1		< RL	< RL	3	21
1,2-Dibromoethane	106-93-4		< RL	< RL	3	19
1,2-Dichlorobenzene	95-50-1		< RL	< RL	5	30
1,3-Dichlorobenzene	541-73-1		< RL	< RL	5	30
1,4-Dichlorobenzene	106-46-7		< RL	< RL	5	30
Dichlorodifluoromethane	75-71-8		< RL	< RL	8	37
1,1-Dichloroethane	75-34-3		< RL	< RL	8	30
1,2-Dichloroethane	107-06-2		< RL	< RL	8	30
1,1-Dichloroethylene	75-35-4		< RL	< RL	8	30
cis-1,2-Dichloroethylene	156-59-2		< RL	< RL	8	30
trans-1,2-Dichloroethylene	156-60-5		< RL	< RL	8	30
1,2-Dichloropropane	78-87-5		< RL	< RL	8	35
cis-1,3-Dichloropropene	10061-01-5		< RL	< RL	8	34
trans-1,3-Dichloropropene	10061-02-6		< RL	< RL	8	34

Summary of Results

ESPL Environmental Consultants Corporation

Sample Name:			SV-1		Reporting	
PAL ID:			60419-06		Limits	
Compound	CAS #		ppbv	ug/m3	ppbv	ug/m3
Dichlorotetrafluoroethane	76-14-2		< RL	< RL	5	35
Ethylbenzene	100-41-2		8.8	38	7.5	33
4-Ethyltoluene	622-96-8		< RL	< RL	7.5	37
Heptane	142-82-5		615	2520	7.5	31
Hexachlorobutadiene	87-68-3		< RL	< RL	2.5	27
Hexane	110-54-3	D	1060	3736	7.5	26
Methyl ethyl ketone	78-93-3		< RL	< RL	13	37
Methyl isobutyl ketone	108-10-1		< RL	< RL	7.5	31
Methylene chloride	75-09-2		< RL	< RL	7.5	26
Methyl-t-butyl ether	1634-04-4		< RL	< RL	7.5	27
Styrene	100-42-5		< RL	< RL	7.5	32
1,1,2,2-Tetrachloroethane	79-34-5		< RL	< RL	5	34
Tetrachloroethylene	127-18-4		8.8	59	5	34
Toluene	108-88-3		34	126	7.5	28
1,1,2-Trichloro-1,2,2-trifluoroethane	76-13-1		< RL	< RL	2.5	19
1,2,4-Trichlorobenzene	120-82-1		< RL	< RL	2.5	19
1,1,1-Trichloroethane	71-55-6		< RL	< RL	5	27
1,1,2-Trichloroethane	79-00-5		< RL	< RL	5	27
Trichloroethylene	79-01-6		< RL	< RL	5	27
Trichlorofluoromethane	75-69-4		210	1179	5	28
1,2,4-Trimethylbenzene	95-63-6		7.5	37	7.5	37
1,3,5-Trimethylbenzene	108-67-8		< RL	< RL	7.5	37
2,2,4-Trimethylpentane	540-84-1	D	3330	15554	7.5	35
Vinyl chloride	75-01-04		< RL	< RL	13	32
m or p-Xylene	1330-20-7		17	75	7.5	33
o-Xylene	95-47-6		8.8	38	7.5	33

RL = Reporting Limit
D = Sample required dilution for this compound.

Analyst: J. Schmitt

Summary of Results

ESPL Environmental Consultants Corporation
106 West 32nd Street
New York, NY 10001
Att: Ray Kahn
Project: 26100

Report Date:	8/10/06
Job Number:	60419
Date Received:	8/1/06
Date Analyzed:	8/9/06
Data File:	80901
Summa ID:	3038

Analysis: Volatile Organic Compounds by EPA Method TO-15m

Sample Name:		OS-DP8		Reporting	
PAL ID:		60419-07		Limits	
Compound	CAS #	ppbv	ug/m3	ppbv	ug/m3
Acetone	67-64-1	< RL	< RL	13	30
Benzene	71-43-2	8.5	27	8	24
Bromodichloromethane	75-27-4	< RL	< RL	5	33
Bromoethene	593-60-2	< RL	< RL	8	33
Bromoform	75-25-2	< RL	< RL	3	26
Bromomethane	74-83-9	< RL	< RL	8	29
1,3-Butadiene	106-99-0	< RL	< RL	13	28
tert-Butyl alcohol	75-65-0	< RL	< RL	8	23
Carbon disulfide	75-15-0	< RL	< RL	8	23
Carbon tetrachloride	56-23-5	< RL	< RL	5	31
Chlorobenzene	108-90-7	< RL	< RL	8	35
Chloroethane	75-00-3	< RL	< RL	13	33
Chloroform	67-66-3	< RL	< RL	8	37
Chloromethane	74-87-3	< RL	< RL	13	26
3-Chloropropene	107-05-1	< RL	< RL	8	23
2-Chlorotoluene	95-49-8	< RL	< RL	5	26
Cyclohexane	110-82-7	774	2665	8	26
Dibromochloromethane	124-48-1	< RL	< RL	3	21
1,2-Dibromoethane	106-93-4	< RL	< RL	3	19
1,2-Dichlorobenzene	95-50-1	< RL	< RL	5	30
1,3-Dichlorobenzene	541-73-1	< RL	< RL	5	30
1,4-Dichlorobenzene	106-46-7	< RL	< RL	5	30
Dichlorodifluoromethane	75-71-8	< RL	< RL	8	37
1,1-Dichloroethane	75-34-3	< RL	< RL	8	30
1,2-Dichloroethane	107-06-2	8.5	34	8	30
1,1-Dichloroethylene	75-35-4	< RL	< RL	8	30
cis-1,2-Dichloroethylene	156-59-2	< RL	< RL	8	30
trans-1,2-Dichloroethylene	156-60-5	< RL	< RL	8	30
1,2-Dichloropropane	78-87-5	< RL	< RL	8	35
cis-1,3-Dichloropropene	10061-01-5	< RL	< RL	8	34
trans-1,3-Dichloropropene	10061-02-6	< RL	< RL	8	34

Summary of Results

ESPL Environmental Consultants Corporation

Sample Name:			OS-DP8		Reporting	
PAL ID:			60419-07		Limits	
Compound	CAS #		ppbv	ug/m3	ppbv	ug/m3
Dichlorotetrafluoroethane	76-14-2		< RL	< RL	5	35
Ethylbenzene	100-41-2		< RL	< RL	7.5	33
4-Ethyltoluene	622-96-8		< RL	< RL	7.5	37
Heptane	142-82-5	D	2210	9057	7.5	31
Hexachlorobutadiene	87-68-3		< RL	< RL	2.5	27
Hexane	110-54-3	D	5270	18573	7.5	26
Methyl ethyl ketone	78-93-3		< RL	< RL	13	37
Methyl isobutyl ketone	108-10-1		< RL	< RL	7.5	31
Methylene chloride	75-09-2		< RL	< RL	7.5	26
Methyl-t-butyl ether	1634-04-4		< RL	< RL	7.5	27
Styrene	100-42-5		< RL	< RL	7.5	32
1,1,2,2-Tetrachloroethane	79-34-5		< RL	< RL	5	34
Tetrachloroethylene	127-18-4		749	5076	5	34
Toluene	108-88-3		11	41	7.5	28
1,1,2-Trichloro-1,2,2-trifluoroethane	76-13-1		< RL	< RL	2.5	19
1,2,4-Trichlorobenzene	120-82-1		< RL	< RL	2.5	19
1,1,1-Trichloroethane	71-55-6		< RL	< RL	5	27
1,1,2-Trichloroethane	79-00-5		< RL	< RL	5	27
Trichloroethylene	79-01-6		< RL	< RL	5	27
Trichlorofluoromethane	75-69-4		18	101	5	28
1,2,4-Trimethylbenzene	95-63-6		29	144	7.5	37
1,3,5-Trimethylbenzene	108-67-8		< RL	< RL	7.5	37
2,2,4-Trimethylpentane	540-84-1	D,E	1188	5550	7.5	35
Vinyl chloride	75-01-04		< RL	< RL	13	32
m or p-Xylene	1330-20-7		< RL	< RL	7.5	33
o-Xylene	95-47-6		< RL	< RL	7.5	33

RL = Reporting Limit
D = Sample required dilution for this compound.

Analyst: J. Schmitt

Summary of Results

ESPL Environmental Consultants Corporation
106 West 32nd Street
New York, NY 10001
Att: Ray Kahn
Project: 26100

Report Date:	8/10/06
Job Number:	60419
Date Received:	8/1/06
Date Analyzed:	8/2/06
Data File:	80202
Summa ID:	3004

Analysis: Volatile Organic Compounds by EPA Method TO-15m

Sample Name:			OS-DP6		Reporting Limits	
PAL ID:			60419-08			
Compound	CAS #		ppbv	ug/m3	ppbv	ug/m3
Acetone	67-64-1	D	176	417	0.5	1
Benzene	71-43-2		0.84	2.7	0.3	1
Bromodichloromethane	75-27-4		< RL	< RL	0.2	1
Bromoethene	593-60-2		< RL	< RL	0.3	1
Bromoform	75-25-2		< RL	< RL	0.1	1
Bromomethane	74-83-9		< RL	< RL	0.3	1
1,3-Butadiene	106-99-0		3.4	7.5	0.5	1
tert-Butyl alcohol	75-65-0		8.3	25	0.3	1
Carbon disulfide	75-15-0	D	42	130	0.3	1
Carbon tetrachloride	56-23-5		< RL	< RL	0.2	1
Chlorobenzene	108-90-7		< RL	< RL	0.3	1
Chloroethane	75-00-3		< RL	< RL	0.5	1
Chloroform	67-66-3		24	115	0.3	1
Chloromethane	74-87-3		< RL	< RL	0.5	1
3-Chloropropene	107-05-1		< RL	< RL	0.3	1
2-Chlorotoluene	95-49-8		< RL	< RL	0.2	1
Cyclohexane	110-82-7		0.75	2.6	0.3	1
Dibromochloromethane	124-48-1		< RL	< RL	0.1	1
1,2-Dibromoethane	106-93-4		< RL	< RL	0.1	1
1,2-Dichlorobenzene	95-50-1		< RL	< RL	0.2	1
1,3-Dichlorobenzene	541-73-1		< RL	< RL	0.2	1
1,4-Dichlorobenzene	106-46-7		< RL	< RL	0.2	1
Dichlorodifluoromethane	75-71-8		0.78	3.9	0.3	1
1,1-Dichloroethane	75-34-3		< RL	< RL	0.3	1
1,2-Dichloroethane	107-06-2		< RL	< RL	0.3	1
1,1-Dichloroethylene	75-35-4		< RL	< RL	0.3	1
cis-1,2-Dichloroethylene	156-59-2		< RL	< RL	0.3	1
trans-1,2-Dichloroethylene	156-60-5		< RL	< RL	0.3	1
1,2-Dichloropropane	78-87-5		< RL	< RL	0.3	1
cis-1,3-Dichloropropene	10061-01-5		< RL	< RL	0.3	1
trans-1,3-Dichloropropene	10061-02-6		< RL	< RL	0.3	1

Summary of Results

ESPL Environmental Consultants Corporation

Sample Name:			OS-DP6		Reporting	
PAL ID:			60419-08		Limits	
Compound	CAS #		ppbv	ug/m3	ppbv	ug/m3
Dichlorotetrafluoroethane	76-14-2		< RL	< RL	0.2	1
Ethylbenzene	100-41-2		1.4	6.1	0.3	1
4-Ethyltoluene	622-96-8		1.1	5.2	0.3	1
Heptane	142-82-5		4.2	17	0.3	1
Hexachlorobutadiene	87-68-3		< RL	< RL	0.1	1
Hexane	110-54-3		7.8	28	0.3	1
Methyl ethyl ketone	78-93-3		5.9	18	0.5	1
Methyl isobutyl ketone	108-10-1		0.79	3.2	0.3	1
Methylene chloride	75-09-2		10	35	0.3	1
Methyl-t-butyl ether	1634-04-4		< RL	< RL	0.3	1
Styrene	100-42-5		< RL	< RL	0.3	1
1,1,2,2-Tetrachloroethane	79-34-5		< RL	< RL	0.2	1
Tetrachloroethylene	127-18-4	D	86	585	0.2	1
Toluene	108-88-3		6.1	23	0.3	1
1,1,2-Trichloro-1,2,2-trifluoroethane	76-13-1		0.11	0.84	0.1	1
1,2,4-Trichlorobenzene	120-82-1		< RL	< RL	0.1	1
1,1,1-Trichloroethane	71-55-6		0.20	1.1	0.2	1
1,1,2-Trichloroethane	79-00-5		< RL	< RL	0.2	1
Trichloroethylene	79-01-6		1.0	5.4	0.2	1
Trichlorofluoromethane	75-69-4		2.5	14	0.2	1
1,2,4-Trimethylbenzene	95-63-6		3.9	19	0.3	1
1,3,5-Trimethylbenzene	108-67-8		1.2	6.1	0.3	1
2,2,4-Trimethylpentane	540-84-1	D	748	3,491	0.3	1
Vinyl chloride	75-01-04		< RL	< RL	0.5	1
m or p-Xylene	1330-20-7		2.8	12	0.3	1
o-Xylene	95-47-6		2.2	9.7	0.3	1

RL = Reporting Limit
D = Sample required dilution for this compound.

Analyst: J. Schmitt

Summary of Results

ESPL Environmental Consultants Corporation
106 West 32nd Street
New York, NY 10001
Att: Ray Kahn
Project: 26100

Report Date:	8/10/06
Job Number:	60419
Date Received:	8/1/06
Date Analyzed:	8/2/06
Data File:	80211
Summa ID:	2071

Analysis: Volatile Organic Compounds by EPA Method TO-15m

Sample Name:			OS-DP4		Reporting	
PAL ID:			60419-09		Limits	
Compound	CAS #		ppbv	ug/m3	ppbv	ug/m3
Acetone	67-64-1	D	118	280	0.5	1
Benzene	71-43-2		3.9	12	0.3	1
Bromodichloromethane	75-27-4		< RL	< RL	0.2	1
Bromoethene	593-60-2		< RL	< RL	0.3	1
Bromoform	75-25-2		< RL	< RL	0.1	1
Bromomethane	74-83-9		< RL	< RL	0.3	1
1,3-Butadiene	106-99-0		1.7	3.8	0.5	1
tert-Butyl alcohol	75-65-0		7.1	22	0.3	1
Carbon disulfide	75-15-0		0.56	1.7	0.3	1
Carbon tetrachloride	56-23-5		< RL	< RL	0.2	1
Chlorobenzene	108-90-7		< RL	< RL	0.3	1
Chloroethane	75-00-3		< RL	< RL	0.5	1
Chloroform	67-66-3		0.31	1.5	0.3	1
Chloromethane	74-87-3		3.4	7.0	0.5	1
3-Chloropropene	107-05-1		< RL	< RL	0.3	1
2-Chlorotoluene	95-49-8		< RL	< RL	0.2	1
Cyclohexane	110-82-7		1.2	4.0	0.3	1
Dibromochloromethane	124-48-1		< RL	< RL	0.1	1
1,2-Dibromoethane	106-93-4		< RL	< RL	0.1	1
1,2-Dichlorobenzene	95-50-1		< RL	< RL	0.2	1
1,3-Dichlorobenzene	541-73-1		< RL	< RL	0.2	1
1,4-Dichlorobenzene	106-46-7		< RL	< RL	0.2	1
Dichlorodifluoromethane	75-71-8		0.60	3.0	0.3	1
1,1-Dichloroethane	75-34-3		< RL	< RL	0.3	1
1,2-Dichloroethane	107-06-2		< RL	< RL	0.3	1
1,1-Dichloroethylene	75-35-4		< RL	< RL	0.3	1
cis-1,2-Dichloroethylene	156-59-2		< RL	< RL	0.3	1
trans-1,2-Dichloroethylene	156-60-5		< RL	< RL	0.3	1
1,2-Dichloropropane	78-87-5		< RL	< RL	0.3	1
cis-1,3-Dichloropropene	10061-01-5		< RL	< RL	0.3	1
trans-1,3-Dichloropropene	10061-02-6		< RL	< RL	0.3	1

Summary of Results

ESPL Environmental Consultants Corporation

Sample Name:			OS-DP4		Reporting Limits	
PAL ID:			60419-09			
Compound	CAS #		ppbv	ug/m3	ppbv	ug/m3
Dichlorotetrafluoroethane	76-14-2		< RL	< RL	0.2	1
Ethylbenzene	100-41-2		4.9	21	0.3	1
4-Ethyltoluene	622-96-8		2.0	10	0.3	1
Heptane	142-82-5		2.3	9.3	0.3	1
Hexachlorobutadiene	87-68-3		< RL	< RL	0.1	1
Hexane	110-54-3		4.9	17	0.3	1
Methyl ethyl ketone	78-93-3		15	43	0.5	1
Methyl isobutyl ketone	108-10-1		0.78	3.2	0.3	1
Methylene chloride	75-09-2		0.76	2.6	0.3	1
Methyl-t-butyl ether	1634-04-4		< RL	< RL	0.3	1
Styrene	100-42-5		< RL	< RL	0.3	1
1,1,2,2-Tetrachloroethane	79-34-5		< RL	< RL	0.2	1
Tetrachloroethylene	127-18-4		8.6	58	0.2	1
Toluene	108-88-3		22	82	0.3	1
1,1,2-Trichloro-1,2,2-trifluoroethane	76-13-1		< RL	< RL	0.1	1
1,2,4-Trichlorobenzene	120-82-1		< RL	< RL	0.1	1
1,1,1-Trichloroethane	71-55-6		0.21	1.1	0.2	1
1,1,2-Trichloroethane	79-00-5		< RL	< RL	0.2	1
Trichloroethylene	79-01-6		0.41	2.2	0.2	1
Trichlorofluoromethane	75-69-4		4.1	23	0.2	1
1,2,4-Trimethylbenzene	95-63-6		6.8	33	0.3	1
1,3,5-Trimethylbenzene	108-67-8		1.7	8.2	0.3	1
2,2,4-Trimethylpentane	540-84-1	D,E	1325	6189	0.3	1
Vinyl chloride	75-01-04		< RL	< RL	0.5	1
m or p-Xylene	1330-20-7		9.0	39	0.3	1
o-Xylene	95-47-6		5.5	24	0.3	1

RL = Reporting Limit
D = Sample required dilution for this compound.
E = Estimate above calibration curve.

Analyst: J. Schmitt

Summary of Results

ESPL Environmental Consultants Corporation
106 West 32nd Street
New York, NY 10001
Att: Ray Kahn
Project: 26100

Report Date:	8/10/06
Job Number:	60419
Date Received:	8/1/06
Date Analyzed:	8/4/06
Data File:	80322
Summa ID:	2155

Analysis: Volatile Organic Compounds by EPA Method TO-15m

Sample Name:		OS-DP2		Reporting	
PAL ID:		60419-10		Limits	
Compound	CAS #	ppbv	ug/m3	ppbv	ug/m3
Acetone	67-64-1	< RL	< RL	0.5	1
Benzene	71-43-2	4.7	15	0.3	1
Bromodichloromethane	75-27-4	< RL	< RL	0.2	1
Bromoethene	593-60-2	< RL	< RL	0.3	1
Bromoform	75-25-2	< RL	< RL	0.1	1
Bromomethane	74-83-9	< RL	< RL	0.3	1
1,3-Butadiene	106-99-0	5.3	12	0.5	1
tert-Butyl alcohol	75-65-0	4.9	15	0.3	1
Carbon disulfide	75-15-0	0.70	2.2	0.3	1
Carbon tetrachloride	56-23-5	< RL	< RL	0.2	1
Chlorobenzene	108-90-7	< RL	< RL	0.3	1
Chloroethane	75-00-3	< RL	< RL	0.5	1
Chloroform	67-66-3	< RL	< RL	0.3	1
Chloromethane	74-87-3	< RL	< RL	0.5	1
3-Chloropropene	107-05-1	< RL	< RL	0.3	1
2-Chlorotoluene	95-49-8	< RL	< RL	0.2	1
Cyclohexane	110-82-7	24	82	0.3	1
Dibromochloromethane	124-48-1	< RL	< RL	0.1	1
1,2-Dibromoethane	106-93-4	< RL	< RL	0.1	1
1,2-Dichlorobenzene	95-50-1	< RL	< RL	0.2	1
1,3-Dichlorobenzene	541-73-1	< RL	< RL	0.2	1
1,4-Dichlorobenzene	106-46-7	< RL	< RL	0.2	1
Dichlorodifluoromethane	75-71-8	2.7	13	0.3	1
1,1-Dichloroethane	75-34-3	< RL	< RL	0.3	1
1,2-Dichloroethane	107-06-2	< RL	< RL	0.3	1
1,1-Dichloroethylene	75-35-4	< RL	< RL	0.3	1
cis-1,2-Dichloroethylene	156-59-2	< RL	< RL	0.3	1
trans-1,2-Dichloroethylene	156-60-5	< RL	< RL	0.3	1
1,2-Dichloropropane	78-87-5	< RL	< RL	0.3	1
cis-1,3-Dichloropropene	10061-01-5	< RL	< RL	0.3	1
trans-1,3-Dichloropropene	10061-02-6	< RL	< RL	0.3	1

Summary of Results

ESPL Environmental Consultants Corporation

Sample Name:			OS-DP2		Reporting	
PAL ID:			60419-10		Limits	
Compound	CAS #		ppbv	ug/m3	ppbv	ug/m3
Dichlorotetrafluoroethane	76-14-2		< RL	< RL	0.2	1
Ethylbenzene	100-41-2		4.0	17	0.3	1
4-Ethyltoluene	622-96-8		1.9	9.4	0.3	1
Heptane	142-82-5		42	173	0.3	1
Hexachlorobutadiene	87-68-3		< RL	< RL	0.1	1
Hexane	110-54-3	D	139	490	0.3	1
Methyl ethyl ketone	78-93-3		8.9	26	0.5	1
Methyl isobutyl ketone	108-10-1		1.6	6.4	0.3	1
Methylene chloride	75-09-2		0.72	2.5	0.3	1
Methyl-t-butyl ether	1634-04-4		< RL	< RL	0.3	1
Styrene	100-42-5		< RL	< RL	0.3	1
1,1,2,2-Tetrachloroethane	79-34-5		< RL	< RL	0.2	1
Tetrachloroethylene	127-18-4		7.3	49	0.2	1
Toluene	108-88-3		21	78	0.3	1
1,1,2-Trichloro-1,2,2-trifluoroethane	76-13-1		0.21	1.6	0.1	1
1,2,4-Trichlorobenzene	120-82-1		< RL	< RL	0.1	1
1,1,1-Trichloroethane	71-55-6		1.1	5.8	0.2	1
1,1,2-Trichloroethane	79-00-5		< RL	< RL	0.2	1
Trichloroethylene	79-01-6		0.38	2.0	0.2	1
Trichlorofluoromethane	75-69-4		36	201	0.2	1
1,2,4-Trimethylbenzene	95-63-6		6.1	30	0.3	1
1,3,5-Trimethylbenzene	108-67-8		1.5	7.5	0.3	1
2,2,4-Trimethylpentane	540-84-1	D,E	1595	7449	0.3	1
Vinyl chloride	75-01-04		< RL	< RL	0.5	1
m or p-Xylene	1330-20-7		8.1	35	0.3	1
o-Xylene	95-47-6		4.5	20	0.3	1

RL = Reporting Limit
D = Sample required dilution for this compound.
E = Estimate above calibration curve.

Analyst: J. Schmitt

Summary of Results

ESPL Environmental Consultants Corporation
106 West 32nd Street
New York, NY 10001
Att: Ray Kahn
Project: 26100

Report Date:	8/10/06
Job Number:	60419
Date Received:	8/1/06
Date Analyzed:	8/9/06
Data File:	80903
Summa ID:	3037

Analysis: Volatile Organic Compounds by EPA Method TO-15m

Sample Name:		OS-DP7		Reporting	
PAL ID:		60419-11		Limits	
Compound	CAS #	ppbv	ug/m3	ppbv	ug/m3
Acetone	67-64-1	633	1504	13	30
Benzene	71-43-2	7.8	25	8	24
Bromodichloromethane	75-27-4	< RL	< RL	5	33
Bromoethene	593-60-2	< RL	< RL	8	33
Bromoform	75-25-2	< RL	< RL	3	26
Bromomethane	74-83-9	< RL	< RL	8	29
1,3-Butadiene	106-99-0	17	37	13	28
tert-Butyl alcohol	75-65-0	< RL	< RL	8	23
Carbon disulfide	75-15-0	< RL	< RL	8	23
Carbon tetrachloride	56-23-5	< RL	< RL	5	31
Chlorobenzene	108-90-7	< RL	< RL	8	35
Chloroethane	75-00-3	< RL	< RL	13	33
Chloroform	67-66-3	< RL	< RL	8	37
Chloromethane	74-87-3	< RL	< RL	13	26
3-Chloropropene	107-05-1	< RL	< RL	8	23
2-Chlorotoluene	95-49-8	< RL	< RL	5	26
Cyclohexane	110-82-7	81	279	8	26
Dibromochloromethane	124-48-1	< RL	< RL	3	21
1,2-Dibromoethane	106-93-4	< RL	< RL	3	19
1,2-Dichlorobenzene	95-50-1	< RL	< RL	5	30
1,3-Dichlorobenzene	541-73-1	< RL	< RL	5	30
1,4-Dichlorobenzene	106-46-7	< RL	< RL	5	30
Dichlorodifluoromethane	75-71-8	< RL	< RL	8	37
1,1-Dichloroethane	75-34-3	< RL	< RL	8	30
1,2-Dichloroethane	107-06-2	< RL	< RL	8	30
1,1-Dichloroethylene	75-35-4	< RL	< RL	8	30
cis-1,2-Dichloroethylene	156-59-2	< RL	< RL	8	30
trans-1,2-Dichloroethylene	156-60-5	< RL	< RL	8	30
1,2-Dichloropropane	78-87-5	< RL	< RL	8	35
cis-1,3-Dichloropropene	10061-01-5	< RL	< RL	8	34
trans-1,3-Dichloropropene	10061-02-6	< RL	< RL	8	34

Summary of Results

ESPL Environmental Consultants Corporation

Sample Name:			OS-DP7		Reporting	
PAL ID:			60419-11		Limits	
Compound	CAS #		ppbv	ug/m3	ppbv	ug/m3
Dichlorotetrafluoroethane	76-14-2		< RL	< RL	5	35
Ethylbenzene	100-41-2		14	59	7.5	33
4-Ethyltoluene	622-96-8		27	134	7.5	37
Heptane	142-82-5		363	1486	7.5	31
Hexachlorobutadiene	87-68-3		< RL	< RL	2.5	27
Hexane	110-54-3		191	671	7.5	26
Methyl ethyl ketone	78-93-3		51	149	13	37
Methyl isobutyl ketone	108-10-1		< RL	< RL	7.5	31
Methylene chloride	75-09-2		< RL	< RL	7.5	26
Methyl-t-butyl ether	1634-04-4		< RL	< RL	7.5	27
Styrene	100-42-5		< RL	< RL	7.5	32
1,1,2,2-Tetrachloroethane	79-34-5		< RL	< RL	5	34
Tetrachloroethylene	127-18-4		837	5672	5	34
Toluene	108-88-3		27	100	7.5	28
1,1,2-Trichloro-1,2,2-trifluoroethane	76-13-1		< RL	< RL	2.5	19
1,2,4-Trichlorobenzene	120-82-1		< RL	< RL	2.5	19
1,1,1-Trichloroethane	71-55-6		< RL	< RL	5	27
1,1,2-Trichloroethane	79-00-5		< RL	< RL	5	27
Trichloroethylene	79-01-6		7.5	40	5	27
Trichlorofluoromethane	75-69-4		< RL	< RL	5	28
1,2,4-Trimethylbenzene	95-63-6		69	340	7.5	37
1,3,5-Trimethylbenzene	108-67-8		46	226	7.5	37
2,2,4-Trimethylpentane	540-84-1	D	1690	7894	7.5	35
Vinyl chloride	75-01-04		< RL	< RL	13	32
m or p-Xylene	1330-20-7		114	495	7.5	33
o-Xylene	95-47-6		62.5	271	7.5	33

RL = Reporting Limit
D = Sample required dilution for this compound.

Analyst: J. Schmitt

Summary of Results

ESPL Environmental Consultants Corporation
106 West 32nd Street
New York, NY 10001
Att: Ray Kahn
Project: 26100

Report Date:	8/10/06
Job Number:	60419
Date Received:	8/1/06
Date Analyzed:	8/9/06, 8/7/06
Data File:	080905, 080705
Summa ID:	3026

Analysis: Volatile Organic Compounds by EPA Method TO-15m

Sample Name:			SV-3		Reporting	
PAL ID:			60419-12		Limits	
Compound	CAS #		ppbv	ug/m3	ppbv	ug/m3
Acetone	67-64-1		< RL	< RL	13	30
Benzene	71-43-2		44	141	8	24
Bromodichloromethane	75-27-4		< RL	< RL	5	33
Bromoethene	593-60-2		< RL	< RL	8	33
Bromoform	75-25-2		< RL	< RL	3	26
Bromomethane	74-83-9		< RL	< RL	8	29
1,3-Butadiene	106-99-0		< RL	< RL	13	28
tert-Butyl alcohol	75-65-0		< RL	< RL	8	23
Carbon disulfide	75-15-0		22	69	8	23
Carbon tetrachloride	56-23-5		< RL	< RL	5	31
Chlorobenzene	108-90-7		< RL	< RL	8	35
Chloroethane	75-00-3		< RL	< RL	13	33
Chloroform	67-66-3		< RL	< RL	8	37
Chloromethane	74-87-3		< RL	< RL	13	26
3-Chloropropene	107-05-1		< RL	< RL	8	23
2-Chlorotoluene	95-49-8		< RL	< RL	5	26
Cyclohexane	110-82-7	D	1380	4750	8	26
Dibromochloromethane	124-48-1		< RL	< RL	3	21
1,2-Dibromoethane	106-93-4		< RL	< RL	3	19
1,2-Dichlorobenzene	95-50-1		< RL	< RL	5	30
1,3-Dichlorobenzene	541-73-1		< RL	< RL	5	30
1,4-Dichlorobenzene	106-46-7		< RL	< RL	5	30
Dichlorodifluoromethane	75-71-8		< RL	< RL	8	37
1,1-Dichloroethane	75-34-3		< RL	< RL	8	30
1,2-Dichloroethane	107-06-2		< RL	< RL	8	30
1,1-Dichloroethylene	75-35-4		< RL	< RL	8	30
cis-1,2-Dichloroethylene	156-59-2		< RL	< RL	8	30
trans-1,2-Dichloroethylene	156-60-5		< RL	< RL	8	30
1,2-Dichloropropane	78-87-5		< RL	< RL	8	35
cis-1,3-Dichloropropene	10061-01-5		< RL	< RL	8	34
trans-1,3-Dichloropropene	10061-02-6		< RL	< RL	8	34

Summary of Results

ESPL Environmental Consultants Corporation

Sample Name:			SV-3		Reporting	
PAL ID:			60419-12		Limits	
Compound	CAS #		ppbv	ug/m3	ppbv	ug/m3
Dichlorotetrafluoroethane	76-14-2		< RL	< RL	5	35
Ethylbenzene	100-41-2		159	691	7.5	33
4-Ethyltoluene	622-96-8		15	71	7.5	37
Heptane	142-82-5	D,E	1055	4322	7.5	31
Hexachlorobutadiene	87-68-3		< RL	< RL	2.5	27
Hexane	110-54-3	D	1300	4582	7.5	26
Methyl ethyl ketone	78-93-3		< RL	< RL	13	37
Methyl isobutyl ketone	108-10-1		< RL	< RL	7.5	31
Methylene chloride	75-09-2		< RL	< RL	7.5	26
Methyl-t-butyl ether	1634-04-4		< RL	< RL	7.5	27
Styrene	100-42-5		< RL	< RL	7.5	32
1,1,2,2-Tetrachloroethane	79-34-5		< RL	< RL	5	34
Tetrachloroethylene	127-18-4		< RL	< RL	5	34
Toluene	108-88-3		742	2795	7.5	28
1,1,2-Trichloro-1,2,2-trifluoroethane	76-13-1		< RL	< RL	2.5	19
1,2,4-Trichlorobenzene	120-82-1		< RL	< RL	2.5	19
1,1,1-Trichloroethane	71-55-6		< RL	< RL	5	27
1,1,2-Trichloroethane	79-00-5		17	90	5	27
Trichloroethylene	79-01-6		< RL	< RL	5	27
Trichlorofluoromethane	75-69-4		< RL	< RL	5	28
1,2,4-Trimethylbenzene	95-63-6		32	157	7.5	37
1,3,5-Trimethylbenzene	108-67-8		14	69	7.5	37
2,2,4-Trimethylpentane	540-84-1	D	1380	6446	7.5	35
Vinyl chloride	75-01-04		< RL	< RL	13	32
m or p-Xylene	1330-20-7		406	1763	7.5	33
o-Xylene	95-47-6		137	593	7.5	33

RL = Reporting Limit
D = Sample required dilution for this compound.

Analyst: J. Schmitt

Summary of Results

ESPL Environmental Consultants Corporation		Report Date:	8/10/06
106 West 32nd Street		Job Number:	60419
New York, NY 10001		Date Received:	8/1/06
Att: Ray Kahn		Date Analyzed:	8/7/06
Project:	26100	Data File:	80712
		Summa ID:	3044

Analysis: Volatile Organic Compounds by EPA Method TO-15m

Sample Name:			SV4		Reporting	
PAL ID:			60419-13		Limits	
Compound	CAS #		ppbv	ug/m3	ppbv	ug/m3
Acetone	67-64-1	D	112	265	0.5	1
Benzene	71-43-2		3.6	12	0.3	1
Bromodichloromethane	75-27-4		< RL	< RL	0.2	1
Bromoethene	593-60-2		< RL	< RL	0.3	1
Bromoform	75-25-2		< RL	< RL	0.1	1
Bromomethane	74-83-9		< RL	< RL	0.3	1
1,3-Butadiene	106-99-0		< RL	< RL	0.5	1
tert-Butyl alcohol	75-65-0		4.7	14	0.3	1
Carbon disulfide	75-15-0		32	100	0.3	1
Carbon tetrachloride	56-23-5		0.23	1.4	0.2	1
Chlorobenzene	108-90-7		< RL	< RL	0.3	1
Chloroethane	75-00-3		< RL	< RL	0.5	1
Chloroform	67-66-3		< RL	< RL	0.3	1
Chloromethane	74-87-3		< RL	< RL	0.5	1
3-Chloropropene	107-05-1		< RL	< RL	0.3	1
2-Chlorotoluene	95-49-8		< RL	< RL	0.2	1
Cyclohexane	110-82-7		16	54	0.3	1
Dibromochloromethane	124-48-1		< RL	< RL	0.1	1
1,2-Dibromoethane	106-93-4		< RL	< RL	0.1	1
1,2-Dichlorobenzene	95-50-1	D	61	368	0.2	1
1,3-Dichlorobenzene	541-73-1	D	81	488	0.2	1
1,4-Dichlorobenzene	106-46-7	D	423	2542	0.2	1
Dichlorodifluoromethane	75-71-8		0.38	1.9	0.3	1
1,1-Dichloroethane	75-34-3		< RL	< RL	0.3	1
1,2-Dichloroethane	107-06-2		< RL	< RL	0.3	1
1,1-Dichloroethylene	75-35-4		< RL	< RL	0.3	1
cis-1,2-Dichloroethylene	156-59-2		< RL	< RL	0.3	1
trans-1,2-Dichloroethylene	156-60-5		< RL	< RL	0.3	1
1,2-Dichloropropane	78-87-5		< RL	< RL	0.3	1
cis-1,3-Dichloropropene	10061-01-5		< RL	< RL	0.3	1
trans-1,3-Dichloropropene	10061-02-6		< RL	< RL	0.3	1

Summary of Results

ESPL Environmental Consultants Corporation

Sample Name:			SV4		Reporting	
PAL ID:			60419-13		Limits	
Compound	CAS #		ppbv	ug/m3	ppbv	ug/m3
Dichlorotetrafluoroethane	76-14-2		< RL	< RL	0.2	1
Ethylbenzene	100-41-2		4.3	19	0.3	1
4-Ethyltoluene	622-96-8		2.0	9.7	0.3	1
Heptane	142-82-5		2.9	12	0.3	1
Hexachlorobutadiene	87-68-3		< RL	< RL	0.1	1
Hexane	110-54-3		7.4	26	0.3	1
Methyl ethyl ketone	78-93-3		5.6	16	0.5	1
Methyl isobutyl ketone	108-10-1		0.80	3.3	0.3	1
Methylene chloride	75-09-2		5.6	20	0.3	1
Methyl-t-butyl ether	1634-04-4		< RL	< RL	0.3	1
Styrene	100-42-5		0.57	< RL	0.3	1
1,1,2,2-Tetrachloroethane	79-34-5		< RL	< RL	0.2	1
Tetrachloroethylene	127-18-4		0.4	2.7	0.2	1
Toluene	108-88-3		33	125	0.3	1
1,1,2-Trichloro-1,2,2-trifluoroethane	76-13-1		< RL	< RL	0.1	1
1,2,4-Trichlorobenzene	120-82-1		< RL	< RL	0.1	1
1,1,1-Trichloroethane	71-55-6		< RL	< RL	0.2	1
1,1,2-Trichloroethane	79-00-5		< RL	< RL	0.2	1
Trichloroethylene	79-01-6		0.49	2.6	0.2	1
Trichlorofluoromethane	75-69-4		< RL	< RL	0.2	1
1,2,4-Trimethylbenzene	95-63-6		6.4	32	0.3	1
1,3,5-Trimethylbenzene	108-67-8		1.4	7.0	0.3	1
2,2,4-Trimethylpentane	540-84-1	D	179	837	0.3	1
Vinyl chloride	75-01-04		< RL	< RL	0.5	1
m or p-Xylene	1330-20-7		9.9	43	0.3	1
o-Xylene	95-47-6		4.1	18	0.3	1

RL = Reporting Limit
D = Sample required dilution for this compound.

Analyst: J. Schmitt

Summary of Results

ESPL Environmental Consultants Corporation		Report Date:	8/10/06
106 West 32nd Street		Job Number:	60419
New York, NY 10001		Date Received:	8/1/06
Att: Ray Kahn		Date Analyzed:	8/7/06
Project:	26100	Data File:	80714
		Summa ID:	2164

Analysis: Volatile Organic Compounds by EPA Method TO-15m

Sample Name:			SV2		Reporting	
PAL ID:			60419-14		Limits	
Compound	CAS #		ppbv	ug/m3	ppbv	ug/m3
Acetone	67-64-1	D	111	264	0.5	1
Benzene	71-43-2		21	67	0.3	1
Bromodichloromethane	75-27-4		< RL	< RL	0.2	1
Bromoethene	593-60-2		< RL	< RL	0.3	1
Bromoform	75-25-2		< RL	< RL	0.1	1
Bromomethane	74-83-9		< RL	< RL	0.3	1
1,3-Butadiene	106-99-0		< RL	< RL	0.5	1
tert-Butyl alcohol	75-65-0		8.4	25	0.3	1
Carbon disulfide	75-15-0		24	73	0.3	1
Carbon tetrachloride	56-23-5		< RL	< RL	0.2	1
Chlorobenzene	108-90-7		< RL	< RL	0.3	1
Chloroethane	75-00-3		4.2	11	0.5	1
Chloroform	67-66-3		0.51	2.5	0.3	1
Chloromethane	74-87-3		< RL	< RL	0.5	1
3-Chloropropene	107-05-1		< RL	< RL	0.3	1
2-Chlorotoluene	95-49-8		< RL	< RL	0.2	1
Cyclohexane	110-82-7		13	43	0.3	1
Dibromochloromethane	124-48-1		< RL	< RL	0.1	1
1,2-Dibromoethane	106-93-4		< RL	< RL	0.1	1
1,2-Dichlorobenzene	95-50-1		< RL	< RL	0.2	1
1,3-Dichlorobenzene	541-73-1		< RL	< RL	0.2	1
1,4-Dichlorobenzene	106-46-7		0.42	2.5	0.2	1
Dichlorodifluoromethane	75-71-8		0.52	2.6	0.3	1
1,1-Dichloroethane	75-34-3		< RL	< RL	0.3	1
1,2-Dichloroethane	107-06-2		0.71	2.9	0.3	1
1,1-Dichloroethylene	75-35-4		< RL	< RL	0.3	1
cis-1,2-Dichloroethylene	156-59-2		< RL	< RL	0.3	1
trans-1,2-Dichloroethylene	156-60-5		< RL	< RL	0.3	1
1,2-Dichloropropane	78-87-5		< RL	< RL	0.3	1
cis-1,3-Dichloropropene	10061-01-5		< RL	< RL	0.3	1
trans-1,3-Dichloropropene	10061-02-6		< RL	< RL	0.3	1

Summary of Results

ESPL Environmental Consultants Corporation

Sample Name:			SV2		Reporting	
PAL ID:			60419-14		Limits	
Compound	CAS #		ppbv	ug/m3	ppbv	ug/m3
Dichlorotetrafluoroethane	76-14-2		< RL	< RL	0.2	1
Ethylbenzene	100-41-2		39	168	0.3	1
4-Ethyltoluene	622-96-8		13	66	0.3	1
Heptane	142-82-5		32	131	0.3	1
Hexachlorobutadiene	87-68-3		< RL	< RL	0.1	1
Hexane	110-54-3		39	137	0.3	1
Methyl ethyl ketone	78-93-3		13	39	0.5	1
Methyl isobutyl ketone	108-10-1		2.0	8.3	0.3	1
Methylene chloride	75-09-2		6.6	22.9	0.3	1
Methyl-t-butyl ether	1634-04-4		< RL	< RL	0.3	1
Styrene	100-42-5		0.59	2.5	0.3	1
1,1,2,2-Tetrachloroethane	79-34-5		< RL	< RL	0.2	1
Tetrachloroethylene	127-18-4		0.60	4.1	0.2	1
Toluene	108-88-3	D	295	1113	0.3	1
1,1,2-Trichloro-1,2,2-trifluoroethane	76-13-1		< RL	< RL	0.1	1
1,2,4-Trichlorobenzene	120-82-1		< RL	< RL	0.1	1
1,1,1-Trichloroethane	71-55-6		< RL	< RL	0.2	1
1,1,2-Trichloroethane	79-00-5		< RL	< RL	0.2	1
Trichloroethylene	79-01-6		0.42	2.3	0.2	1
Trichlorofluoromethane	75-69-4		16	89	0.2	1
1,2,4-Trimethylbenzene	95-63-6		24	120	0.3	1
1,3,5-Trimethylbenzene	108-67-8		5.3	26	0.3	1
2,2,4-Trimethylpentane	540-84-1	D,E	1095	5112	0.3	1
Vinyl chloride	75-01-04		< RL	< RL	0.5	1
m or p-Xylene	1330-20-7		37	160	0.3	1
o-Xylene	95-47-6		32	137	0.3	1

RL = Reporting Limit
D = Sample required dilution for this compound.

Analyst: J. Schmitt

Summary of Results

ESPL Environmental Consultants Corporation
106 West 32nd Street
New York, NY 10001
Att: Ray Kahn
Project: 26100

Report Date:	8/10/06
Job Number:	60419
Date Received:	8/1/06
Date Analyzed:	8/2/06
Data File:	80214
Summa ID:	2159

Analysis: Volatile Organic Compounds by EPA Method TO-15m

Sample Name:			SV6		Reporting	
PAL ID:			60419-15		Limits	
Compound	CAS #		ppbv	ug/m3	ppbv	ug/m3
Acetone	67-64-1	D	142	338	0.5	1
Benzene	71-43-2		3.5	11	0.3	1
Bromodichloromethane	75-27-4		< RL	< RL	0.2	1
Bromoethene	593-60-2		< RL	< RL	0.3	1
Bromoform	75-25-2		< RL	< RL	0.1	1
Bromomethane	74-83-9		< RL	< RL	0.3	1
1,3-Butadiene	106-99-0		5.7	13	0.5	1
tert-Butyl alcohol	75-65-0		16	48	0.3	1
Carbon disulfide	75-15-0		30	93	0.3	1
Carbon tetrachloride	56-23-5		< RL	< RL	0.2	1
Chlorobenzene	108-90-7		< RL	< RL	0.3	1
Chloroethane	75-00-3		< RL	< RL	0.5	1
Chloroform	67-66-3		0.41	2.0	0.3	1
Chloromethane	74-87-3		< RL	< RL	0.5	1
3-Chloropropene	107-05-1		< RL	< RL	0.3	1
2-Chlorotoluene	95-49-8		< RL	< RL	0.2	1
Cyclohexane	110-82-7		5.2	18	0.3	1
Dibromochloromethane	124-48-1		< RL	< RL	0.1	1
1,2-Dibromoethane	106-93-4		< RL	< RL	0.1	1
1,2-Dichlorobenzene	95-50-1		< RL	< RL	0.2	1
1,3-Dichlorobenzene	541-73-1		< RL	< RL	0.2	1
1,4-Dichlorobenzene	106-46-7		< RL	< RL	0.2	1
Dichlorodifluoromethane	75-71-8		0.38	1.9	0.3	1
1,1-Dichloroethane	75-34-3		< RL	< RL	0.3	1
1,2-Dichloroethane	107-06-2		< RL	< RL	0.3	1
1,1-Dichloroethylene	75-35-4		< RL	< RL	0.3	1
cis-1,2-Dichloroethylene	156-59-2		< RL	< RL	0.3	1
trans-1,2-Dichloroethylene	156-60-5		< RL	< RL	0.3	1
1,2-Dichloropropane	78-87-5		< RL	< RL	0.3	1
cis-1,3-Dichloropropene	10061-01-5		< RL	< RL	0.3	1
trans-1,3-Dichloropropene	10061-02-6		< RL	< RL	0.3	1

Summary of Results

ESPL Environmental Consultants Corporation

Sample Name:			SV6		Reporting	
PAL ID:			60419-15		Limits	
Compound		CAS #	ppbv	ug/m3	ppbv	ug/m3
Dichlorotetrafluoroethane		76-14-2	< RL	< RL	0.2	1
Ethylbenzene		100-41-2	4.0	17	0.3	1
4-Ethyltoluene		622-96-8	1.8	8.7	0.3	1
Heptane		142-82-5	< RL	< RL	0.3	1
Hexachlorobutadiene		87-68-3	< RL	< RL	0.1	1
Hexane		110-54-3	3.9	14	0.3	1
Methyl ethyl ketone		78-93-3	18	52	0.5	1
Methyl isobutyl ketone		108-10-1	1.8	7.2	0.3	1
Methylene chloride		75-09-2	3.8	13	0.3	1
Methyl-t-butyl ether		1634-04-4	< RL	< RL	0.3	1
Styrene		100-42-5	< RL	< RL	0.3	1
1,1,2,2-Tetrachloroethane		79-34-5	< RL	< RL	0.2	1
Tetrachloroethylene		127-18-4	0.81	5.5	0.2	1
Toluene		108-88-3	17	63	0.3	1
1,1,2-Trichloro-1,2,2-trifluoroethane		76-13-1	< RL	< RL	0.1	1
1,2,4-Trichlorobenzene		120-82-1	< RL	< RL	0.1	1
1,1,1-Trichloroethane		71-55-6	< RL	< RL	0.2	1
1,1,2-Trichloroethane		79-00-5	< RL	< RL	0.2	1
Trichloroethylene		79-01-6	0.46	2.5	0.2	1
Trichlorofluoromethane		75-69-4	4.4	24	0.2	1
1,2,4-Trimethylbenzene		95-63-6	5.9	29	0.3	1
1,3,5-Trimethylbenzene		108-67-8	1.5	7.5	0.3	1
2,2,4-Trimethylpentane	D,E	540-84-1	1545	7217	0.3	1
Vinyl chloride		75-01-04	1.9	4.8	0.5	1
m or p-Xylene		1330-20-7	7.6	33	0.3	1
o-Xylene		95-47-6	4.7	21	0.3	1

RL = Reporting Limit
D = Sample required dilution for this compound.

Analyst: J. Schmitt

Summary of Results

ESPL Environmental Consultants Corporation		Report Date:	8/10/06
106 West 32nd Street		Job Number:	60419
New York, NY 10001		Date Received:	8/1/06
Att: Ray Kahn		Date Analyzed:	8/8/06
Project:	26100	Data File:	80716
		Summa ID:	3036

Analysis: Volatile Organic Compounds by EPA Method TO-15m

Sample Name:		SV7		Reporting	
PAL ID:		60419-16		Limits	
Compound	CAS #	ppbv	ug/m3	ppbv	ug/m3
Acetone	67-64-1	< RL	< RL	13	30
Benzene	71-43-2	< RL	< RL	8	24
Bromodichloromethane	75-27-4	< RL	< RL	5	33
Bromoethene	593-60-2	< RL	< RL	8	33
Bromoform	75-25-2	< RL	< RL	3	26
Bromomethane	74-83-9	< RL	< RL	8	29
1,3-Butadiene	106-99-0	< RL	< RL	13	28
tert-Butyl alcohol	75-65-0	< RL	< RL	8	23
Carbon disulfide	75-15-0	22	69	8	23
Carbon tetrachloride	56-23-5	< RL	< RL	5	31
Chlorobenzene	108-90-7	< RL	< RL	8	35
Chloroethane	75-00-3	< RL	< RL	13	33
Chloroform	67-66-3	< RL	< RL	8	37
Chloromethane	74-87-3	< RL	< RL	13	26
3-Chloropropene	107-05-1	< RL	< RL	8	23
2-Chlorotoluene	95-49-8	< RL	< RL	5	26
Cyclohexane	110-82-7	486	1674	8	26
Dibromochloromethane	124-48-1	< RL	< RL	3	21
1,2-Dibromoethane	106-93-4	< RL	< RL	3	19
1,2-Dichlorobenzene	95-50-1	< RL	< RL	5	30
1,3-Dichlorobenzene	541-73-1	< RL	< RL	5	30
1,4-Dichlorobenzene	106-46-7	< RL	< RL	5	30
Dichlorodifluoromethane	75-71-8	< RL	< RL	8	37
1,1-Dichloroethane	75-34-3	< RL	< RL	8	30
1,2-Dichloroethane	107-06-2	< RL	< RL	8	30
1,1-Dichloroethylene	75-35-4	< RL	< RL	8	30
cis-1,2-Dichloroethylene	156-59-2	< RL	< RL	8	30
trans-1,2-Dichloroethylene	156-60-5	< RL	< RL	8	30
1,2-Dichloropropane	78-87-5	< RL	< RL	8	35
cis-1,3-Dichloropropene	10061-01-5	< RL	< RL	8	34
trans-1,3-Dichloropropene	10061-02-6	< RL	< RL	8	34

Summary of Results

ESPL Environmental Consultants Corporation

Sample Name:			SV7		Reporting	
PAL ID:			60419-16		Limits	
Compound	CAS #		ppbv	ug/m3	ppbv	ug/m3
Dichlorotetrafluoroethane	76-14-2		< RL	< RL	5	35
Ethylbenzene	100-41-2		13	54	7.5	33
4-Ethyltoluene	622-96-8		< RL	< RL	7.5	37
Heptane	142-82-5		250	1024	7.5	31
Hexachlorobutadiene	87-68-3		< RL	< RL	2.5	27
Hexane	110-54-3		441	1554	7.5	26
Methyl ethyl ketone	78-93-3		< RL	< RL	13	37
Methyl isobutyl ketone	108-10-1		< RL	< RL	7.5	31
Methylene chloride	75-09-2		< RL	< RL	7.5	26
Methyl-t-butyl ether	1634-04-4		< RL	< RL	7.5	27
Styrene	100-42-5		< RL	< RL	7.5	32
1,1,2,2-Tetrachloroethane	79-34-5		< RL	< RL	5	34
Tetrachloroethylene	127-18-4		< RL	< RL	5	34
Toluene	108-88-3		29	108	7.5	28
1,1,2-Trichloro-1,2,2-trifluoroethane	76-13-1		< RL	< RL	2.5	19
1,2,4-Trichlorobenzene	120-82-1		< RL	< RL	2.5	19
1,1,1-Trichloroethane	71-55-6		< RL	< RL	5	27
1,1,2-Trichloroethane	79-00-5		< RL	< RL	5	27
Trichloroethylene	79-01-6		< RL	< RL	5	27
Trichlorofluoromethane	75-69-4		14	77	5	28
1,2,4-Trimethylbenzene	95-63-6		14	68	7.5	37
1,3,5-Trimethylbenzene	108-67-8		< RL	< RL	7.5	37
2,2,4-Trimethylpentane	540-84-1	D	1860	8688	7.5	35
Vinyl chloride	75-01-04		< RL	< RL	13	32
m or p-Xylene	1330-20-7		53	230	7.5	33
o-Xylene	95-47-6		24	104	7.5	33

RL = Reporting Limit
D = Sample required dilution for this compound.

Analyst: J. Schmitt

Quantitation Report (QT Reviewed)

Data Path : C:\MSDChem\1\DATA\Aug06\
Data File : 080701.D
Acq On : 07 Aug 06 13:14
Operator : .
Sample : 60419-01 x 25 dil.
Misc : .
ALS Vial : 1 Sample Multiplier: 1

Quant Time: Aug 07 14:43:59 2006
Quant Method : C:\MSDCHEM\1\METHODS\PAL0726.M
Quant Title : TO-15
QLast Update : Mon Aug 07 10:49:25 2006
Response via : Initial Calibration

Internal Standards	R.T.	QIon	Response	Conc	Units	Dev(Min)
1) Bromochloromethane_(IS)	9.17	130	27134	10.00	ppbV	-0.01
25) Difluorobenzene,_1,4-_(IS)	11.36	114	135935	10.00	ppbV	-0.01
40) Chlorobenzene,_d-5__(IS)	16.75	117	114445	10.00	ppbV	0.00
System Monitoring Compounds						
52) Bromofluorobenzene_(tune_s	18.93	95	76321	10.95	ppbV	0.00
Spiked Amount 10.000	Range 75 - 125		Recovery = 109.50%			
Target Compounds						Qvalue
10) Acetone	5.79	43	81293	7.15	ppbV	97
23) Hexane	9.22	57	29035	1.65	ppbV	99
30) Cyclohexane	11.26	56	18647	0.89	ppbV	97
34) Trimethylpentane,_2,2,4-	12.23	57	2477164	106.63	ppbV #	80
35) Heptane	12.54	43	74141	3.40	ppbV	100
41) Toluene	14.43	91	45222	1.03	ppbV	98
44) Tetrachloroethylene	15.89	166	16767	1.07	ppbV	95
46) Ethylbenzene	17.32	91	18982	0.37	ppbV	98
47) Xylene,_m_&_p-	17.56	91	264066	3.29	ppbV	98
51) Xylene,_o-	18.25	91	79978	1.91	ppbV	99
54) Ethyltoluene,_4-	20.19	105	60780	1.21	ppbV	98
55) Trimethylbenzene,_1,3,5-	20.33	105	91836	2.09	ppbV	96
56) Trimethylbenzene,_1,2,4-	21.02	105	171055	4.05	ppbV	98

(#) = qualifier out of range (m) = manual integration (+) = signals summed

Quantitation Report (QT Reviewed)

Data Path : C:\MSDChem\1\DATA\Aug06\
Data File : 080701.D
Acq On : 07 Aug 06 13:14
Operator : .
Sample : 60419-01 x 25 dil.
Misc : .
ALS Vial : 1 Sample Multiplier: 1

Quant Time: Aug 07 14:43:59 2006
Quant Method : C:\MSDCHEM\1\METHODS\PAL0726.M
Quant Title : TO-15
QLast Update : Mon Aug 07 10:49:25 2006
Response via : Initial Calibration

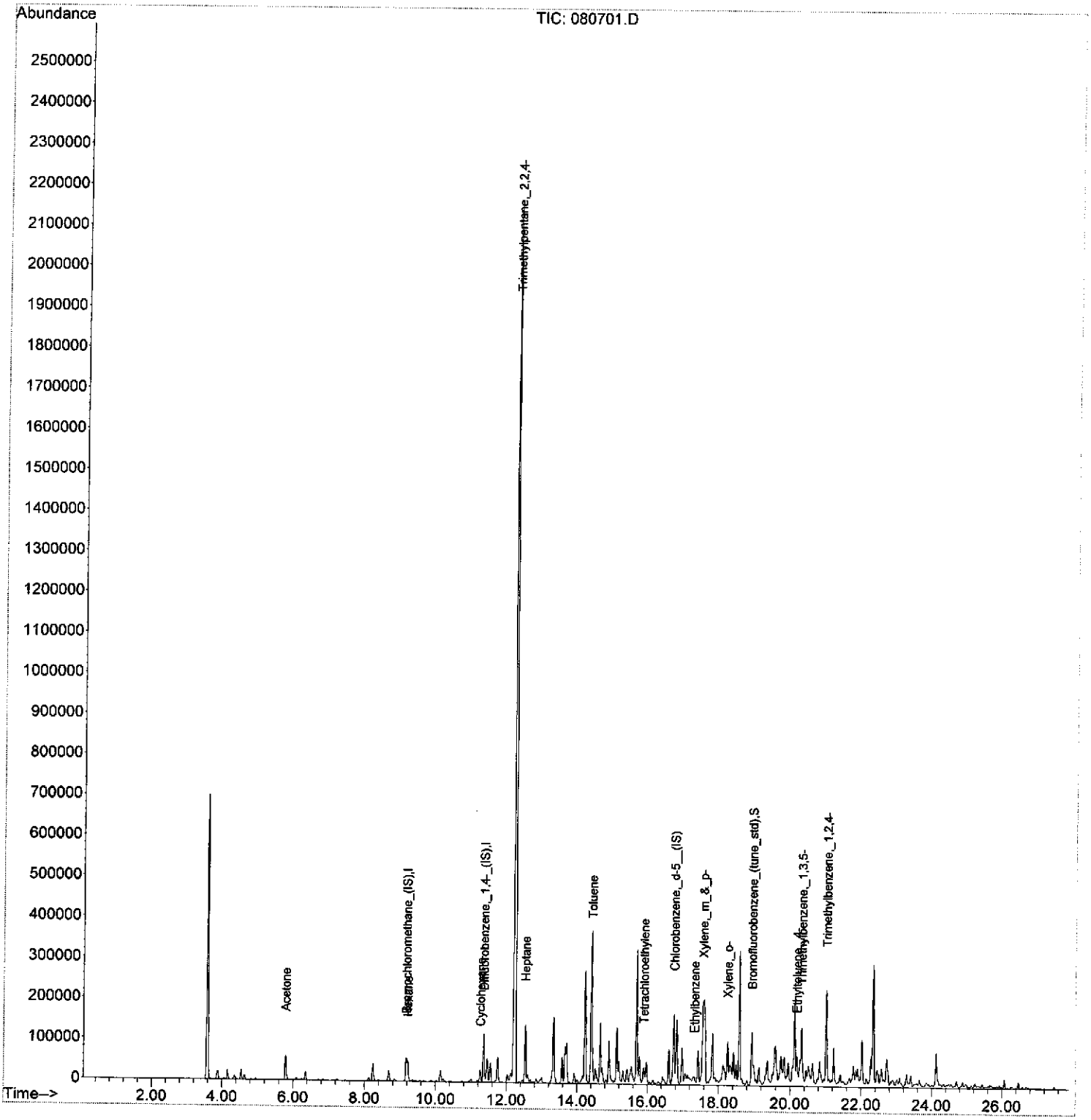

PAL0726.M Mon Aug 07 14:44:21 2006 S1

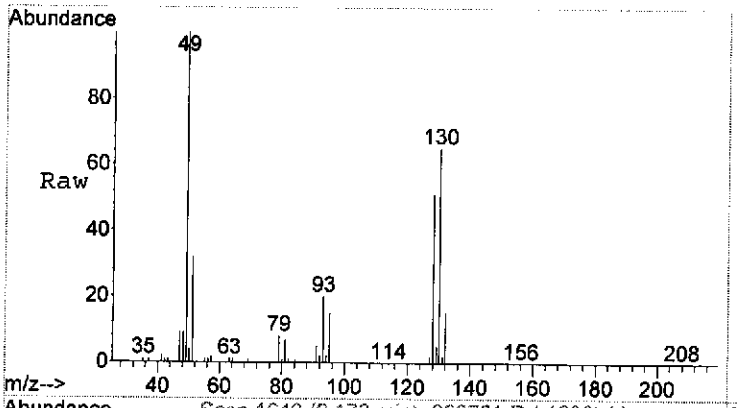

#1
Bromochloromethane_(IS)
Concen: 10.00 ppbV
RT: 9.17 min Scan# 1649
Delta R.T. -0.01 min
Lab File: 080701.D
Acq: 07 Aug 06 13:14

Tgt Ion:130 Resp: 27134

Ion	Ratio	Lower	Upper
130	100		
130	100.0	80.0	120.0
128	77.6	66.4	99.6

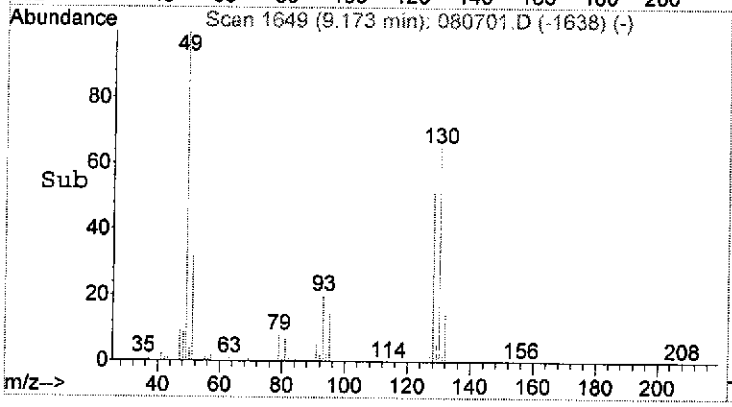

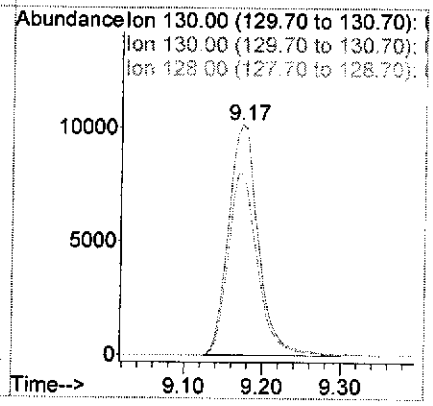

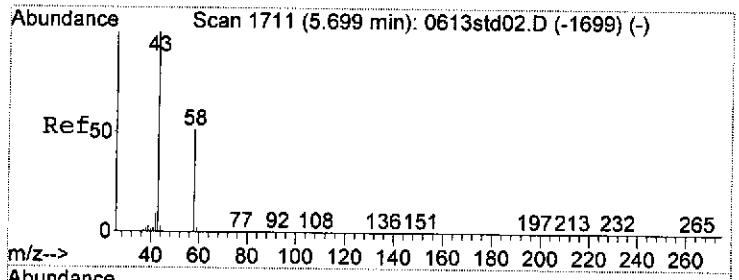





#10
Acetone
Concen: 7.15 ppbV
RT: 5.79 min Scan# 1038
Delta R.T. -0.02 min
Lab File: 080701.D
Acq: 07 Aug 06 13:14

Tgt Ion: 43 Resp: 81293

Ion	Ratio	Lower	Upper
43	100		
43	100.0	80.0	120.0
58	40.3	36.8	55.2

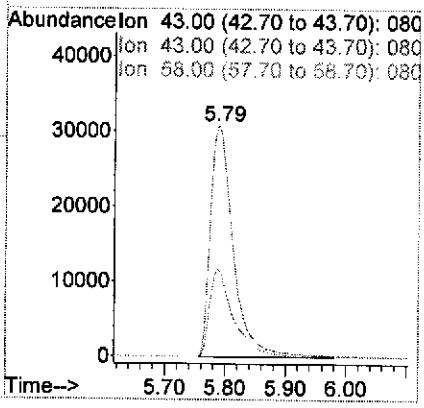

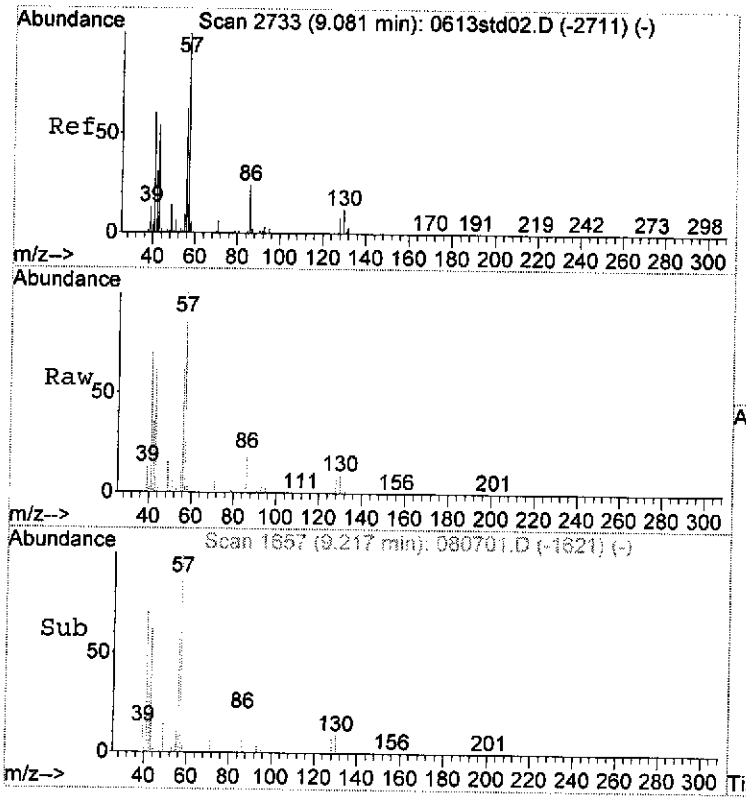

#23
Hexane
Concen: 1.65 ppbV
RT: 9.22 min Scan# 1657
Delta R.T. -0.00 min
Lab File: 080701.D
Acq: 07 Aug 06 13:14

Tgt Ion: 57 Resp: 29035

Ion	Ratio	Lower	Upper
57	100		
57	100.0	80.0	120.0
41	71.8	55.2	82.8

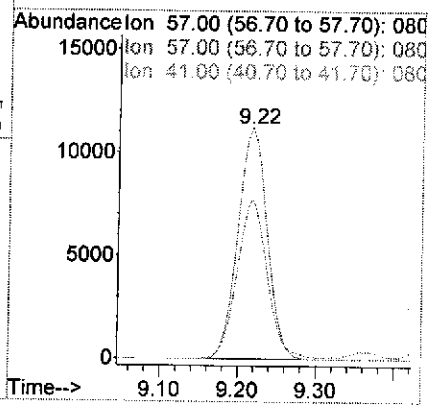

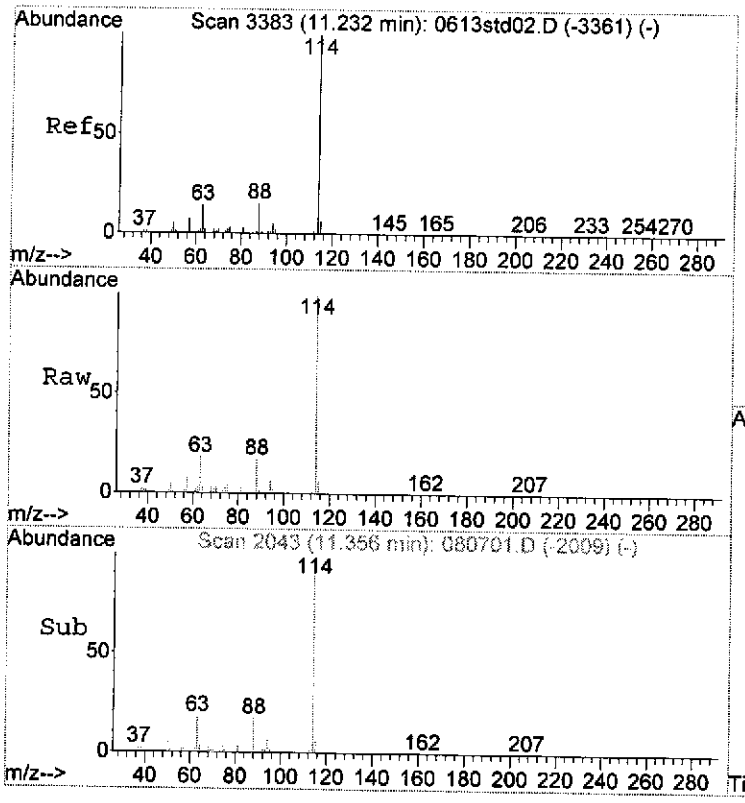

#25
Difluorobenzene,_1,4-_(IS)
Concen: 10.00 ppbV
RT: 11.36 min Scan# 2043
Delta R.T. -0.01 min
Lab File: 080701.D
Acq: 07 Aug 06 13:14

Tgt Ion:114 Resp: 135935

Ion	Ratio	Lower	Upper
114	100		
114	100.0	80.0	120.0
63	18.7	16.0	24.0

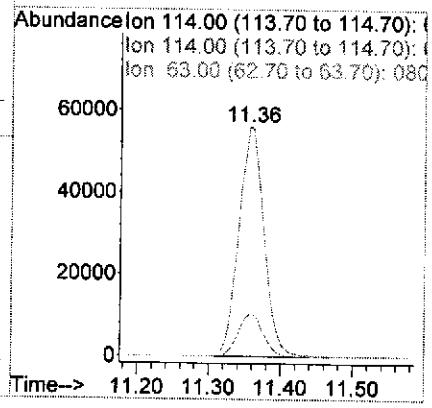

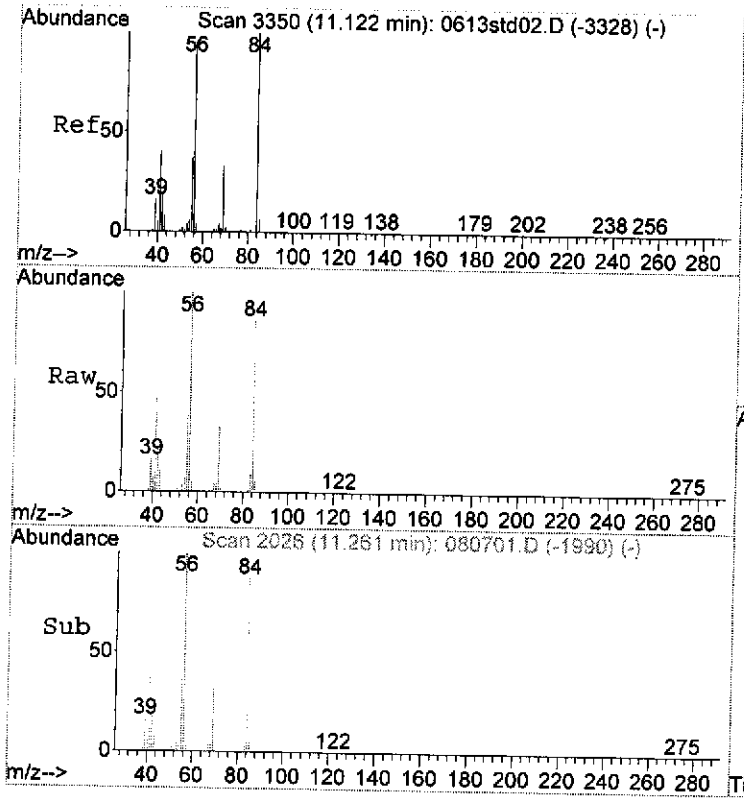

#30
Cyclohexane
Concen: 0.89 ppbV
RT: 11.26 min Scan# 2026
Delta R.T. -0.00 min
Lab File: 080701.D
Acq: 07 Aug 06 13:14

Tgt Ion: 56 Resp: 18647

Ion	Ratio	Lower	Upper
56	100		
56	100.0	80.0	120.0
84	90.7	68.0	102.0

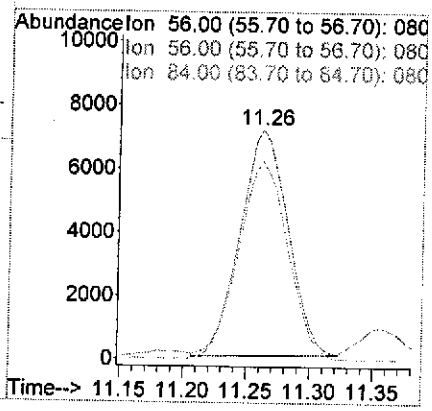

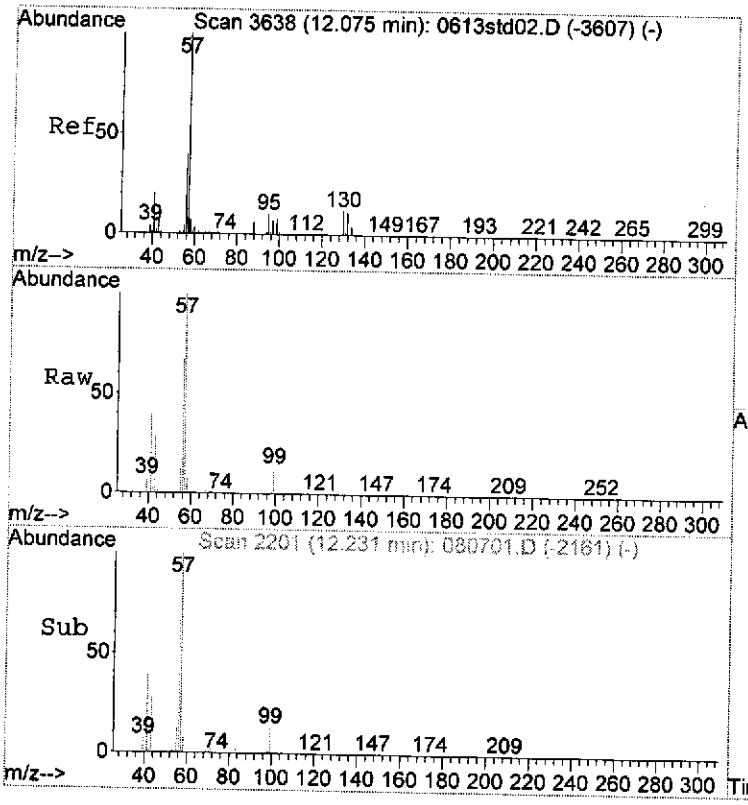

#34
Trimethylpentane,_2,2,4-
Concen: 106.63 ppbV
RT: 12.23 min Scan# 2201
Delta R.T. 0.02 min
Lab File: 080701.D
Acq: 07 Aug 06 13:14

Tgt Ion: 57 Resp: 2477164

Ion	Ratio	Lower	Upper
57	100		
57	100.0	80.0	120.0
56	0.0	34.4	51.6#

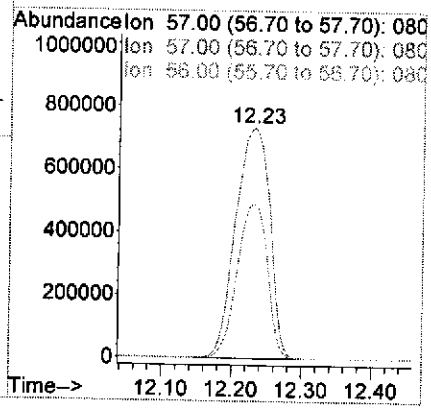

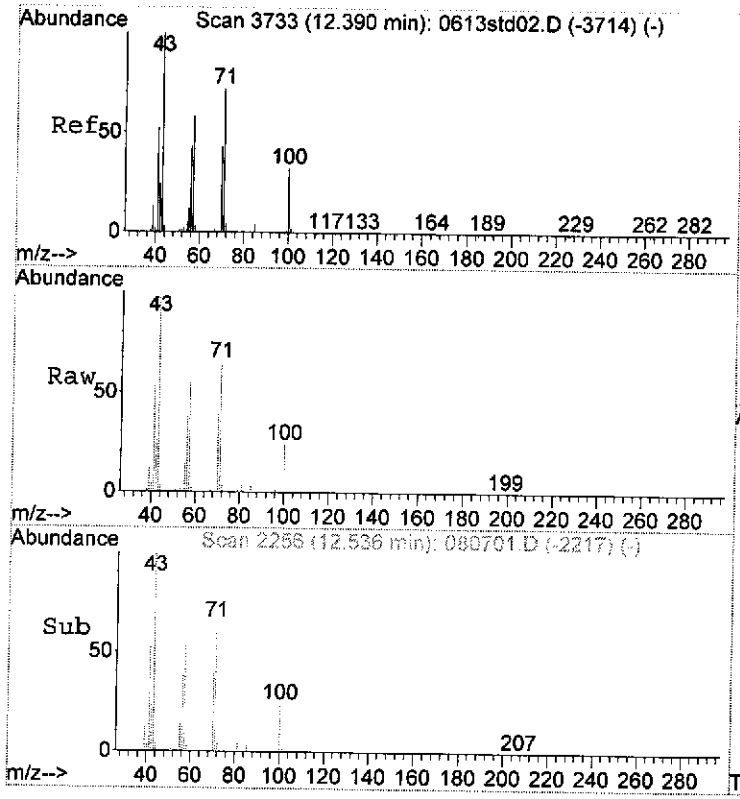

#35
Heptane
Concen: 3.40 ppbV
RT: 12.54 min Scan# 2256
Delta R.T. 0.01 min
Lab File: 080701.D
Acq: 07 Aug 06 13:14

Tgt Ion: 43 Resp: 74141

Ion	Ratio	Lower	Upper
43	100		
43	100.0	80.0	120.0
71	63.3	51.2	76.8

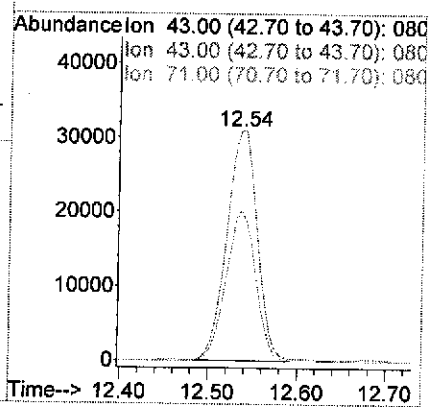

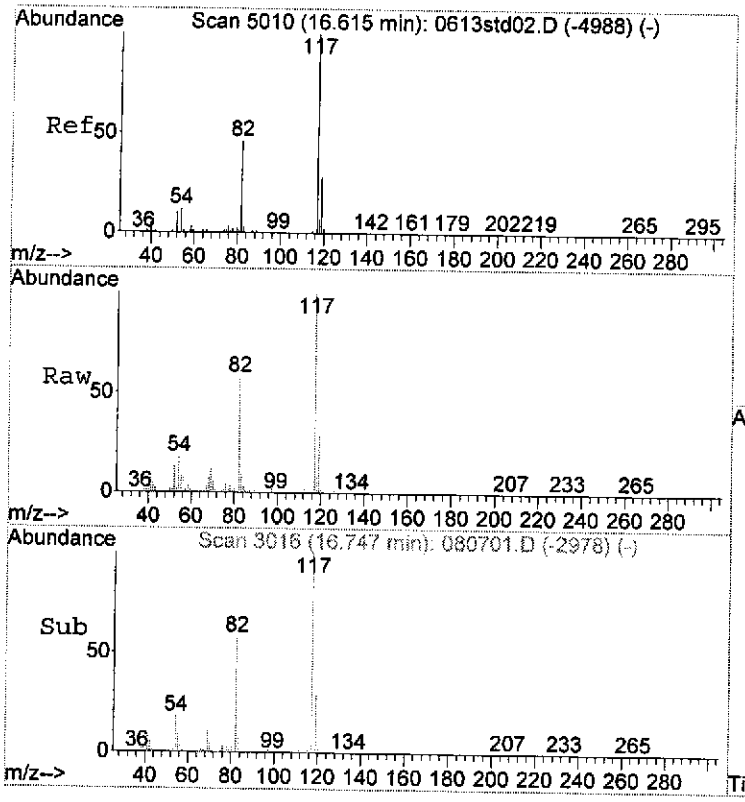

#40
Chlorobenzene, d-5 (IS)
Concen: 10.00 ppbV
RT: 16.75 min Scan# 3016
Delta R.T. 0.01 min
Lab File: 080701.D
Acq: 07 Aug 06 13:14

Tgt Ion:117 Resp: 114445

Ion	Ratio	Lower	Upper
117	100		
117	100.0	80.0	120.0
82	61.3	49.6	74.4

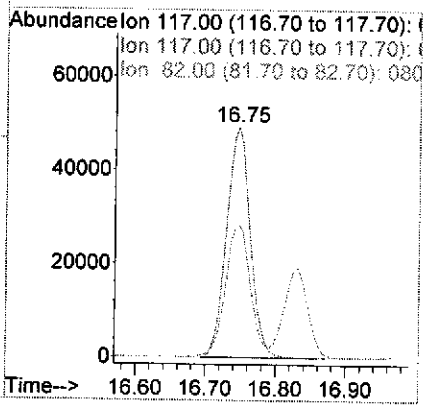

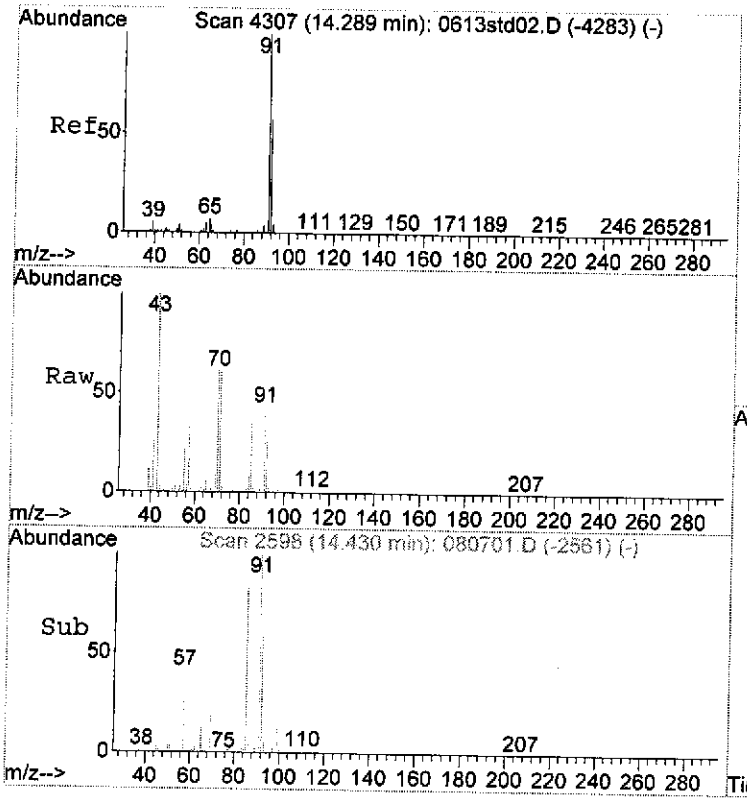

#41
Toluene
Concen: 1.03 ppbV
RT: 14.43 min Scan# 2598
Delta R.T. 0.01 min
Lab File: 080701.D
Acq: 07 Aug 06 13:14

Tgt Ion: 91 Resp: 45222

Ion	Ratio	Lower	Upper
91	100		
91	100.0	80.0	120.0
92	59.7	51.2	76.8

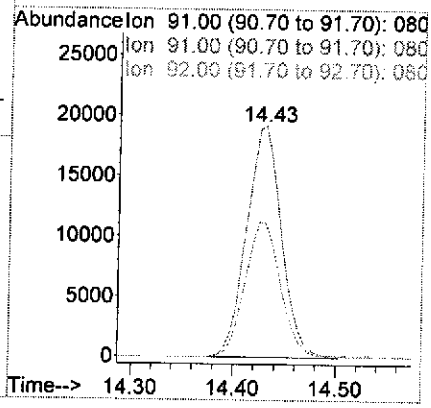

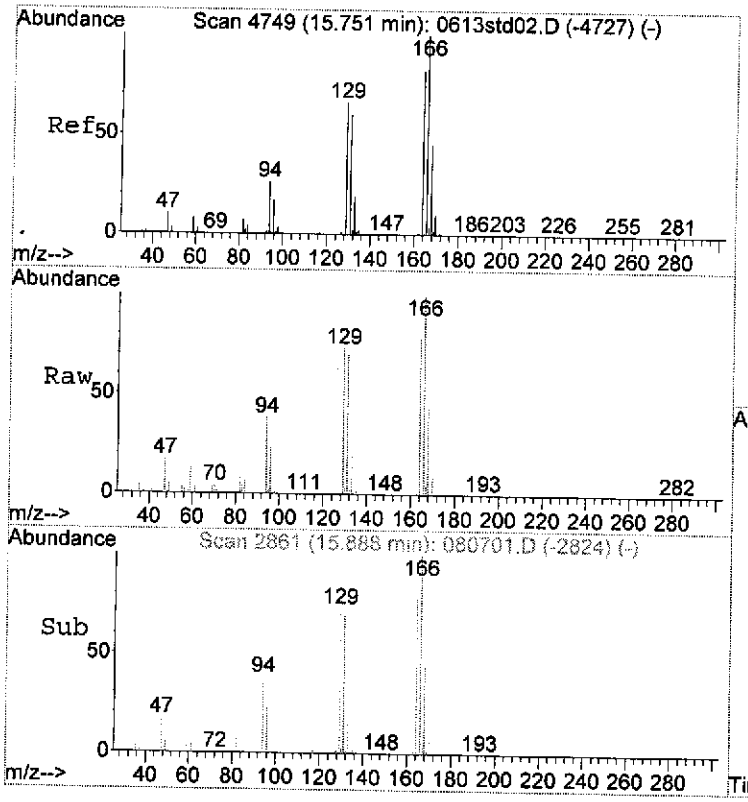

#44
Tetrachloroethylene
Concen: 1.07 ppbV
RT: 15.89 min Scan# 2861
Delta R.T. 0.00 min
Lab File: 080701.D
Acq: 07 Aug 06 13:14

Tgt Ion:166 Resp: 16767

Ion	Ratio	Lower	Upper
166	100		
166	100.0	80.0	120.0
164	80.4	72.8	109.2

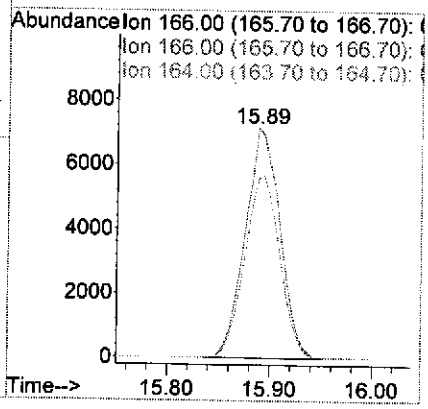

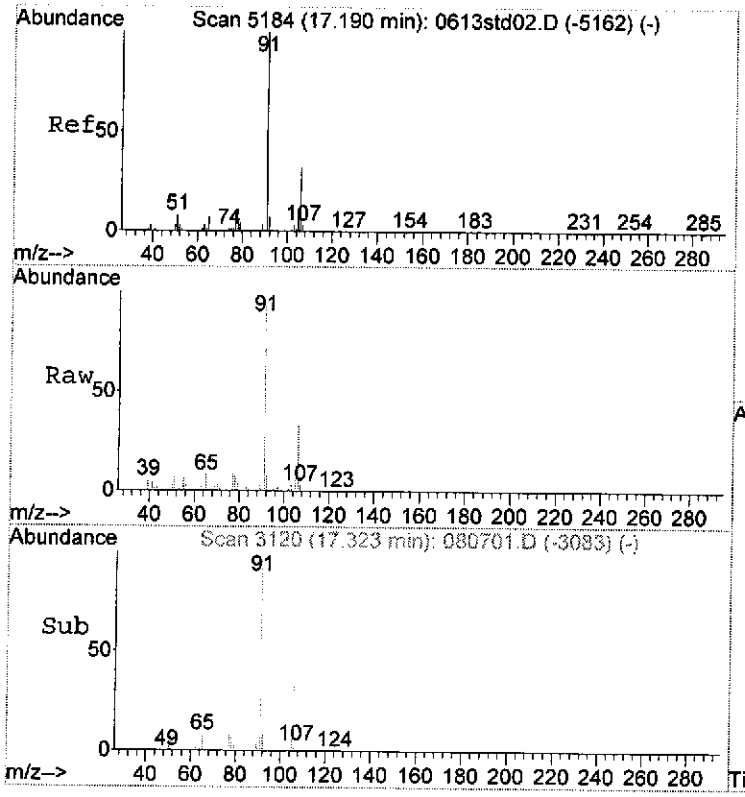

#46
Ethylbenzene
Concen: 0.37 ppbV
RT: 17.32 min Scan# 3120
Delta R.T. 0.01 min
Lab File: 080701.D
Acq: 07 Aug 06 13:14

Tgt Ion: 91 Resp: 18982

Ion	Ratio	Lower	Upper
91	100		
91	100.0	80.0	120.0
106	33.1	30.4	45.6

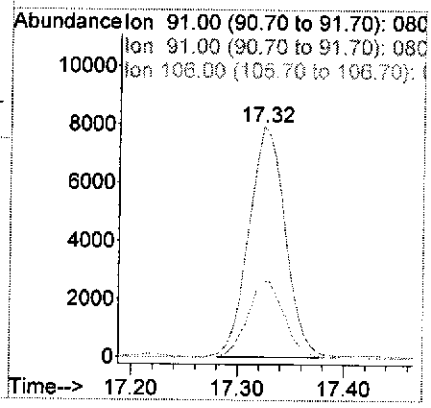

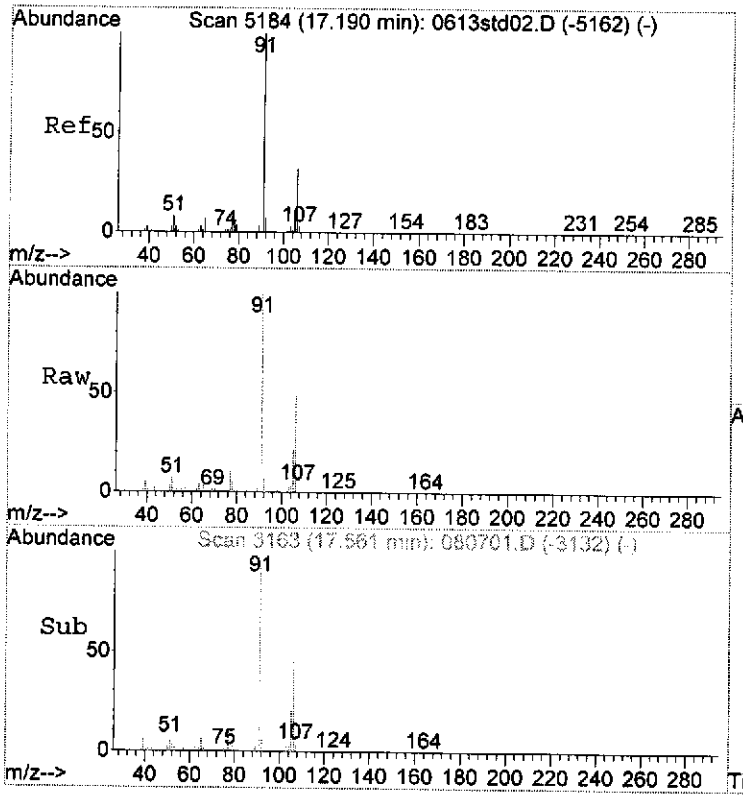

#47
Xylene,_m_&_p-
Concen: 3.29 ppbV
RT: 17.56 min Scan# 3163
Delta R.T. -0.03 min
Lab File: 080701.D
Acq: 07 Aug 06 13:14

Tgt Ion: 91 Resp: 264066

Ion	Ratio	Lower	Upper
91	100		
91	100.0	80.0	120.0
106	51.0	44.0	66.0

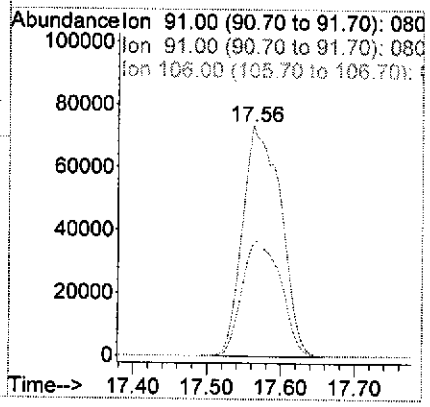

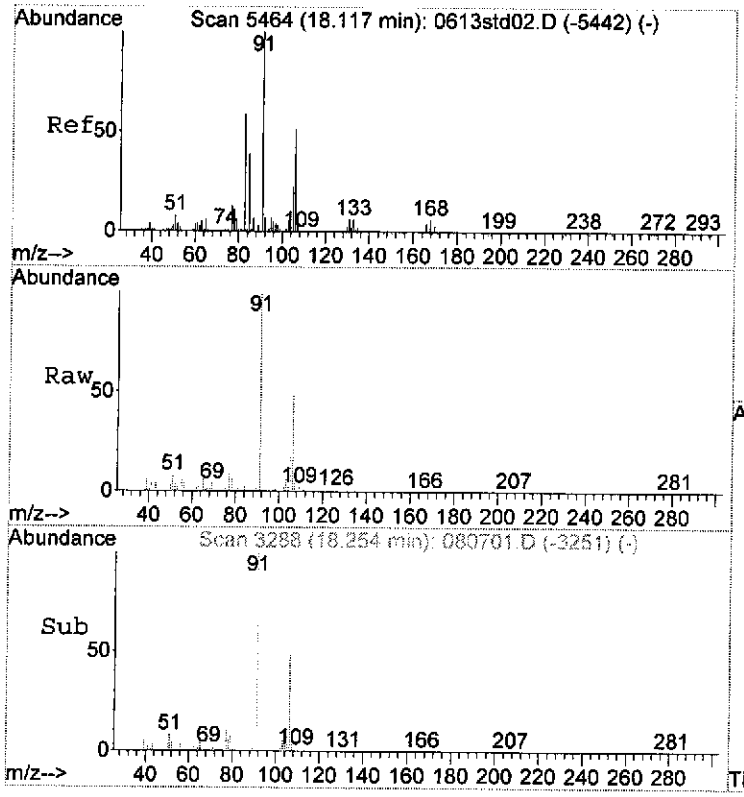

#51
Xylene,_o-
Concen: 1.91 ppbV
RT: 18.25 min Scan# 3288
Delta R.T. 0.01 min
Lab File: 080701.D
Acq: 07 Aug 06 13:14

Tgt Ion: 91 Resp: 79978

Ion	Ratio	Lower	Upper
91	100		
91	100.0	80.0	120.0
106	48.8	40.0	60.0

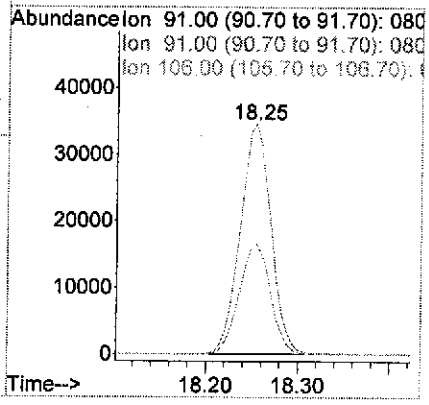

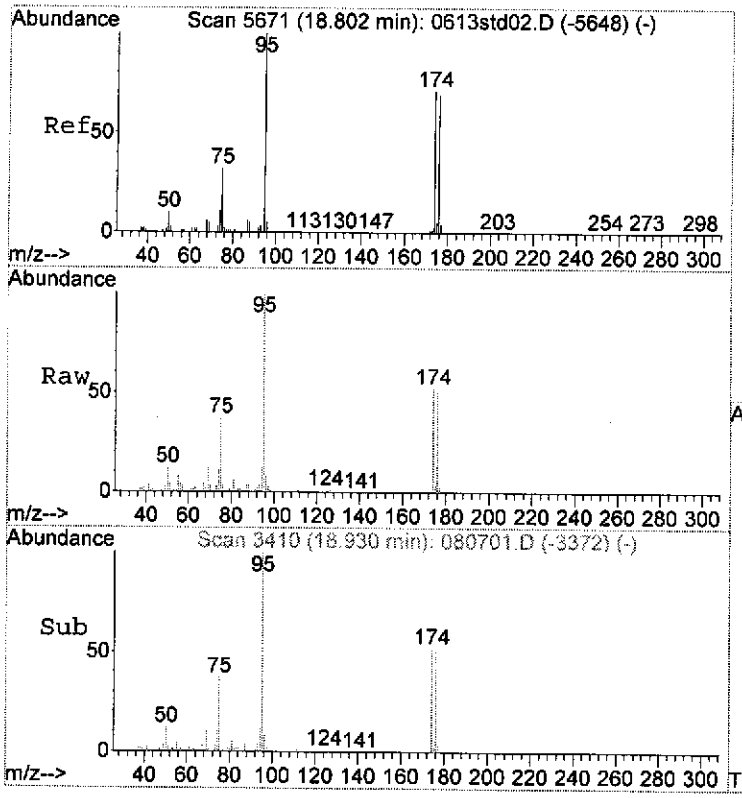

#52
Bromofluorobenzene_(tune_std)
Concen: 1.91 ppbV
RT: 18.93 min Scan# 3410
Delta R.T. 0.01 min
Lab File: 080701.D
Acq: 07 Aug 06 13:14

Tgt Ion: 95 Resp: 76321

Ion	Ratio	Lower	Upper
95	100		
95	100.0	80.0	120.0
174	50.4	47.2	70.8

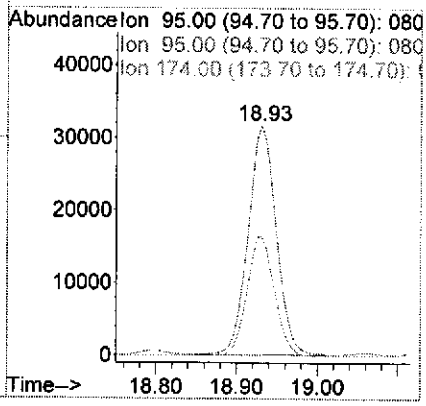



#54
Ethyltoluene,_4-
Concen: 1.21 ppbV
RT: 20.19 min Scan# 3637
Delta R.T. 0.01 min
Lab File: 080701.D
Acq: 07 Aug 06 13:14

Tgt Ion:105 Resp: 60780

Ion	Ratio	Lower	Upper
105	100		
105	100.0	80.0	120.0
120	31.2	28.0	42.0

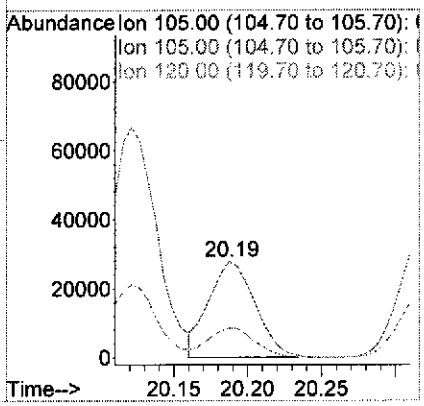

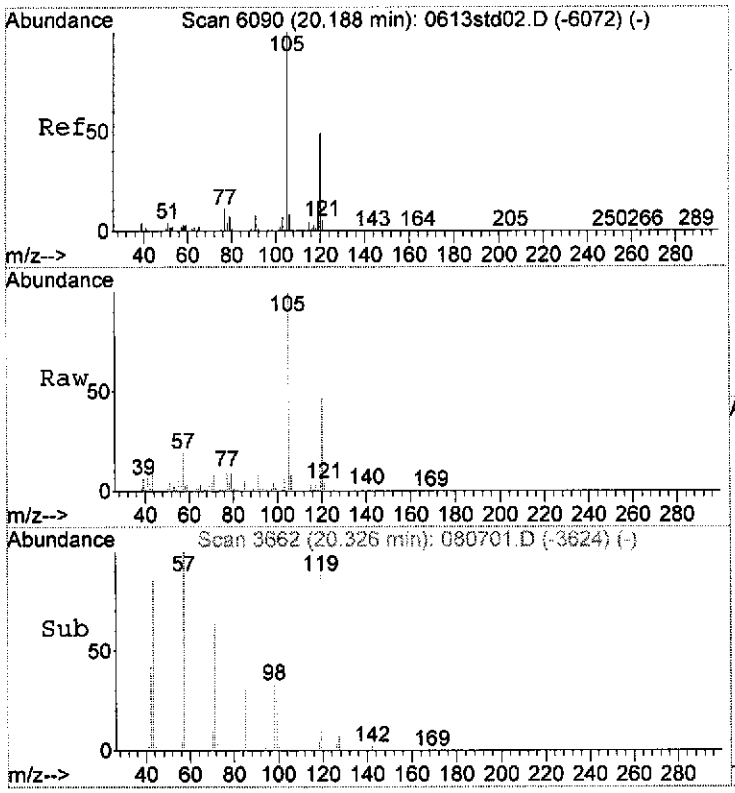

#55
Trimethylbenzene,_1,3,5-
Concen: 2.09 ppbV
RT: 20.33 min Scan# 3662
Delta R.T. 0.01 min
Lab File: 080701.D
Acq: 07 Aug 06 13:14

Tgt Ion:105 Resp: 91836

Ion	Ratio	Lower	Upper
105	100		
105	100.0	80.0	120.0
120	50.8	46.4	69.6

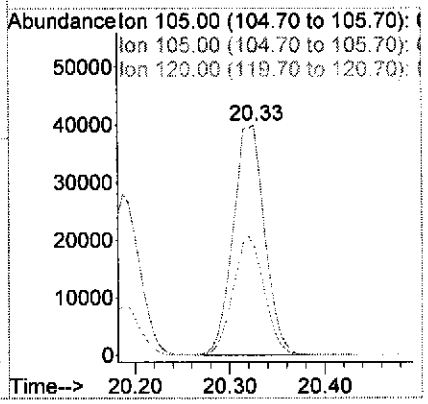

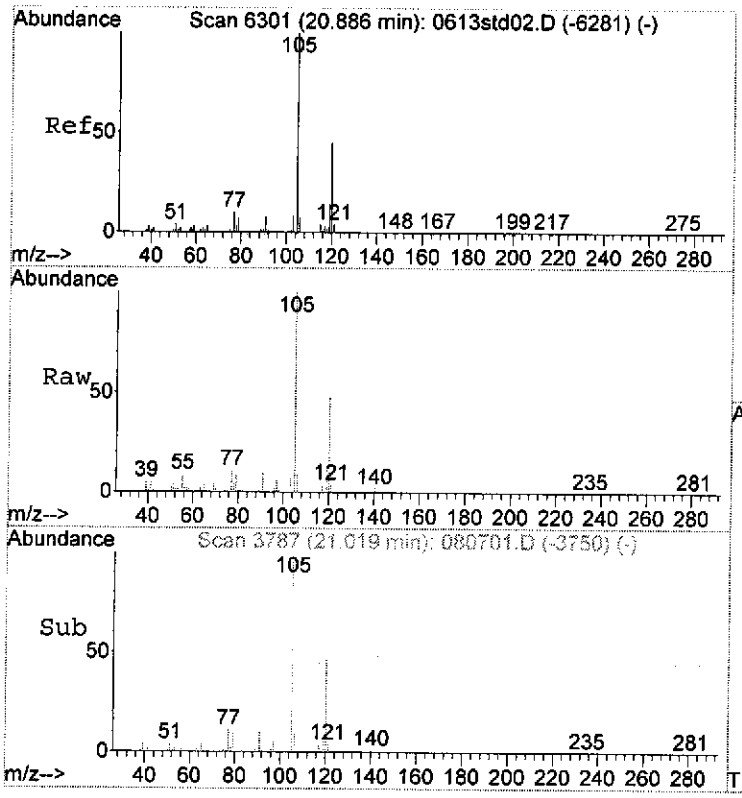

#56
Trimethylbenzene,_1,2,4-
Concen: 4.05 ppbV
RT: 21.02 min Scan# 3787
Delta R.T. 0.01 min
Lab File: 080701.D
Acq: 07 Aug 06 13:14

Tgt Ion:105 Resp: 171055

Ion	Ratio	Lower	Upper
105	100		
105	100.0	80.0	120.0
120	47.6	41.6	62.4

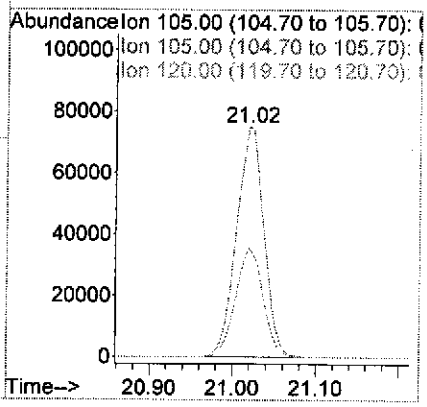

Quantitation Report (QT Reviewed)

Data Path : C:\MSDChem\1\DATA\Aug06\
Data File : 080217.D
Acq On : 03 Aug 2006 01:59
Operator : .
Sample : 60419-01 x 100 dil.
Misc : .
ALS Vial : 13 Sample Multiplier: 1

Quant Time: Aug 03 08:53:05 2006
Quant Method : C:\MSDCHEM\1\METHODS\PAL0726.M
Quant Title : TO-15
QLast Update : Tue Aug 01 10:35:23 2006
Response via : Initial Calibration

Internal Standards	R.T.	QIon	Response	Conc	Units	Dev(Min)
1) Bromochloromethane_(IS)	9.17	130	47715	10.00	ppbV	-0.02
25) Difluorobenzene,_1,4-_(IS)	11.35	114	252967	10.00	ppbV	-0.02
40) Chlorobenzene,_d-5__(IS)	16.74	117	221510	10.00	ppbV	0.00
System Monitoring Compounds						
52) Bromofluorobenzene_(tune_s	18.93	95	143292	10.62	ppbV	0.00
Spiked Amount 10.000	Range 75 - 125		Recovery = 106.20%			
Target Compounds						Qvalue
10) Acetone	5.78	43	168513	8.42	ppbV	99
23) Hexane	9.21	57	20930	0.67	ppbV	99
30) Cyclohexane	11.25	56	136543	3.52	ppbV	99
34) Trimethylpentane,_2,2,4-	12.21	57	991744	22.94	ppbV	99
35) Heptane	12.52	43	22505	0.55	ppbV	100
44) Tetrachloroethylene	15.88	166	7091	0.23	ppbV	94
47) Xylene,_m_&_p-	17.56	91	82038	0.53	ppbV	98
51) Xylene,_o-	18.25	91	26134	0.32	ppbV	99
55) Trimethylbenzene,_1,3,5-	20.32	105	27766	0.33	ppbV	95
56) Trimethylbenzene,_1,2,4-	21.01	105	52529	0.64	ppbV	97

(#) = qualifier out of range (m) = manual integration (+) = signals summed

Quantitation Report (QT Reviewed)

Data Path : C:\MSDChem\1\DATA\Aug06\
Data File : 080217.D
Acq On : 03 Aug 2006 01:59
Operator : .
Sample : 60419-01 x 100 dil.
Misc : .
ALS Vial : 13 Sample Multiplier: 1

Quant Time: Aug 03 08:53:05 2006
Quant Method : C:\MSDCHEM\1\METHODS\PAL0726.M
Quant Title : TO-15
QLast Update : Tue Aug 01 10:35:23 2006
Response via : Initial Calibration

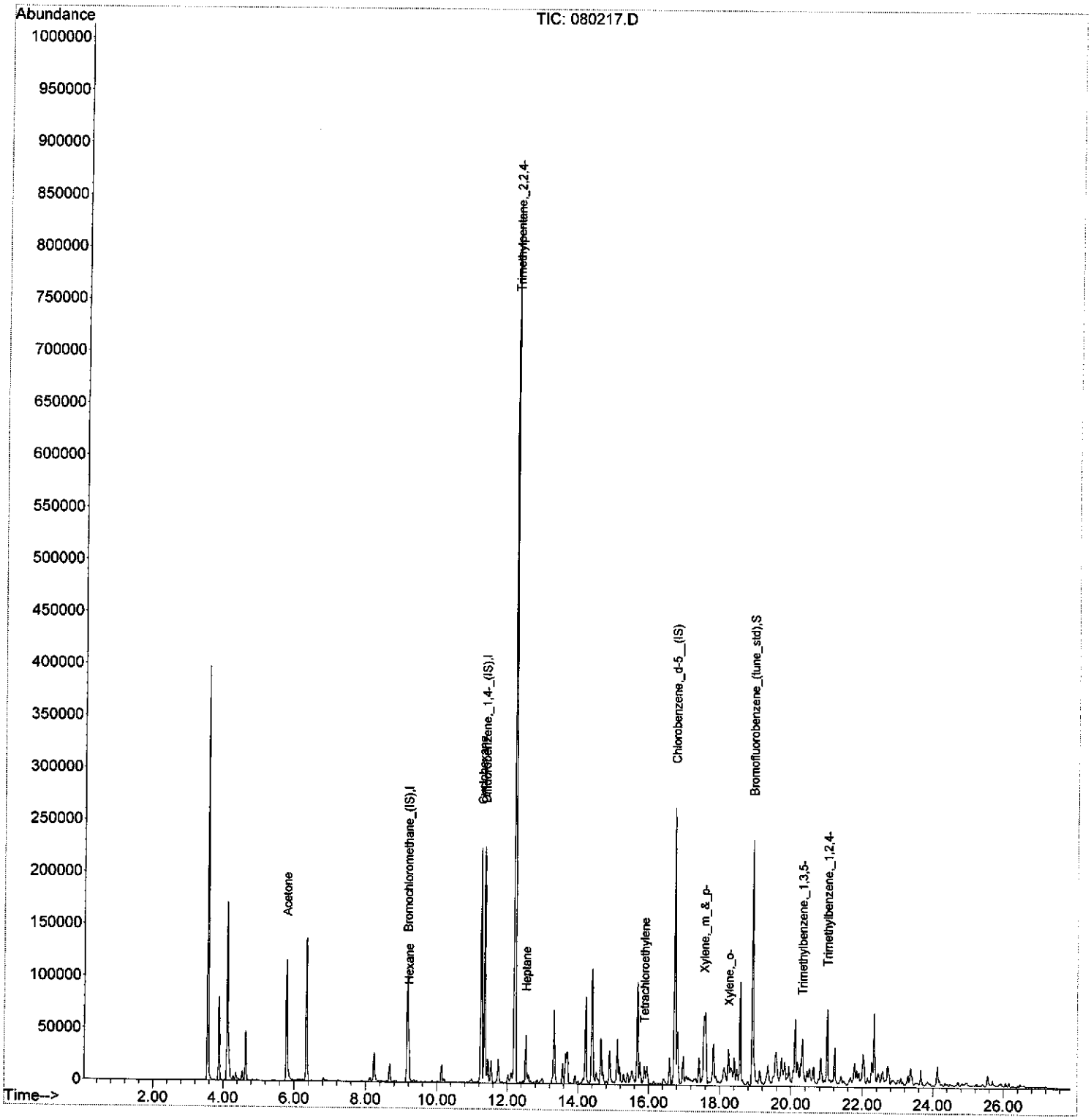

PAL0726.M Thu Aug 03 08:53:28 2006 S1

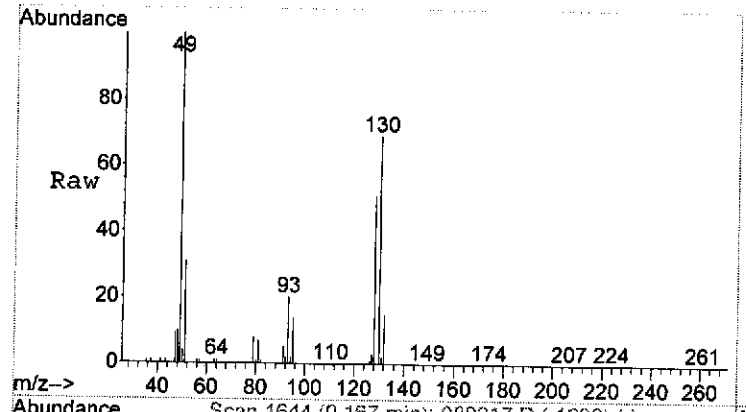

#1
Bromochloromethane_(IS)
Concen: 10.00 ppbV
RT: 9.17 min Scan# 1644
Delta R.T. -0.02 min
Lab File: 080217.D
Acq: 03 Aug 2006 01:59

Tgt Ion:130 Resp: 47715

Ion	Ratio	Lower	Upper
130	100		
130	100.0	80.0	120.0
128	76.9	66.4	99.6

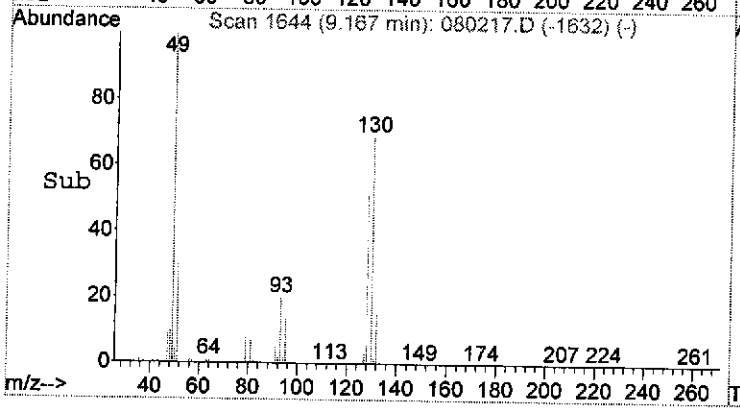

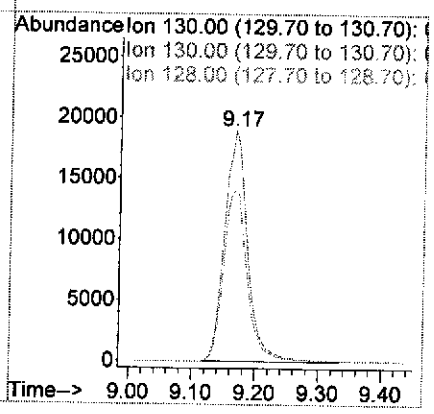

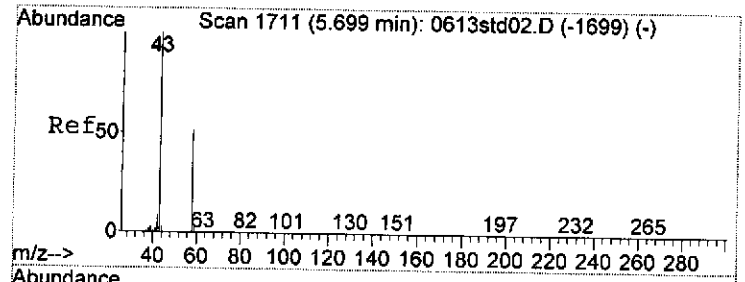

#10
Acetone
Concen: 8.42 ppbV
RT: 5.78 min Scan# 1035
Delta R.T. -0.03 min
Lab File: 080217.D
Acq: 03 Aug 2006 01:59

Tgt Ion: 43 Resp: 168513

Ion	Ratio	Lower	Upper
43	100		
43	100.0	80.0	120.0
58	42.9	36.8	55.2





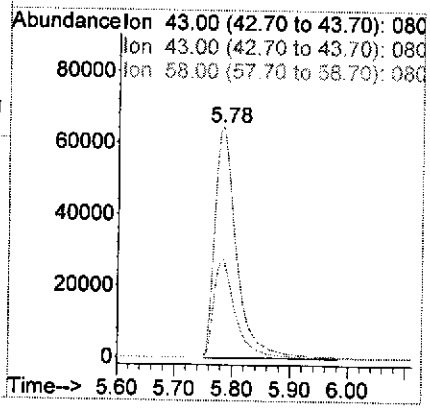

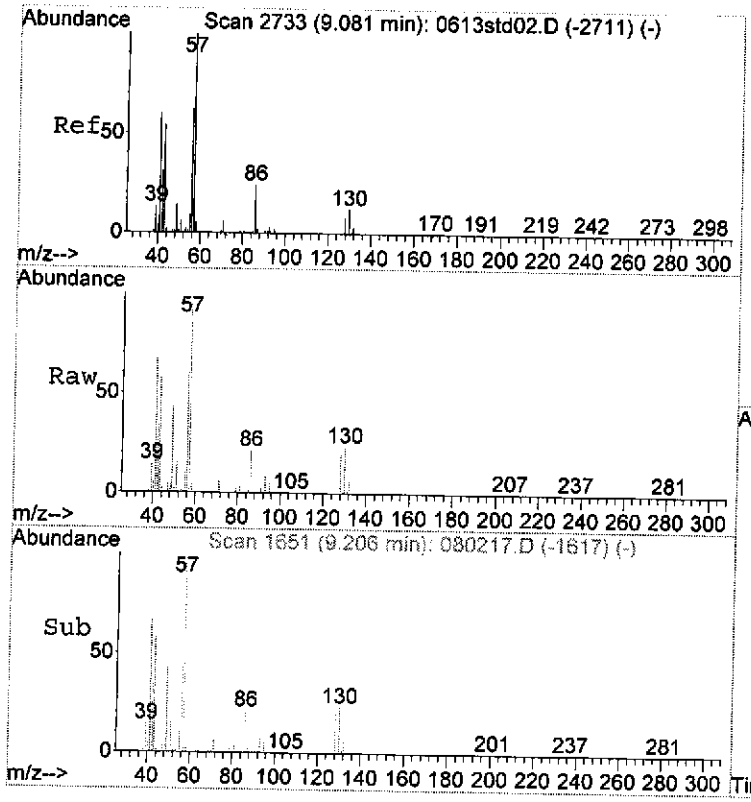

#23
Hexane
Concen: 0.67 ppbV
RT: 9.21 min Scan# 1651
Delta R.T. -0.01 min
Lab File: 080217.D
Acq: 03 Aug 2006 01:59

Tgt Ion: 57 Resp: 20930

Ion	Ratio	Lower	Upper
57	100		
57	100.0	80.0	120.0
41	70.7	55.2	82.8

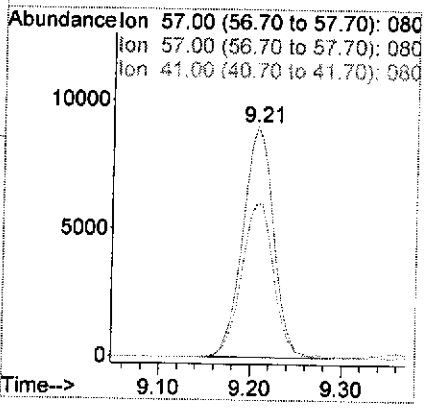

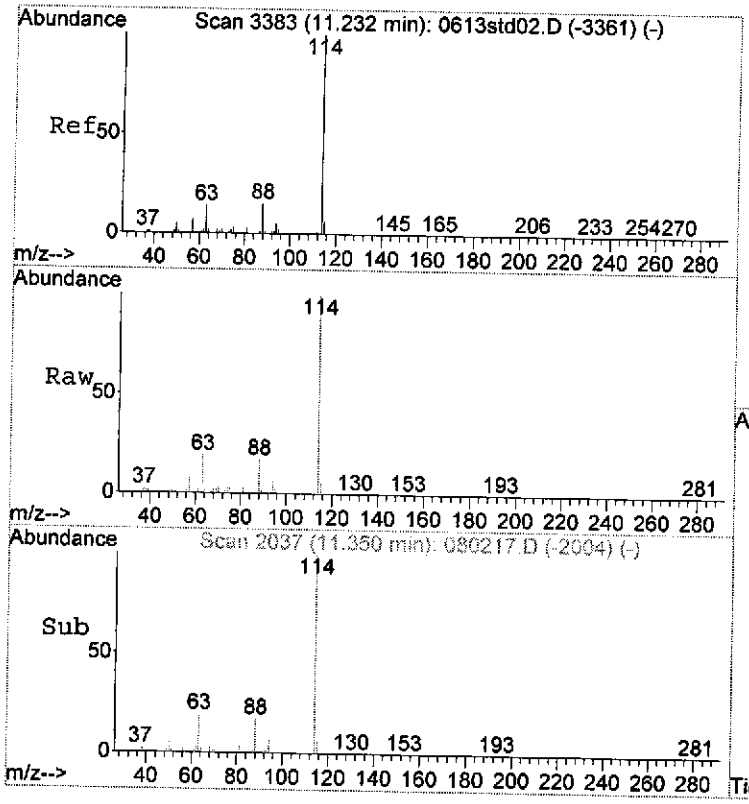

#25
Difluorobenzene,_1,4-_(IS)
Concen: 10.00 ppbV
RT: 11.35 min Scan# 2037
Delta R.T. -0.02 min
Lab File: 080217.D
Acq: 03 Aug 2006 01:59

Tgt Ion:114 Resp: 252967

Ion	Ratio	Lower	Upper
114	100		
114	100.0	80.0	120.0
63	19.0	16.0	24.0

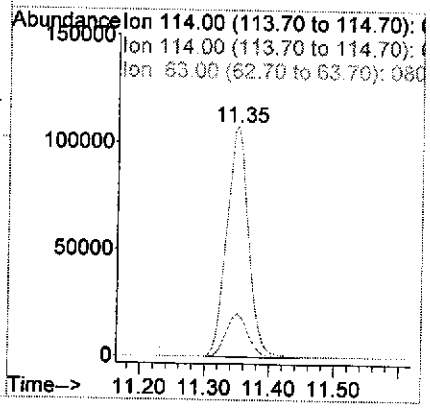

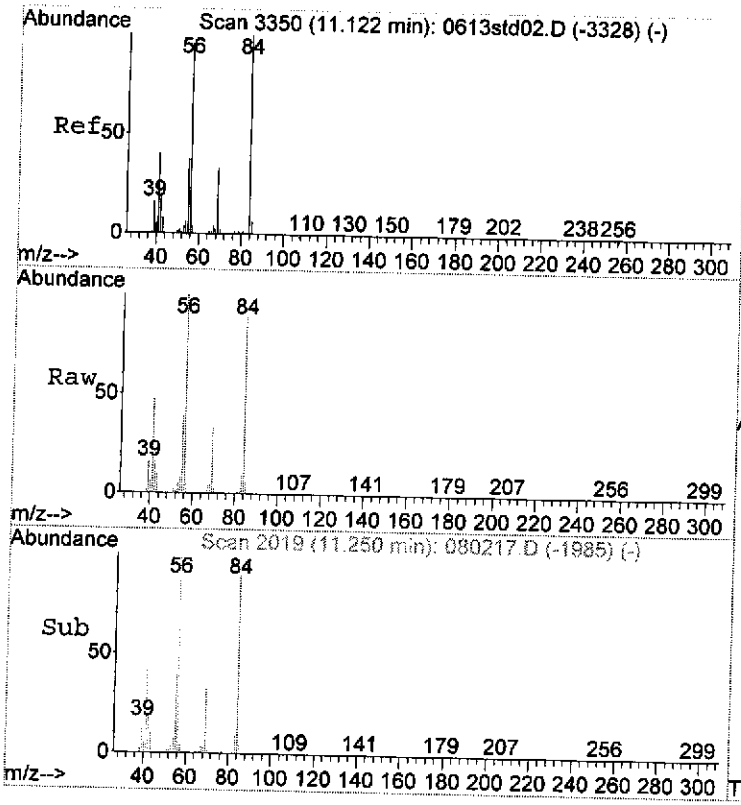

#30
Cyclohexane
Concen: 3.52 ppbV
RT: 11.25 min Scan# 2019
Delta R.T. -0.01 min
Lab File: 080217.D
Acq: 03 Aug 2006 01:59

Tgt Ion: 56 Resp: 136543

Ion	Ratio	Lower	Upper
56	100		
56	100.0	80.0	120.0
84	86.1	68.0	102.0

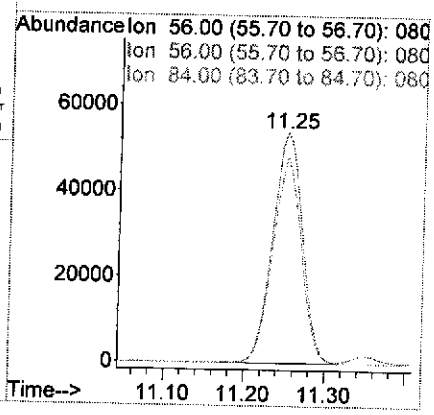

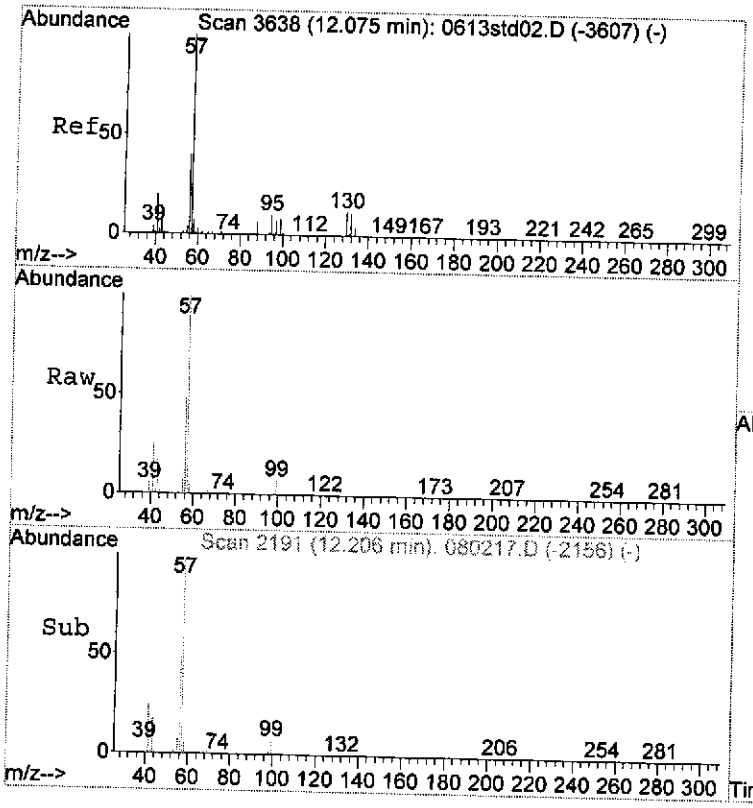

#34
Trimethylpentane,_2,2,4-
Concen: 22.94 ppbV
RT: 12.21 min Scan# 2191
Delta R.T. -0.01 min
Lab File: 080217.D
Acq: 03 Aug 2006 01:59

Tgt Ion: 57 Resp: 991744

Ion	Ratio	Lower	Upper
57	100		
57	100.0	80.0	120.0
56	44.9	34.4	51.6

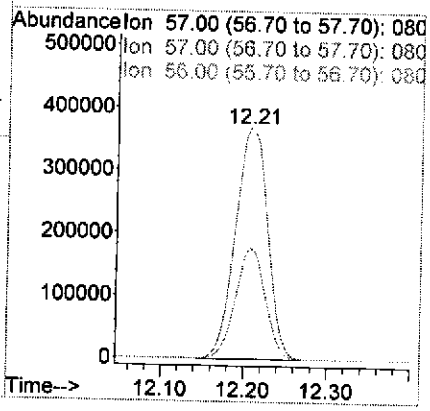

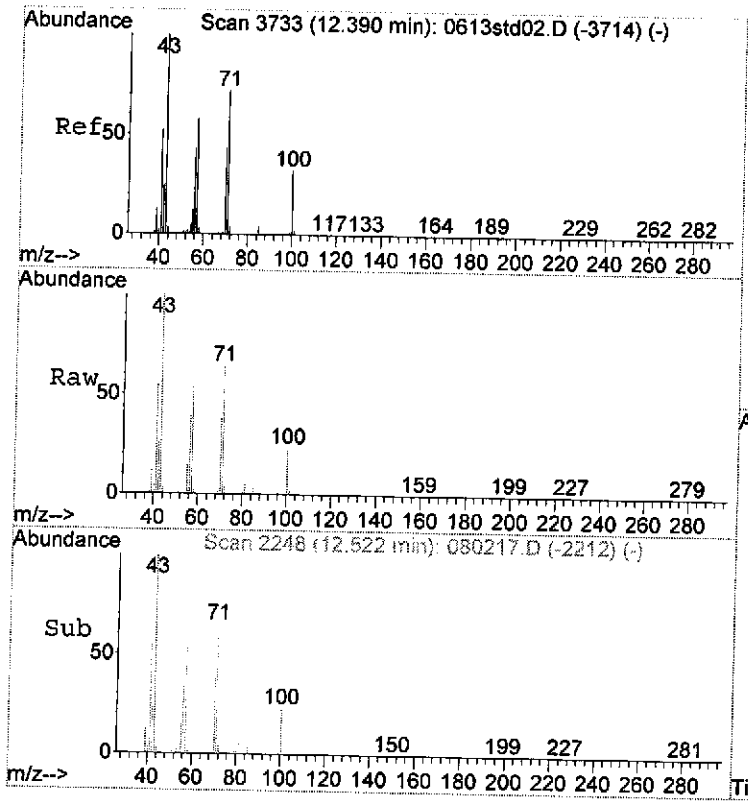

#35
Heptane
Concen: 0.55 ppbV
RT: 12.52 min Scan# 2248
Delta R.T. 0.00 min
Lab File: 080217.D
Acq: 03 Aug 2006 01:59

Tgt Ion: 43 Resp: 22505

Ion	Ratio	Lower	Upper
43	100		
43	100.0	80.0	120.0
71	63.9	51.2	76.8

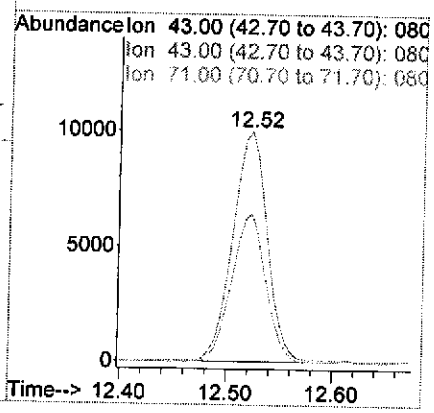

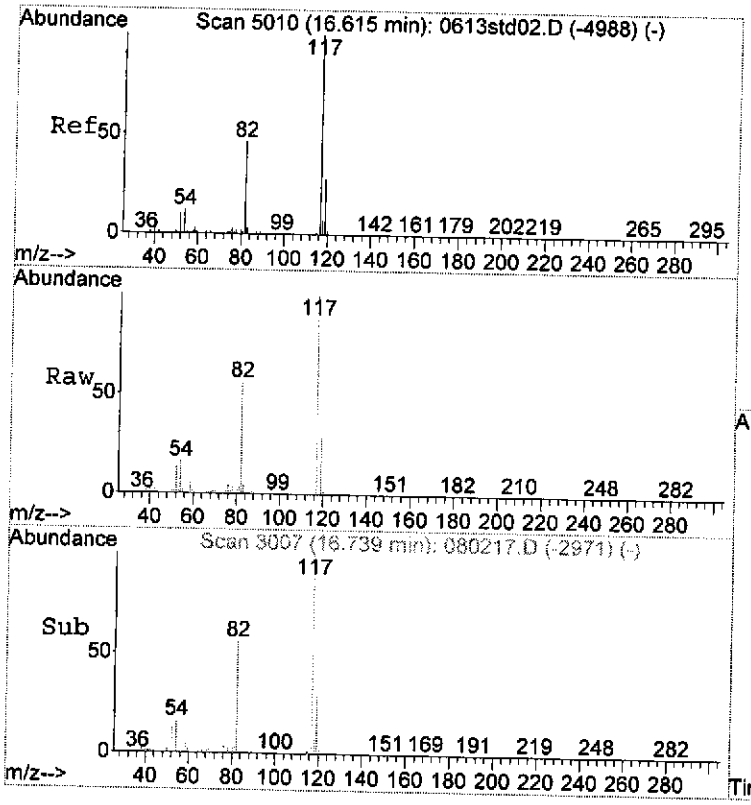

#40
Chlorobenzene, d-5 (IS)
Concen: 10.00 ppbV
RT: 16.74 min Scan# 3007
Delta R.T. 0.00 min
Lab File: 080217.D
Acq: 03 Aug 2006 01:59

Tgt Ion:117 Resp: 221510

Ion	Ratio	Lower	Upper
117	100		
117	100.0	80.0	120.0
82	58.4	49.6	74.4

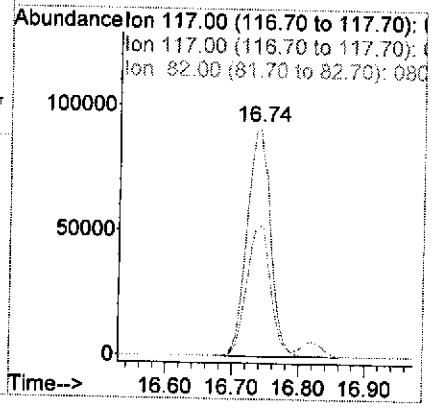

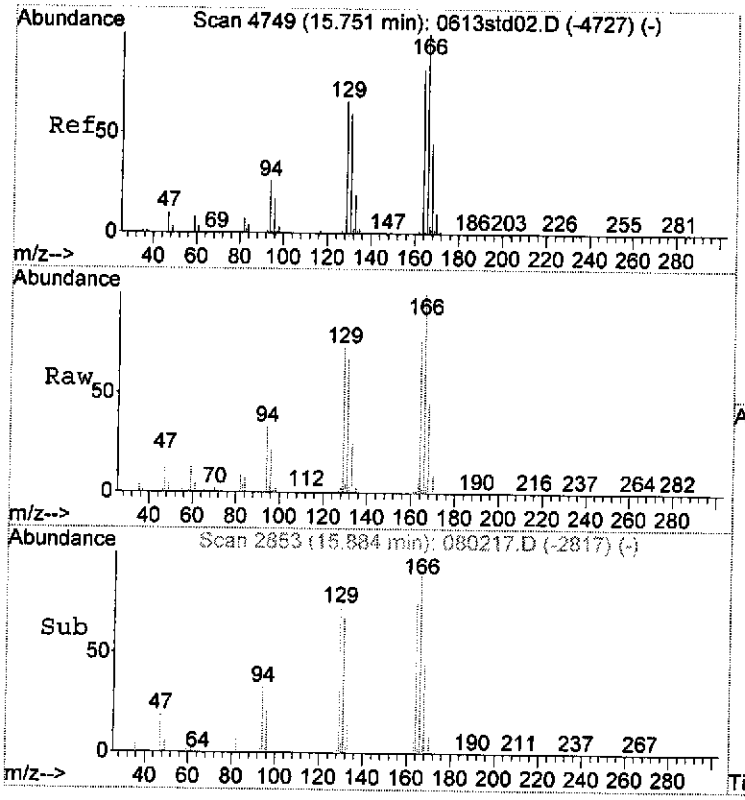

#44
Tetrachloroethylene
Concen: 0.23 ppbV
RT: 15.88 min Scan# 2853
Delta R.T. -0.00 min
Lab File: 080217.D
Acq: 03 Aug 2006 01:59

Tgt Ion:166 Resp: 7091

Ion	Ratio	Lower	Upper
166	100		
166	100.0	80.0	120.0
164	79.8	72.8	109.2

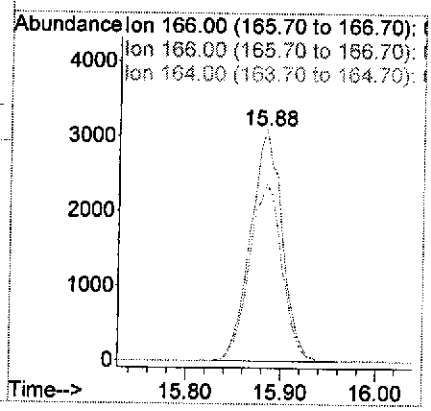

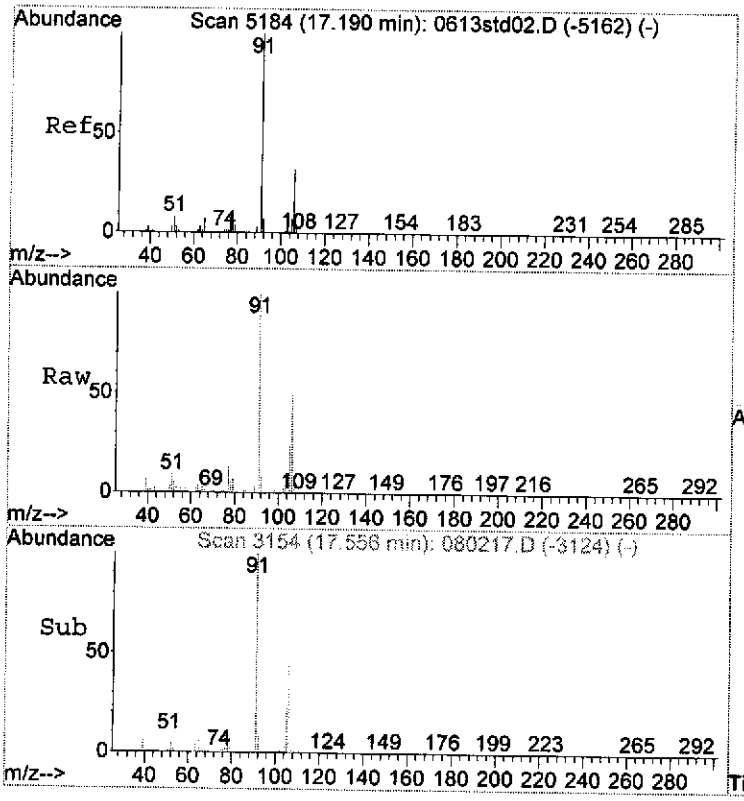

#47
Xylene,_m_&_p-
Concen: 0.53 ppbV
RT: 17.56 min Scan# 3154
Delta R.T. -0.03 min
Lab File: 080217.D
Acq: 03 Aug 2006 01:59

Tgt Ion: 91 Resp: 82038

Ion	Ratio	Lower	Upper
91	100		
91	100.0	80.0	120.0
106	50.6	44.0	66.0

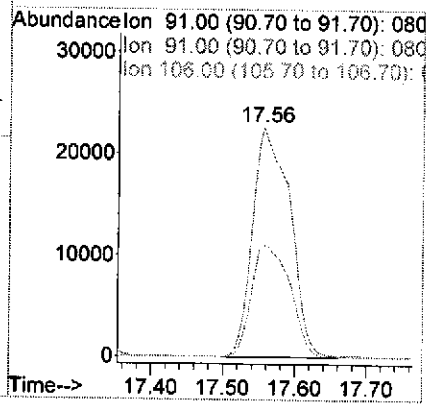

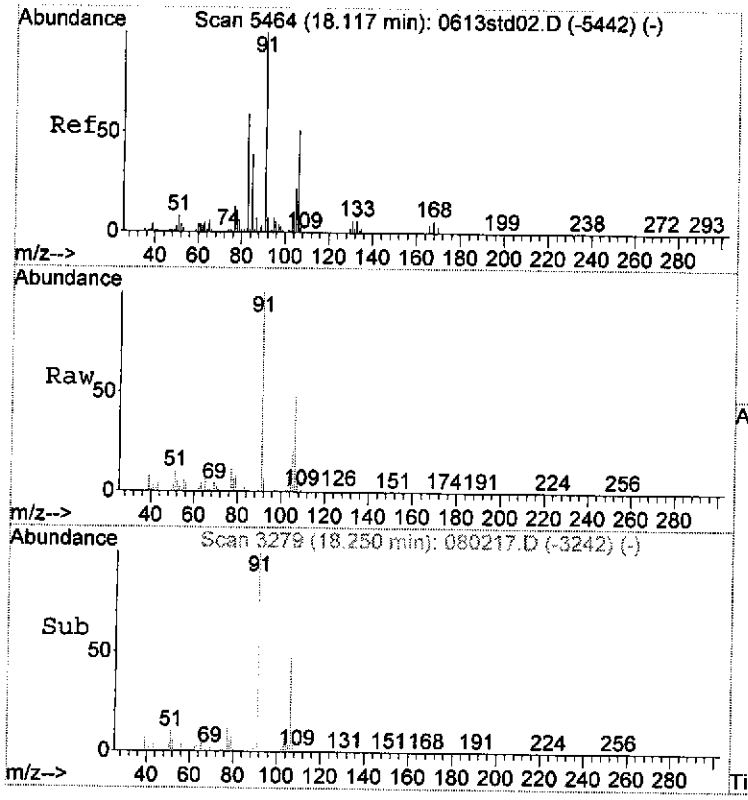

#51
Xylene,_o-
Concen: 0.32 ppbV
RT: 18.25 min Scan# 3279
Delta R.T. 0.00 min
Lab File: 080217.D
Acq: 03 Aug 2006 01:59

Tgt Ion: 91 Resp: 26134

Ion	Ratio	Lower	Upper
91	100		
91	100.0	80.0	120.0
106	48.8	40.0	60.0

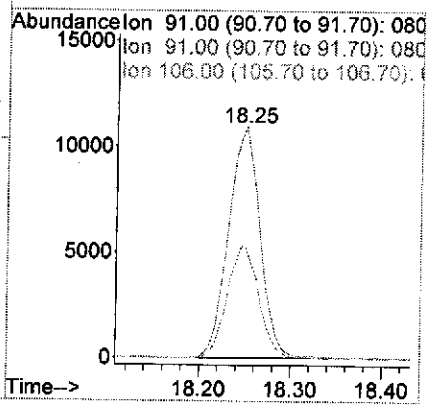

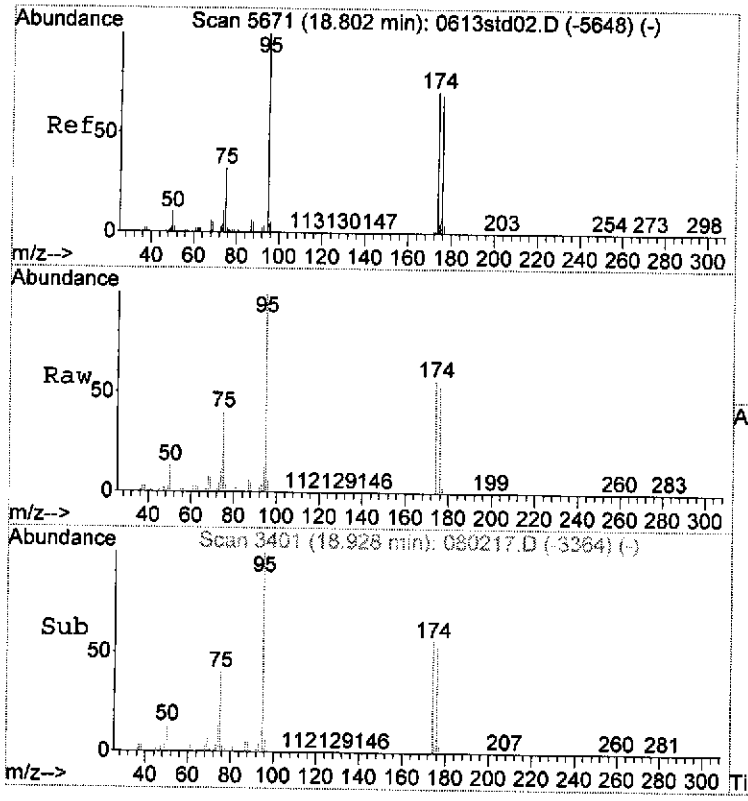

#52
Bromofluorobenzene_(tune_std)
Concen: 0.32 ppbV
RT: 18.93 min Scan# 3401
Delta R.T. 0.01 min
Lab File: 080217.D
Acq: 03 Aug 2006 01:59

Tgt Ion: 95 Resp: 143292

Ion	Ratio	Lower	Upper
95	100		
95	100.0	80.0	120.0
174	57.7	47.2	70.8

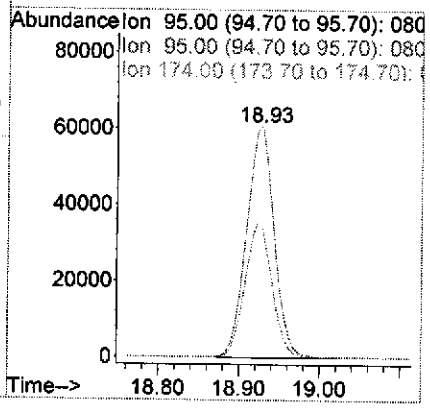

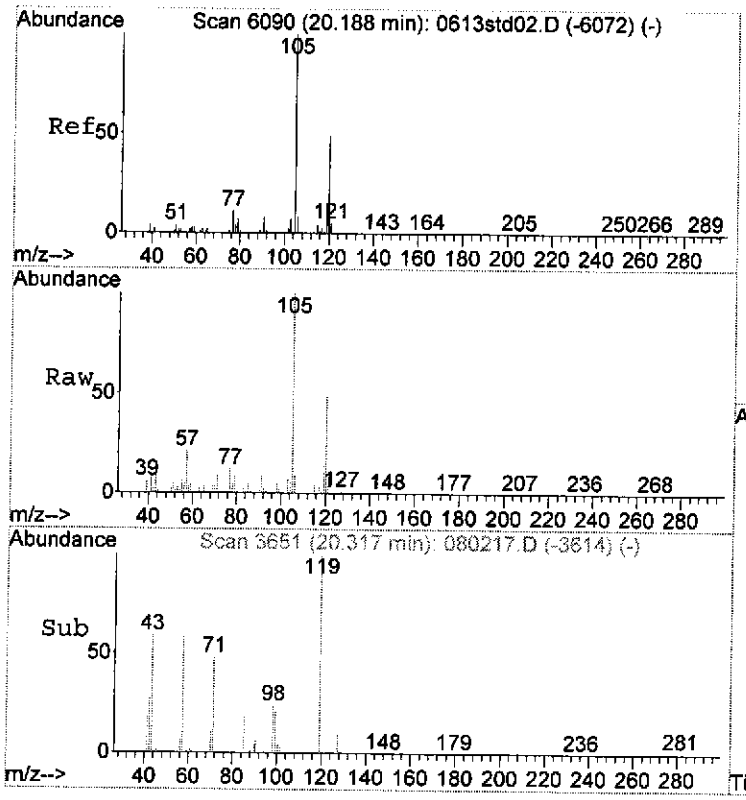

#55
Trimethylbenzene,_1,3,5-
Concen: 0.33 ppbV
RT: 20.32 min Scan# 3651
Delta R.T. 0.00 min
Lab File: 080217.D
Acq: 03 Aug 2006 01:59

Tgt Ion:105 Resp: 27766

Ion	Ratio	Lower	Upper
105	100		
105	100.0	80.0	120.0
120	48.7	46.4	69.6

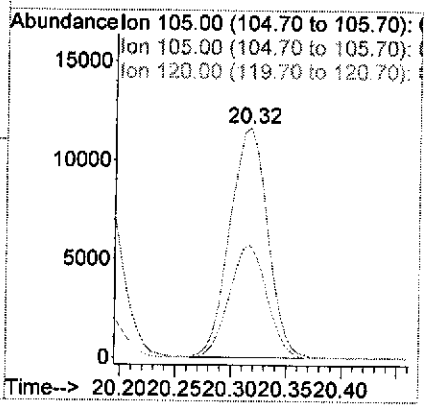

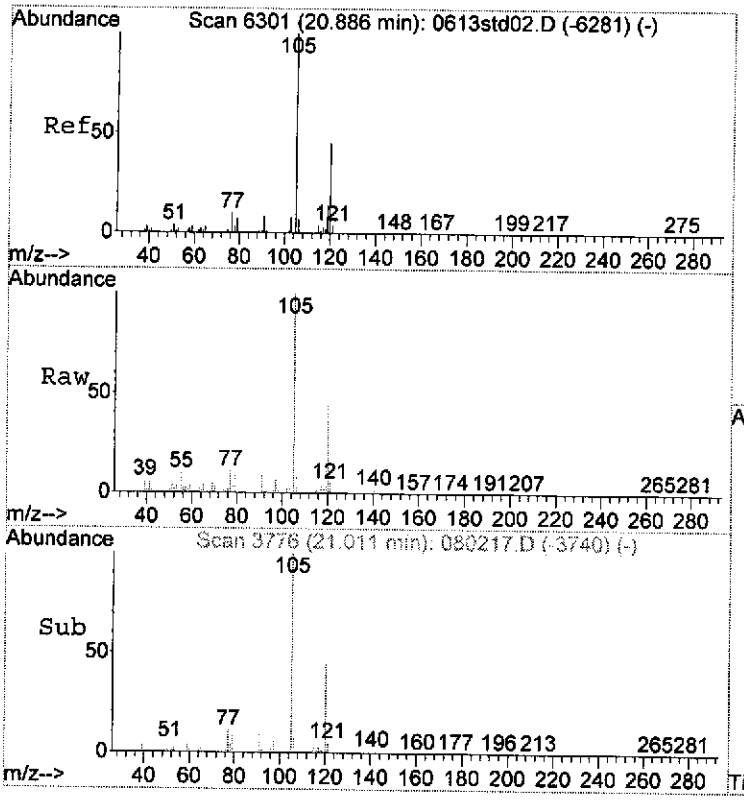

#56
Trimethylbenzene,_1,2,4-
Concen: 0.64 ppbV
RT: 21.01 min Scan# 3776
Delta R.T. -0.00 min
Lab File: 080217.D
Acq: 03 Aug 2006 01:59

Tgt Ion:105 Resp: 52529

Ion	Ratio	Lower	Upper
105	100		
105	100.0	80.0	120.0
120	46.4	41.6	62.4

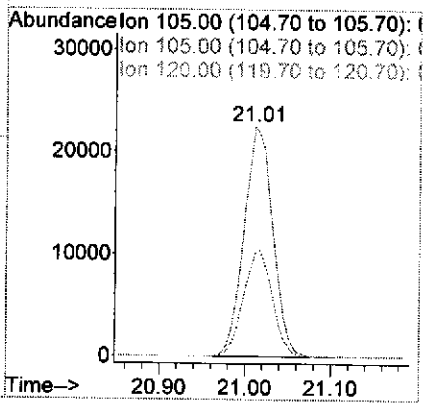

Quantitation Report (QT Reviewed)

Data Path : C:\MSDChem\1\DATA\Aug06\
Data File : 080703.D
Acq On : 07 Aug 06 14:34
Operator : .
Sample : 60419-02 x 25 dil.
Misc : .
ALS Vial : 3 Sample Multiplier: 1

Quant Time: Aug 07 15:22:01 2006
Quant Method : C:\MSDCHEM\1\METHODS\PAL0726.M
Quant Title : TO-15
QLast Update : Mon Aug 07 10:49:25 2006
Response via : Initial Calibration

Internal Standards	R.T.	QIon	Response	Conc Units	Dev(Min)
1) Bromochloromethane_(IS)	9.16	130	28956	10.00 ppbV	-0.02
25) Difluorobenzene,_1,4-_(IS)	11.35	114	145730	10.00 ppbV	-0.02
40) Chlorobenzene,_d-5__(IS)	16.74	117	121944	10.00 ppbV	0.00
System Monitoring Compounds					
52) Bromofluorobenzene_(tune_s	18.93	95	73498	9.90 ppbV	0.00
Spiked Amount 10.000	Range 75 - 125		Recovery = 99.00%		
Target Compounds					Qvalue
10) Acetone	5.79	43	58847	4.85 ppbV	99
11) Trichlorofluoromethane	5.95	101	9245	0.62 ppbV	97
24) Chloroform	9.31	83	53722	3.07 ppbV	99
34) Trimethylpentane,_2,2,4-	12.22	57	1939634	77.88 ppbV #	80
41) Toluene	14.43	91	34385	0.73 ppbV	98
44) Tetrachloroethylene	15.89	166	3314	0.20 ppbV	95

(#) = qualifier out of range (m) = manual integration (+) = signals summed

Quantitation Report (QT Reviewed)

Data Path : C:\MSDChem\1\DATA\Aug06\
Data File : 080703.D
Acq On : 07 Aug 06 14:34
Operator : .
Sample : 60419-02 x 25 dil.
Misc : .
ALS Vial : 3 Sample Multiplier: 1

Quant Time: Aug 07 15:22:01 2006
Quant Method : C:\MSDCHEM\1\METHODS\PAL0726.M
Quant Title : TO-15
QLast Update : Mon Aug 07 10:49:25 2006
Response via : Initial Calibration

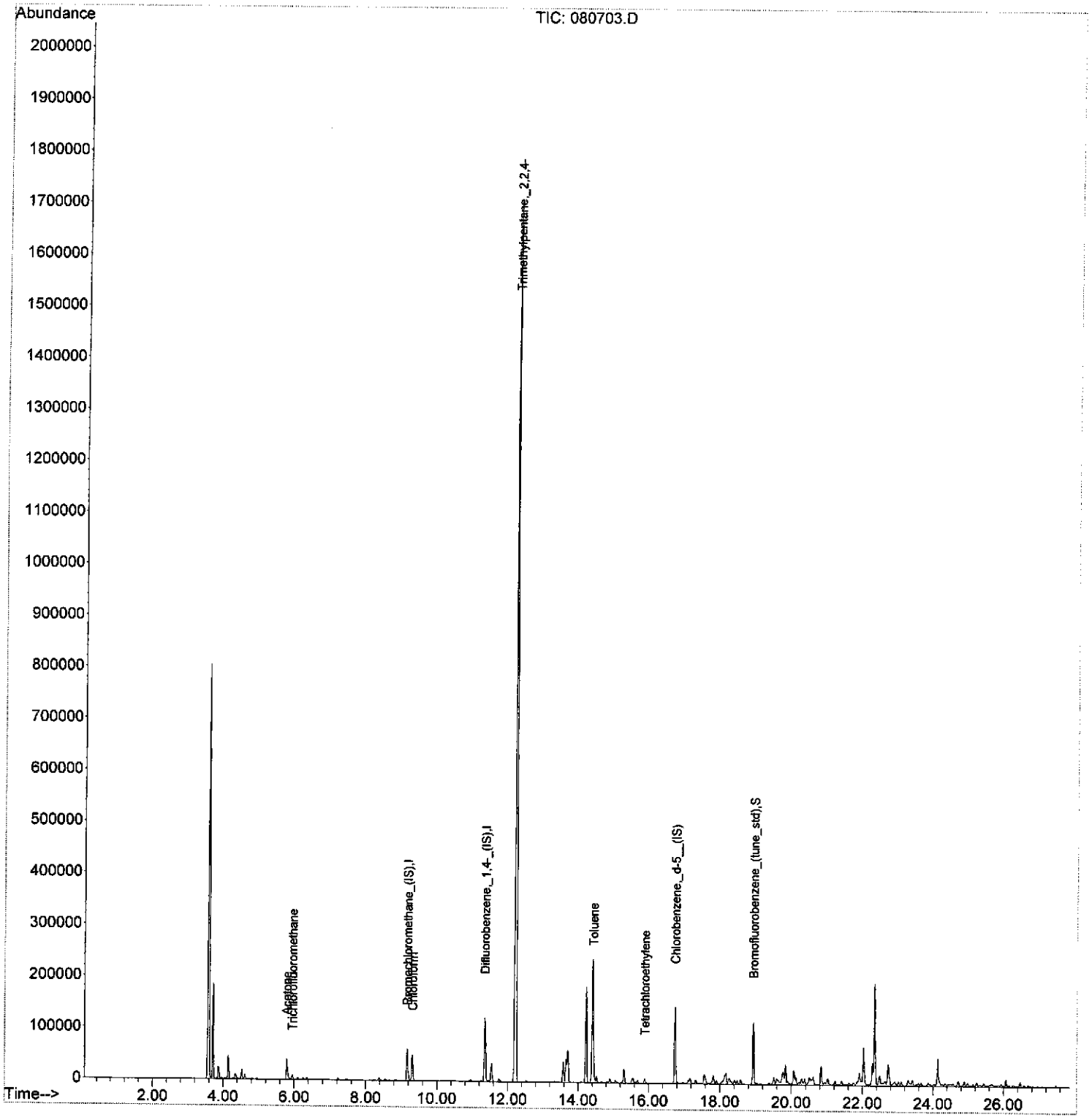

PAL0726.M Mon Aug 07 15:22:17 2006 S1

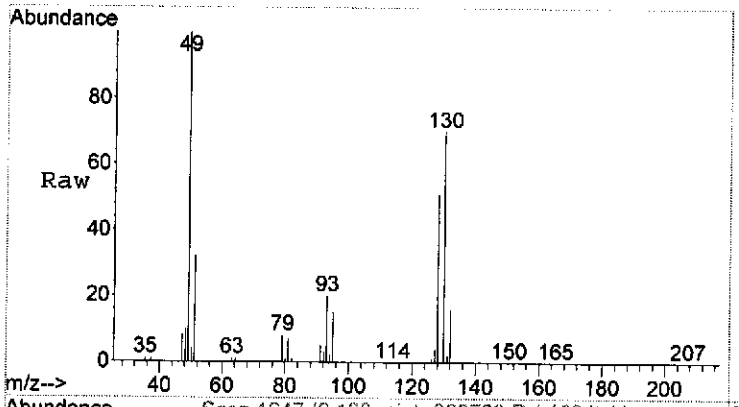

#1
Bromochloromethane_(IS)
Concen: 10.00 ppbV
RT: 9.16 min Scan# 1647
Delta R.T. -0.02 min
Lab File: 080703.D
Acq: 07 Aug 06 14:34

Tgt Ion:130 Resp: 28956

Ion	Ratio	Lower	Upper
130	100		
130	100.0	80.0	120.0
128	77.6	66.4	99.6

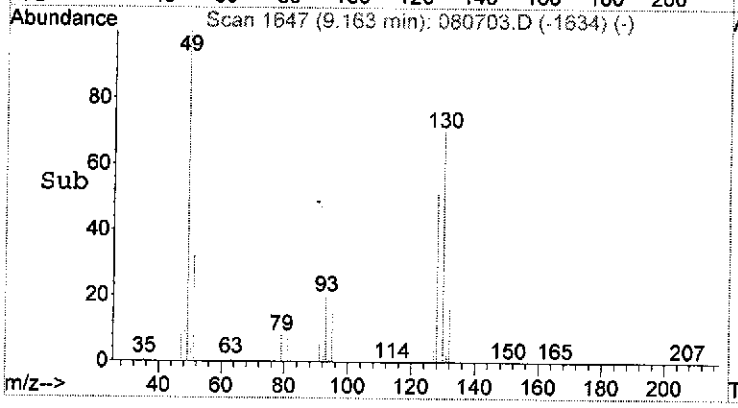

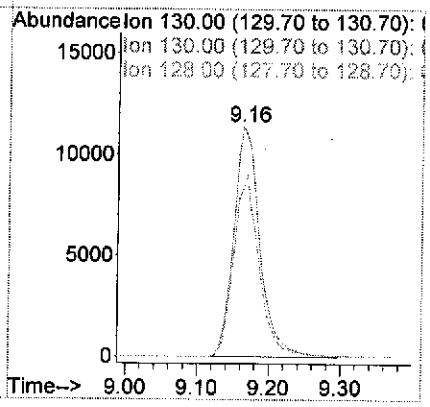

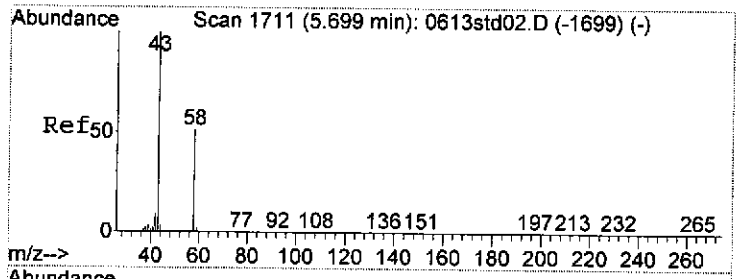





#10
Acetone
Concen: 4.85 ppbV
RT: 5.79 min Scan# 1038
Delta R.T. -0.02 min
Lab File: 080703.D
Acq: 07 Aug 06 14:34

Tgt Ion: 43 Resp: 58847

Ion	Ratio	Lower	Upper
43	100		
43	100.0	80.0	120.0
58	47.4	36.8	55.2

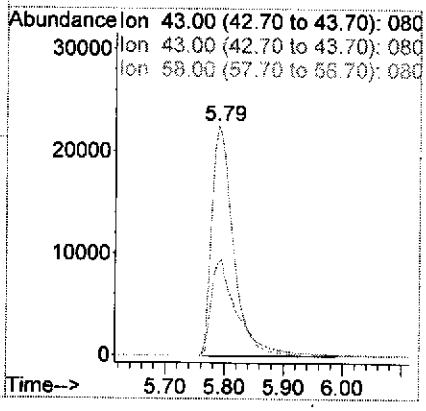

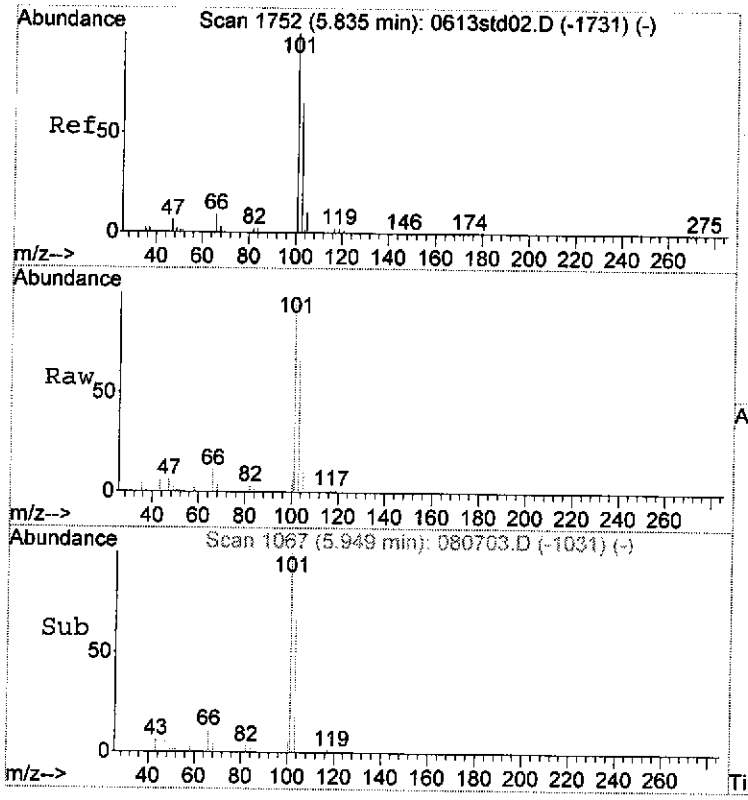

#11
Trichlorofluoromethane
Concen: 0.62 ppbV
RT: 5.95 min Scan# 1067
Delta R.T. 0.00 min
Lab File: 080703.D
Acq: 07 Aug 06 14:34

Tgt Ion:101 Resp: 9245

Ion	Ratio	Lower	Upper
101	100		
101	100.0	80.0	120.0
103	64.3	47.2	70.8

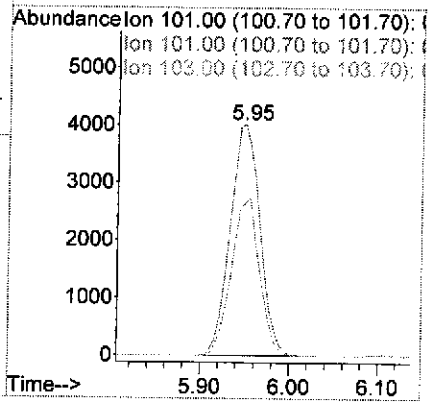

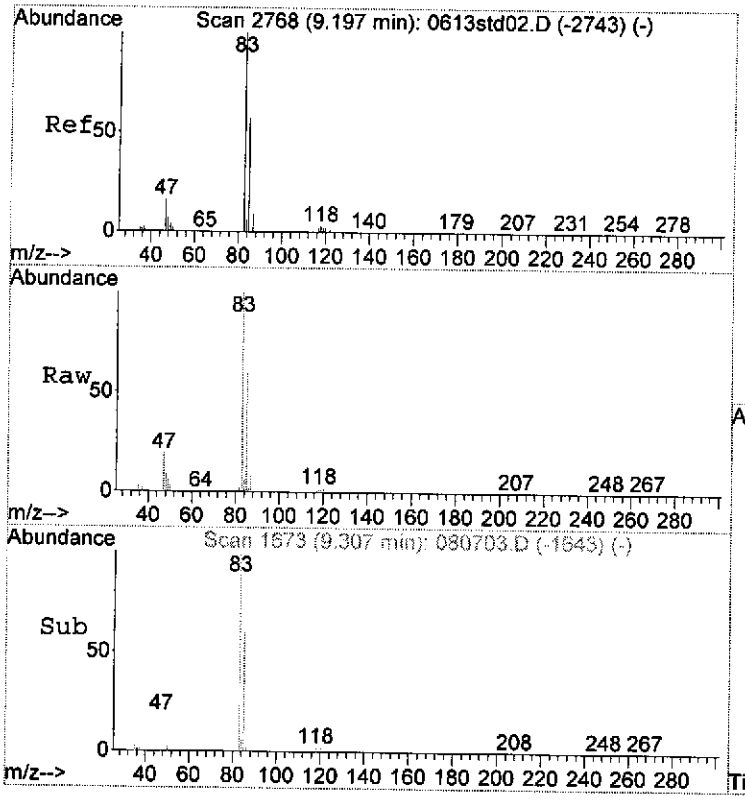

#24
Chloroform
Concen: 3.07 ppbV
RT: 9.31 min Scan# 1673
Delta R.T. -0.03 min
Lab File: 080703.D
Acq: 07 Aug 06 14:34

Tgt Ion: 83 Resp: 53722

Ion	Ratio	Lower	Upper
83	100		
83	100.0	80.0	120.0
85	61.9	50.4	75.6

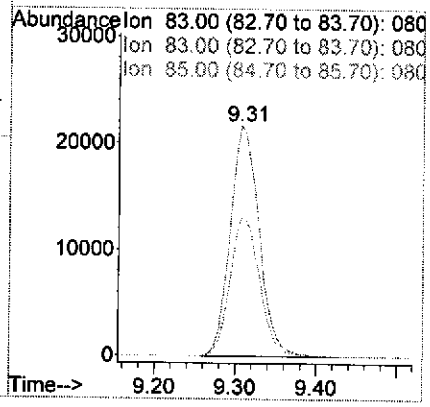

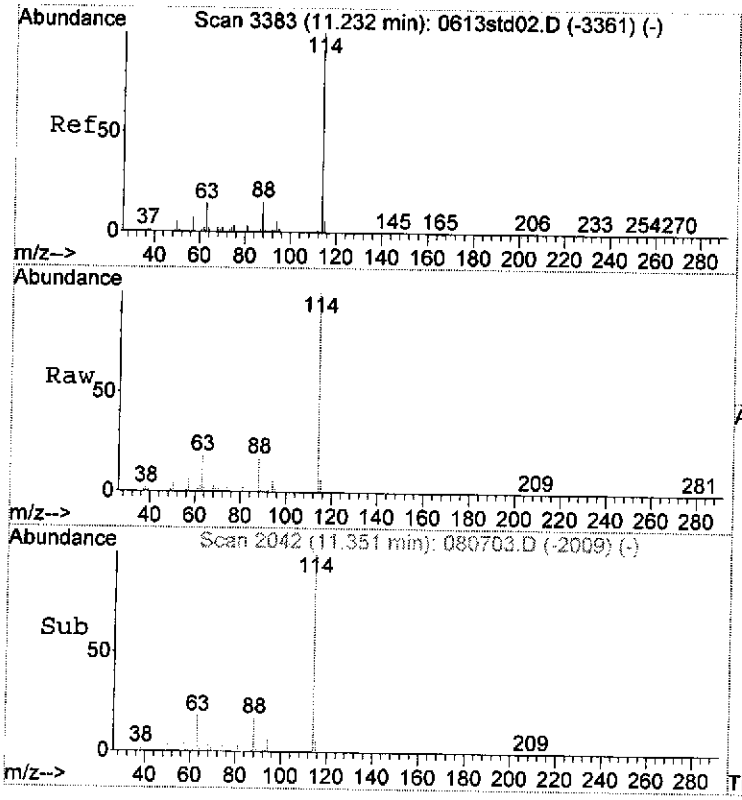

#25
Difluorobenzene,_1,4-_(IS)
Concen: 10.00 ppbV
RT: 11.35 min Scan# 2042
Delta R.T. -0.02 min
Lab File: 080703.D
Acq: 07 Aug 06 14:34

Tgt Ion:114 Resp: 145730

Ion	Ratio	Lower	Upper
114	100		
114	100.0	80.0	120.0
63	18.2	16.0	24.0

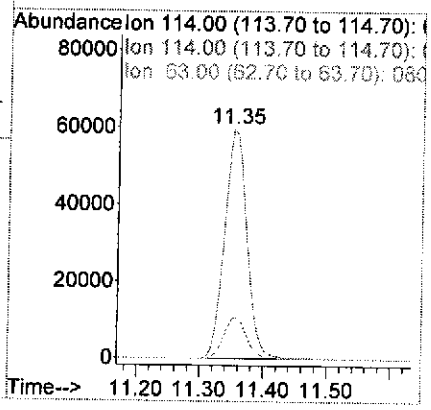

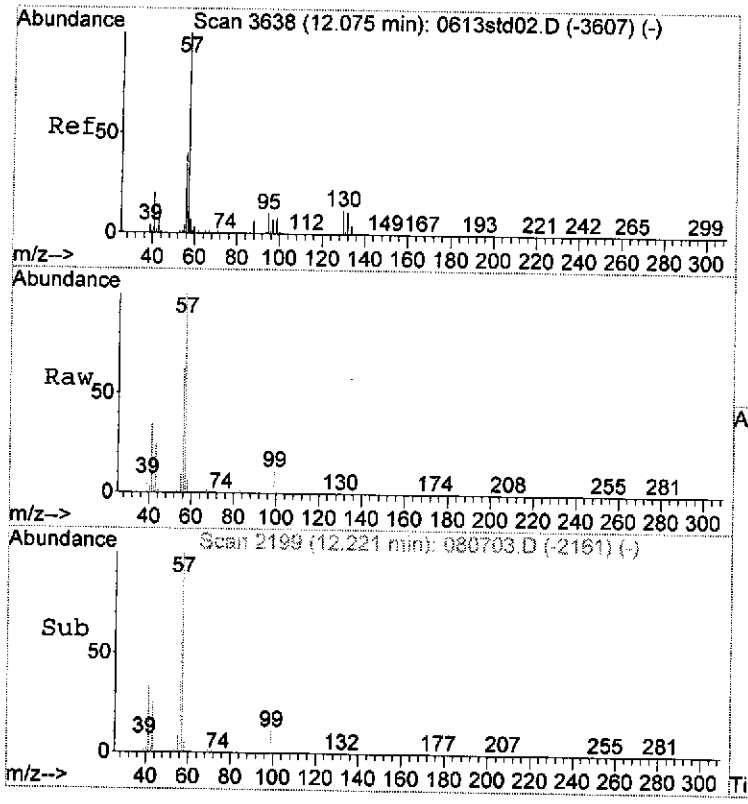

#34
Trimethylpentane,_2,2,4-
Concen: 77.88 ppbV
RT: 12.22 min Scan# 2199
Delta R.T. 0.01 min
Lab File: 080703.D
Acq: 07 Aug 06 14:34

Tgt Ion: 57 Resp: 1939634

Ion	Ratio	Lower	Upper
57	100		
57	100.0	80.0	120.0
56	0.0	34.4	51.6#

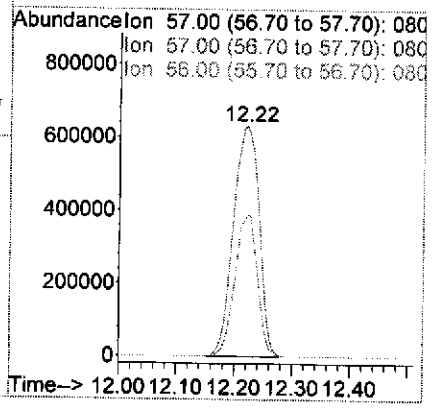

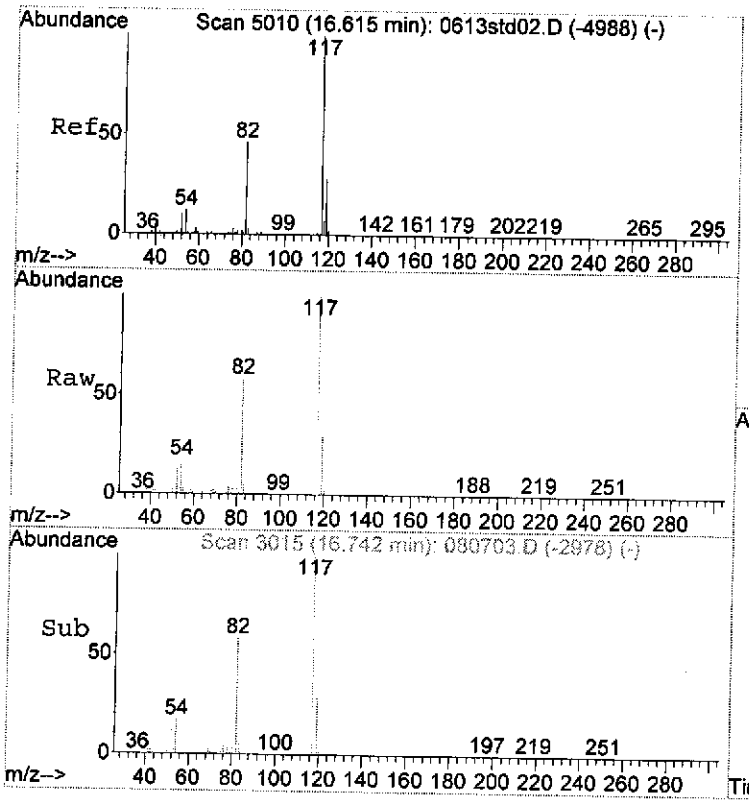

#40
Chlorobenzene, d-5 (IS)
Concen: 10.00 ppbV
RT: 16.74 min Scan# 3015
Delta R.T. 0.00 min
Lab File: 080703.D
Acq: 07 Aug 06 14:34

Tgt Ion:117 Resp: 121944

Ion	Ratio	Lower	Upper
117	100		
117	100.0	80.0	120.0
82	59.7	49.6	74.4

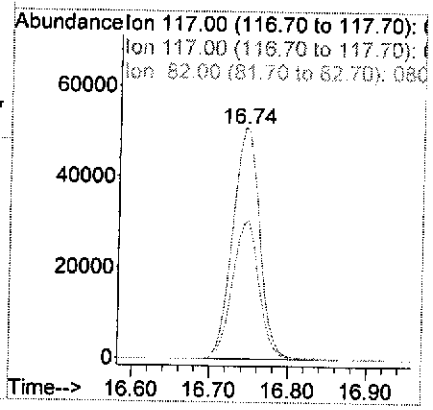

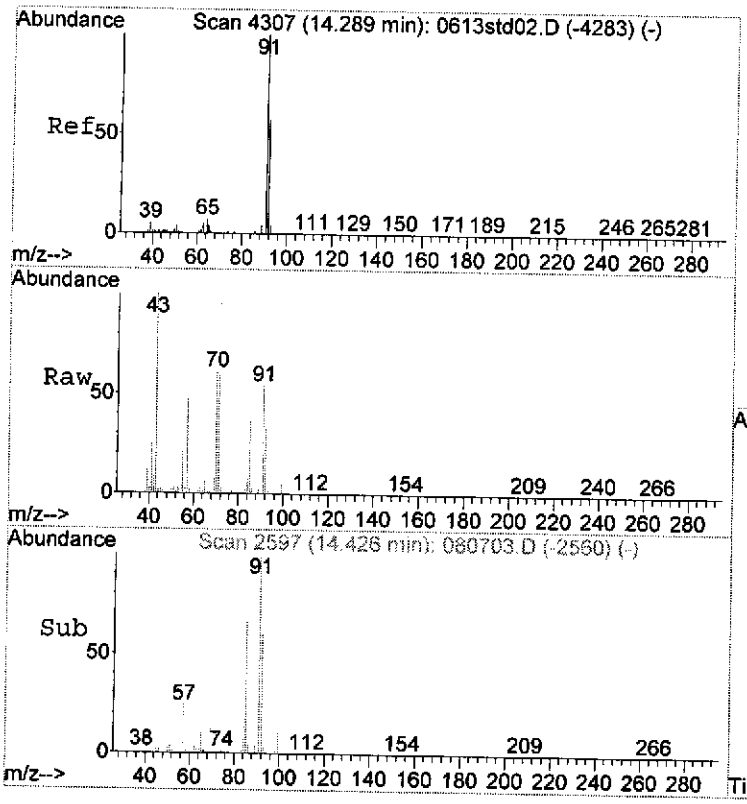

#41
Toluene
Concen: 0.73 ppbV
RT: 14.43 min Scan# 2597
Delta R.T. 0.00 min
Lab File: 080703.D
Acq: 07 Aug 06 14:34

Tgt Ion: 91 Resp: 34385

Ion	Ratio	Lower	Upper
91	100		
91	100.0	80.0	120.0
92	59.4	51.2	76.8

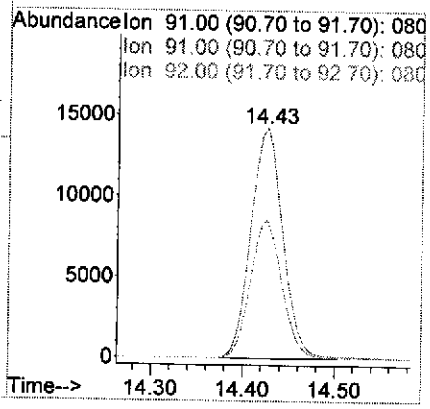

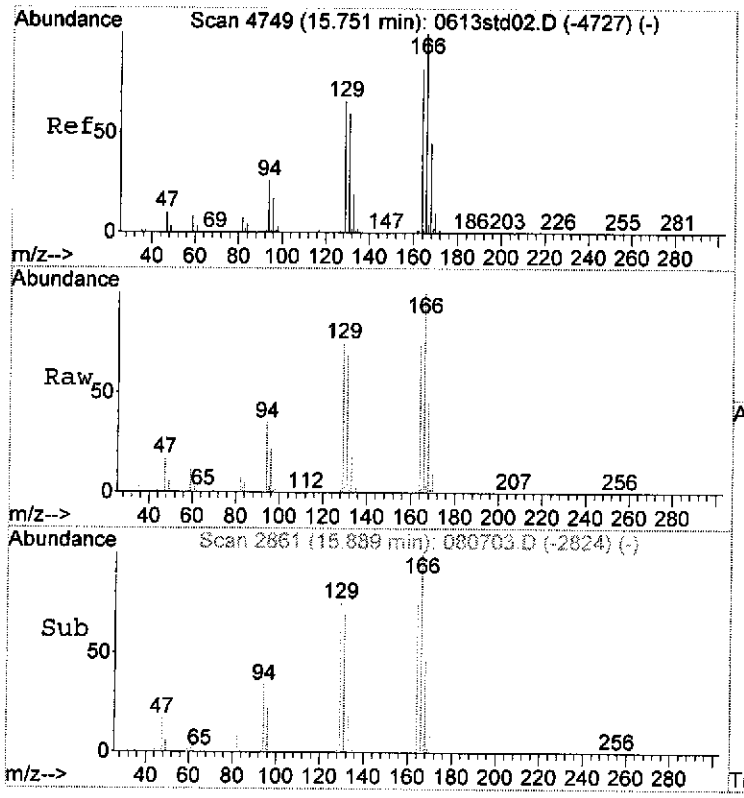

#44
Tetrachloroethylene
Concen: 0.20 ppbV
RT: 15.89 min Scan# 2861
Delta R.T. 0.00 min
Lab File: 080703.D
Acq: 07 Aug 06 14:34

Tgt Ion:166 Resp: 3314

Ion	Ratio	Lower	Upper
166	100		
166	100.0	80.0	120.0
164	81.2	72.8	109.2

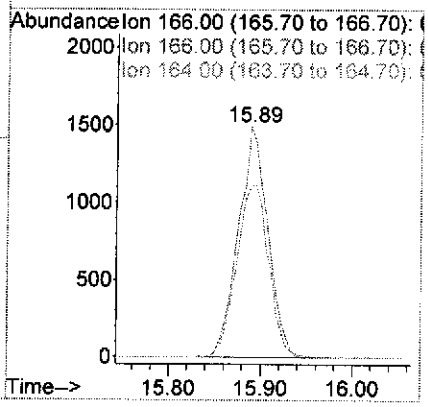

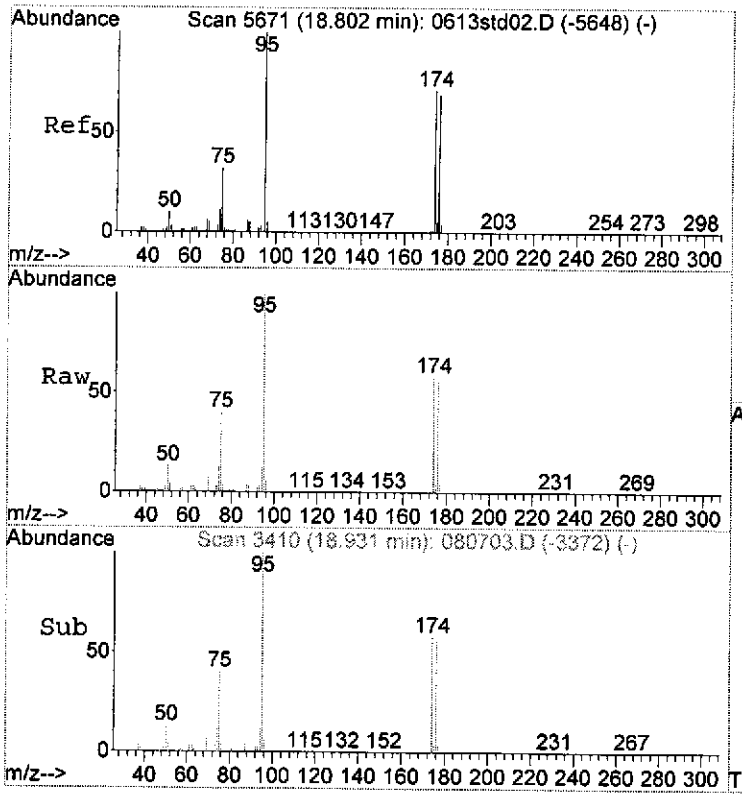

#52
Bromofluorobenzene_(tune_std)
Concen: N.D. ppbV
RT: 18.93 min Scan# 3410
Delta R.T. 0.01 min
Lab File: 080703.D
Acq: 07 Aug 06 14:34

Tgt Ion: 95 Resp: 73498

Ion	Ratio	Lower	Upper
95	100		
95	100.0	80.0	120.0
174	58.3	47.2	70.8

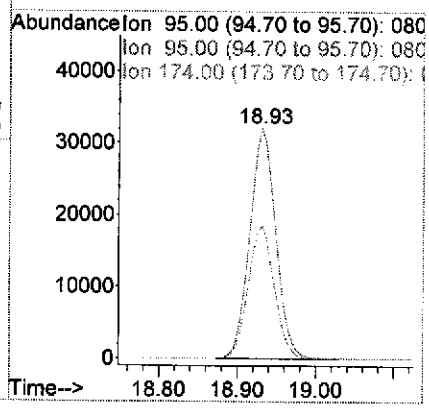

Quantitation Report (QT Reviewed)

Data Path : C:\MSDChem\1\DATA\Aug06\
Data File : 080220.D
Acq On : 03 Aug 2006 04:32
Operator : .
Sample : 60419-02 x 100 dil.
Misc : .
ALS Vial : 16 Sample Multiplier: 1

Quant Time: Aug 03 08:58:18 2006
Quant Method : C:\MSDCHEM\1\METHODS\PAL0726.M
Quant Title : TO-15
QLast Update : Tue Aug 01 10:35:23 2006
Response via : Initial Calibration

Internal Standards	R.T.	QIon	Response	Conc Units	Dev(Min)
1) Bromochloromethane_(IS)	9.17	130	54209	10.00 ppbV	-0.02
25) Difluorobenzene,_1,4-_(IS)	11.35	114	298936	10.00 ppbV	-0.02
40) Chlorobenzene,_d-5__(IS)	16.74	117	258313	10.00 ppbV	0.00
System Monitoring Compounds					
52) Bromofluorobenzene_(tune_s	18.93	95	163563	10.40 ppbV	0.00
Spiked Amount 10.000	Range 75 - 125		Recovery = 104.00%		
Target Compounds					Qvalue
10) Acetone	5.79	43	101205	4.45 ppbV	99
24) Chloroform	9.31	83	16575	0.51 ppbV	100
30) Cyclohexane	11.26	56	77484	1.69 ppbV	97
34) Trimethylpentane,_2,2,4-	12.21	57	807966	15.82 ppbV	100

(#) = qualifier out of range (m) = manual integration (+) = signals summed

Quantitation Report (QT Reviewed)

Data Path : C:\MSDChem\1\DATA\Aug06\
Data File : 080220.D
Acq On : 03 Aug 2006 04:32
Operator : .
Sample : 60419-02 x 100 dil.
Misc : .
ALS Vial : 16 Sample Multiplier: 1

Quant Time: Aug 03 08:58:18 2006
Quant Method : C:\MSDCHEM\1\METHODS\PAL0726.M
Quant Title : TO-15
QLast Update : Tue Aug 01 10:35:23 2006
Response via : Initial Calibration

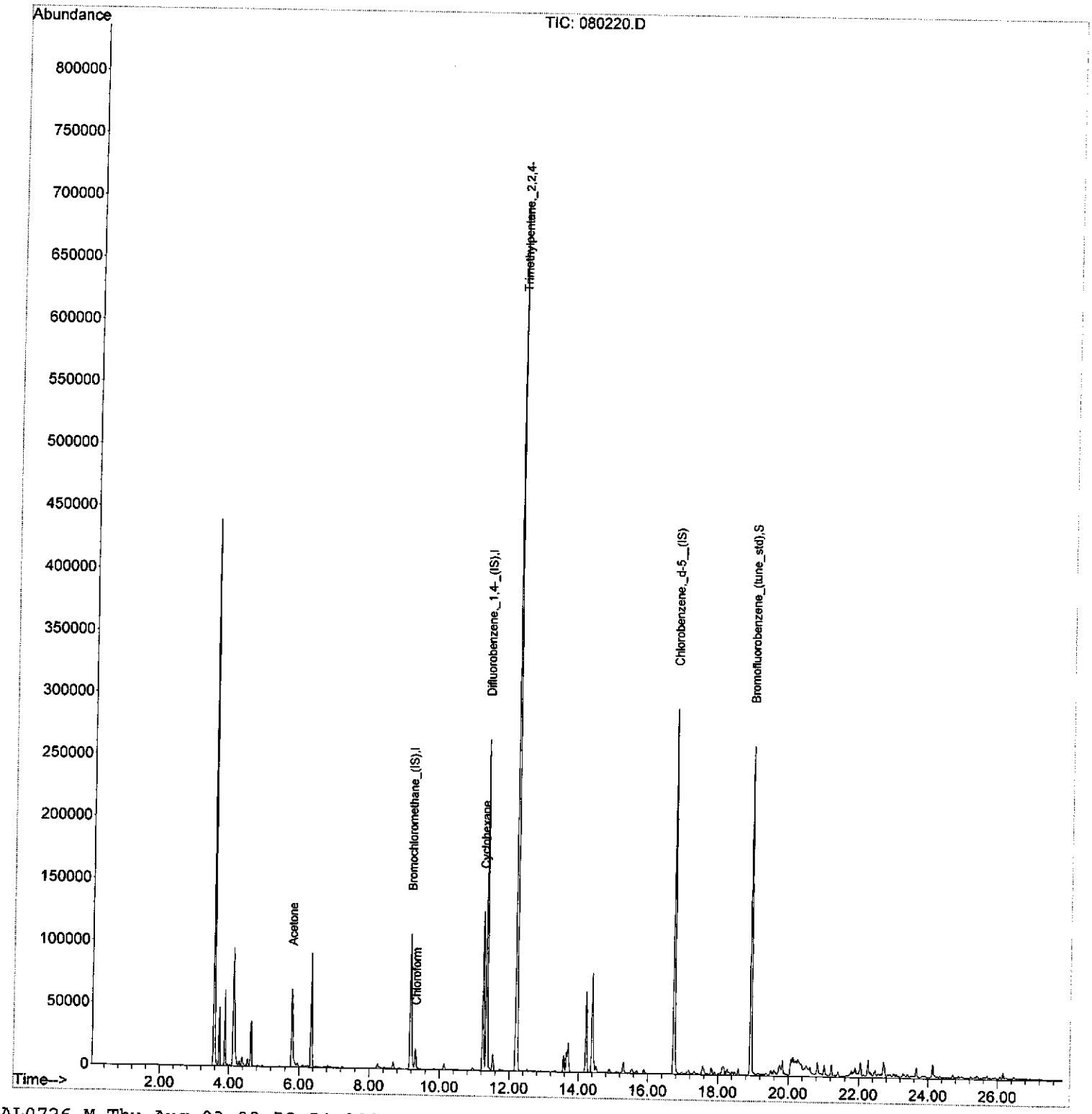

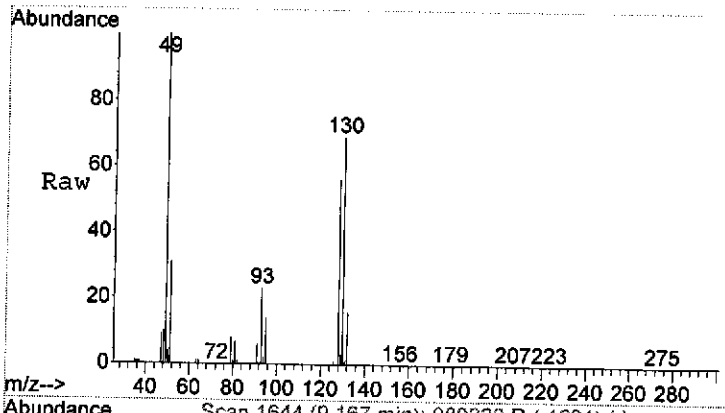

#1
Bromochloromethane_(IS)
Concen: 10.00 ppbV
RT: 9.17 min Scan# 1644
Delta R.T. -0.02 min
Lab File: 080220.D
Acq: 03 Aug 2006 04:32

Tgt Ion:130 Resp: 54209

Ion	Ratio	Lower	Upper
130	100		
130	100.0	80.0	120.0
128	78.9	66.4	99.6

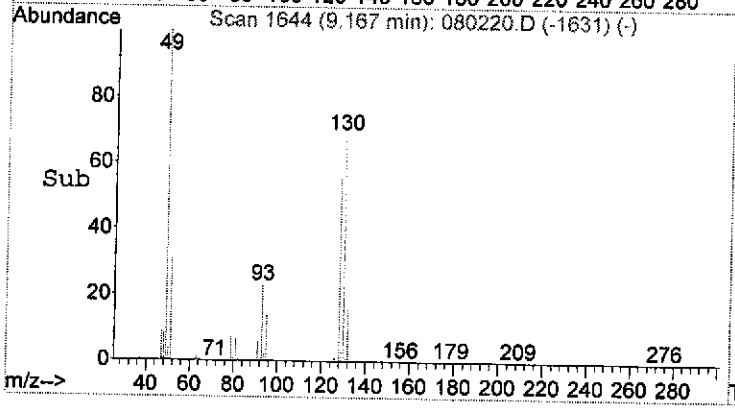

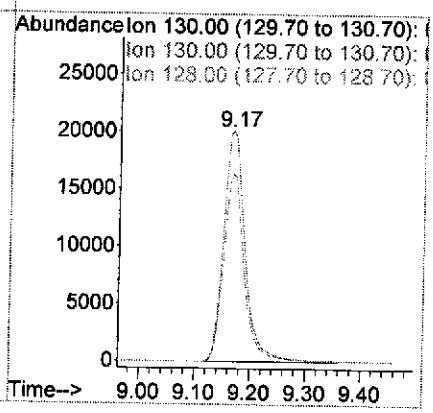

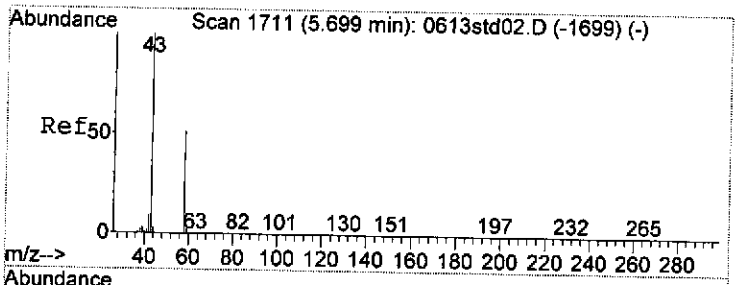

#10
Acetone
Concen: 4.45 ppbV
RT: 5.79 min Scan# 1036
Delta R.T. -0.02 min
Lab File: 080220.D
Acq: 03 Aug 2006 04:32

Tgt Ion: 43 Resp: 101205

Ion	Ratio	Lower	Upper
43	100		
43	100.0	80.0	120.0
58	44.8	36.8	55.2





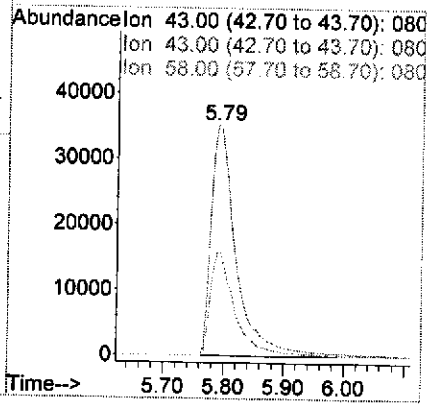

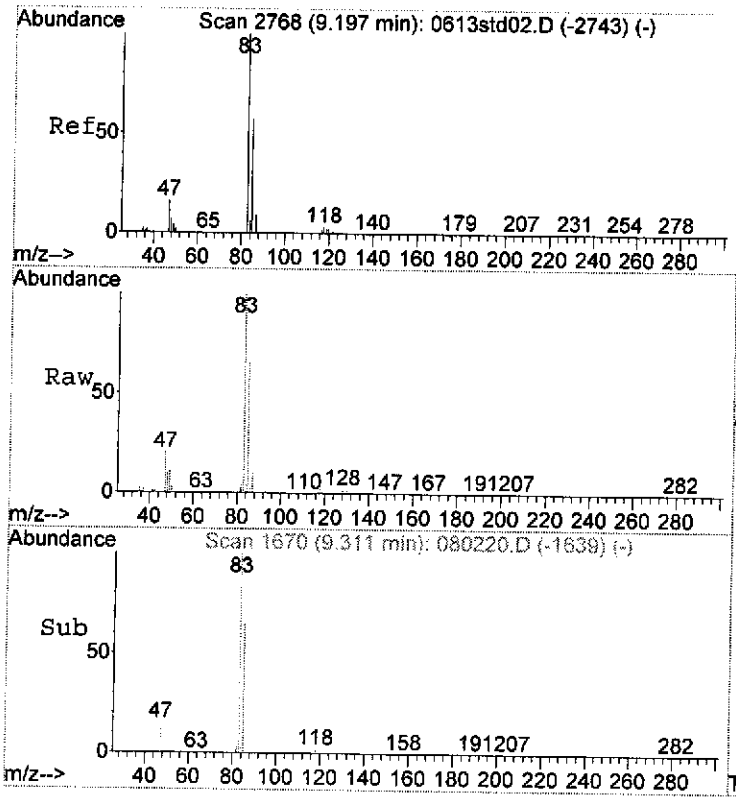

#24
Chloroform
Concen: 0.51 ppbV
RT: 9.31 min Scan# 1670
Delta R.T. -0.03 min
Lab File: 080220.D
Acq: 03 Aug 2006 04:32

Tgt Ion: 83 Resp: 16575

Ion	Ratio	Lower	Upper
83	100		
83	100.0	80.0	120.0
85	63.2	50.4	75.6

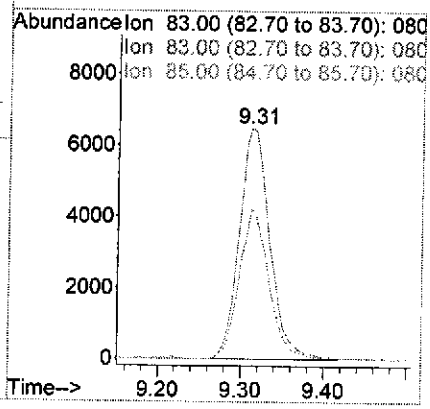

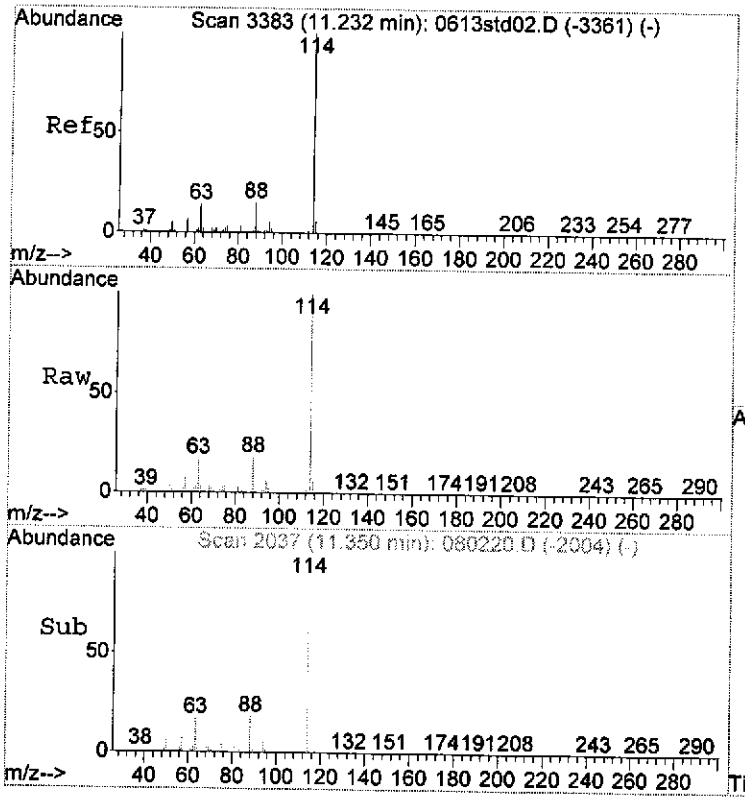

#25
Difluorobenzene,_1,4-_(IS)
Concen: 10.00 ppbV
RT: 11.35 min Scan# 2037
Delta R.T. -0.02 min
Lab File: 080220.D
Acq: 03 Aug 2006 04:32

Tgt Ion:114 Resp: 298936

Ion	Ratio	Lower	Upper
114	100		
114	100.0	80.0	120.0
63	18.2	16.0	24.0

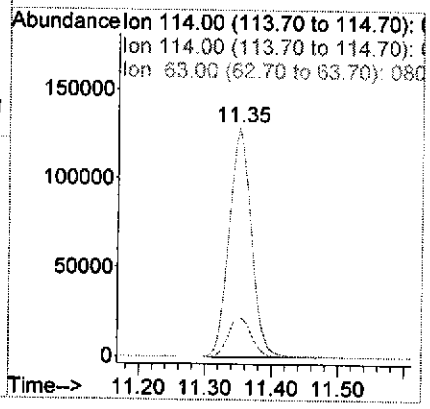

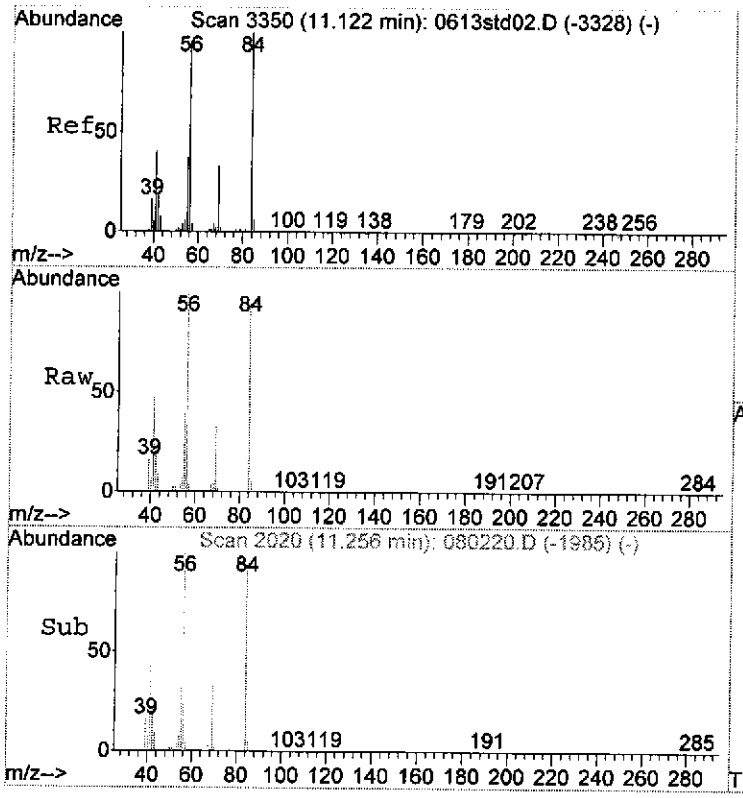

#30
Cyclohexane
Concen: 1.69 ppbV
RT: 11.26 min Scan# 2020
Delta R.T. -0.01 min
Lab File: 080220.D
Acq: 03 Aug 2006 04:32

Tgt Ion: 56 Resp: 77484

Ion	Ratio	Lower	Upper
56	100		
56	100.0	80.0	120.0
84	91.0	68.0	102.0

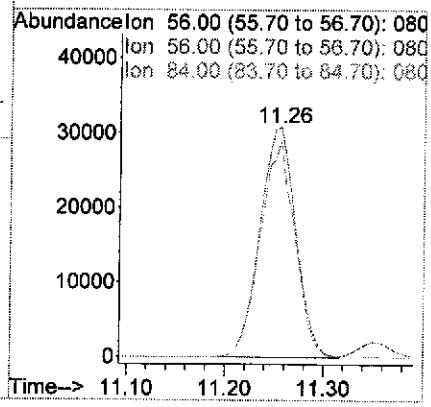

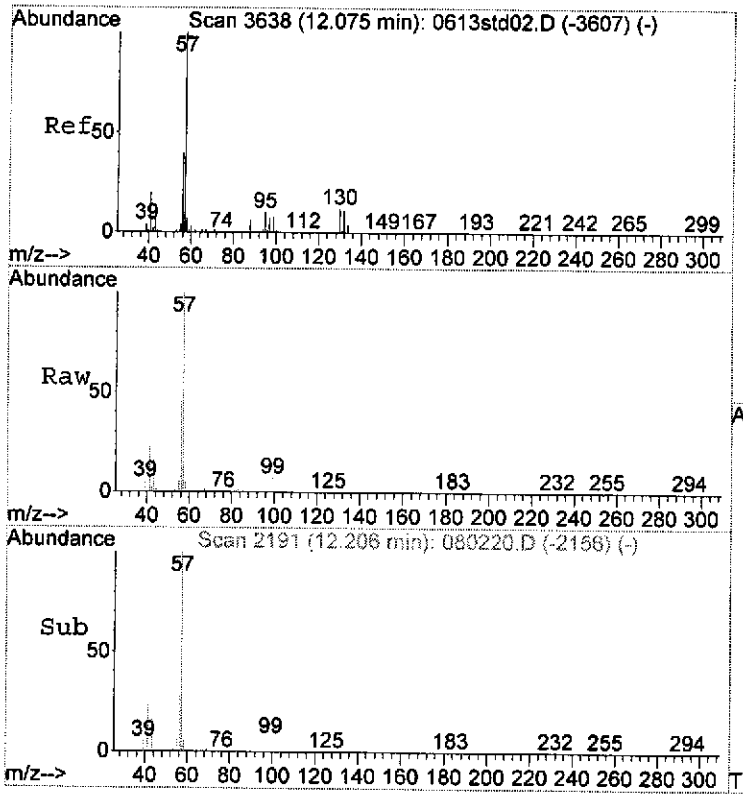

#34
Trimethylpentane,_2,2,4-
Concen: 15.82 ppbV
RT: 12.21 min Scan# 2191
Delta R.T. -0.01 min
Lab File: 080220.D
Acq: 03 Aug 2006 04:32

Tgt Ion: 57 Resp: 807966

Ion	Ratio	Lower	Upper
57	100		
57	100.0	80.0	120.0
56	43.5	34.4	51.6

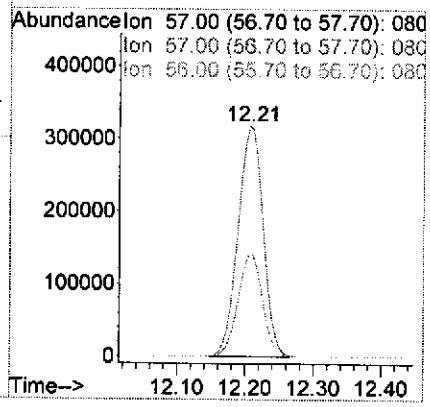

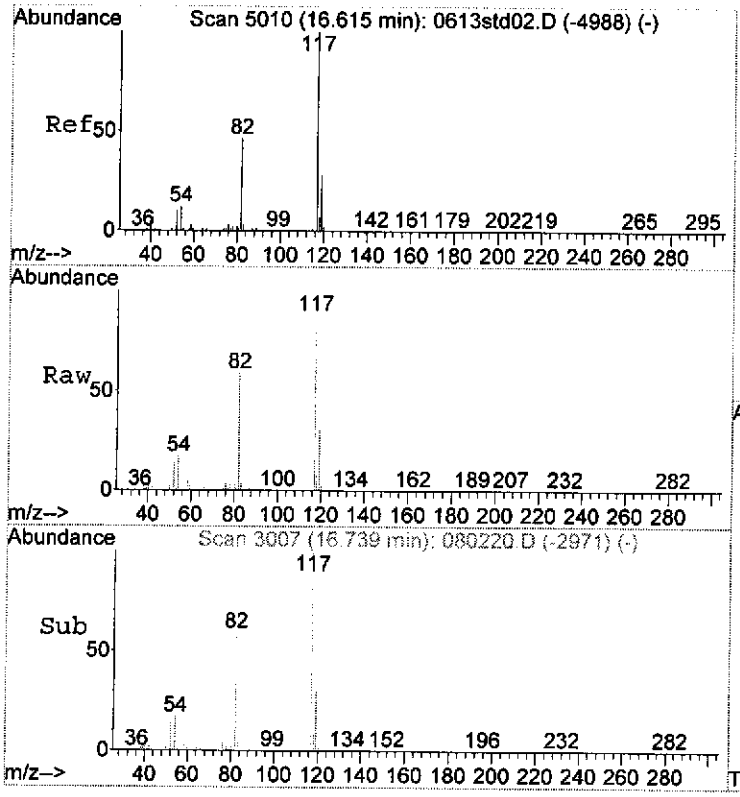

#40
Chlorobenzene,_d-5__(IS)
Concen: 10.00 ppbV
RT: 16.74 min Scan# 3007
Delta R.T. 0.00 min
Lab File: 080220.D
Acq: 03 Aug 2006 04:32

Tgt Ion:117 Resp: 258313

Ion	Ratio	Lower	Upper
117	100		
117	100.0	80.0	120.0
82	59.2	49.6	74.4

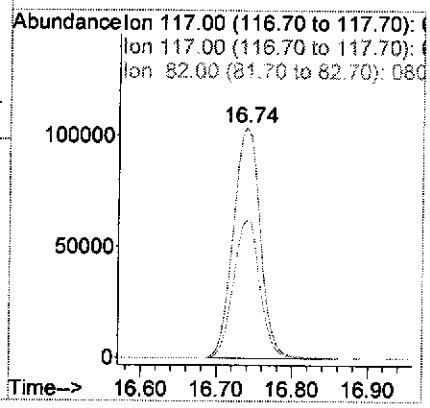

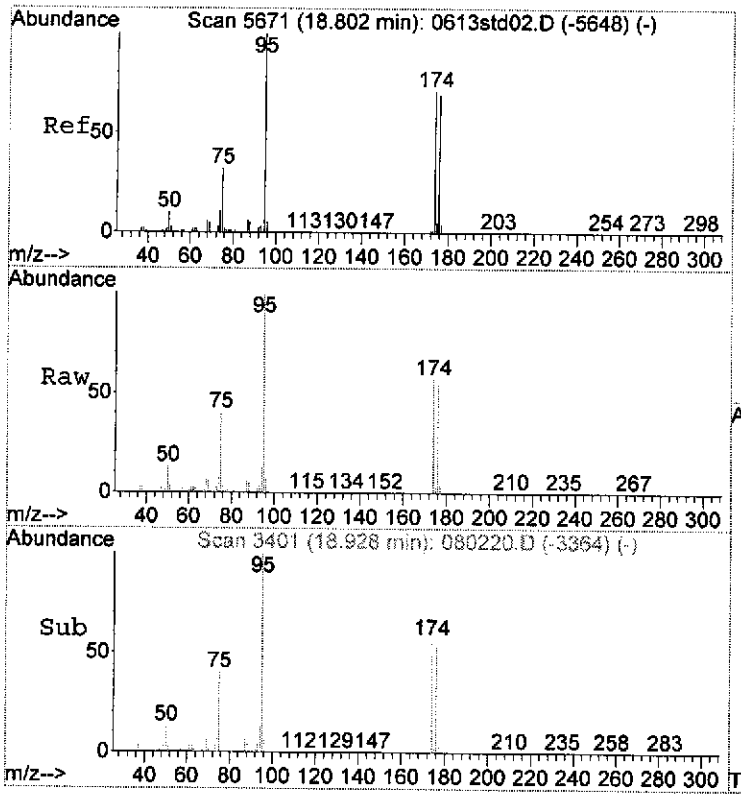

#52
Bromofluorobenzene_(tune_std)
Concen: Below ppbV
RT: 18.93 min Scan# 3401
Delta R.T. 0.01 min
Lab File: 080220.D
Acq: 03 Aug 2006 04:32

Tgt Ion: 95 Resp: 163563

Ion	Ratio	Lower	Upper
95	100		
95	100.0	80.0	120.0
174	57.9	47.2	70.8

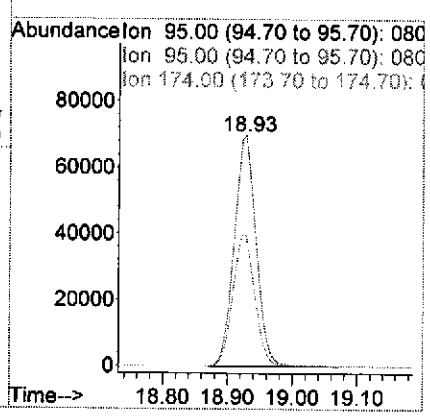

Quantitation Report (QT Reviewed)

Data Path : C:\MSDChem\1\DATA\Aug06\
Data File : 080208.D
Acq On : 02 Aug 06 18:30
Operator : .
Sample : 60419-03.
Misc : .
ALS Vial : 4 Sample Multiplier: 1

Quant Time: Aug 03 07:59:14 2006
Quant Method : C:\MSDCHEM\1\METHODS\PAL0726.M
Quant Title : TO-15
QLast Update : Wed Aug 02 16:15:53 2006
Response via : Initial Calibration

Internal Standards	R.T.	QIon	Response	Conc	Units	Dev(Min)
1) Bromochloromethane_(IS)	9.22	130	51122	10.00	ppbV	0.03
25) Difluorobenzene,_1,4-_(IS)	11.39	114	269359	10.00	ppbV	0.02
40) Chlorobenzene,_d-5__(IS)	16.75	117	177488	10.00	ppbV	0.02
System Monitoring Compounds						
52) Bromofluorobenzene_(tune_s	18.94	95	116341	10.76	ppbV	0.02
Spiked Amount 10.000	Range	75 - 125	Recovery	=	107.60%	
Target Compounds						Qvalue
2) Dichlorodifluoromethane	3.97	85	38607	1.46	ppbV	100
6) Butadiene,_1,3-	4.59	54	86980	5.63	ppbV #	55
10) Acetone	5.85	43	2772367	129.34	ppbV #	93
11) Trichlorofluoromethane	5.99	101	56038	2.14	ppbV	97
13) Butyl_Alcohol,_tert	6.80	59	109564m	9.64	ppbV	
14) Methylene_chloride	6.88	49	50151	2.44	ppbV	100
17) Carbon_disulfide	7.14	76	543873	9.46	ppbV	100
20) Methyl-t-butyl_ether	8.14	73	16071	0.33	ppbV	100
21) Methyl_ethyl_ketone	8.54	43	592332	16.28	ppbV	100
23) Hexane	9.24	57	145873	4.39	ppbV #	89
24) Chloroform	9.37	83	57944	1.88	ppbV	100
28) Benzene	10.98	78	208784	2.83	ppbV	97
30) Cyclohexane	11.27	56	20352	0.49	ppbV	95
34) Trimethylpentane,_2,2,4-	12.33	57	11057190	240.21	ppbV	96
35) Heptane	12.57	43	68426	1.58	ppbV	100
37) Methyl_isobutyl_ketone	13.27	43	23693	0.50	ppbV	97
41) Toluene	14.45	91	1288319	18.92	ppbV	99
44) Tetrachloroethylene	15.91	166	59970	2.47	ppbV	95
46) Ethylbenzene	17.33	91	297739	3.79	ppbV	97
47) Xylene,_m_&_p-	17.57	91	920546	7.40	ppbV	97
50) Tetrachloroethane,_1,1,2,2	18.28	83	6589	~~0.14~~	~~ppbV~~ < RL	97
51) Xylene,_o-	18.26	91	251818	3.89	ppbV	99
54) Ethyltoluene,_4-	20.19	105	113796	1.46	ppbV	98
55) Trimethylbenzene,_1,3,5-	20.33	105	67497	0.99	ppbV	96
56) Trimethylbenzene,_1,2,4-	21.02	105	254355	3.88	ppbV	97

(#) = qualifier out of range (m) = manual integration (+) = signals summed

Quantitation Report (QT Reviewed)

Data Path : C:\MSDChem\1\DATA\Aug06\
Data File : 080208.D
Acq On : 02 Aug 06 18:30
Operator : .
Sample : 60419-03.
Misc : .
ALS Vial : 4 Sample Multiplier: 1

Quant Time: Aug 03 07:59:14 2006
Quant Method : C:\MSDCHEM\1\METHODS\PAL0726.M
Quant Title : TO-15
QLast Update : Wed Aug 02 16:15:53 2006
Response via : Initial Calibration

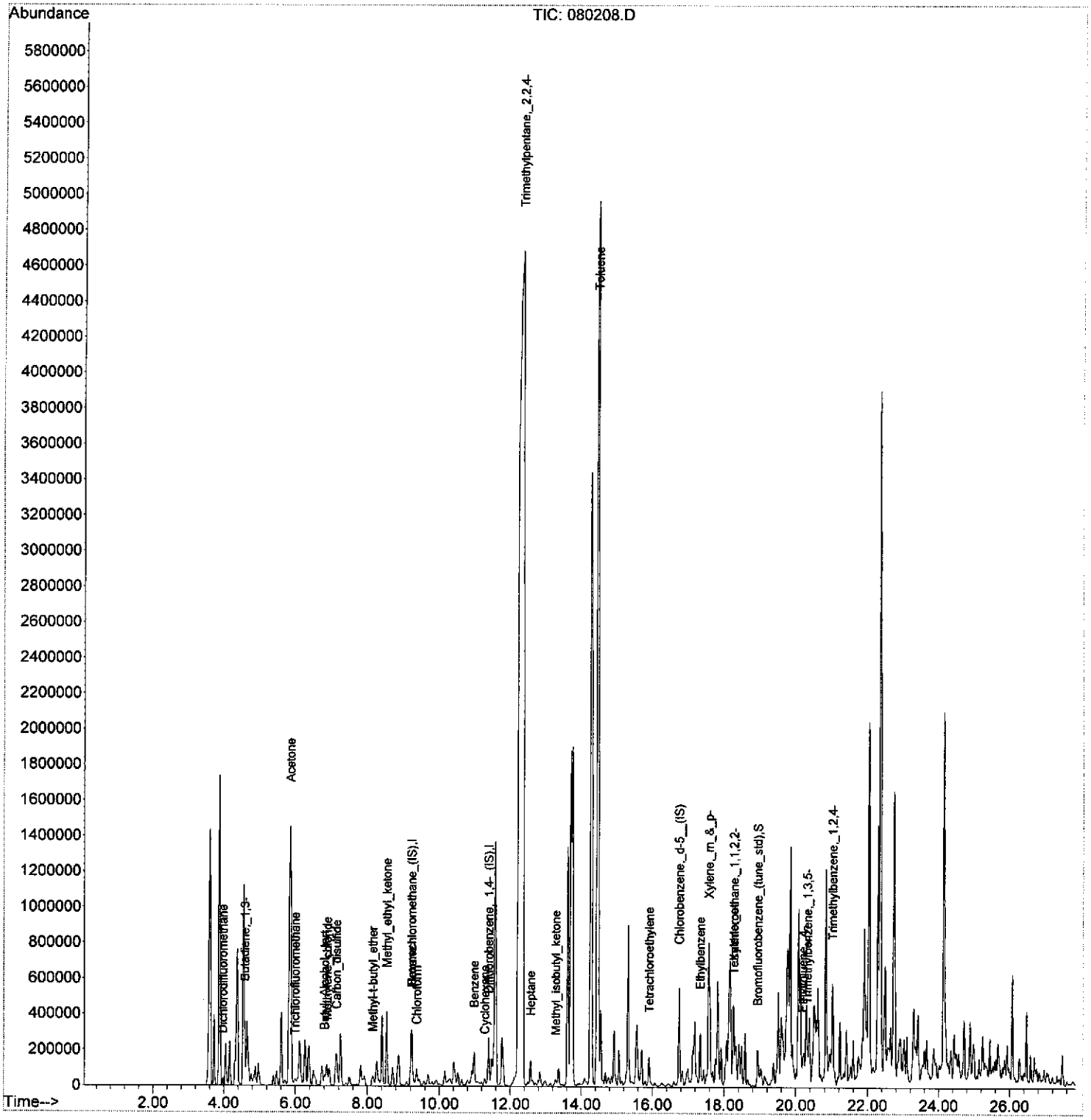

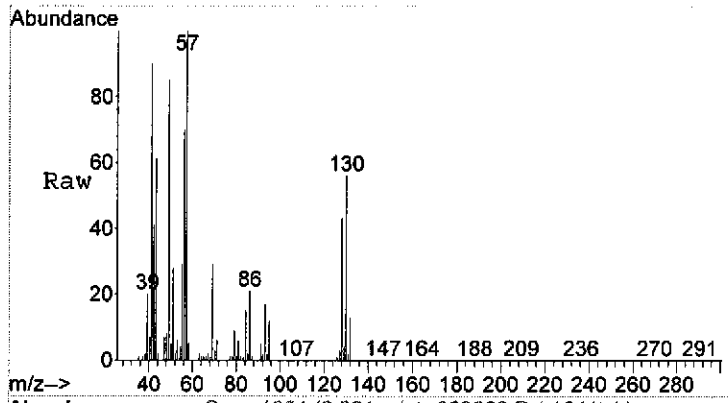

#1
Bromochloromethane_(IS)
Concen: 10.00 ppbV
RT: 9.22 min Scan# 1654
Delta R.T. 0.03 min
Lab File: 080208.D
Acq: 02 Aug 06 18:30

Tgt Ion:130 Resp: 51122

Ion	Ratio	Lower	Upper
130	100		
130	100.0	80.0	120.0
128	78.0	66.4	99.6

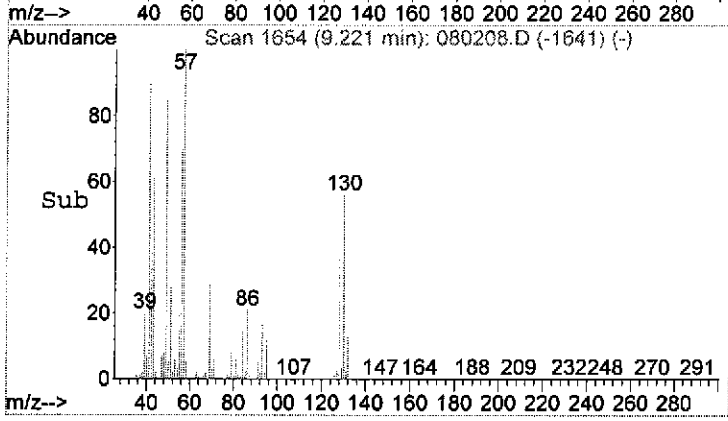

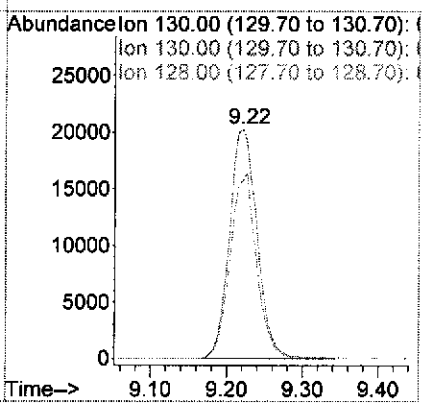

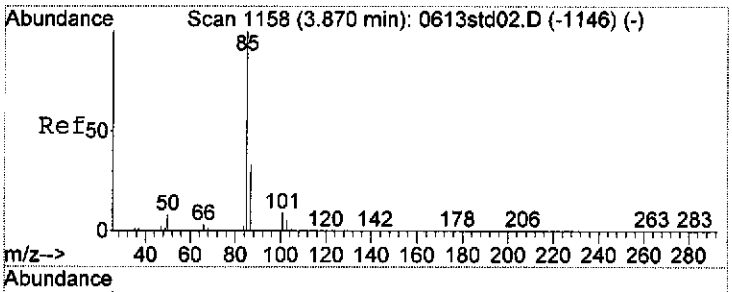

#2
Dichlorodifluoromethane
Concen: 1.46 ppbV
RT: 3.97 min Scan# 708
Delta R.T. 0.01 min
Lab File: 080208.D
Acq: 02 Aug 06 18:30

Tgt Ion: 85 Resp: 38607

Ion	Ratio	Lower	Upper
85	100		
85	100.0	80.0	120.0
87	32.1	24.8	37.2

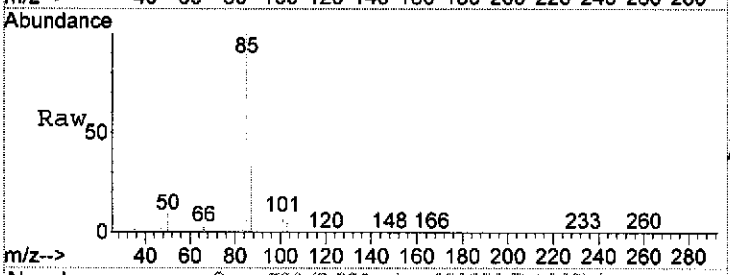

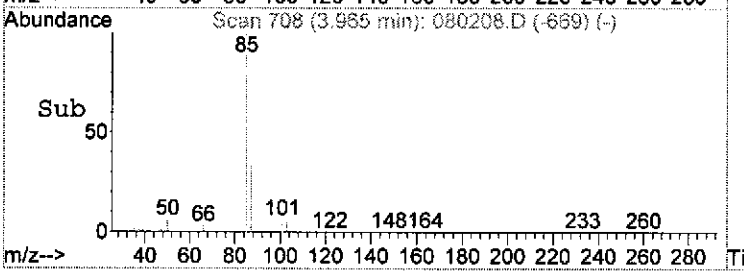

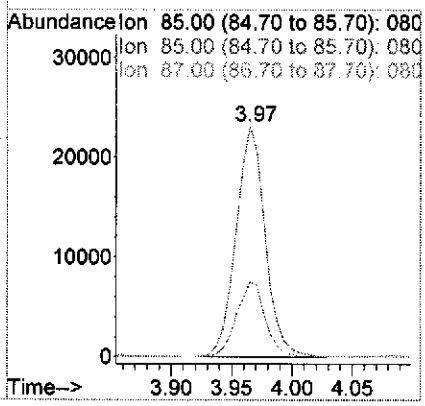

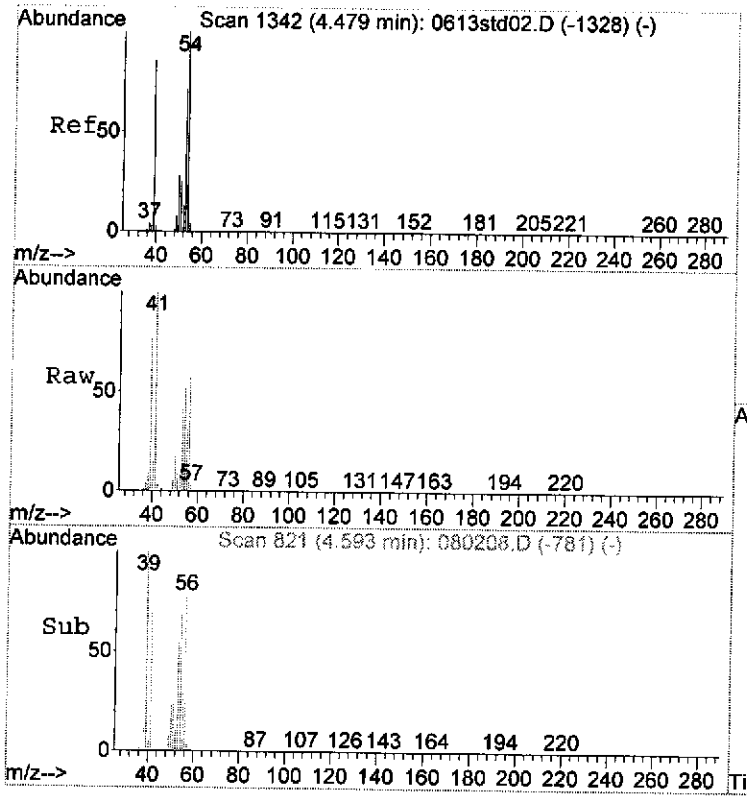

#6
Butadiene,_1,3-
Concen: 5.63 ppbV
RT: 4.59 min Scan# 821
Delta R.T. 0.02 min
Lab File: 080208.D
Acq: 02 Aug 06 18:30

Tgt Ion: 54 Resp: 86980

Ion	Ratio	Lower	Upper
54	100		
54	100.0	80.0	120.0
39	0.0	72.0	108.0#

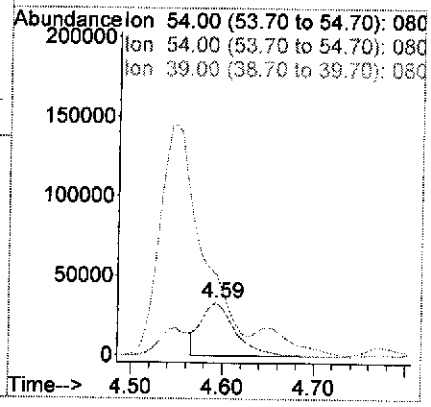

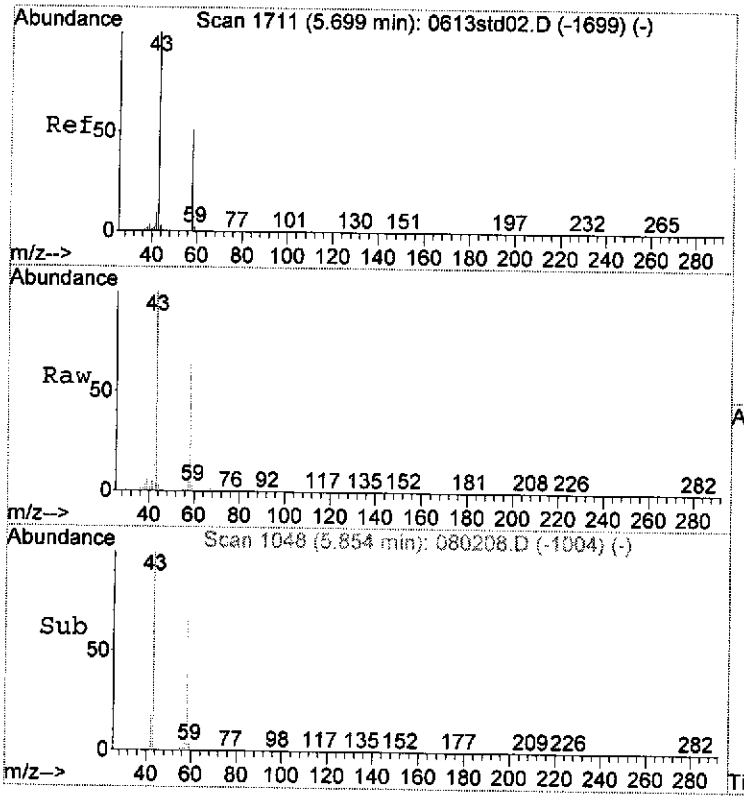

#10
Acetone
Concen: 129.34 ppbV
RT: 5.85 min Scan# 1048
Delta R.T. 0.04 min
Lab File: 080208.D
Acq: 02 Aug 06 18:30

Tgt Ion: 43 Resp: 2772367

Ion	Ratio	Lower	Upper
43	100		
43	100.0	80.0	120.0
58	59.9	36.8	55.2#

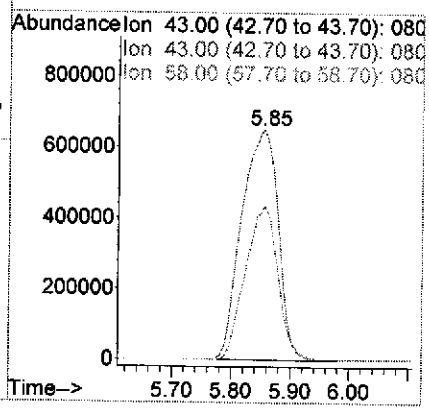



#11
Trichlorofluoromethane
Concen: 2.14 ppbV
RT: 5.99 min Scan# 1072
Delta R.T. 0.04 min
Lab File: 080208.D
Acq: 02 Aug 06 18:30

Tgt Ion:101 Resp: 56038

Ion	Ratio	Lower	Upper
101	100		
101	100.0	80.0	120.0
103	64.6	47.2	70.8

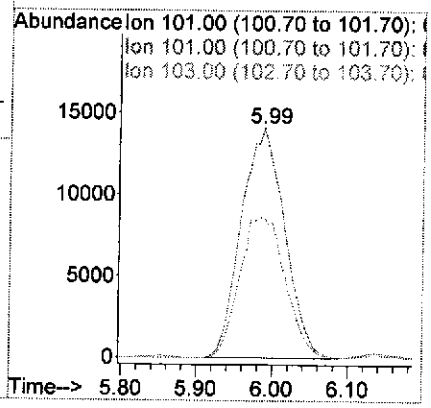

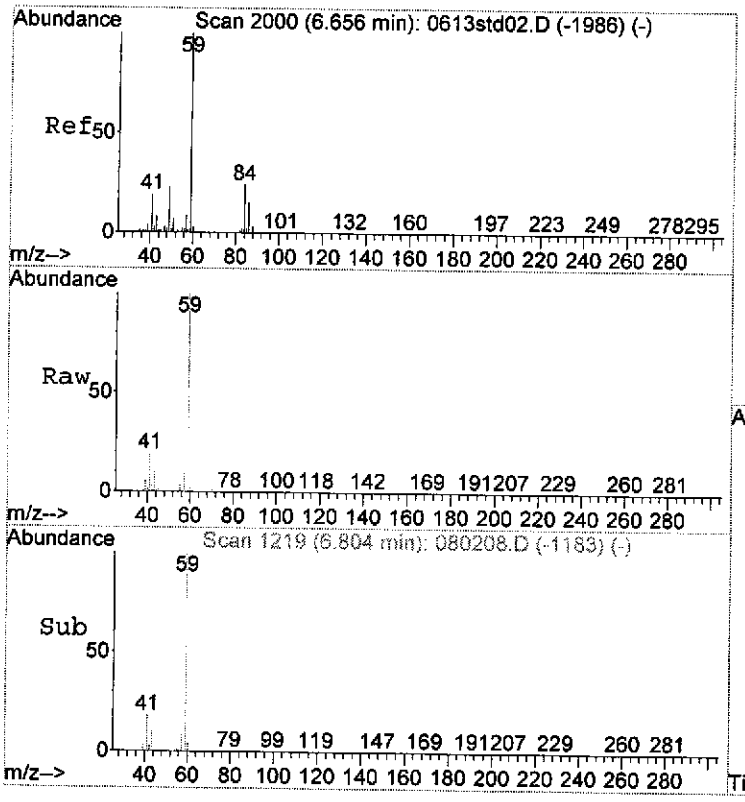

#13
Butyl_Alcohol,_tert
Concen: 9.64 ppbV m
RT: 6.80 min Scan# 1219
Delta R.T. 0.00 min
Lab File: 080208.D
Acq: 02 Aug 06 18:30

Tgt Ion: 59 Resp: 109564

Ion	Ratio	Lower	Upper
59	100		
59	85.3	80.0	120.0

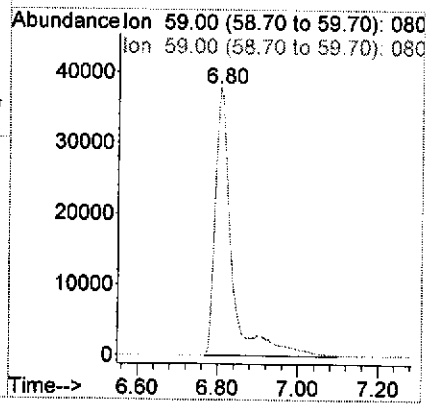

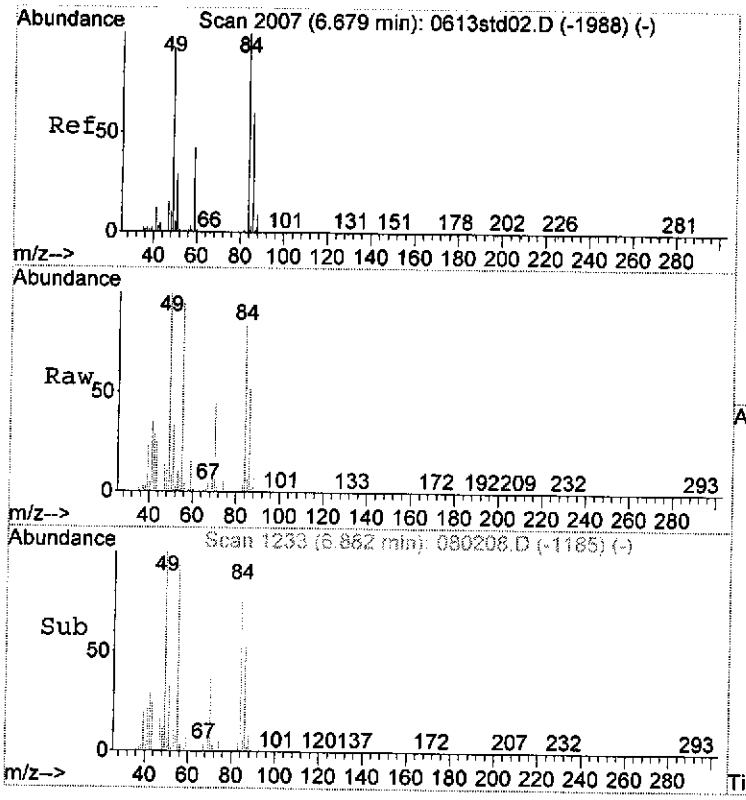

#14
Methylene_chloride
Concen: 2.44 ppbV
RT: 6.88 min Scan# 1233
Delta R.T. 0.07 min
Lab File: 080208.D
Acq: 02 Aug 06 18:30

Tgt Ion: 49 Resp: 50151

Ion	Ratio	Lower	Upper
49	100		
49	100.0	80.0	120.0
84	85.0	68.8	103.2

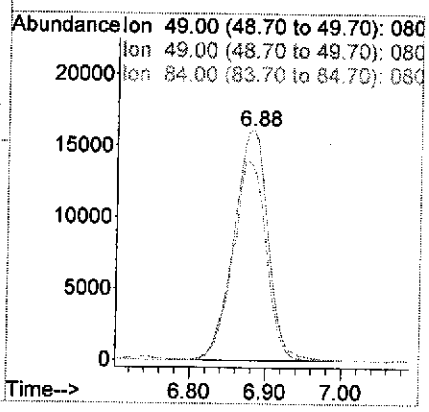

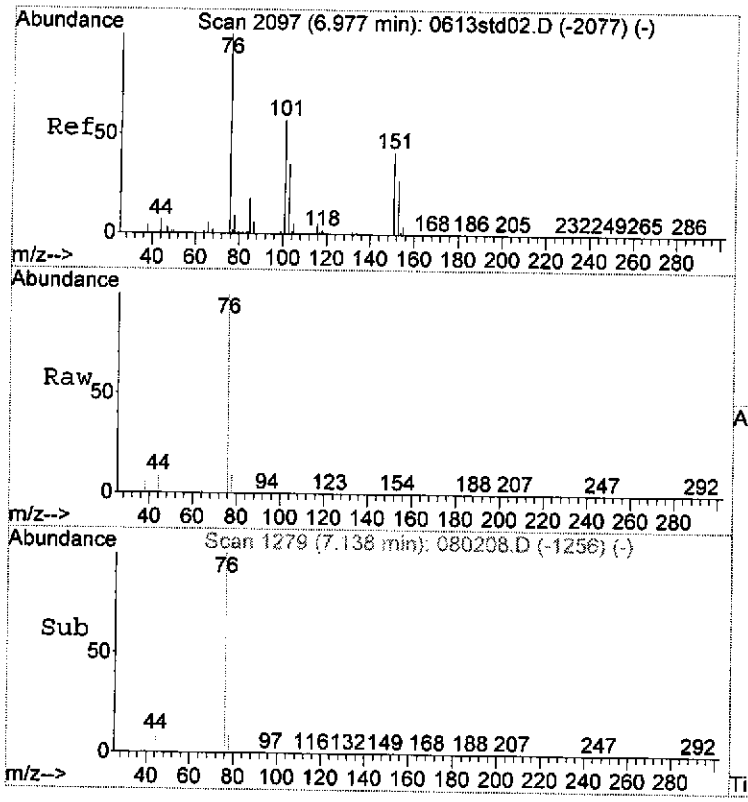

#17
Carbon_disulfide
Concen: 9.46 ppbV
RT: 7.14 min Scan# 1279
Delta R.T. 0.03 min
Lab File: 080208.D
Acq: 02 Aug 06 18:30

Tgt Ion: 76 Resp: 543873

Ion	Ratio	Lower	Upper
76	100		
76	100.0	80.0	120.0
44	8.3	6.0	9.0

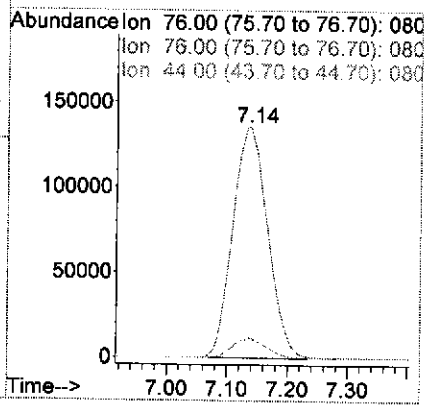

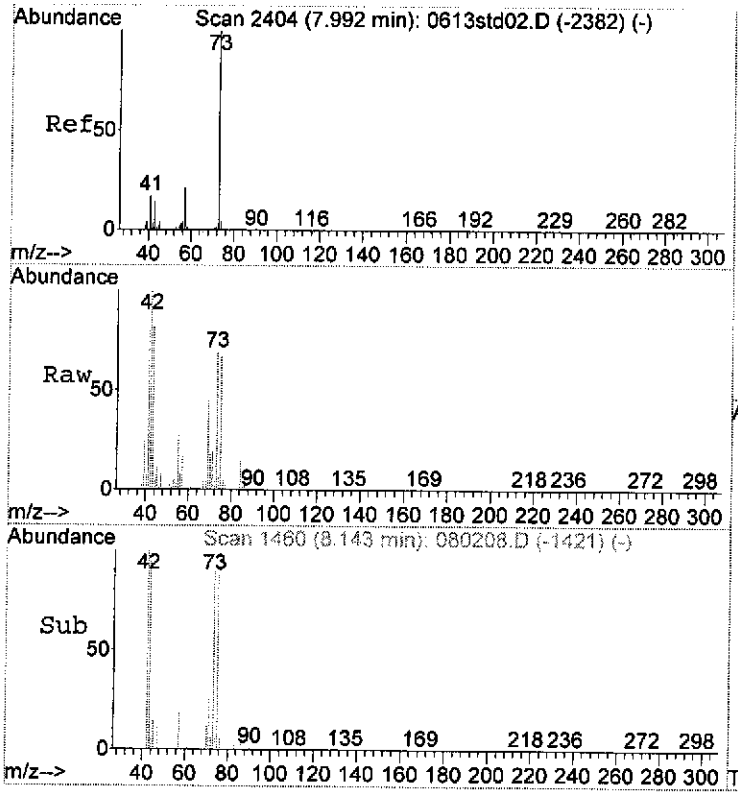

#20
Methyl-t-butyl_ether
Concen: 0.33 ppbV
RT: 8.14 min Scan# 1460
Delta R.T. 0.01 min
Lab File: 080208.D
Acq: 02 Aug 06 18:30

Tgt Ion: 73 Resp: 16071

Ion	Ratio	Lower	Upper
73	100		
73	100.0	80.0	120.0
57	25.3	19.2	28.8

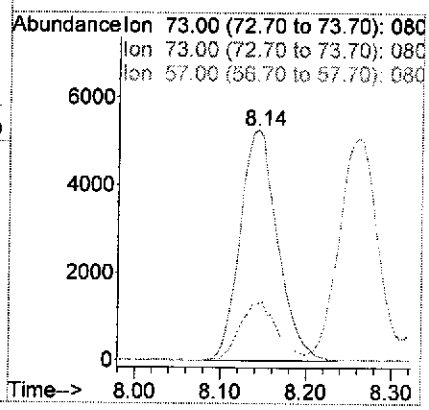

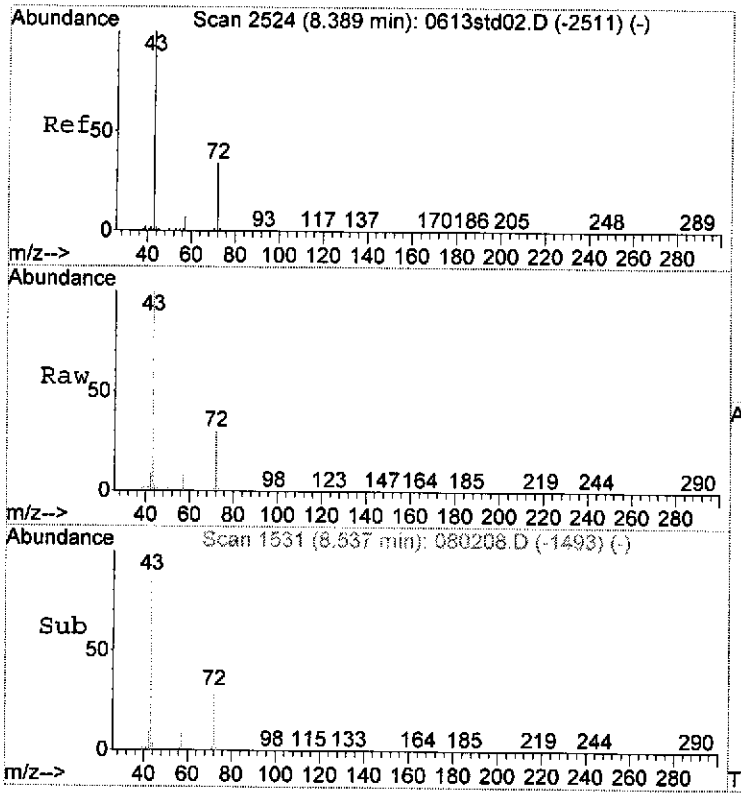

#21
Methyl_ethyl_ketone
Concen: 16.28 ppbV
RT: 8.54 min Scan# 1531
Delta R.T. 0.01 min
Lab File: 080208.D
Acq: 02 Aug 06 18:30

Tgt Ion: 43 Resp: 592332

Ion	Ratio	Lower	Upper
43	100		
43	100.0	80.0	120.0
72	30.1	24.0	36.0

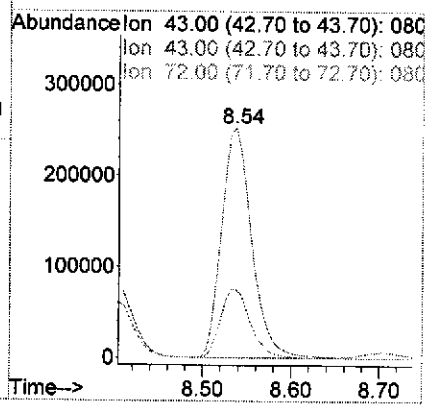

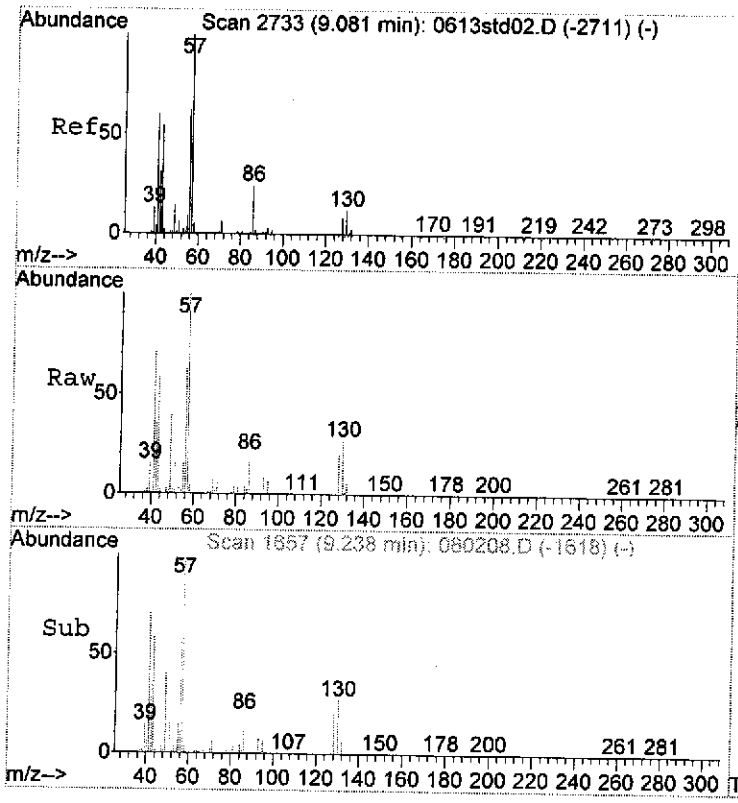

#23
Hexane
Concen: 4.39 ppbV
RT: 9.24 min Scan# 1657
Delta R.T. 0.02 min
Lab File: 080208.D
Acq: 02 Aug 06 18:30

Tgt Ion: 57 Resp: 145873

Ion	Ratio	Lower	Upper
57	100		
57	100.0	80.0	120.0
41	90.2	55.2	82.8#

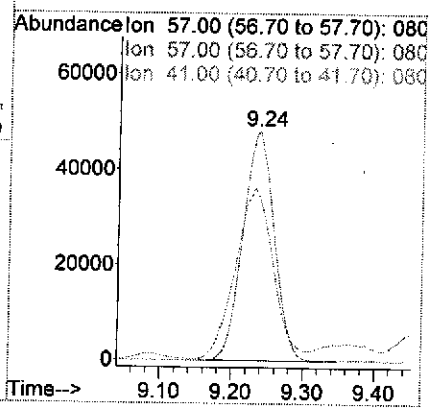

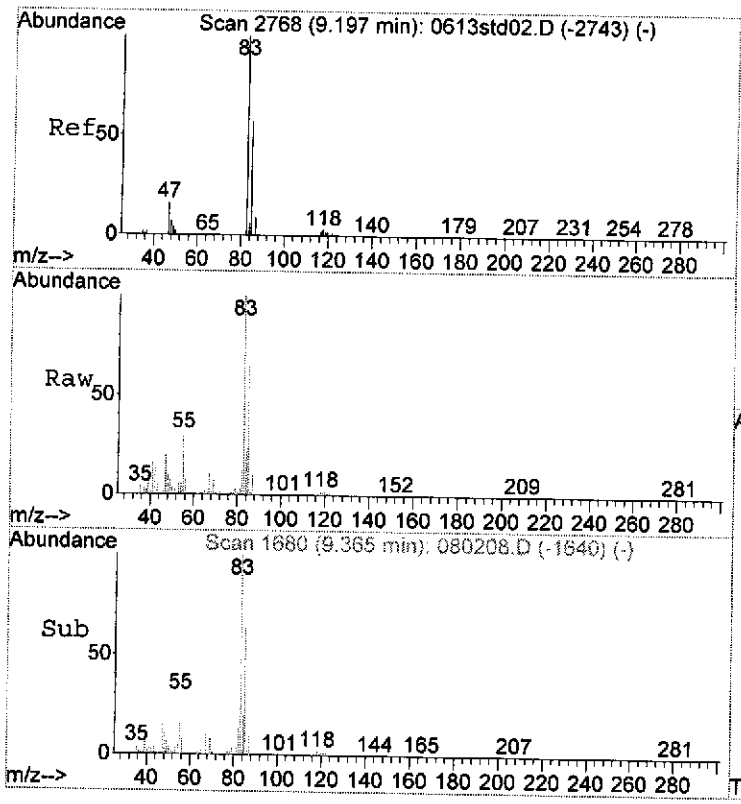

#24
Chloroform
Concen: 1.88 ppbV
RT: 9.37 min Scan# 1680
Delta R.T. 0.02 min
Lab File: 080208.D
Acq: 02 Aug 06 18:30

Tgt Ion: 83 Resp: 57944

Ion	Ratio	Lower	Upper
83	100		
83	100.0	80.0	120.0
85	62.4	50.4	75.6

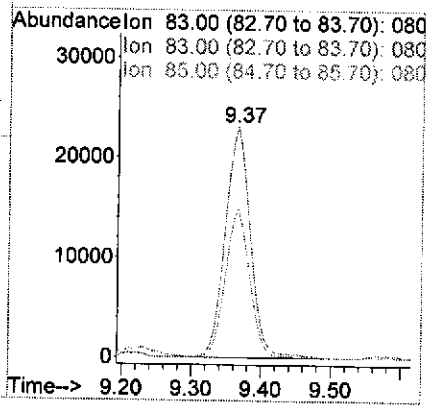

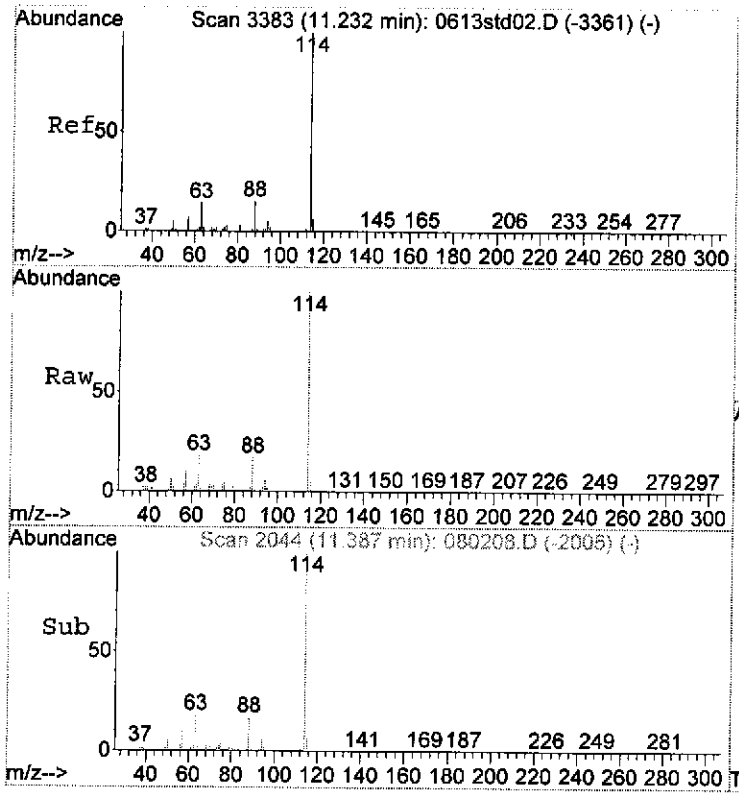

#25
Difluorobenzene,_1,4-_(IS)
Concen: 10.00 ppbV
RT: 11.39 min Scan# 2044
Delta R.T. 0.02 min
Lab File: 080208.D
Acq: 02 Aug 06 18:30

Tgt Ion:114 Resp: 269359

Ion	Ratio	Lower	Upper
114	100		
114	100.0	80.0	120.0
63	19.5	16.0	24.0

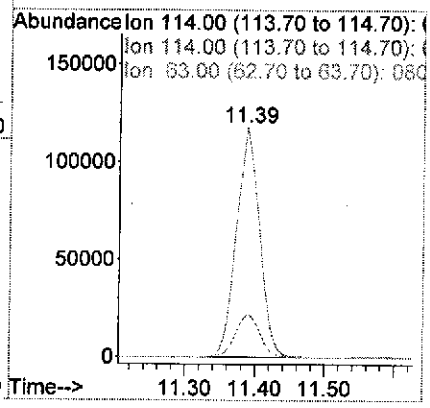

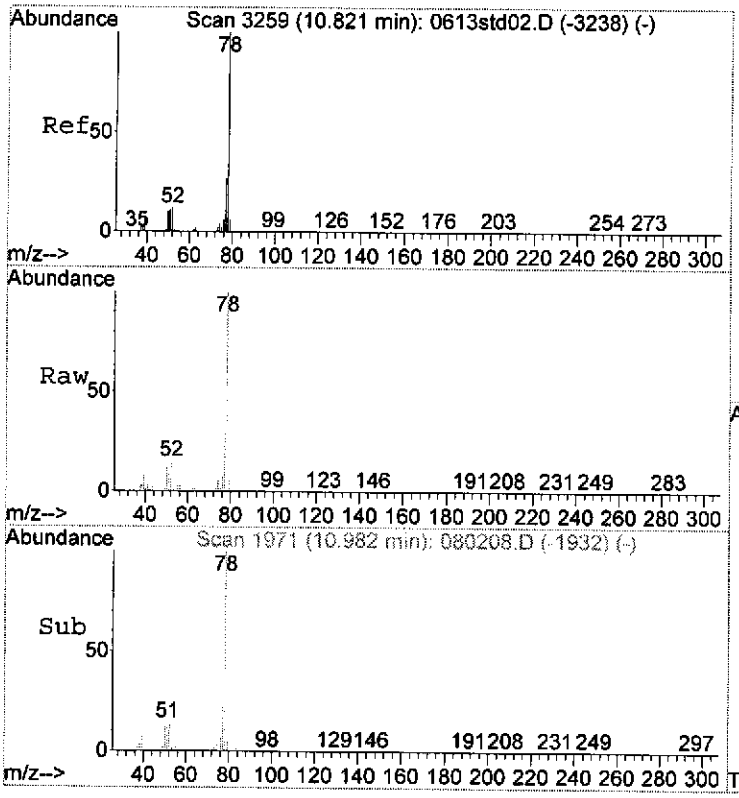

#28
Benzene
Concen: 2.83 ppbV
RT: 10.98 min Scan# 1971
Delta R.T. 0.02 min
Lab File: 080208.D
Acq: 02 Aug 06 18:30

Tgt Ion: 78 Resp: 208784

Ion	Ratio	Lower	Upper
78	100		
78	100.0	80.0	120.0
77	28.6	28.0	42.0

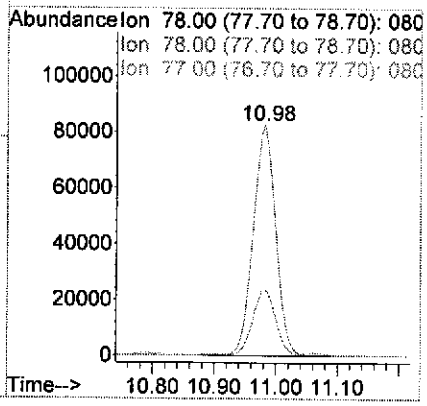

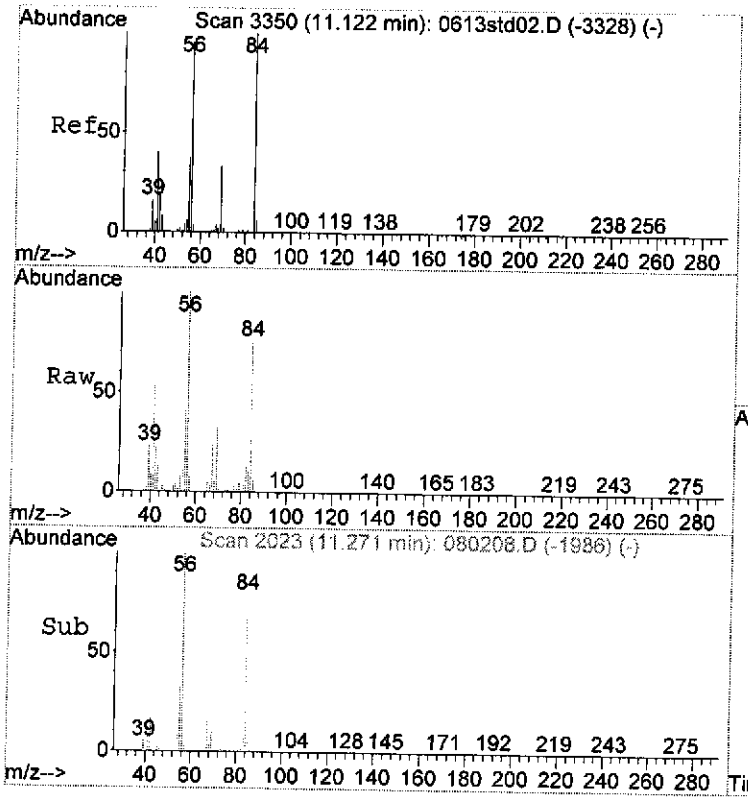

#30
Cyclohexane
Concen: 0.49 ppbV
RT: 11.27 min Scan# 2023
Delta R.T. 0.01 min
Lab File: 080208.D
Acq: 02 Aug 06 18:30

Tgt Ion: 56 Resp: 20352

Ion	Ratio	Lower	Upper
56	100		
56	100.0	80.0	120.0
84	95.5	68.0	102.0

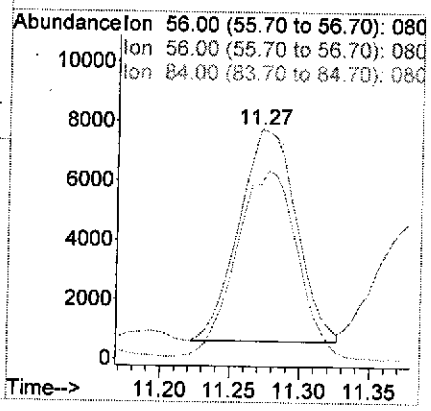

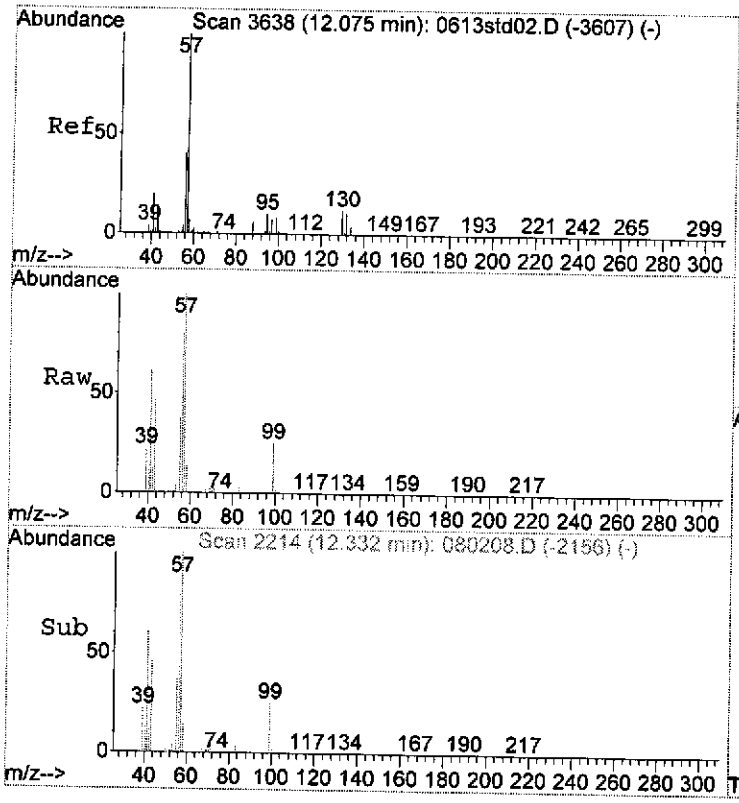

#34
Trimethylpentane,_2,2,4-
Concen: 240.21 ppbV
RT: 12.33 min Scan# 2214
Delta R.T. 0.12 min
Lab File: 080208.D
Acq: 02 Aug 06 18:30

Tgt Ion: 57 Resp:11057190

Ion	Ratio	Lower	Upper
57	100		
57	100.0	80.0	120.0
56	51.0	34.4	51.6

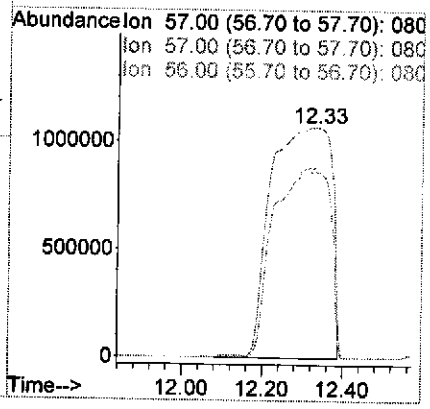

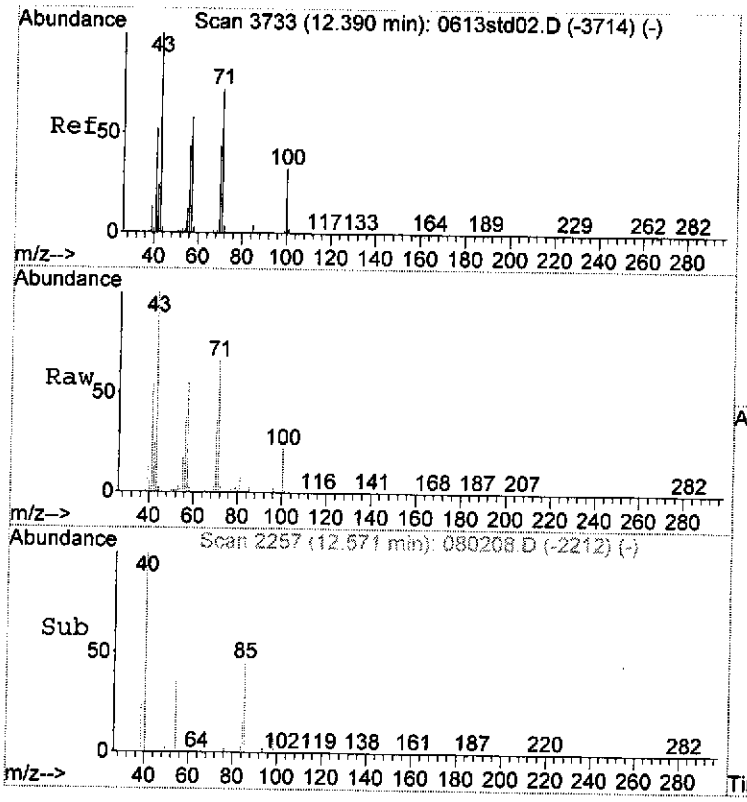

#35
Heptane
Concen: 1.58 ppbV
RT: 12.57 min Scan# 2257
Delta R.T. 0.05 min
Lab File: 080208.D
Acq: 02 Aug 06 18:30

Tgt Ion: 43 Resp: 68426

Ion	Ratio	Lower	Upper
43	100		
43	100.0	80.0	120.0
71	64.6	51.2	76.8

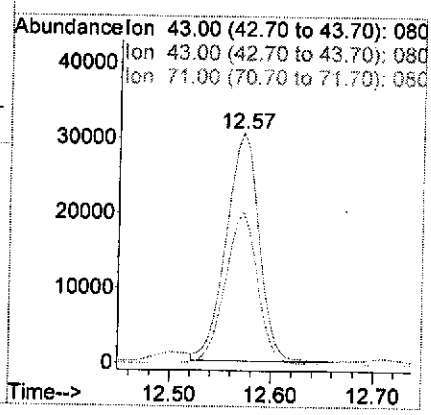

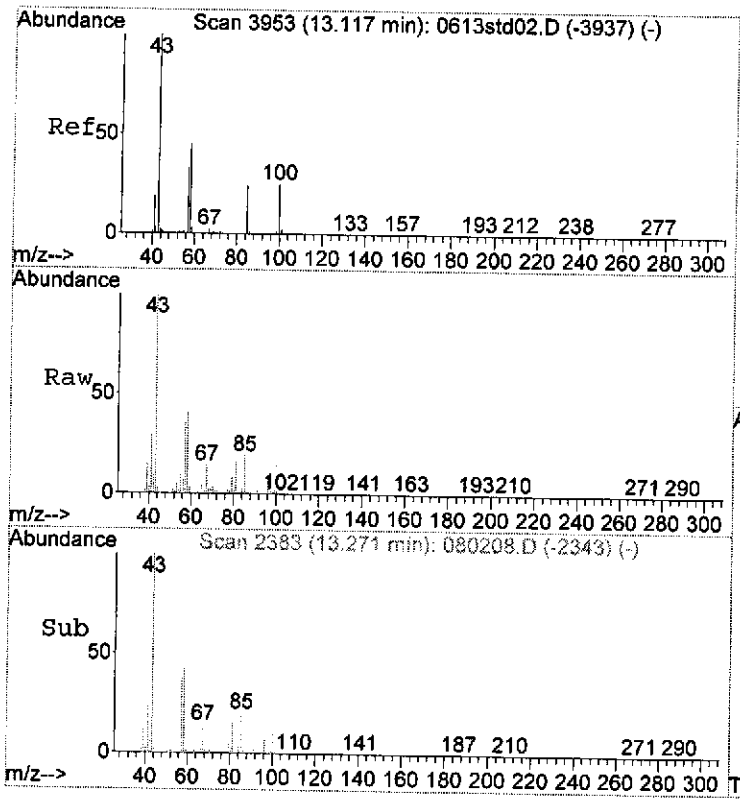

#37
Methyl_isobutyl_ketone
Concen: 0.50 ppbV
RT: 13.27 min Scan# 2383
Delta R.T. 0.02 min
Lab File: 080208.D
Acq: 02 Aug 06 18:30

Tgt Ion: 43 Resp: 23693

Ion	Ratio	Lower	Upper
43	100		
43	100.0	80.0	120.0
58	40.0	36.8	55.2

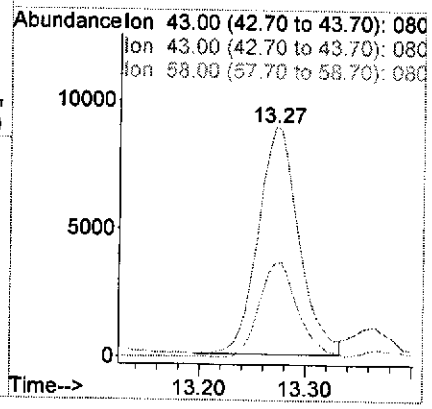

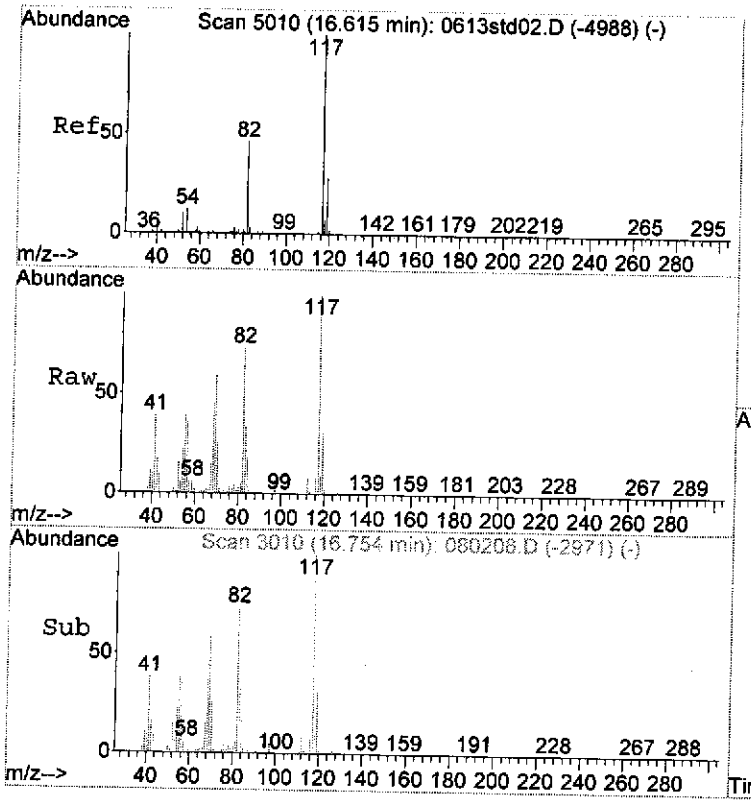

#40
Chlorobenzene, d-5 (IS)
Concen: 10.00 ppbV
RT: 16.75 min Scan# 3010
Delta R.T. 0.02 min
Lab File: 080208.D
Acq: 02 Aug 06 18:30

Tgt Ion:117 Resp: 177488

Ion	Ratio	Lower	Upper
117	100		
117	100.0	80.0	120.0
82	73.1	49.6	74.4

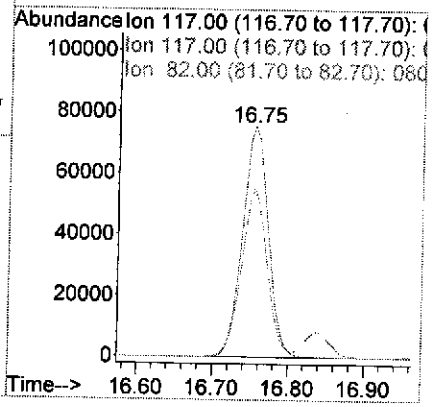

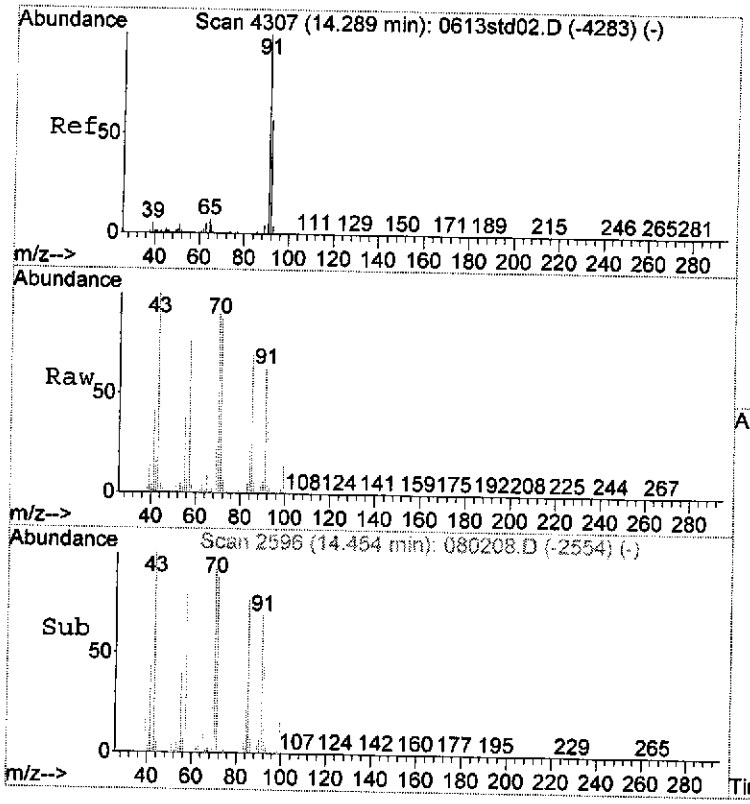

#41
Toluene
Concen: 18.92 ppbV
RT: 14.45 min Scan# 2596
Delta R.T. 0.03 min
Lab File: 080208.D
Acq: 02 Aug 06 18:30

Tgt Ion: 91 Resp: 1288319

Ion	Ratio	Lower	Upper
91	100		
91	100.0	80.0	120.0
92	62.5	51.2	76.8

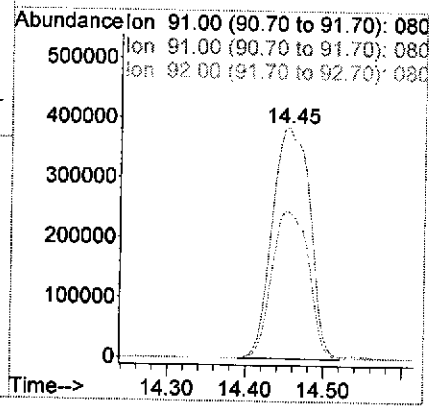

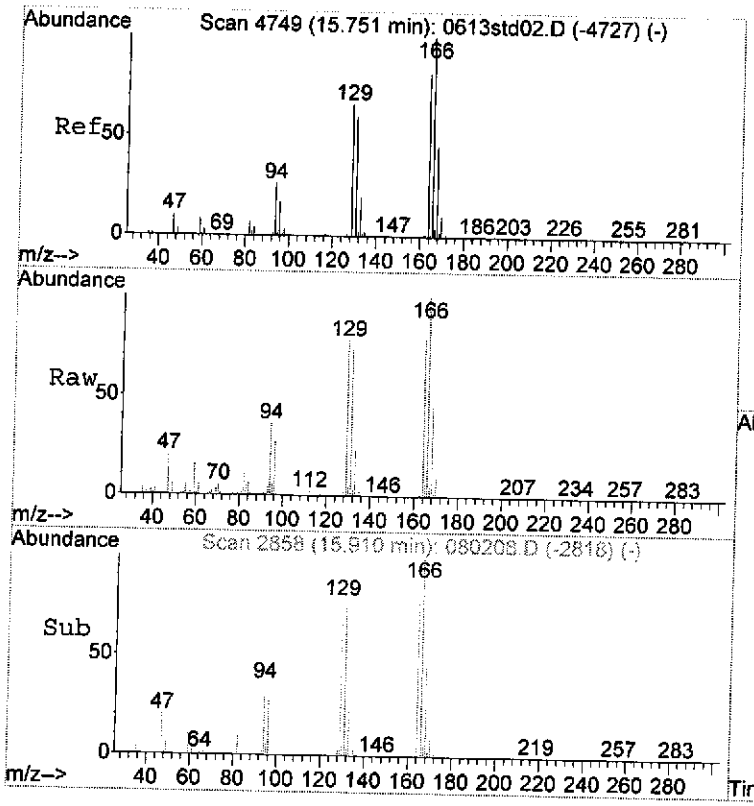

#44
Tetrachloroethylene
Concen: 2.47 ppbV
RT: 15.91 min Scan# 2858
Delta R.T. 0.02 min
Lab File: 080208.D
Acq: 02 Aug 06 18:30

Tgt Ion:166 Resp: 59970

Ion	Ratio	Lower	Upper
166	100		
166	100.0	80.0	120.0
164	81.8	72.8	109.2

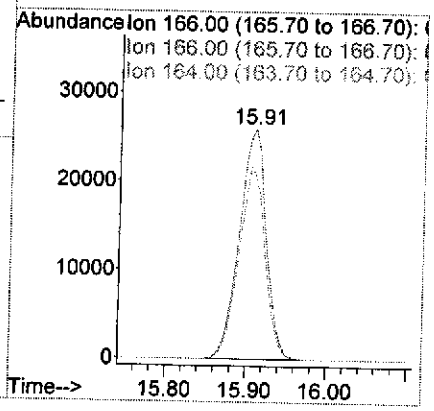

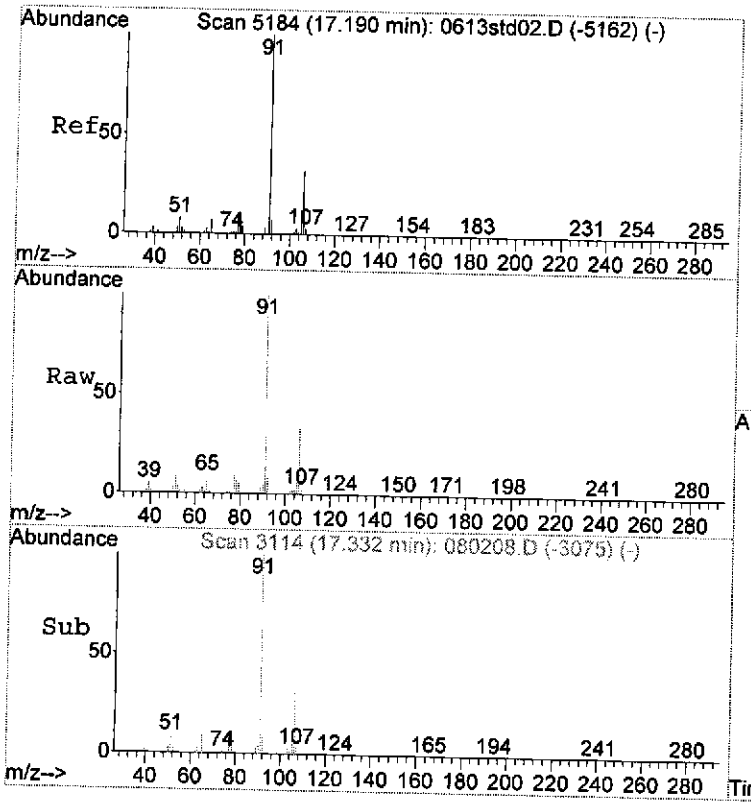

#46
Ethylbenzene
Concen: 3.79 ppbV
RT: 17.33 min Scan# 3114
Delta R.T. 0.02 min
Lab File: 080208.D
Acq: 02 Aug 06 18:30

Tgt Ion: 91 Resp: 297739

Ion	Ratio	Lower	Upper
91	100		
91	100.0	80.0	120.0
106	32.1	30.4	45.6

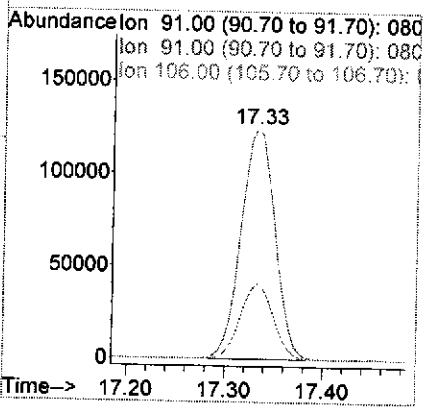

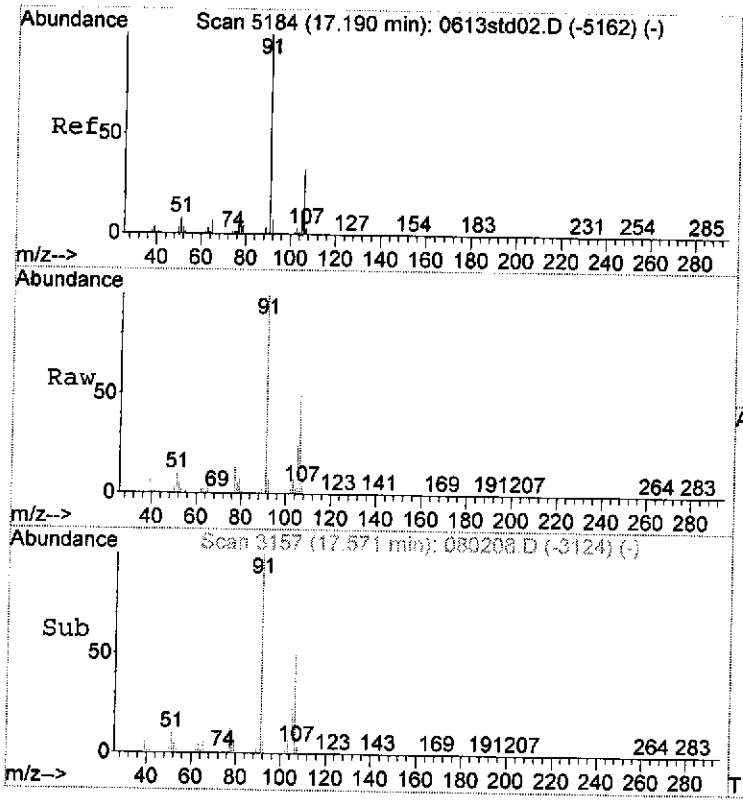

#47
Xylene,_m_&_p-
Concen: 7.40 ppbV
RT: 17.57 min Scan# 3157
Delta R.T. -0.02 min
Lab File: 080208.D
Acq: 02 Aug 06 18:30

Tgt Ion: 91 Resp: 920546

Ion	Ratio	Lower	Upper
91	100		
91	100.0	80.0	120.0
106	49.4	44.0	66.0

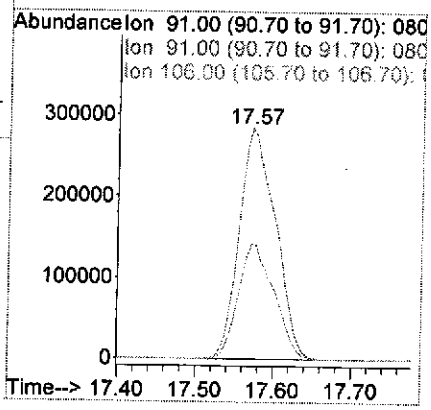

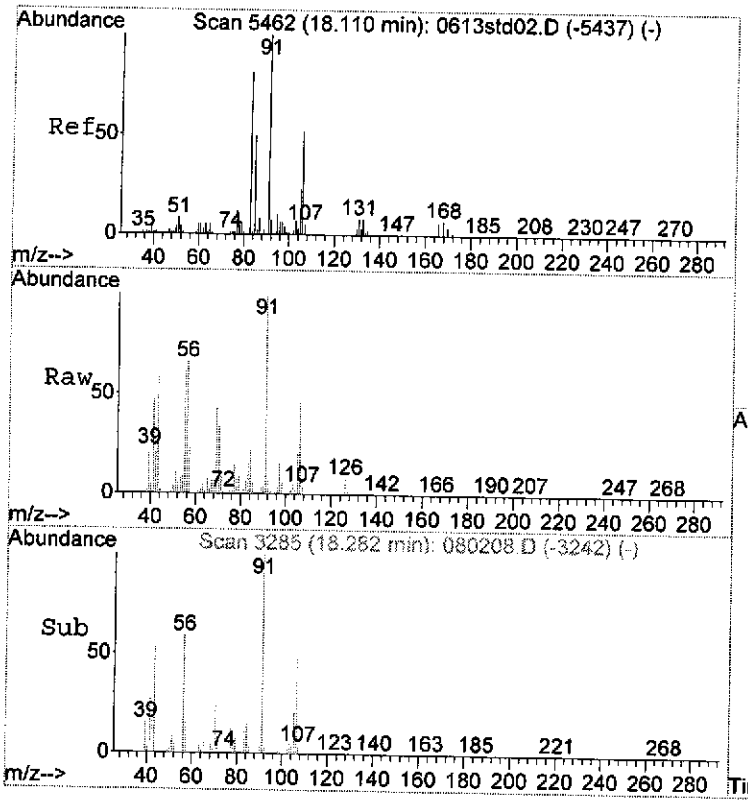

#50
Tetrachloroethane,_1,1,2,2-
Concen: 0.14 ppbV
RT: 18.28 min Scan# 3285
Delta R.T. 0.04 min
Lab File: 080208.D
Acq: 02 Aug 06 18:30

Tgt Ion: 83 Resp: 6589

Ion	Ratio	Lower	Upper
83	100		
83	100.0	80.0	120.0
85	65.0	47.2	70.8

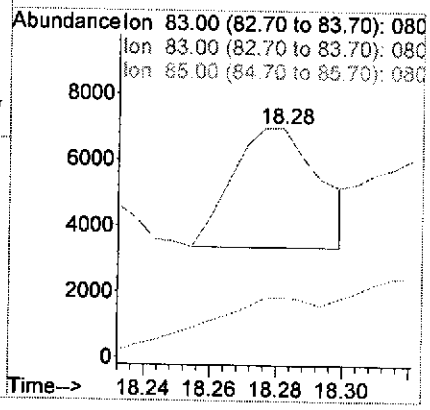

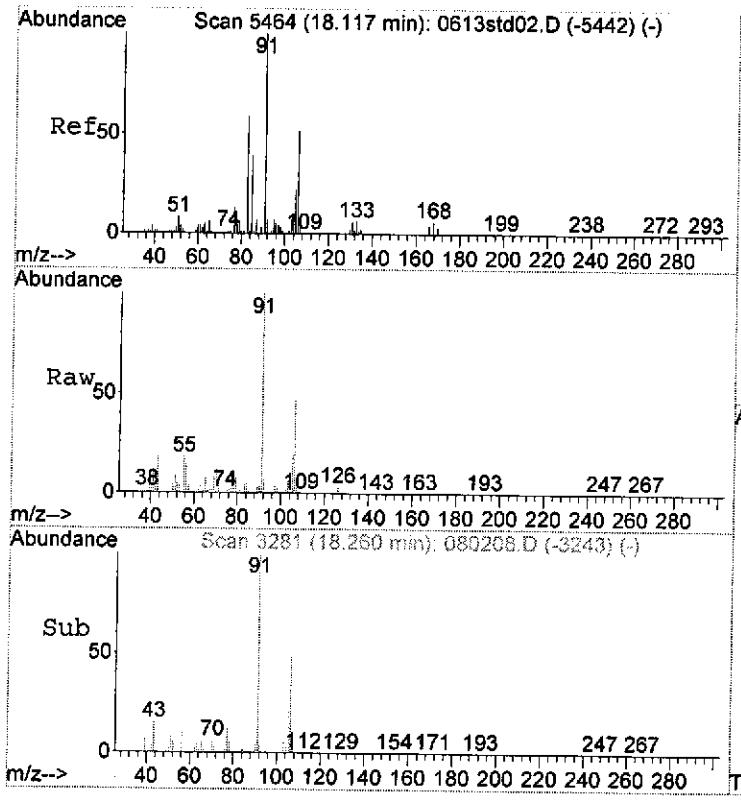

#51
Xylene,_o-
Concen: 3.89 ppbV
RT: 18.26 min Scan# 3281
Delta R.T. 0.01 min
Lab File: 080208.D
Acq: 02 Aug 06 18:30

Tgt Ion: 91 Resp: 251818

Ion	Ratio	Lower	Upper
91	100		
91	100.0	80.0	120.0
106	48.0	40.0	60.0

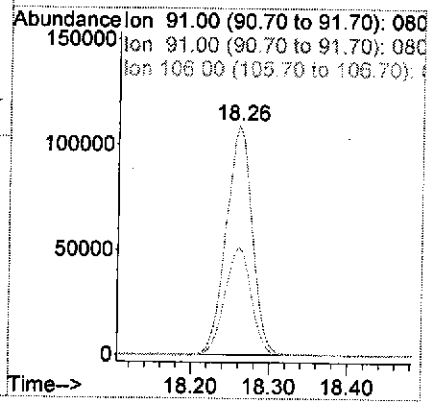

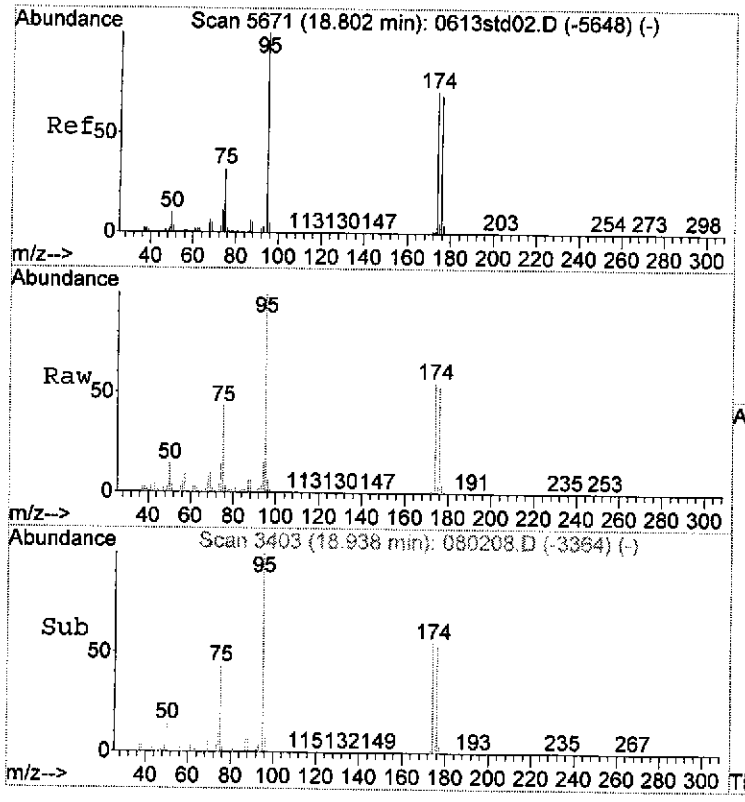

#52
Bromofluorobenzene_(tune_std)
Concen: 3.89 ppbV
RT: 18.94 min Scan# 3403
Delta R.T. 0.02 min
Lab File: 080208.D
Acq: 02 Aug 06 18:30

Tgt Ion: 95 Resp: 116341

Ion	Ratio	Lower	Upper
95	100		
95	100.0	80.0	120.0
174	55.3	47.2	70.8

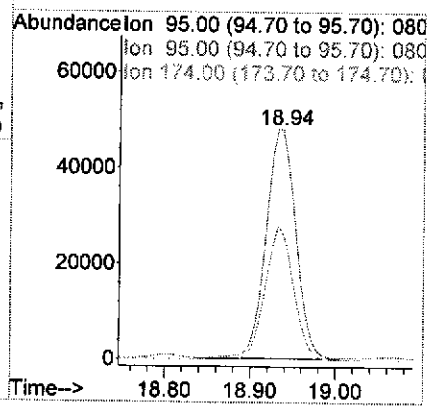



#54
Ethyltoluene,_4-
Concen: 1.46 ppbV
RT: 20.19 min Scan# 3629
Delta R.T. 0.01 min
Lab File: 080208.D
Acq: 02 Aug 06 18:30

Tgt Ion:105 Resp: 113796

Ion	Ratio	Lower	Upper
105	100		
105	100.0	80.0	120.0
120	29.6	28.0	42.0

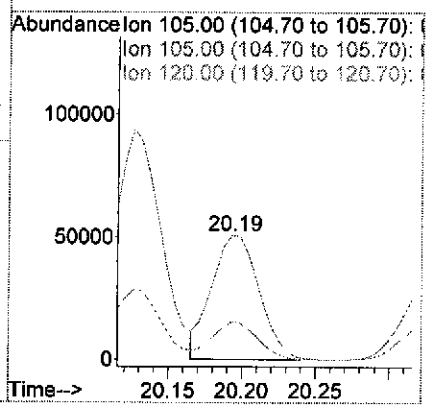

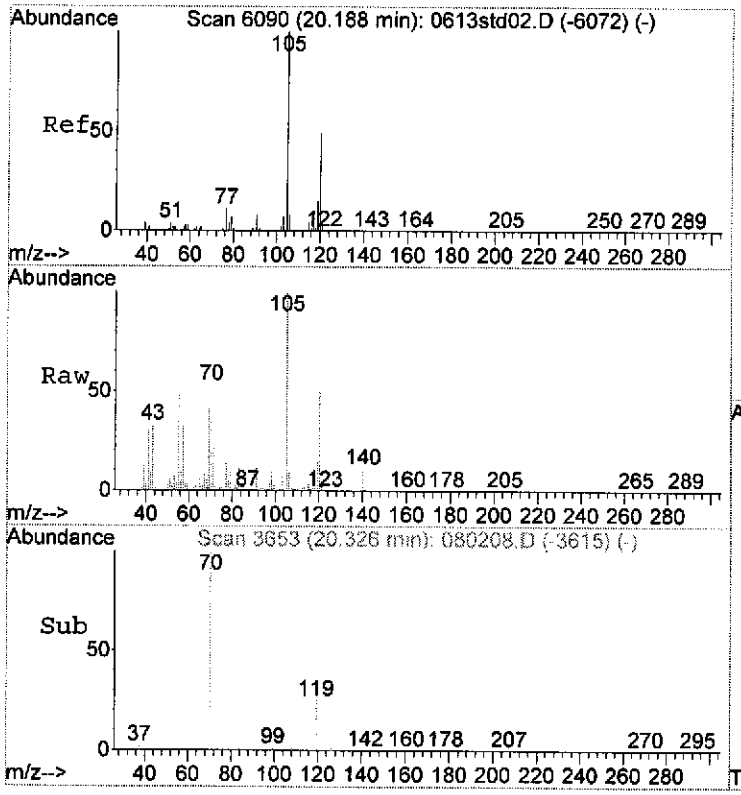

#55
Trimethylbenzene,_1,3,5-
Concen: 0.99 ppbV
RT: 20.33 min Scan# 3653
Delta R.T. 0.01 min
Lab File: 080208.D
Acq: 02 Aug 06 18:30

Tgt Ion:105 Resp: 67497

Ion	Ratio	Lower	Upper
105	100		
105	100.0	80.0	120.0
120	49.3	46.4	69.6

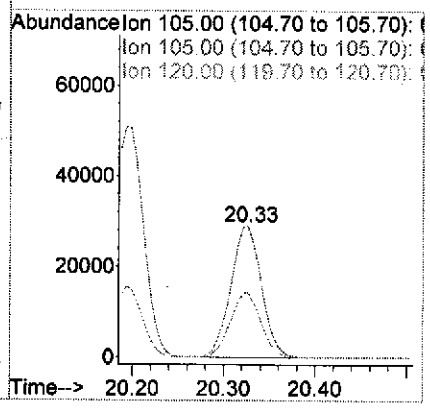

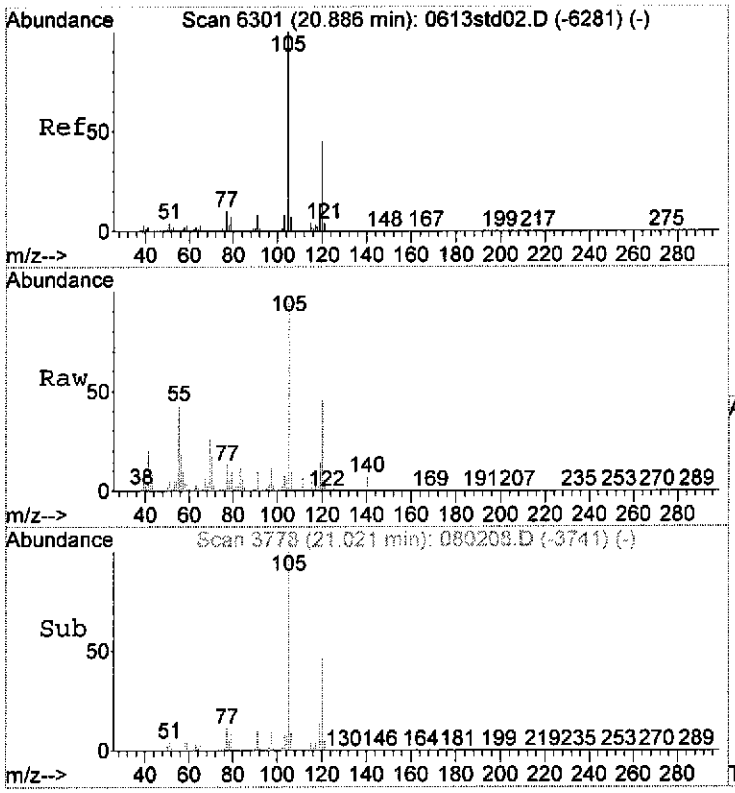

#56
Trimethylbenzene,_1,2,4-
Concen: 3.88 ppbV
RT: 21.02 min Scan# 3778
Delta R.T. 0.01 min
Lab File: 080208.D
Acq: 02 Aug 06 18:30

Tgt Ion:105 Resp: 254355

Ion	Ratio	Lower	Upper
105	100		
105	100.0	80.0	120.0
120	46.8	41.6	62.4

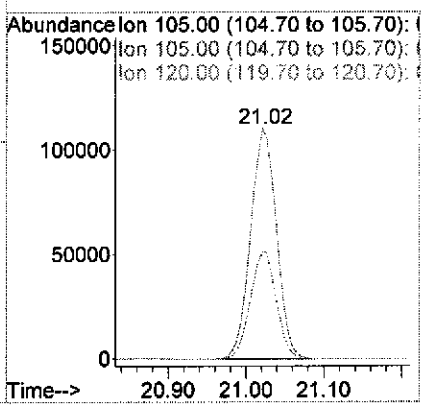

Quantitation Report (QT Reviewed)

Data Path : C:\MSDChem\1\DATA\Aug06\
Data File : 080207.D
Acq On : 02 Aug 06 17:46
Operator : .
Sample : 60419-03 x 25 dil.
Misc : .
ALS Vial : 3 Sample Multiplier: 1

Quant Time: Aug 03 07:53:13 2006
Quant Method : C:\MSDCHEM\1\METHODS\PAL0726.M
Quant Title : TO-15
QLast Update : Wed Aug 02 16:15:53 2006
Response via : Initial Calibration

Internal Standards	R.T.	QIon	Response	Conc	Units	Dev(Min)
1) Bromochloromethane_(IS)	9.17	130	52071	10.00	ppbV	-0.02
25) Difluorobenzene,_1,4-_(IS)	11.36	114	264475	10.00	ppbV	-0.01
40) Chlorobenzene,_d-5__(IS)	16.75	117	213673	10.00	ppbV	0.01

System Monitoring Compounds

52) Bromofluorobenzene_(tune_s	18.93	95	136880	10.52	ppbV	0.00

Spiked Amount 10.000 Range 75 - 125 Recovery = 105.20%

Target Compounds

						Qvalue
10) Acetone	5.78	43	162743	7.45	ppbV	98
13) Butyl_Alcohol,_tert	6.80	59	3951m	0.34	ppbV	
17) Carbon_disulfide	7.10	76	19240	0.33	ppbV	100
21) Methyl_ethyl_ketone	8.52	43	20673	0.56	ppbV	99
34) Trimethylpentane,_2,2,4-	12.22	57	2739282	60.61	ppbV #	80
41) Toluene	14.43	91	69275	0.84	ppbV	97

(#) = qualifier out of range (m) = manual integration (+) = signals summed

Quantitation Report (QT Reviewed)

Data Path : C:\MSDChem\1\DATA\Aug06\
Data File : 080207.D
Acq On : 02 Aug 06 17:46
Operator : .
Sample : 60419-03 x 25 dil.
Misc : .
ALS Vial : 3 Sample Multiplier: 1

Quant Time: Aug 03 07:53:13 2006
Quant Method : C:\MSDCHEM\1\METHODS\PAL0726.M
Quant Title : TO-15
QLast Update : Wed Aug 02 16:15:53 2006
Response via : Initial Calibration

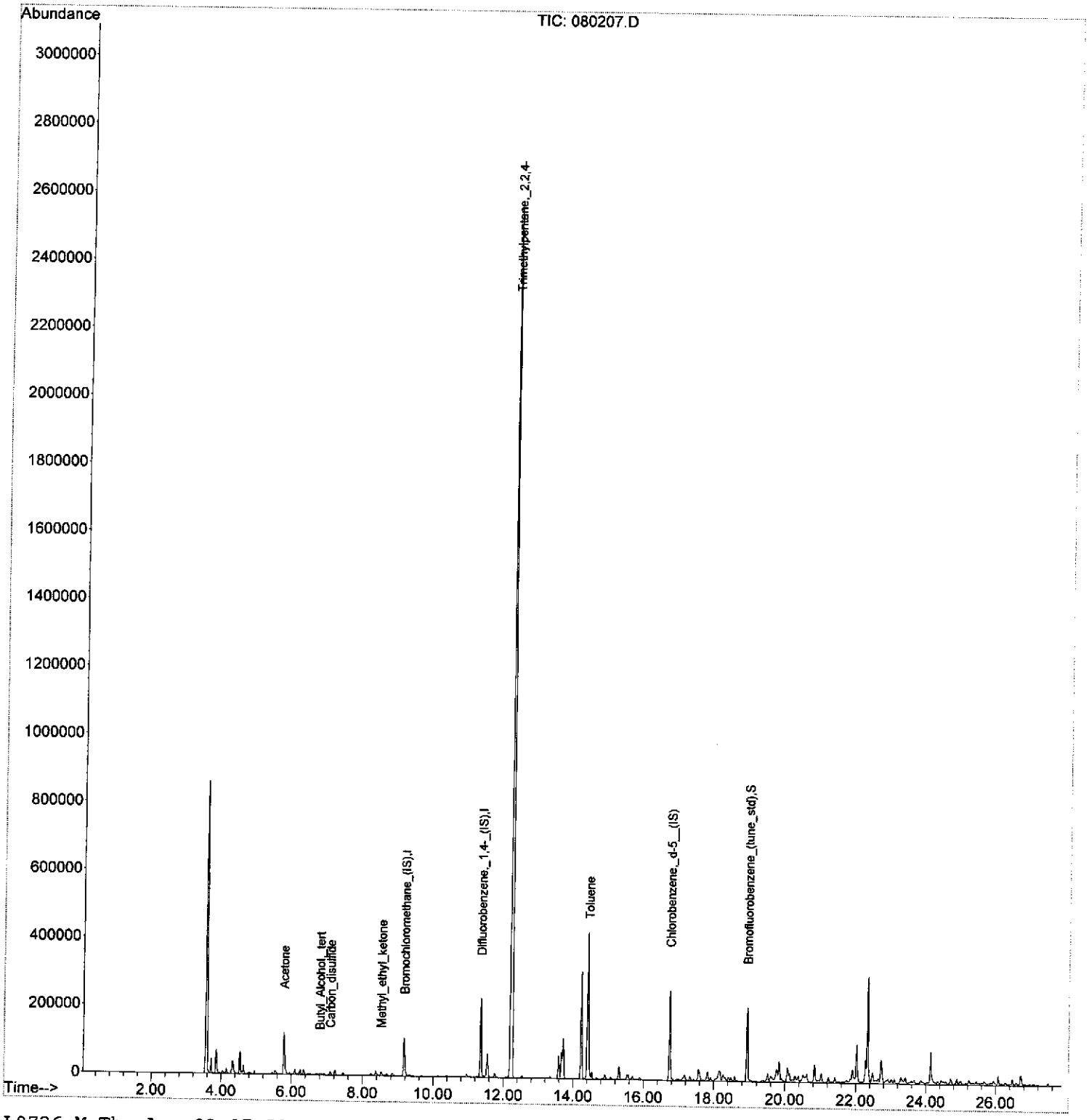

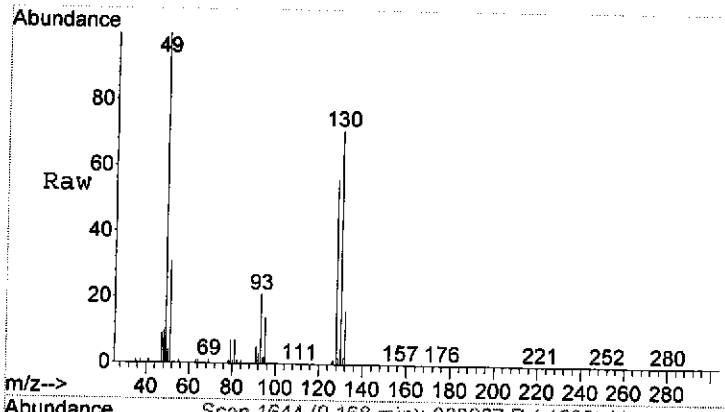

#1
Bromochloromethane_(IS)
Concen: 10.00 ppbV
RT: 9.17 min Scan# 1644
Delta R.T. -0.02 min
Lab File: 080207.D
Acq: 02 Aug 06 17:46

Tgt Ion:130 Resp: 52071

Ion	Ratio	Lower	Upper
130	100		
130	100.0	80.0	120.0
128	78.5	66.4	99.6

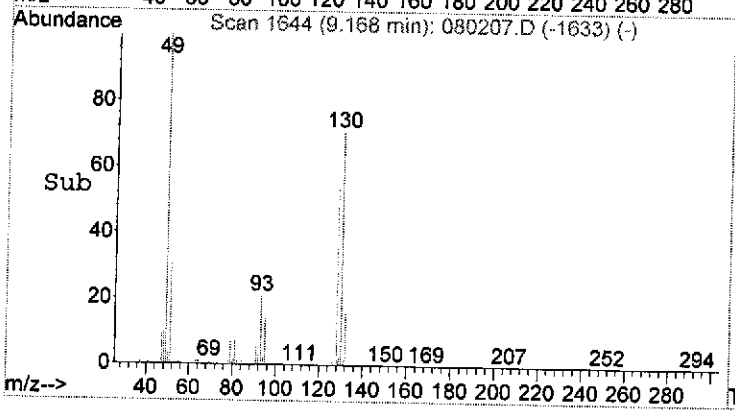

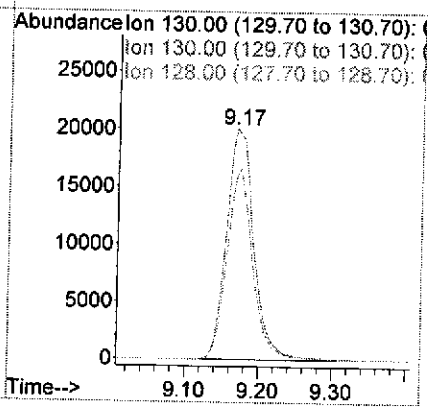

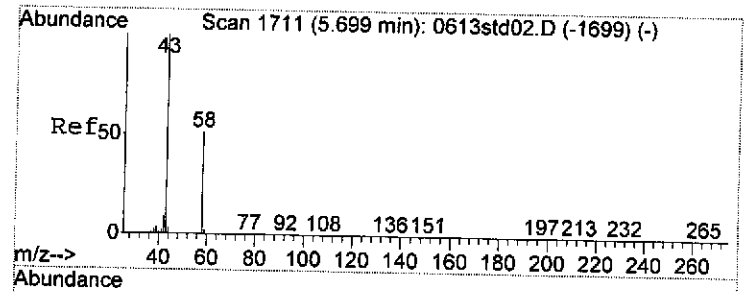

#10
Acetone
Concen: 7.45 ppbV
RT: 5.78 min Scan# 1035
Delta R.T. -0.03 min
Lab File: 080207.D
Acq: 02 Aug 06 17:46

Tgt Ion: 43 Resp: 162743

Ion	Ratio	Lower	Upper
43	100		
43	100.0	80.0	120.0
58	49.9	36.8	55.2





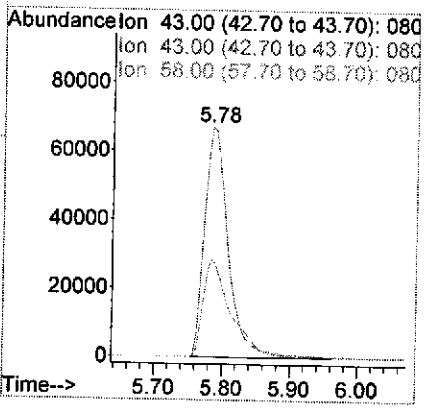



#13
Butyl_Alcohol,_tert
Concen: 0.34 ppbV m
RT: 6.80 min Scan# 1217
Delta R.T. -0.01 min
Lab File: 080207.D
Acq: 02 Aug 06 17:46

Tgt Ion: 59 Resp: 3951

Ion	Ratio	Lower	Upper
59	100		
59	64.8	80.0	120.0#

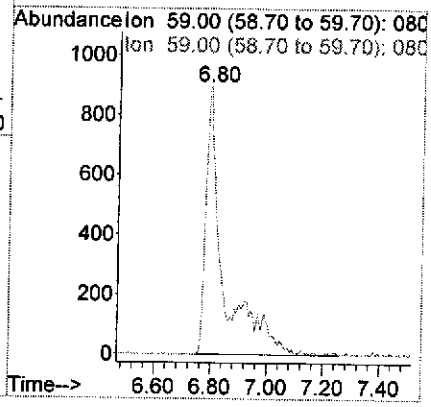

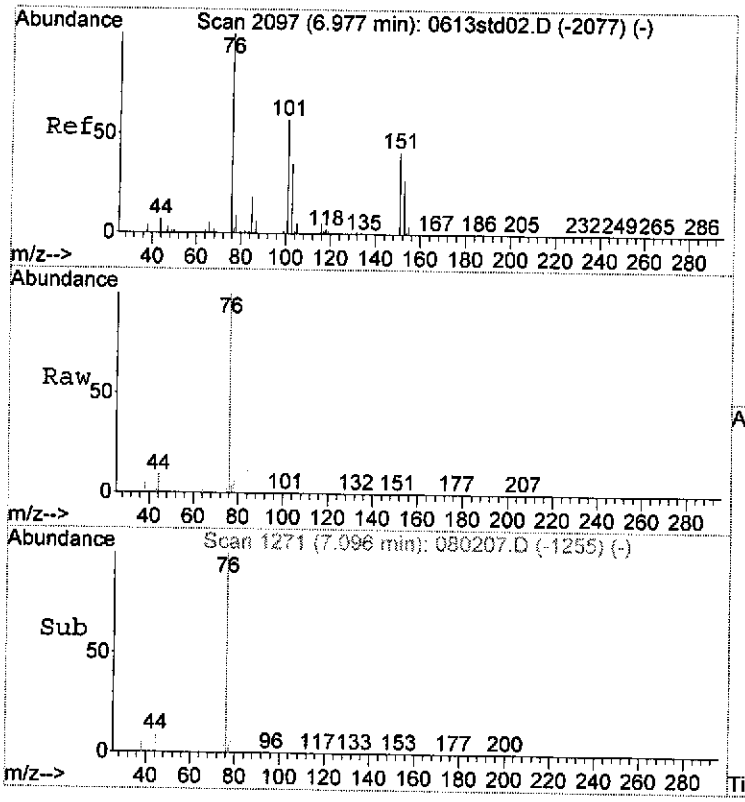

#17
Carbon_disulfide
Concen: 0.33 ppbV
RT: 7.10 min Scan# 1271
Delta R.T. -0.01 min
Lab File: 080207.D
Acq: 02 Aug 06 17:46

Tgt Ion: 76 Resp: 19240

Ion	Ratio	Lower	Upper
76	100		
76	100.0	80.0	120.0
44	8.3	6.0	9.0

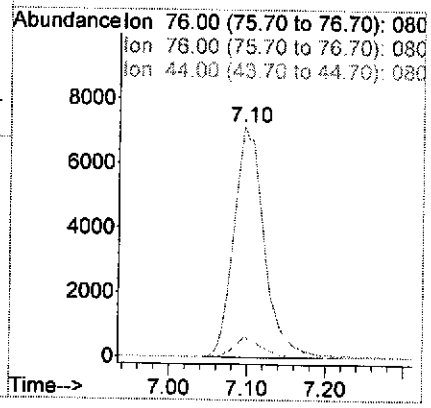

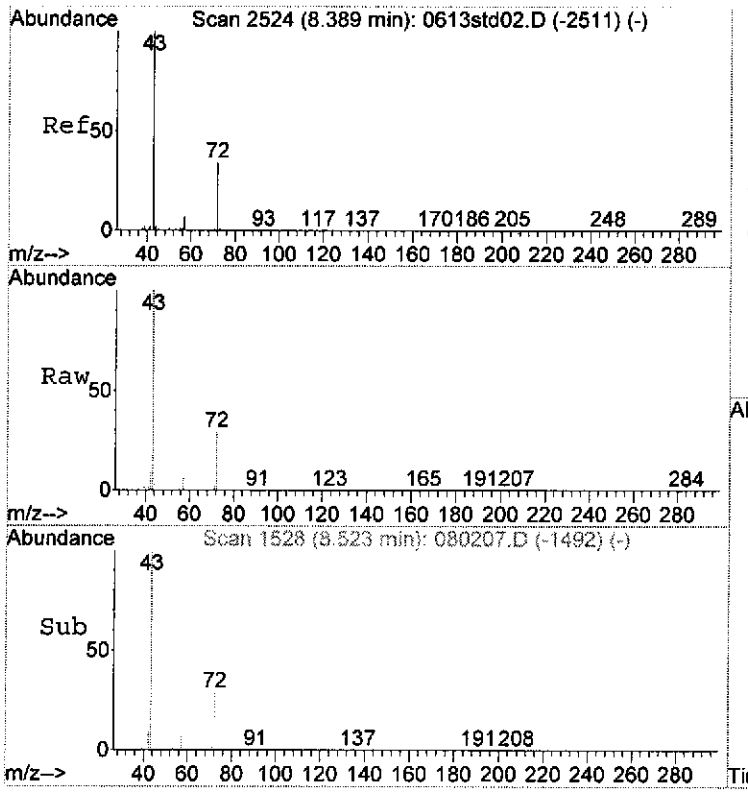

#21
Methyl_ethyl_ketone
Concen: 0.56 ppbV
RT: 8.52 min Scan# 1528
Delta R.T. -0.00 min
Lab File: 080207.D
Acq: 02 Aug 06 17:46

Tgt Ion: 43 Resp: 20673

Ion	Ratio	Lower	Upper
43	100		
43	100.0	80.0	120.0
72	27.4	24.0	36.0

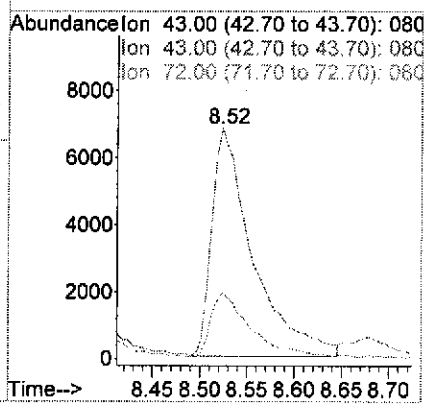

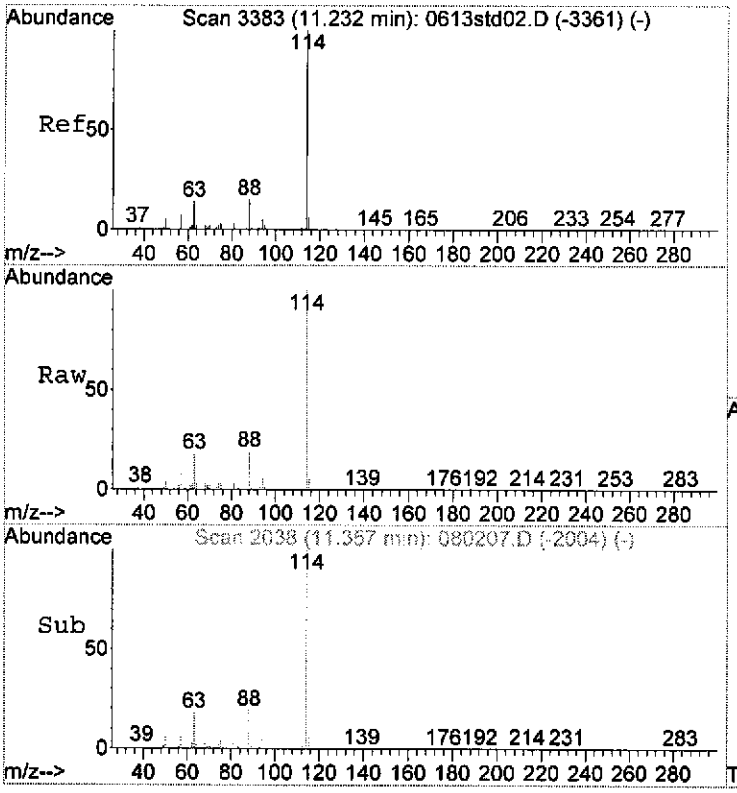

#25
Difluorobenzene,_1,4-_(IS)
Concen: 10.00 ppbV
RT: 11.36 min Scan# 2038
Delta R.T. -0.01 min
Lab File: 080207.D
Acq: 02 Aug 06 17:46

Tgt Ion:114 Resp: 264475

Ion	Ratio	Lower	Upper
114	100		
114	100.0	80.0	120.0
63	18.3	16.0	24.0

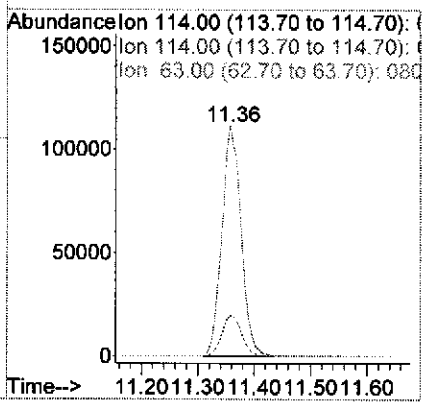

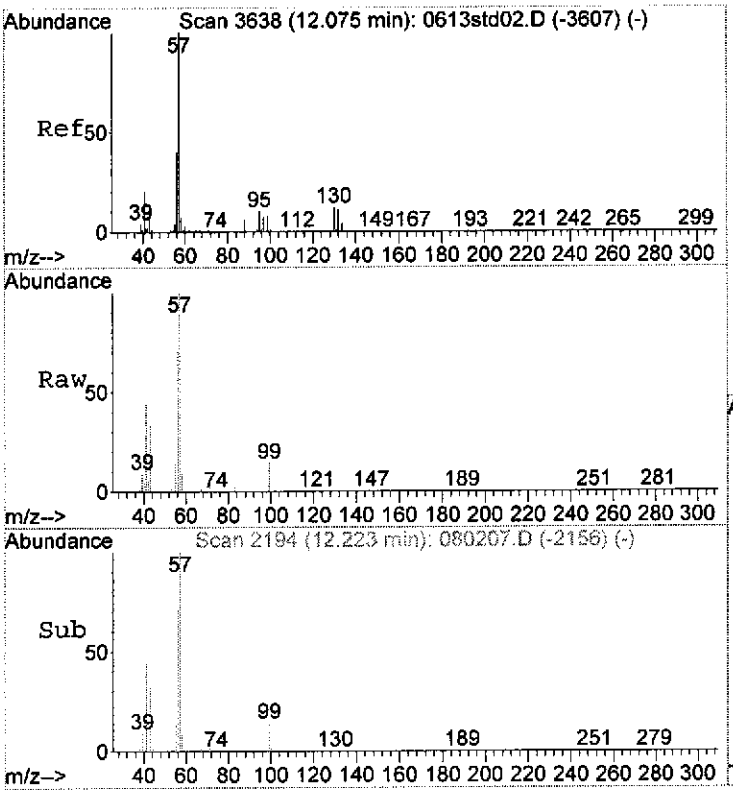

#34
Trimethylpentane,_2,2,4-
Concen: 60.61 ppbV
RT: 12.22 min Scan# 2194
Delta R.T. 0.01 min
Lab File: 080207.D
Acq: 02 Aug 06 17:46

Tgt Ion: 57 Resp: 2739282

Ion	Ratio	Lower	Upper
57	100		
57	100.0	80.0	120.0
56	0.0	34.4	51.6#

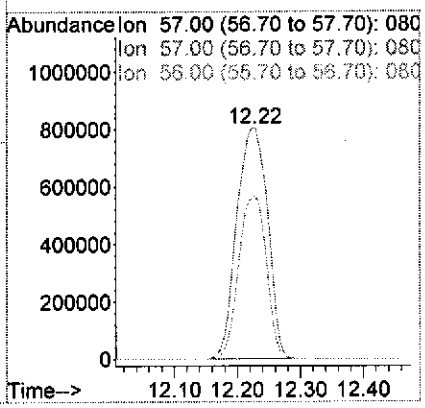



#40
Chlorobenzene,_d-5__(IS)
Concen: 10.00 ppbV
RT: 16.75 min Scan# 3009
Delta R.T. 0.01 min
Lab File: 080207.D
Acq: 02 Aug 06 17:46

Tgt Ion:117 Resp: 213673

Ion	Ratio	Lower	Upper
117	100		
117	100.0	80.0	120.0
82	59.8	49.6	74.4

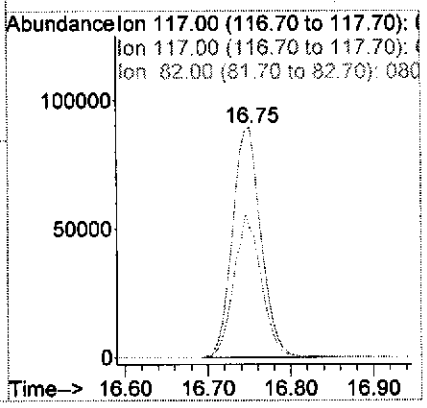

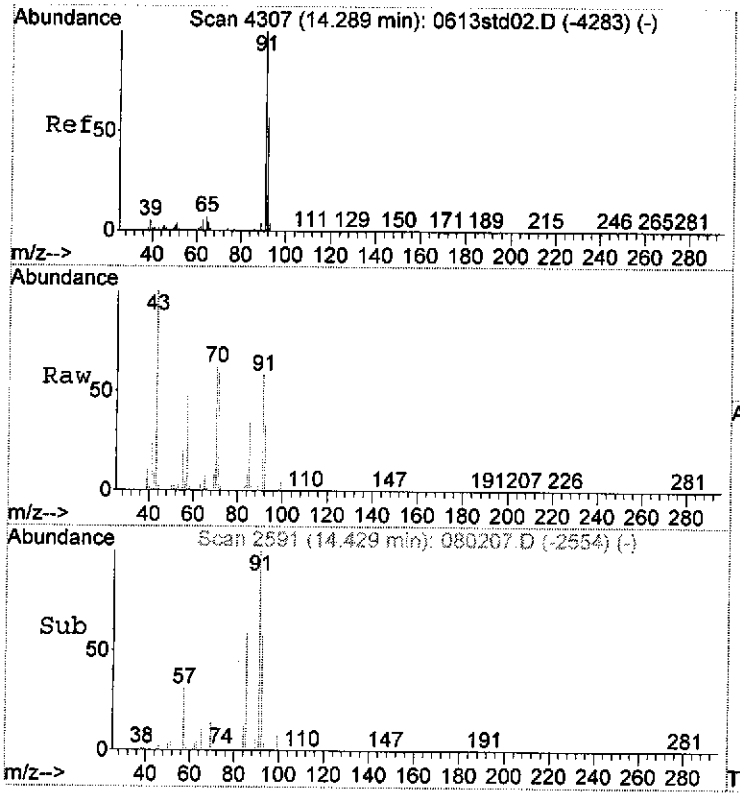

#41
Toluene
Concen: 0.84 ppbV
RT: 14.43 min Scan# 2591
Delta R.T. 0.01 min
Lab File: 080207.D
Acq: 02 Aug 06 17:46

Tgt Ion: 91 Resp: 69275

Ion	Ratio	Lower	Upper
91	100		
91	100.0	80.0	120.0
92	58.1	51.2	76.8

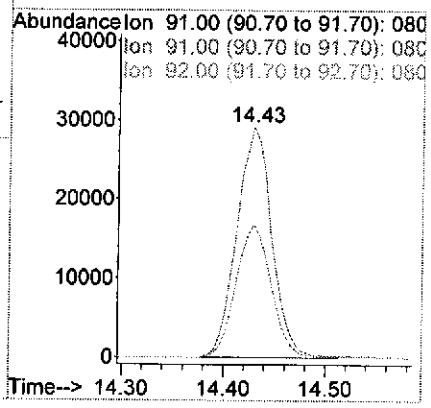

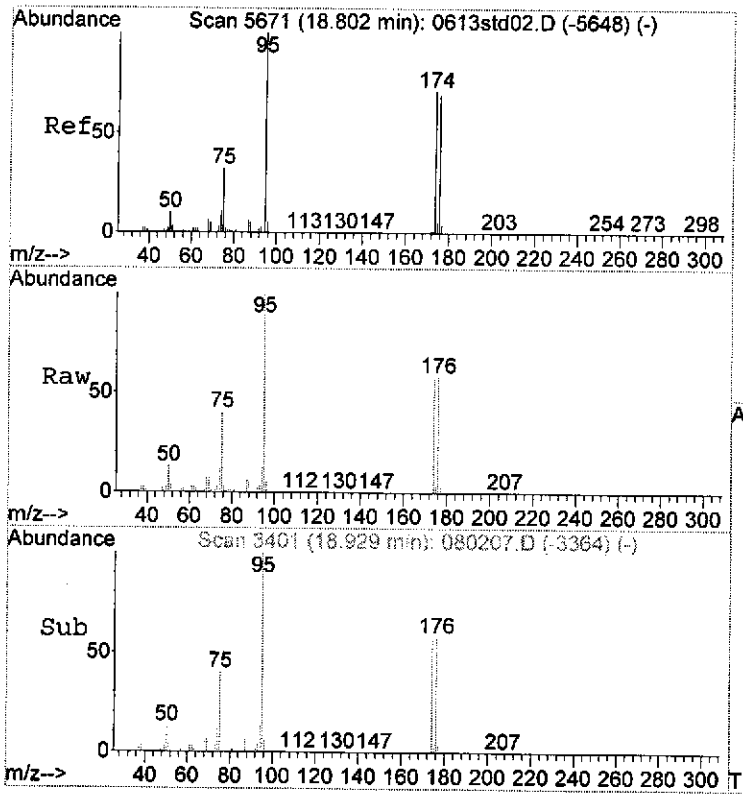

#52
Bromofluorobenzene_(tune_std)
Concen: N.D. ppbV
RT: 18.93 min Scan# 3401
Delta R.T. 0.01 min
Lab File: 080207.D
Acq: 02 Aug 06 17:46

Tgt Ion: 95 Resp: 136880

Ion	Ratio	Lower	Upper
95	100		
95	100.0	80.0	120.0
174	57.0	47.2	70.8

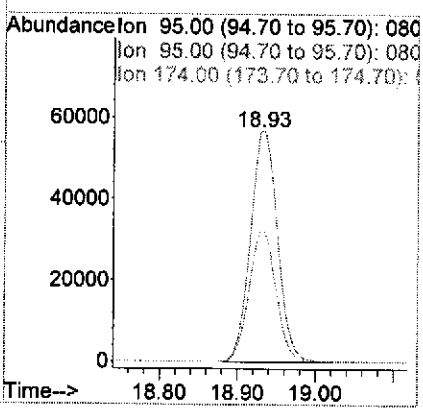

Quantitation Report (QT Reviewed)

Data Path : C:\MSDChem\1\DATA\Aug06\
Data File : 080319.D
Acq On : 04 Aug 2006 04:47
Operator : .
Sample : 60419-04.
Misc : .
ALS Vial : 16 Sample Multiplier: 1

Quant Time: Aug 04 07:58:26 2006
Quant Method : C:\MSDCHEM\1\METHODS\PAL0726.M
Quant Title : TO-15
QLast Update : Fri Aug 04 07:43:40 2006
Response via : Initial Calibration

Internal Standards	R.T.	QIon	Response	Conc	Units	Dev(Min)
1) Bromochloromethane_(IS)	9.22	130	45342	10.00	ppbV	0.04
25) Difluorobenzene,_1,4-_(IS)	11.38	114	231979	10.00	ppbV	0.02
40) Chlorobenzene,_d-5__(IS)	16.75	117	148501	10.00	ppbV	0.01
System Monitoring Compounds						
52) Bromofluorobenzene_(tune_s	18.93	95	91133	10.08	ppbV	0.01
Spiked Amount 10.000	Range 75 - 125		Recovery = 100.80%			
Target Compounds						Qvalue
2) Dichlorodifluoromethane	3.96	85	8007	0.34	ppbV	100
6) Butadiene,_1,3-	4.58	54	221750	16.18	ppbV #	55
10) Acetone	5.86	43	3191624	167.88	ppbV #	85
13) Butyl_Alcohol,_tert	6.81	59	154688	15.34	ppbV	100
17) Carbon_disulfide	7.12	76	148316	2.91	ppbV	100
21) Methyl_ethyl_ketone	8.53	43	1019227	31.58	ppbV	99
23) Hexane	9.23	57	476904	16.18	ppbV	95
24) Chloroform	9.37	83	14696	0.54	ppbV	95
28) Benzene	10.98	78	1013285	15.93	ppbV	98
30) Cyclohexane	11.27	56	55628	1.56	ppbV	99
34) Trimethylpentane,_2,2,4-	12.31	57	8659522	218.43	ppbV #	85
35) Heptane	12.56	43	280852	7.55	ppbV	100
37) Methyl_isobutyl_ketone	13.27	43	61980	1.52	ppbV	96
41) Toluene	14.48	91	4317174	75.77	ppbV	97
44) Tetrachloroethylene	15.91	166	189355	9.30	ppbV	96
46) Ethylbenzene	17.33	91	1311647	19.97	ppbV	99
47) Xylene,_m_&_p-	17.59	91	3262903	31.35	ppbV	98
49) Styrene	18.11	104	19399	0.48	ppbV	95
51) Xylene,_o-	18.26	91	939544	17.33	ppbV	100
54) Ethyltoluene,_4-	20.20	105	402985	6.16	ppbV	98
55) Trimethylbenzene,_1,3,5-	20.32	105	253776	4.46	ppbV	96
56) Trimethylbenzene,_1,2,4-	21.02	105	877560	16.02	ppbV	99

(#) = qualifier out of range (m) = manual integration (+) = signals summed

Quantitation Report (QT Reviewed)

Data Path : C:\MSDChem\1\DATA\Aug06\
Data File : 080319.D
Acq On : 04 Aug 2006 04:47
Operator : .
Sample : 60419-04.
Misc : .
ALS Vial : 16 Sample Multiplier: 1

Quant Time: Aug 04 07:58:26 2006
Quant Method : C:\MSDCHEM\1\METHODS\PAL0726.M
Quant Title : TO-15
QLast Update : Fri Aug 04 07:43:40 2006
Response via : Initial Calibration

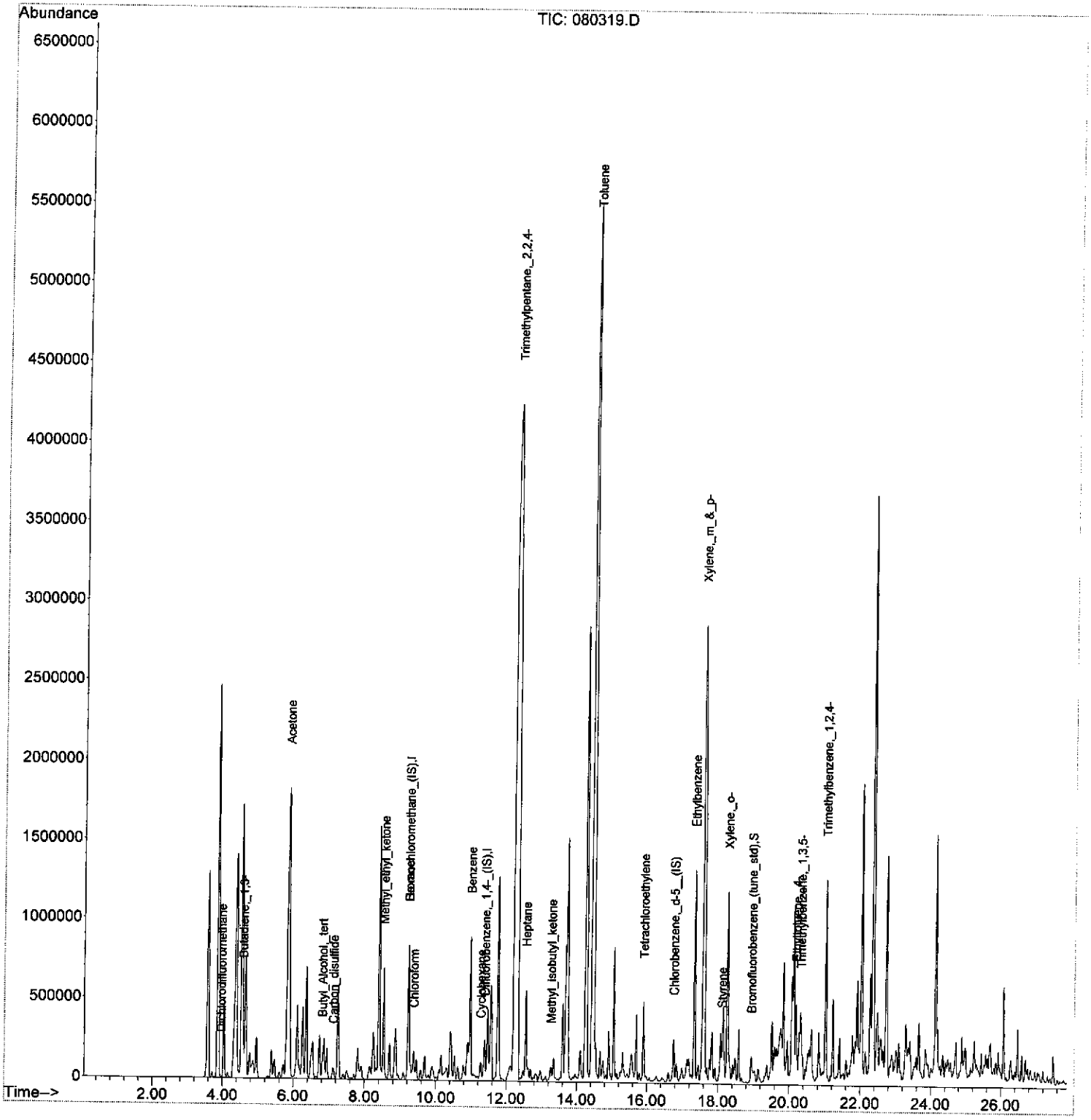

PAL0726.M Fri Aug 04 07:58:45 2006 S1

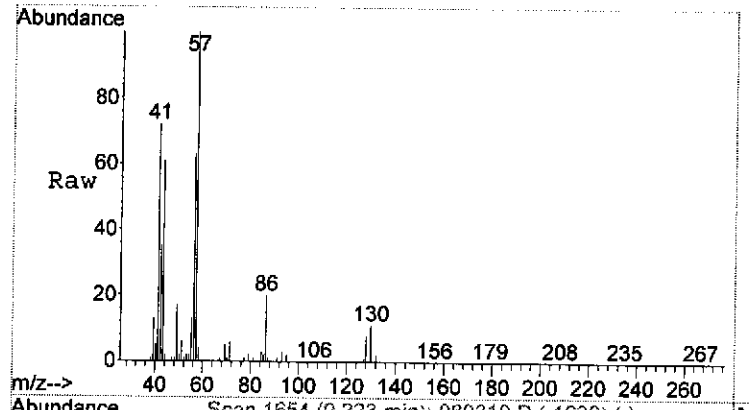

#1
Bromochloromethane_(IS)
Concen: 10.00 ppbV
RT: 9.22 min Scan# 1654
Delta R.T. 0.04 min
Lab File: 080319.D
Acq: 04 Aug 2006 04:47

Tgt Ion:130 Resp: 45342

Ion	Ratio	Lower	Upper
130	100		
130	100.0	80.0	120.0
128	78.9	66.4	99.6

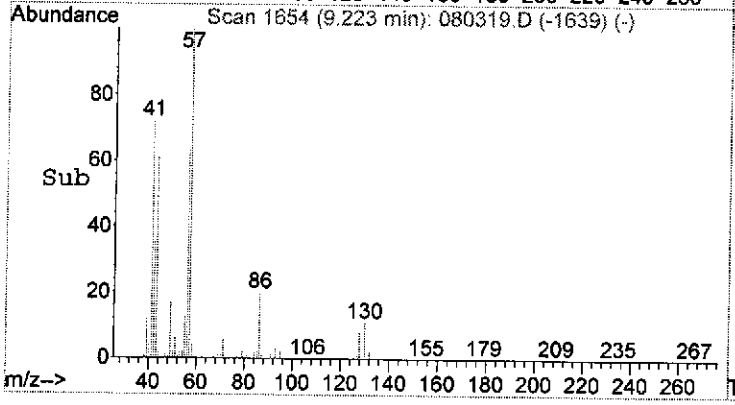

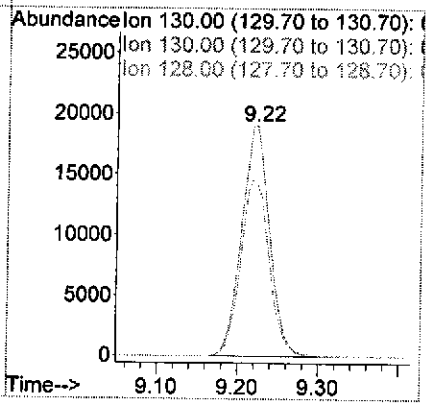

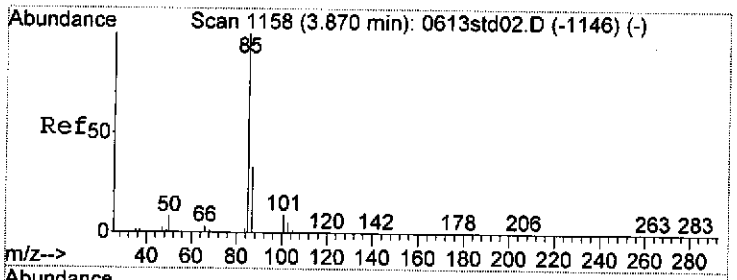

#2
Dichlorodifluoromethane
Concen: 0.34 ppbV
RT: 3.96 min Scan# 707
Delta R.T. 0.01 min
Lab File: 080319.D
Acq: 04 Aug 2006 04:47

Tgt Ion: 85 Resp: 8007

Ion	Ratio	Lower	Upper
85	100		
85	100.0	80.0	120.0
87	30.8	24.8	37.2

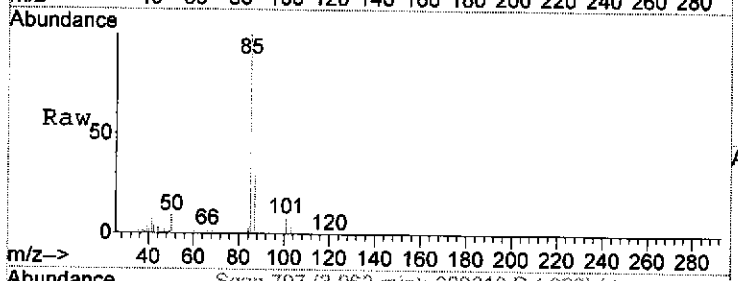



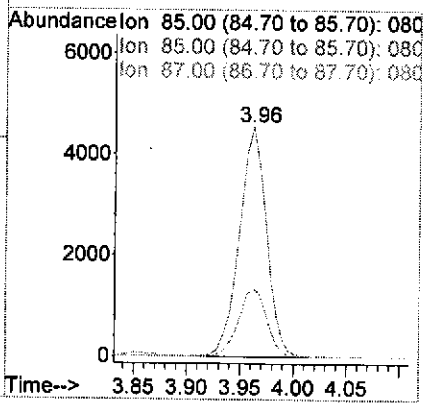

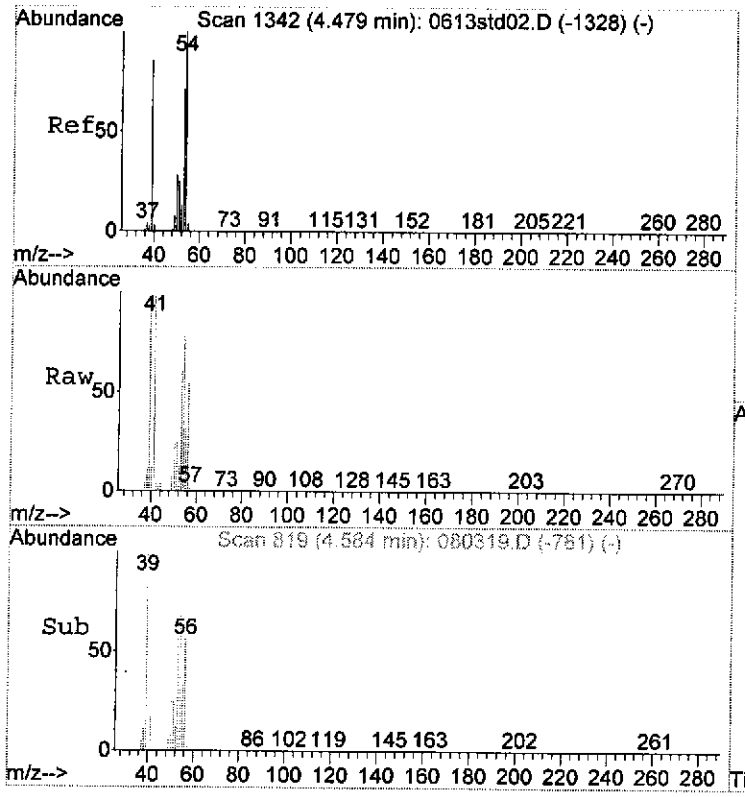

#6
Butadiene, 1,3-
Concen: 16.18 ppbV
RT: 4.58 min Scan# 819
Delta R.T. 0.01 min
Lab File: 080319.D
Acq: 04 Aug 2006 04:47

Tgt Ion: 54 Resp: 221750

Ion	Ratio	Lower	Upper
54	100		
54	100.0	80.0	120.0
39	0.0	72.0	108.0#

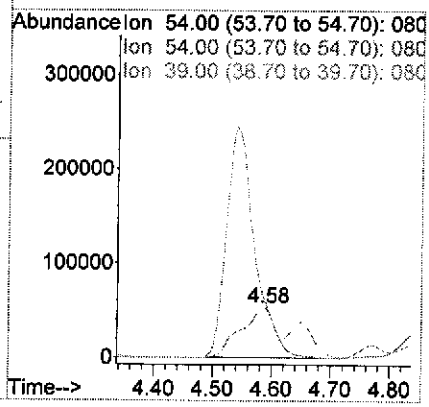

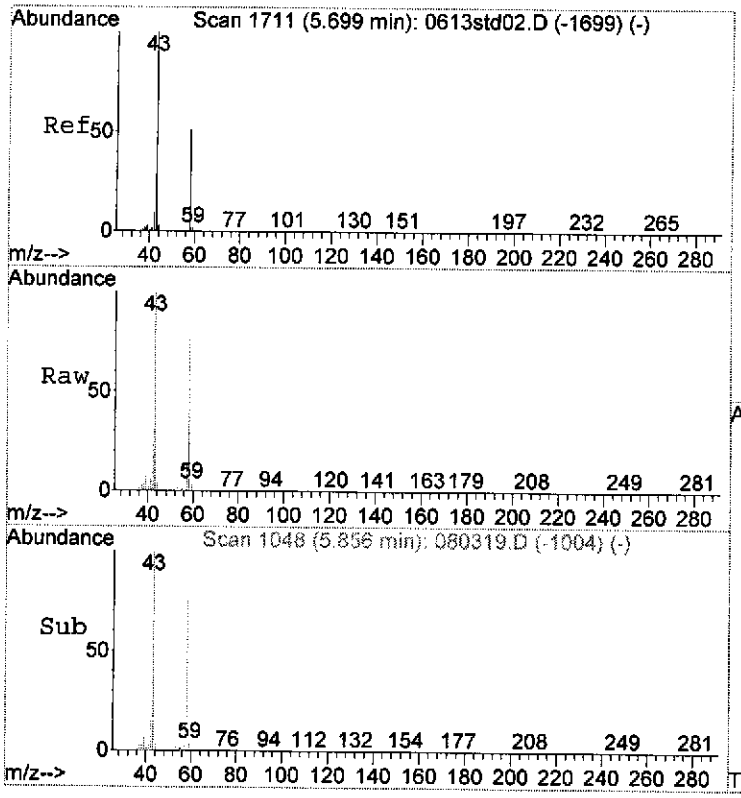

#10
Acetone
Concen: 167.88 ppbV
RT: 5.86 min Scan# 1048
Delta R.T. 0.05 min
Lab File: 080319.D
Acq: 04 Aug 2006 04:47

Tgt Ion: 43 Resp: 3191624

Ion	Ratio	Lower	Upper
43	100		
43	100.0	80.0	120.0
58	77.8	36.8	55.2#

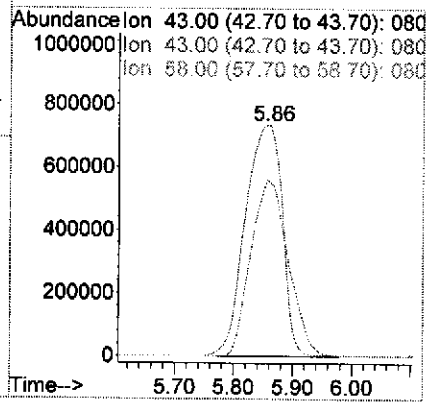



#13
Butyl_Alcohol,_tert
Concen: 15.34 ppbV
RT: 6.81 min Scan# 1220
Delta R.T. 0.01 min
Lab File: 080319.D
Acq: 04 Aug 2006 04:47

Tgt Ion: 59 Resp: 154688

Ion	Ratio	Lower	Upper
59	100		
59	100.0	80.0	120.0

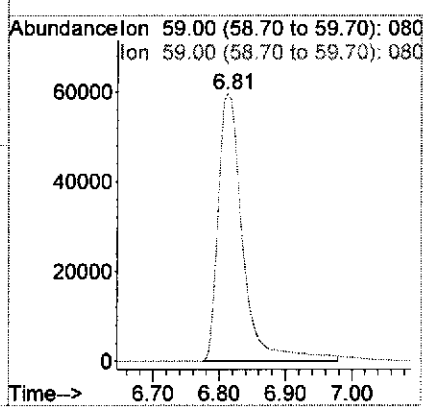

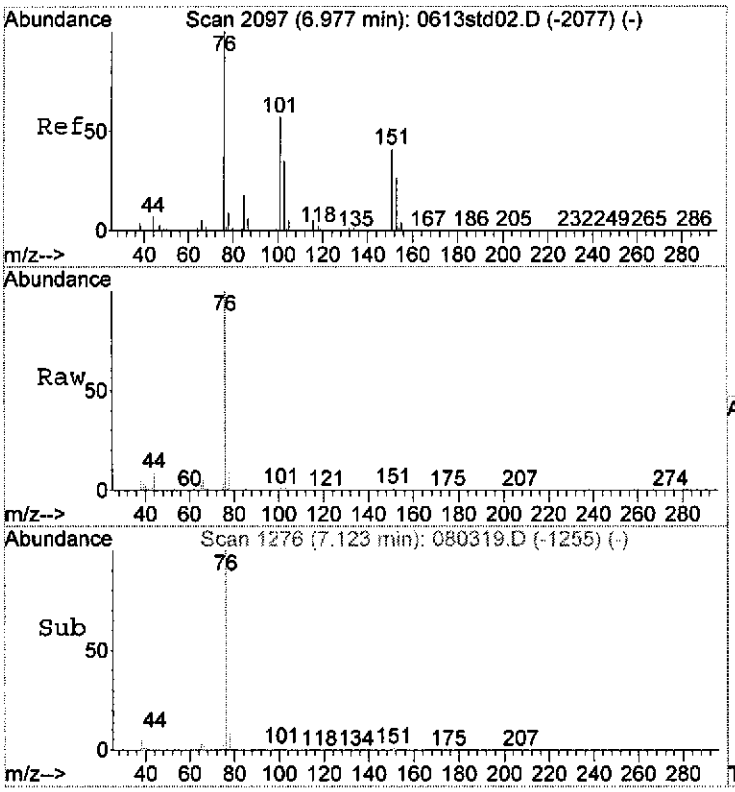

#17
Carbon_disulfide
Concen: 2.91 ppbV
RT: 7.12 min Scan# 1276
Delta R.T. 0.02 min
Lab File: 080319.D
Acq: 04 Aug 2006 04:47

Tgt Ion: 76 Resp: 148316

Ion	Ratio	Lower	Upper
76	100		
76	100.0	80.0	120.0
44	9.0	6.0	9.0

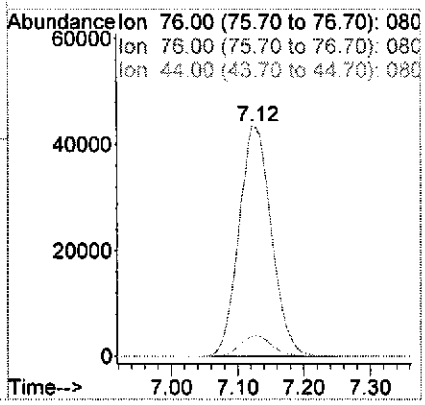

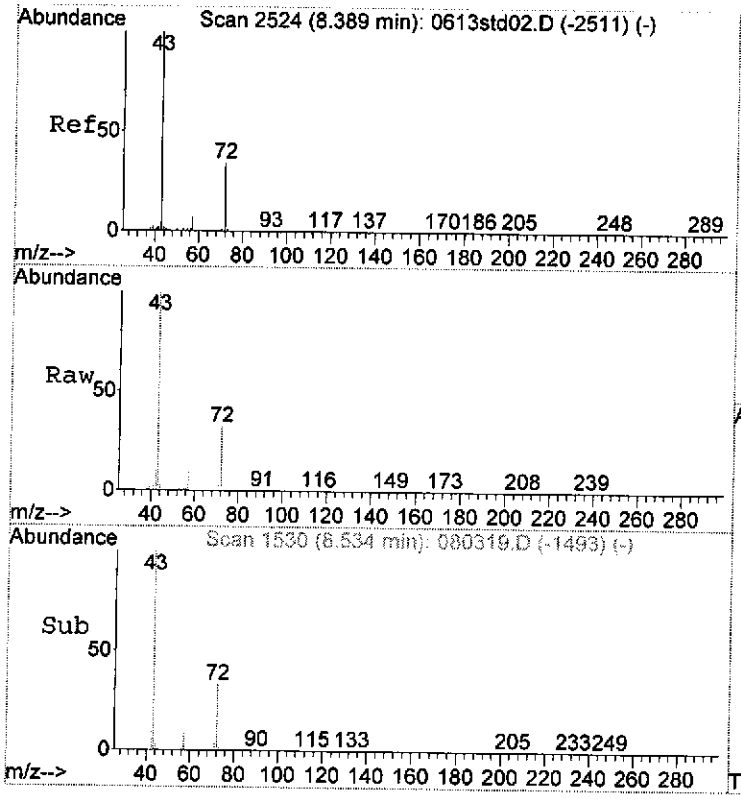

#21
Methyl_ethyl_ketone
Concen: 31.58 ppbV
RT: 8.53 min Scan# 1530
Delta R.T. 0.01 min
Lab File: 080319.D
Acq: 04 Aug 2006 04:47

Tgt Ion: 43 Resp: 1019227

Ion	Ratio	Lower	Upper
43	100		
43	100.0	80.0	120.0
72	31.2	24.0	36.0

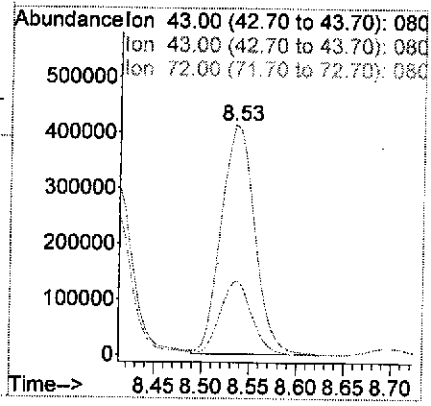

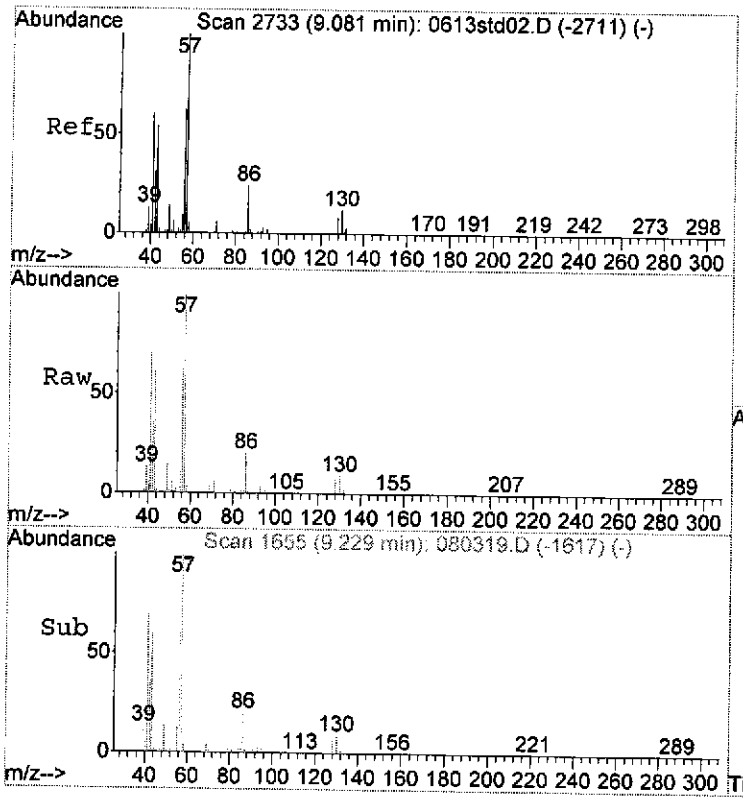

#23
Hexane
Concen: 16.18 ppbV
RT: 9.23 min Scan# 1655
Delta R.T. 0.01 min
Lab File: 080319.D
Acq: 04 Aug 2006 04:47

Tgt Ion: 57 Resp: 476904

Ion	Ratio	Lower	Upper
57	100		
57	100.0	80.0	120.0
41	79.5	55.2	82.8

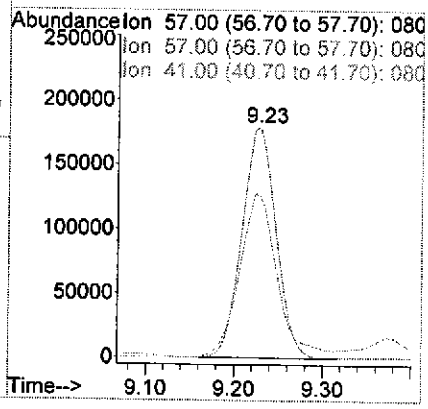

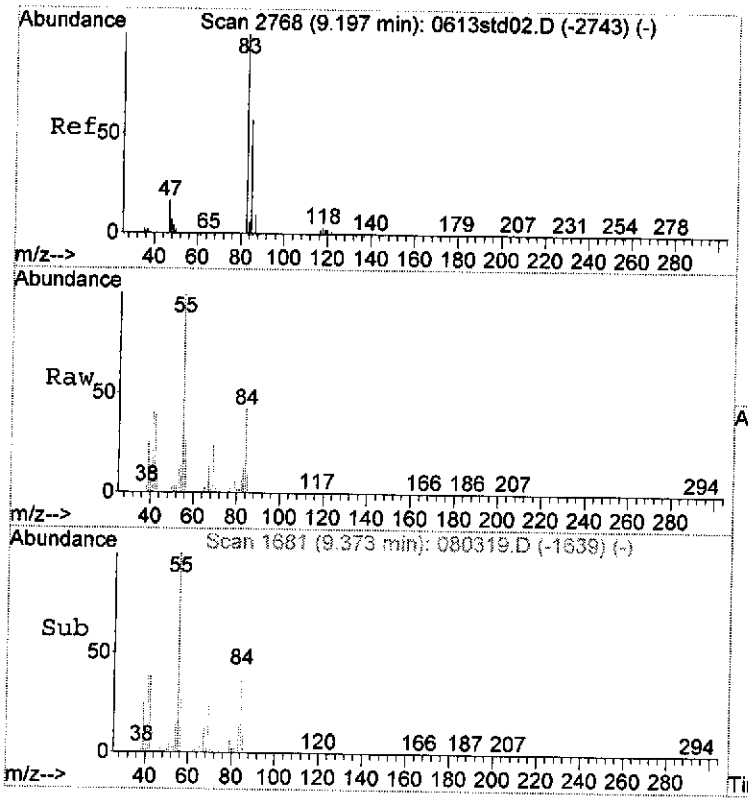

#24
Chloroform
Concen: 0.54 ppbV
RT: 9.37 min Scan# 1681
Delta R.T. 0.03 min
Lab File: 080319.D
Acq: 04 Aug 2006 04:47

Tgt Ion: 83 Resp: 14696

Ion	Ratio	Lower	Upper
83	100		
83	100.0	80.0	120.0
85	72.1	50.4	75.6

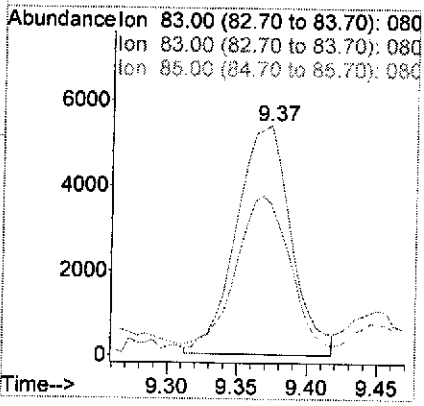

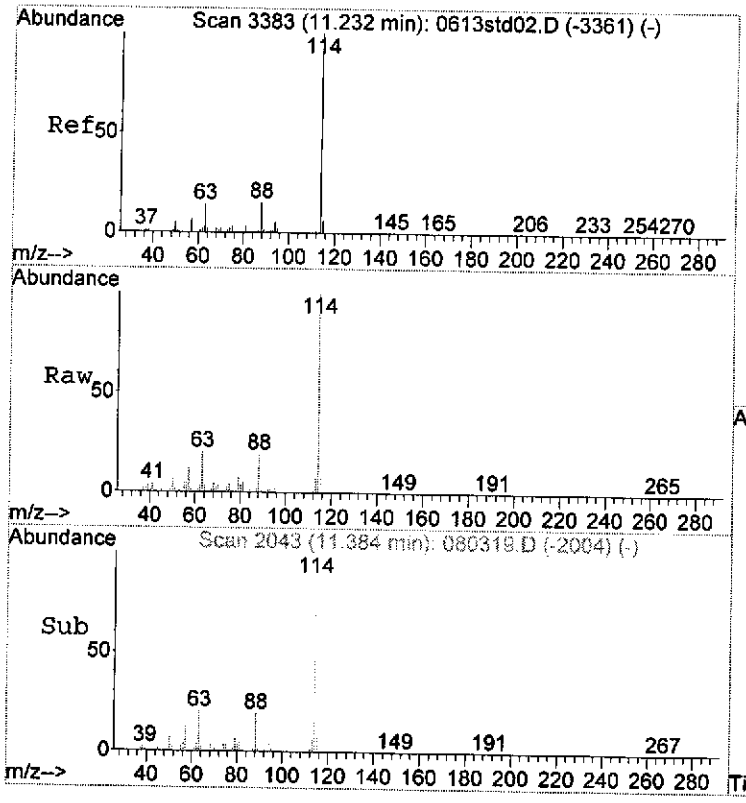

#25
Difluorobenzene,_1,4-_(IS)
Concen: 10.00 ppbV
RT: 11.38 min Scan# 2043
Delta R.T. 0.02 min
Lab File: 080319.D
Acq: 04 Aug 2006 04:47

Tgt Ion:114 Resp: 231979

Ion	Ratio	Lower	Upper
114	100		
114	100.0	80.0	120.0
63	20.2	16.0	24.0

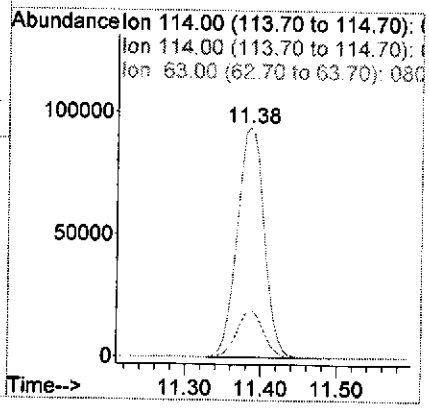

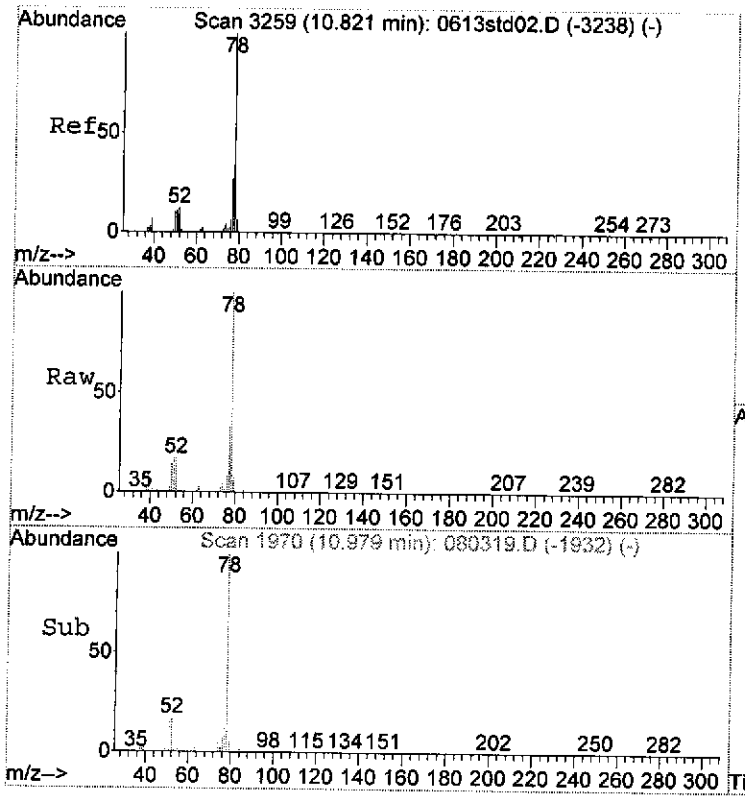

#28
Benzene
Concen: 15.93 ppbV
RT: 10.98 min Scan# 1970
Delta R.T. 0.01 min
Lab File: 080319.D
Acq: 04 Aug 2006 04:47

Tgt Ion: 78 Resp: 1013285

Ion	Ratio	Lower	Upper
78	100		
78	100.0	80.0	120.0
77	31.2	28.0	42.0

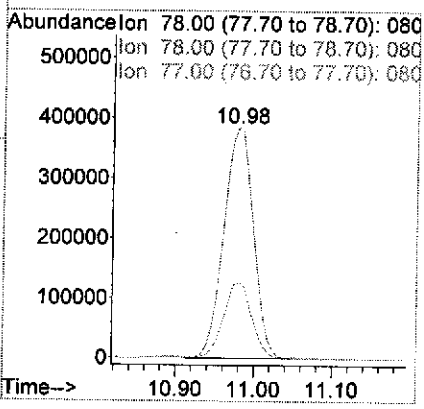

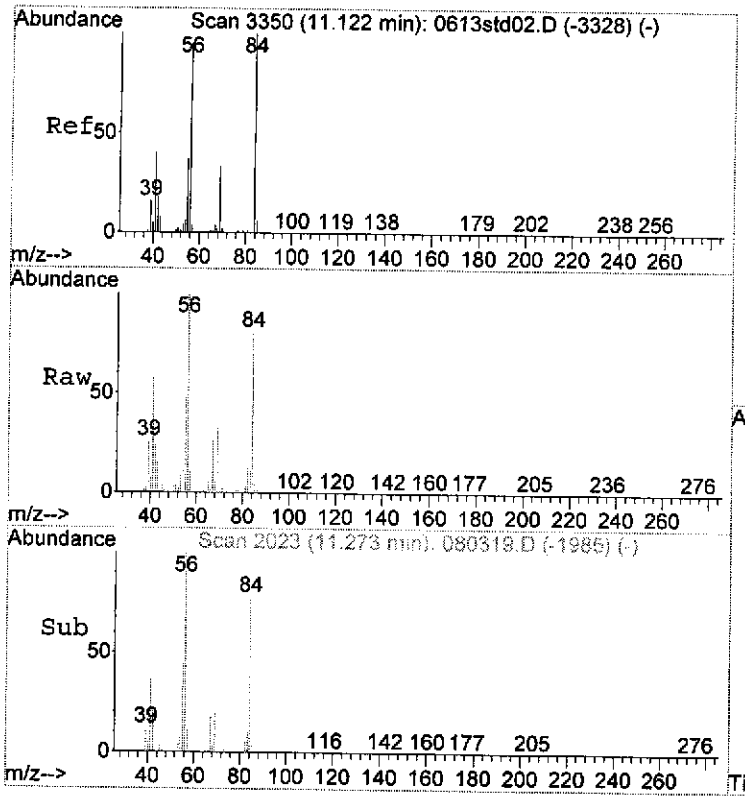

#30
Cyclohexane
Concen: 1.56 ppbV
RT: 11.27 min Scan# 2023
Delta R.T. 0.01 min
Lab File: 080319.D
Acq: 04 Aug 2006 04:47

Tgt Ion: 56 Resp: 55628

Ion	Ratio	Lower	Upper
56	100		
56	100.0	80.0	120.0
84	87.3	68.0	102.0

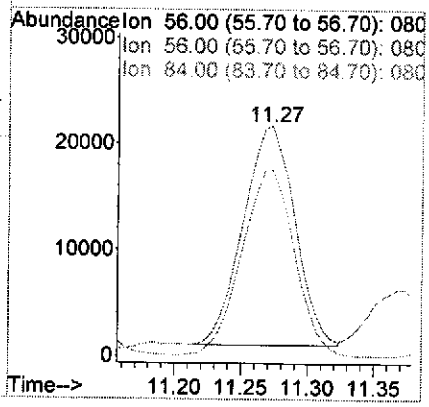

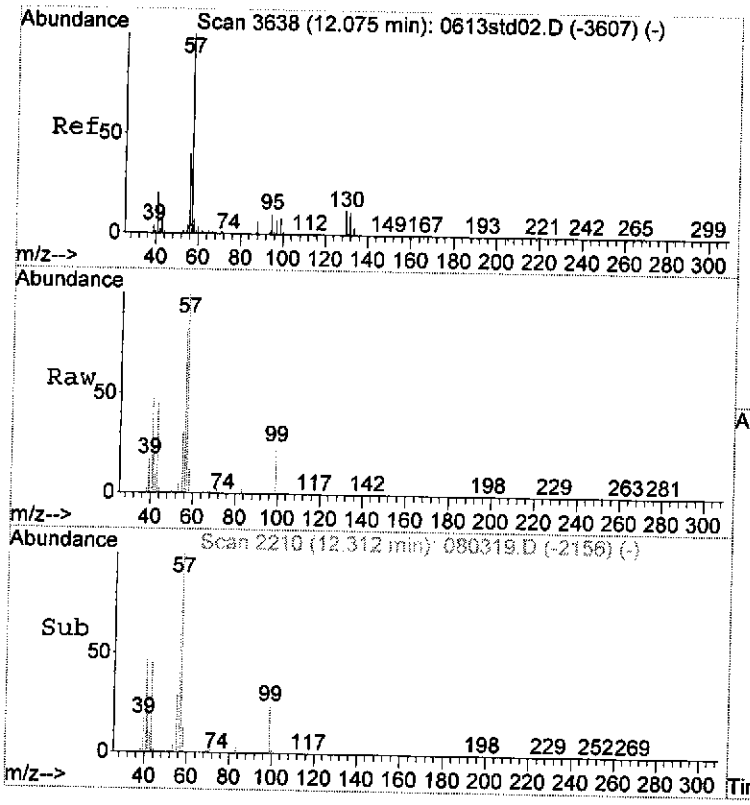

#34
Trimethylpentane,_2,2,4-
Concen: 218.43 ppbV
RT: 12.31 min Scan# 2210
Delta R.T. 0.10 min
Lab File: 080319.D
Acq: 04 Aug 2006 04:47

Tgt Ion: 57 Resp: 8659522

Ion	Ratio	Lower	Upper
57	100		
57	100.0	80.0	120.0
56	74.9	34.4	51.6#

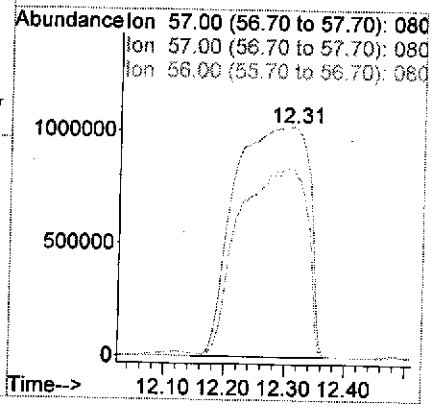

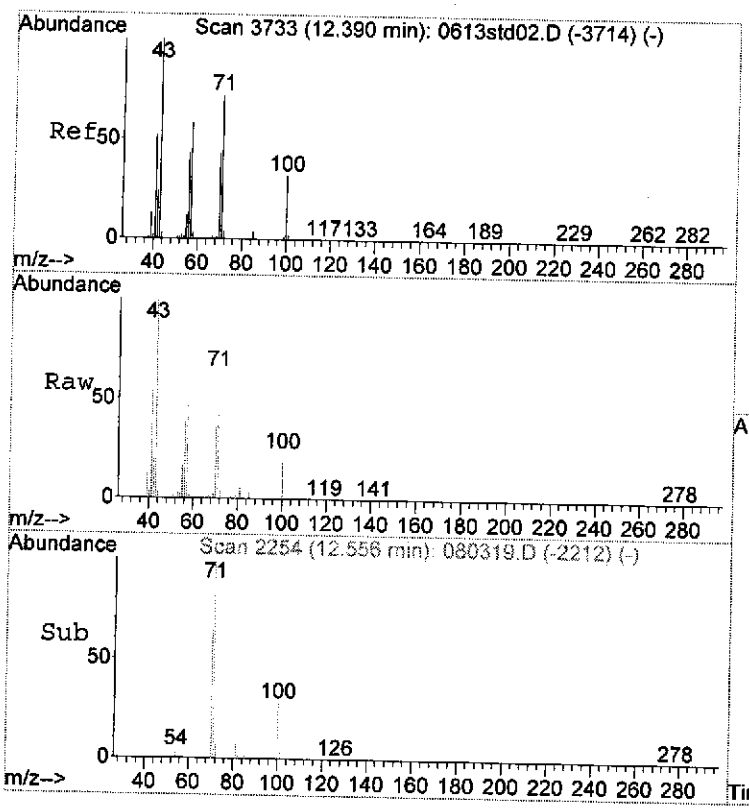

#35
Heptane
Concen: 7.55 ppbV
RT: 12.56 min Scan# 2254
Delta R.T. 0.03 min
Lab File: 080319.D
Acq: 04 Aug 2006 04:47

Tgt Ion: 43 Resp: 280852

Ion	Ratio	Lower	Upper
43	100		
43	100.0	80.0	120.0
71	63.7	51.2	76.8

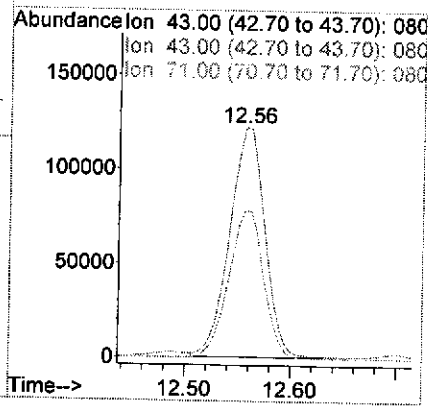

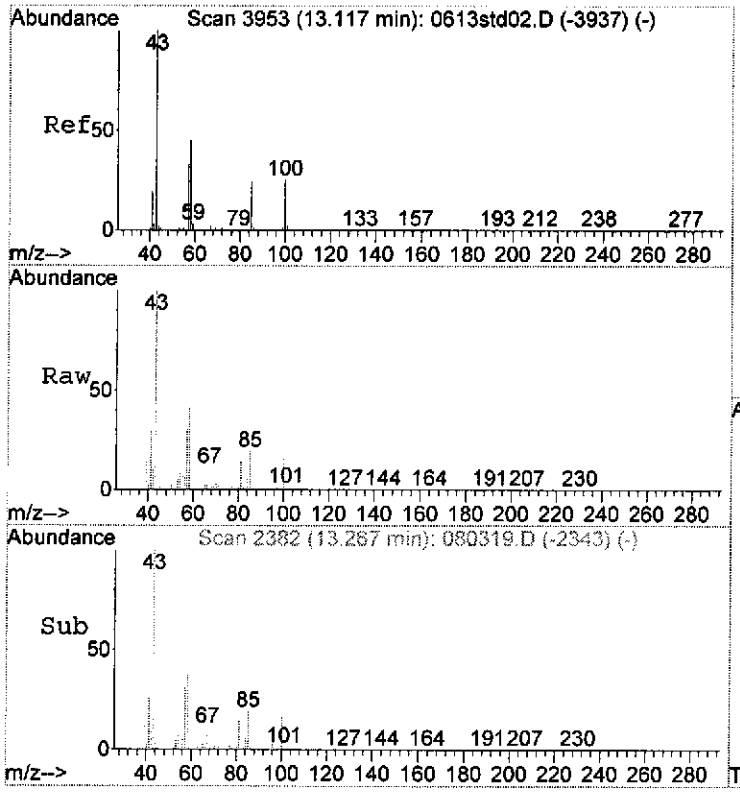

#37
Methyl_isobutyl_ketone
Concen: 1.52 ppbV
RT: 13.27 min Scan# 2382
Delta R.T. 0.02 min
Lab File: 080319.D
Acq: 04 Aug 2006 04:47

Tgt Ion: 43 Resp: 61980

Ion	Ratio	Lower	Upper
43	100		
43	100.0	80.0	120.0
58	38.5	36.8	55.2

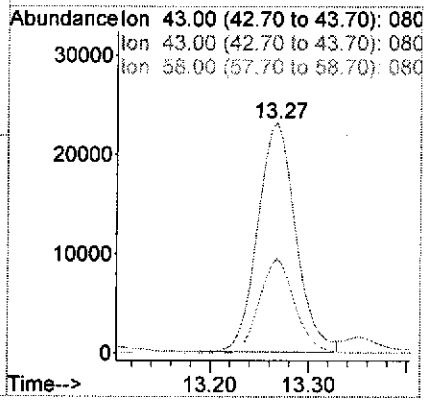

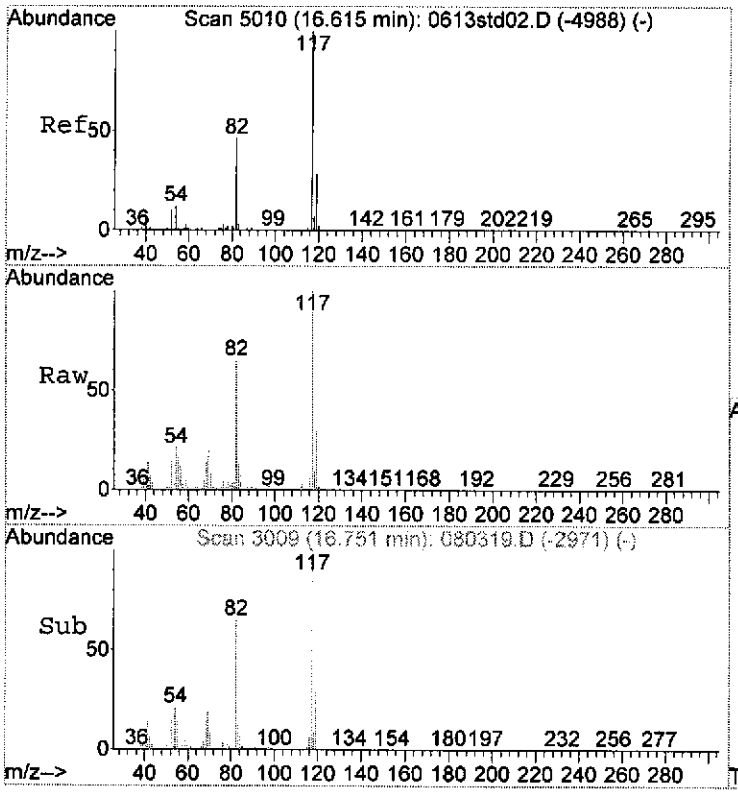

#40
Chlorobenzene,_d-5__(IS)
Concen: 10.00 ppbV
RT: 16.75 min Scan# 3009
Delta R.T. 0.01 min
Lab File: 080319.D
Acq: 04 Aug 2006 04:47

Tgt Ion:117 Resp: 148501

Ion	Ratio	Lower	Upper
117	100		
117	100.0	80.0	120.0
82	65.4	49.6	74.4

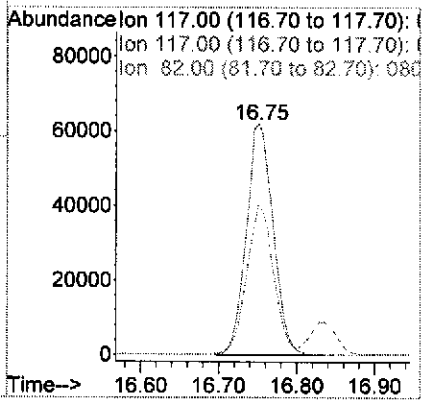

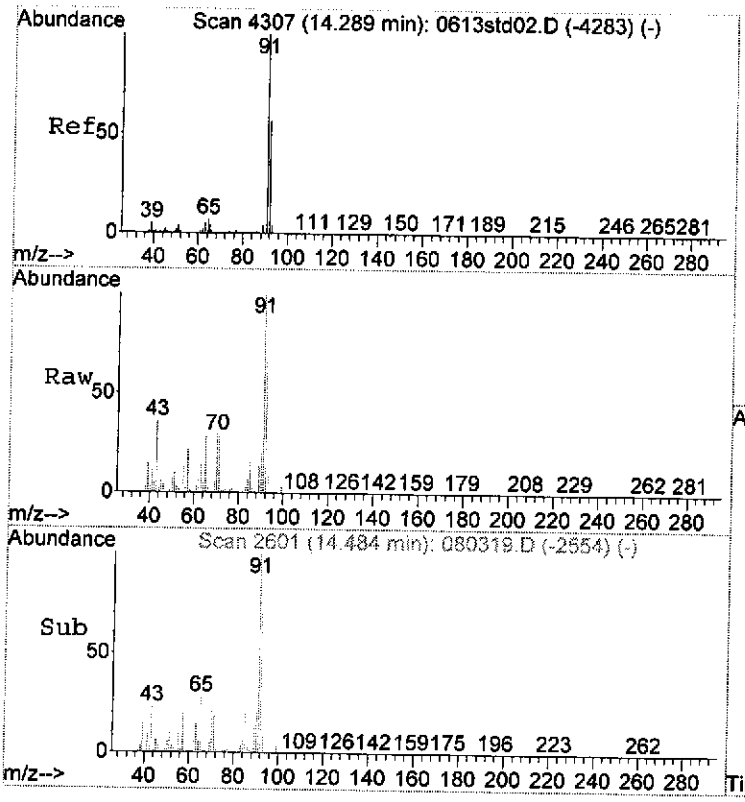

#41
Toluene
Concen: 75.77 ppbV
RT: 14.48 min Scan# 2601
Delta R.T. 0.06 min
Lab File: 080319.D
Acq: 04 Aug 2006 04:47

Tgt Ion: 91 Resp: 4317174

Ion	Ratio	Lower	Upper
91	100		
91	100.0	80.0	120.0
92	70.0	51.2	76.8

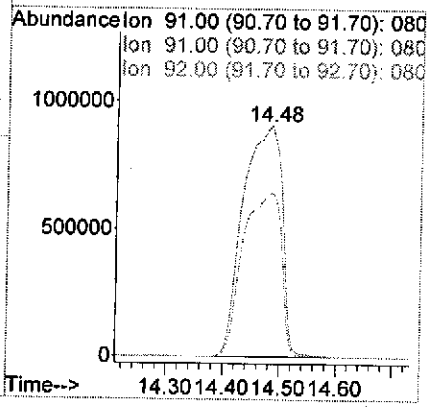

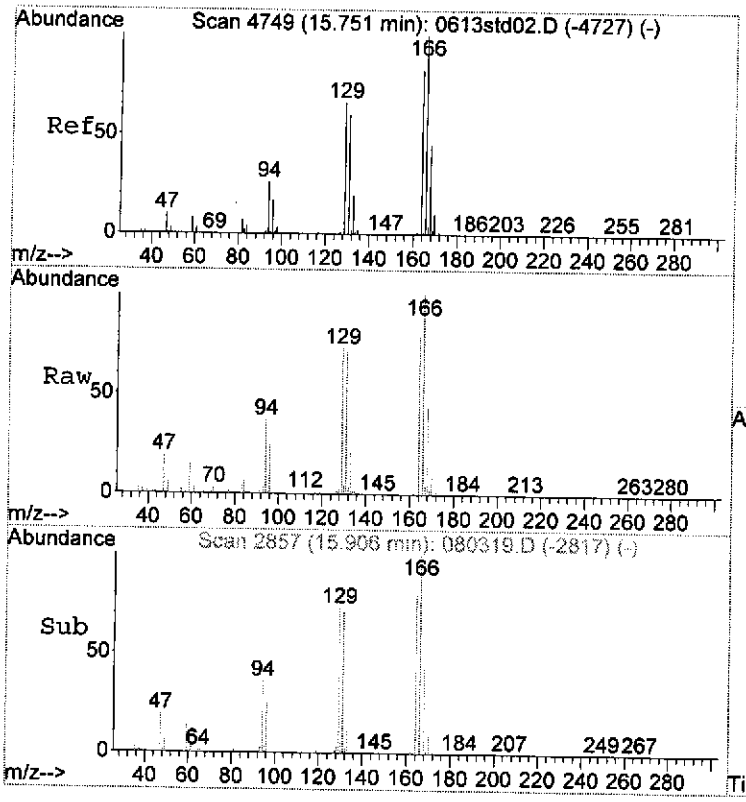

#44
Tetrachloroethylene
Concen: 9.30 ppbV
RT: 15.91 min Scan# 2857
Delta R.T. 0.02 min
Lab File: 080319.D
Acq: 04 Aug 2006 04:47

Tgt Ion:166 Resp: 189355

Ion	Ratio	Lower	Upper
166	100		
166	100.0	80.0	120.0
164	82.9	72.8	109.2

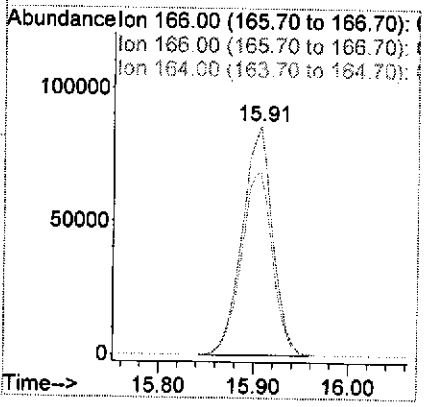

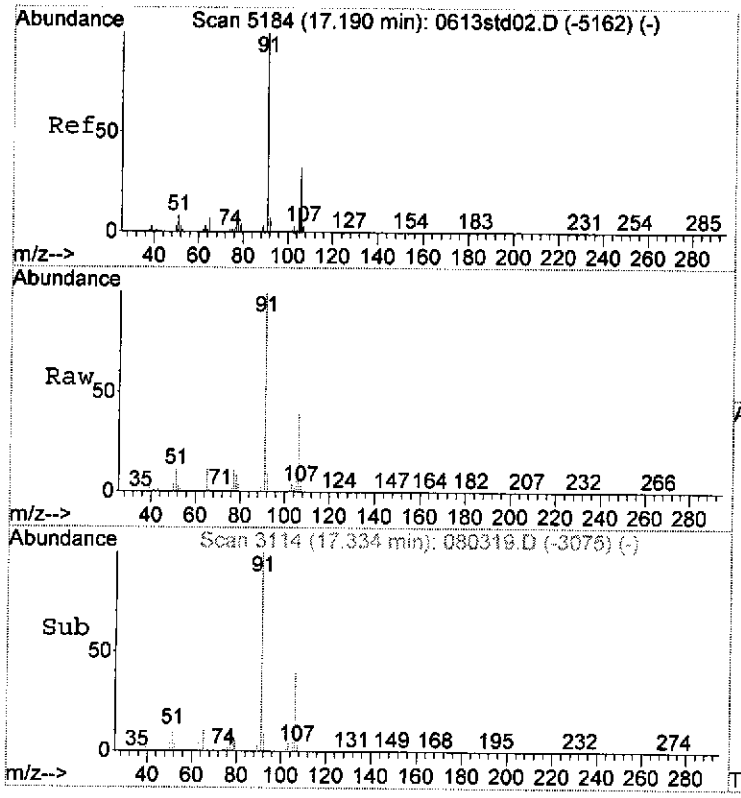

#46
Ethylbenzene
Concen: 19.97 ppbV
RT: 17.33 min Scan# 3114
Delta R.T. 0.02 min
Lab File: 080319.D
Acq: 04 Aug 2006 04:47

Tgt Ion: 91 Resp: 1311647

Ion	Ratio	Lower	Upper
91	100		
91	100.0	80.0	120.0
106	36.0	30.4	45.6

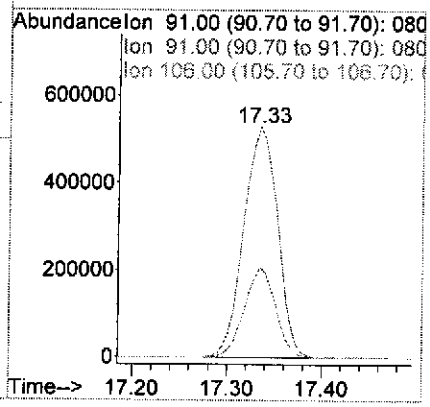

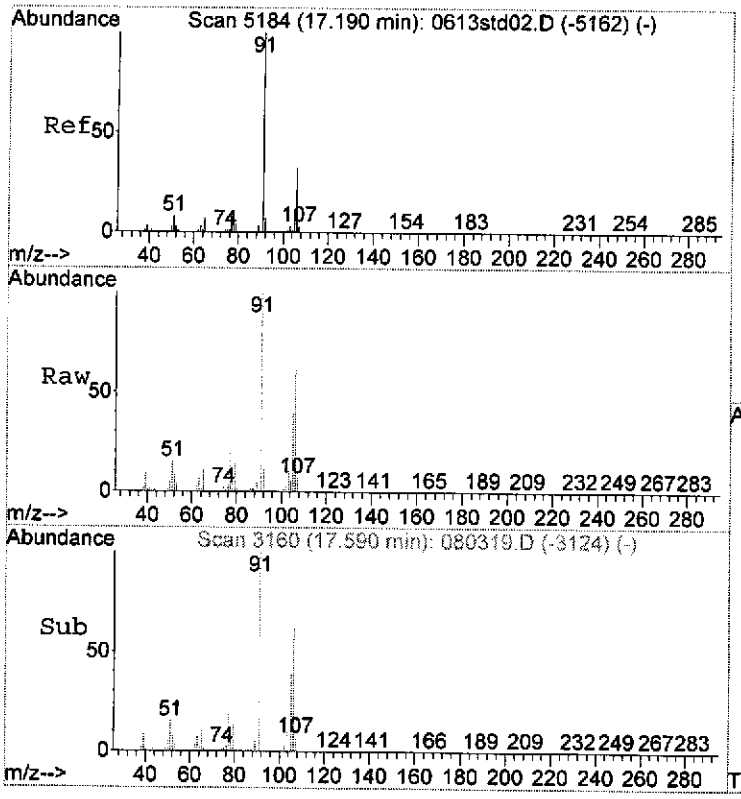

#47
Xylene,_m_&_p-
Concen: 31.35 ppbV
RT: 17.59 min Scan# 3160
Delta R.T. 0.00 min
Lab File: 080319.D
Acq: 04 Aug 2006 04:47

Tgt Ion: 91 Resp: 3262903

Ion	Ratio	Lower	Upper
91	100		
91	100.0	80.0	120.0
106	60.0	44.0	66.0

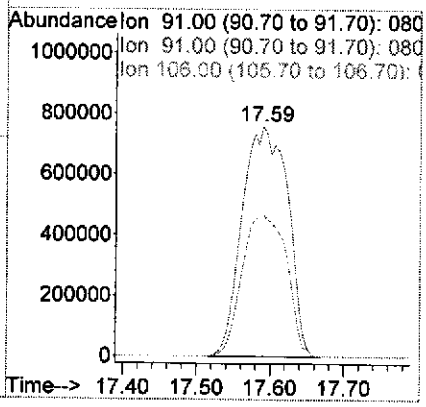

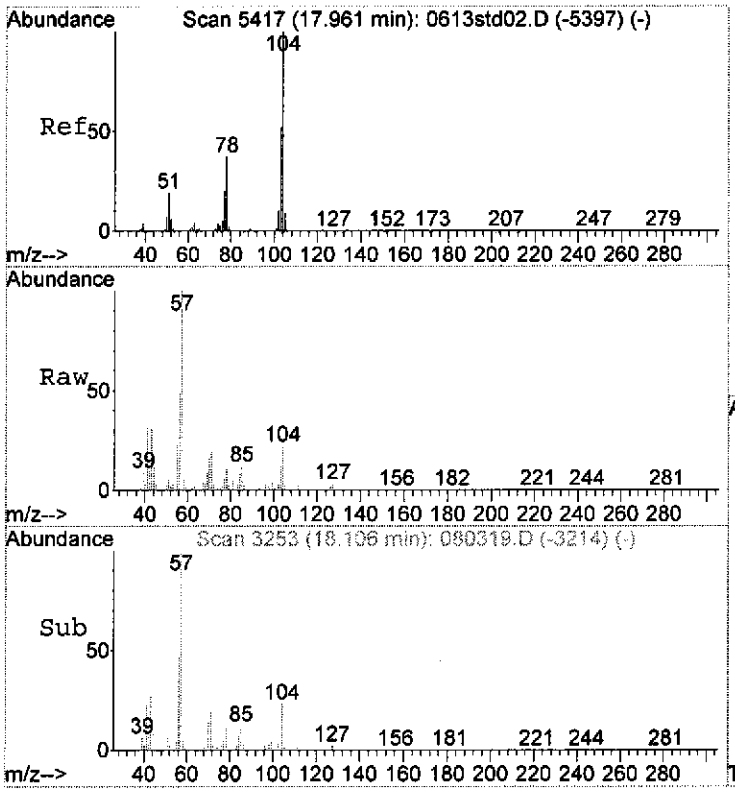

#49
Styrene
Concen: 0.48 ppbV
RT: 18.11 min Scan# 3253
Delta R.T. 0.02 min
Lab File: 080319.D
Acq: 04 Aug 2006 04:47

Tgt Ion:104 Resp: 19399

Ion	Ratio	Lower	Upper
104	100		
104	100.0	80.0	120.0
103	50.8	48.0	72.0

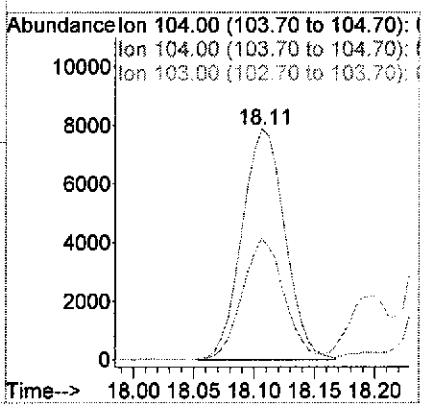

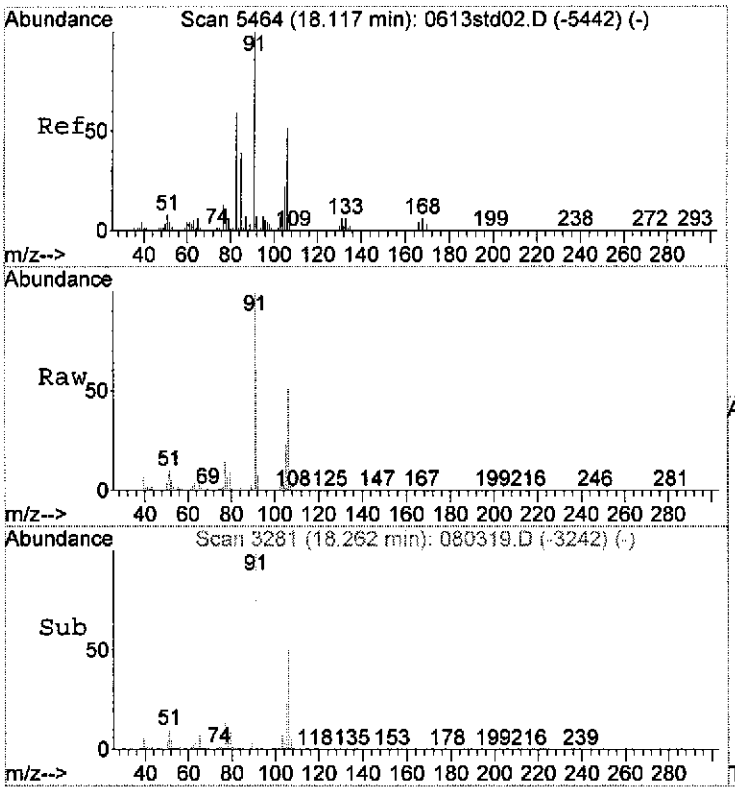

#51
Xylene,_o-
Concen: 17.33 ppbV
RT: 18.26 min Scan# 3281
Delta R.T. 0.01 min
Lab File: 080319.D
Acq: 04 Aug 2006 04:47

Tgt Ion: 91 Resp: 939544

Ion	Ratio	Lower	Upper
91	100		
91	100.0	80.0	120.0
106	50.0	40.0	60.0

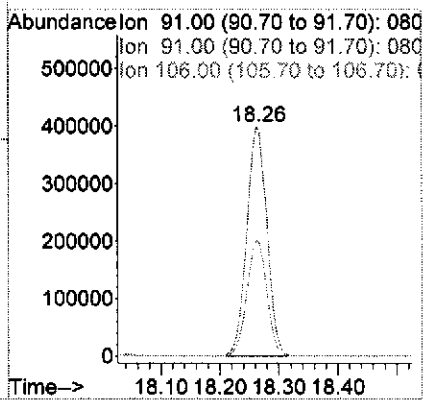

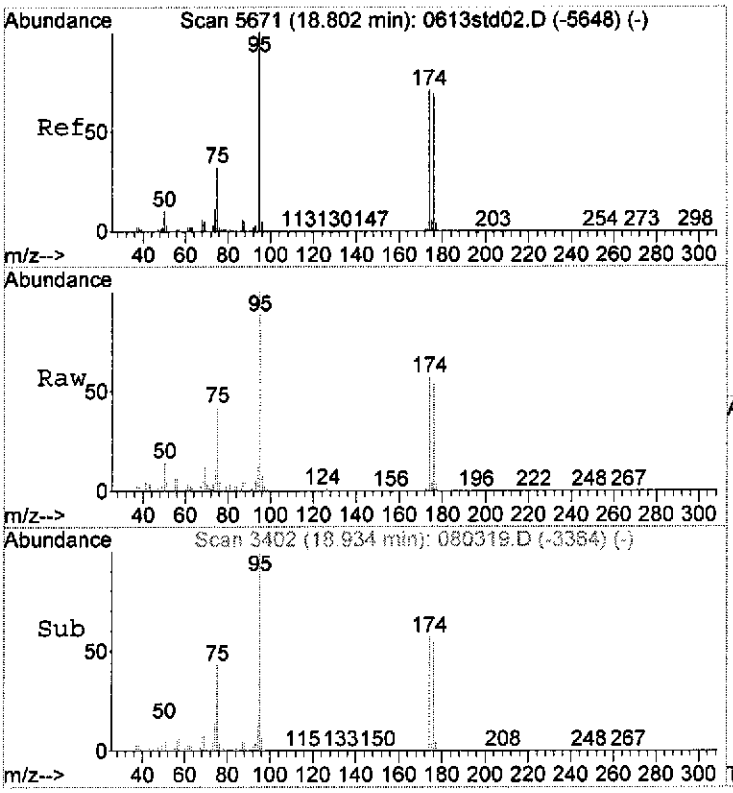

#52
Bromofluorobenzene_(tune_std)
Concen: 17.33 ppbV
RT: 18.93 min Scan# 3402
Delta R.T. 0.01 min
Lab File: 080319.D
Acq: 04 Aug 2006 04:47

Tgt Ion: 95 Resp: 91133

Ion	Ratio	Lower	Upper
95	100		
95	100.0	80.0	120.0
174	53.4	47.2	70.8

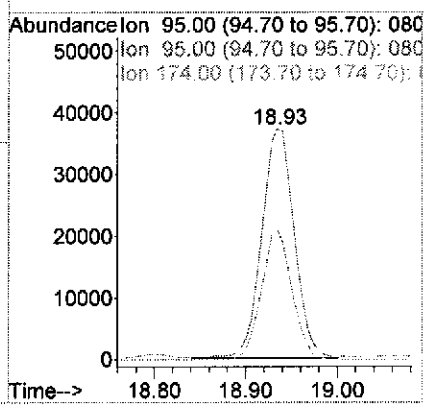



#54
Ethyltoluene,_4-
Concen: 6.16 ppbV
RT: 20.20 min Scan# 3629
Delta R.T. 0.01 min
Lab File: 080319.D
Acq: 04 Aug 2006 04:47

Tgt Ion:105 Resp: 402985

Ion	Ratio	Lower	Upper
105	100		
105	100.0	80.0	120.0
120	30.4	28.0	42.0

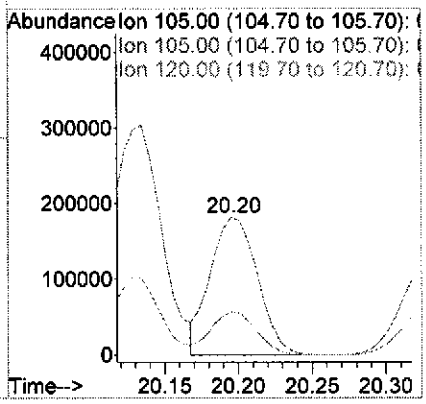

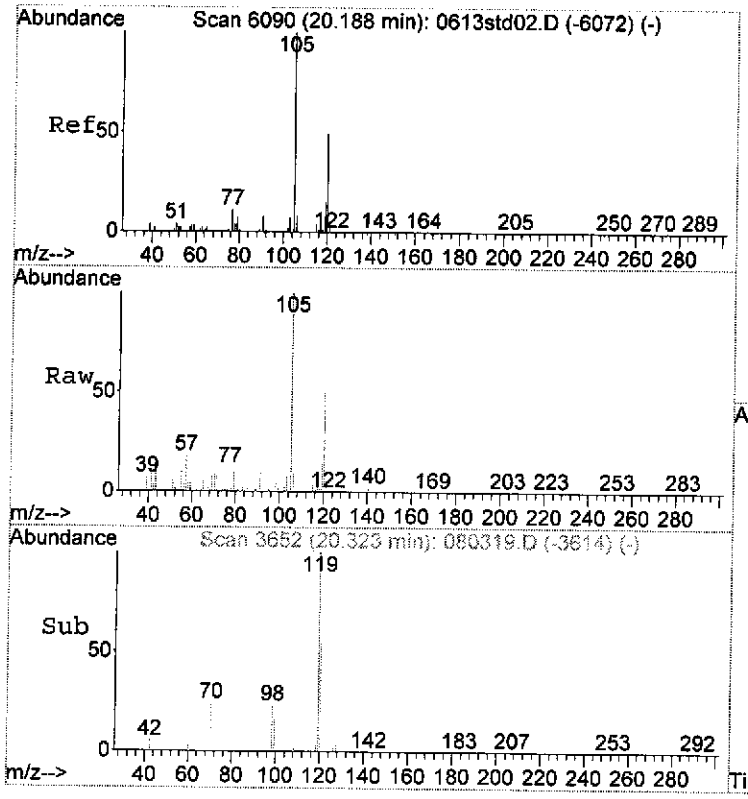

#55
Trimethylbenzene,_1,3,5-
Concen: 4.46 ppbV
RT: 20.32 min Scan# 3652
Delta R.T. 0.01 min
Lab File: 080319.D
Acq: 04 Aug 2006 04:47

Tgt Ion:105 Resp: 253776

Ion	Ratio	Lower	Upper
105	100		
105	100.0	80.0	120.0
120	49.1	46.4	69.6

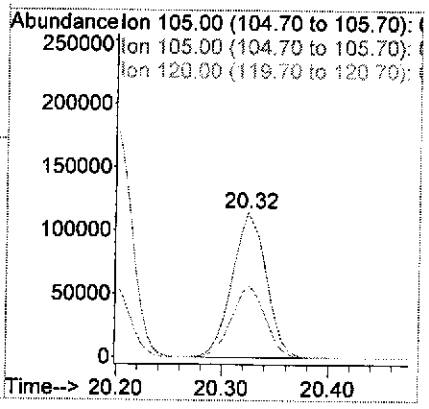

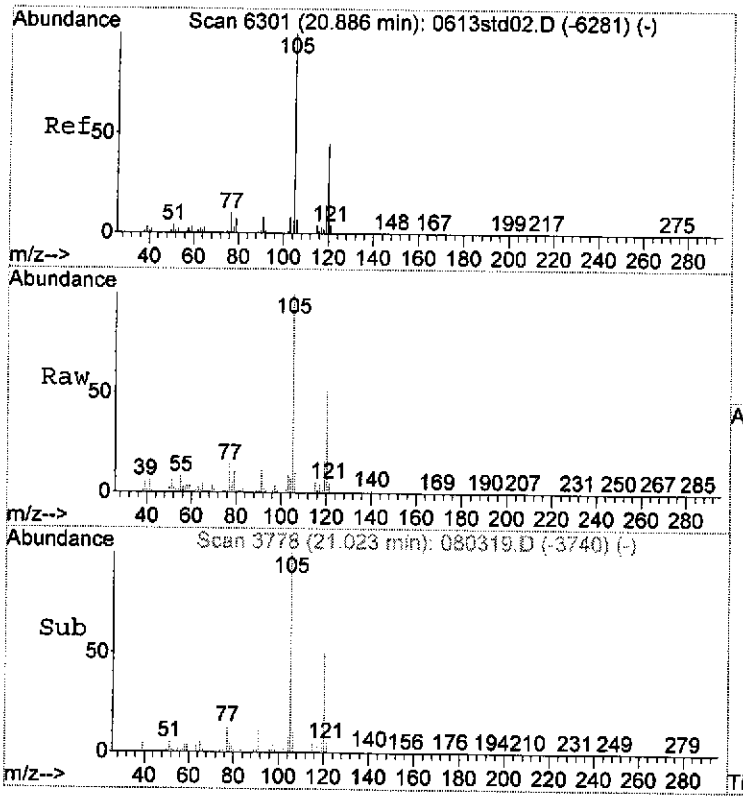

#56
Trimethylbenzene,_1,2,4-
Concen: 16.02 ppbV
RT: 21.02 min Scan# 3778
Delta R.T. 0.01 min
Lab File: 080319.D
Acq: 04 Aug 2006 04:47

Tgt Ion:105 Resp: 877560

Ion	Ratio	Lower	Upper
105	100		
105	100.0	80.0	120.0
120	49.3	41.6	62.4

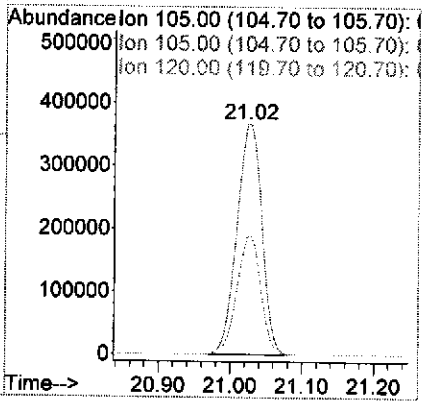

Quantitation Report (QT Reviewed)

Data Path : C:\MSDChem\1\DATA\Aug06\
Data File : 080318.D
Acq On : 04 Aug 2006 04:04
Operator : .
Sample : 60419-04 x 25 dil.
Misc : .
ALS Vial : 15 Sample Multiplier: 1

Quant Time: Aug 04 07:49:14 2006
Quant Method : C:\MSDCHEM\1\METHODS\PAL0726.M
Quant Title : TO-15
QLast Update : Fri Aug 04 07:43:40 2006
Response via : Initial Calibration

Internal Standards	R.T.	QIon	Response	Conc	Units	Dev(Min)
1) Bromochloromethane_(IS)	9.17	130	47818	10.00	ppbV	-0.02
25) Difluorobenzene,_1,4-_(IS)	11.36	114	225165	10.00	ppbV	-0.01
40) Chlorobenzene,_d-5__(IS)	16.74	117	184852	10.00	ppbV	0.00
System Monitoring Compounds						
52) Bromofluorobenzene_(tune_s	18.93	95	113274	10.06	ppbV	0.00
Spiked Amount 10.000	Range 75 - 125		Recovery = 100.60%			
Target Compounds						Qvalue
10) Acetone	5.79	43	188252	9.39	ppbV	97
13) Butyl_Alcohol,_tert	6.78	59	5830m	0.55	ppbV	
21) Methyl_ethyl_ketone	8.51	43	34389	1.01	ppbV	100
23) Hexane	9.21	57	16881	0.54	ppbV	94
28) Benzene	10.95	78	40117	0.65	ppbV	97
34) Trimethylpentane,_2,2,4-	12.22	57	1929178	50.14	ppbV #	80
35) Heptane	12.53	43	12332	0.34	ppbV	99
41) Toluene	14.43	91	497449	7.01	ppbV	97
44) Tetrachloroethylene	15.88	166	8197	0.32	ppbV	94
46) Ethylbenzene	17.32	91	64072	0.78	ppbV	97
47) Xylene,_m_&_p-	17.56	91	196434	1.52	ppbV	97
51) Xylene,_o-	18.25	91	42921	0.64	ppbV	99
56) Trimethylbenzene,_1,2,4-	21.01	105	40066	0.59	ppbV	97

(#) = qualifier out of range (m) = manual integration (+) = signals summed

Quantitation Report (QT Reviewed)

Data Path : C:\MSDChem\1\DATA\Aug06\
Data File : 080318.D
Acq On : 04 Aug 2006 04:04
Operator : .
Sample : 60419-04 x 25 dil.
Misc : .
ALS Vial : 15 Sample Multiplier: 1

Quant Time: Aug 04 07:49:14 2006
Quant Method : C:\MSDCHEM\1\METHODS\PAL0726.M
Quant Title : TO-15
QLast Update : Fri Aug 04 07:43:40 2006
Response via : Initial Calibration

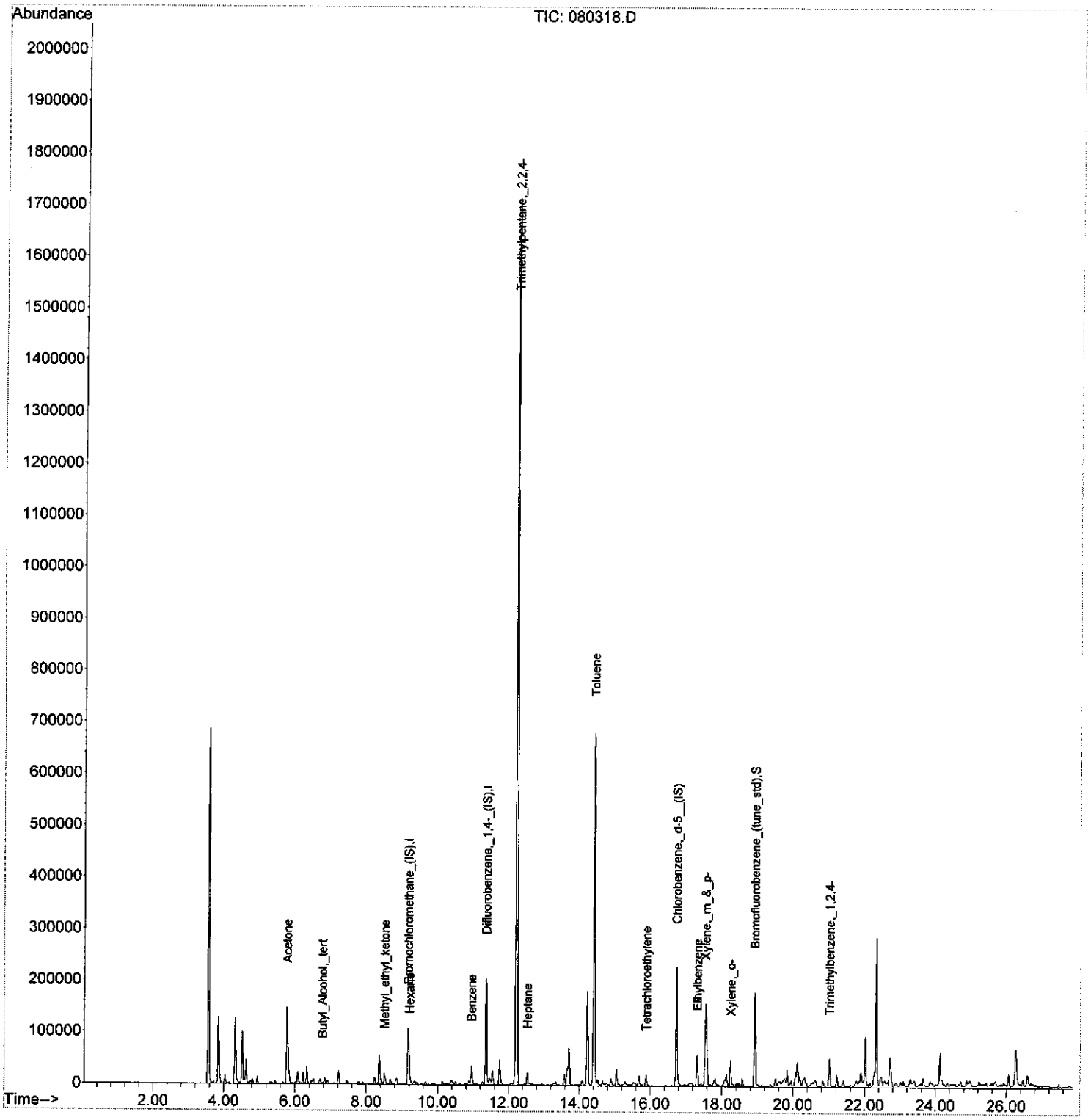

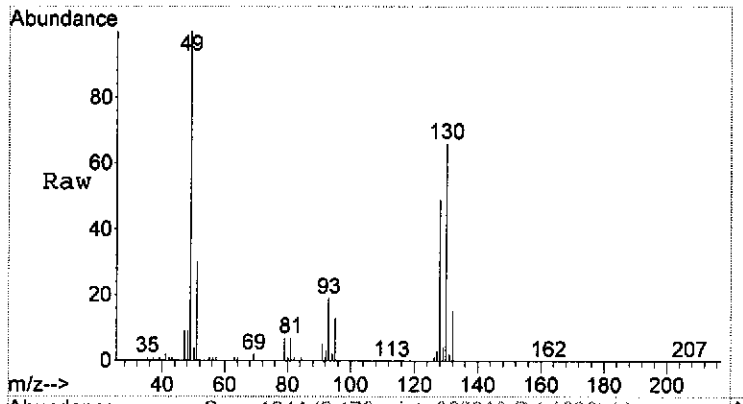

#1
Bromochloromethane_(IS)
Concen: 10.00 ppbV
RT: 9.17 min Scan# 1644
Delta R.T. -0.02 min
Lab File: 080318.D
Acq: 04 Aug 2006 04:04

Tgt Ion:130 Resp: 47818

Ion	Ratio	Lower	Upper
130	100		
130	100.0	80.0	120.0
128	77.4	66.4	99.6

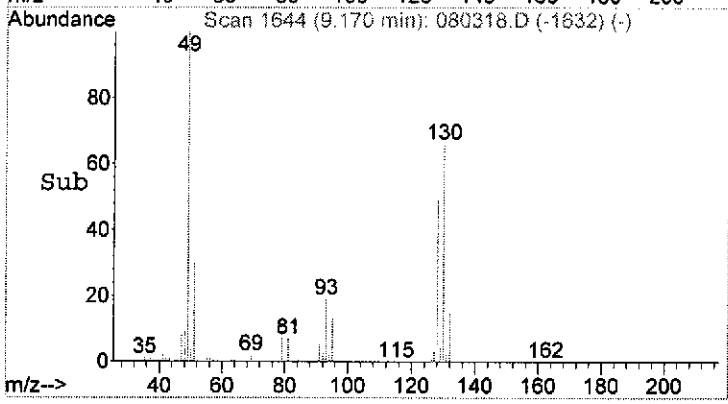

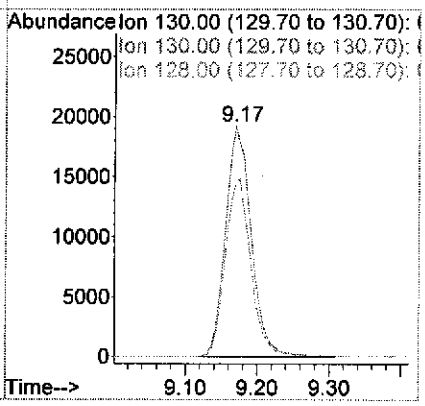





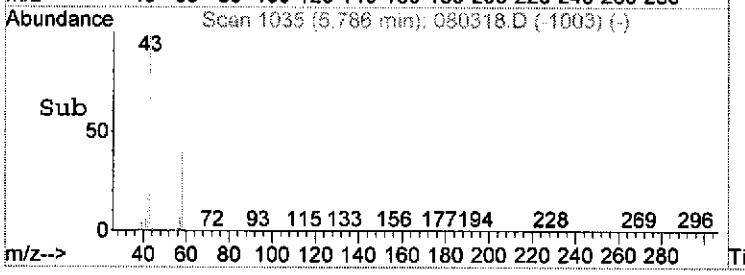

#10
Acetone
Concen: 9.39 ppbV
RT: 5.79 min Scan# 1035
Delta R.T. -0.02 min
Lab File: 080318.D
Acq: 04 Aug 2006 04:04

Tgt Ion: 43 Resp: 188252

Ion	Ratio	Lower	Upper
43	100		
43	100.0	80.0	120.0
58	40.1	36.8	55.2

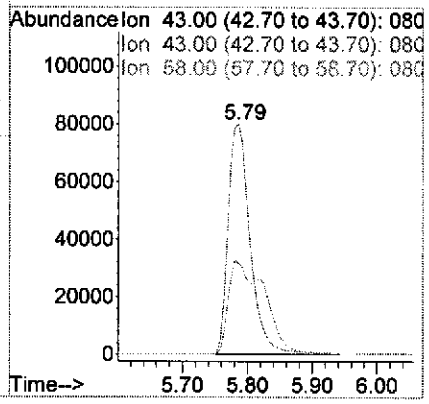



#13
Butyl_Alcohol,_tert
Concen: 0.55 ppbV m
RT: 6.78 min Scan# 1213
Delta R.T. -0.03 min
Lab File: 080318.D
Acq: 04 Aug 2006 04:04

Tgt Ion: 59 Resp: 5830

Ion	Ratio	Lower	Upper
59	100		
59	77.3	80.0	120.0#

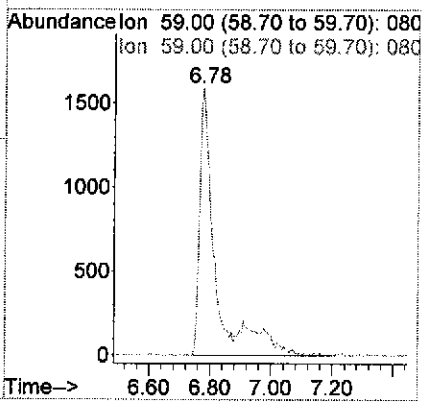

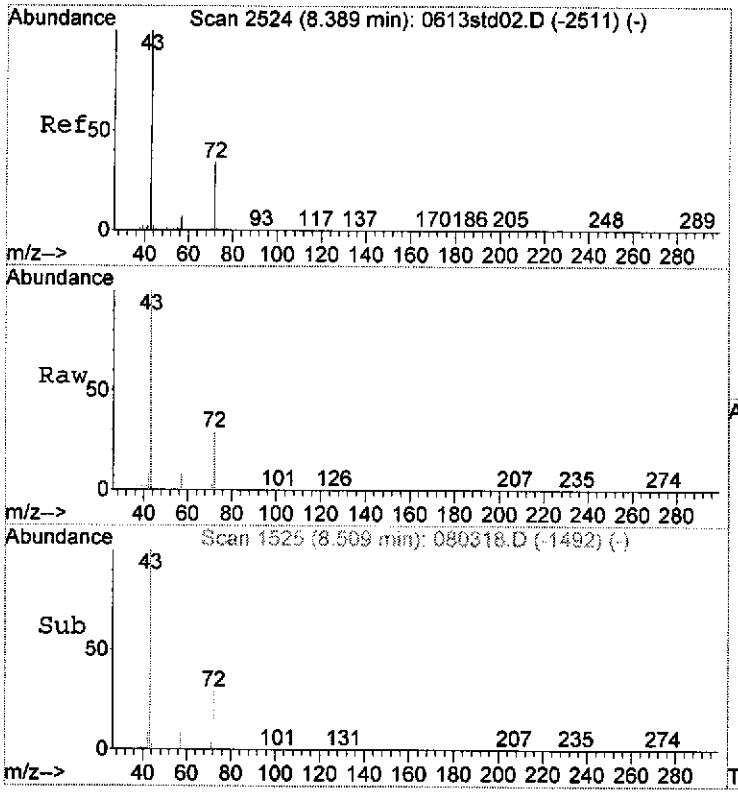

#21
Methyl_ethyl_ketone
Concen: 1.01 ppbV
RT: 8.51 min Scan# 1525
Delta R.T. -0.02 min
Lab File: 080318.D
Acq: 04 Aug 2006 04:04

Tgt Ion: 43 Resp: 34389

Ion	Ratio	Lower	Upper
43	100		
43	100.0	80.0	120.0
72	30.4	24.0	36.0

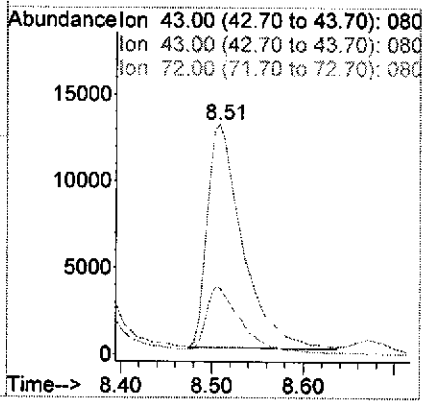

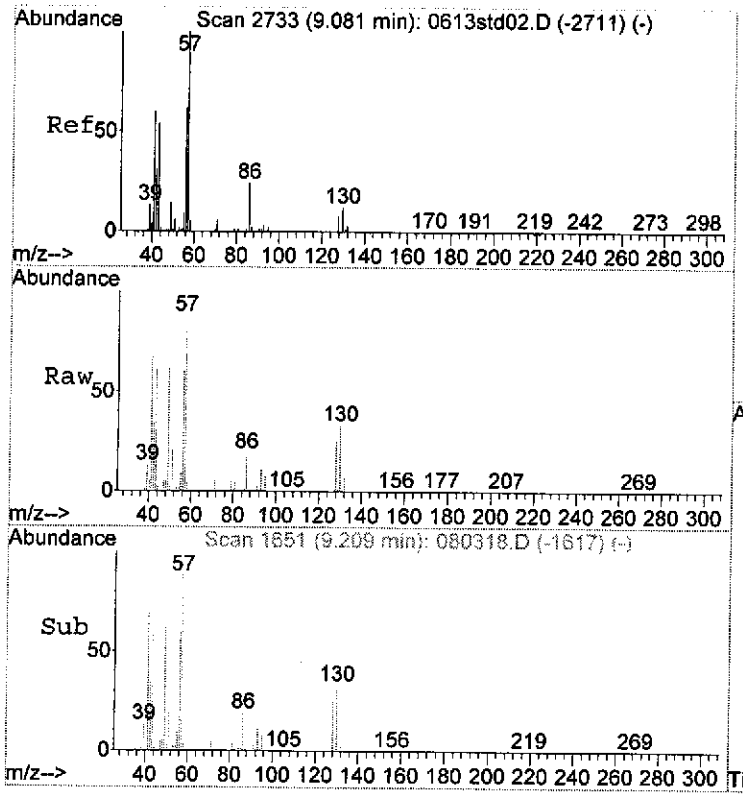

#23
Hexane
Concen: 0.54 ppbV
RT: 9.21 min Scan# 1651
Delta R.T. -0.01 min
Lab File: 080318.D
Acq: 04 Aug 2006 04:04

Tgt Ion: 57 Resp: 16881

Ion	Ratio	Lower	Upper
57	100		
57	100.0	80.0	120.0
41	81.9	55.2	82.8

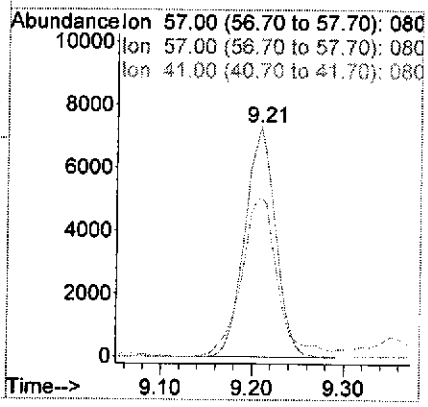

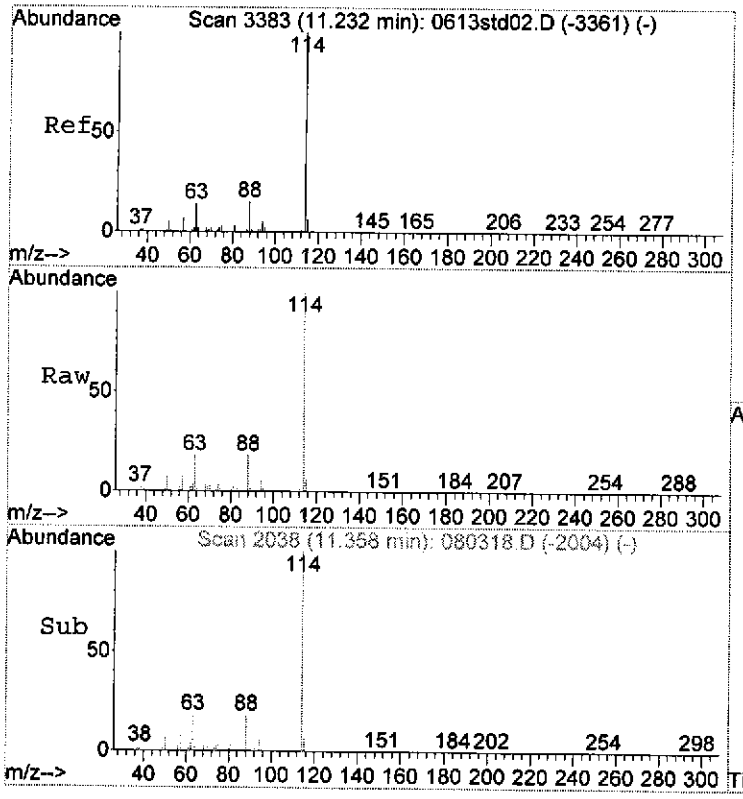

#25
Difluorobenzene,_1,4-_(IS)
Concen: 10.00 ppbV
RT: 11.36 min Scan# 2038
Delta R.T. -0.01 min
Lab File: 080318.D
Acq: 04 Aug 2006 04:04

Tgt Ion:114 Resp: 225165

Ion	Ratio	Lower	Upper
114	100		
114	100.0	80.0	120.0
63	19.6	16.0	24.0

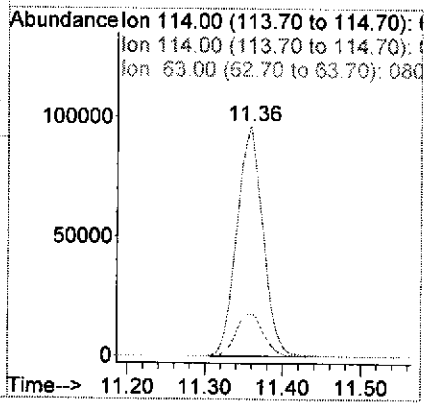

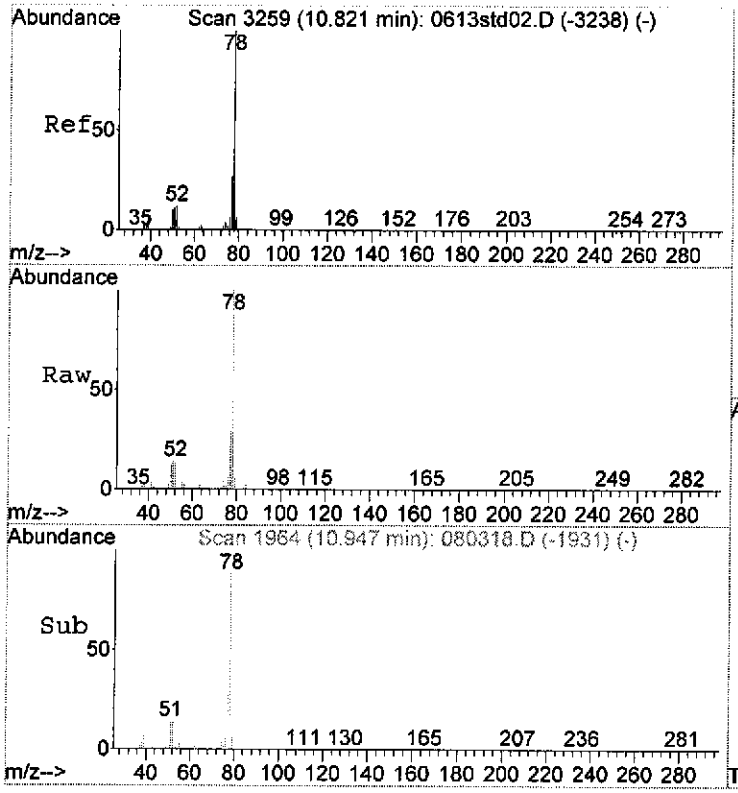

#28
Benzene
Concen: 0.65 ppbV
RT: 10.95 min Scan# 1964
Delta R.T. -0.02 min
Lab File: 080318.D
Acq: 04 Aug 2006 04:04

Tgt Ion: 78 Resp: 40117

Ion	Ratio	Lower	Upper
78	100		
78	100.0	80.0	120.0
77	28.6	28.0	42.0

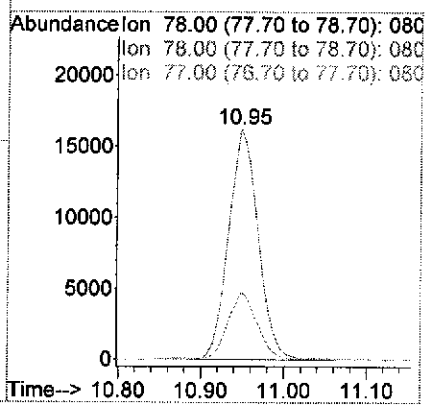



#34
Trimethylpentane,_2,2,4-
Concen: 50.14 ppbV
RT: 12.22 min Scan# 2193
Delta R.T. 0.01 min
Lab File: 080318.D
Acq: 04 Aug 2006 04:04

Tgt Ion: 57 Resp: 1929178

Ion	Ratio	Lower	Upper
57	100		
57	100.0	80.0	120.0
56	0.0	34.4	51.6#

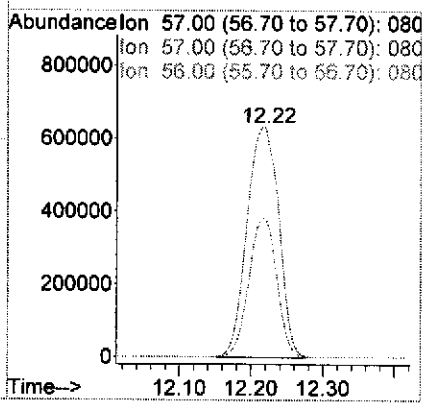

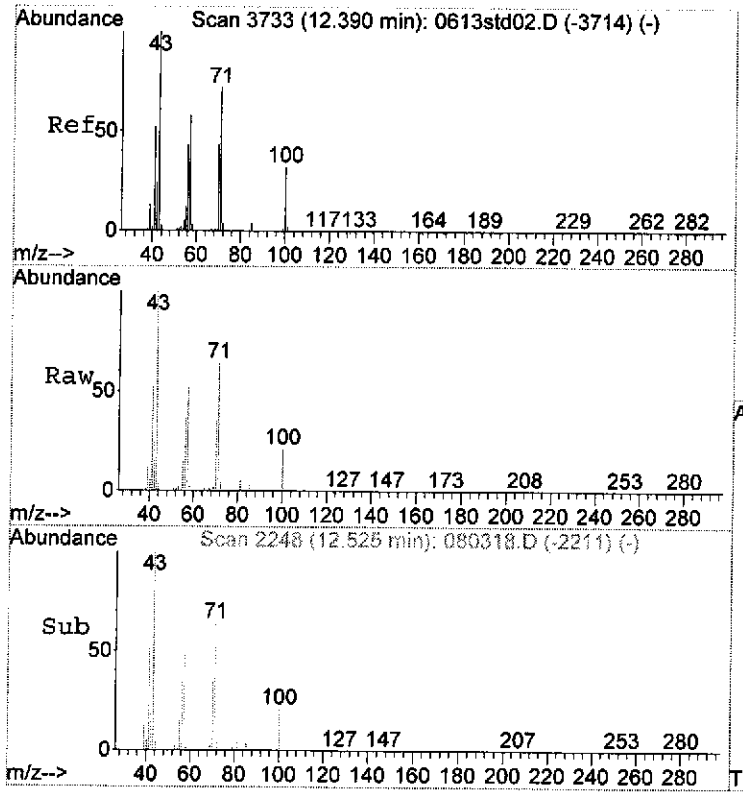

#35
Heptane
Concen: 0.34 ppbV
RT: 12.53 min Scan# 2248
Delta R.T. 0.00 min
Lab File: 080318.D
Acq: 04 Aug 2006 04:04

Tgt Ion: 43 Resp: 12332

Ion	Ratio	Lower	Upper
43	100		
43	100.0	80.0	120.0
71	61.9	51.2	76.8

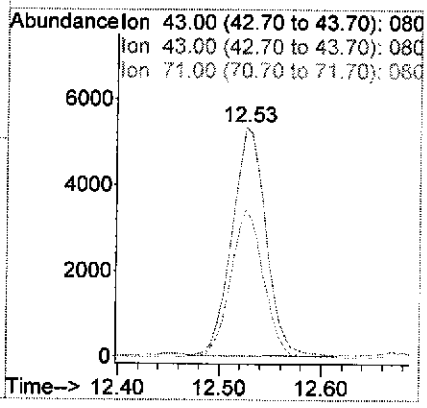



#40
Chlorobenzene,_d-5__(IS)
Concen: 10.00 ppbV
RT: 16.74 min Scan# 3006
Delta R.T. -0.00 min
Lab File: 080318.D
Acq: 04 Aug 2006 04:04

Tgt Ion:117 Resp: 184852

Ion	Ratio	Lower	Upper
117	100		
117	100.0	80.0	120.0
82	60.1	49.6	74.4

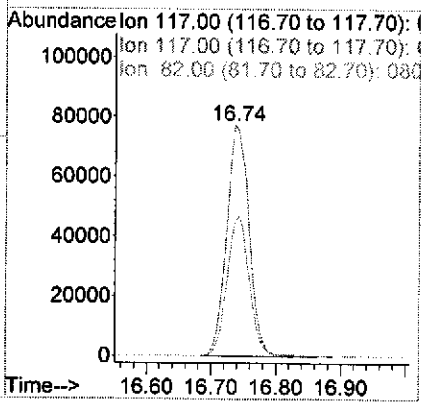

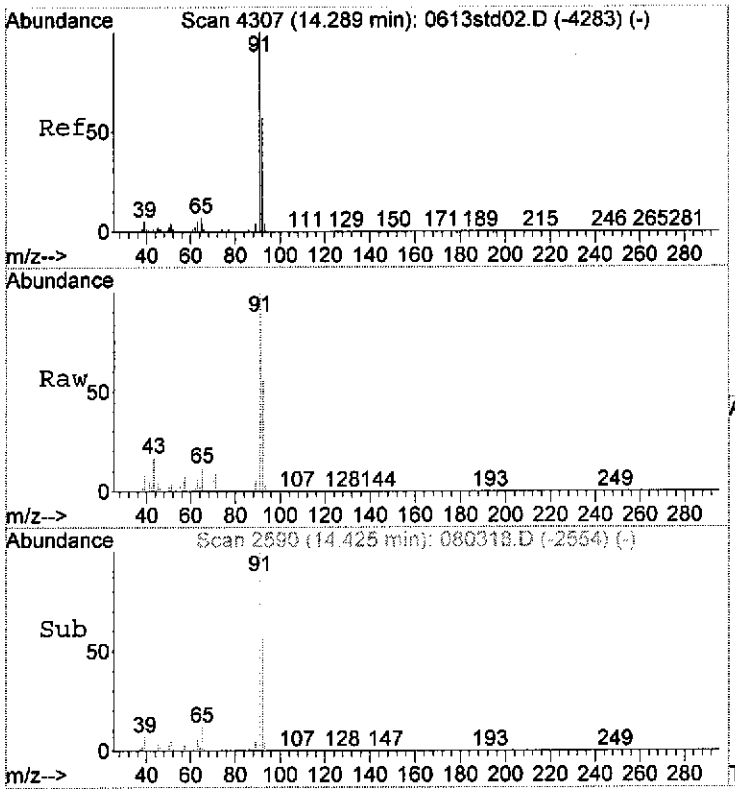

#41
Toluene
Concen: 7.01 ppbV
RT: 14.43 min Scan# 2590
Delta R.T. 0.00 min
Lab File: 080318.D
Acq: 04 Aug 2006 04:04

Tgt Ion: 91 Resp: 497449

Ion	Ratio	Lower	Upper
91	100		
91	100.0	80.0	120.0
92	57.4	51.2	76.8

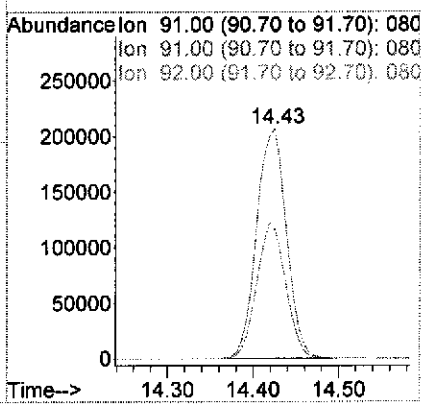

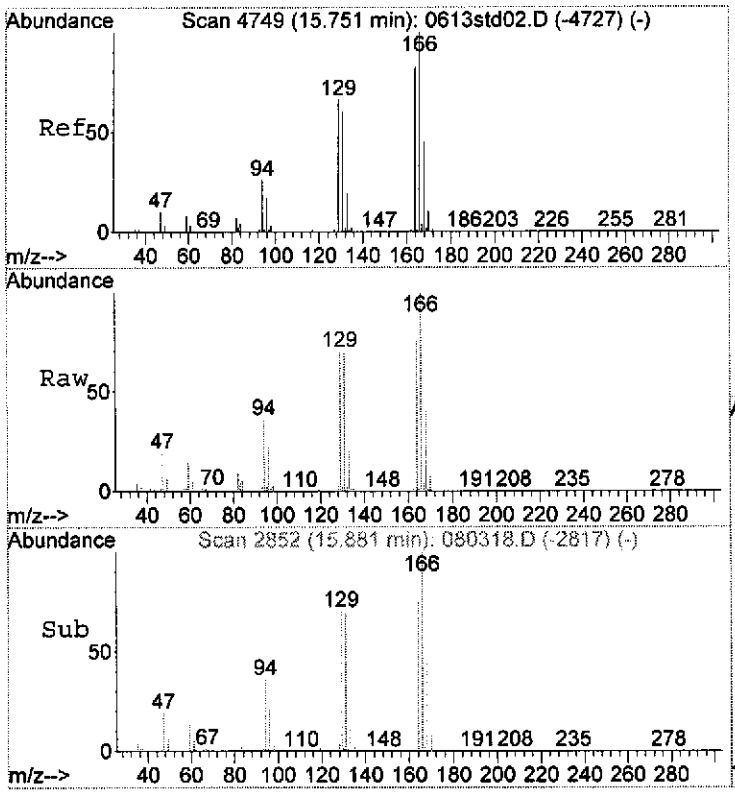

#44
Tetrachloroethylene
Concen: 0.32 ppbV
RT: 15.88 min Scan# 2852
Delta R.T. -0.00 min
Lab File: 080318.D
Acq: 04 Aug 2006 04:04

Tgt Ion:166 Resp: 8197

Ion	Ratio	Lower	Upper
166	100		
166	100.0	80.0	120.0
164	79.1	72.8	109.2

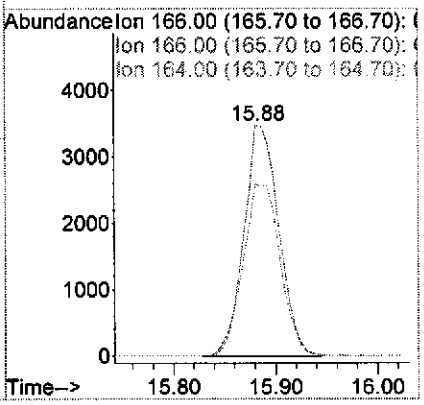

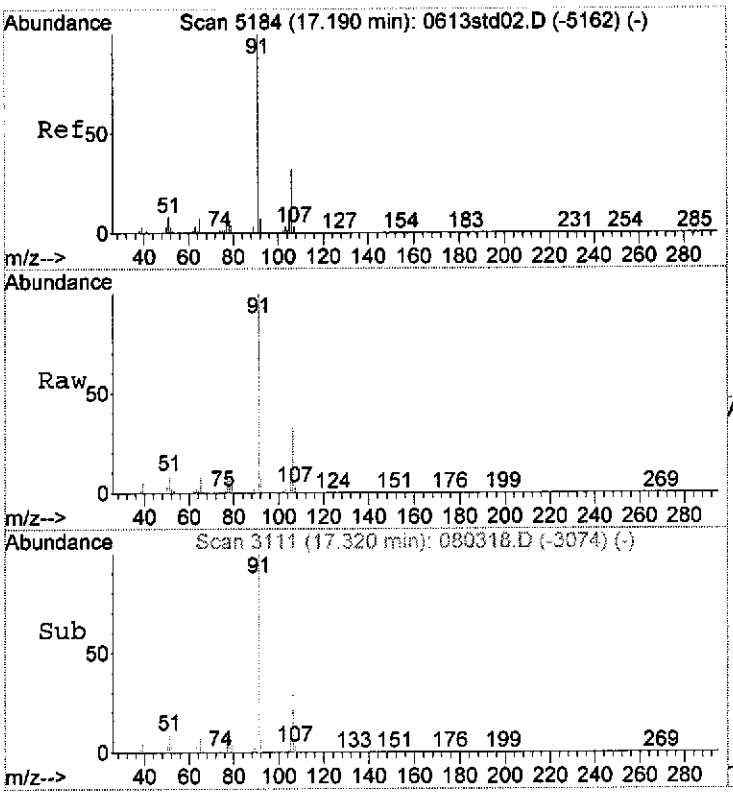

#46
Ethylbenzene
Concen: 0.78 ppbV
RT: 17.32 min Scan# 3111
Delta R.T. 0.00 min
Lab File: 080318.D
Acq: 04 Aug 2006 04:04

Tgt Ion: 91 Resp: 64072

Ion	Ratio	Lower	Upper
91	100		
91	100.0	80.0	120.0
106	31.4	30.4	45.6

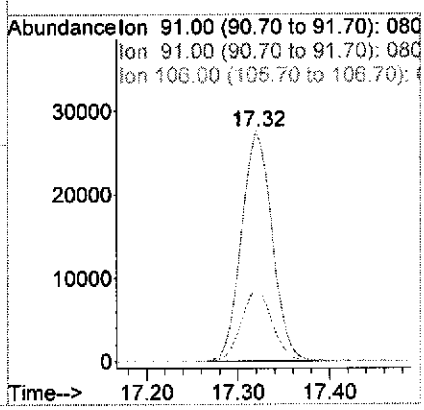



#47
Xylene,_m_&_p-
Concen: 1.52 ppbV
RT: 17.56 min Scan# 3154
Delta R.T. -0.03 min
Lab File: 080318.D
Acq: 04 Aug 2006 04:04

Tgt Ion: 91 Resp: 196434

Ion	Ratio	Lower	Upper
91	100		
91	100.0	80.0	120.0
106	48.8	44.0	66.0

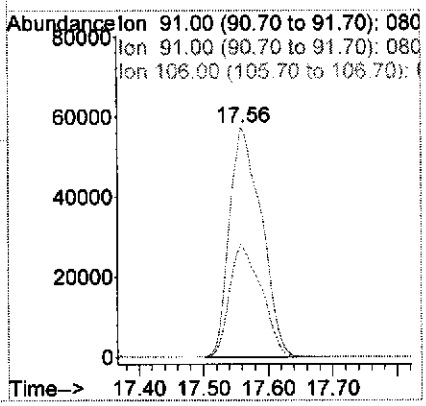

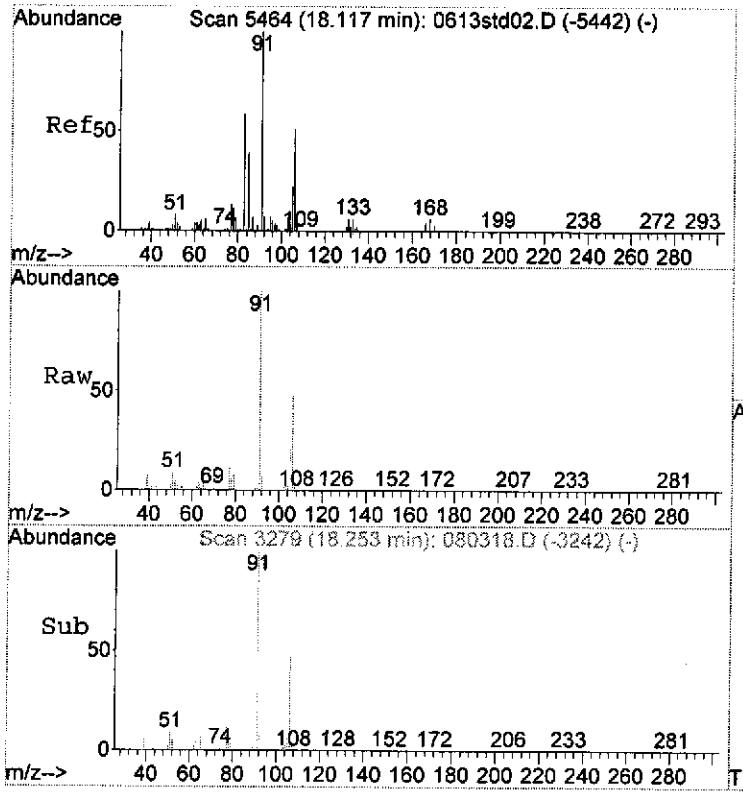

#51
Xylene,_o-
Concen: 0.64 ppbV
RT: 18.25 min Scan# 3279
Delta R.T. 0.01 min
Lab File: 080318.D
Acq: 04 Aug 2006 04:04

Tgt Ion: 91 Resp: 42921

Ion	Ratio	Lower	Upper
91	100		
91	100.0	80.0	120.0
106	47.5	40.0	60.0

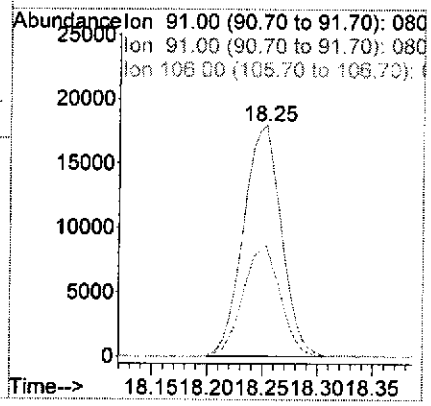

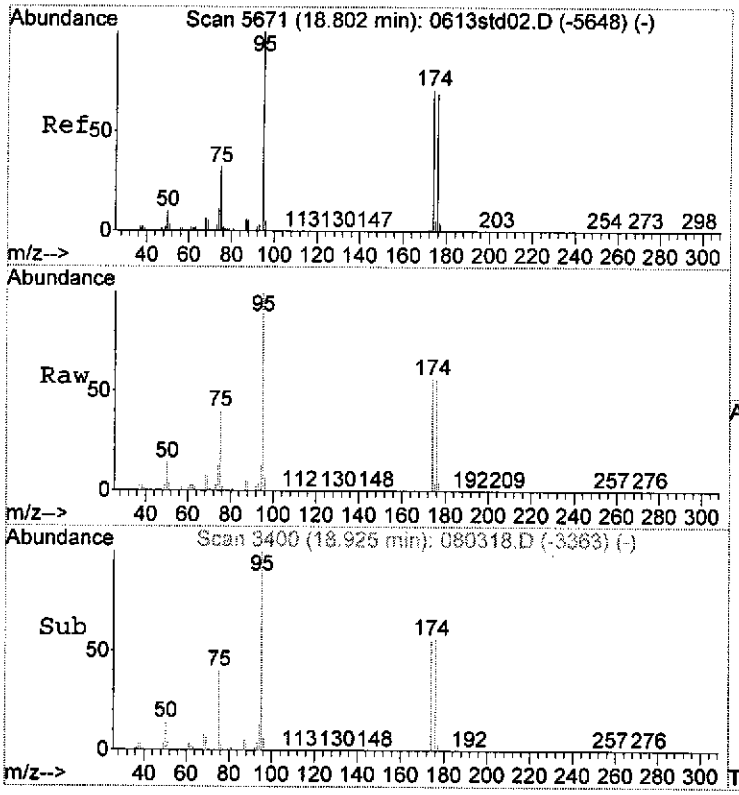

#52
Bromofluorobenzene_(tune_std)
Concen: 0.64 ppbV
RT: 18.93 min Scan# 3400
Delta R.T. 0.00 min
Lab File: 080318.D
Acq: 04 Aug 2006 04:04

Tgt Ion: 95 Resp: 113274

Ion	Ratio	Lower	Upper
95	100		
95	100.0	80.0	120.0
174	56.1	47.2	70.8

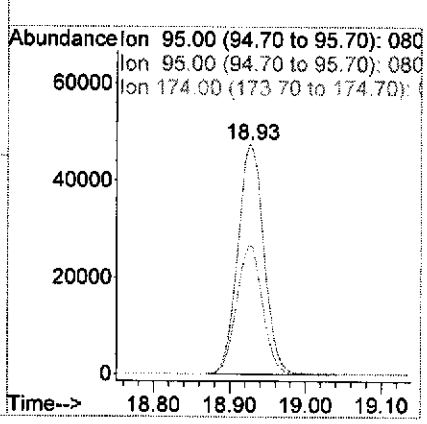

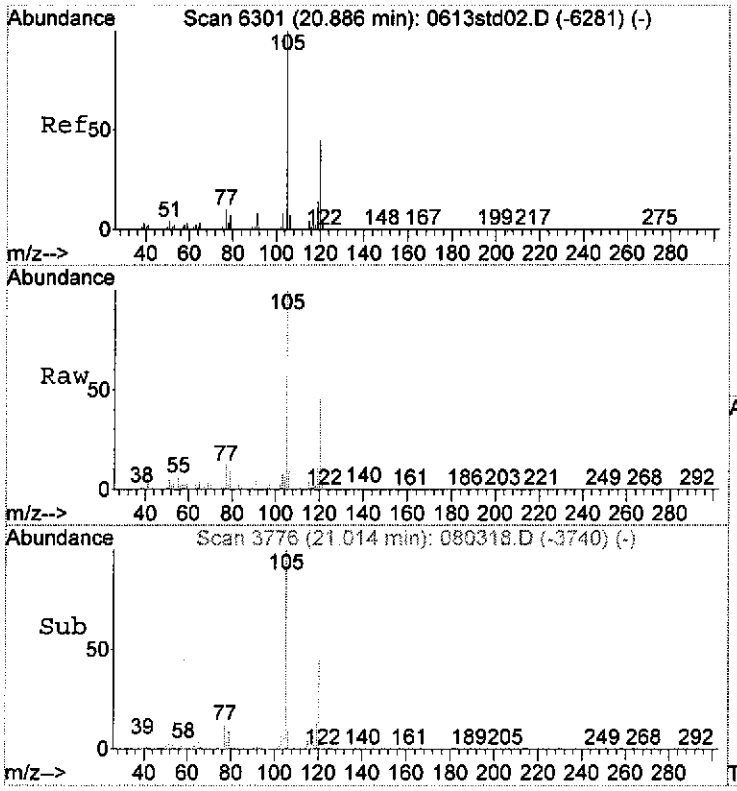

#56
Trimethylbenzene,_1,2,4-
Concen: 0.59 ppbV
RT: 21.01 min Scan# 3776
Delta R.T. 0.00 min
Lab File: 080318.D
Acq: 04 Aug 2006 04:04

Tgt Ion:105 Resp: 40066

Ion	Ratio	Lower	Upper
105	100		
105	100.0	80.0	120.0
120	46.1	41.6	62.4

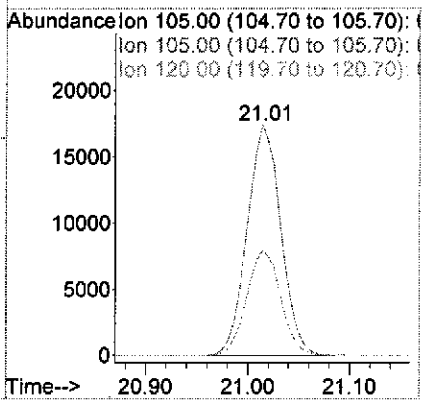

Quantitation Report (QT Reviewed)

Data Path : C:\MSDChem\1\DATA\Aug06\
Data File : 080204.D
Acq On : 02 Aug 06 14:58
Operator : .
Sample : 60419-05.
Misc : .
ALS Vial : 1 Sample Multiplier: 1

Quant Time: Aug 02 16:09:56 2006
Quant Method : C:\MSDCHEM\1\METHODS\PAL0726.M
Quant Title : TO-15
QLast Update : Tue Aug 01 10:35:23 2006
Response via : Initial Calibration

Internal Standards	R.T.	QIon	Response	Conc	Units	Dev(Min)
1) Bromochloromethane_(IS)	9.23	130	34274	10.00	ppbV	0.04
25) Difluorobenzene,_1,4-_(IS)	11.39	114	179502	10.00	ppbV	0.03
40) Chlorobenzene,_d-5__(IS)	16.76	117	118065	10.00	ppbV	0.02

PA,6D

System Monitoring Compounds						
52) Bromofluorobenzene_(tune_s	18.94	95	77727	10.81	ppbV	0.02

Spiked Amount 10.000 Range 75 - 125 Recovery = 108.10%

Target Compounds						Qvalue
2) Dichlorodifluoromethane	3.96	85	6002	0.34	ppbV	100
6) Butadiene,_1,3-	4.58	54	150303	14.51	ppbV #	55
7) Bromomethane	4.89	94	3031	0.31	ppbV	98
10) Acetone	5.87	43	3193924	22.25	ppbV #	89
13) Butyl_Alcohol,_tert	6.83	59	96761	12.69	ppbV	100
14) Methylene_chloride	6.89	49	10852	0.79	ppbV	95
17) Carbon_disulfide	7.13	76	58944	1.53	ppbV	100
20) Methyl-t-butyl_ether	8.13	73	22740	0.69	ppbV	100
21) Methyl_ethyl_ketone	8.54	43	1055347	43.26	ppbV	99
23) Hexane	9.23	57	299508	13.44	ppbV	96
28) Benzene	10.99	78	638157	12.97	ppbV	98
30) Cyclohexane	11.28	56	48711	1.77	ppbV	98
34) Trimethylpentane,_2,2,4-	12.33	57	8915913m	290.65	ppbV	
35) Heptane	12.57	43	163921	5.69	ppbV	100
37) Methyl_isobutyl_ketone	13.27	43	366081	11.62	ppbV	99
41) Toluene	14.49	91	3337177	73.67	ppbV	100
44) Tetrachloroethylene	15.91	166	7650	0.47	ppbV	95
46) Ethylbenzene	17.34	91	930073	17.81	ppbV	98
47) Xylene,_m_&_p-	17.60	91	2623834	31.71	ppbV	98
49) Styrene	18.11	104	13903	0.43	ppbV	96
51) Xylene,_o-	18.27	91	668664	15.52	ppbV	100
54) Ethyltoluene,_4-	20.20	105	355833	6.84	ppbV	98
55) Trimethylbenzene,_1,3,5-	20.33	105	194100	4.29	ppbV	96
56) Trimethylbenzene,_1,2,4-	21.03	105	716904	16.46	ppbV	99

(#) = qualifier out of range (m) = manual integration (+) = signals summed

Quantitation Report (QT Reviewed)

Data Path : C:\MSDChem\1\DATA\Aug06\
Data File : 080204.D
Acq On : 02 Aug 06 14:58
Operator : .
Sample : 60419-05.
Misc : .
ALS Vial : 1 Sample Multiplier: 1

Quant Time: Aug 02 16:09:56 2006
Quant Method : C:\MSDCHEM\1\METHODS\PAL0726.M
Quant Title : TO-15
QLast Update : Tue Aug 01 10:35:23 2006
Response via : Initial Calibration

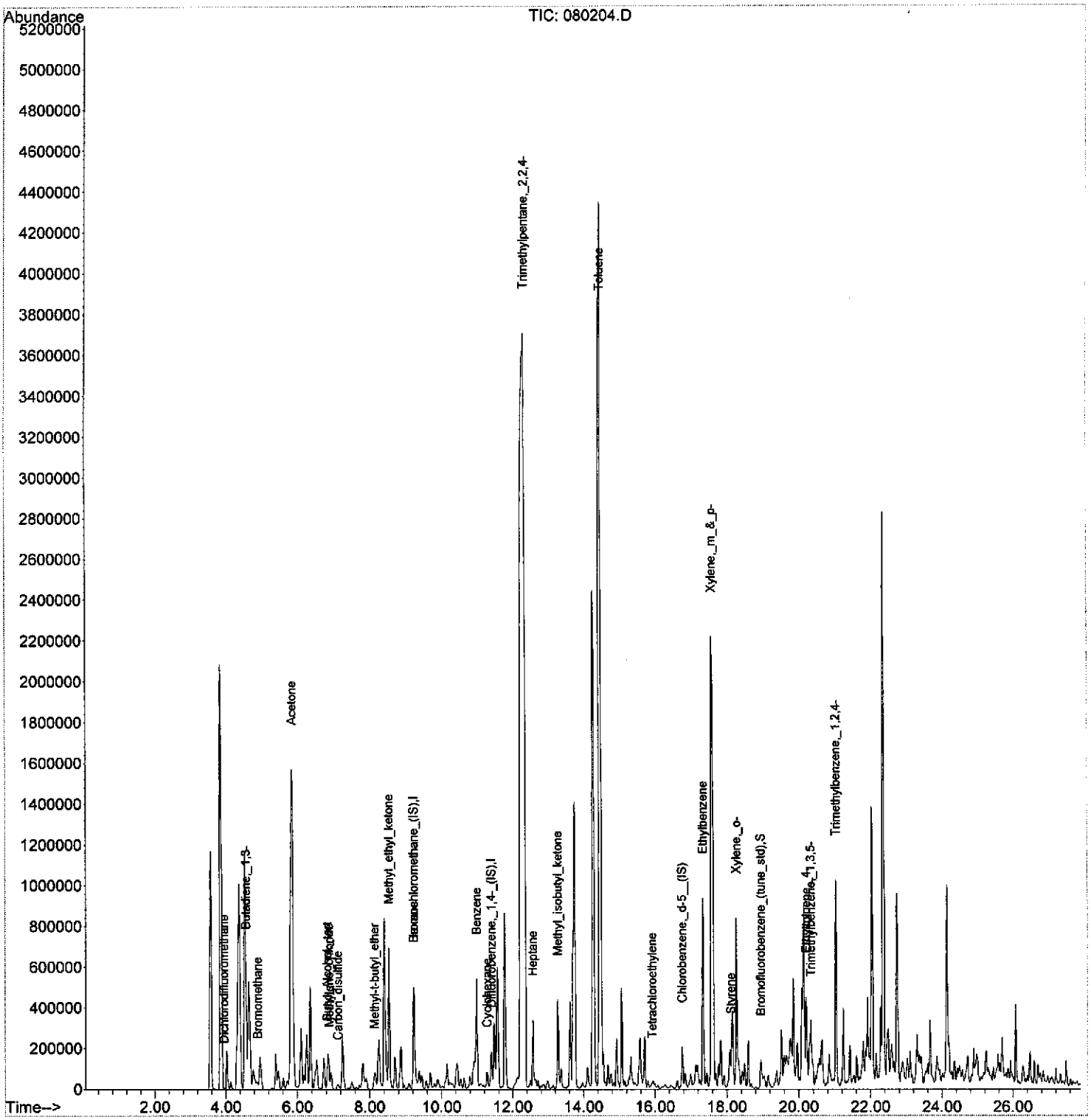

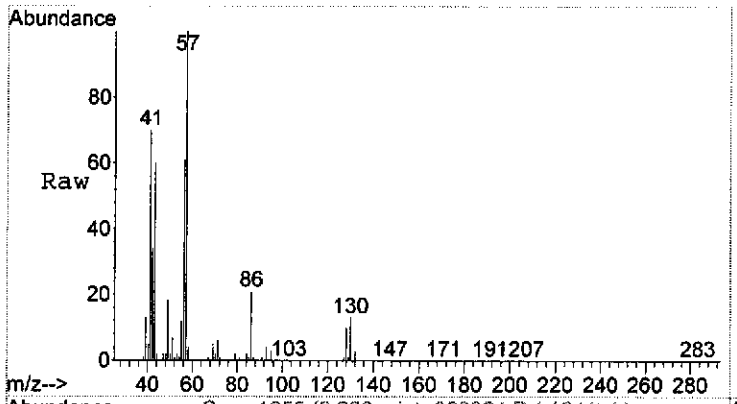

#1
Bromochloromethane_(IS)
Concen: 10.00 ppbV
RT: 9.23 min Scan# 1655
Delta R.T. 0.04 min
Lab File: 080204.D
Acq: 02 Aug 06 14:58

Tgt Ion:130 Resp: 34274

Ion	Ratio	Lower	Upper
130	100		
130	100.0	80.0	120.0
128	78.7	66.4	99.6

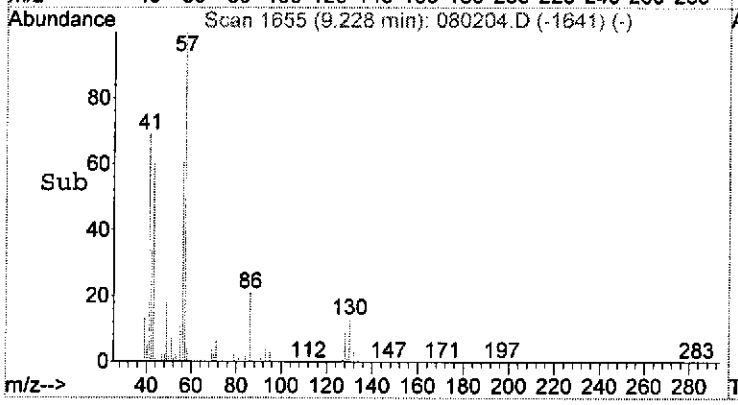

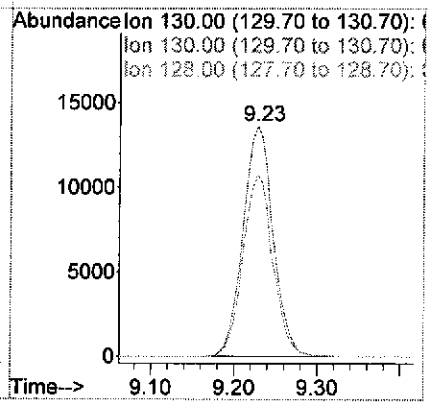

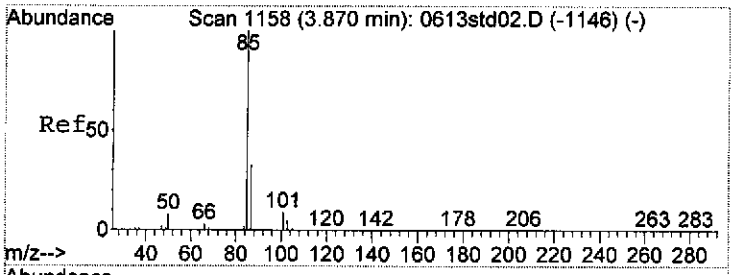

#2
Dichlorodifluoromethane
Concen: 0.34 ppbV
RT: 3.96 min Scan# 706
Delta R.T. 0.00 min
Lab File: 080204.D
Acq: 02 Aug 06 14:58

Tgt Ion: 85 Resp: 6002

Ion	Ratio	Lower	Upper
85	100		
85	100.0	80.0	120.0
87	30.4	24.8	37.2

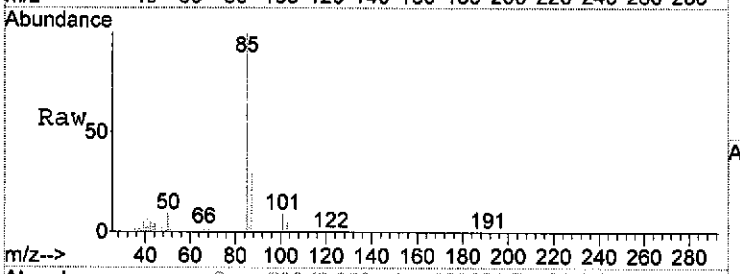

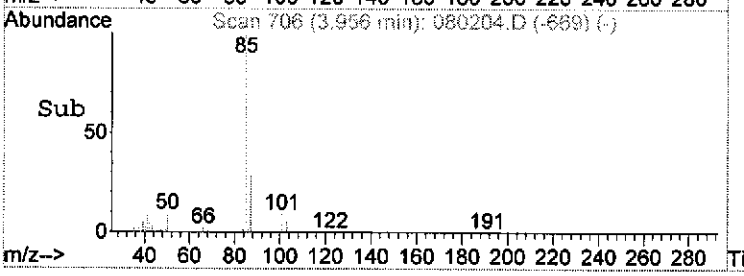

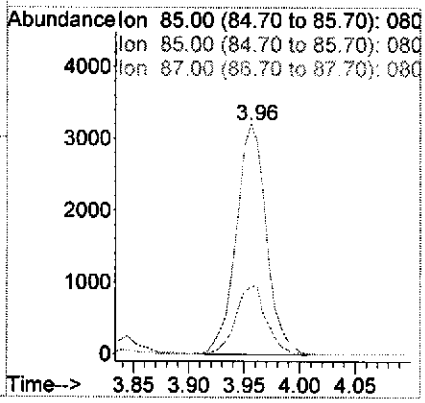

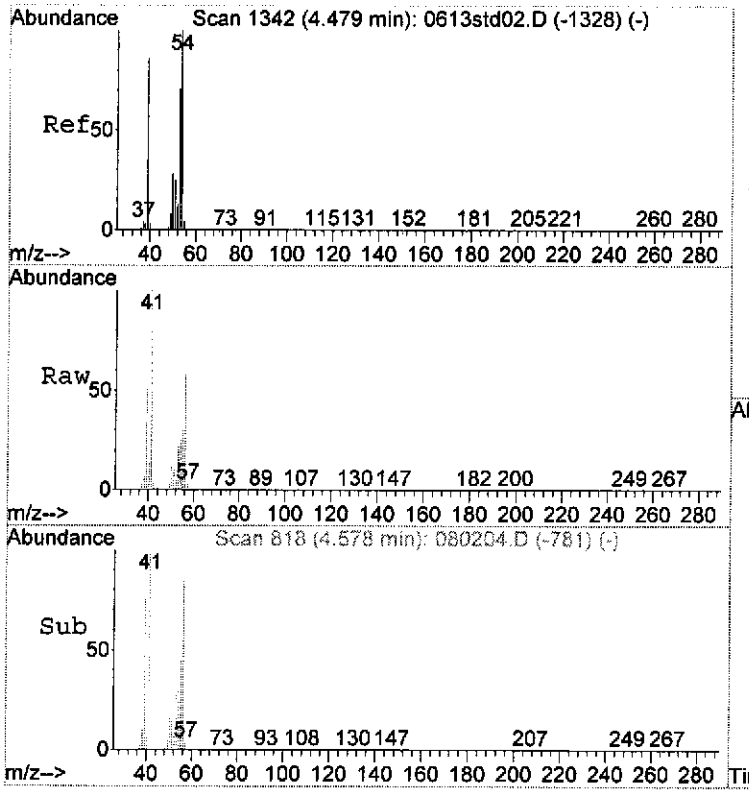

#6
Butadiene, 1,3-
Concen: 14.51 ppbV
RT: 4.58 min Scan# 818
Delta R.T. 0.01 min
Lab File: 080204.D
Acq: 02 Aug 06 14:58

Tgt Ion: 54 Resp: 150303

Ion	Ratio	Lower	Upper
54	100		
54	100.0	80.0	120.0
39	0.0	72.0	108.0#

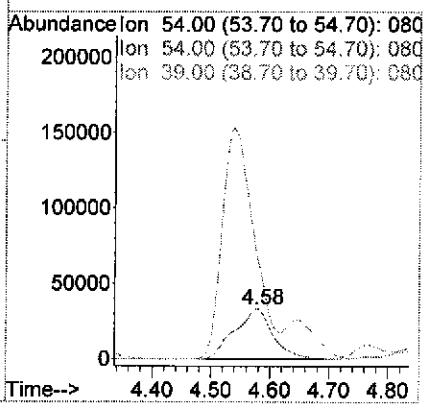

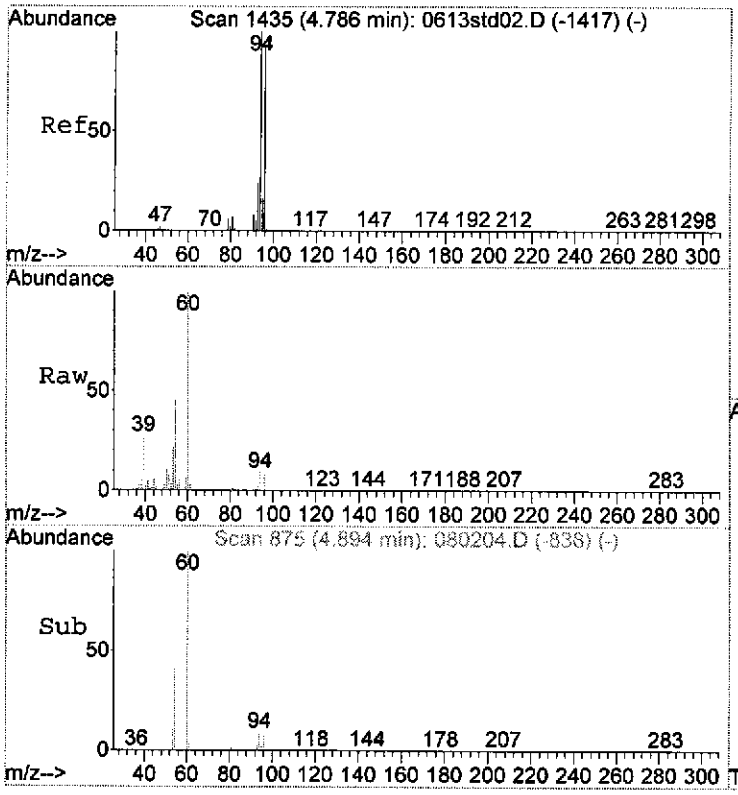

#7
Bromomethane
Concen: 0.31 ppbV
RT: 4.89 min Scan# 875
Delta R.T. 0.01 min
Lab File: 080204.D
Acq: 02 Aug 06 14:58

Tgt Ion: 94 Resp: 3031

Ion	Ratio	Lower	Upper
94	100		
94	100.0	80.0	120.0
96	91.9	69.6	104.4

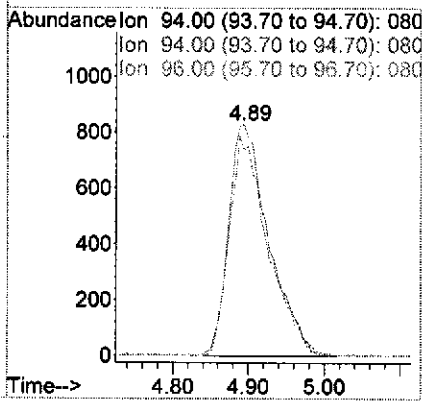

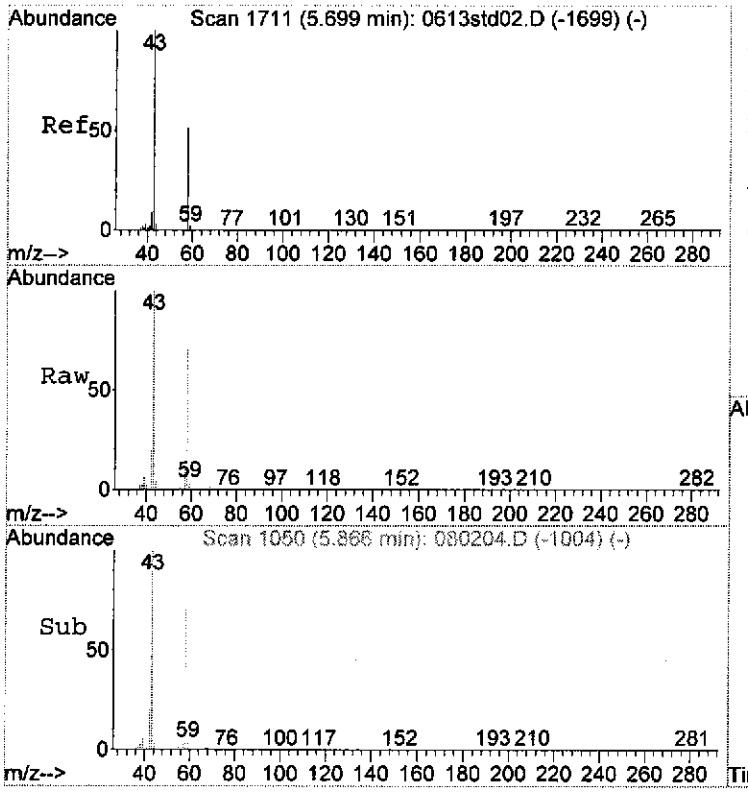

#10
Acetone
Concen: 222.25 ppbV
RT: 5.87 min Scan# 1050
Delta R.T. 0.06 min
Lab File: 080204.D
Acq: 02 Aug 06 14:58

Tgt Ion: 43 Resp: 3193924

Ion	Ratio	Lower	Upper
43	100		
43	100.0	80.0	120.0
58	68.8	36.8	55.2#

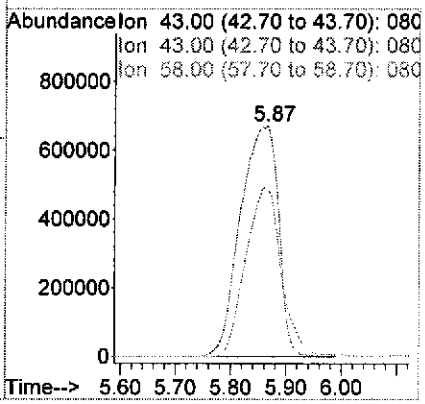

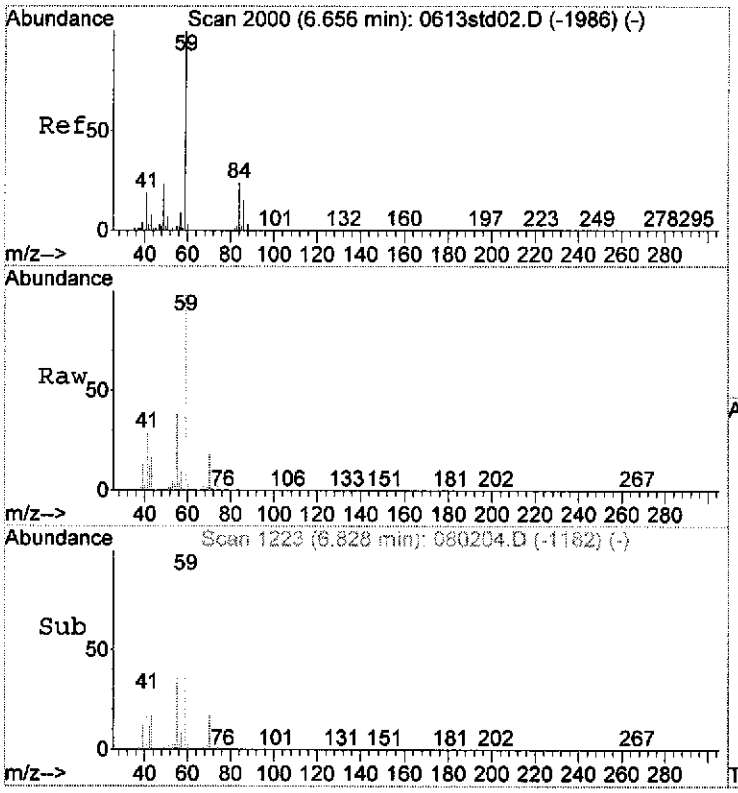

#13
Butyl_Alcohol,_tert
Concen: 12.69 ppbV
RT: 6.83 min Scan# 1223
Delta R.T. 0.03 min
Lab File: 080204.D
Acq: 02 Aug 06 14:58

Tgt Ion: 59 Resp: 96761

Ion	Ratio	Lower	Upper
59	100		
59	100.0	80.0	120.0

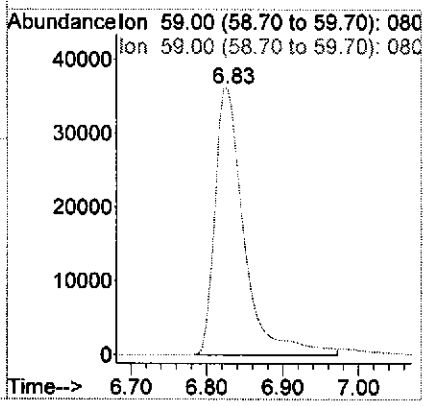

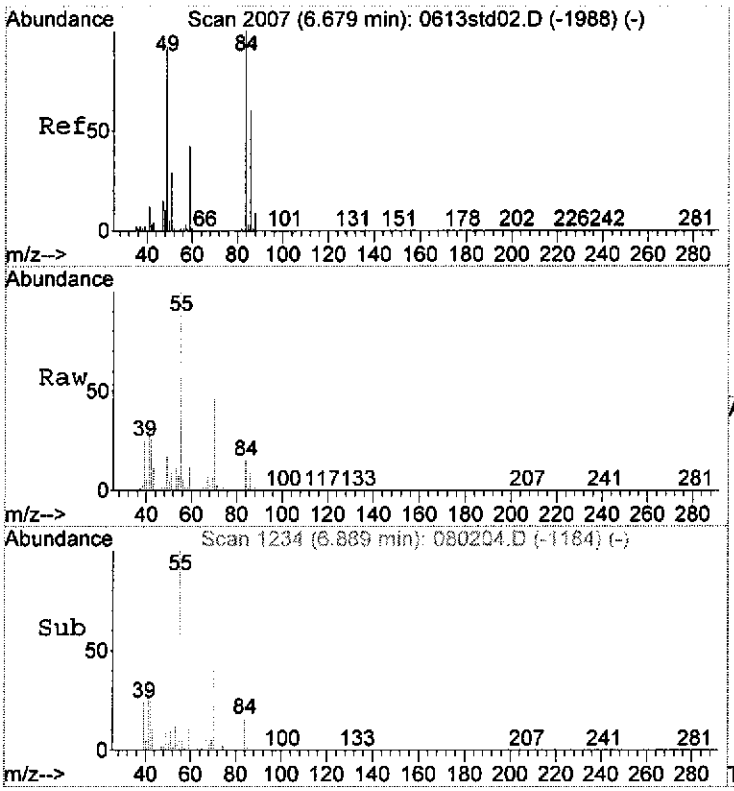

#14
Methylene_chloride
Concen: 0.79 ppbV
RT: 6.89 min Scan# 1234
Delta R.T. 0.08 min
Lab File: 080204.D
Acq: 02 Aug 06 14:58

Tgt Ion: 49 Resp: 10852

Ion	Ratio	Lower	Upper
49	100		
49	100.0	80.0	120.0
84	75.3	68.8	103.2

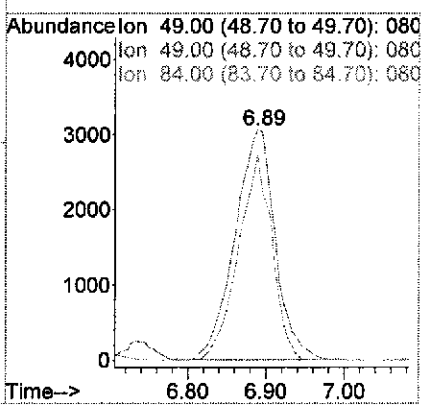

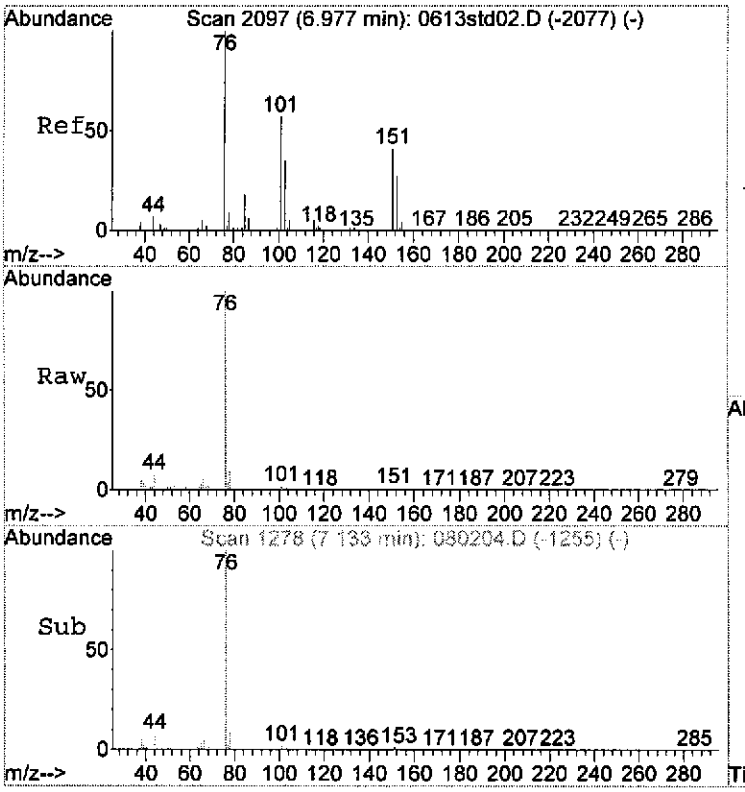

#17
Carbon_disulfide
Concen: 1.53 ppbV
RT: 7.13 min Scan# 1278
Delta R.T. 0.03 min
Lab File: 080204.D
Acq: 02 Aug 06 14:58

Tgt Ion: 76 Resp: 58944

Ion	Ratio	Lower	Upper
76	100		
76	100.0	80.0	120.0
44	8.3	6.0	9.0

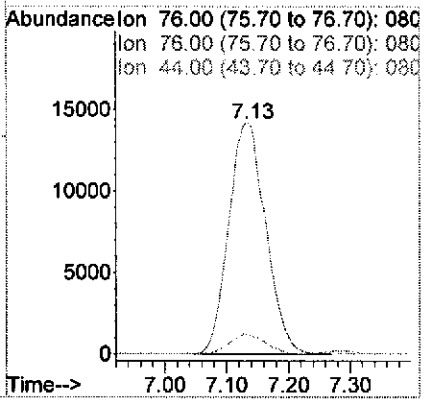

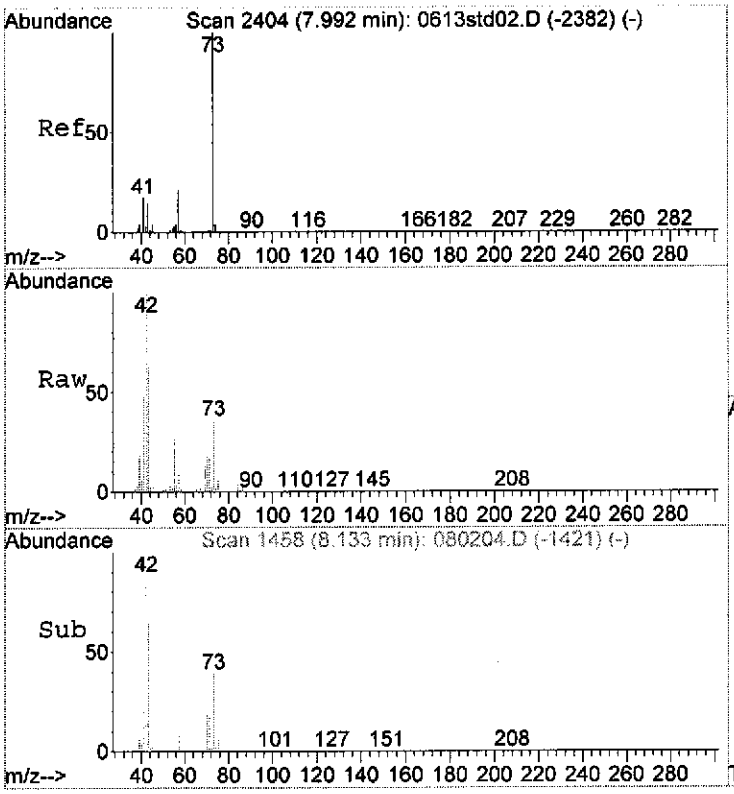

#20
Methyl-t-butyl_ether
Concen: 0.69 ppbV
RT: 8.13 min Scan# 1458
Delta R.T. 0.01 min
Lab File: 080204.D
Acq: 02 Aug 06 14:58

Tgt Ion: 73 Resp: 22740

Ion	Ratio	Lower	Upper
73	100		
73	100.0	80.0	120.0
57	25.1	19.2	28.8

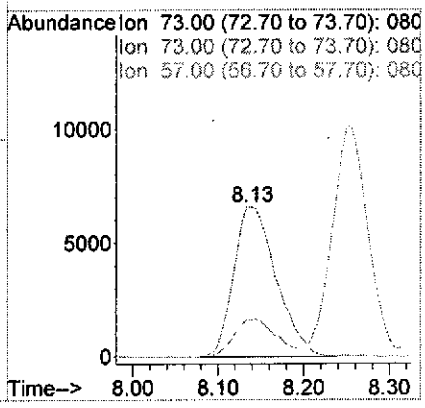

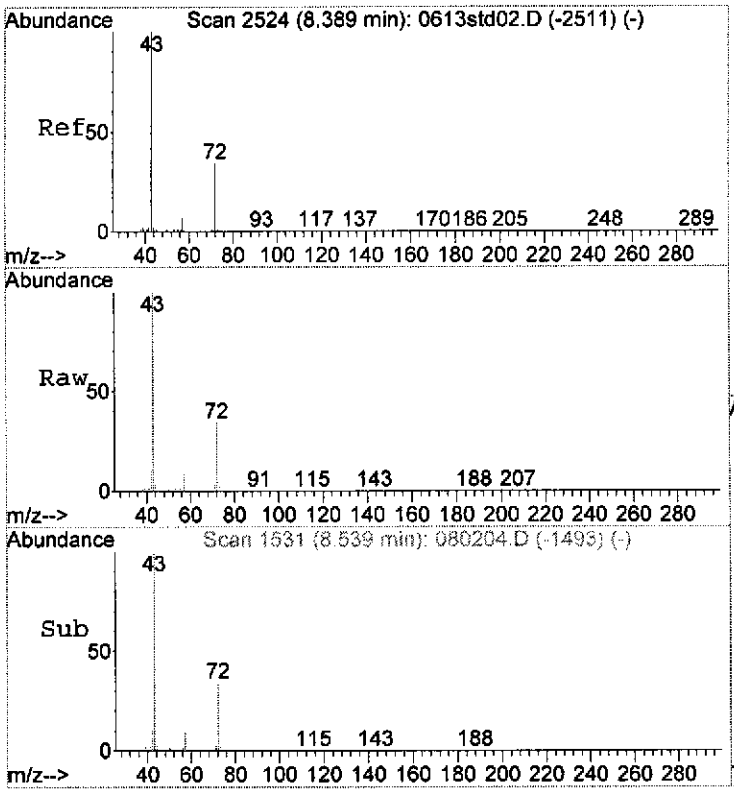

#21
Methyl_ethyl_ketone
Concen: 43.26 ppbV
RT: 8.54 min Scan# 1531
Delta R.T. 0.01 min
Lab File: 080204.D
Acq: 02 Aug 06 14:58

Tgt Ion: 43 Resp: 1055347

Ion	Ratio	Lower	Upper
43	100		
43	100.0	80.0	120.0
72	32.8	24.0	36.0

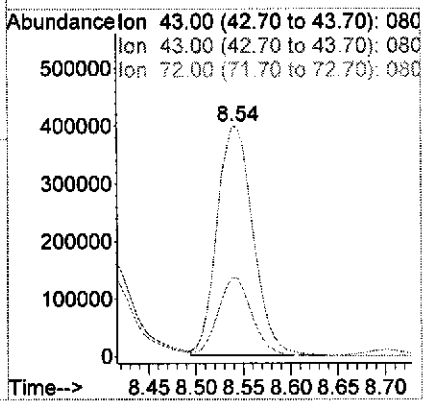

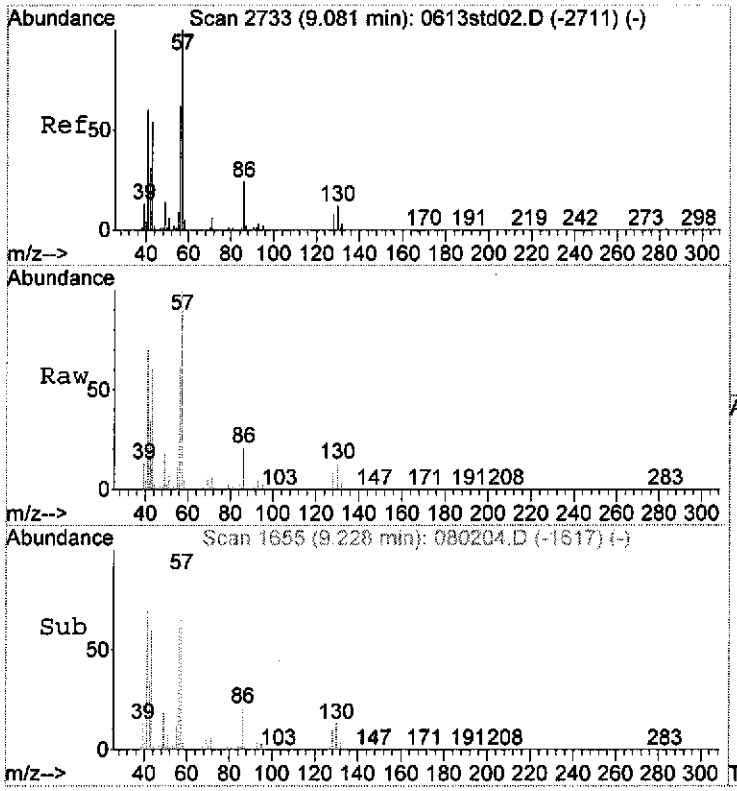

#23
Hexane
Concen: 13.44 ppbV
RT: 9.23 min Scan# 1655
Delta R.T. 0.01 min
Lab File: 080204.D
Acq: 02 Aug 06 14:58

Tgt Ion: 57 Resp: 299508

Ion	Ratio	Lower	Upper
57	100		
57	100.0	80.0	120.0
41	77.0	55.2	82.8

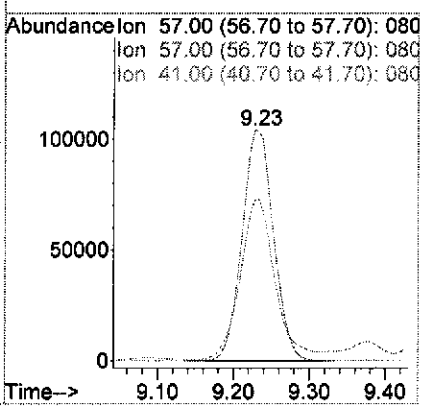

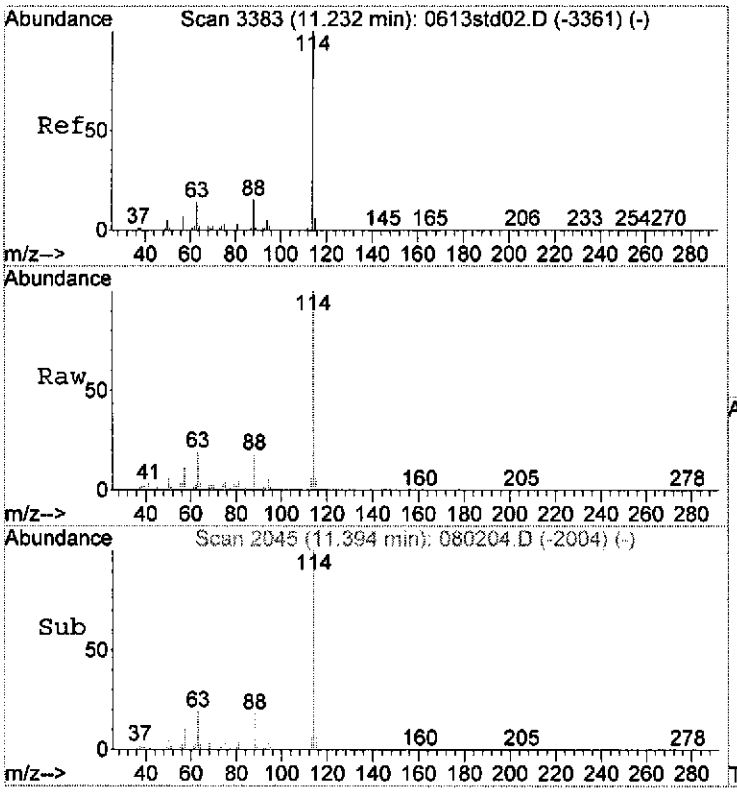

#25
Difluorobenzene,_1,4-_(IS)
Concen: 10.00 ppbV
RT: 11.39 min Scan# 2045
Delta R.T. 0.03 min
Lab File: 080204.D
Acq: 02 Aug 06 14:58

Tgt Ion:114 Resp: 179502

Ion	Ratio	Lower	Upper
114	100		
114	100.0	80.0	120.0
63	19.6	16.0	24.0

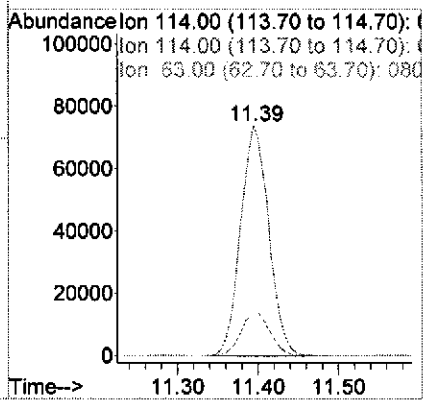

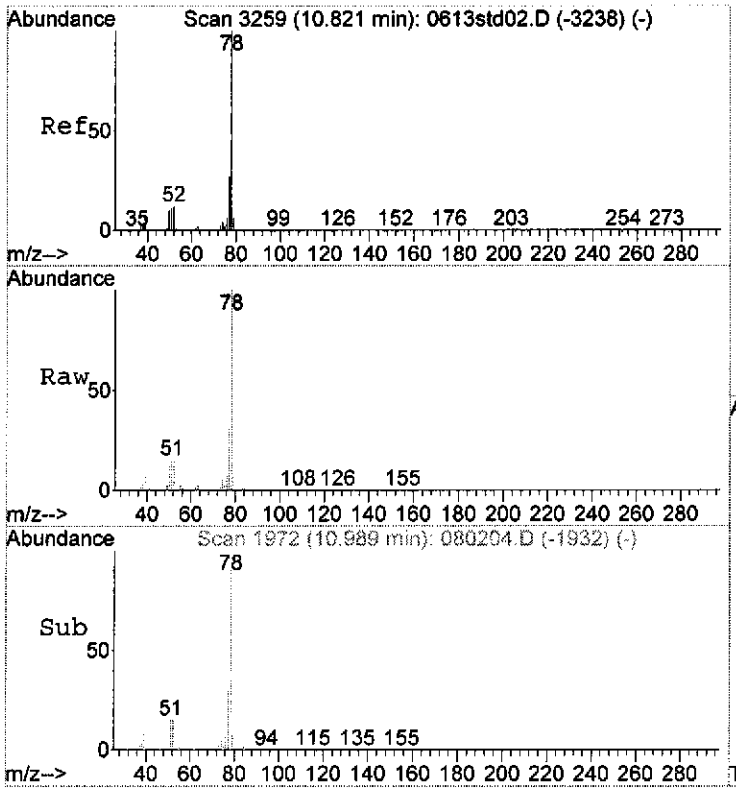

#28
Benzene
Concen: 12.97 ppbV
RT: 10.99 min Scan# 1972
Delta R.T. 0.02 min
Lab File: 080204.D
Acq: 02 Aug 06 14:58

Tgt Ion: 78 Resp: 638157

Ion	Ratio	Lower	Upper
78	100		
78	100.0	80.0	120.0
77	29.8	28.0	42.0

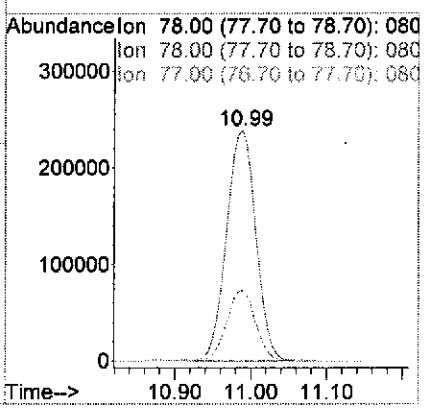

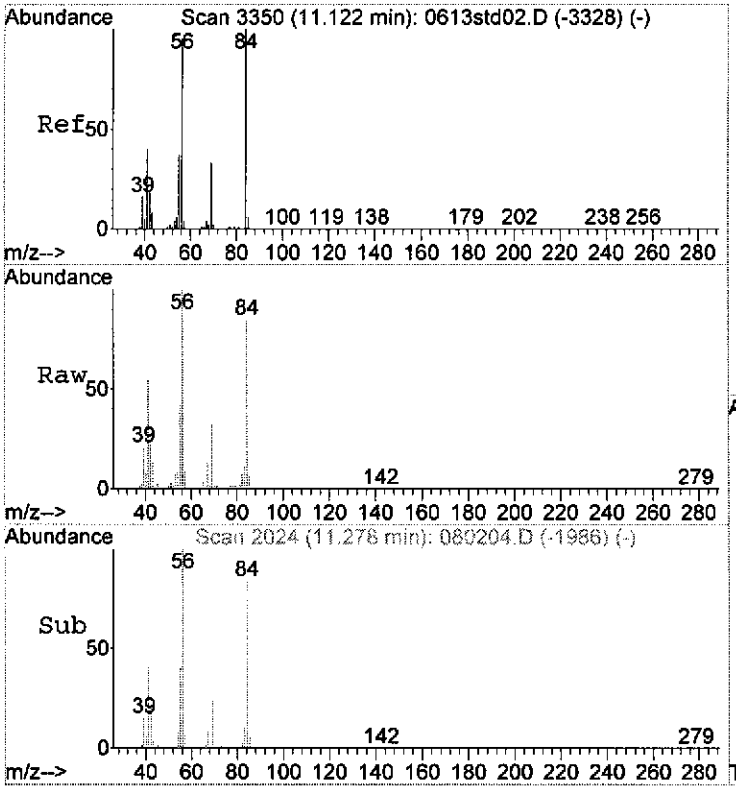

#30
Cyclohexane
Concen: 1.77 ppbV
RT: 11.28 min Scan# 2024
Delta R.T. 0.01 min
Lab File: 080204.D
Acq: 02 Aug 06 14:58

Tgt Ion: 56 Resp: 48711

Ion	Ratio	Lower	Upper
56	100		
56	100.0	80.0	120.0
84	89.7	68.0	102.0

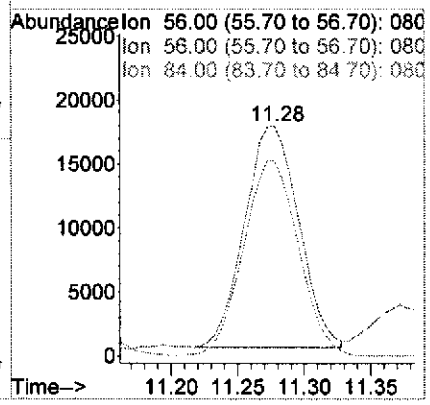

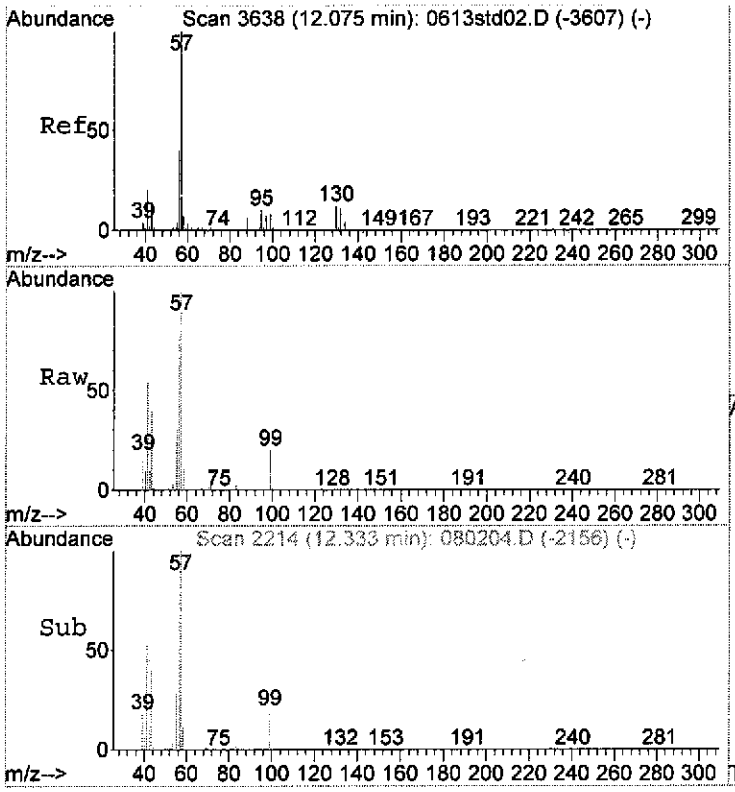

#34
Trimethylpentane,_2,2,4-
Concen: 290.65 ppbV m
RT: 12.33 min Scan# 2214
Delta R.T. 0.12 min
Lab File: 080204.D
Acq: 02 Aug 06 14:58

Tgt Ion: 57 Resp: 8915913

Ion	Ratio	Lower	Upper
57	100		
57	31.6	80.0	120.0#
56	0.0	34.4	51.6#

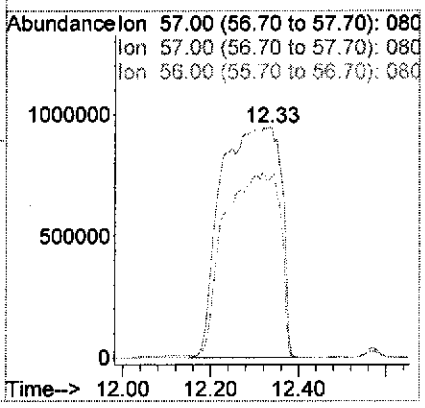

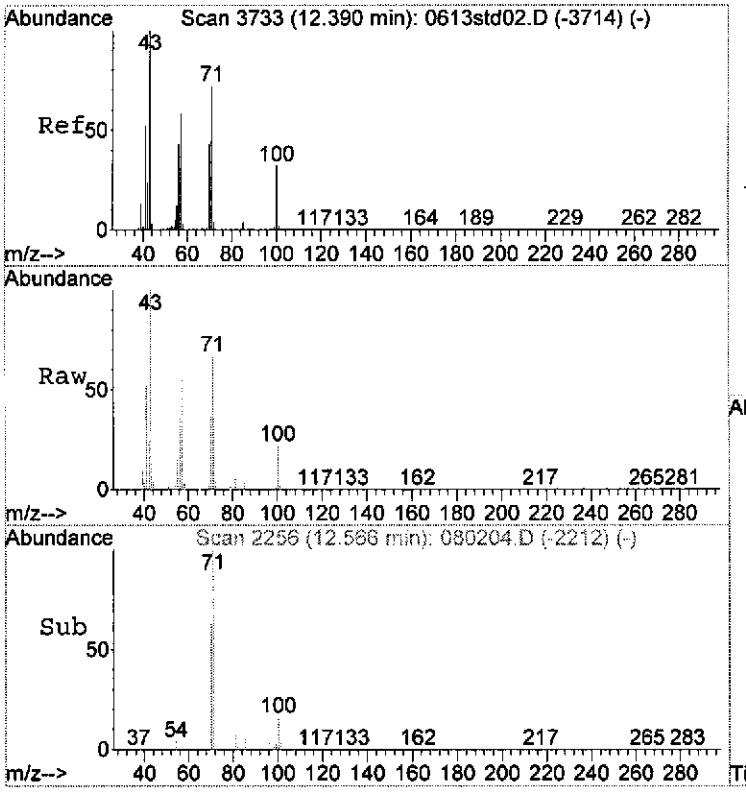

#35
Heptane
Concen: 5.69 ppbV
RT: 12.57 min Scan# 2256
Delta R.T. 0.04 min
Lab File: 080204.D
Acq: 02 Aug 06 14:58

Tgt Ion: 43 Resp: 163921

Ion	Ratio	Lower	Upper
43	100		
43	100.0	80.0	120.0
71	64.7	51.2	76.8

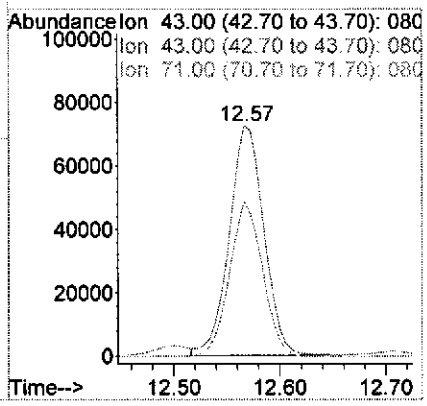

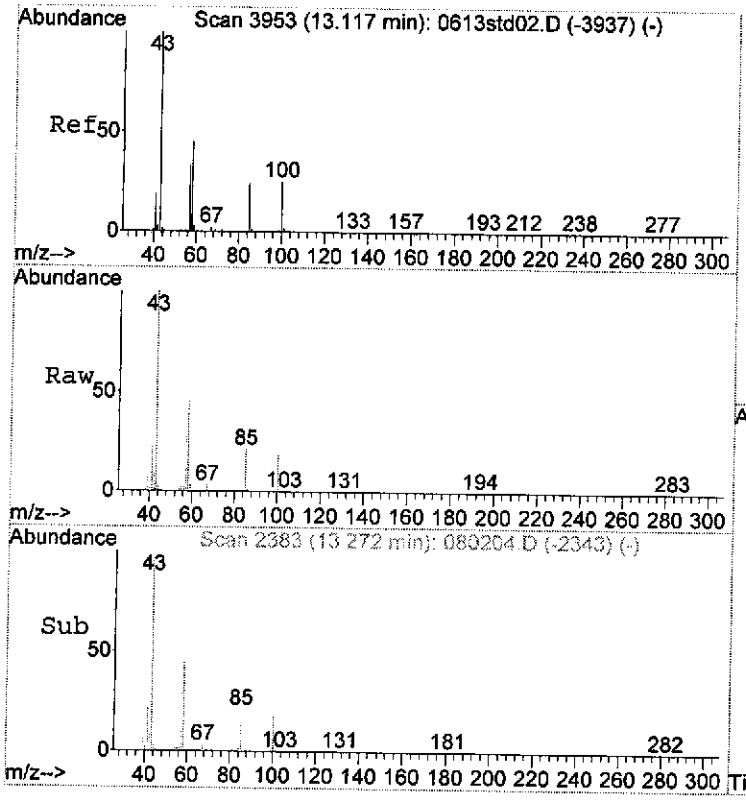

#37
Methyl_isobutyl_ketone
Concen: 11.62 ppbV
RT: 13.27 min Scan# 2383
Delta R.T. 0.02 min
Lab File: 080204.D
Acq: 02 Aug 06 14:58

Tgt Ion: 43 Resp: 366081

Ion	Ratio	Lower	Upper
43	100		
43	100.0	80.0	120.0
58	44.6	36.8	55.2

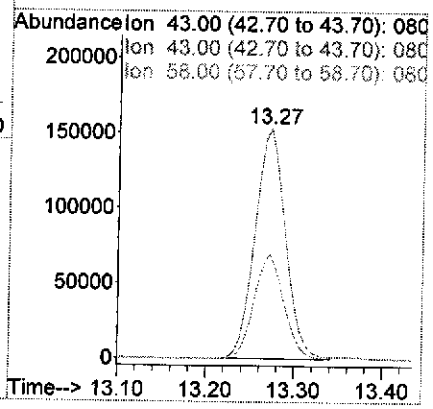

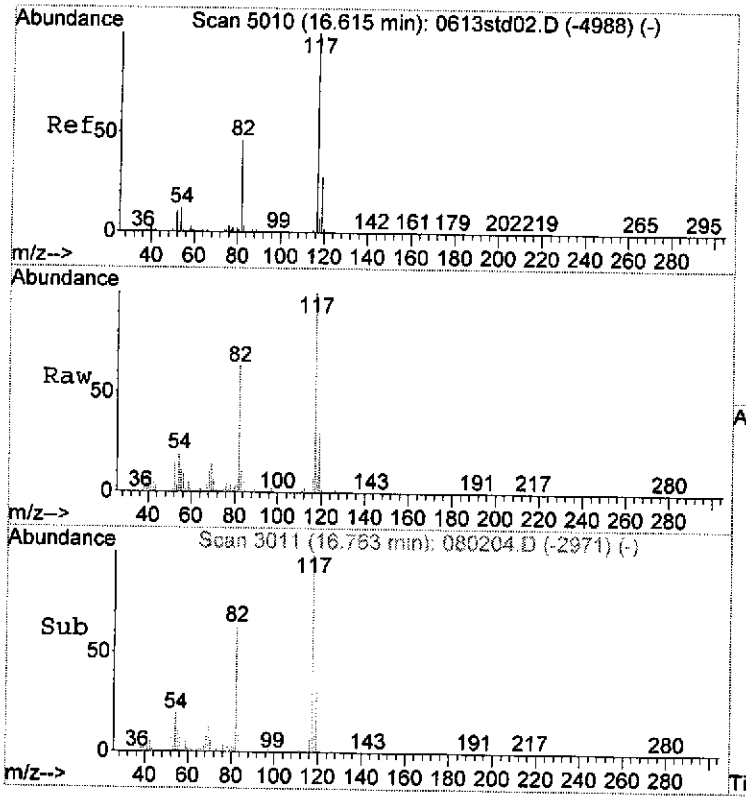

#40
Chlorobenzene,_d-5__(IS)
Concen: 10.00 ppbV
RT: 16.76 min Scan# 3011
Delta R.T. 0.02 min
Lab File: 080204.D
Acq: 02 Aug 06 14:58

Tgt Ion:117 Resp: 118065

Ion	Ratio	Lower	Upper
117	100		
117	100.0	80.0	120.0
82	64.2	49.6	74.4

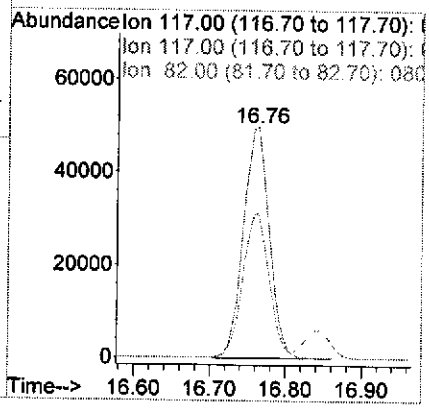

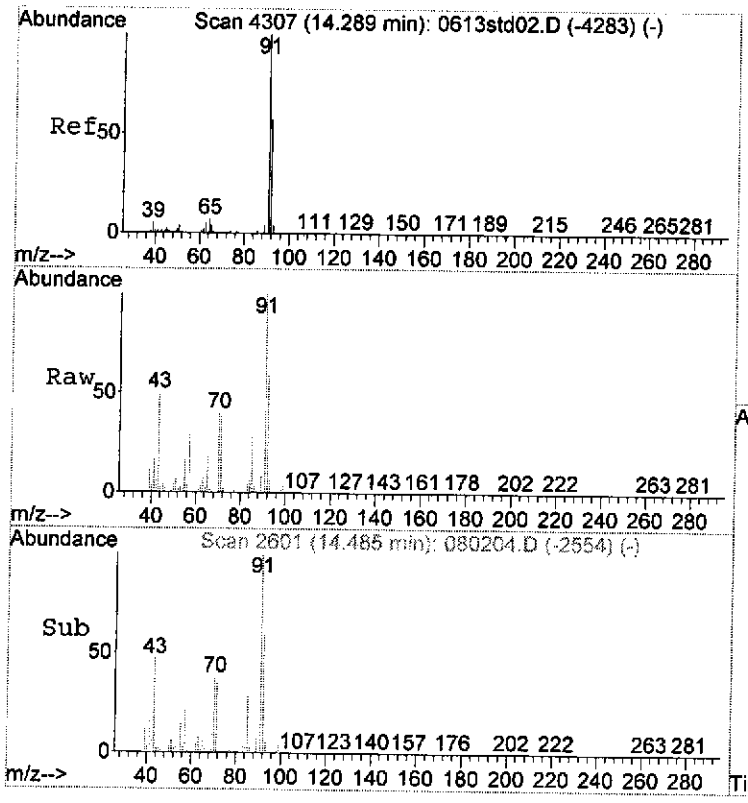

#41
Toluene
Concen: 73.67 ppbV
RT: 14.49 min Scan# 2601
Delta R.T. 0.06 min
Lab File: 080204.D
Acq: 02 Aug 06 14:58

Tgt Ion: 91 Resp: 3337177

Ion	Ratio	Lower	Upper
91	100		
91	100.0	80.0	120.0
92	64.2	51.2	76.8

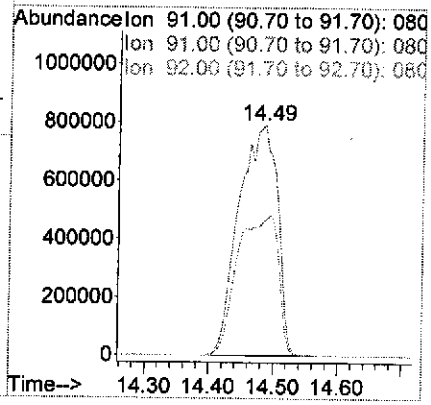

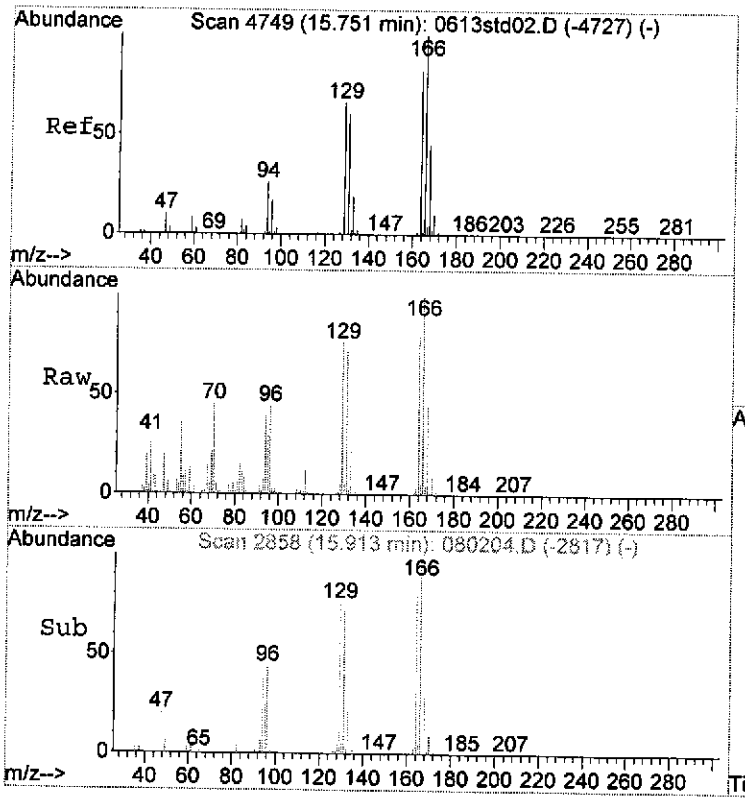

#44
Tetrachloroethylene
Concen: 0.47 ppbV
RT: 15.91 min Scan# 2858
Delta R.T. 0.03 min
Lab File: 080204.D
Acq: 02 Aug 06 14:58

Tgt Ion:166 Resp: 7650

Ion	Ratio	Lower	Upper
166	100		
166	100.0	80.0	120.0
164	81.1	72.8	109.2

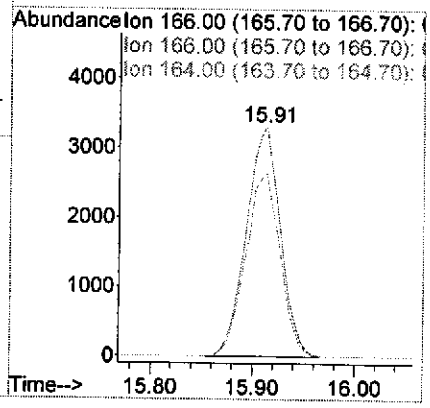

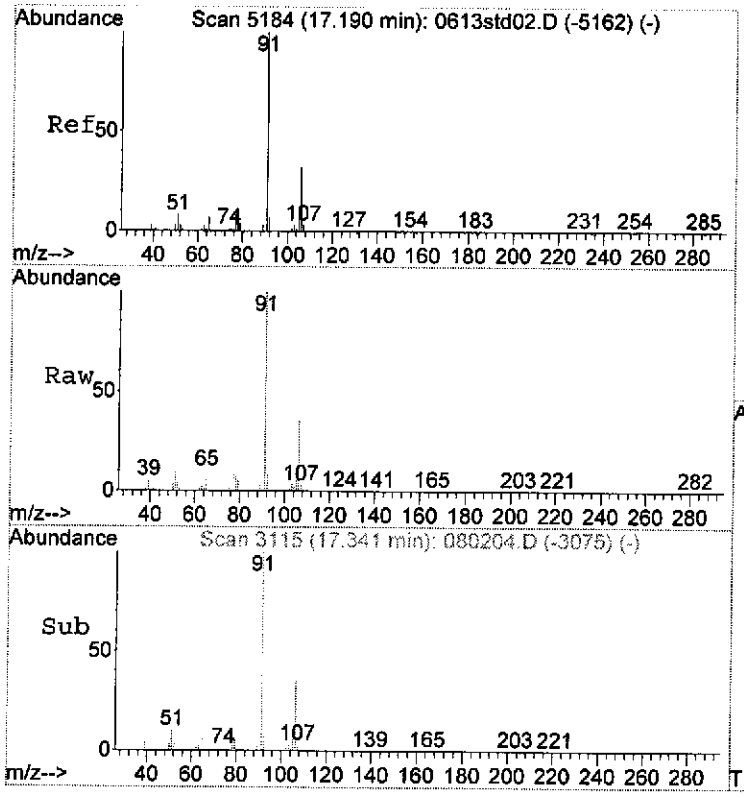

#46
Ethylbenzene
Concen: 17.81 ppbV
RT: 17.34 min Scan# 3115
Delta R.T. 0.02 min
Lab File: 080204.D
Acq: 02 Aug 06 14:58

Tgt Ion: 91 Resp: 930073

Ion	Ratio	Lower	Upper
91	100		
91	100.0	80.0	120.0
106	34.5	30.4	45.6

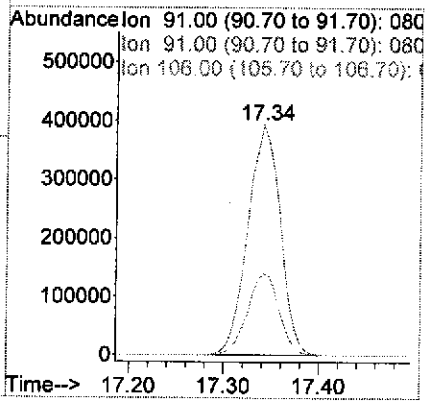

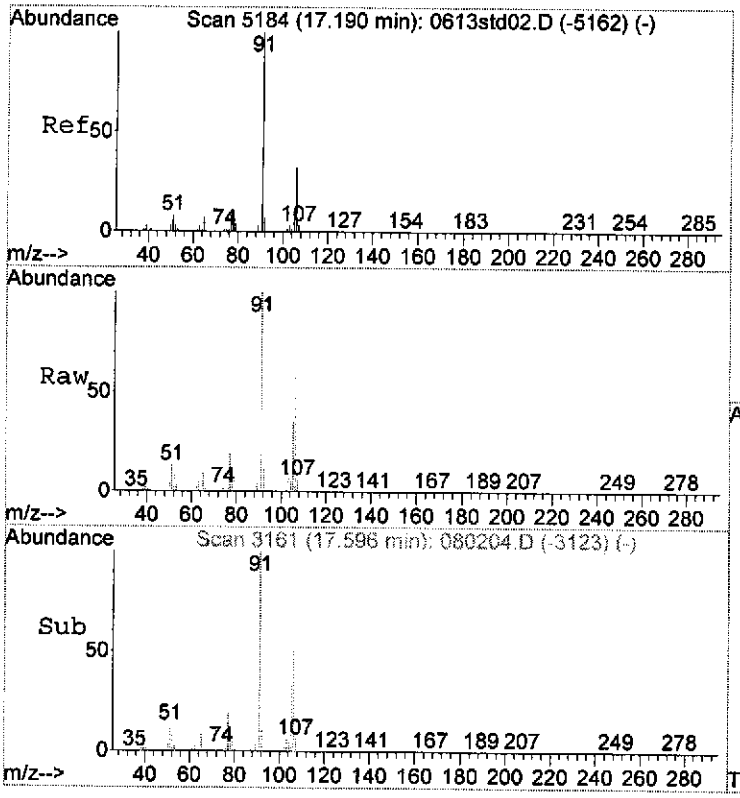

#47
Xylene,_m_&_p-
Concen: 31.71 ppbV
RT: 17.60 min Scan# 3161
Delta R.T. 0.01 min
Lab File: 080204.D
Acq: 02 Aug 06 14:58

Tgt Ion: 91 Resp: 2623834

Ion	Ratio	Lower	Upper
91	100		
91	100.0	80.0	120.0
106	58.8	44.0	66.0

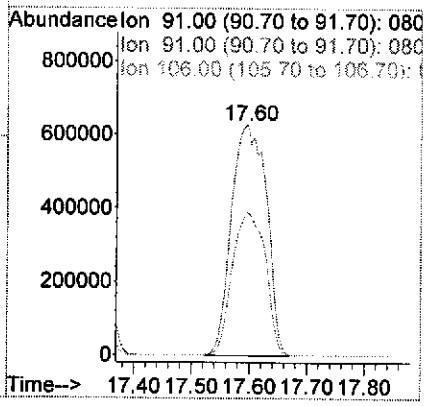

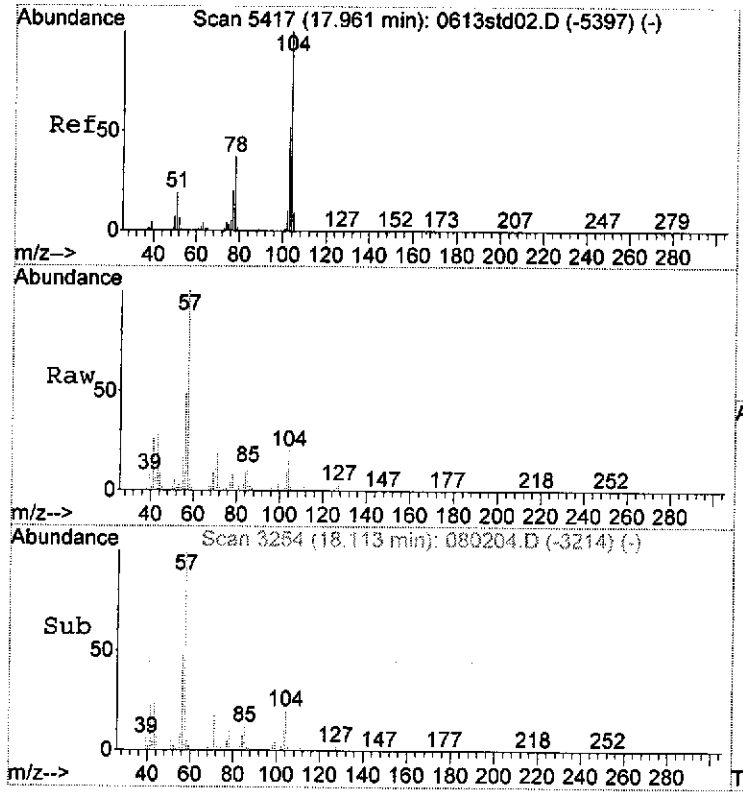

#49
Styrene
Concen: 0.43 ppbV
RT: 18.11 min Scan# 3254
Delta R.T. 0.02 min
Lab File: 080204.D
Acq: 02 Aug 06 14:58

Tgt Ion:104 Resp: 13903

Ion	Ratio	Lower	Upper
104	100		
104	100.0	80.0	120.0
103	51.1	48.0	72.0

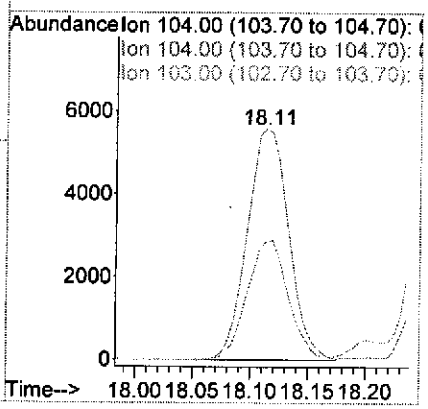

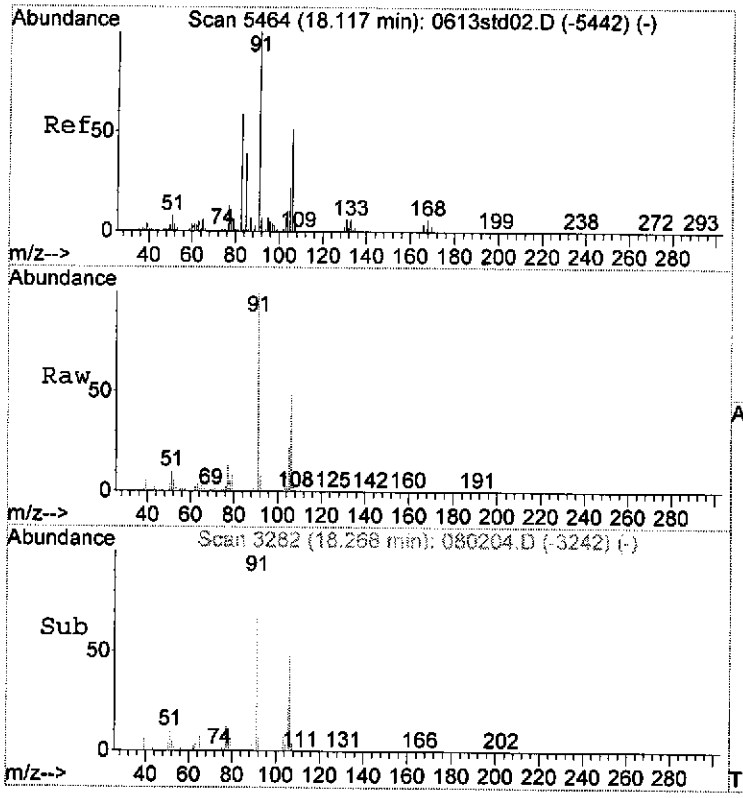

#51
Xylene,_o-
Concen: 15.52 ppbV
RT: 18.27 min Scan# 3282
Delta R.T. 0.02 min
Lab File: 080204.D
Acq: 02 Aug 06 14:58

Tgt Ion: 91 Resp: 668664

Ion	Ratio	Lower	Upper
91	100		
91	100.0	80.0	120.0
106	49.0	40.0	60.0

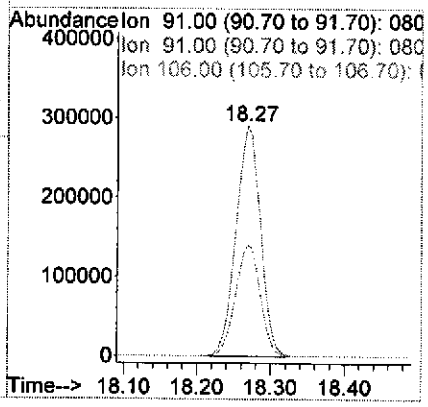

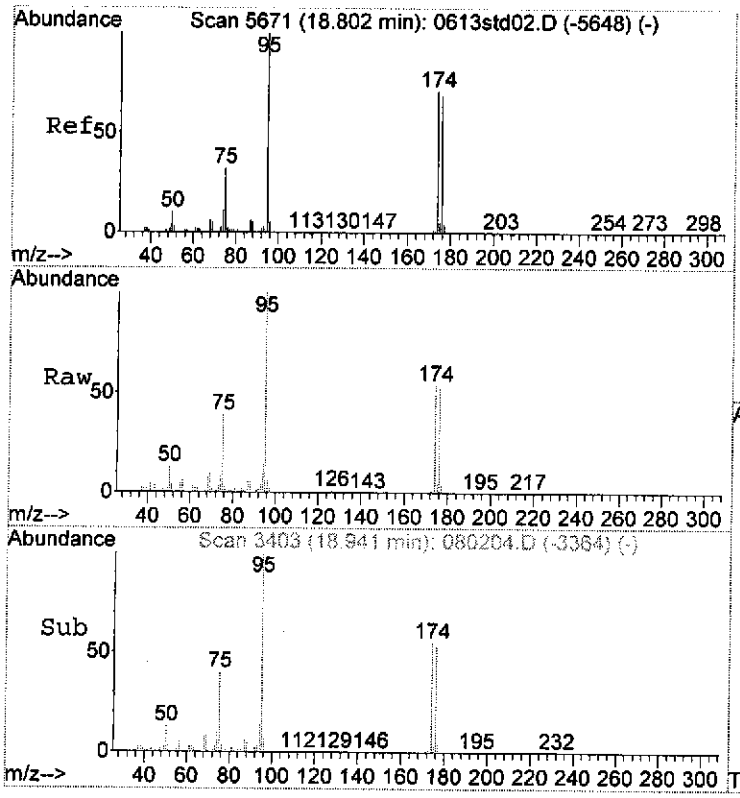

#52
Bromofluorobenzene_(tune_std)
Concen: 15.52 ppbV
RT: 18.94 min Scan# 3403
Delta R.T. 0.02 min
Lab File: 080204.D
Acq: 02 Aug 06 14:58

Tgt Ion: 95 Resp: 77727

Ion	Ratio	Lower	Upper
95	100		
95	100.0	80.0	120.0
174	54.5	47.2	70.8

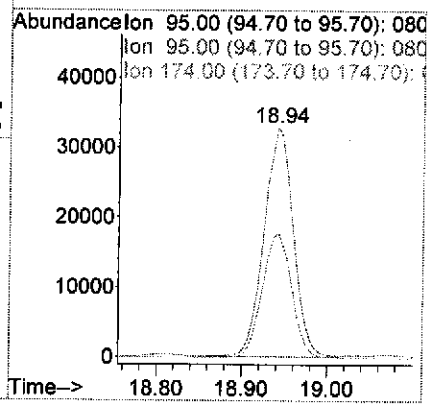

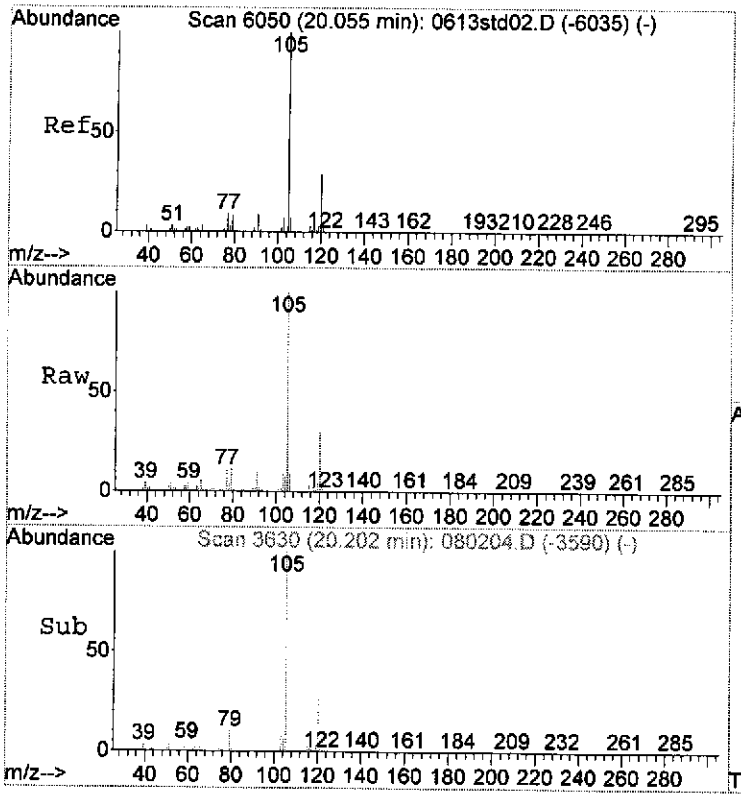

#54
Ethyltoluene,_4-
Concen: 6.84 ppbV
RT: 20.20 min Scan# 3630
Delta R.T. 0.02 min
Lab File: 080204.D
Acq: 02 Aug 06 14:58

Tgt Ion:105 Resp: 355833

Ion	Ratio	Lower	Upper
105	100		
105	100.0	80.0	120.0
120	31.6	28.0	42.0

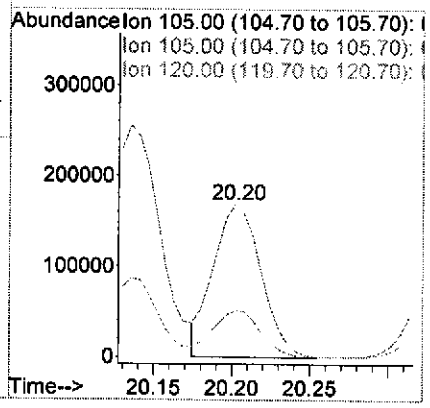

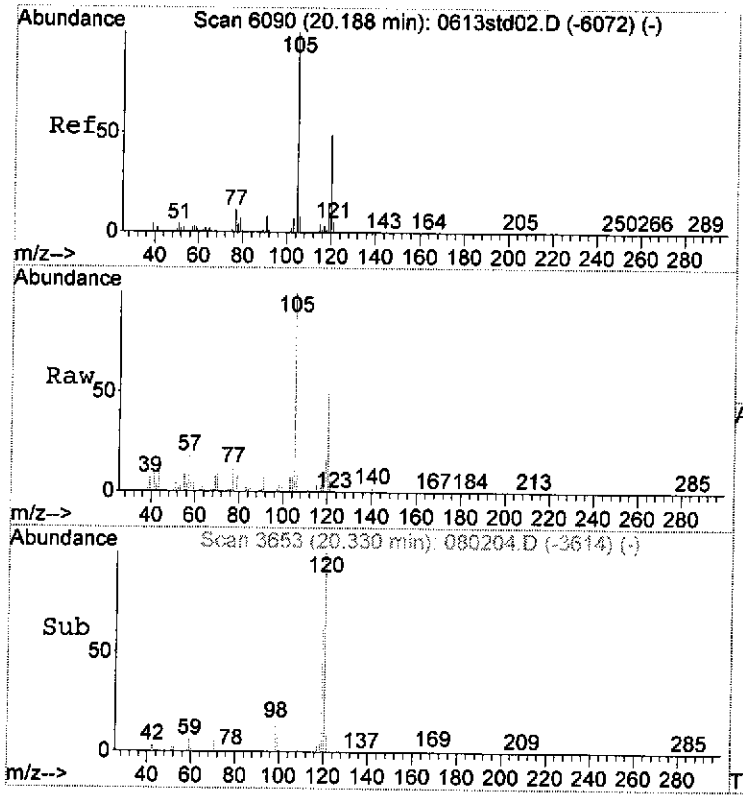

#55
Trimethylbenzene,_1,3,5-
Concen: 4.29 ppbV
RT: 20.33 min Scan# 3653
Delta R.T. 0.02 min
Lab File: 080204.D
Acq: 02 Aug 06 14:58

Tgt Ion:105 Resp: 194100

Ion	Ratio	Lower	Upper
105	100		
105	100.0	80.0	120.0
120	50.2	46.4	69.6

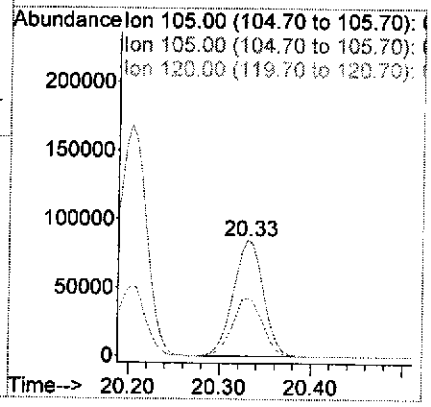

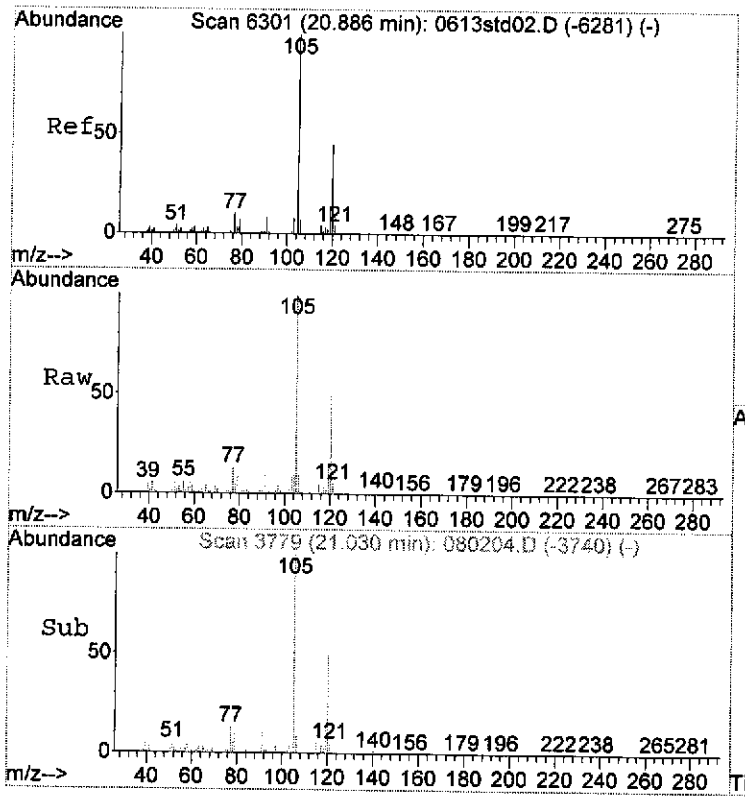

#56
Trimethylbenzene,_1,2,4-
Concen: 16.46 ppbV
RT: 21.03 min Scan# 3779
Delta R.T. 0.02 min
Lab File: 080204.D
Acq: 02 Aug 06 14:58

Tgt Ion:105 Resp: 716904

Ion	Ratio	Lower	Upper
105	100		
105	100.0	80.0	120.0
120	49.2	41.6	62.4

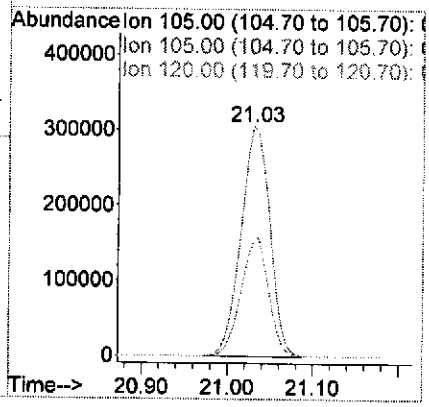

Quantitation Report (QT Reviewed)

Data Path : C:\MSDChem\1\DATA\Aug06\
Data File : 080203.D
Acq On : 02 Aug 06 14:22
Operator : .
Sample : 60419-05 x 25 dil.
Misc : .
ALS Vial : 1 Sample Multiplier: 1

Quant Time: Aug 02 15:04:33 2006
Quant Method : C:\MSDCHEM\1\METHODS\PAL0726.M
Quant Title : TO-15
QLast Update : Tue Aug 01 10:35:23 2006
Response via : Initial Calibration

Internal Standards	R.T.	QIon	Response	Conc	Units	Dev(Min)
1) Bromochloromethane_(IS)	9.18	130	38901	10.00	ppbV	0.00
25) Difluorobenzene,_1,4-_(IS)	11.36	114	198681	10.00	ppbV	0.00
40) Chlorobenzene,_d-5__(IS)	16.75	117	160641	10.00	ppbV	0.01
System Monitoring Compounds						
52) Bromofluorobenzene_(tune_s	18.94	95	106798	10.92	ppbV	0.01
Spiked Amount 10.000	Range	75 - 125	Recovery	=	109.20%	
Target Compounds						Qvalue
10) Acetone	5.79	43	222897	13.67	ppbV #	94
13) Butyl_Alcohol,_tert	6.79	59	4097m	0.47	ppbV	
21) Methyl_ethyl_ketone	8.51	43	44029	1.59	ppbV	100
23) Hexane	9.21	57	13042	0.52	ppbV	95
28) Benzene	10.96	78	29117	0.53	ppbV	97
34) Trimethylpentane,_2,2,4-	12.23	57	2190517	64.52	ppbV #	80
37) Methyl_isobutyl_ketone	13.26	43	18767	0.54	ppbV	98
41) Toluene	14.43	91	356486	5.78	ppbV	96
46) Ethylbenzene	17.33	91	52634	0.74	ppbV	97
47) Xylene,_m_&_p-	17.57	91	179508	1.59	ppbV	97
51) Xylene,_o-	18.26	91	37299	0.64	ppbV	99
54) Ethyltoluene,_4-	20.20	105	21856	0.31	ppbV	98
56) Trimethylbenzene,_1,2,4-	21.03	105	41056	0.69	ppbV	97

(#) = qualifier out of range (m) = manual integration (+) = signals summed

Quantitation Report (QT Reviewed)

Data Path : C:\MSDChem\1\DATA\Aug06\
Data File : 080203.D
Acq On : 02 Aug 06 14:22
Operator : .
Sample : 60419-05 x 25 dil.
Misc : .
ALS Vial : 1 Sample Multiplier: 1

Quant Time: Aug 02 15:04:33 2006
Quant Method : C:\MSDCHEM\1\METHODS\PAL0726.M
Quant Title : TO-15
QLast Update : Tue Aug 01 10:35:23 2006
Response via : Initial Calibration

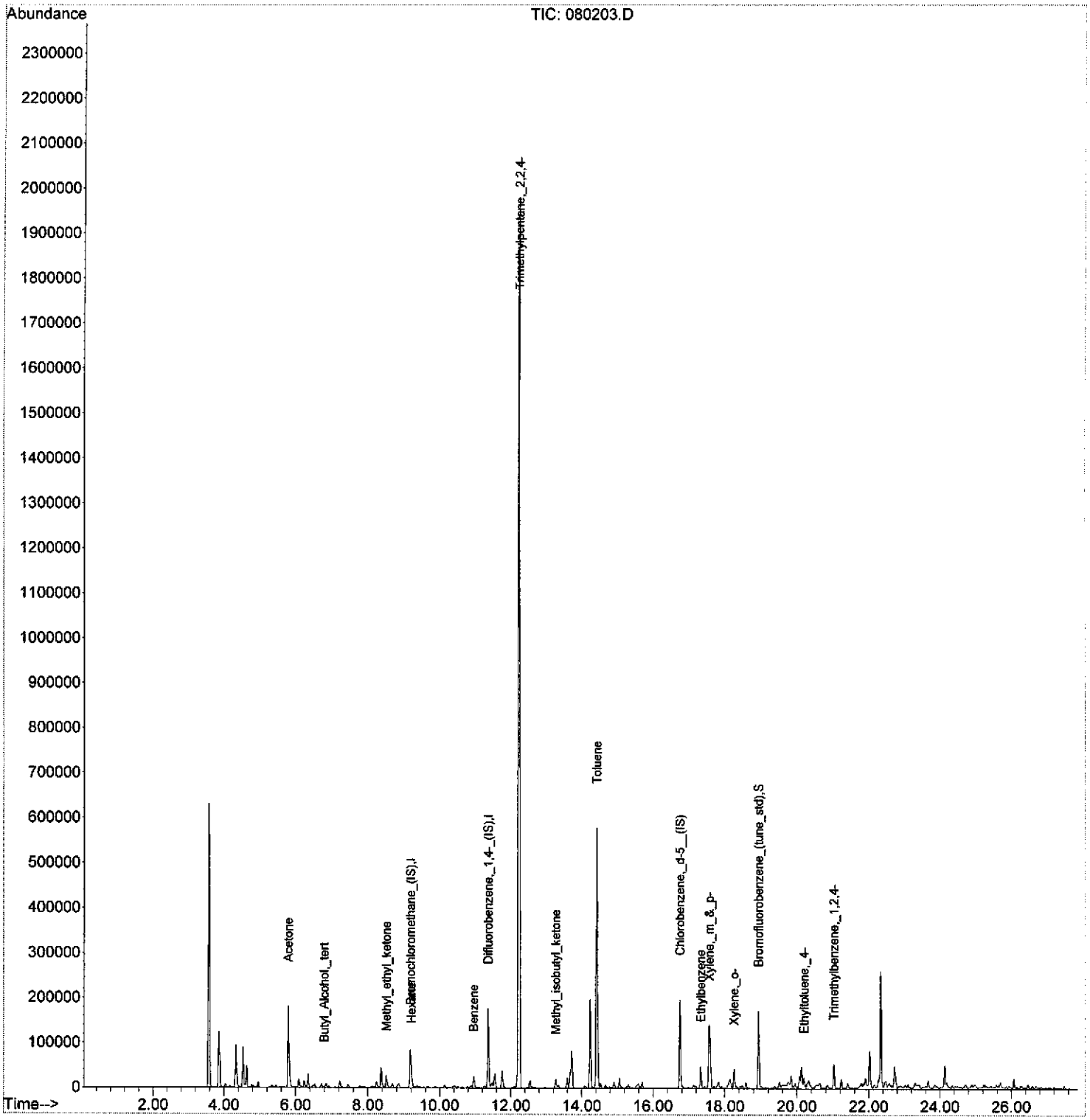

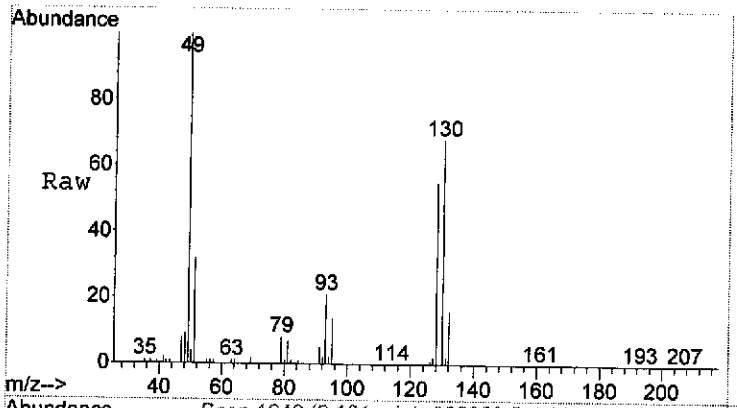

#1
Bromochloromethane_(IS)
Concen: 10.00 ppbV
RT: 9.18 min Scan# 1646
Delta R.T. -0.00 min
Lab File: 080203.D
Acq: 02 Aug 06 14:22

Tgt Ion:130 Resp: 38901

Ion	Ratio	Lower	Upper
130	100		
130	100.0	80.0	120.0
128	78.0	66.4	99.6

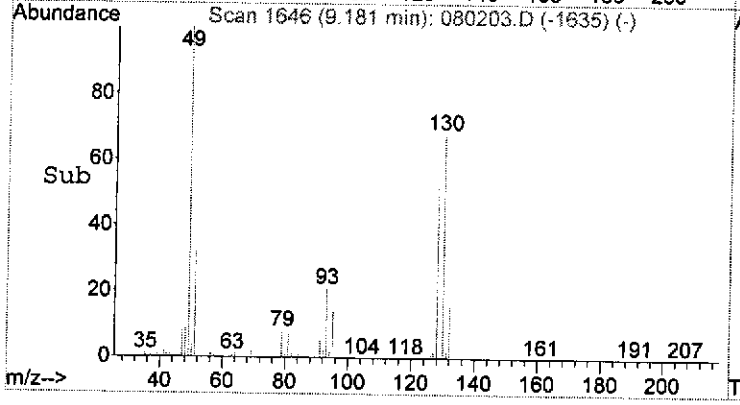

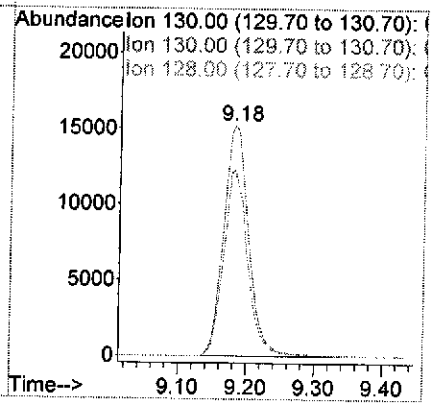



#10
Acetone
Concen: 13.67 ppbV
RT: 5.79 min Scan# 1036
Delta R.T. -0.02 min
Lab File: 080203.D
Acq: 02 Aug 06 14:22

Tgt Ion: 43 Resp: 222897

Ion	Ratio	Lower	Upper
43	100		
43	100.0	80.0	120.0
58	57.7	36.8	55.2#





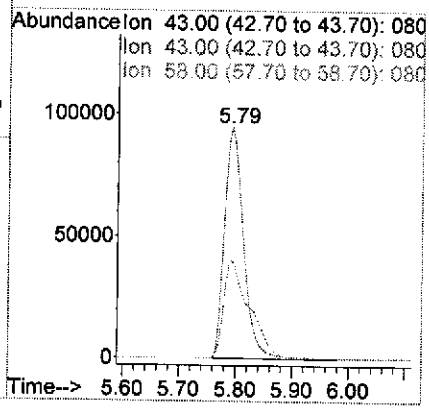

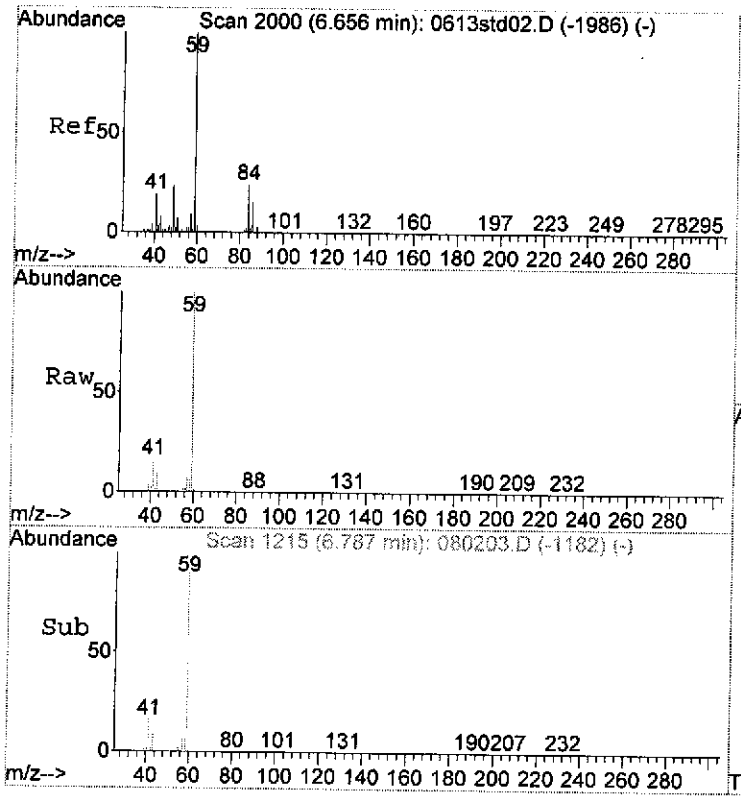

#13
Butyl_Alcohol,_tert
Concen: 0.47 ppbV m
RT: 6.79 min Scan# 1215
Delta R.T. -0.02 min
Lab File: 080203.D
Acq: 02 Aug 06 14:22

Tgt Ion: 59 Resp: 4097

Ion	Ratio	Lower	Upper
59	100		
59	81.5	80.0	120.0

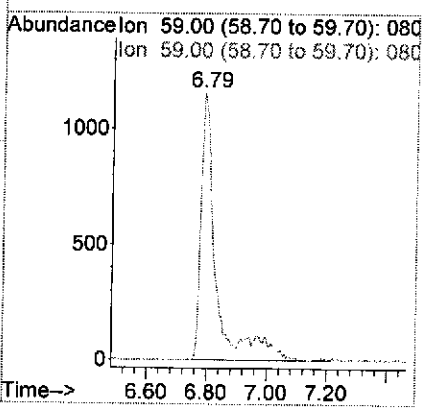

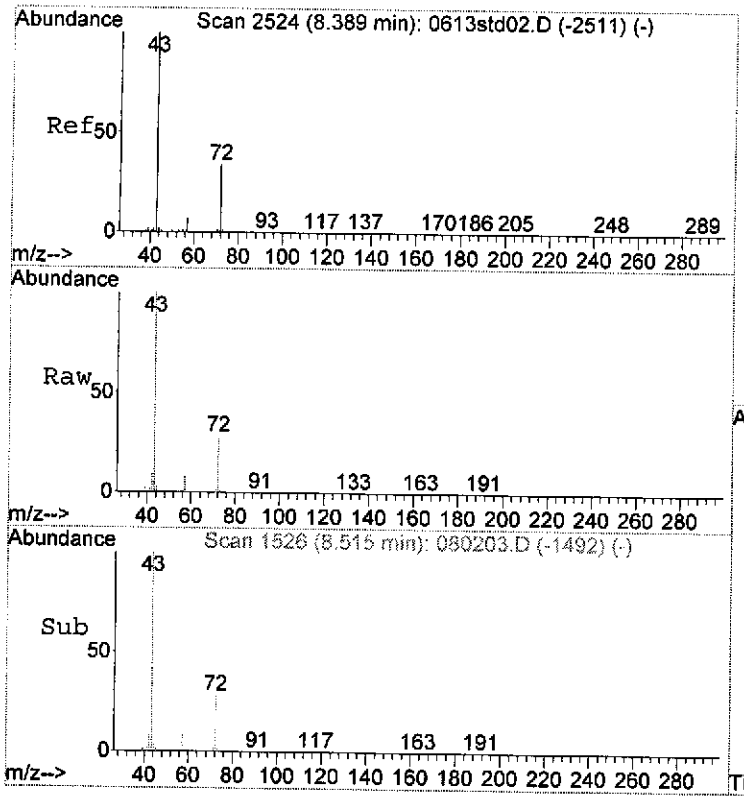

#21
Methyl_ethyl_ketone
Concen: 1.59 ppbV
RT: 8.51 min Scan# 1526
Delta R.T. -0.01 min
Lab File: 080203.D
Acq: 02 Aug 06 14:22

Tgt Ion: 43 Resp: 44029

Ion	Ratio	Lower	Upper
43	100		
43	100.0	80.0	120.0
72	29.0	24.0	36.0

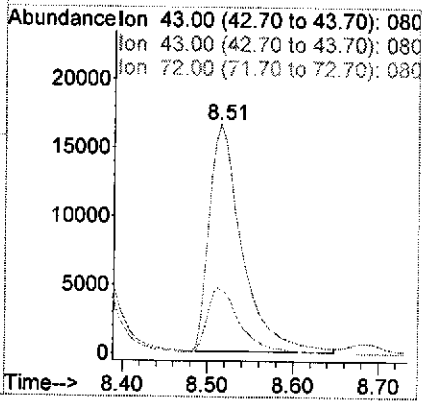

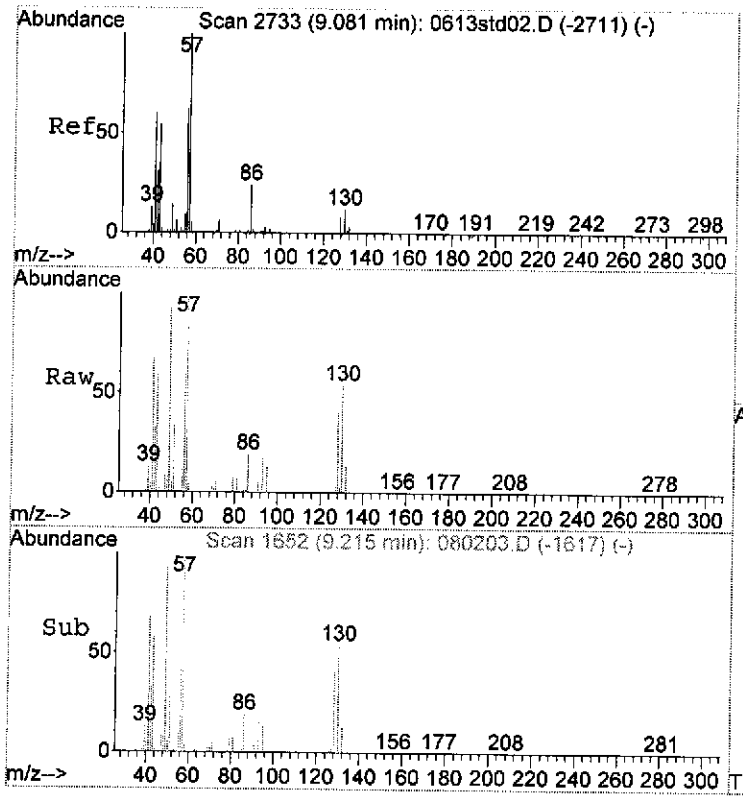

#23
Hexane
Concen: 0.52 ppbV
RT: 9.21 min Scan# 1652
Delta R.T. -0.00 min
Lab File: 080203.D
Acq: 02 Aug 06 14:22

Tgt Ion: 57 Resp: 13042

Ion	Ratio	Lower	Upper
57	100		
57	100.0	80.0	120.0
41	78.5	55.2	82.8

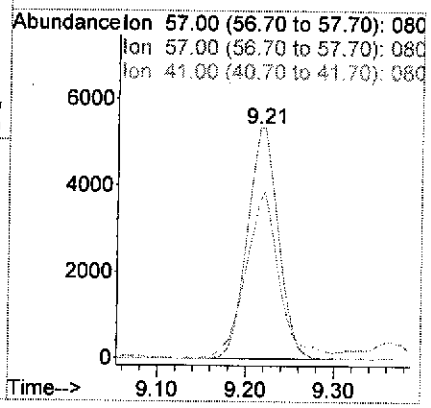

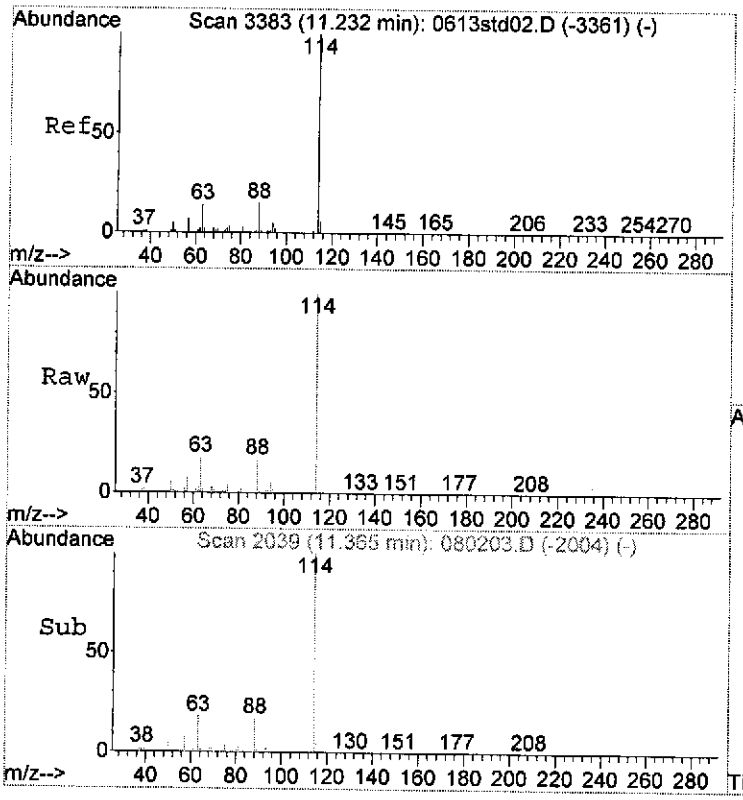

#25
Difluorobenzene,_1,4-_(IS)
Concen: 10.00 ppbV
RT: 11.36 min Scan# 2039
Delta R.T. -0.00 min
Lab File: 080203.D
Acq: 02 Aug 06 14:22

Tgt Ion:114 Resp: 198681

Ion	Ratio	Lower	Upper
114	100		
114	100.0	80.0	120.0
63	18.7	16.0	24.0

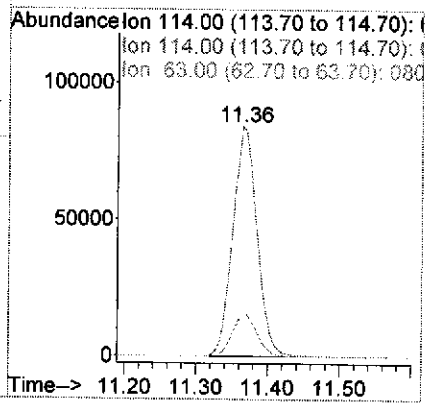



#28
Benzene
Concen: 0.53 ppbV
RT: 10.96 min Scan# 1966
Delta R.T. -0.01 min
Lab File: 080203.D
Acq: 02 Aug 06 14:22

Tgt Ion: 78 Resp: 29117

Ion	Ratio	Lower	Upper
78	100		
78	100.0	80.0	120.0
77	29.1	28.0	42.0

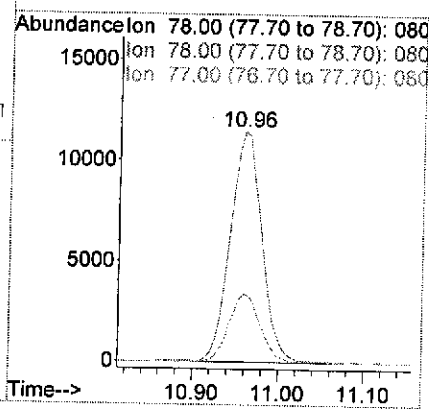

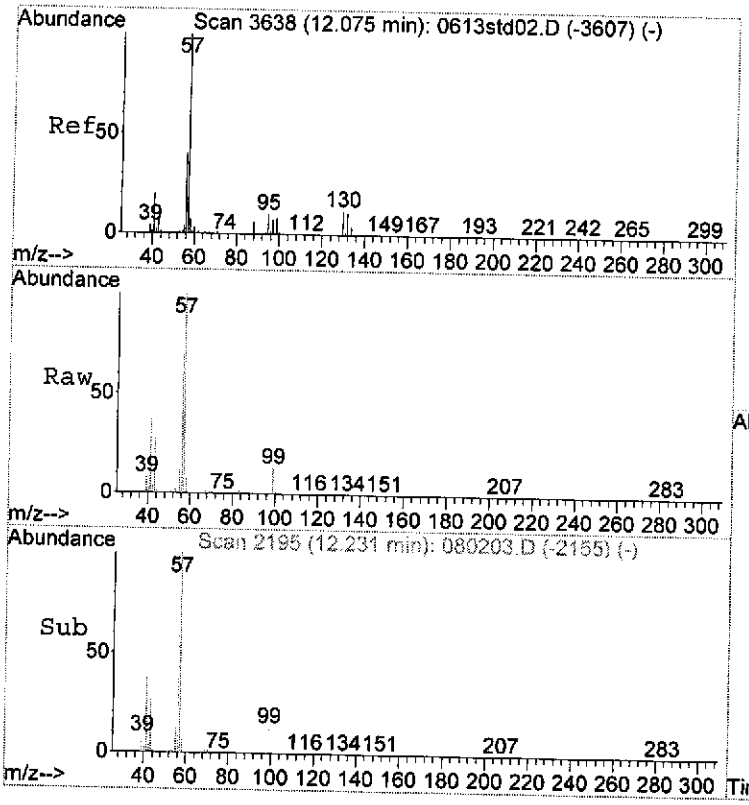

#34
Trimethylpentane,_2,2,4-
Concen: 64.52 ppbV
RT: 12.23 min Scan# 2195
Delta R.T. 0.02 min
Lab File: 080203.D
Acq: 02 Aug 06 14:22

Tgt Ion: 57 Resp: 2190517

Ion	Ratio	Lower	Upper
57	100		
57	100.0	80.0	120.0
56	0.0	34.4	51.6#

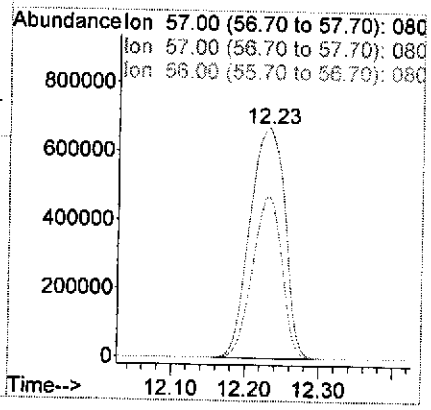

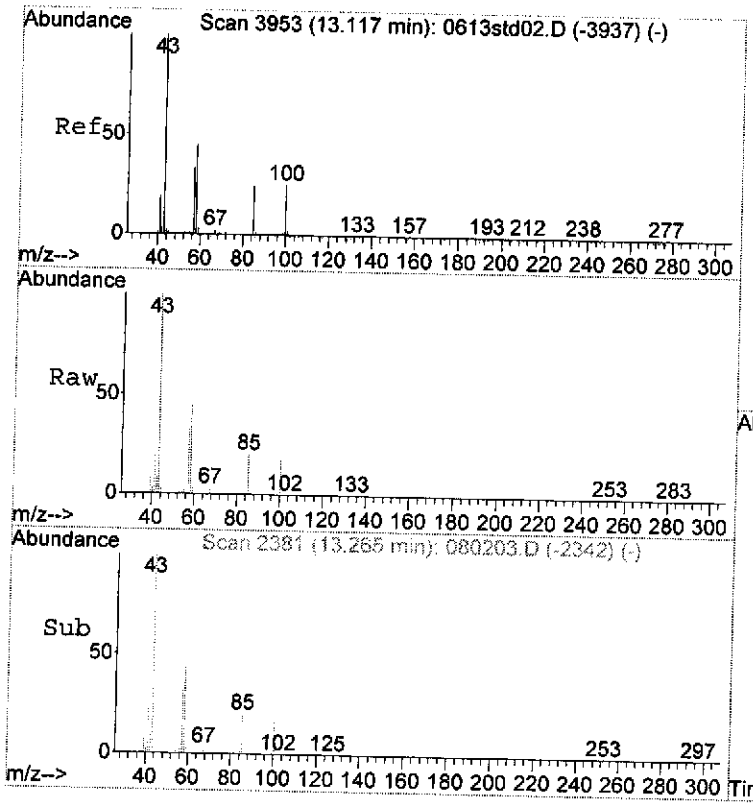

#37
Methyl_isobutyl_ketone
Concen: 0.54 ppbV
RT: 13.26 min Scan# 2381
Delta R.T. 0.02 min
Lab File: 080203.D
Acq: 02 Aug 06 14:22

Tgt Ion: 43 Resp: 18767

Ion	Ratio	Lower	Upper
43	100		
43	100.0	80.0	120.0
58	42.1	36.8	55.2

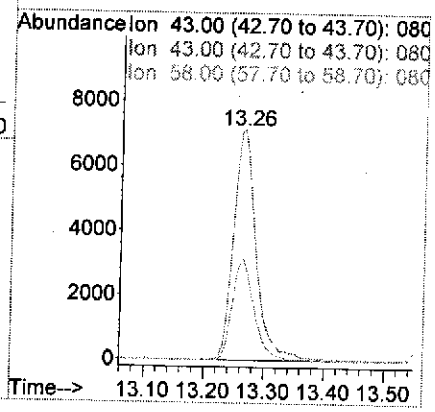

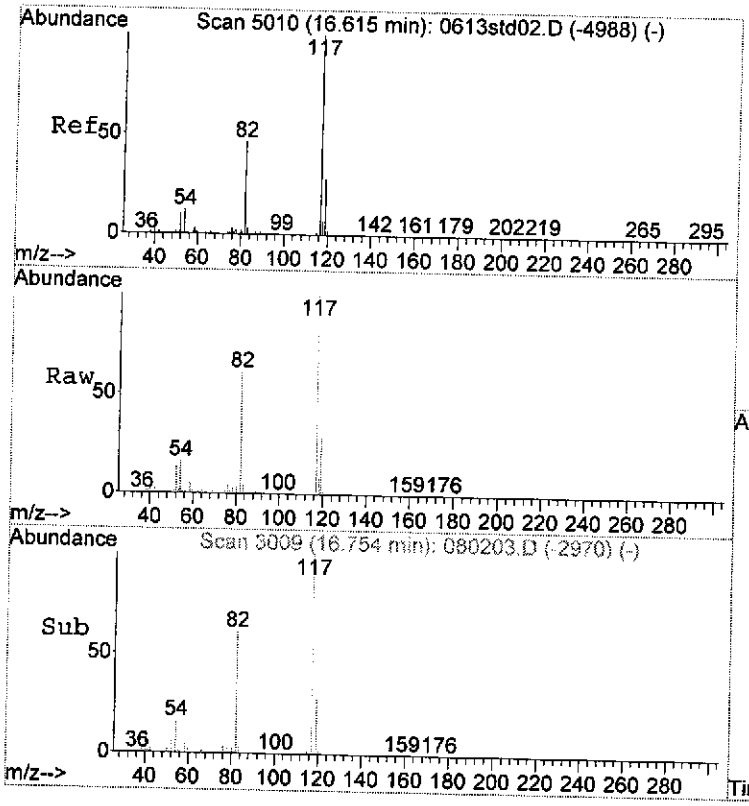

#40
Chlorobenzene, d-5 (IS)
Concen: 10.00 ppbV
RT: 16.75 min Scan# 3009
Delta R.T. 0.01 min
Lab File: 080203.D
Acq: 02 Aug 06 14:22

Tgt Ion:117 Resp: 160641

Ion	Ratio	Lower	Upper
117	100		
117	100.0	80.0	120.0
82	60.2	49.6	74.4

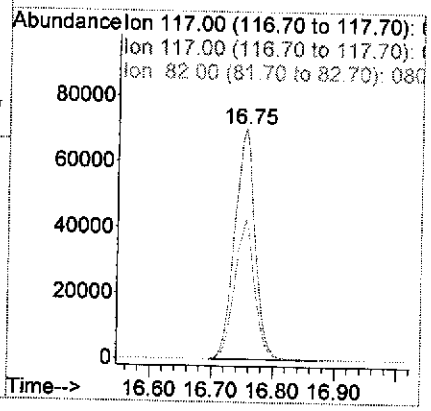

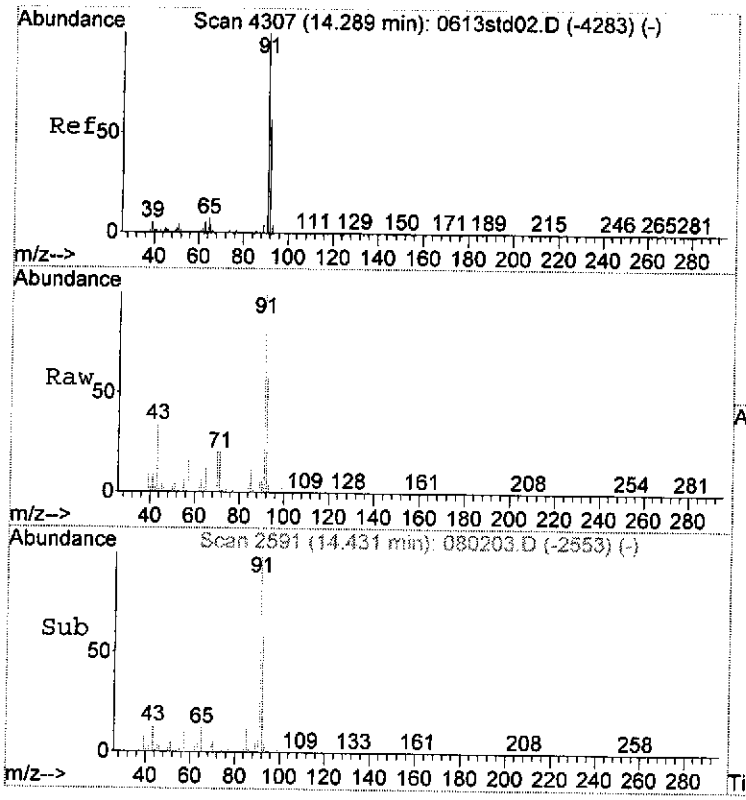

#41
Toluene
Concen: 5.78 ppbV
RT: 14.43 min Scan# 2591
Delta R.T. 0.01 min
Lab File: 080203.D
Acq: 02 Aug 06 14:22

Tgt Ion: 91 Resp: 356486

Ion	Ratio	Lower	Upper
91	100		
91	100.0	80.0	120.0
92	56.5	51.2	76.8

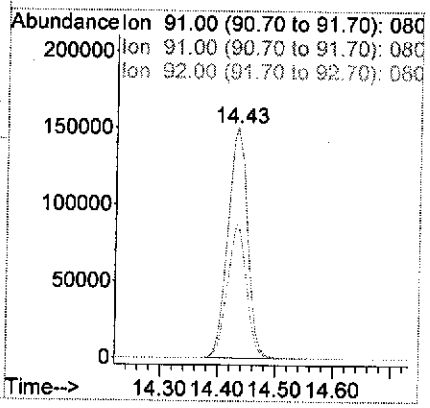

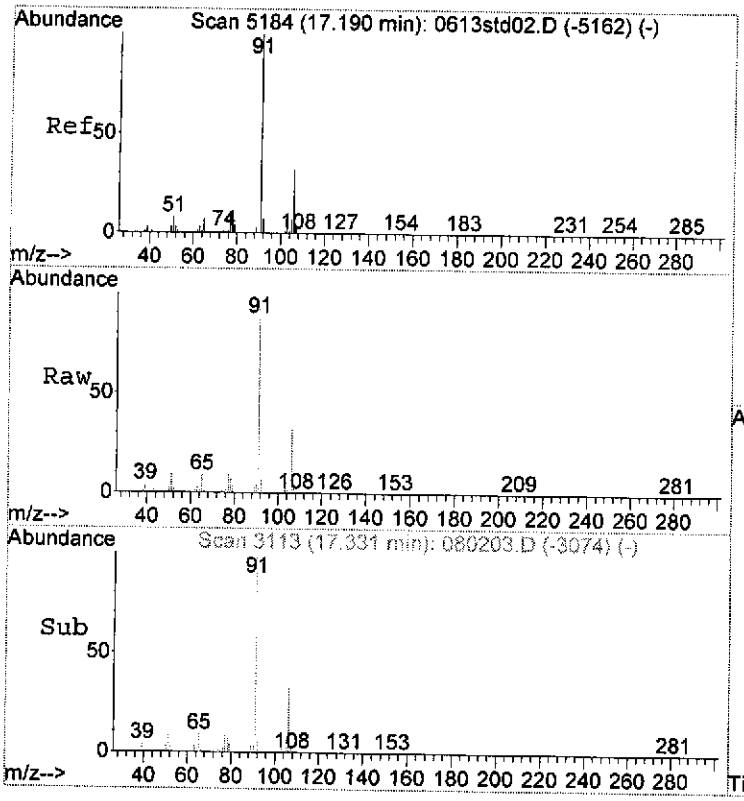

#46
Ethylbenzene
Concen: 0.74 ppbV
RT: 17.33 min Scan# 3113
Delta R.T. 0.02 min
Lab File: 080203.D
Acq: 02 Aug 06 14:22

Tgt Ion: 91 Resp: 52634

Ion	Ratio	Lower	Upper
91	100		
91	100.0	80.0	120.0
106	31.7	30.4	45.6

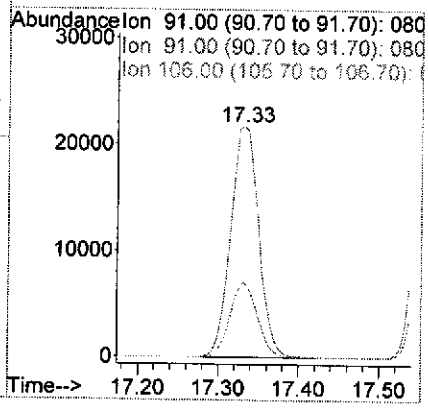

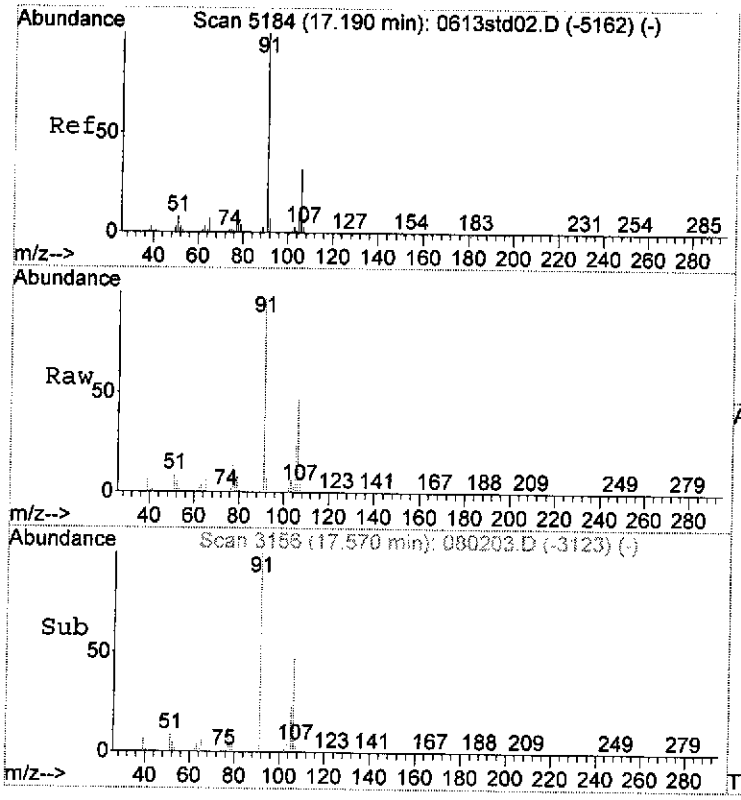

#47
Xylene,_m_&_p-
Concen: 1.59 ppbV
RT: 17.57 min Scan# 3156
Delta R.T. -0.02 min
Lab File: 080203.D
Acq: 02 Aug 06 14:22

Tgt Ion: 91 Resp: 179508

Ion	Ratio	Lower	Upper
91	100		
91	100.0	80.0	120.0
106	49.2	44.0	66.0

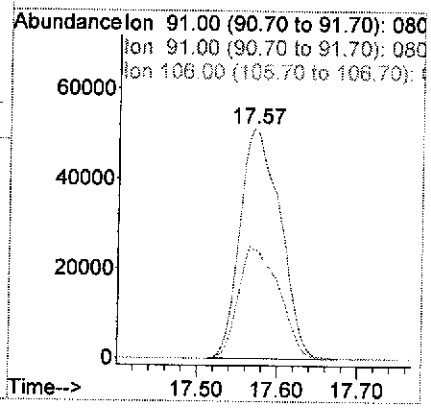

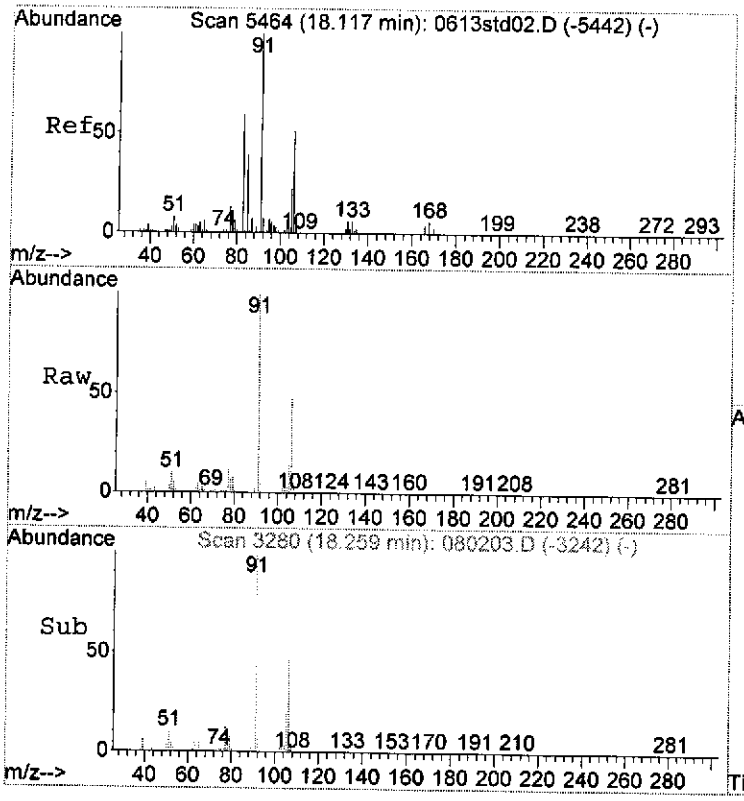

#51
Xylene,_o-
Concen: 0.64 ppbV
RT: 18.26 min Scan# 3280
Delta R.T. 0.01 min
Lab File: 080203.D
Acq: 02 Aug 06 14:22

Tgt Ion: 91 Resp: 37299

Ion	Ratio	Lower	Upper
91	100		
91	100.0	80.0	120.0
106	47.3	40.0	60.0

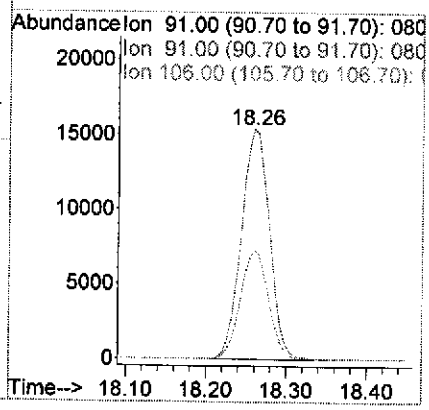

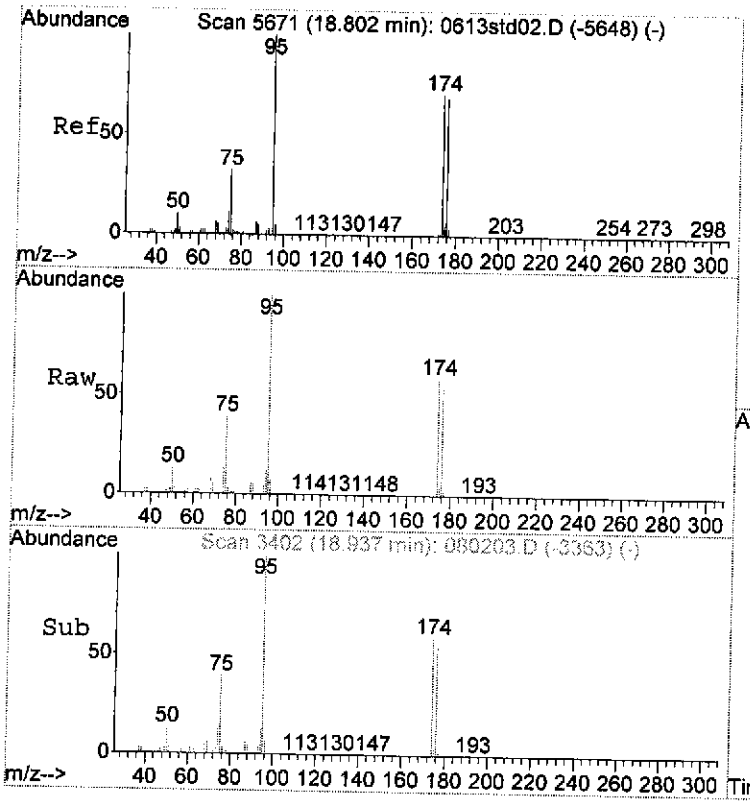

#52
Bromofluorobenzene_(tune_std)
Concen: 0.64 ppbV
RT: 18.94 min Scan# 3402
Delta R.T. 0.01 min
Lab File: 080203.D
Acq: 02 Aug 06 14:22

Tgt Ion: 95 Resp: 106798

Ion	Ratio	Lower	Upper
95	100		
95	100.0	80.0	120.0
174	57.2	47.2	70.8

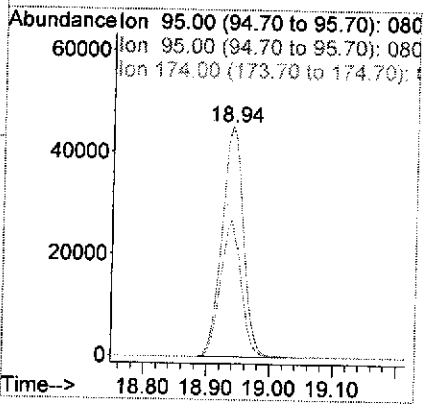

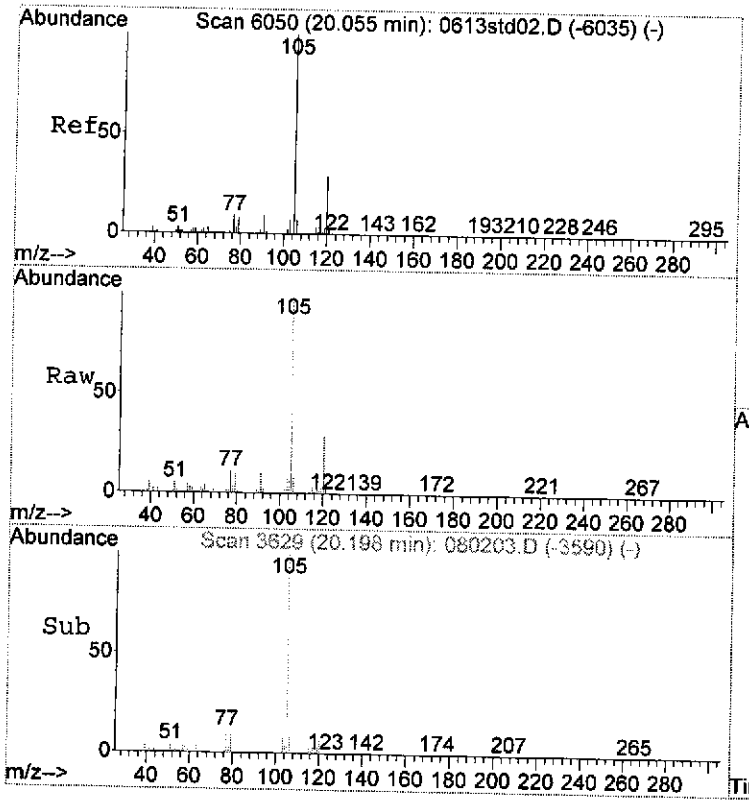

#54
Ethyltoluene,_4-
Concen: 0.31 ppbV
RT: 20.20 min Scan# 3629
Delta R.T. 0.02 min
Lab File: 080203.D
Acq: 02 Aug 06 14:22

Tgt Ion:105 Resp: 21856

Ion	Ratio	Lower	Upper
105	100		
105	100.0	80.0	120.0
120	29.5	28.0	42.0

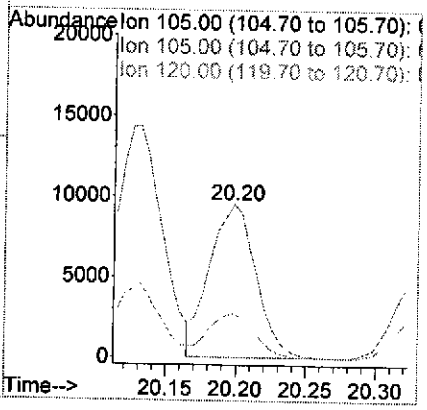

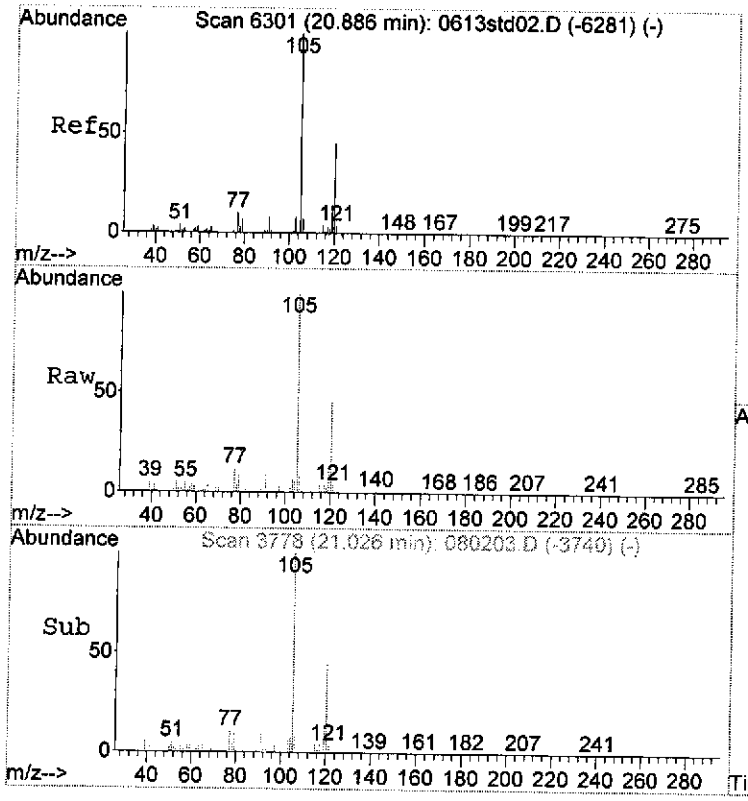

#56
Trimethylbenzene,_1,2,4-
Concen: 0.69 ppbV
RT: 21.03 min Scan# 3778
Delta R.T. 0.01 min
Lab File: 080203.D
Acq: 02 Aug 06 14:22

Tgt Ion:105 Resp: 41056

Ion	Ratio	Lower	Upper
105	100		
105	100.0	80.0	120.0
120	45.6	41.6	62.4

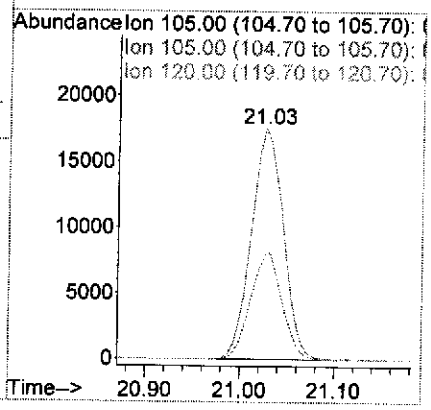

Quantitation Report (QT Reviewed)

Data Path : C:\MSDChem\1\DATA\Aug06\
Data File : 080206.D
Acq On : 02 Aug 06 16:58
Operator : .
Sample : 60419-05 x 100 dil.
Misc : .
ALS Vial : 2 Sample Multiplier: 1

Quant Time: Aug 03 07:48:40 2006
Quant Method : C:\MSDCHEM\1\METHODS\PAL0726.M
Quant Title : TO-15
QLast Update : Wed Aug 02 16:15:53 2006
Response via : Initial Calibration

Internal Standards	R.T.	QIon	Response	Conc	Units	Dev(Min)
1) Bromochloromethane_(IS)	9.17	130	41757	10.00	ppbV	-0.01
25) Difluorobenzene,_1,4-_(IS)	11.35	114	222050	10.00	ppbV	-0.01
40) Chlorobenzene,_d-5__(IS)	16.74	117	195869	10.00	ppbV	0.00

System Monitoring Compounds

52) Bromofluorobenzene_(tune_s	18.93	95	128956	10.81	ppbV	0.01

Spiked Amount 10.000 Range 75 - 125 Recovery = 108.10%

Target Compounds

						Qvalue
10) Acetone	5.79	43	196070	11.20	ppbV	99
23) Hexane	9.22	57	15517	0.57	ppbV	99
30) Cyclohexane	11.25	56	144631	4.25	ppbV	100
34) Trimethylpentane,_2,2,4-	12.21	57	221328	5.83	ppbV	100
41) Toluene	14.43	91	26209	0.35	ppbV	97

(#) = qualifier out of range (m) = manual integration (+) = signals summed

Quantitation Report (QT Reviewed)

Data Path : C:\MSDChem\1\DATA\Aug06\
Data File : 080206.D
Acq On : 02 Aug 06 16:58
Operator : .
Sample : 60419-05 x 100 dil.
Misc : .
ALS Vial : 2 Sample Multiplier: 1

Quant Time: Aug 03 07:48:40 2006
Quant Method : C:\MSDCHEM\1\METHODS\PAL0726.M
Quant Title : TO-15
QLast Update : Wed Aug 02 16:15:53 2006
Response via : Initial Calibration

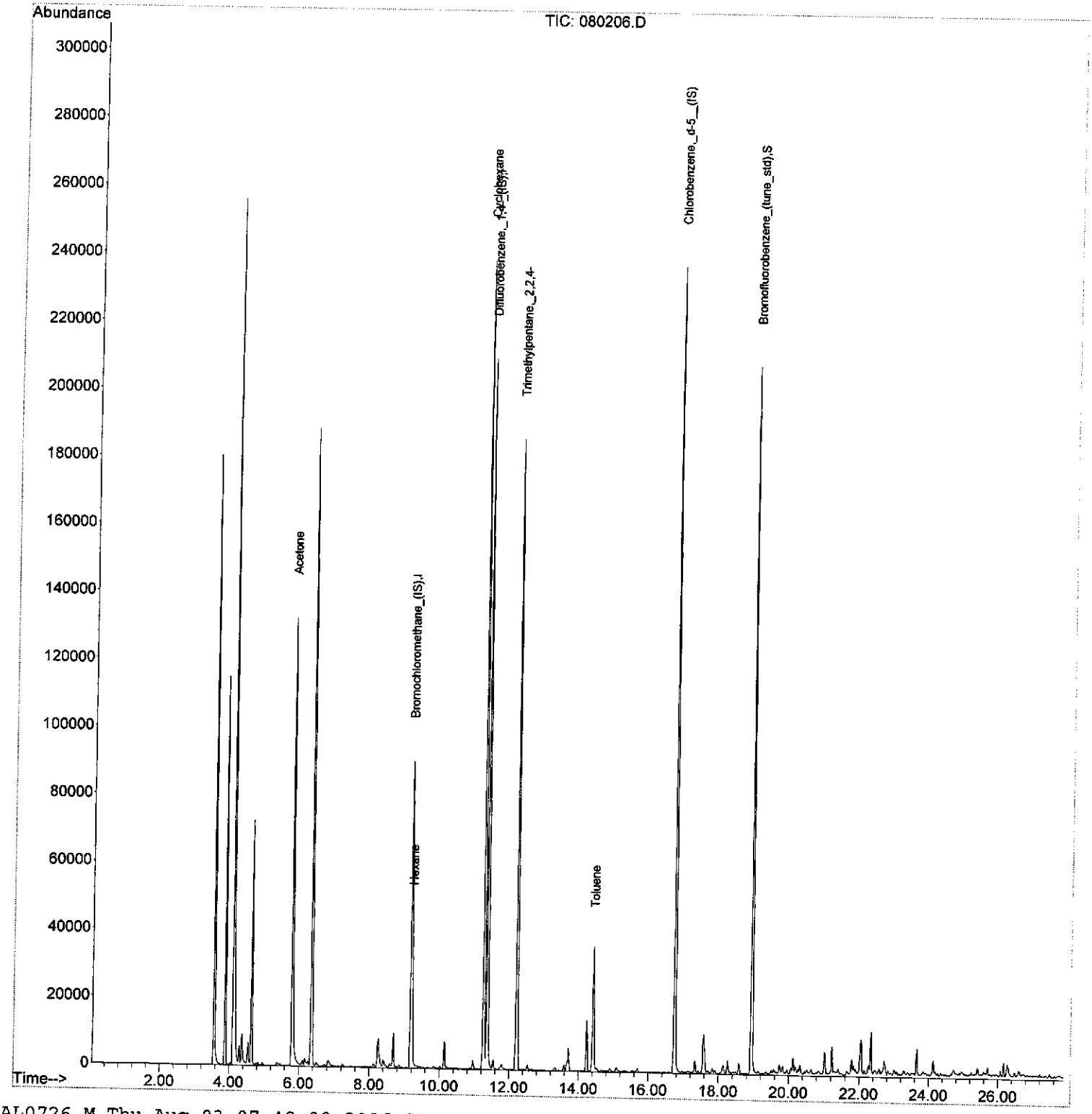

PAL0726.M Thu Aug 03 07:49:08 2006 S1

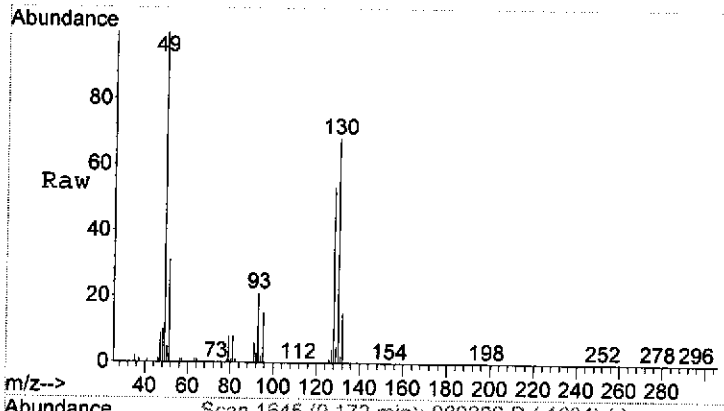

#1
Bromochloromethane_(IS)
Concen: 10.00 ppbV
RT: 9.17 min Scan# 1645
Delta R.T. -0.01 min
Lab File: 080206.D
Acq: 02 Aug 06 16:58

Tgt Ion:130 Resp: 41757

Ion	Ratio	Lower	Upper
130	100		
130	100.0	80.0	120.0
128	78.9	66.4	99.6

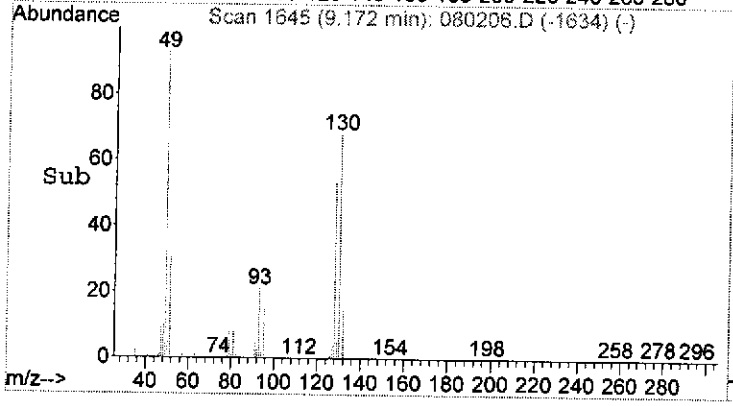

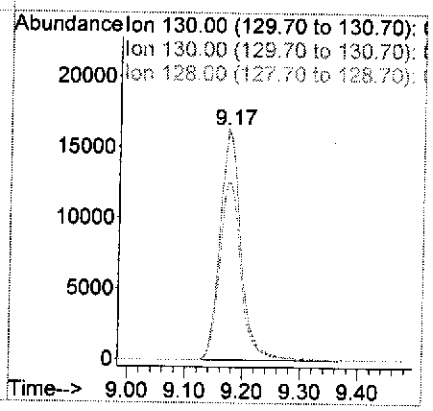

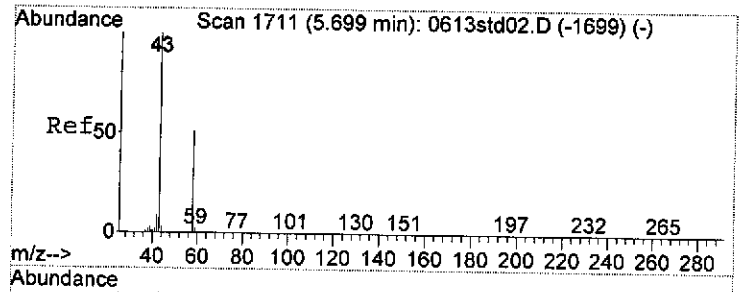

#10
Acetone
Concen: 11.20 ppbV
RT: 5.79 min Scan# 1036
Delta R.T. -0.02 min
Lab File: 080206.D
Acq: 02 Aug 06 16:58

Tgt Ion: 43 Resp: 196070

Ion	Ratio	Lower	Upper
43	100		
43	100.0	80.0	120.0
58	43.3	36.8	55.2





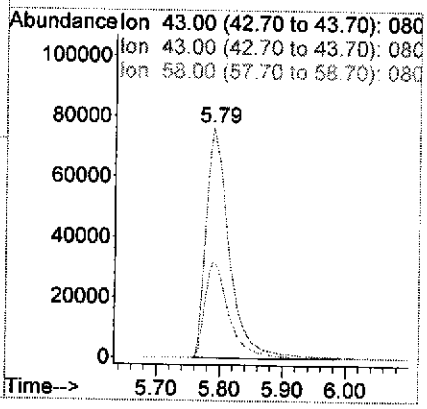

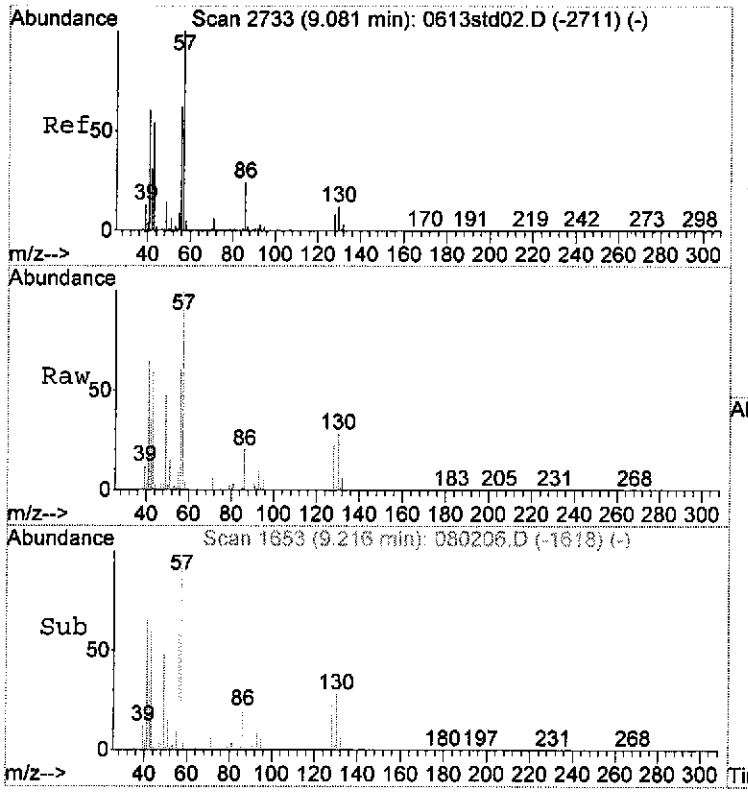

#23
Hexane
Concen: 0.57 ppbV
RT: 9.22 min Scan# 1653
Delta R.T. -0.00 min
Lab File: 080206.D
Acq: 02 Aug 06 16:58

Tgt Ion: 57 Resp: 15517

Ion	Ratio	Lower	Upper
57	100		
57	100.0	80.0	120.0
41	66.4	55.2	82.8

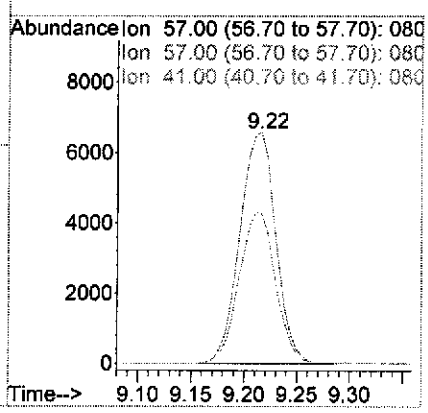

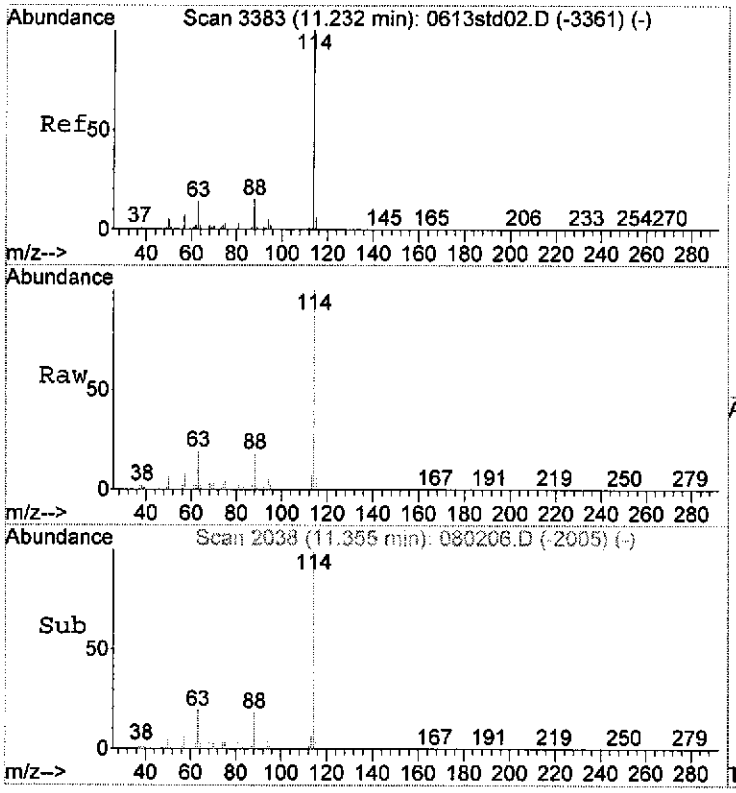

#25
Difluorobenzene,_1,4-_(IS)
Concen: 10.00 ppbV
RT: 11.35 min Scan# 2038
Delta R.T. -0.01 min
Lab File: 080206.D
Acq: 02 Aug 06 16:58

Tgt Ion:114 Resp: 222050

Ion	Ratio	Lower	Upper
114	100		
114	100.0	80.0	120.0
63	19.6	16.0	24.0

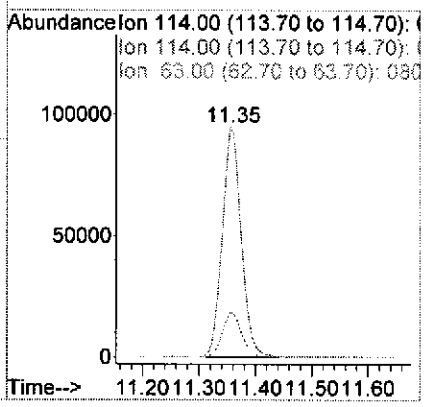

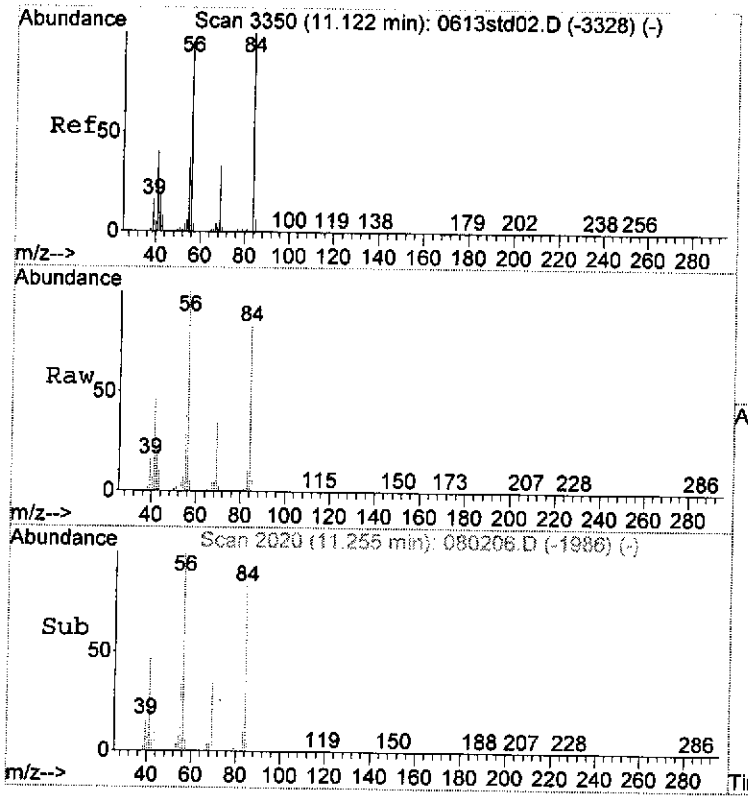

#30
Cyclohexane
Concen: 4.25 ppbV
RT: 11.25 min Scan# 2020
Delta R.T. -0.01 min
Lab File: 080206.D
Acq: 02 Aug 06 16:58

Tgt Ion: 56 Resp: 144631

Ion	Ratio	Lower	Upper
56	100		
56	100.0	80.0	120.0
84	85.9	68.0	102.0

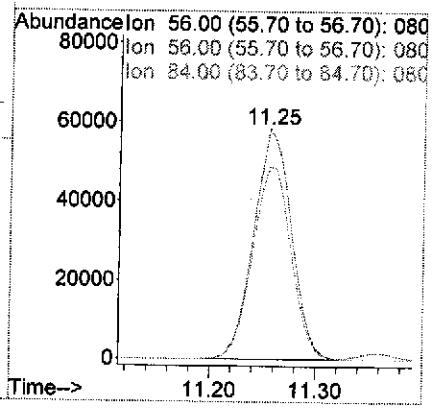

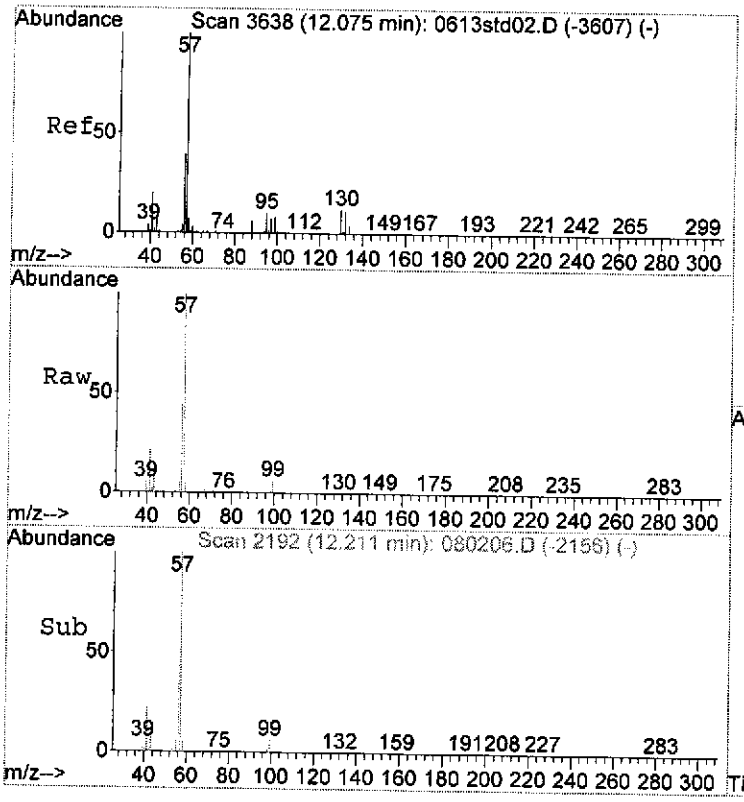

#34
Trimethylpentane,_2,2,4-
Concen: 5.83 ppbV
RT: 12.21 min Scan# 2192
Delta R.T. -0.00 min
Lab File: 080206.D
Acq: 02 Aug 06 16:58

Tgt Ion: 57 Resp: 221328

Ion	Ratio	Lower	Upper
57	100		
57	100.0	80.0	120.0
56	42.2	34.4	51.6

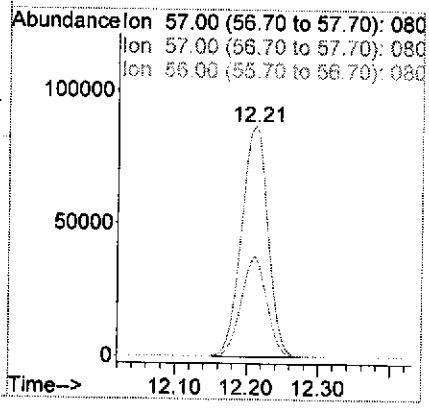

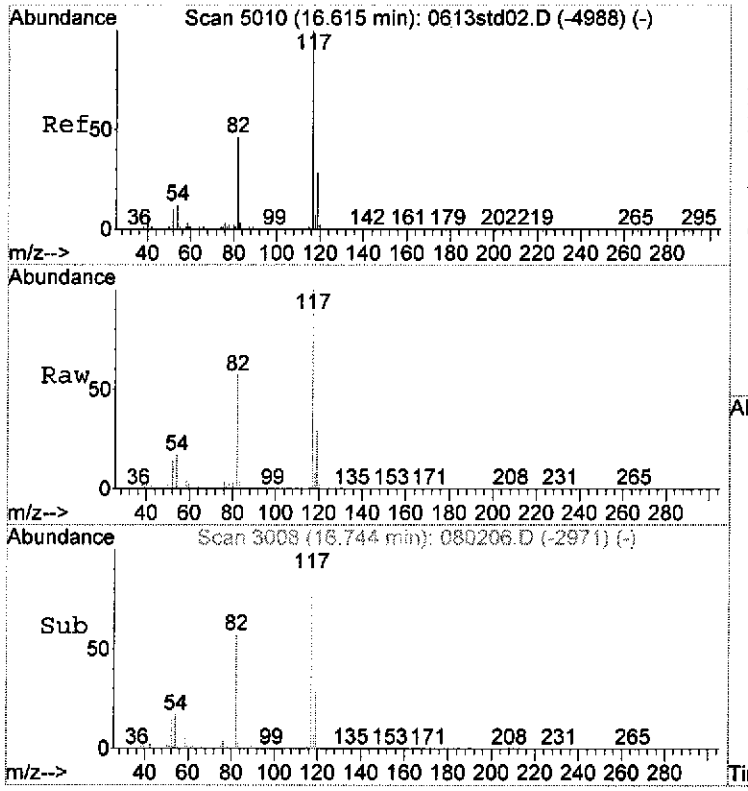

#40
Chlorobenzene, d-5 (IS)
Concen: 10.00 ppbV
RT: 16.74 min Scan# 3008
Delta R.T. 0.00 min
Lab File: 080206.D
Acq: 02 Aug 06 16:58

Tgt Ion:117 Resp: 195869

Ion	Ratio	Lower	Upper
117	100		
117	100.0	80.0	120.0
82	58.8	49.6	74.4

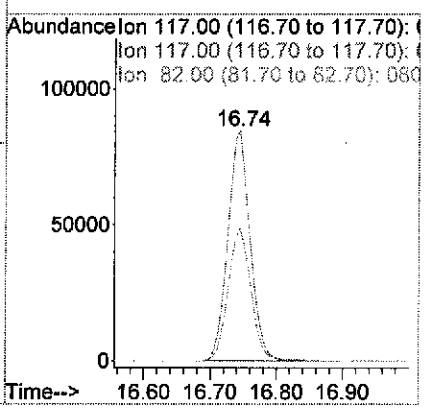

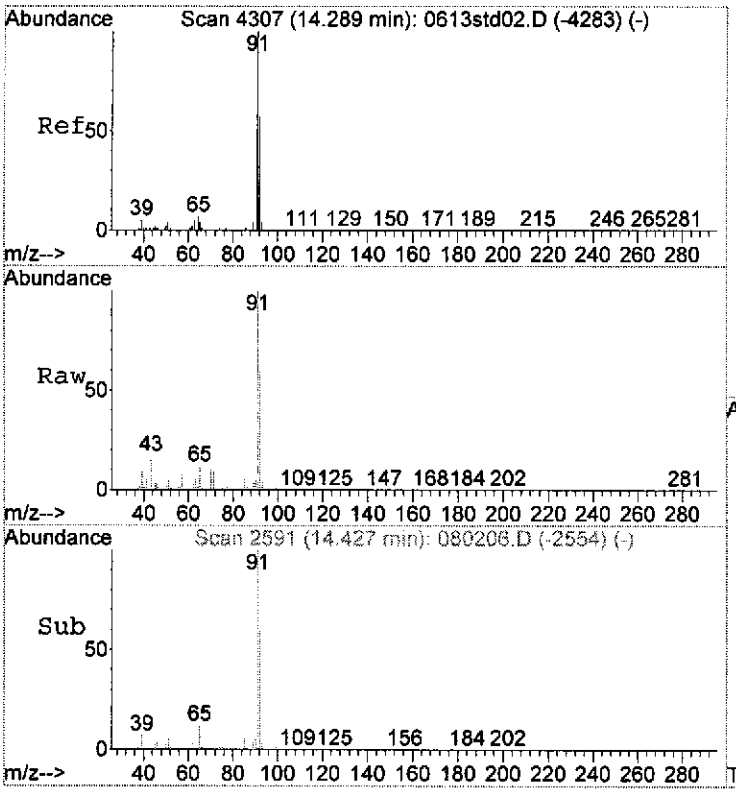

#41
Toluene
Concen: 0.35 ppbV
RT: 14.43 min Scan# 2591
Delta R.T. 0.00 min
Lab File: 080206.D
Acq: 02 Aug 06 16:58

Tgt Ion: 91 Resp: 26209

Ion	Ratio	Lower	Upper
91	100		
91	100.0	80.0	120.0
92	58.4	51.2	76.8

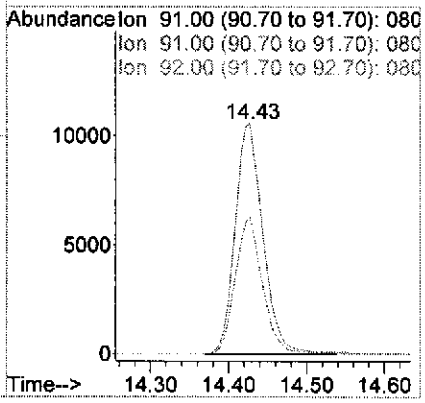

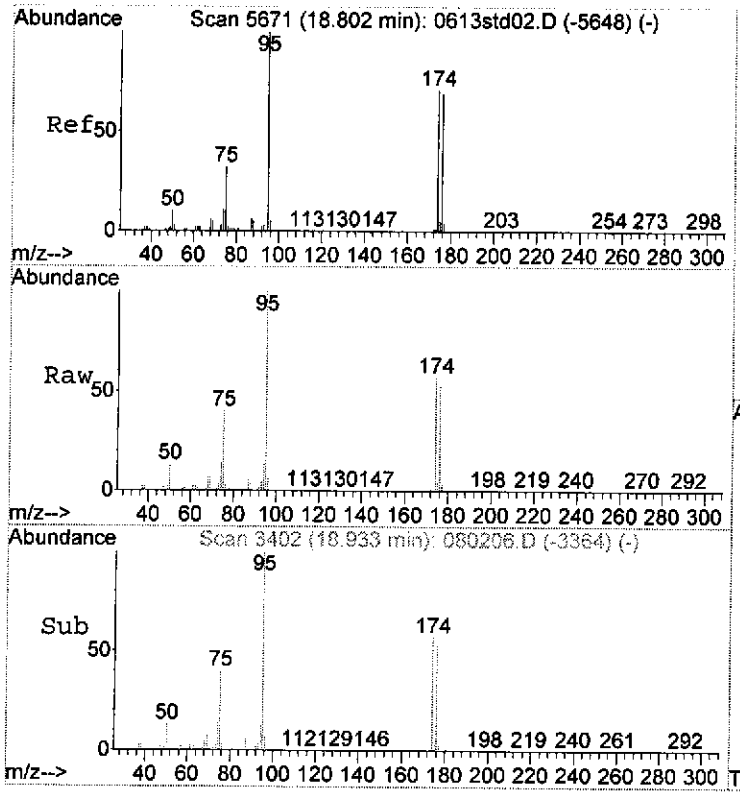

#52
Bromofluorobenzene_(tune_std)
Concen: Below ppbV
RT: 18.93 min Scan# 3402
Delta R.T. 0.01 min
Lab File: 080206.D
Acq: 02 Aug 06 16:58

Tgt Ion: 95 Resp: 128956

Ion	Ratio	Lower	Upper
95	100		
95	100.0	80.0	120.0
174	57.7	47.2	70.8

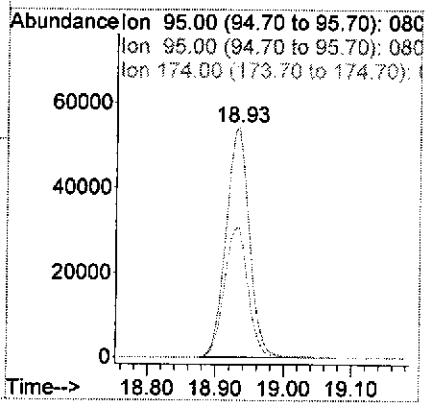

Quantitation Report (QT Reviewed)

Data Path : C:\MSDChem\1\DATA\Aug06\
Data File : 080801.D
Acq On : 08 Aug 06 14:44
Operator : .
Sample : 60419-06 x 25 dil.
Misc : .
ALS Vial : 1 Sample Multiplier: 1

Quant Time: Aug 08 16:22:28 2006
Quant Method : C:\MSDCHEM\1\METHODS\PAL0726.M
Quant Title : TO-15
QLast Update : Tue Aug 08 13:15:33 2006
Response via : Initial Calibration

Internal Standards	R.T.	QIon	Response	Conc	Units	Dev(Min)
1) Bromochloromethane_(IS)	9.19	130	20719	10.00	ppbV	0.00
25) Difluorobenzene,_1,4-_(IS)	11.37	114	106402	10.00	ppbV	0.00
40) Chlorobenzene,_d-5__(IS)	16.76	117	76472	10.00	ppbV	0.02
System Monitoring Compounds						
52) Bromofluorobenzene_(tune_s	18.96	95	236720	50.82	ppbV	0.04
Spiked Amount 10.000	Range	75 - 125	Recovery	=	508.20%#	
Target Compounds						Qvalue
11) Trichlorofluoromethane	5.97	101	89075	8.39	ppbV	97
13) Butyl_Alcohol,_tert	6.81	59	8776m	1.90	ppbV	
23) Hexane	9.27	57	829181	61.55	ppbV	98
30) Cyclohexane	11.30	56	759301	46.51	ppbV	99
34) Trimethylpentane,_2,2,4-	12.27	57	2623665	144.29	ppbV #	84
35) Heptane	12.56	43	419826	24.60	ppbV	100
41) Toluene	14.45	91	39285	1.34	ppbV	98
44) Tetrachloroethylene	15.92	166	3637	0.35	ppbV	92
46) Ethylbenzene	17.35	91	11771	0.35	ppbV	99
47) Xylene,_m_&_p-	17.59	91	36944	0.69	ppbV #	94
51) Xylene,_o-	18.28	91	9647	0.35	ppbV	98
56) Trimethylbenzene,_1,2,4-	21.04	105	8576	0.30	ppbV	97

(#) = qualifier out of range (m) = manual integration (+) = signals summed

Quantitation Report (QT Reviewed)

Data Path : C:\MSDChem\1\DATA\Aug06\
Data File : 080801.D
Acq On : 08 Aug 06 14:44
Operator : .
Sample : 60419-06 x 25 dil.
Misc : .
ALS Vial : 1 Sample Multiplier: 1

Quant Time: Aug 08 16:22:28 2006
Quant Method : C:\MSDCHEM\1\METHODS\PAL0726.M
Quant Title : TO-15
QLast Update : Tue Aug 08 13:15:33 2006
Response via : Initial Calibration

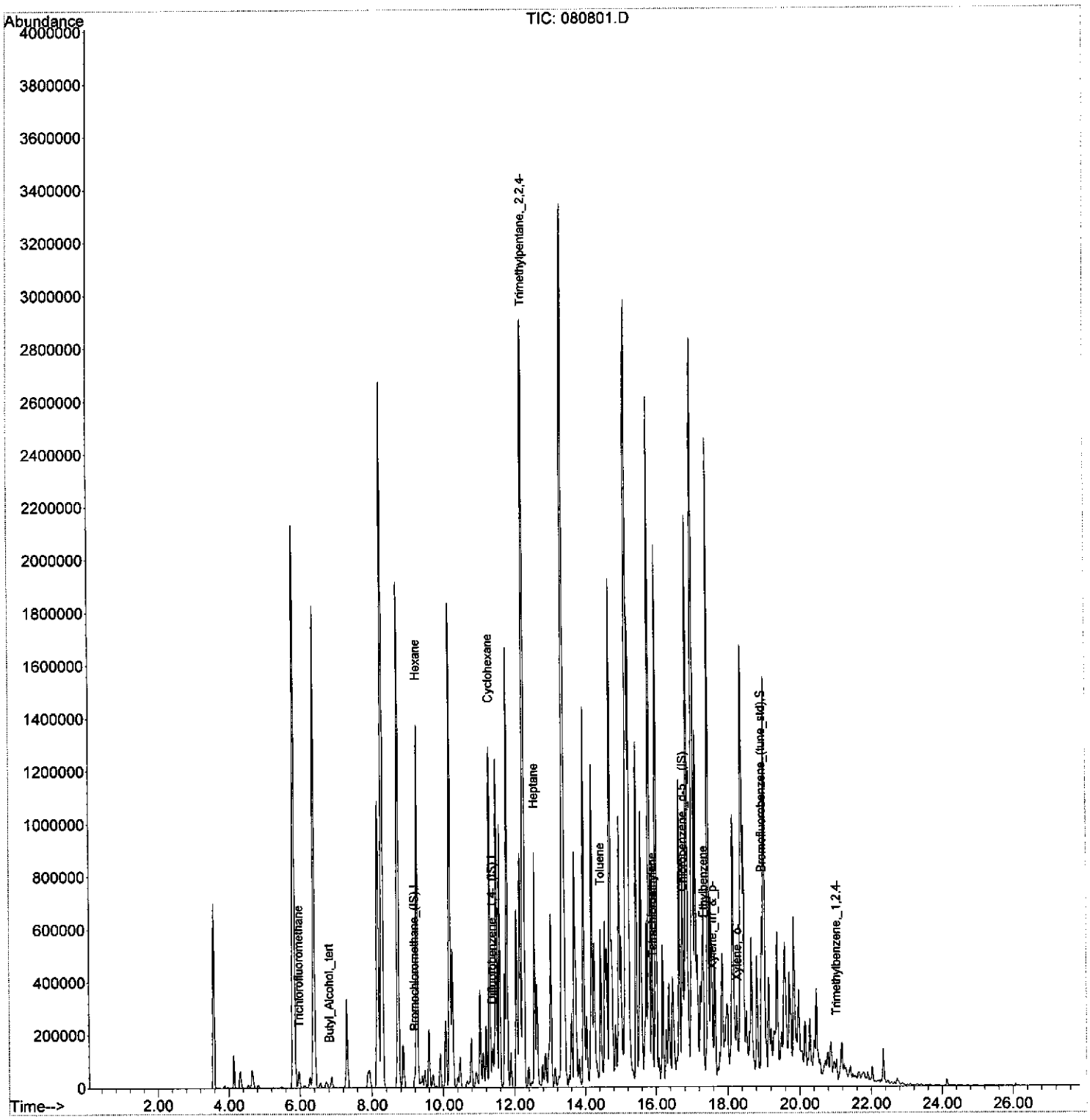

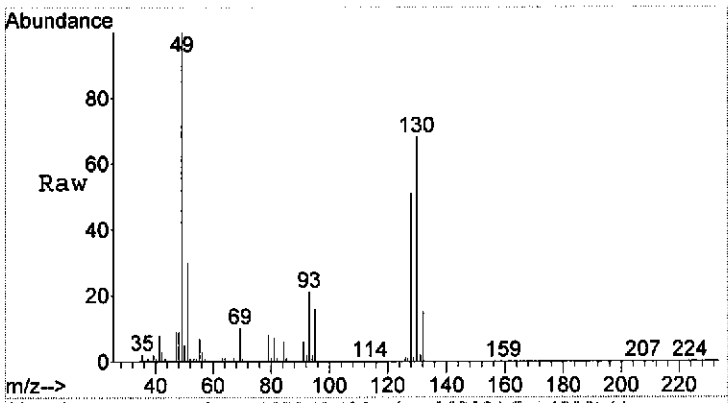

#1
Bromochloromethane_(IS)
Concen: 10.00 ppbV
RT: 9.19 min Scan# 1652
Delta R.T. 0.00 min
Lab File: 080801.D
Acq: 08 Aug 06 14:44

Tgt Ion:130 Resp: 20719

Ion	Ratio	Lower	Upper
130	100		
130	100.0	80.0	120.0
128	80.3	66.4	99.6

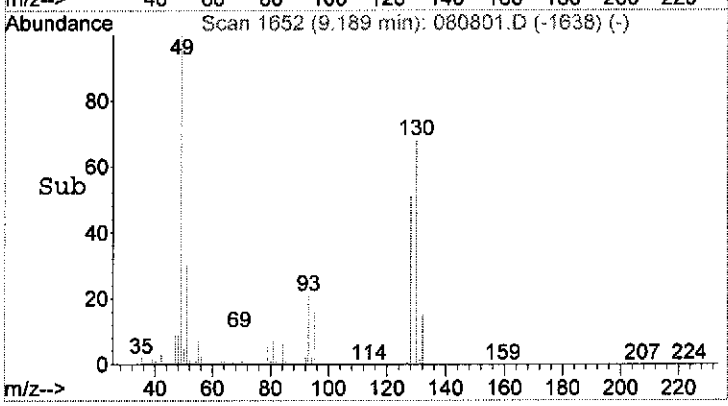

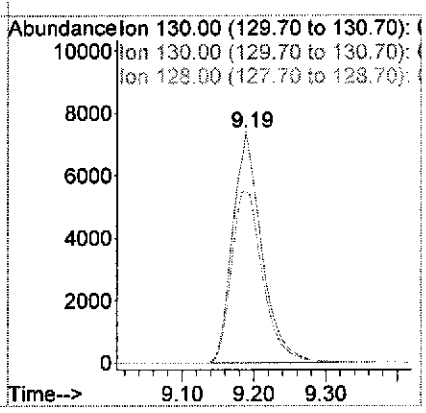

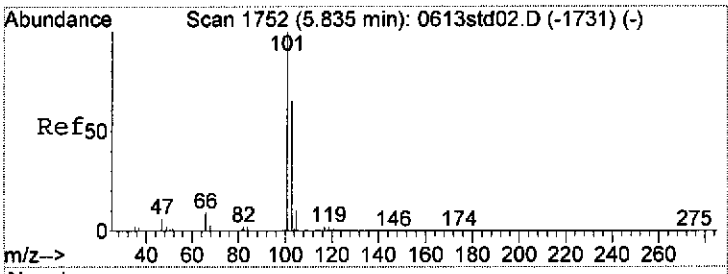

#11
Trichlorofluoromethane
Concen: 8.39 ppbV
RT: 5.97 min Scan# 1071
Delta R.T. 0.02 min
Lab File: 080801.D
Acq: 08 Aug 06 14:44

Tgt Ion:101 Resp: 89075

Ion	Ratio	Lower	Upper
101	100		
101	100.0	80.0	120.0
103	64.6	47.2	70.8

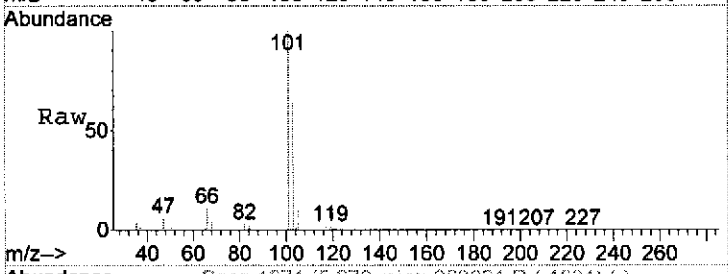

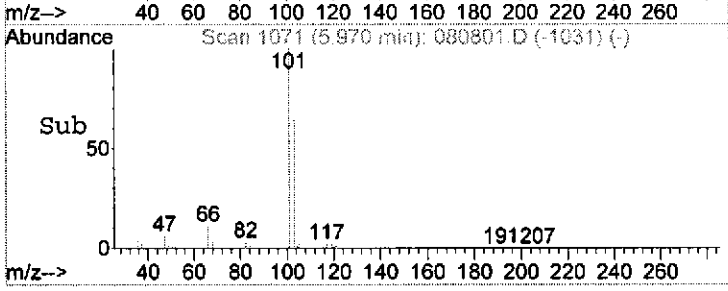

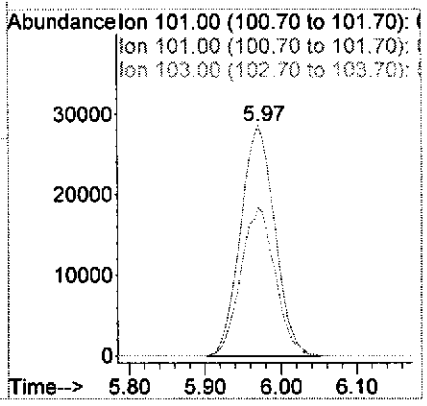

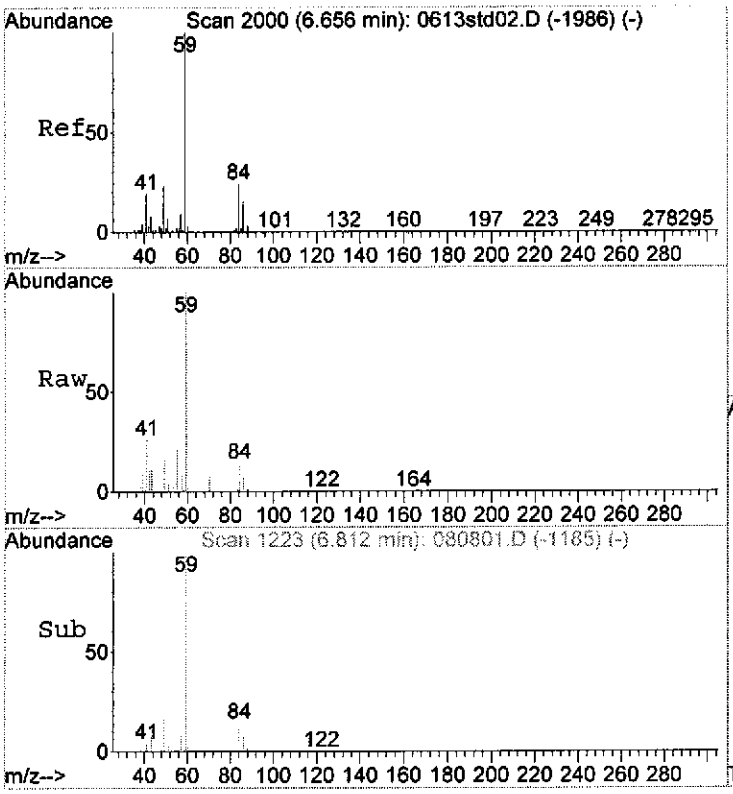

#13
Butyl_Alcohol,_tert
Concen: 1.90 ppbV m
RT: 6.81 min Scan# 1223
Delta R.T. 0.01 min
Lab File: 080801.D
Acq: 08 Aug 06 14:44

Tgt Ion: 59 Resp: 8776

Ion	Ratio	Lower	Upper
59	100		
59	60.6	80.0	120.0#

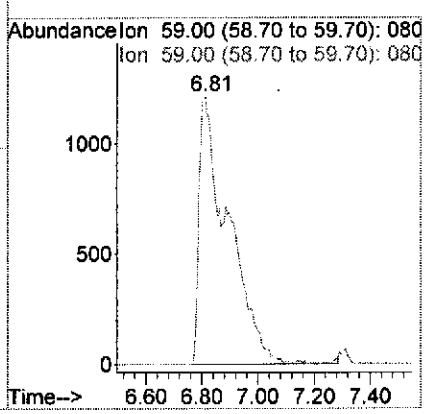

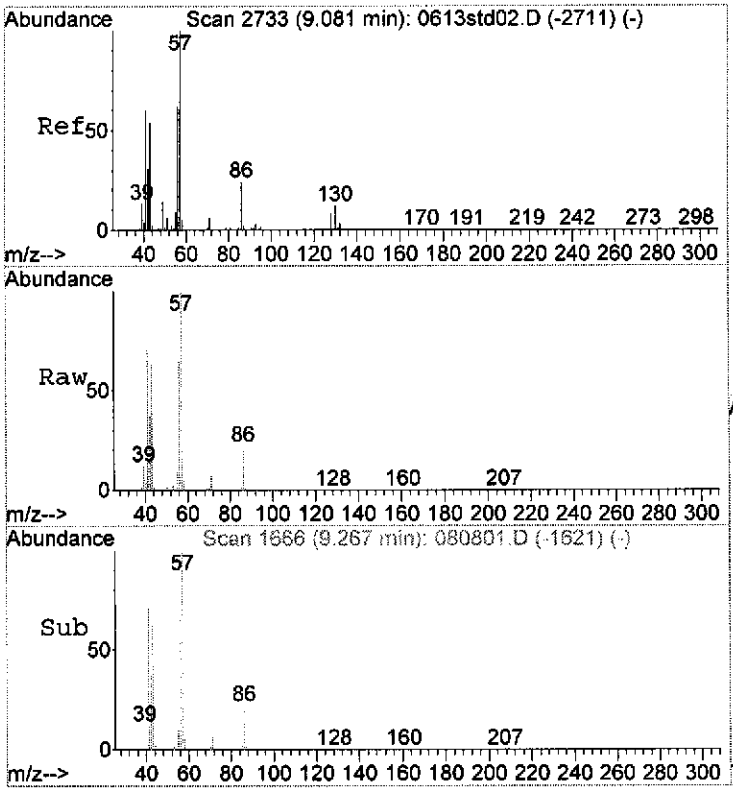

#23
Hexane
Concen: 61.55 ppbV
RT: 9.27 min Scan# 1666
Delta R.T. 0.05 min
Lab File: 080801.D
Acq: 08 Aug 06 14:44

Tgt Ion: 57 Resp: 829181

Ion	Ratio	Lower	Upper
57	100		
57	100.0	80.0	120.0
41	73.0	55.2	82.8

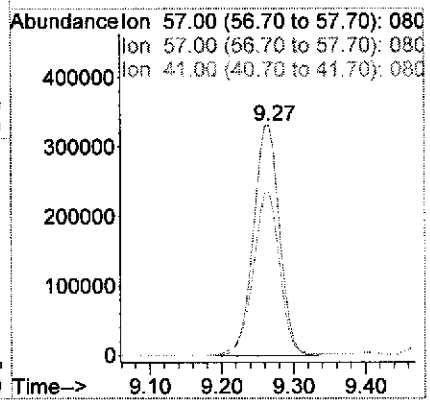

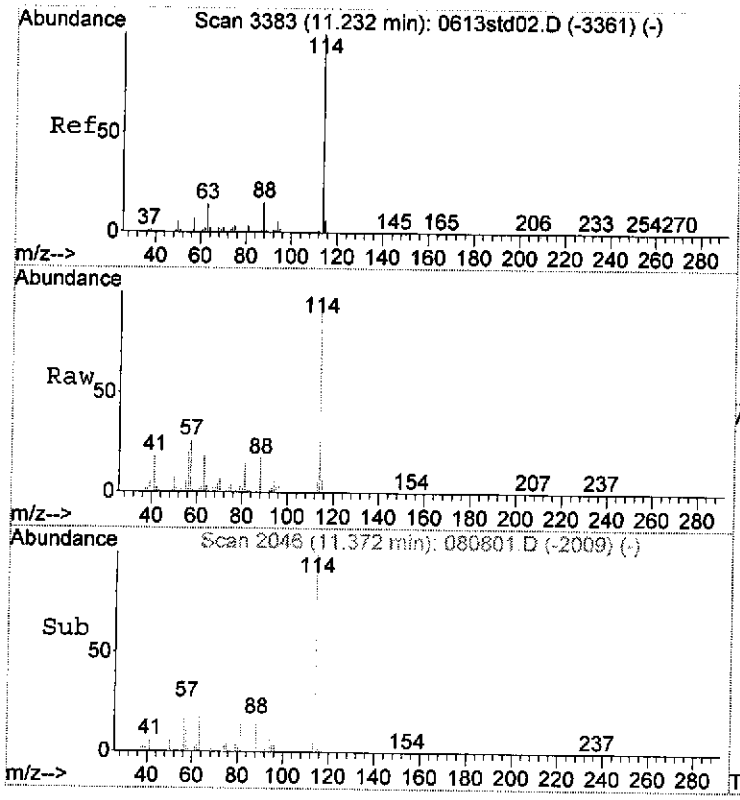

#25
Difluorobenzene,_1,4-_(IS)
Concen: 10.00 ppbV
RT: 11.37 min Scan# 2046
Delta R.T. 0.00 min
Lab File: 080801.D
Acq: 08 Aug 06 14:44

Tgt Ion:114 Resp: 106402

Ion	Ratio	Lower	Upper
114	100		
114	100.0	80.0	120.0
63	20.3	16.0	24.0

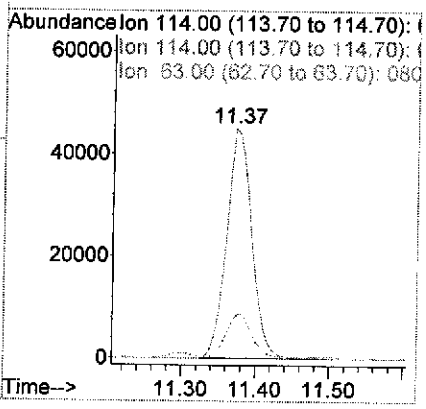

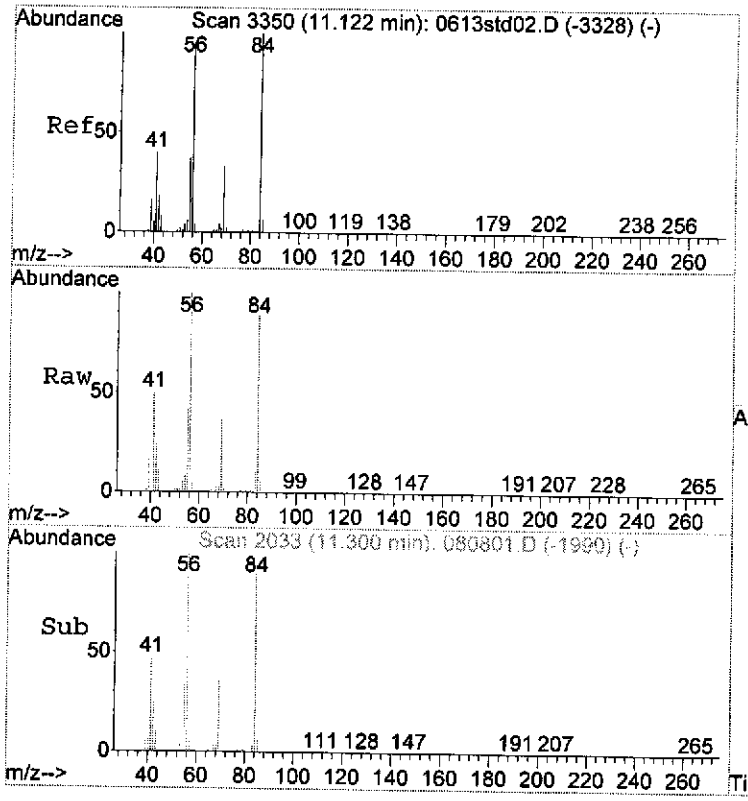

#30
Cyclohexane
Concen: 46.51 ppbV
RT: 11.30 min Scan# 2033
Delta R.T. 0.04 min
Lab File: 080801.D
Acq: 08 Aug 06 14:44

Tgt Ion: 56 Resp: 759301

Ion	Ratio	Lower	Upper
56	100		
56	100.0	80.0	120.0
84	87.9	68.0	102.0

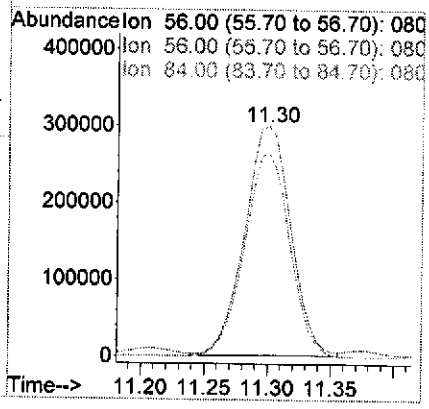

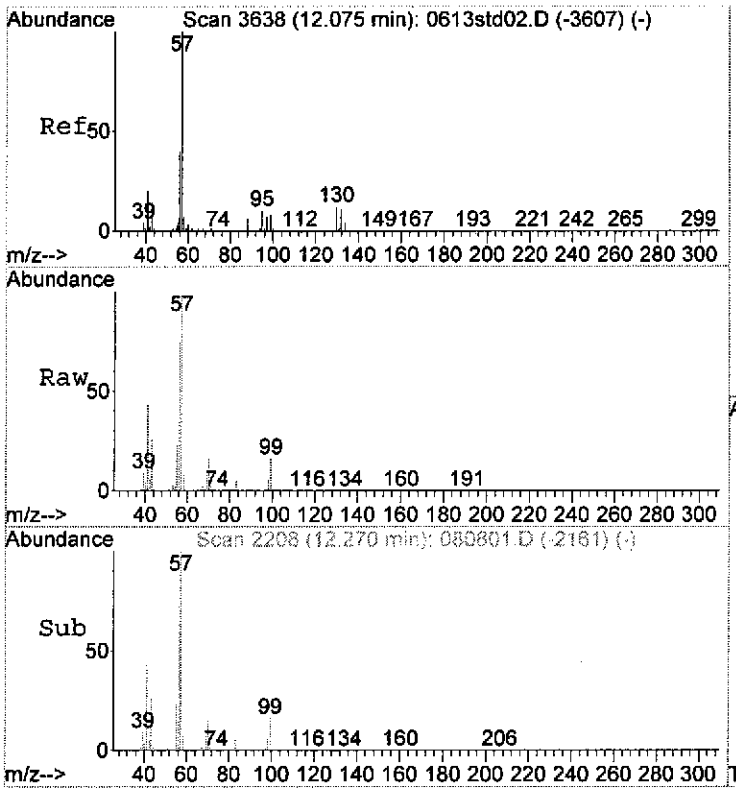

#34
Trimethylpentane,_2,2,4-
Concen: 144.29 ppbV
RT: 12.27 min Scan# 2208
Delta R.T. 0.06 min
Lab File: 080801.D
Acq: 08 Aug 06 14:44

Tgt Ion: 57 Resp: 2623665

Ion	Ratio	Lower	Upper
57	100		
57	100.0	80.0	120.0
56	77.1	34.4	51.6#

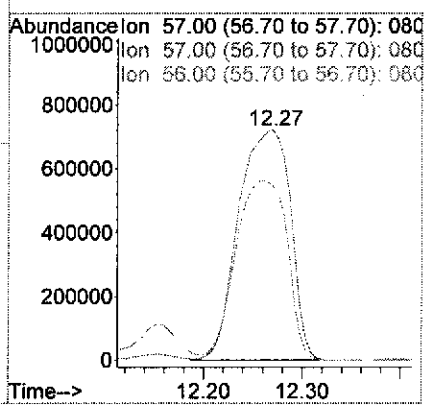

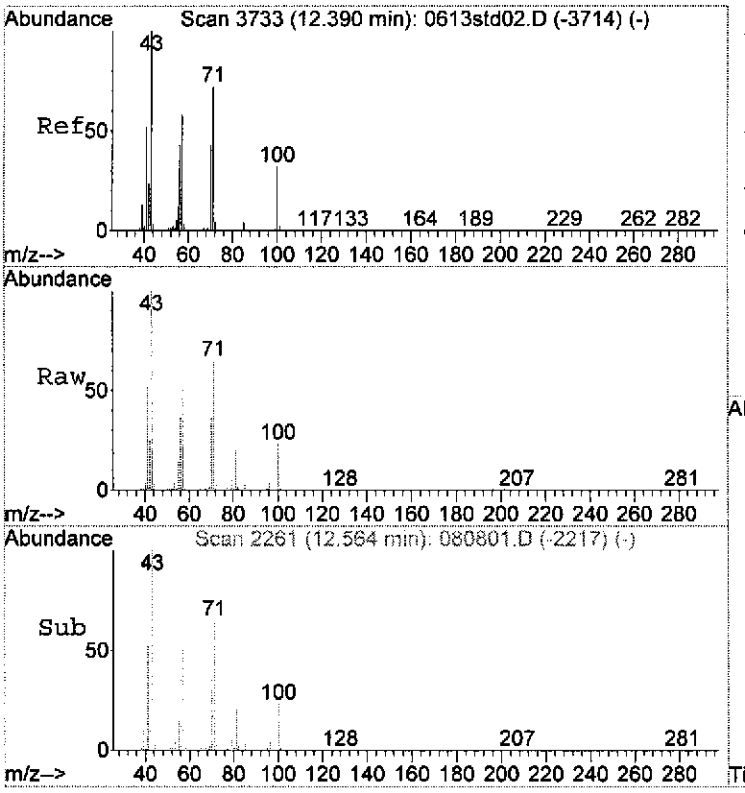

#35
Heptane
Concen: 24.60 ppbV
RT: 12.56 min Scan# 2261
Delta R.T. 0.04 min
Lab File: 080801.D
Acq: 08 Aug 06 14:44

Tgt Ion: 43 Resp: 419826

Ion	Ratio	Lower	Upper
43	100		
43	100.0	80.0	120.0
71	63.5	51.2	76.8

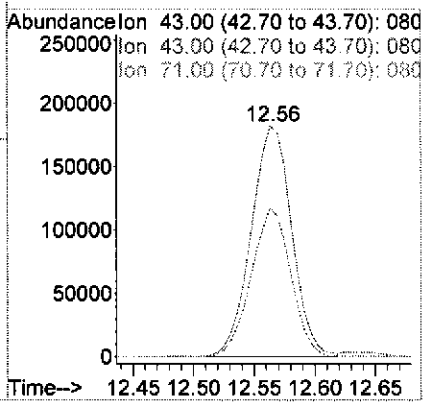

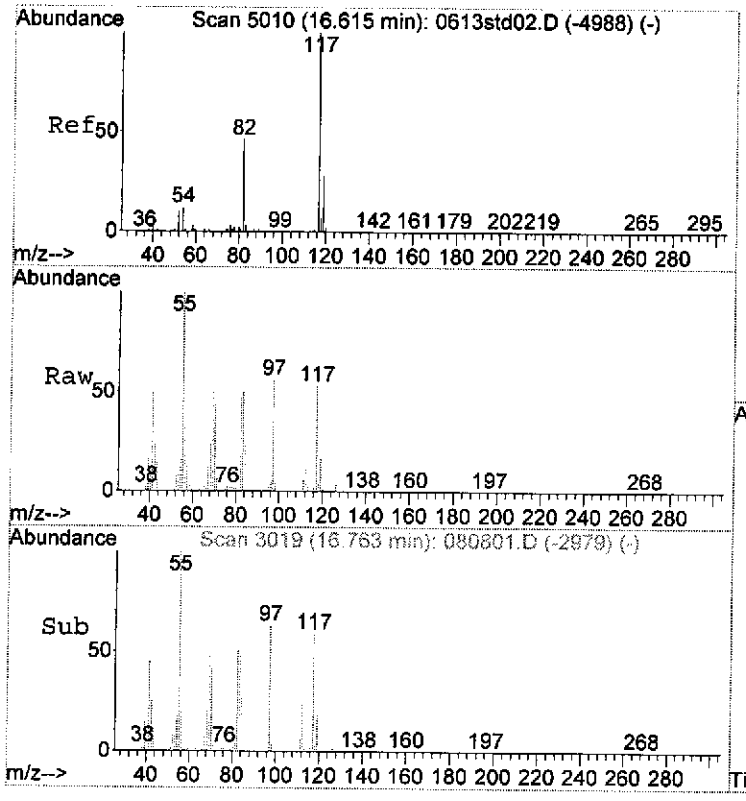

#40
Chlorobenzene, d-5 (IS)
Concen: 10.00 ppbV
RT: 16.76 min Scan# 3019
Delta R.T. 0.02 min
Lab File: 080801.D
Acq: 08 Aug 06 14:44

Tgt Ion:117 Resp: 76472

Ion	Ratio	Lower	Upper
117	100		
117	100.0	80.0	120.0
82	139.8	49.6	74.4#

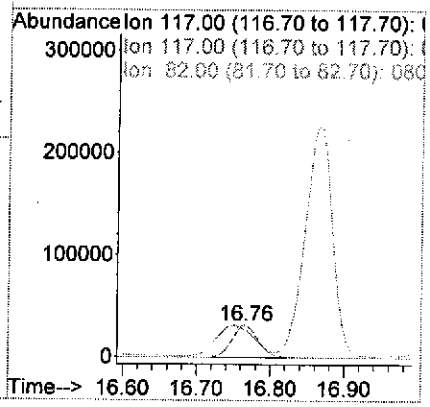

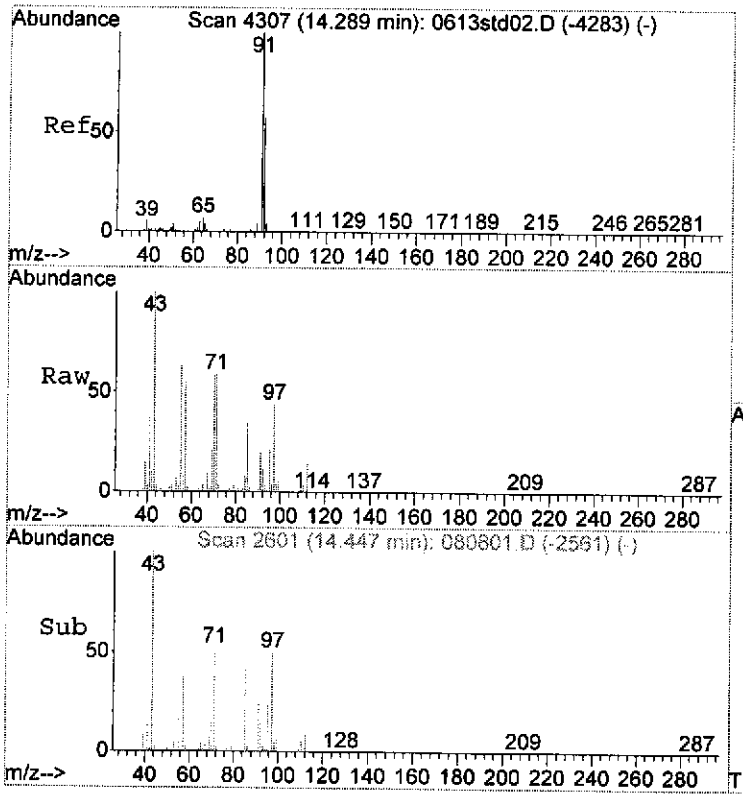

#41
Toluene
Concen: 1.34 ppbV
RT: 14.45 min Scan# 2601
Delta R.T. 0.02 min
Lab File: 080801.D
Acq: 08 Aug 06 14:44

Tgt Ion: 91 Resp: 39285

Ion	Ratio	Lower	Upper
91	100		
91	100.0	80.0	120.0
92	59.2	51.2	76.8

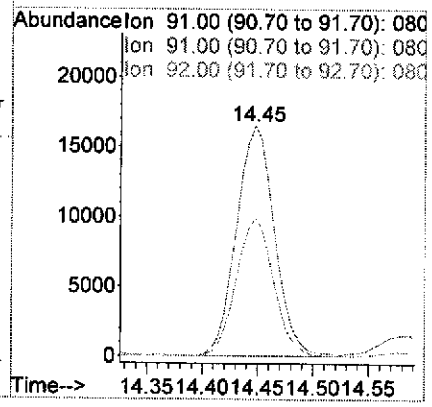

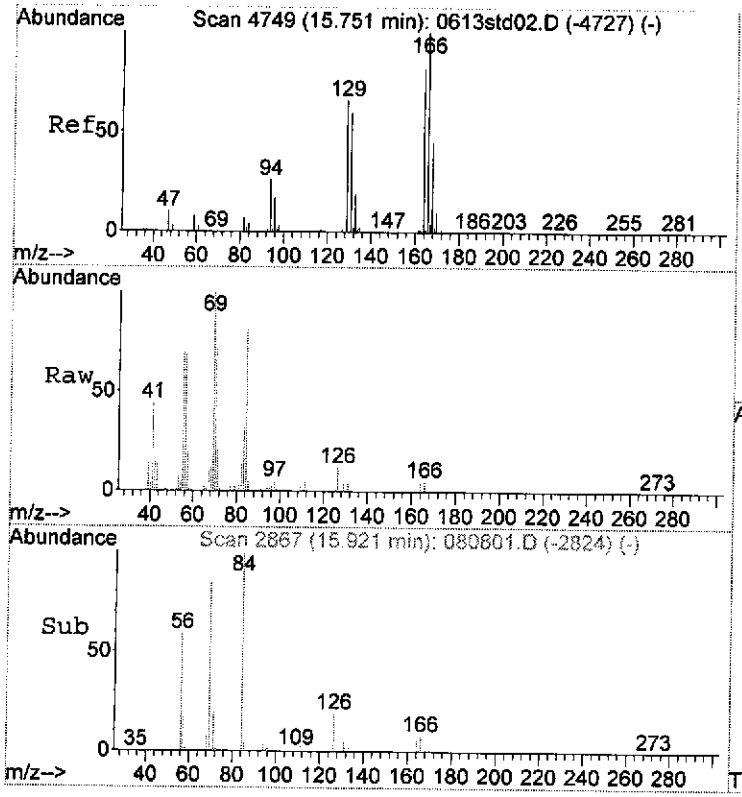

#44
Tetrachloroethylene
Concen: 0.35 ppbV
RT: 15.92 min Scan# 2867
Delta R.T. 0.04 min
Lab File: 080801.D
Acq: 08 Aug 06 14:44

Tgt Ion:166 Resp: 3637

Ion	Ratio	Lower	Upper
166	100		
166	100.0	80.0	120.0
164	76.0	72.8	109.2

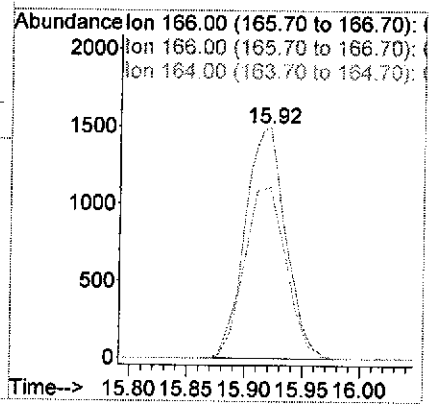

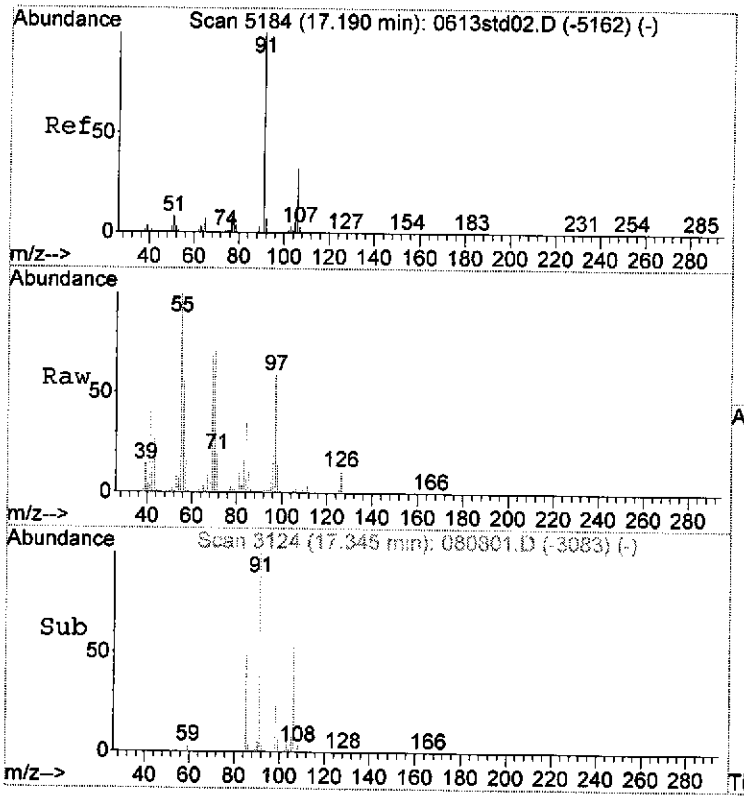

#46
Ethylbenzene
Concen: 0.35 ppbV
RT: 17.35 min Scan# 3124
Delta R.T. 0.03 min
Lab File: 080801.D
Acq: 08 Aug 06 14:44

Tgt Ion: 91 Resp: 11771

Ion	Ratio	Lower	Upper
91	100		
91	100.0	80.0	120.0
106	36.5	30.4	45.6

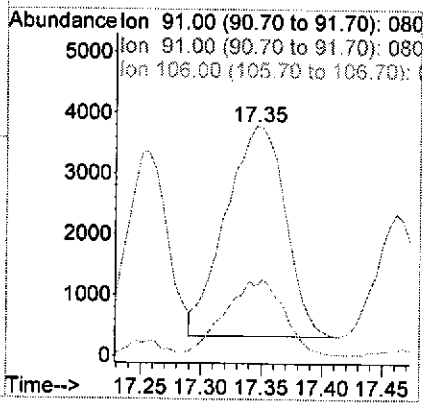

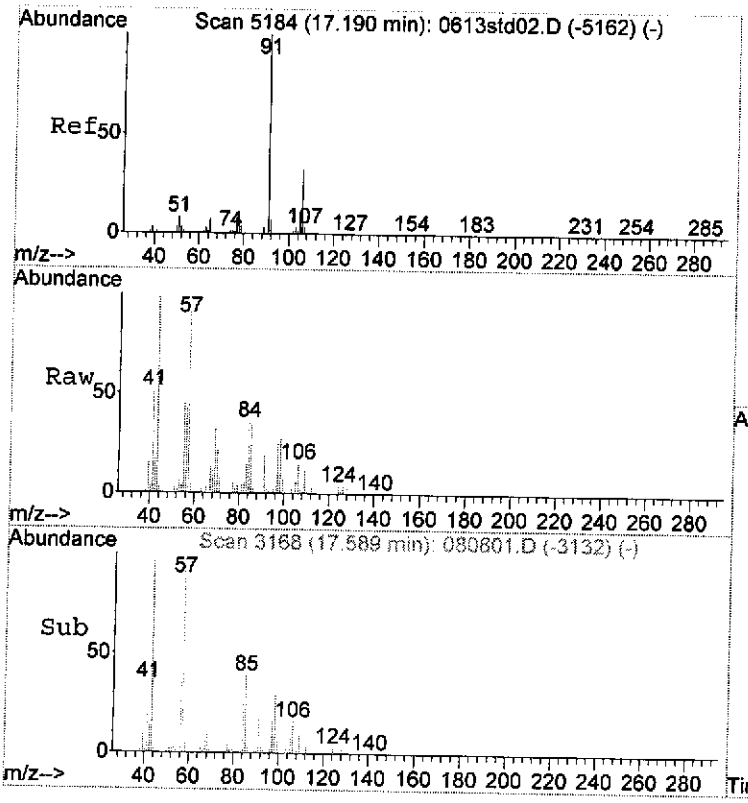

#47
Xylene,_m_&_p-
Concen: 0.69 ppbV
RT: 17.59 min Scan# 3168
Delta R.T. 0.00 min
Lab File: 080801.D
Acq: 08 Aug 06 14:44

Tgt Ion: 91 Resp: 36944

Ion	Ratio	Lower	Upper
91	100		
91	100.0	80.0	120.0
106	43.2	44.0	66.0#

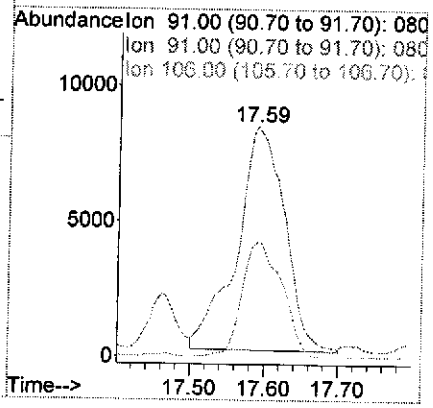

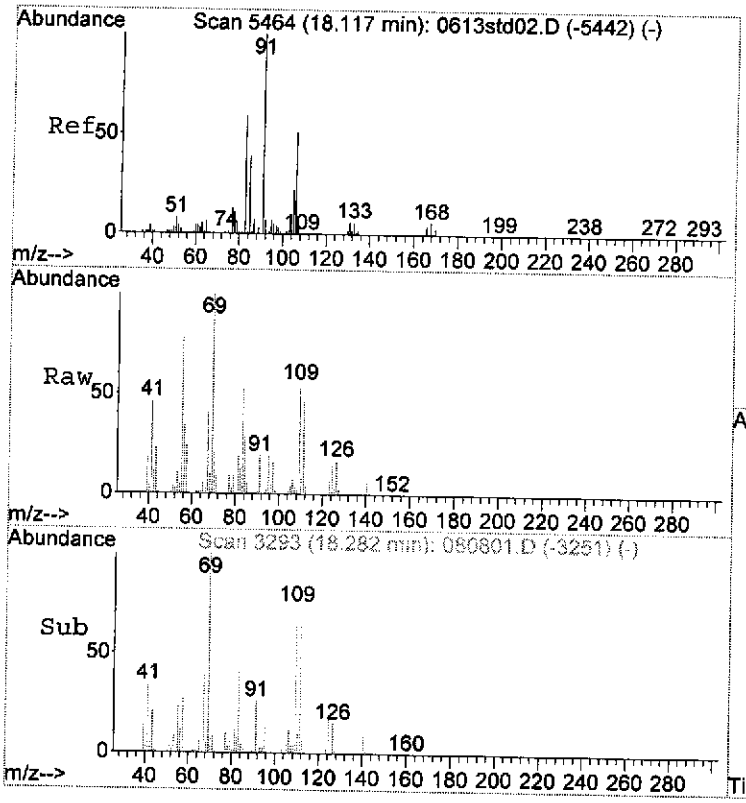

#51
Xylene,_o-
Concen: 0.35 ppbV
RT: 18.28 min Scan# 3293
Delta R.T. 0.03 min
Lab File: 080801.D
Acq: 08 Aug 06 14:44

Tgt Ion: 91 Resp: 9647

Ion	Ratio	Lower	Upper
91	100		
91	100.0	80.0	120.0
106	46.1	40.0	60.0

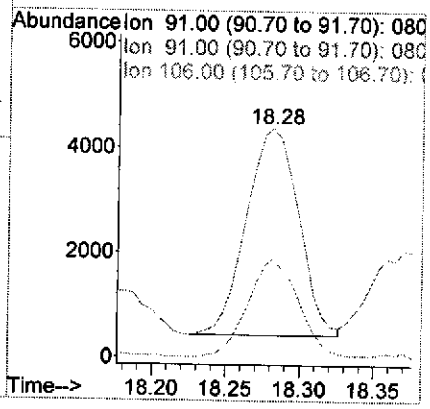

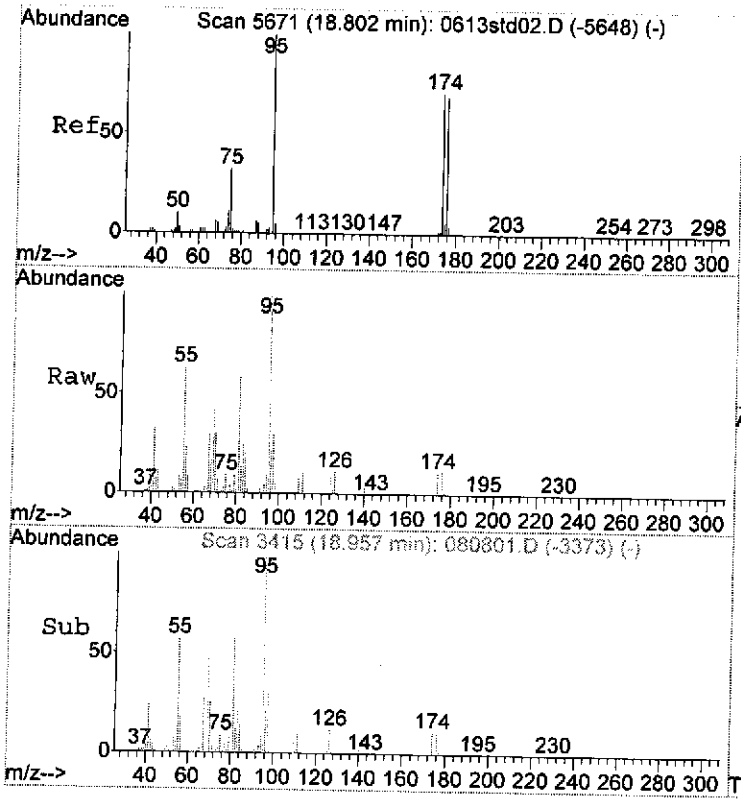

#52
Bromofluorobenzene_(tune_std)
Concen: 0.35 ppbV
RT: 18.96 min Scan# 3415
Delta R.T. 0.04 min
Lab File: 080801.D
Acq: 08 Aug 06 14:44

Tgt Ion: 95 Resp: 236720

Ion	Ratio	Lower	Upper
95	100		
95	100.0	80.0	120.0
174	10.0	47.2	70.8#

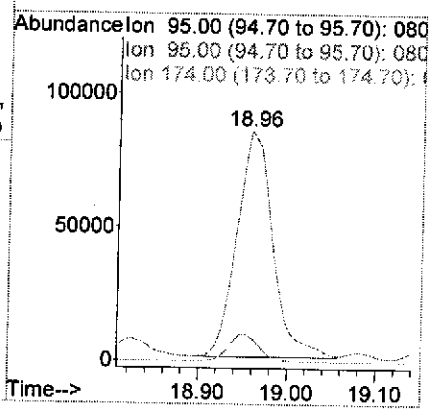

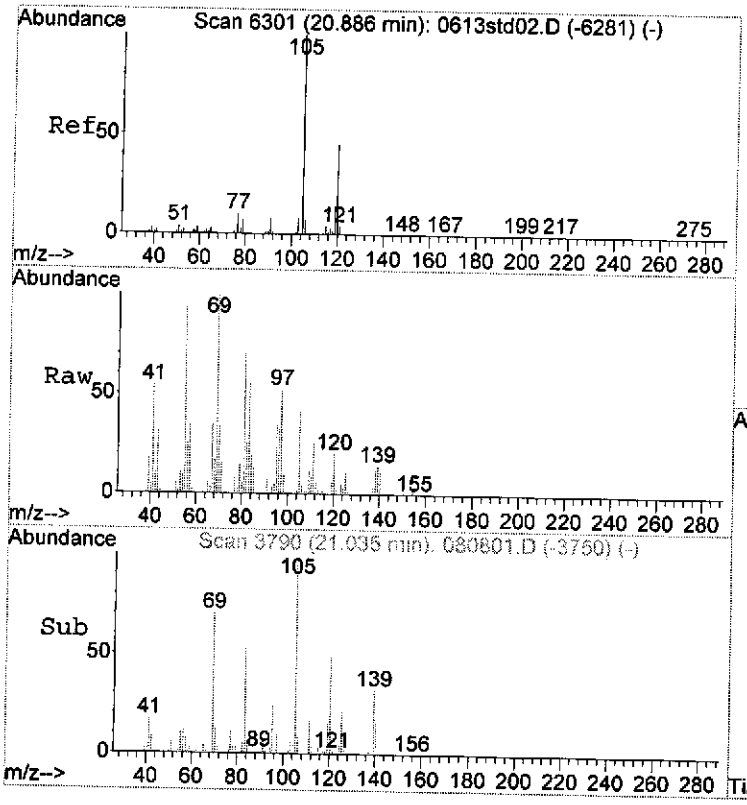

#56
Trimethylbenzene,_1,2,4-
Concen: 0.30 ppbV
RT: 21.04 min Scan# 3790
Delta R.T. 0.02 min
Lab File: 080801.D
Acq: 08 Aug 06 14:44

Tgt Ion:105 Resp: 8576

Ion	Ratio	Lower	Upper
105	100		
105	100.0	80.0	120.0
120	45.0	41.6	62.4

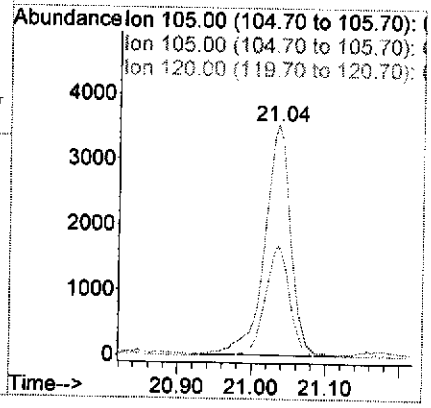

Quantitation Report (QT Reviewed)

Data Path : C:\MSDChem\1\DATA\Aug06\
Data File : 080223.D
Acq On : 03 Aug 2006 06:55
Operator : .
Sample : 60419-06 x 1000 dil.
Misc : .
ALS Vial : 19 Sample Multiplier: 1

Quant Time: Aug 08 16:25:03 2006
Quant Method : C:\MSDCHEM\1\METHODS\PAL0726.M
Quant Title : TO-15
QLast Update : Tue Aug 01 10:35:23 2006
Response via : Initial Calibration

Internal Standards	R.T.	QIon	Response	Conc	Units	Dev(Min)
1) Bromochloromethane_(IS)	9.16	130	56203	10.00	ppbV	-0.02
25) Difluorobenzene,_1,4-_(IS)	11.35	114	312488	10.00	ppbV	-0.02
40) Chlorobenzene,_d-5__(IS)	16.74	117	263619	10.00	ppbV	0.00
System Monitoring Compounds						
52) Bromofluorobenzene_(tune_s	18.93	95	184646	11.50	ppbV	0.00
Spiked Amount 10.000	Range	75 - 125	Recovery	=	115.00%	
Target Compounds						Qvalue
23) Hexane	9.21	57	38586	1.06	ppbV	97
30) Cyclohexane	11.25	56	55352	1.15	ppbV	96
34) Trimethylpentane,_2,2,4-	12.20	57	177659	3.33	ppbV #	80
35) Heptane	12.52	43	16018	0.32	ppbV	100

(#) = qualifier out of range (m) = manual integration (+) = signals summed

Quantitation Report (QT Reviewed)

Data Path : C:\MSDChem\1\DATA\Aug06\
Data File : 080223.D
Acq On : 03 Aug 2006 06:55
Operator : .
Sample : 60419-06 x 1000 dil.
Misc : .
ALS Vial : 19 Sample Multiplier: 1

Quant Time: Aug 08 16:25:03 2006
Quant Method : C:\MSDCHEM\1\METHODS\PAL0726.M
Quant Title : TO-15
QLast Update : Tue Aug 01 10:35:23 2006
Response via : Initial Calibration

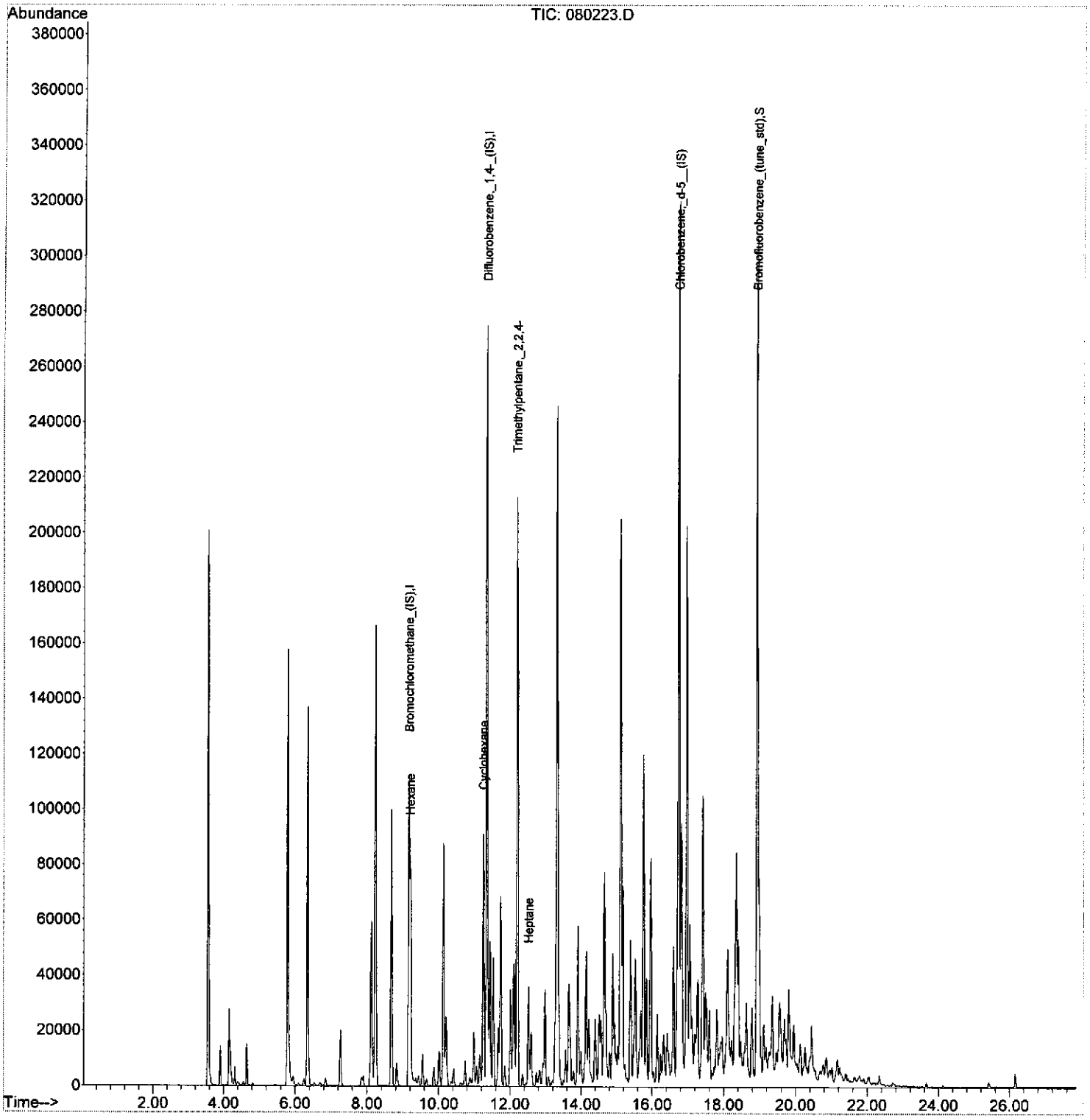

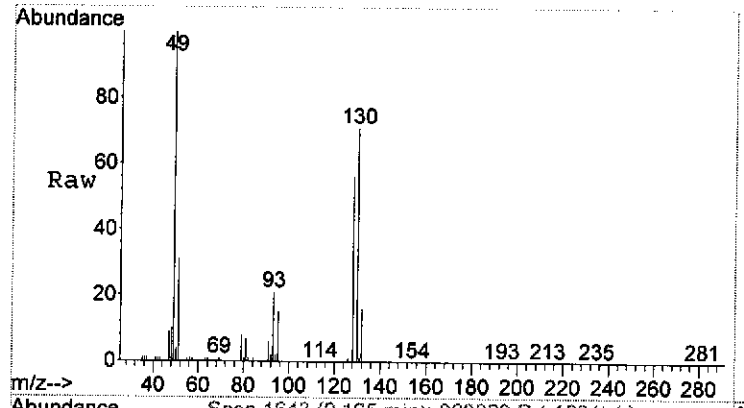

#1
Bromochloromethane_(IS)
Concen: 10.00 ppbV
RT: 9.16 min Scan# 1643
Delta R.T. -0.02 min
Lab File: 080223.D
Acq: 03 Aug 2006 06:55

Tgt Ion:130 Resp: 56203

Ion	Ratio	Lower	Upper
130	100		
130	100.0	80.0	120.0
128	80.6	66.4	99.6

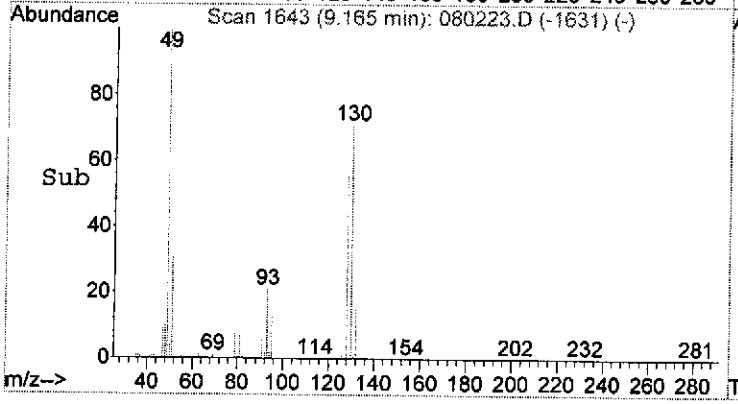

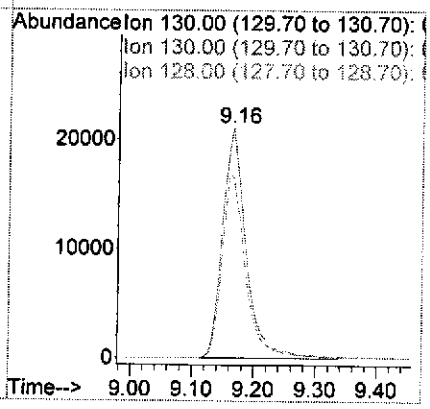

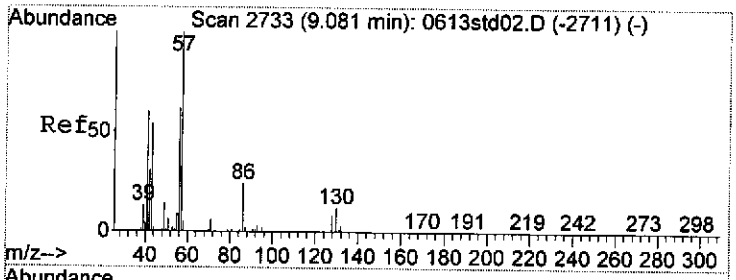

#23
Hexane
Concen: 1.06 ppbV
RT: 9.21 min Scan# 1651
Delta R.T. -0.01 min
Lab File: 080223.D
Acq: 03 Aug 2006 06:55

Tgt Ion: 57 Resp: 38586

Ion	Ratio	Lower	Upper
57	100		
57	100.0	80.0	120.0
41	75.1	55.2	82.8





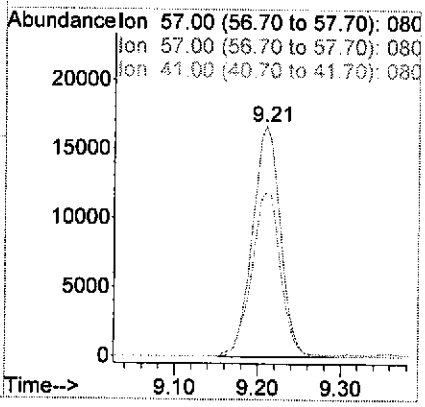

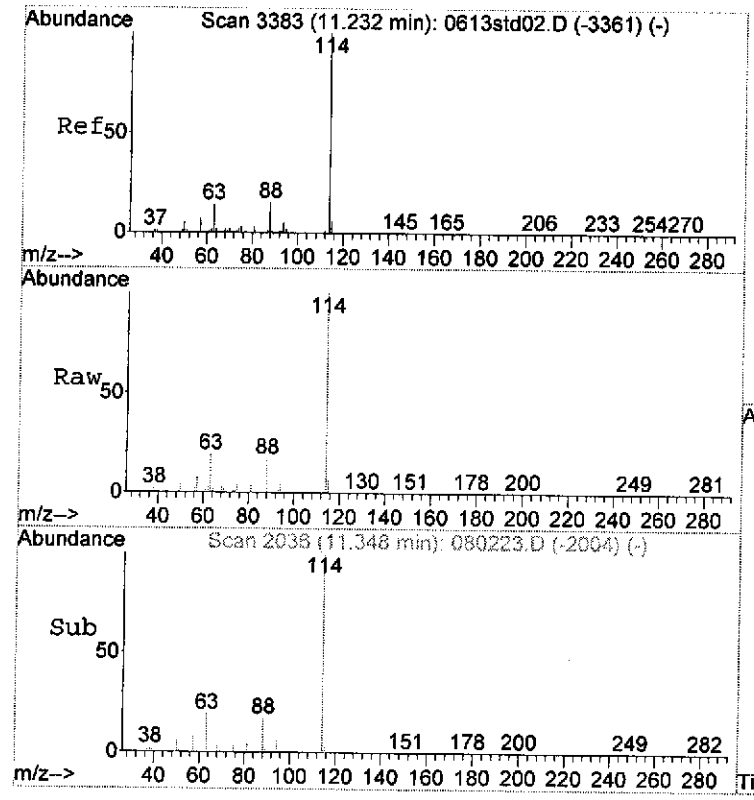

#25
Difluorobenzene,_1,4-_(IS)
Concen: 10.00 ppbV
RT: 11.35 min Scan# 2036
Delta R.T. -0.02 min
Lab File: 080223.D
Acq: 03 Aug 2006 06:55

Tgt Ion:114 Resp: 312488

Ion	Ratio	Lower	Upper
114	100		
114	100.0	80.0	120.0
63	18.6	16.0	24.0

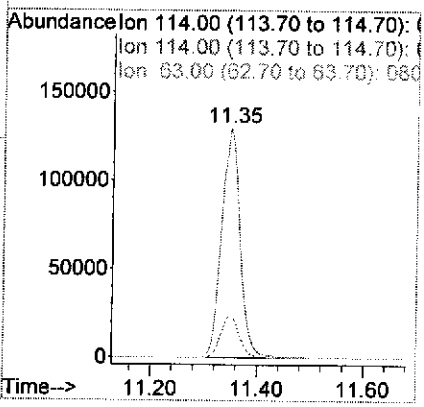

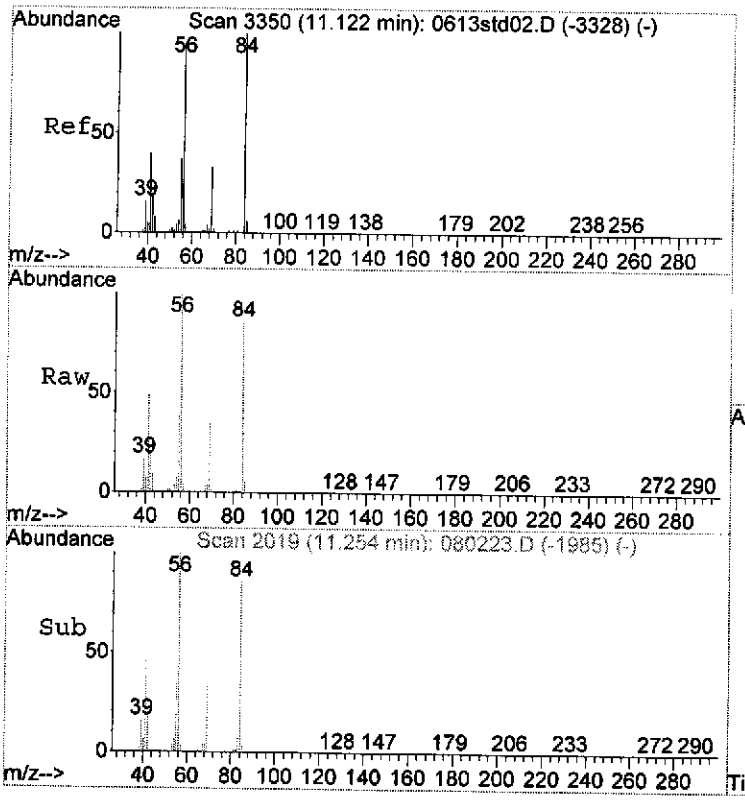

#30
Cyclohexane
Concen: 1.15 ppbV
RT: 11.25 min Scan# 2019
Delta R.T. -0.01 min
Lab File: 080223.D
Acq: 03 Aug 2006 06:55

Tgt Ion: 56 Resp: 55352

Ion	Ratio	Lower	Upper
56	100		
56	100.0	80.0	120.0
84	92.7	68.0	102.0

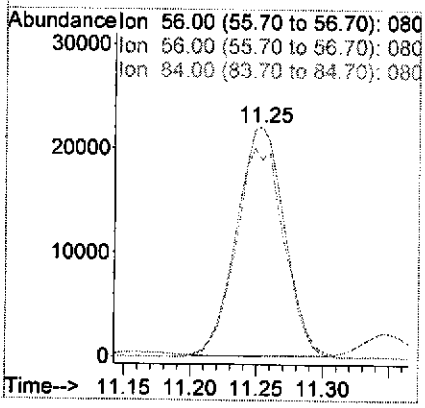

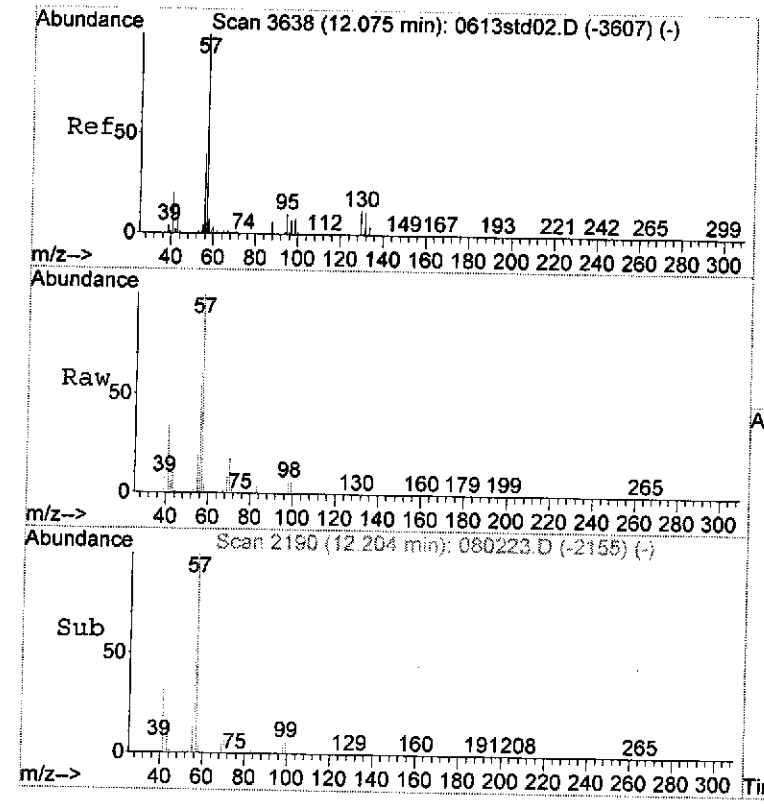

#34
Trimethylpentane,_2,2,4-
Concen: 3.33 ppbV
RT: 12.20 min Scan# 2190
Delta R.T. -0.01 min
Lab File: 080223.D
Acq: 03 Aug 2006 06:55

Tgt Ion: 57 Resp: 177659

Ion	Ratio	Lower	Upper
57	100		
57	100.0	80.0	120.0
56	0.0	34.4	51.6#

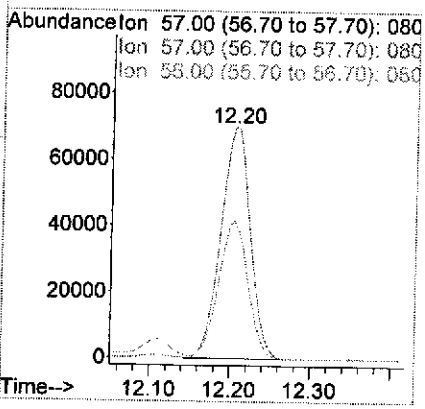

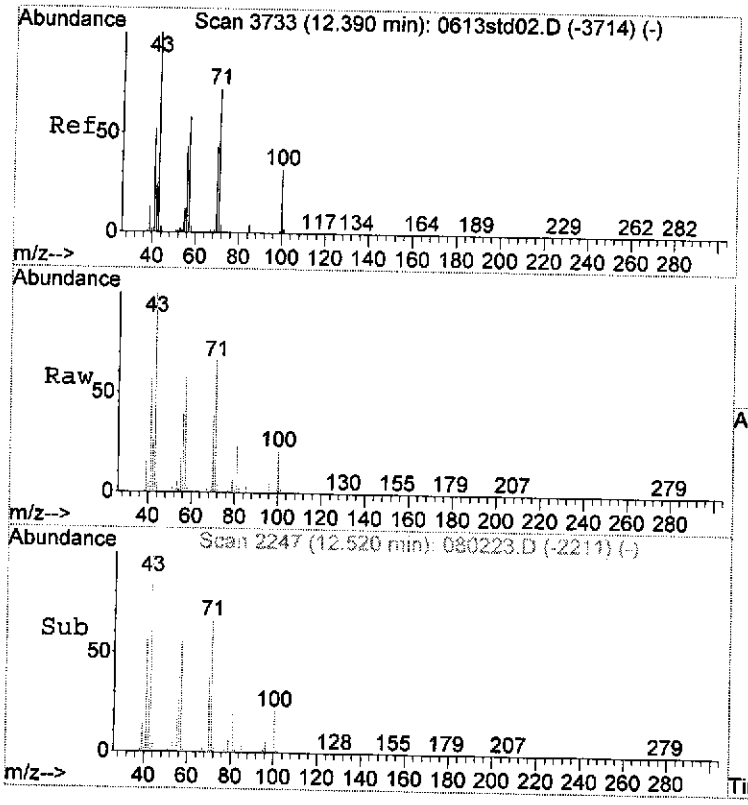

#35
Heptane
Concen: 0.32 ppbV
RT: 12.52 min Scan# 2247
Delta R.T. -0.00 min
Lab File: 080223.D
Acq: 03 Aug 2006 06:55

Tgt Ion: 43 Resp: 16018

Ion	Ratio	Lower	Upper
43	100		
43	100.0	80.0	120.0
71	64.0	51.2	76.8

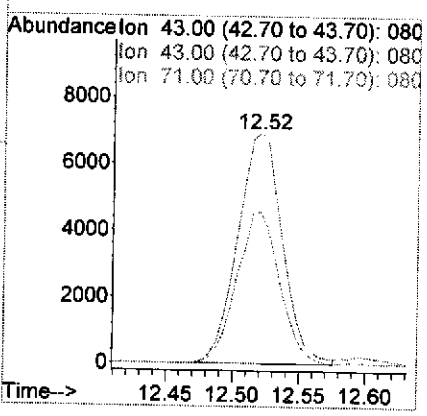

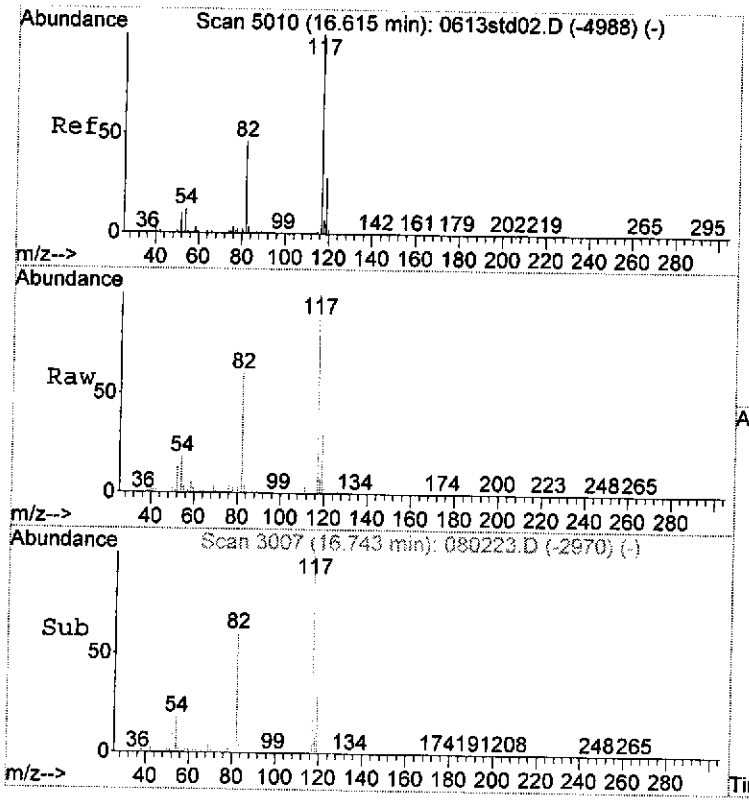

#40
Chlorobenzene, d-5 (IS)
Concen: 10.00 ppbV
RT: 16.74 min Scan# 3007
Delta R.T. 0.00 min
Lab File: 080223.D
Acq: 03 Aug 2006 06:55

Tgt Ion:117 Resp: 263619

Ion	Ratio	Lower	Upper
117	100		
117	100.0	80.0	120.0
82	61.9	49.6	74.4

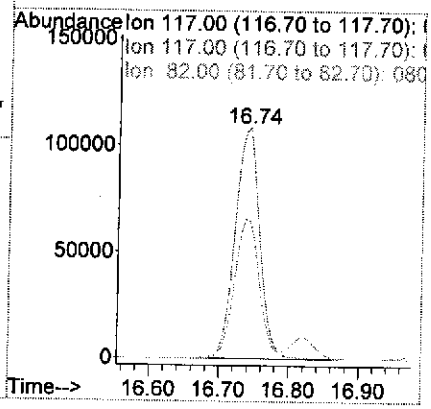

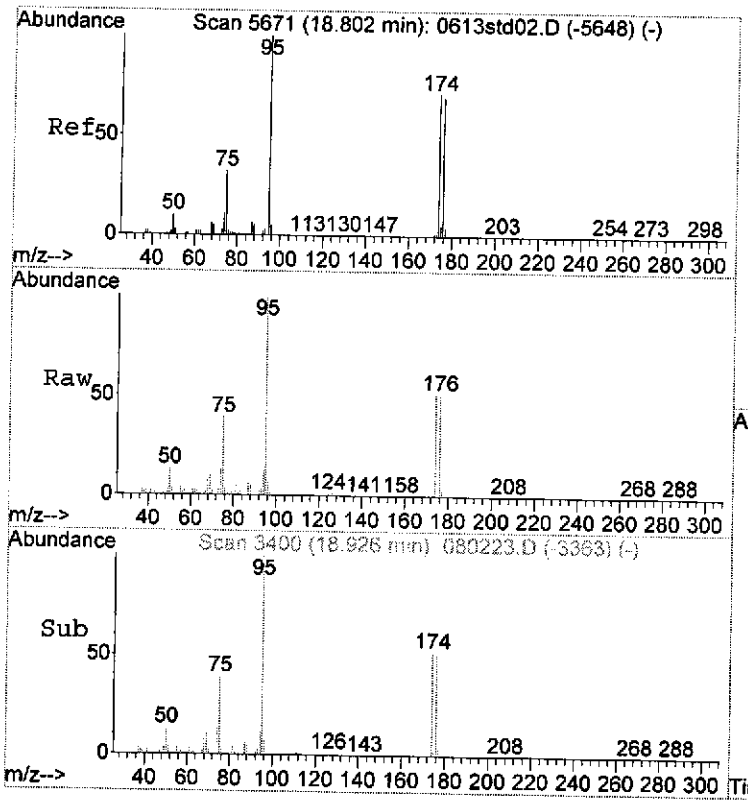

#52
Bromofluorobenzene (tune_std)
Concen: Below ppbV
RT: 18.93 min Scan# 3400
Delta R.T. 0.00 min
Lab File: 080223.D
Acq: 03 Aug 2006 06:55

Tgt Ion: 95 Resp: 184646

Ion	Ratio	Lower	Upper
95	100		
95	100.0	80.0	120.0
174	53.0	47.2	70.8

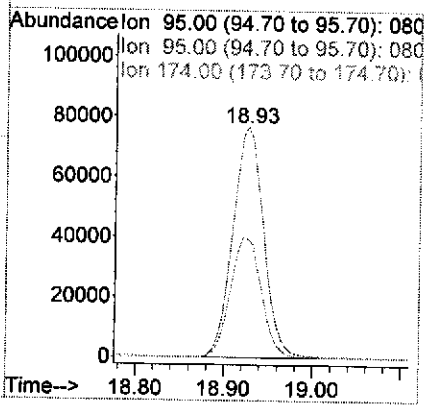

Quantitation Report (QT Reviewed)

Data Path : C:\MSDChem\1\DATA\Aug06\
Data File : 080901.D
Acq On : 09 Aug 06 14:33
Operator : .
Sample : 60419-07 x 25 dil.
Misc : .
ALS Vial : 1 Sample Multiplier: 1

Quant Time: Aug 09 15:55:40 2006
Quant Method : C:\MSDCHEM\1\METHODS\PAL0726.M
Quant Title : TO-15
QLast Update : Tue Aug 01 10:35:23 2006
Response via : Initial Calibration

Internal Standards	R.T.	QIon	Response	Conc	Units	Dev(Min)
1) Bromochloromethane_(IS)	9.20	130	19213	10.00	ppbV	0.01
25) Difluorobenzene,_1,4-_(IS)	11.39	114	93965	10.00	ppbV	0.02
40) Chlorobenzene,_d-5__(IS)	16.75	117	69211	10.00	ppbV	0.01
System Monitoring Compounds						
52) Bromofluorobenzene_(tune_s	18.94	95	61356	14.55	ppbV	0.02
Spiked Amount 10.000	Range	75 - 125	Recovery	=	145.50%#	

Target Compounds						Qvalue	
11) Trichlorofluoromethane	5.98	101	7097	0.72	ppbV	98	
17) Carbon_disulfide	7.15	76	3808	0.18	ppbV	100	<RL
23) Hexane	9.30	57	2338520	187.19	ppbV	97	
26) Dichloroethane,_1,2-	10.20	62	2349	0.34	ppbV #	88	
28) Benzene	10.99	78	8645	0.34	ppbV #	95	
30) Cyclohexane	11.31	56	446415	30.97	ppbV	98	
34) Trimethylpentane,_2,2,4-	12.27	57	763299m	47.53	ppbV		
35) Heptane	12.58	43	1827096	121.25	ppbV #	68	
41) Toluene	14.45	91	11443	0.43	ppbV	97	
44) Tetrachloroethylene	15.92	166	283948	29.94	ppbV	97	
56) Trimethylbenzene,_1,2,4-	21.03	105	29760	1.17	ppbV	98	

(#) = qualifier out of range (m) = manual integration (+) = signals summed

Quantitation Report (QT Reviewed)

Data Path : C:\MSDChem\1\DATA\Aug06\
Data File : 080901.D
Acq On : 09 Aug 06 14:33
Operator : .
Sample : 60419-07 x 25 dil.
Misc : .
ALS Vial : 1 Sample Multiplier: 1

Quant Time: Aug 09 15:55:40 2006
Quant Method : C:\MSDCHEM\1\METHODS\PAL0726.M
Quant Title : TO-15
QLast Update : Tue Aug 01 10:35:23 2006
Response via : Initial Calibration

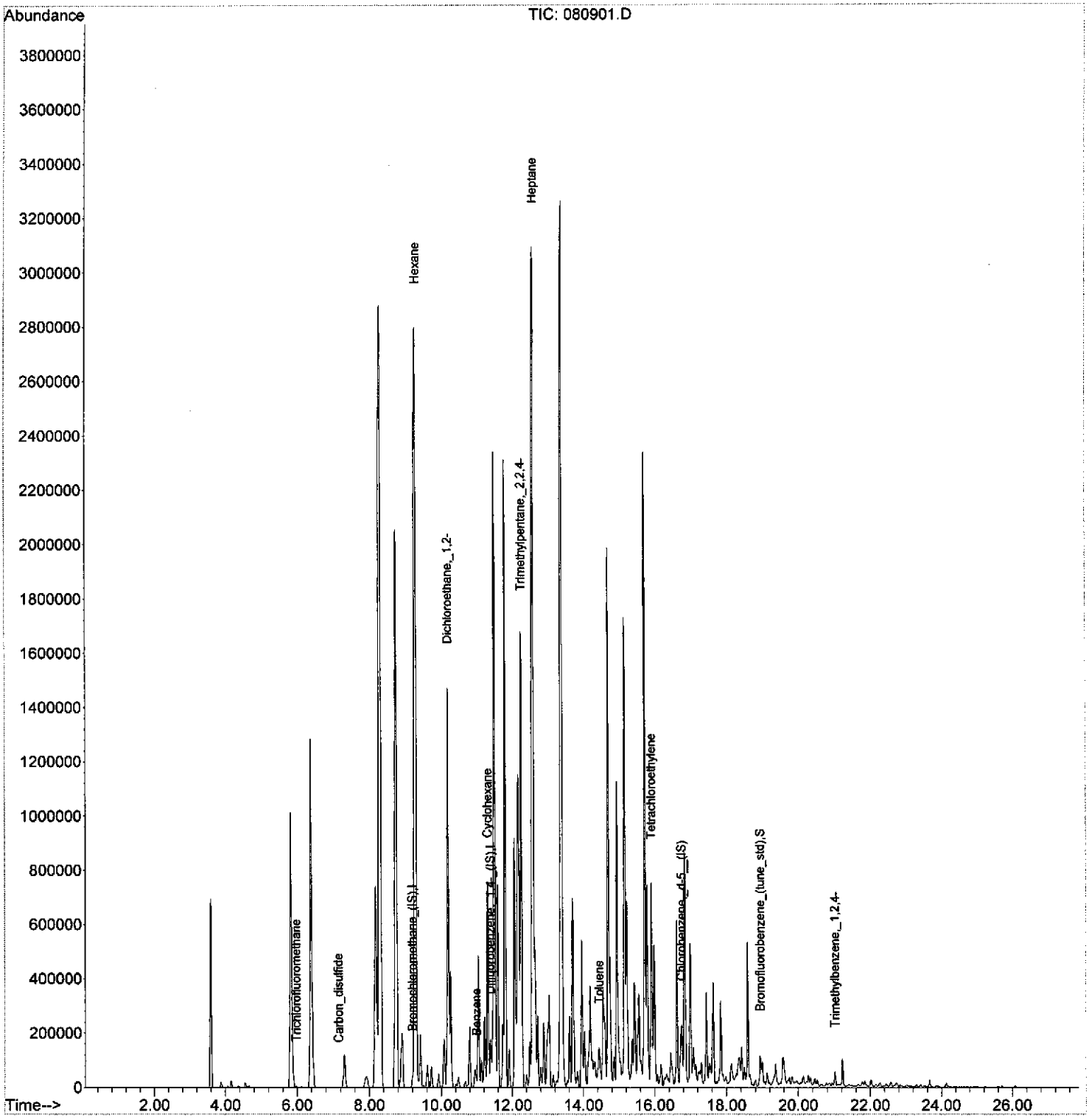

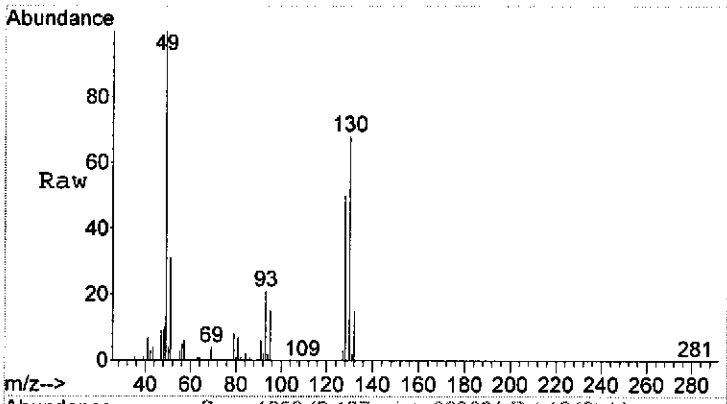

#1
Bromochloromethane_(IS)
Concen: 10.00 ppbV
RT: 9.20 min Scan# 1653
Delta R.T. 0.01 min
Lab File: 080901.D
Acq: 09 Aug 06 14:33

Tgt Ion:130 Resp: 19213

Ion	Ratio	Lower	Upper
130	100		
130	100.0	80.0	120.0
128	79.6	66.4	99.6

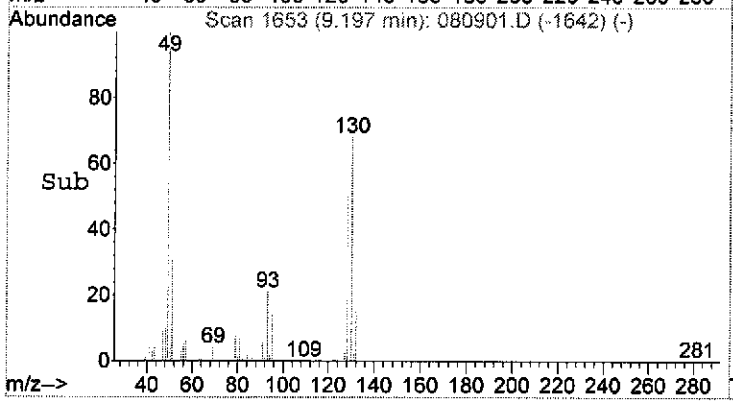

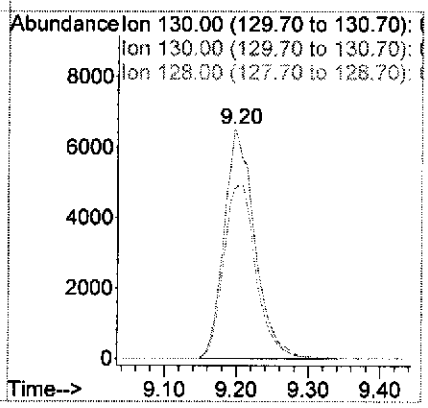

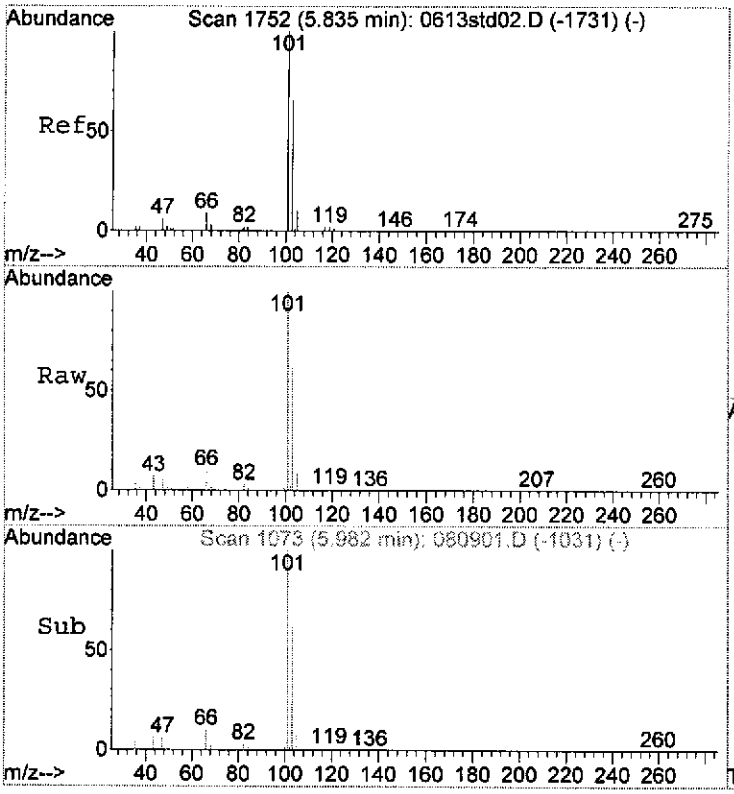

#11
Trichlorofluoromethane
Concen: 0.72 ppbV
RT: 5.98 min Scan# 1073
Delta R.T. 0.03 min
Lab File: 080901.D
Acq: 09 Aug 06 14:33

Tgt Ion:101 Resp: 7097

Ion	Ratio	Lower	Upper
101	100		
101	100.0	80.0	120.0
103	62.8	47.2	70.8

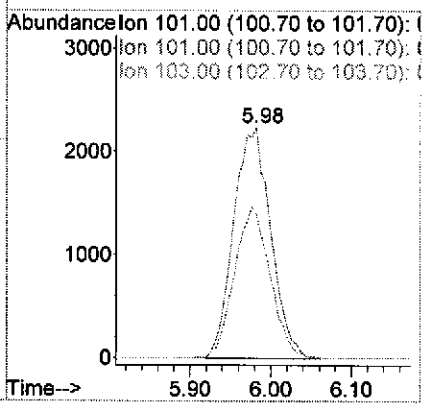

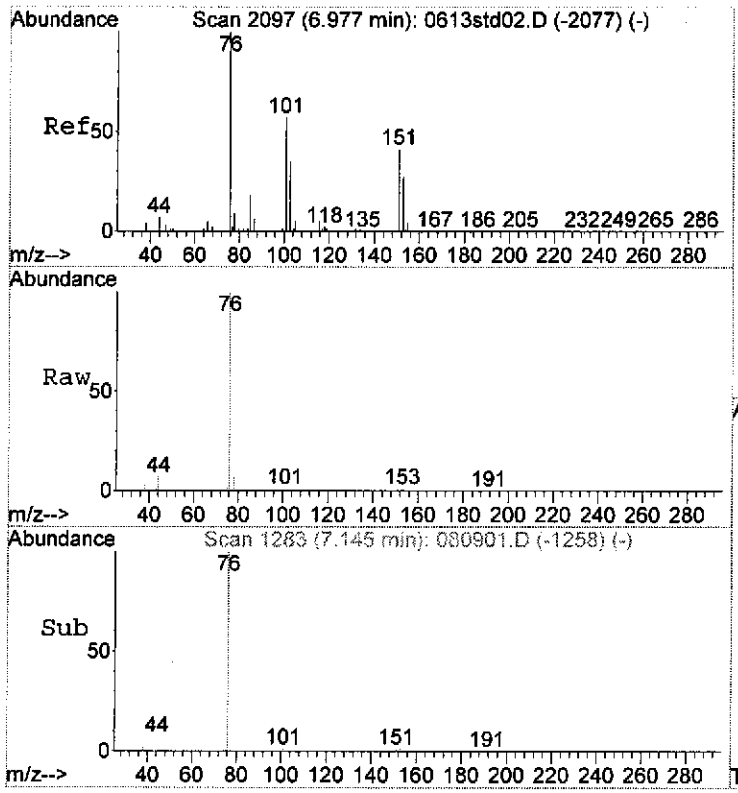

#17
Carbon_disulfide
Concen: 0.18 ppbV
RT: 7.15 min Scan# 1283
Delta R.T. 0.04 min
Lab File: 080901.D
Acq: 09 Aug 06 14:33

Tgt Ion: 76 Resp: 3808

Ion	Ratio	Lower	Upper
76	100		
76	100.0	80.0	120.0
44	7.1	6.0	9.0

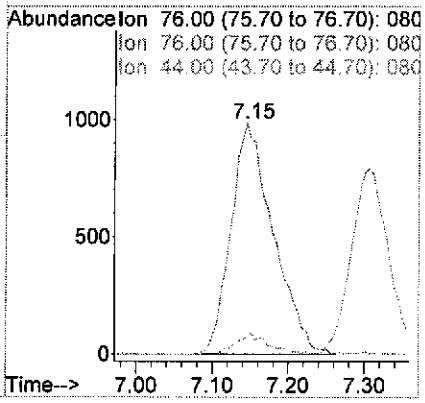

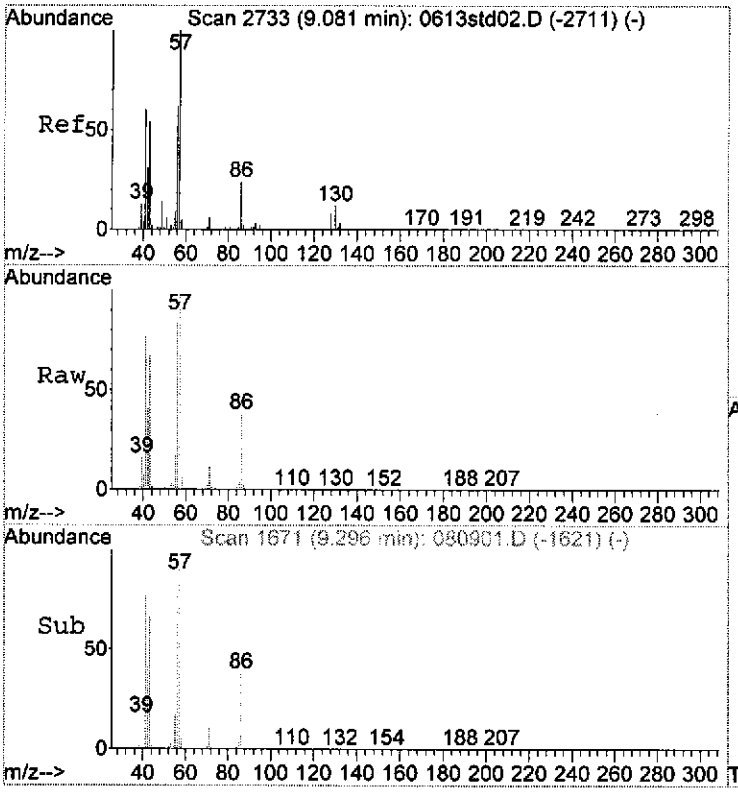

#23
Hexane
Concen: 187.19 ppbV
RT: 9.30 min Scan# 1671
Delta R.T. 0.08 min
Lab File: 080901.D
Acq: 09 Aug 06 14:33

Tgt Ion: 57 Resp: 2338520

Ion	Ratio	Lower	Upper
57	100		
57	100.0	80.0	120.0
41	75.9	55.2	82.8

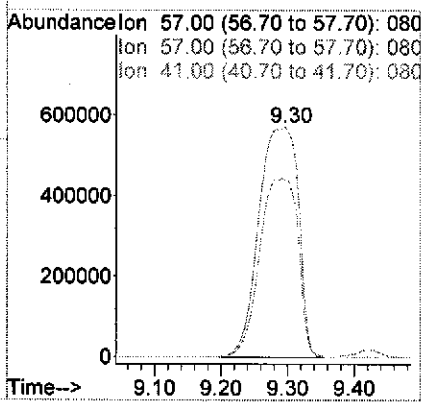

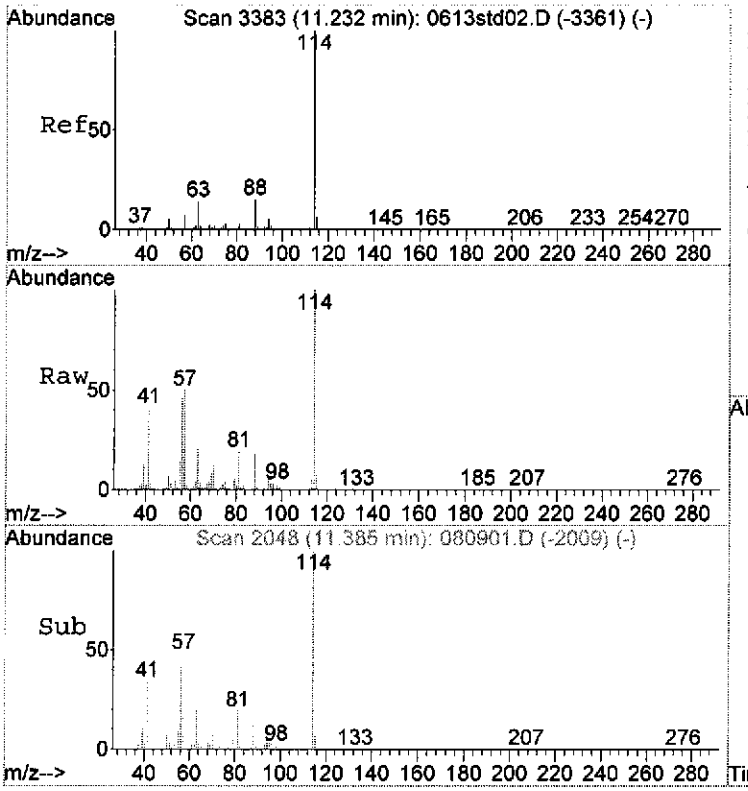

#25
Difluorobenzene,_1,4-_(IS)
Concen: 10.00 ppbV
RT: 11.39 min Scan# 2048
Delta R.T. 0.02 min
Lab File: 080901.D
Acq: 09 Aug 06 14:33

Tgt Ion:114 Resp: 93965

Ion	Ratio	Lower	Upper
114	100		
114	100.0	80.0	120.0
63	21.3	16.0	24.0

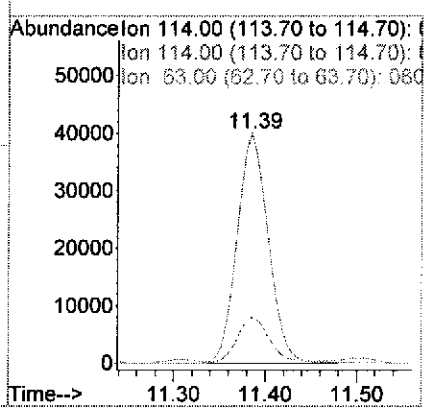

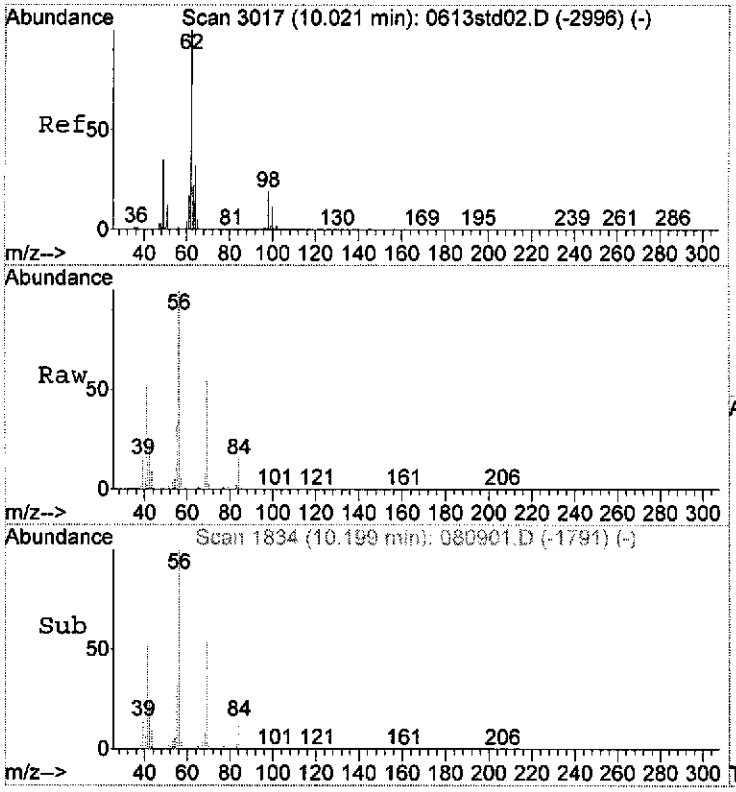

#26
Dichloroethane,_1,2-
Concen: 0.34 ppbV
RT: 10.20 min Scan# 1834
Delta R.T. 0.04 min
Lab File: 080901.D
Acq: 09 Aug 06 14:33

Tgt Ion: 62 Resp: 2349

Ion	Ratio	Lower	Upper
62	100		
62	100.0	80.0	120.0
49	68.3	33.6	50.4#

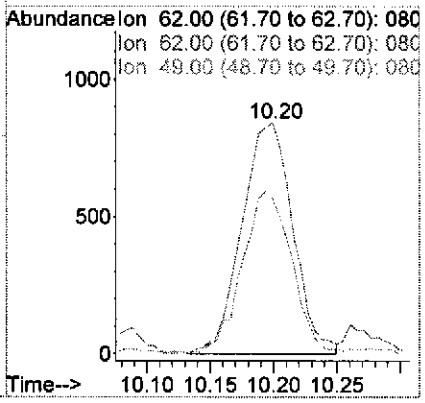

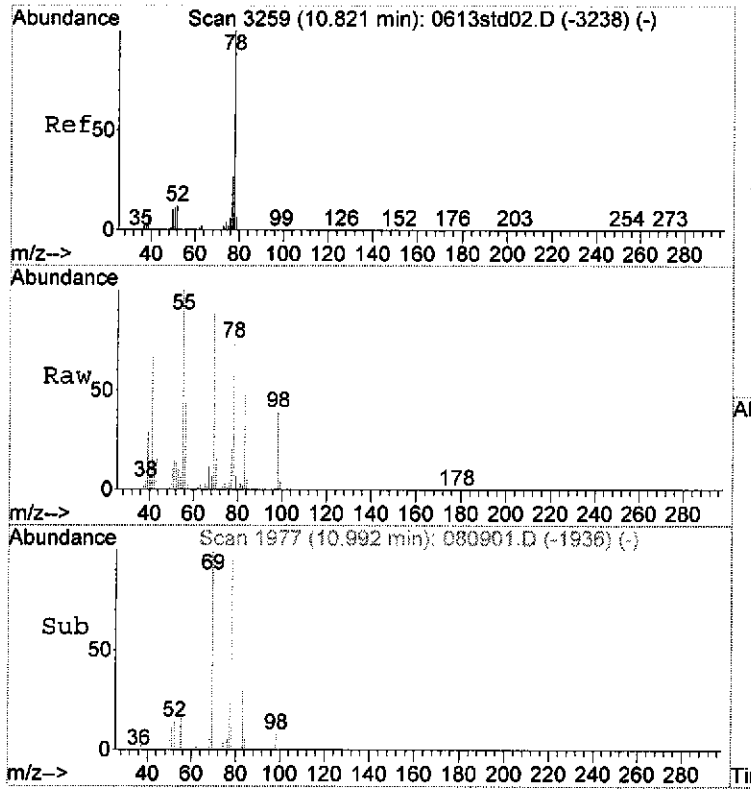

#28
Benzene
Concen: 0.34 ppbV
RT: 10.99 min Scan# 1977
Delta R.T. 0.03 min
Lab File: 080901.D
Acq: 09 Aug 06 14:33

Tgt Ion: 78 Resp: 8645

Ion	Ratio	Lower	Upper
78	100		
78	100.0	80.0	120.0
77	23.2	28.0	42.0#

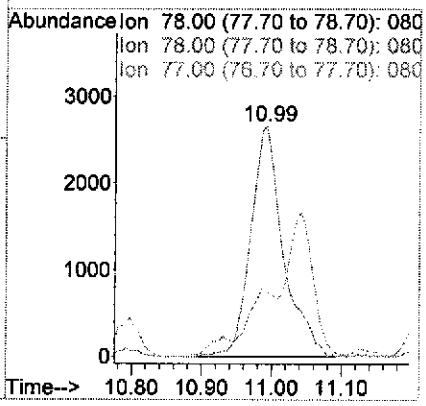

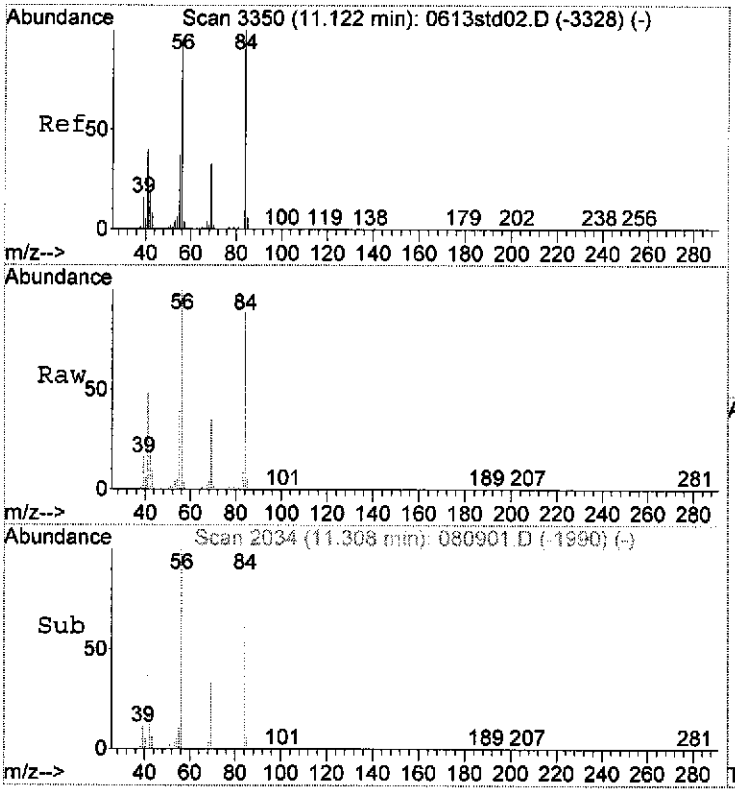

#30
Cyclohexane
Concen: 30.97 ppbV
RT: 11.31 min Scan# 2034
Delta R.T. 0.04 min
Lab File: 080901.D
Acq: 09 Aug 06 14:33

Tgt Ion: 56 Resp: 446415

Ion	Ratio	Lower	Upper
56	100		
56	100.0	80.0	120.0
84	89.9	68.0	102.0

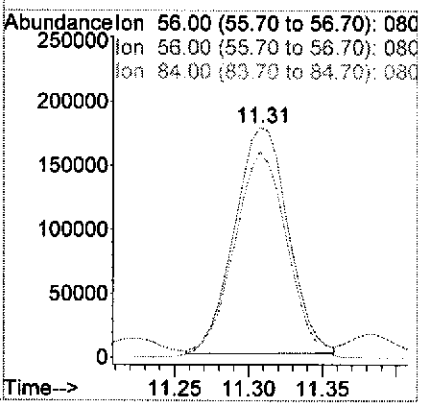

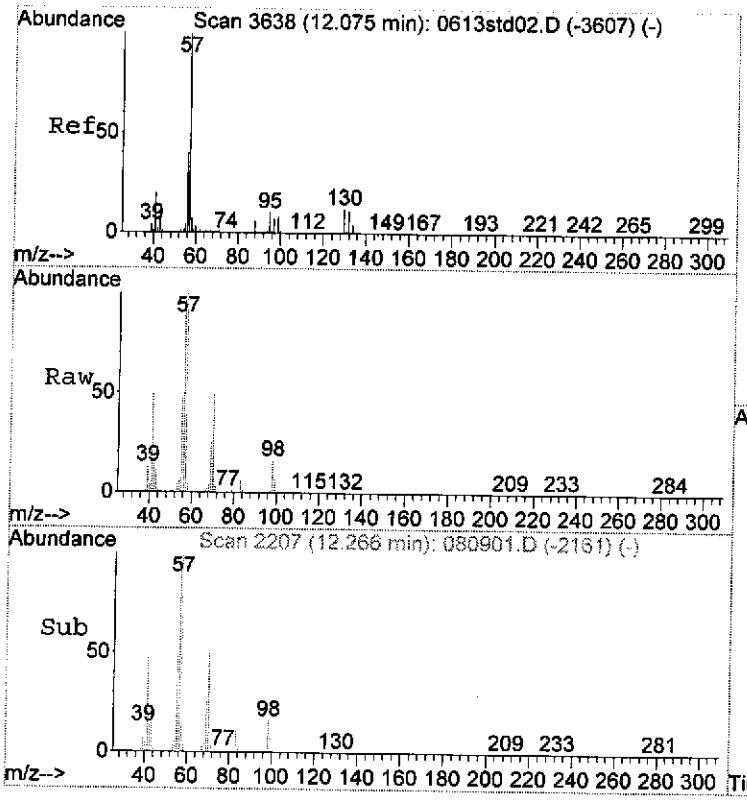

#34
Trimethylpentane,_2,2,4-
Concen: 47.53 ppbV m
RT: 12.27 min Scan# 2207
Delta R.T. 0.06 min
Lab File: 080901.D
Acq: 09 Aug 06 14:33

Tgt Ion: 57 Resp: 763299

Ion	Ratio	Lower	Upper
57	100		
57	15.0	80.0	120.0#
56	0.0	34.4	51.6#

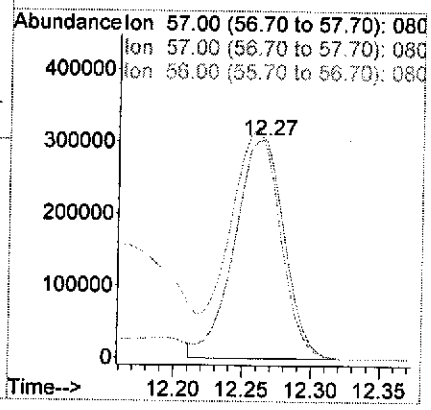

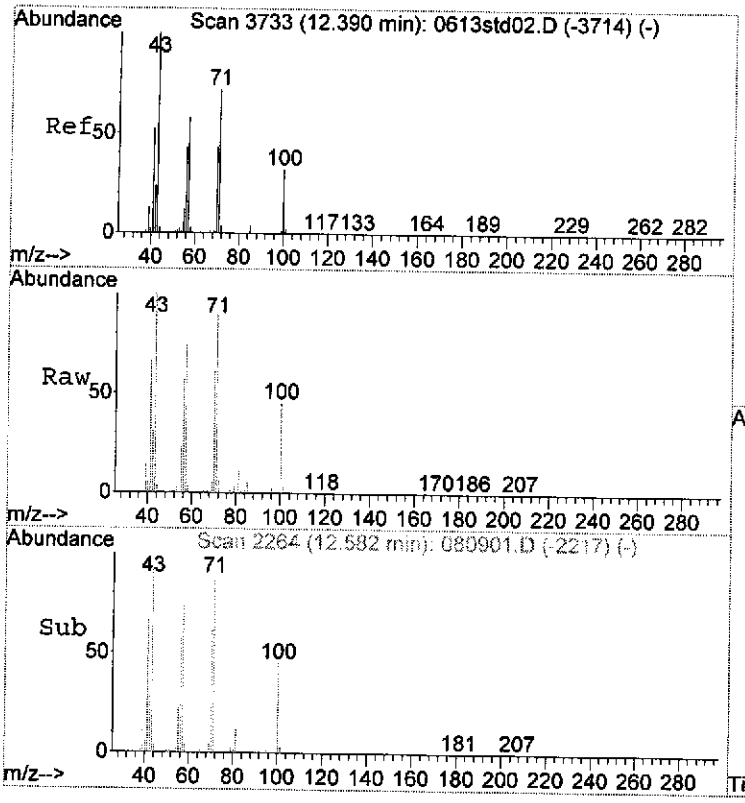

#35
Heptane
Concen: 121.25 ppbV
RT: 12.58 min Scan# 2264
Delta R.T. 0.06 min
Lab File: 080901.D
Acq: 09 Aug 06 14:33

Tgt Ion: 43 Resp: 1827096

Ion	Ratio	Lower	Upper
43	100		
43	100.0	80.0	120.0
71	0.0	51.2	76.8#

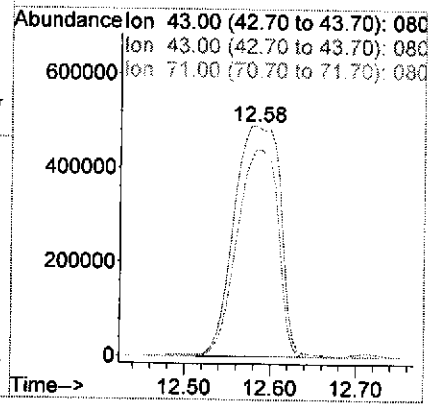

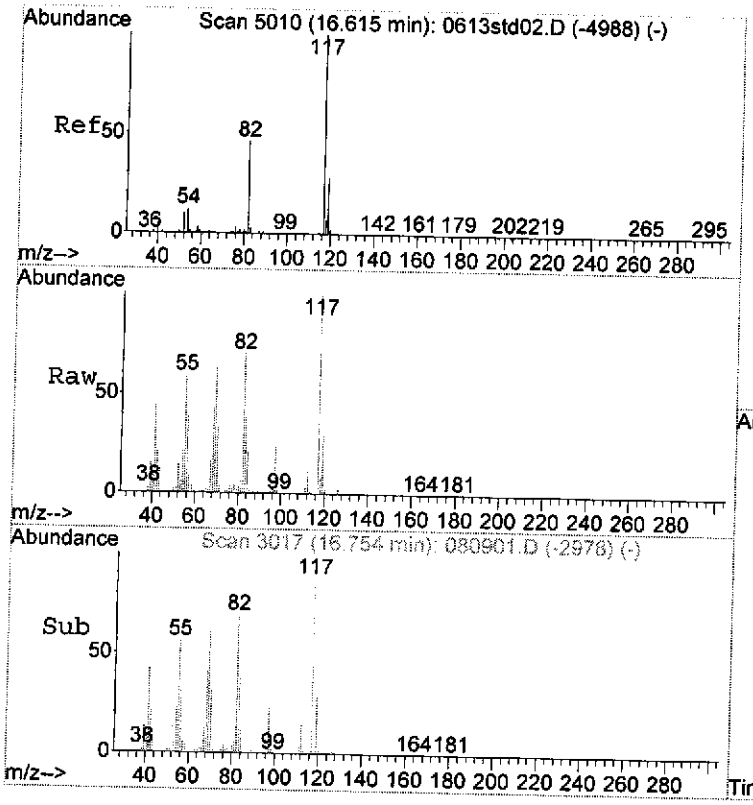

#40
Chlorobenzene,_d-5__(IS)
Concen: 10.00 ppbV
RT: 16.75 min Scan# 3017
Delta R.T. 0.01 min
Lab File: 080901.D
Acq: 09 Aug 06 14:33

Tgt Ion:117 Resp: 69211

Ion	Ratio	Lower	Upper
117	100		
117	100.0	80.0	120.0
82	0.0	49.6	74.4#

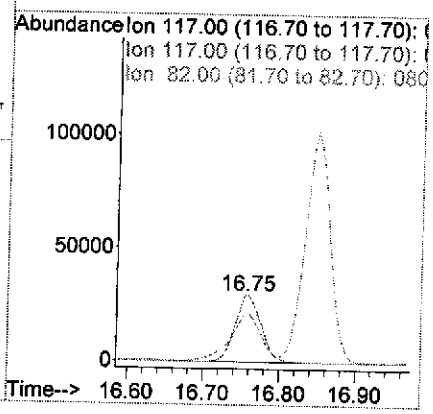

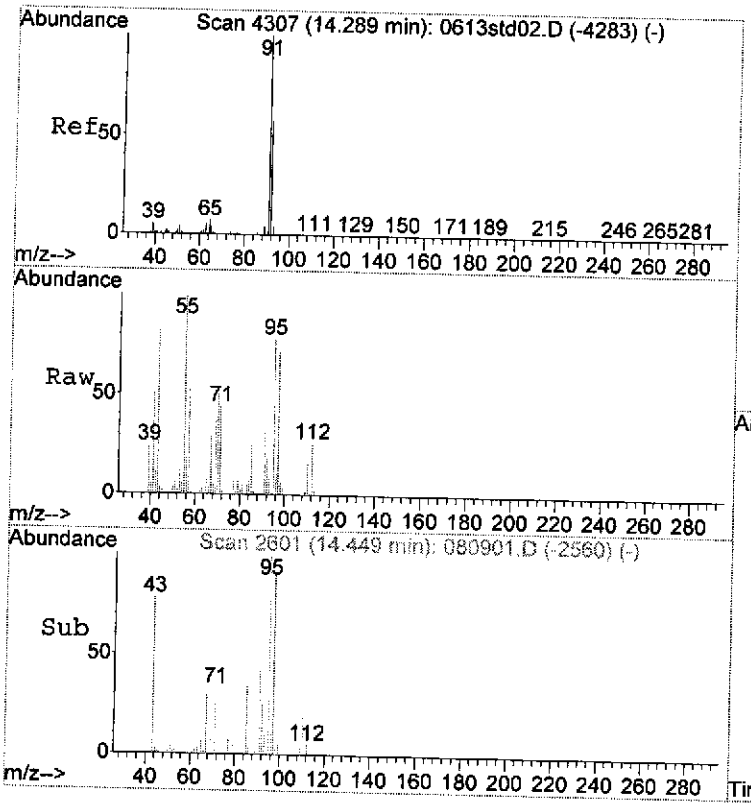

#41
Toluene
Concen: 0.43 ppbV
RT: 14.45 min Scan# 2601
Delta R.T. 0.03 min
Lab File: 080901.D
Acq: 09 Aug 06 14:33

Tgt Ion: 91 Resp: 11443

Ion	Ratio	Lower	Upper
91	100		
91	100.0	80.0	120.0
92	58.3	51.2	76.8

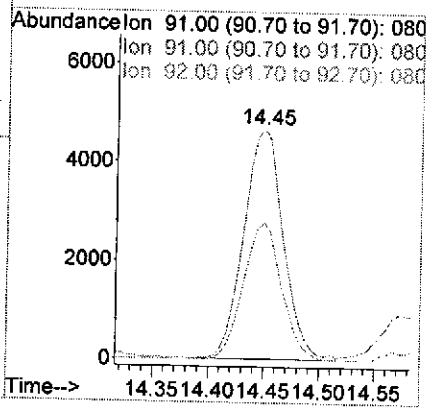

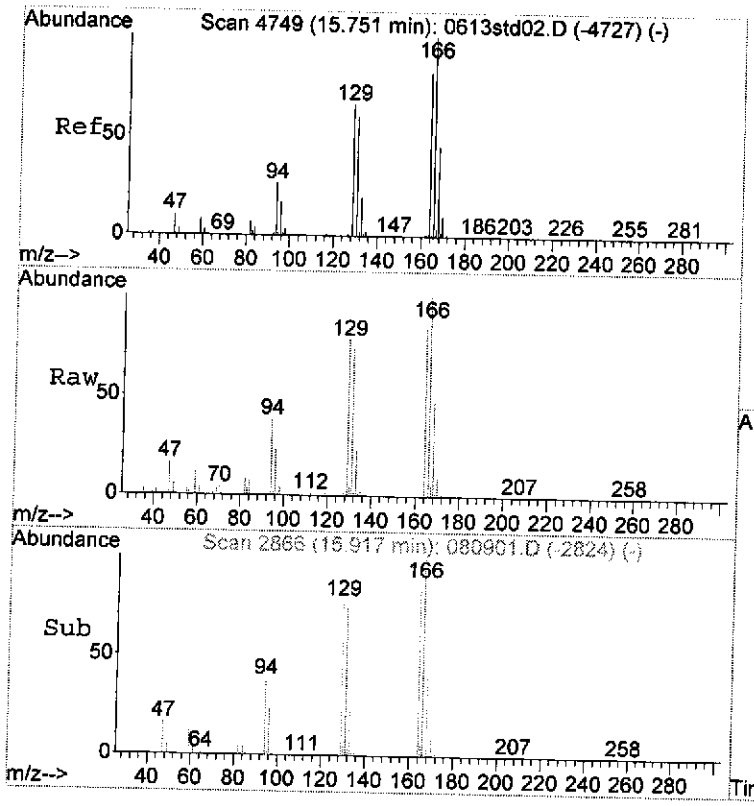

#44
Tetrachloroethylene
Concen: 29.94 ppbV
RT: 15.92 min Scan# 2866
Delta R.T. 0.03 min
Lab File: 080901.D
Acq: 09 Aug 06 14:33

Tgt Ion:166 Resp: 283948

Ion	Ratio	Lower	Upper
166	100		
166	100.0	80.0	120.0
164	84.2	72.8	109.2

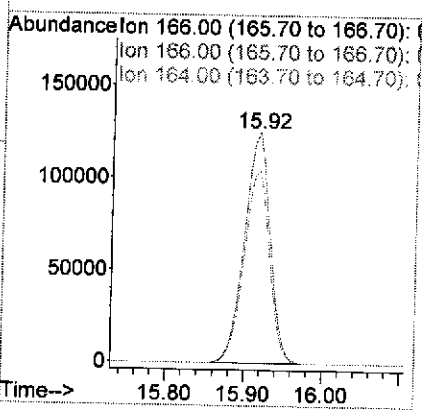

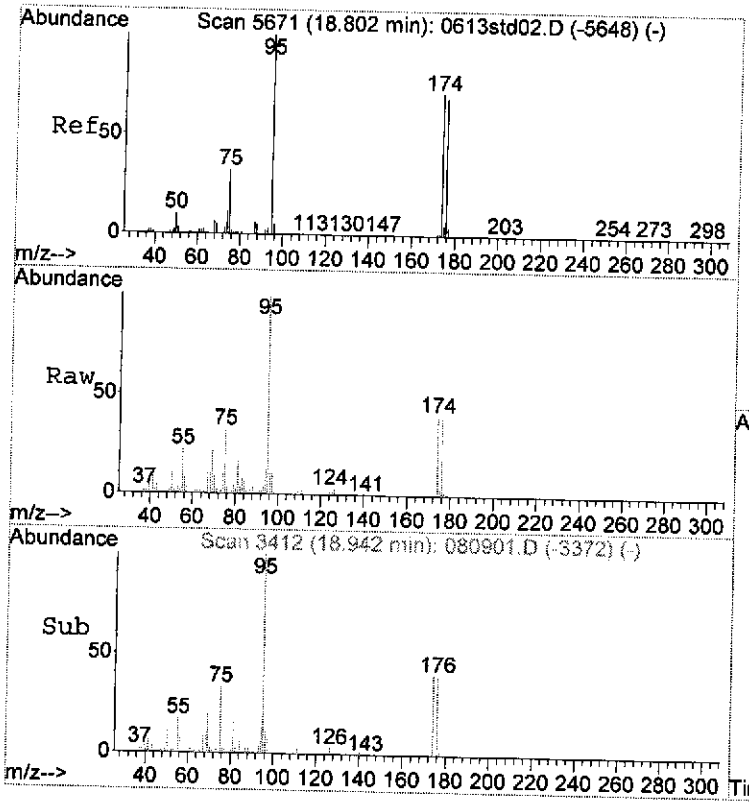

#52
Bromofluorobenzene_(tune_std)
Concen: N.D. ppbV
RT: 18.94 min Scan# 3412
Delta R.T. 0.02 min
Lab File: 080901.D
Acq: 09 Aug 06 14:33

Tgt Ion: 95 Resp: 61356

Ion	Ratio	Lower	Upper
95	100		
95	100.0	80.0	120.0
174	38.6	47.2	70.8#

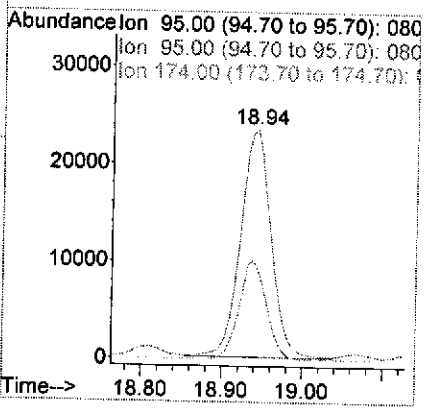

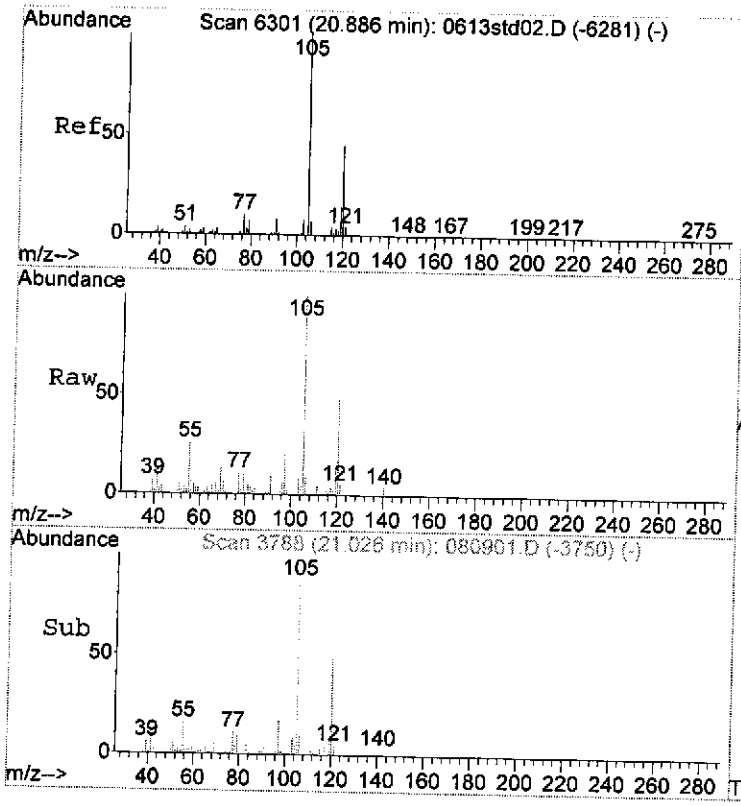

#56
Trimethylbenzene,_1,2,4-
Concen: 1.17 ppbV
RT: 21.03 min Scan# 3788
Delta R.T. 0.01 min
Lab File: 080901.D
Acq: 09 Aug 06 14:33

Tgt Ion:105 Resp: 29760

Ion	Ratio	Lower	Upper
105	100		
105	100.0	80.0	120.0
120	48.1	41.6	62.4

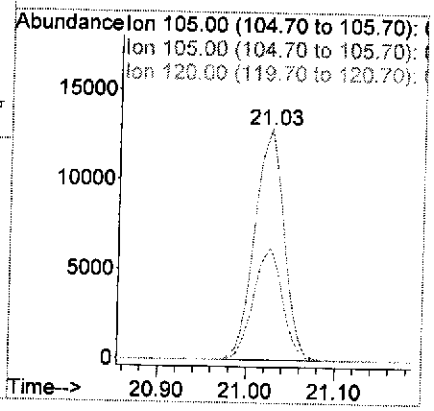

Quantitation Report (QT Reviewed)

Data Path : C:\MSDChem\1\DATA\Aug06\
Data File : 080705.D
Acq On : 07 Aug 06 16:03
Operator : .
Sample : 60419-07 x 1000 dil.
Misc : .
ALS Vial : 1 Sample Multiplier: 1

Quant Time: Aug 10 09:31:31 2006
Quant Method : C:\MSDCHEM\1\METHODS\PAL0726.M
Quant Title : TO-15
QLast Update : Mon Aug 07 10:49:25 2006
Response via : Initial Calibration

Internal Standards	R.T.	QIon	Response	Conc Units	Dev(Min)
1) Bromochloromethane_(IS)	9.17	130	27239	10.00 ppbV	-0.02
25) Difluorobenzene,_1,4-_(IS)	11.36	114	145959	10.00 ppbV	-0.01
40) Chlorobenzene,_d-5__(IS)	16.74	117	124336	10.00 ppbV	0.00
System Monitoring Compounds					
52) Bromofluorobenzene_(tune_s	18.93	95	74619	9.85 ppbV	0.00
Spiked Amount 10.000	Range	75 - 125	Recovery	= 98.50%	
Target Compounds					Qvalue
23) Hexane	9.22	57	93376	5.27 ppbV	99
30) Cyclohexane	11.26	56	17307	0.77 ppbV	96
34) Trimethylpentane,_2,2,4-	12.21	57	15838	0.63 ppbV #	80
35) Heptane	12.52	43	51657	2.21 ppbV	100

(#) = qualifier out of range (m) = manual integration (+) = signals summed

Quantitation Report (QT Reviewed)

Data Path : C:\MSDChem\1\DATA\Aug06\
Data File : 080705.D
Acq On : 07 Aug 06 16:03
Operator : .
Sample : 60419-07 x 1000 dil.
Misc : .
ALS Vial : 1 Sample Multiplier: 1

Quant Time: Aug 10 09:31:31 2006
Quant Method : C:\MSDCHEM\1\METHODS\PAL0726.M
Quant Title : TO-15
QLast Update : Mon Aug 07 10:49:25 2006
Response via : Initial Calibration

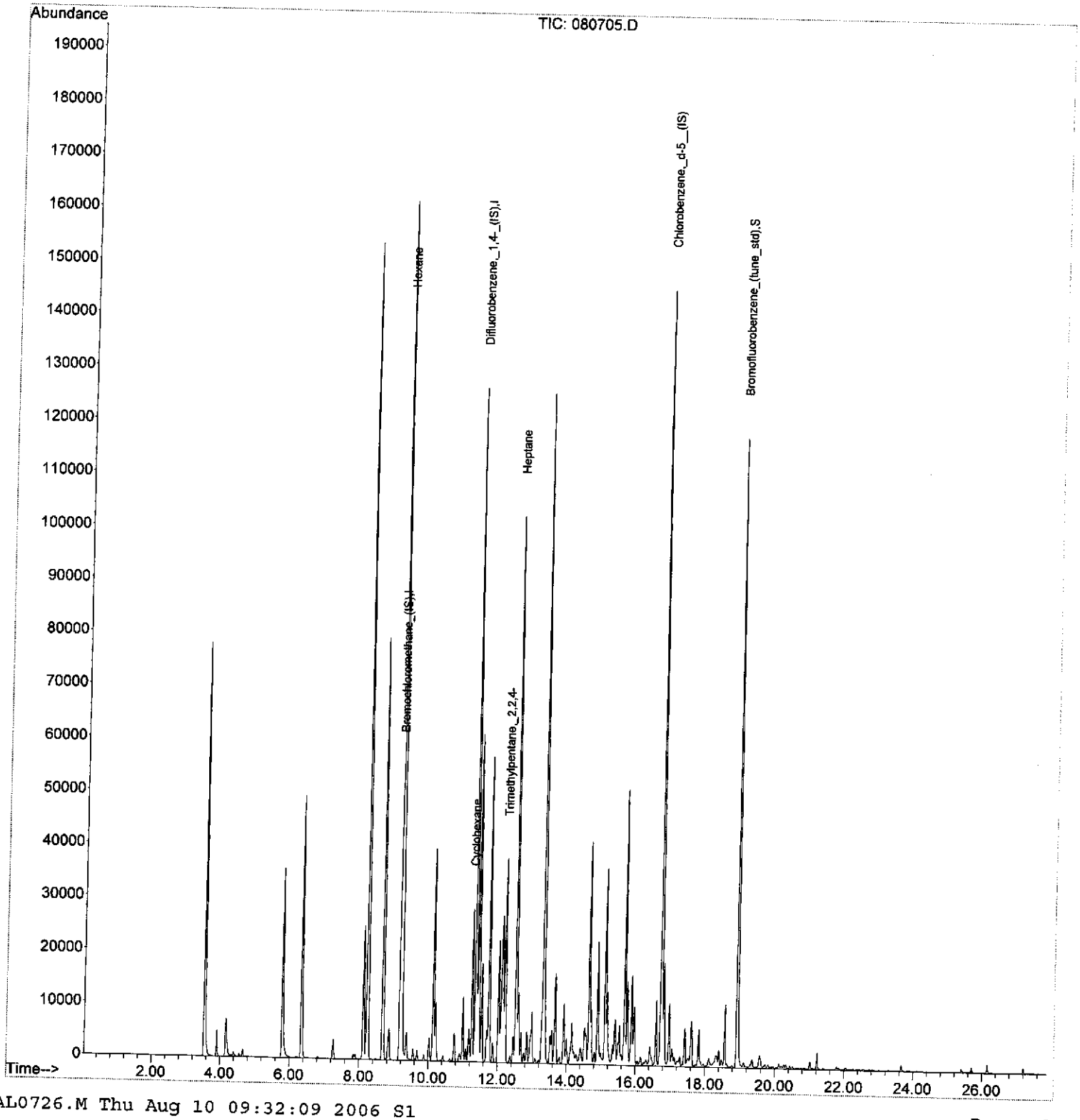

PAL0726.M Thu Aug 10 09:32:09 2006 S1

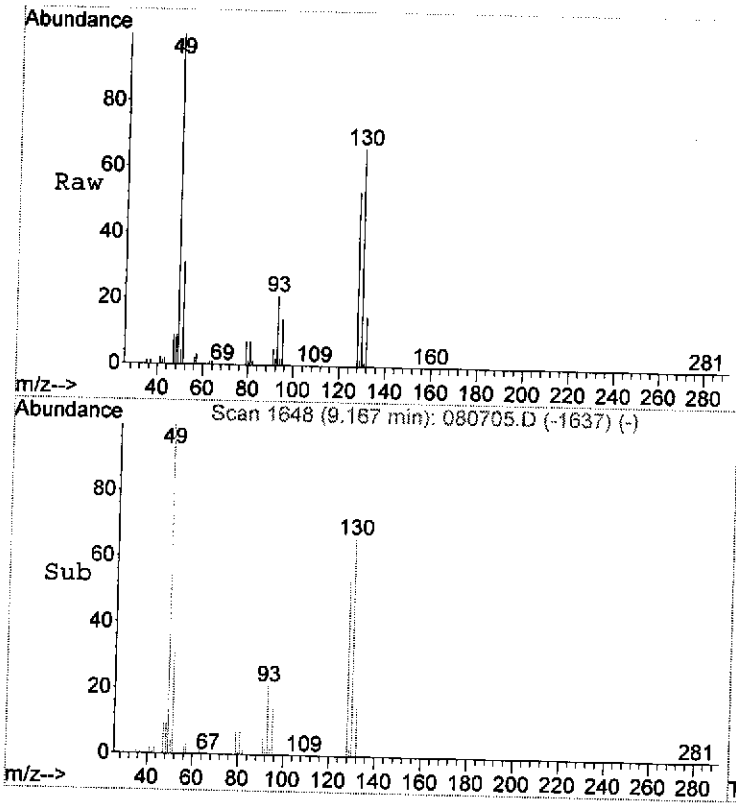

#1
Bromochloromethane_(IS)
Concen: 10.00 ppbV
RT: 9.17 min Scan# 1648
Delta R.T. -0.02 min
Lab File: 080705.D
Acq: 07 Aug 06 16:03

Tgt Ion:130 Resp: 27239

Ion	Ratio	Lower	Upper
130	100		
130	100.0	80.0	120.0
128	77.9	66.4	99.6

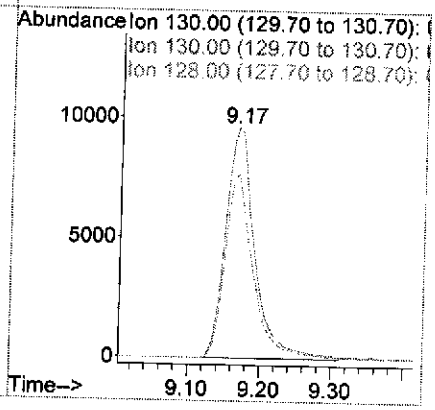

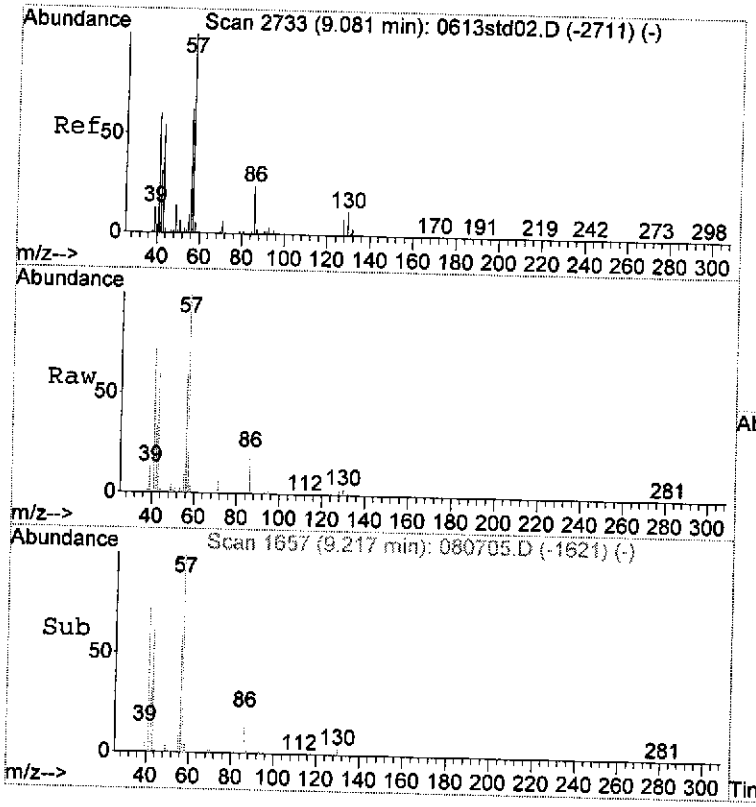

#23
Hexane
Concen: 5.27 ppbV
RT: 9.22 min Scan# 1657
Delta R.T. -0.00 min
Lab File: 080705.D
Acq: 07 Aug 06 16:03

Tgt Ion: 57 Resp: 93376

Ion	Ratio	Lower	Upper
57	100		
57	100.0	80.0	120.0
41	70.9	55.2	82.8

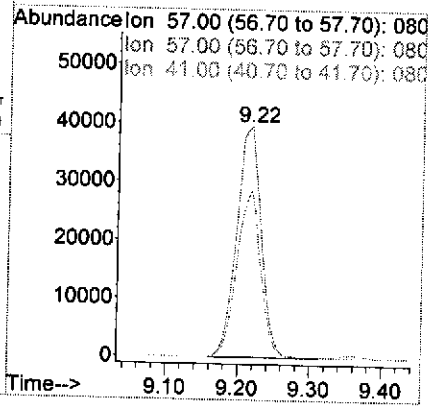

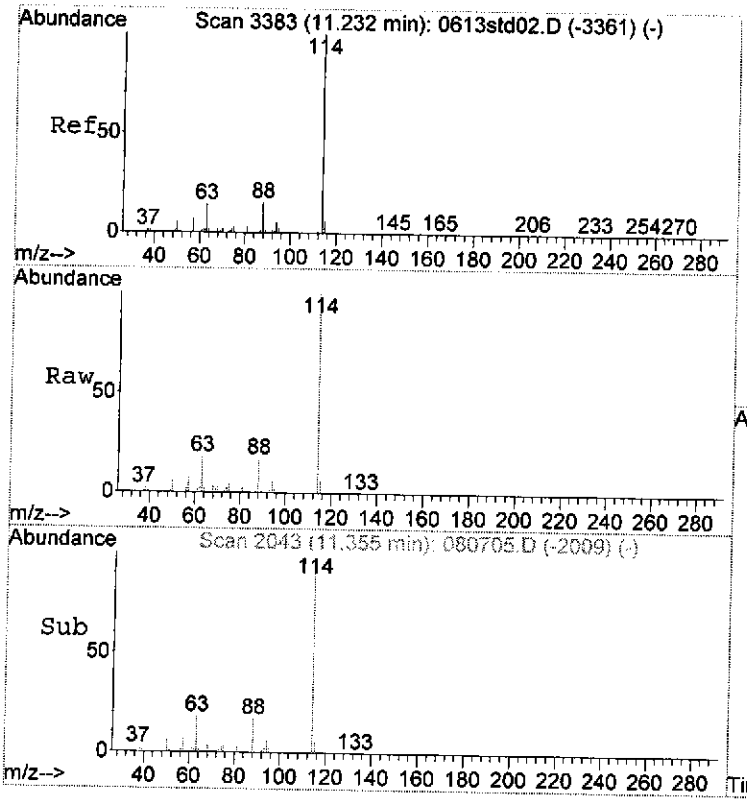

#25
Difluorobenzene,_1,4-_(IS)
Concen: 10.00 ppbV
RT: 11.36 min Scan# 2043
Delta R.T. -0.01 min
Lab File: 080705.D
Acq: 07 Aug 06 16:03

Tgt Ion:114 Resp: 145959

Ion	Ratio	Lower	Upper
114	100		
114	100.0	80.0	120.0
63	18.4	16.0	24.0

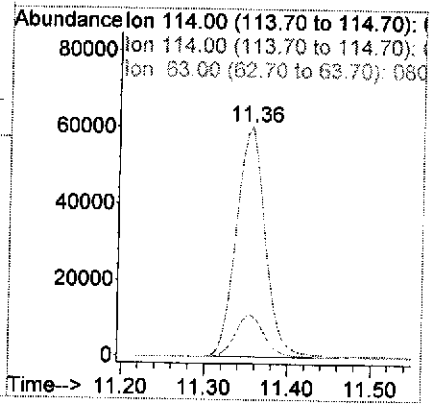

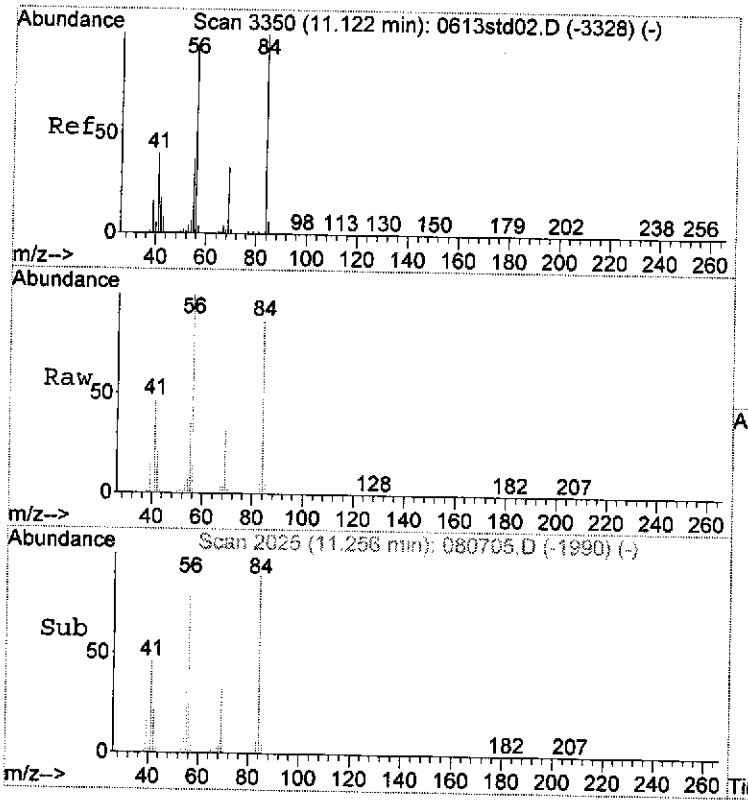

#30
Cyclohexane
Concen: 0.77 ppbV
RT: 11.26 min Scan# 2025
Delta R.T. -0.01 min
Lab File: 080705.D
Acq: 07 Aug 06 16:03

Tgt Ion: 56 Resp: 17307

Ion	Ratio	Lower	Upper
56	100		
56	100.0	80.0	120.0
84	92.0	68.0	102.0

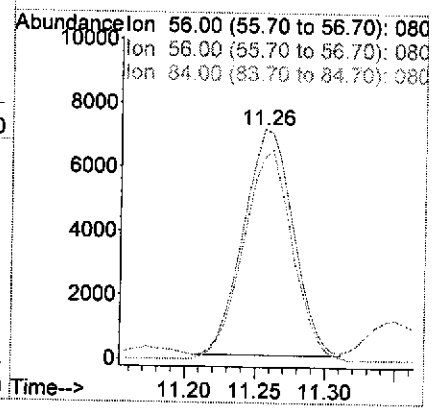

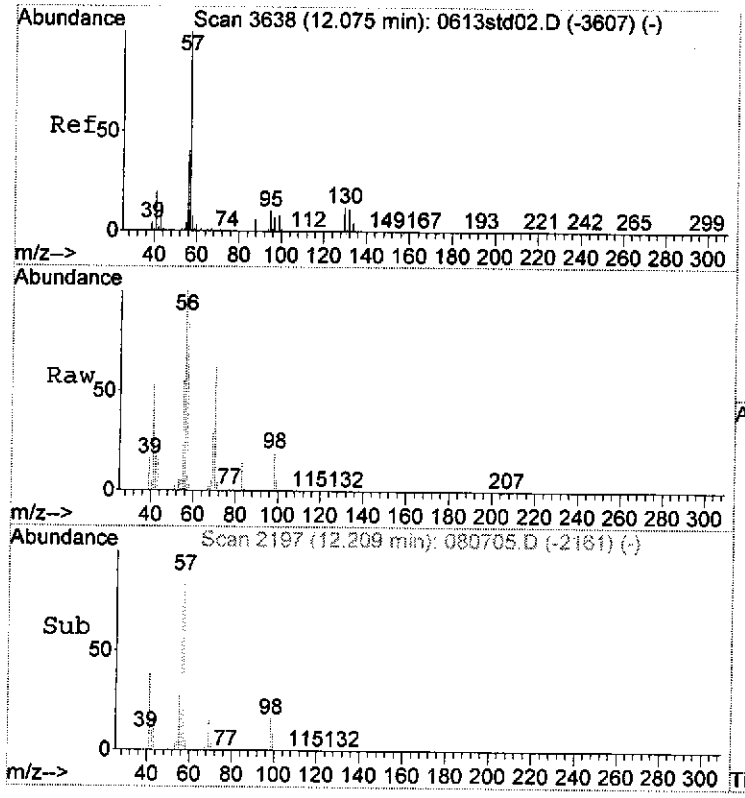

#34
Trimethylpentane,_2,2,4-
Concen: 0.63 ppbV
RT: 12.21 min Scan# 2197
Delta R.T. -0.00 min
Lab File: 080705.D
Acq: 07 Aug 06 16:03

Tgt Ion: 57 Resp: 15838

Ion	Ratio	Lower	Upper
57	100		
57	100.0	80.0	120.0
56	0.0	34.4	51.6#

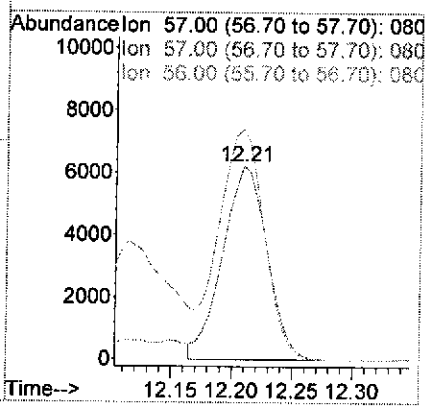

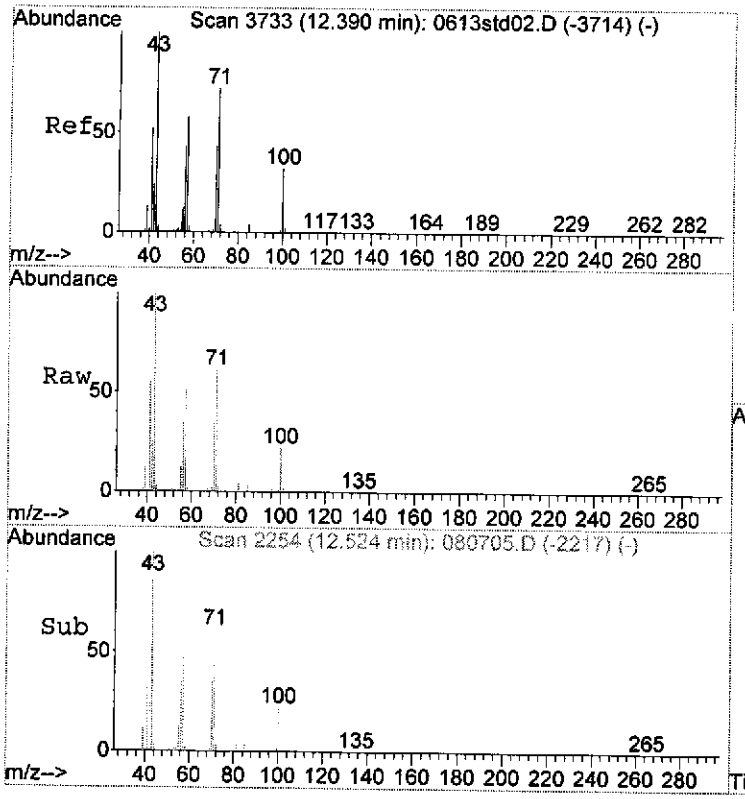

#35
Heptane
Concen: 2.21 ppbV
RT: 12.52 min Scan# 2254
Delta R.T. 0.00 min
Lab File: 080705.D
Acq: 07 Aug 06 16:03

Tgt Ion: 43 Resp: 51657

Ion	Ratio	Lower	Upper
43	100		
43	100.0	80.0	120.0
71	63.7	51.2	76.8

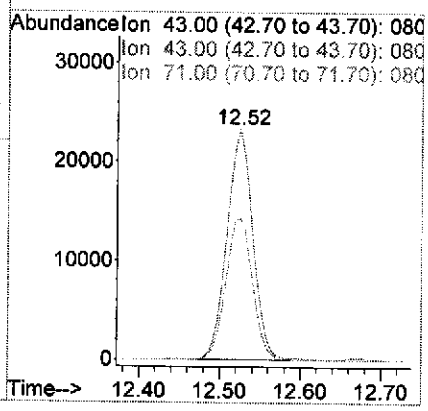

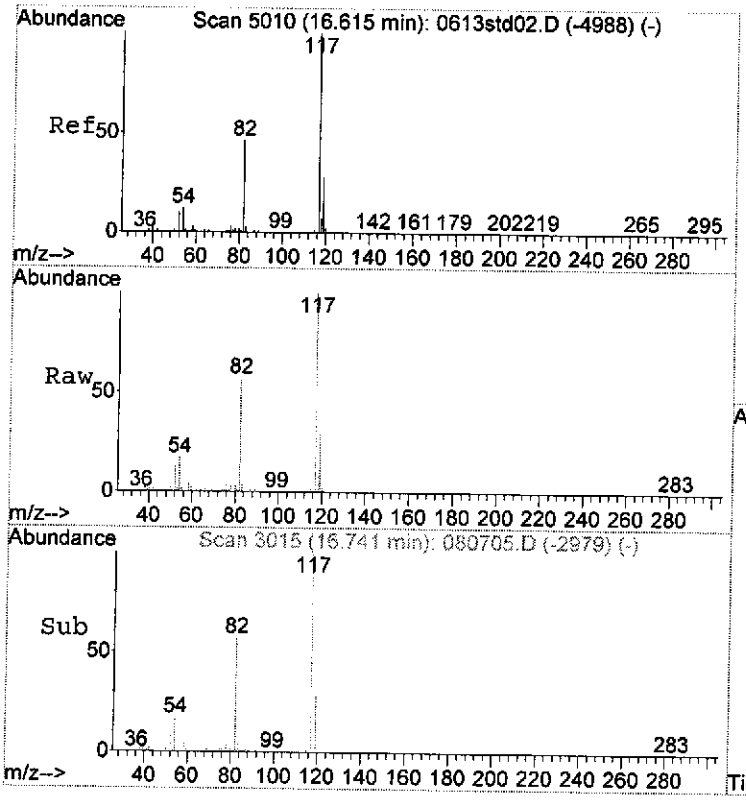

#40
Chlorobenzene,_d-5__(IS)
Concen: 10.00 ppbV
RT: 16.74 min Scan# 3015
Delta R.T. 0.00 min
Lab File: 080705.D
Acq: 07 Aug 06 16:03

Tgt Ion:117 Resp: 124336

Ion	Ratio	Lower	Upper
117	100		
117	100.0	80.0	120.0
82	58.6	49.6	74.4

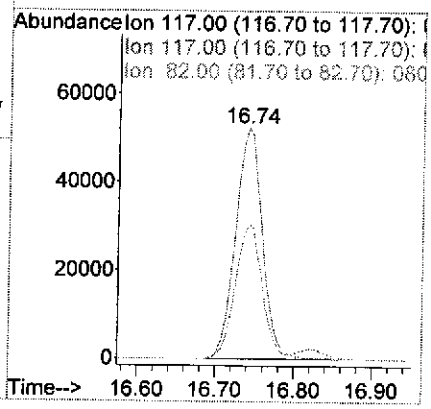

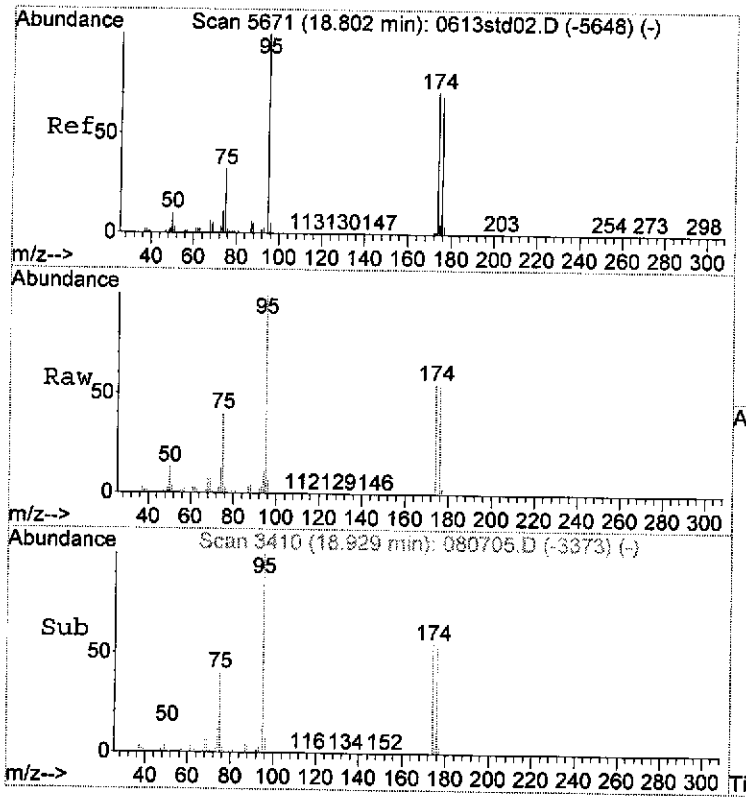

#52
Bromofluorobenzene_(tune_std)
Concen: Below ppbV
RT: 18.93 min Scan# 3410
Delta R.T. 0.01 min
Lab File: 080705.D
Acq: 07 Aug 06 16:03

Tgt Ion: 95 Resp: 74619

Ion	Ratio	Lower	Upper
95	100		
95	100.0	80.0	120.0
174	58.2	47.2	70.8

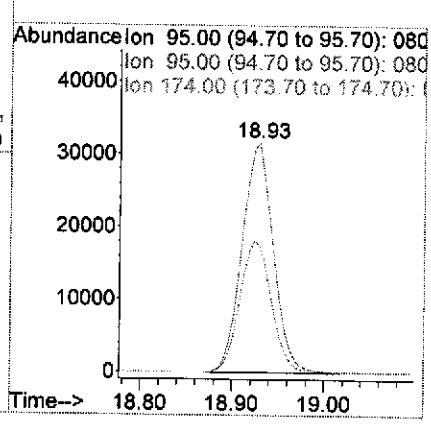

Quantitation Report (QT Reviewed)

Data Path : C:\MSDChem\1\DATA\Aug06\
Data File : 080202.D
Acq On : 02 Aug 2006 12:27
Operator : .
Sample : 60419-08.
Misc : .
ALS Vial : 1 Sample Multiplier: 1

Quant Time: Aug 02 14:25:48 2006
Quant Method : C:\MSDCHEM\1\METHODS\PAL0726.M
Quant Title : TO-15
QLast Update : Tue Aug 01 10:35:23 2006
Response via : Initial Calibration

Internal Standards	R.T.	QIon	Response	Conc	Units	Dev(Min)
1) Bromochloromethane_(IS)	9.22	130	36481	10.00	ppbV	0.03
25) Difluorobenzene,_1,4-_(IS)	11.39	114	200309	10.00	ppbV	0.02
40) Chlorobenzene,_d-5__(IS)	16.76	117	140346	10.00	ppbV	0.02
System Monitoring Compounds						
52) Bromofluorobenzene_(tune_s	18.94	95	97857	11.45	ppbV	0.02
Spiked Amount 10.000	Range	75 - 125	Recovery	=	114.50%	
Target Compounds						Qvalue
2) Dichlorodifluoromethane	3.96	85	14823	0.78	ppbV	100
6) Butadiene,_1,3-	4.59	54	37115	3.37	ppbV #	55
10) Acetone	5.84	43	2020097	132.06	ppbV	99
11) Trichlorofluoromethane	5.97	101	46371	2.48	ppbV	97
13) Butyl_Alcohol,_tert	6.80	59	67512m	8.32	ppbV	
14) Methylene_chloride	6.85	49	149604	10.19	ppbV	99
16) Trichloro-1,2,2-trifluoroe	7.10	101	2761	0.11	ppbV	99
17) Carbon_disulfide	7.12	76	1701706	41.46	ppbV #	98
21) Methyl_ethyl_ketone	8.55	43	154221	5.94	ppbV	100
23) Hexane	9.23	57	185344	7.81	ppbV	99
24) Chloroform	9.36	83	520913	23.65	ppbV	98
27) Trichloroethane,_1,1,1-	10.45	97	4678	0.20	ppbV	98
28) Benzene	10.98	78	46244	0.84	ppbV	97
30) Cyclohexane	11.28	56	23183	0.75	ppbV #	91
33) Trichloroethylene	12.21	130	23619	1.01	ppbV	95
34) Trimethylpentane,_2,2,4-	12.27	57	5453019m	159.30	ppbV	
35) Heptane	12.56	43	133672	4.16	ppbV	99
37) Methyl_isobutyl_ketone	13.27	43	27609	0.79	ppbV	99
41) Toluene	14.45	91	327706	6.09	ppbV	97
44) Tetrachloroethylene	15.92	166	1496458	77.80	ppbV	98
46) Ethylbenzene	17.34	91	86859	1.40	ppbV	97
47) Xylene,_m_&_p-	17.57	91	273718	2.78	ppbV	97
51) Xylene,_o-	18.26	91	114135	2.23	ppbV	99
54) Ethyltoluene,_4-	20.20	105	64735	1.05	ppbV	98
55) Trimethylbenzene,_1,3,5-	20.33	105	66915	1.24	ppbV	96
56) Trimethylbenzene,_1,2,4-	21.03	105	203923	3.94	ppbV	97

(#) = qualifier out of range (m) = manual integration (+) = signals summed

Quantitation Report (QT Reviewed)

Data Path : C:\MSDChem\1\DATA\Aug06\
Data File : 080202.D
Acq On : 02 Aug 2006 12:27
Operator : .
Sample : 60419-08.
Misc : .
ALS Vial : 1 Sample Multiplier: 1

Quant Time: Aug 02 14:25:48 2006
Quant Method : C:\MSDCHEM\1\METHODS\PAL0726.M
Quant Title : TO-15
QLast Update : Tue Aug 01 10:35:23 2006
Response via : Initial Calibration

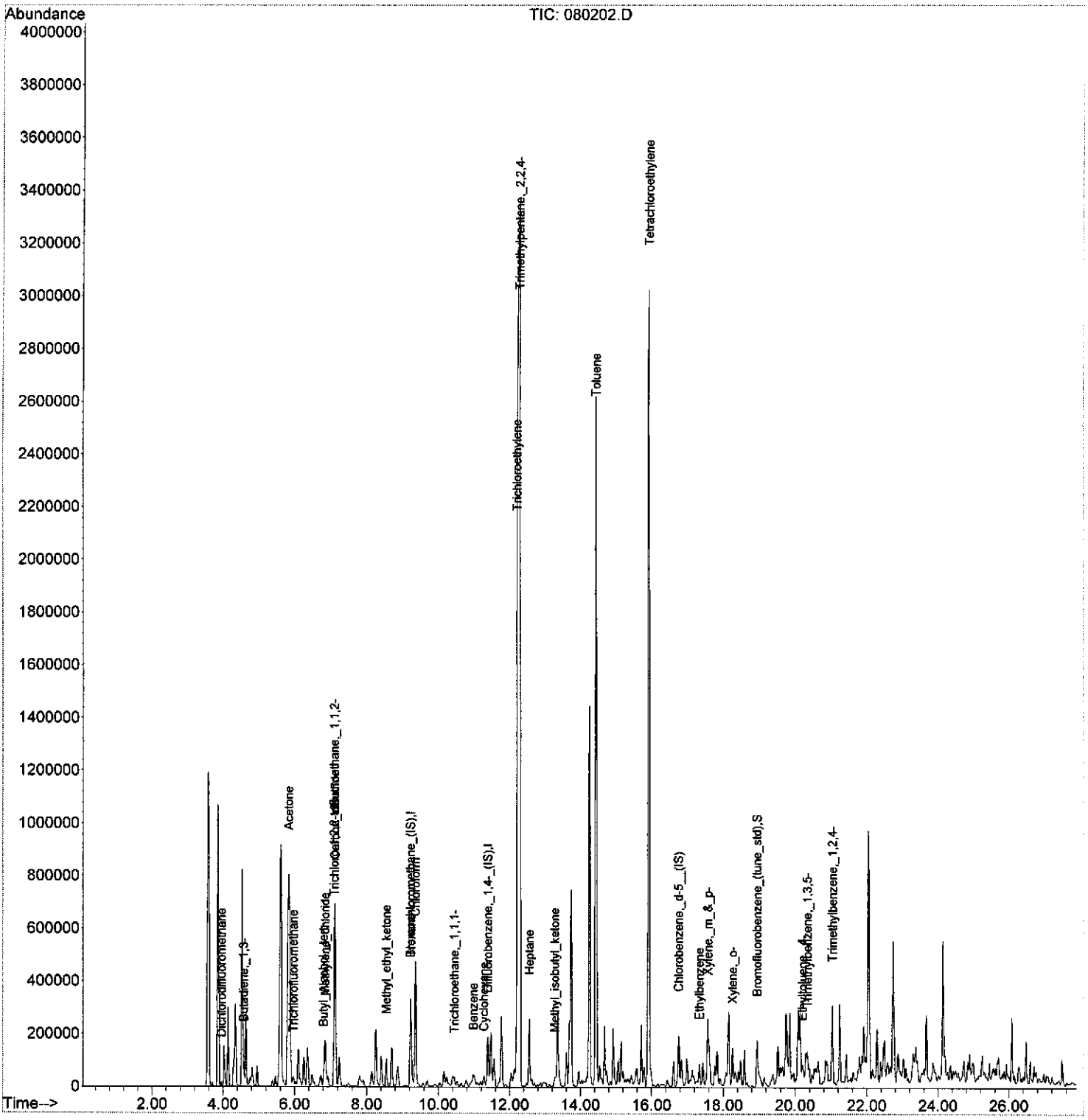

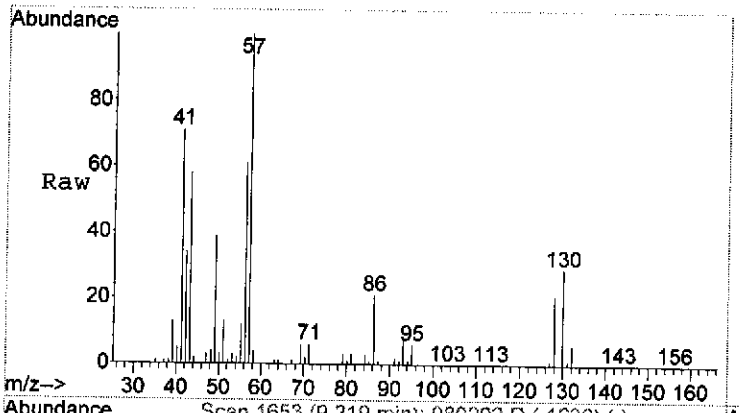

#1
Bromochloromethane_(IS)
Concen: 10.00 ppbV
RT: 9.22 min Scan# 1653
Delta R.T. 0.03 min
Lab File: 080202.D
Acq: 02 Aug 2006 12:27

Tgt Ion:130 Resp: 36481

Ion	Ratio	Lower	Upper
130	100		
130	100.0	80.0	120.0
128	79.3	66.4	99.6

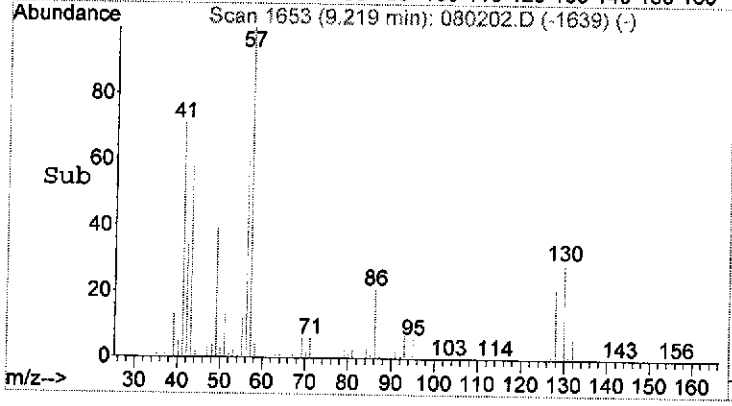

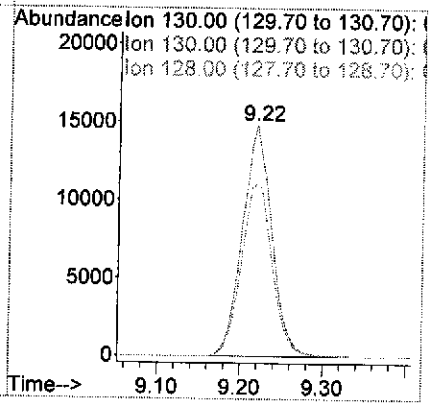

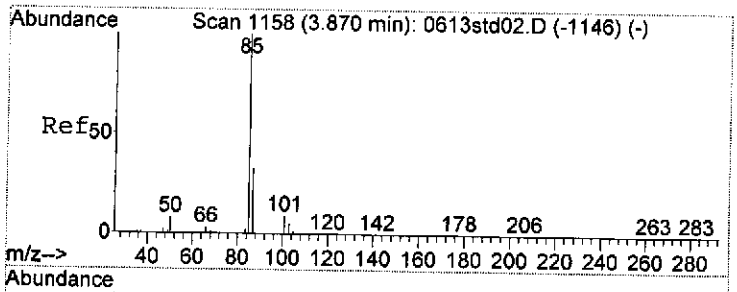

#2
Dichlorodifluoromethane
Concen: 0.78 ppbV
RT: 3.96 min Scan# 706
Delta R.T. 0.01 min
Lab File: 080202.D
Acq: 02 Aug 2006 12:27

Tgt Ion: 85 Resp: 14823

Ion	Ratio	Lower	Upper
85	100		
85	100.0	80.0	120.0
87	31.9	24.8	37.2

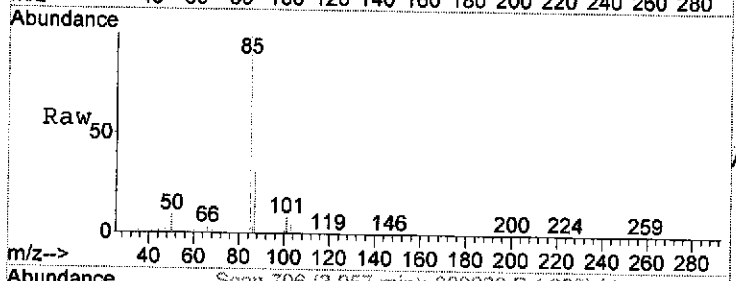



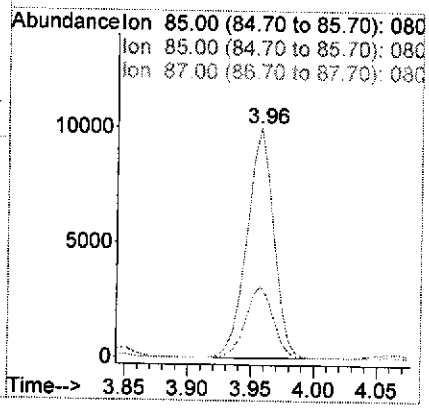

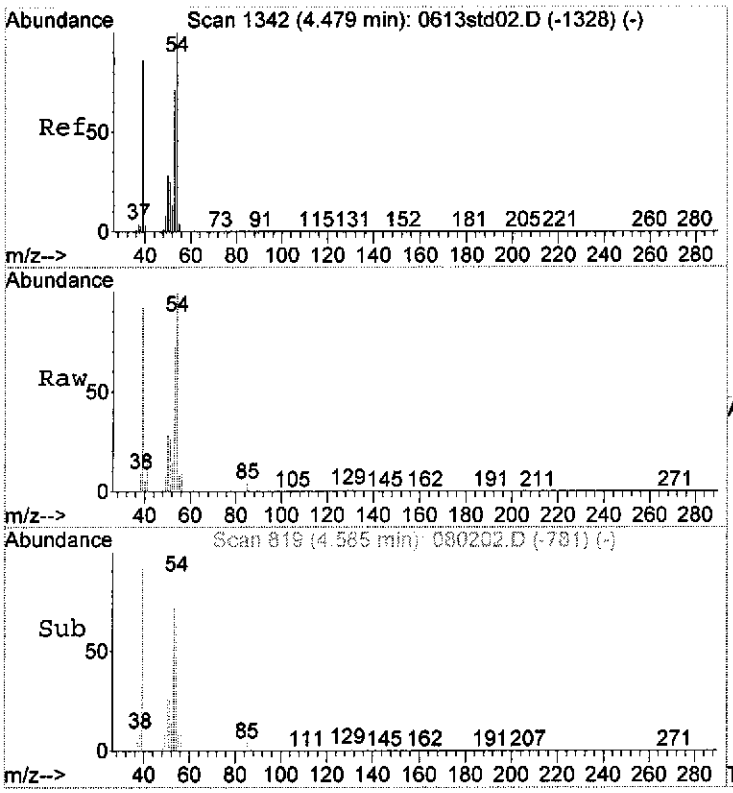

#6
Butadiene,_1,3-
Concen: 3.37 ppbV
RT: 4.59 min Scan# 819
Delta R.T. 0.01 min
Lab File: 080202.D
Acq: 02 Aug 2006 12:27

Tgt Ion: 54 Resp: 37115

Ion	Ratio	Lower	Upper
54	100		
54	100.0	80.0	120.0
39	0.0	72.0	108.0#

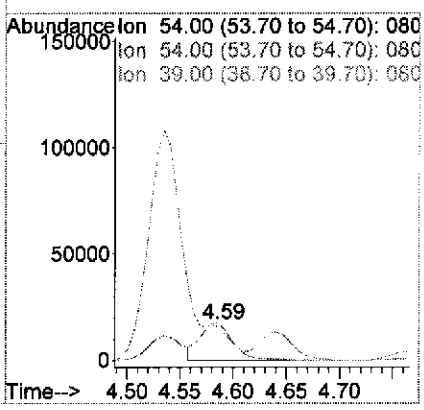

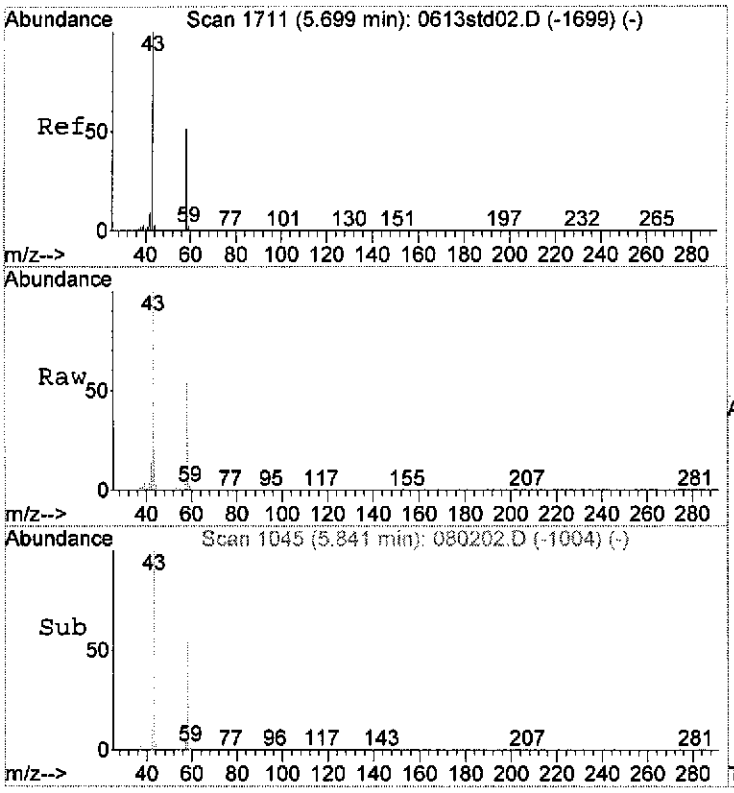

#10
Acetone
Concen: 132.06 ppbV
RT: 5.84 min Scan# 1045
Delta R.T. 0.03 min
Lab File: 080202.D
Acq: 02 Aug 2006 12:27

Tgt Ion: 43 Resp: 2020097

Ion	Ratio	Lower	Upper
43	100		
43	100.0	80.0	120.0
58	48.8	36.8	55.2

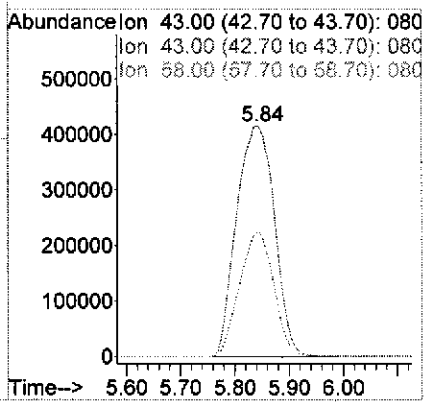

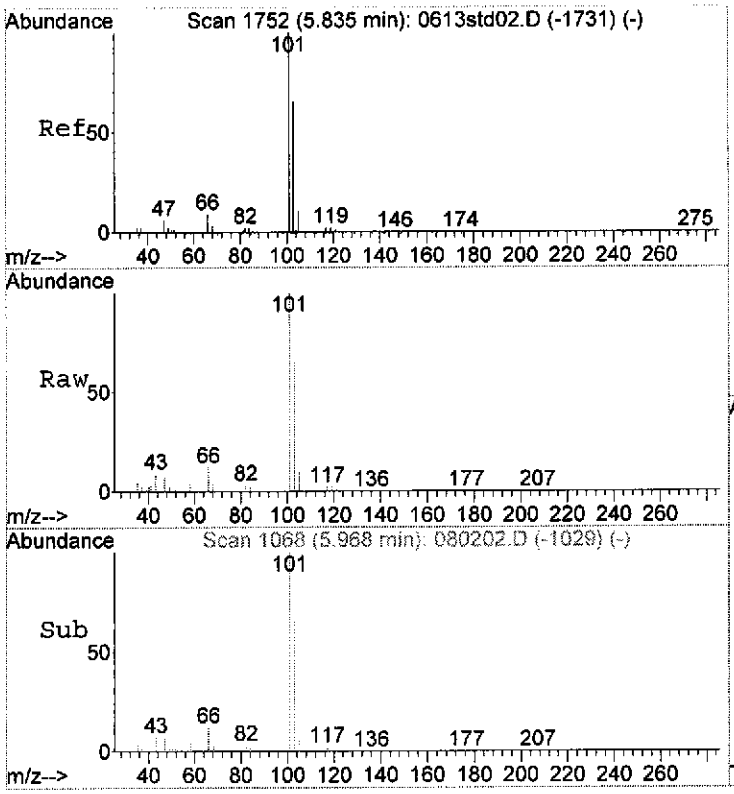

#11
Trichlorofluoromethane
Concen: 2.48 ppbV
RT: 5.97 min Scan# 1068
Delta R.T. 0.02 min
Lab File: 080202.D
Acq: 02 Aug 2006 12:27

Tgt Ion:101 Resp: 46371

Ion	Ratio	Lower	Upper
101	100		
101	100.0	80.0	120.0
103	65.3	47.2	70.8

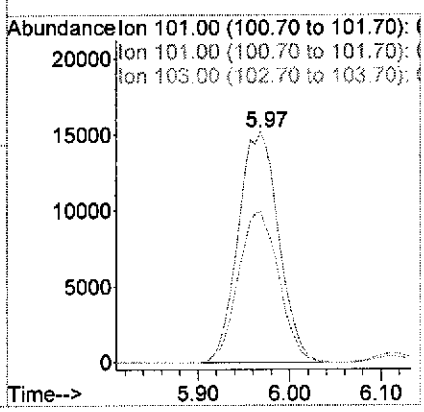

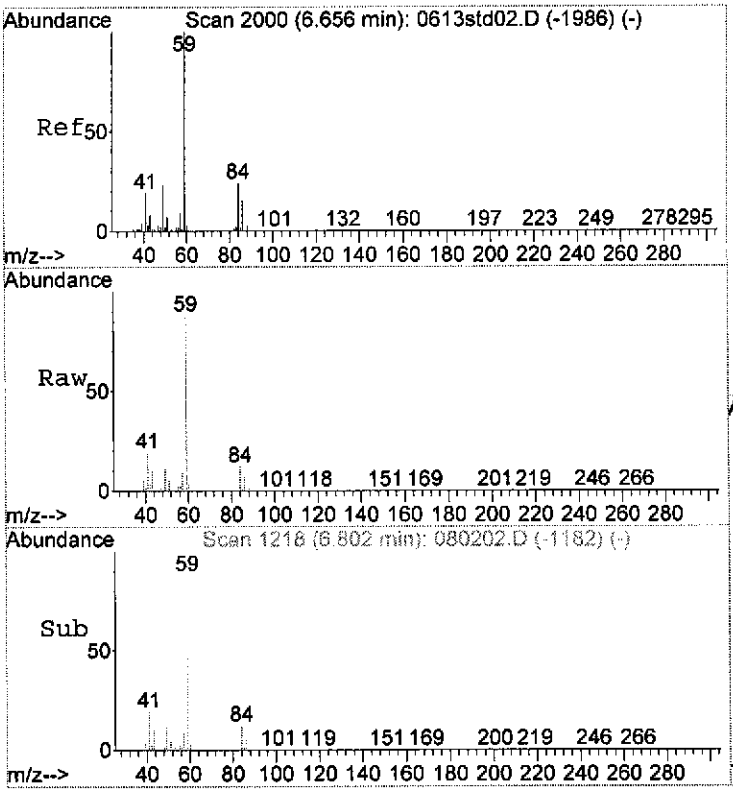

#13
Butyl_Alcohol,_tert
Concen: 8.32 ppbV m
RT: 6.80 min Scan# 1218
Delta R.T. -0.00 min
Lab File: 080202.D
Acq: 02 Aug 2006 12:27

Tgt Ion: 59 Resp: 67512

Ion	Ratio	Lower	Upper
59	100		
59	83.8	80.0	120.0

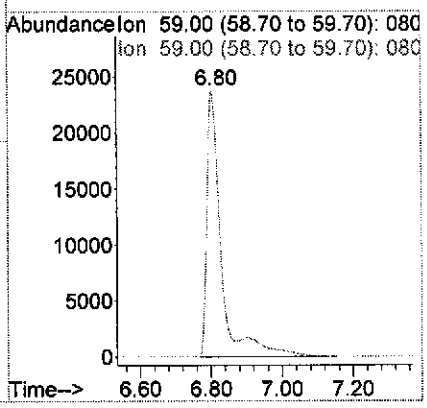

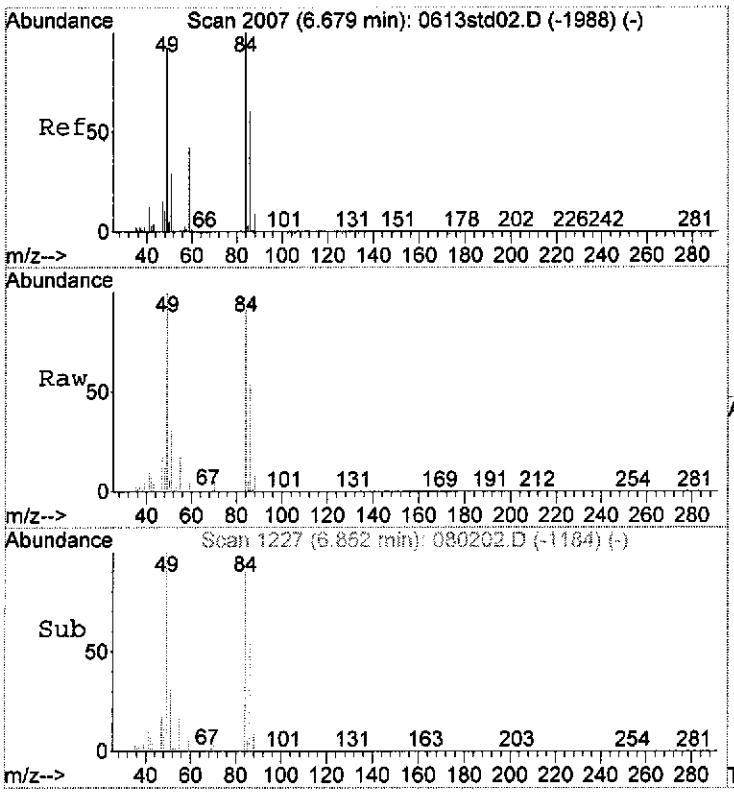

#14
Methylene_chloride
Concen: 10.19 ppbV
RT: 6.85 min Scan# 1227
Delta R.T. 0.04 min
Lab File: 080202.D
Acq: 02 Aug 2006 12:27

Tgt Ion: 49 Resp: 149604

Ion	Ratio	Lower	Upper
49	100		
49	100.0	80.0	120.0
84	87.5	68.8	103.2

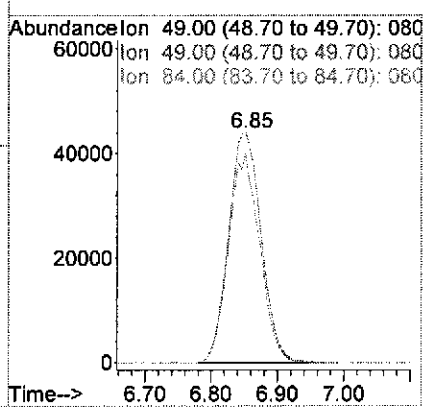

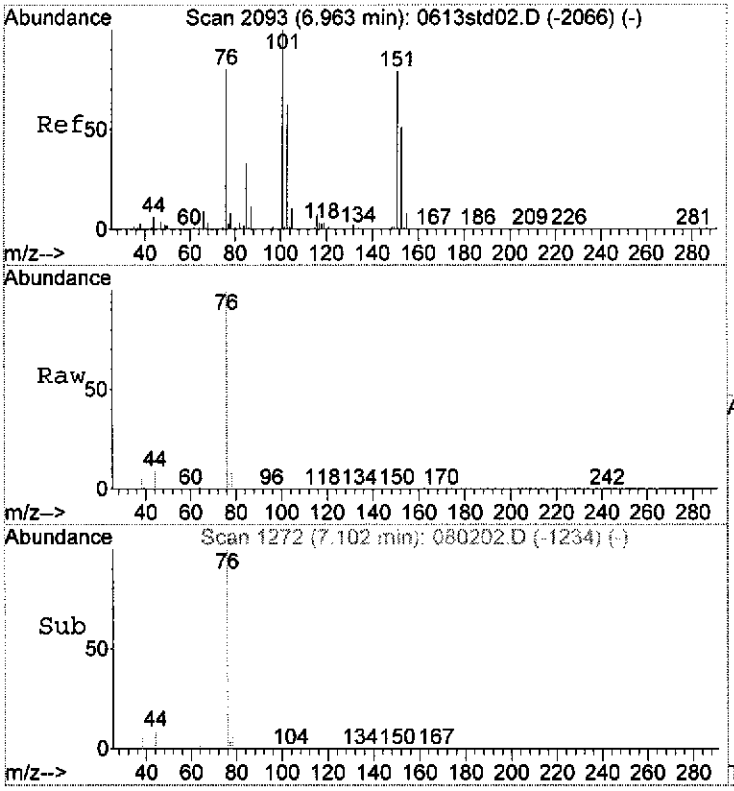

#16
Trichloro-1,2,2-trifluoroethane,_1,1,2-
Concen: 0.11 ppbV
RT: 7.10 min Scan# 1272
Delta R.T. 0.01 min
Lab File: 080202.D
Acq: 02 Aug 2006 12:27

Tgt Ion:101 Resp: 2761

Ion	Ratio	Lower	Upper
101	100		
101	100.0	80.0	120.0
151	67.0	55.2	82.8

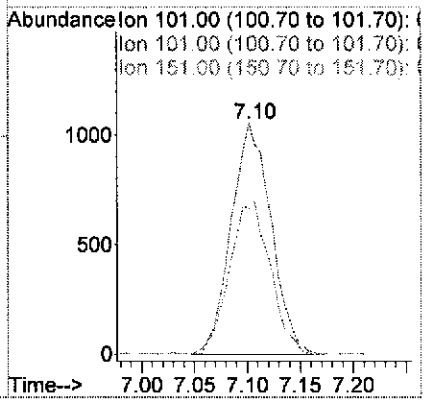

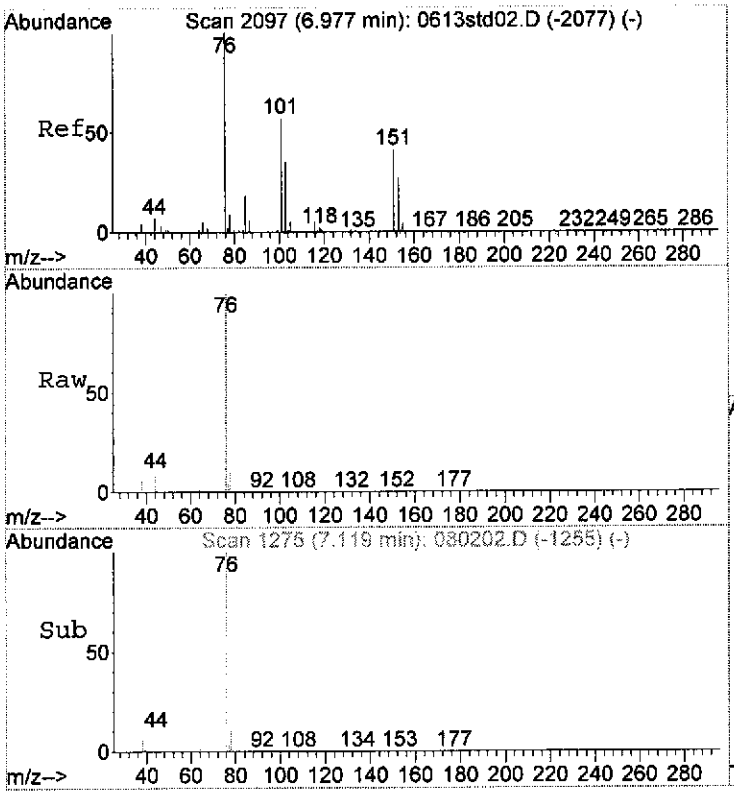

#17
Carbon_disulfide
Concen: 41.46 ppbV
RT: 7.12 min Scan# 1275
Delta R.T. 0.01 min
Lab File: 080202.D
Acq: 02 Aug 2006 12:27

Tgt Ion: 76 Resp: 1701706

Ion	Ratio	Lower	Upper
76	100		
76	100.0	80.0	120.0
44	0.0	6.0	9.0#

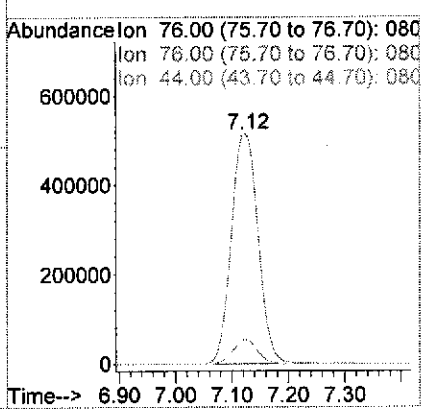

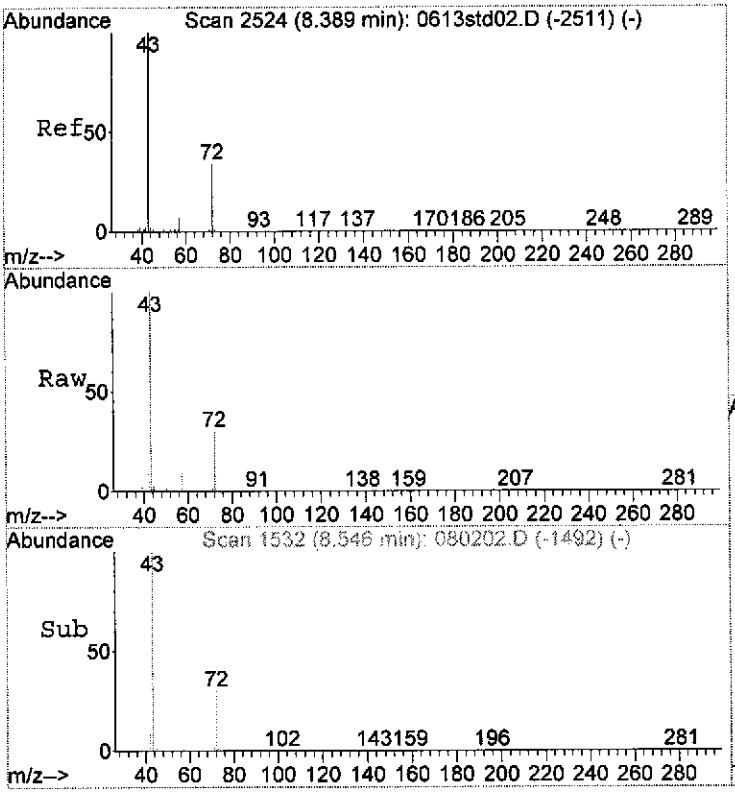

#21
Methyl_ethyl_ketone
Concen: 5.94 ppbV
RT: 8.55 min Scan# 1532
Delta R.T. 0.02 min
Lab File: 080202.D
Acq: 02 Aug 2006 12:27

Tgt Ion: 43 Resp: 154221

Ion	Ratio	Lower	Upper
43	100		
43	100.0	80.0	120.0
72	29.5	24.0	36.0

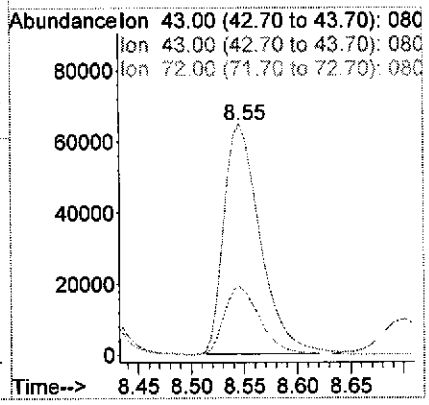

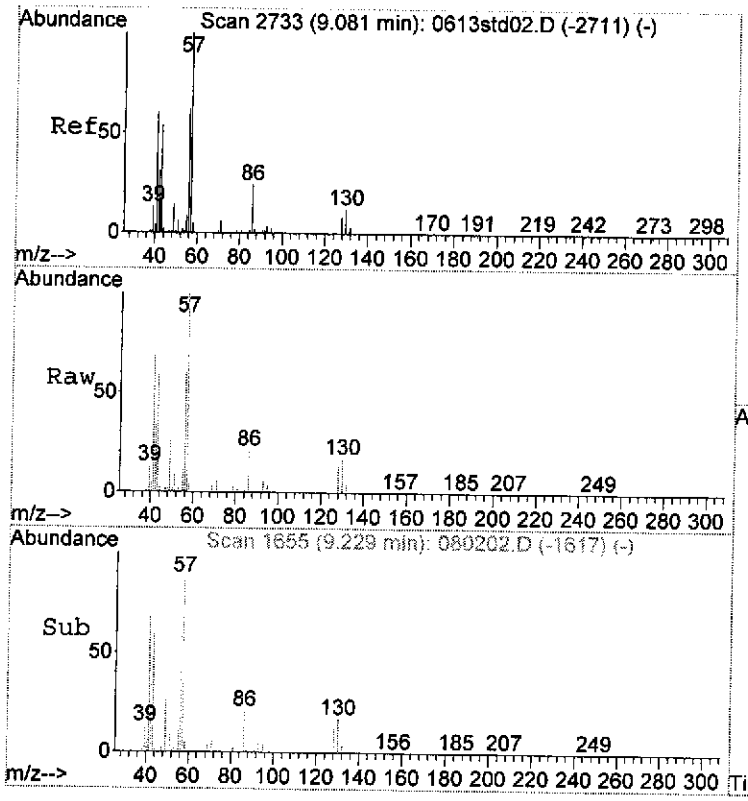

#23
Hexane
Concen: 7.81 ppbV
RT: 9.23 min Scan# 1655
Delta R.T. 0.01 min
Lab File: 080202.D
Acq: 02 Aug 2006 12:27

Tgt Ion: 57 Resp: 185344

Ion	Ratio	Lower	Upper
57	100		
57	100.0	80.0	120.0
41	71.3	55.2	82.8

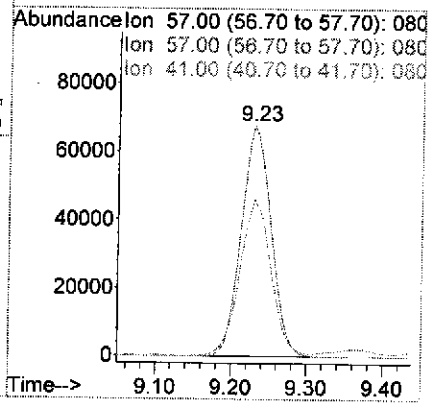

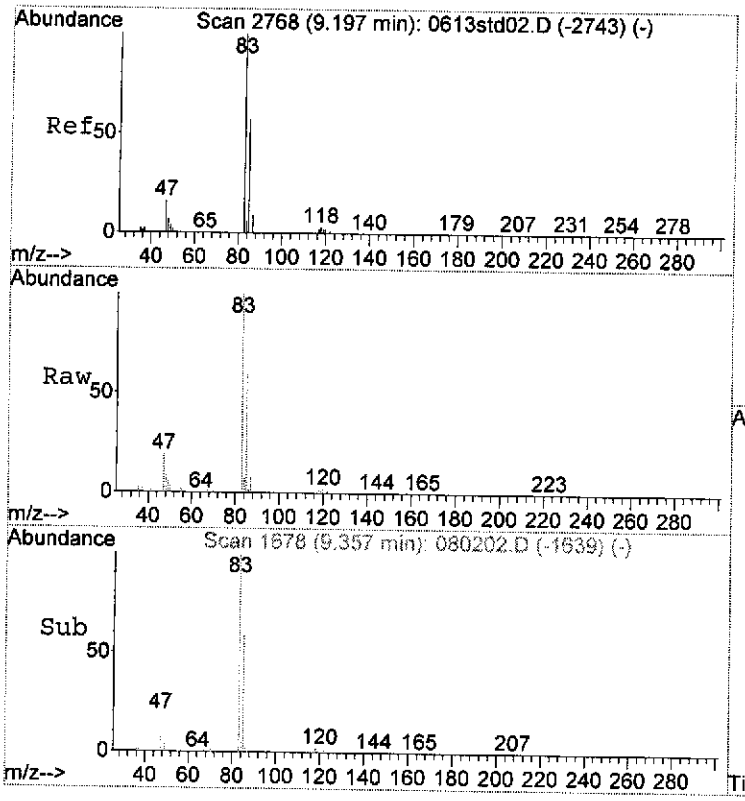

#24
Chloroform
Concen: 23.65 ppbV
RT: 9.36 min Scan# 1678
Delta R.T. 0.02 min
Lab File: 080202.D
Acq: 02 Aug 2006 12:27

Tgt Ion: 83 Resp: 520913

Ion	Ratio	Lower	Upper
83	100		
83	100.0	80.0	120.0
85	58.6	50.4	75.6

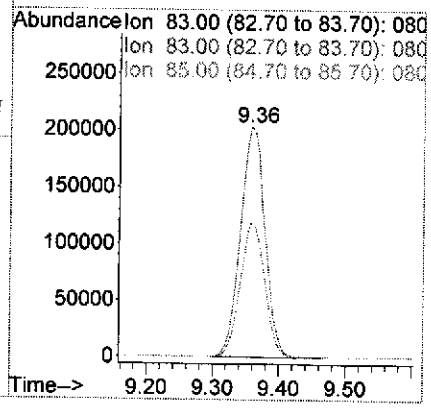

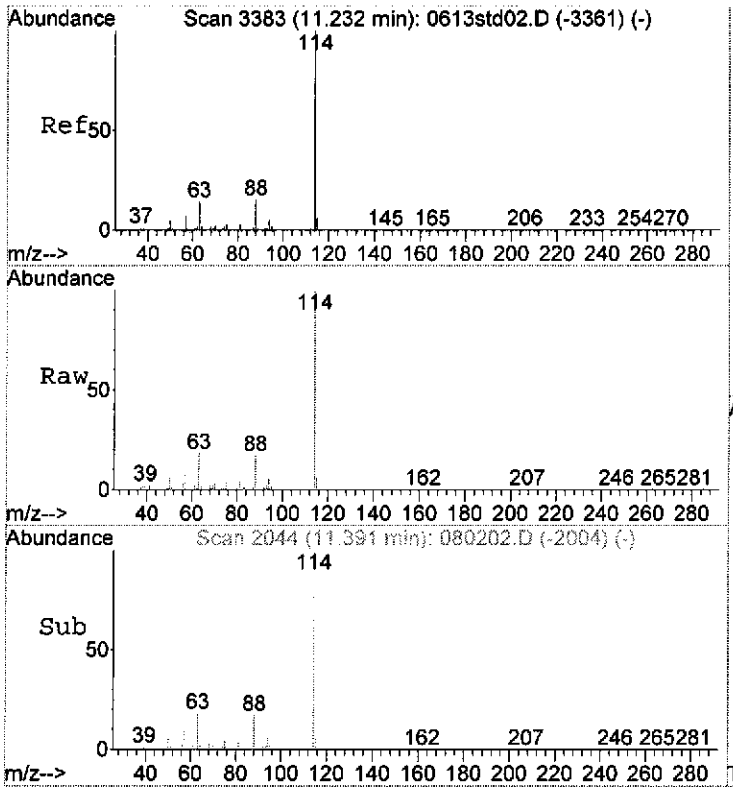

#25
Difluorobenzene,_1,4-_(IS)
Concen: 10.00 ppbV
RT: 11.39 min Scan# 2044
Delta R.T. 0.02 min
Lab File: 080202.D
Acq: 02 Aug 2006 12:27

Tgt Ion:114 Resp: 200309

Ion	Ratio	Lower	Upper
114	100		
114	100.0	80.0	120.0
63	18.4	16.0	24.0

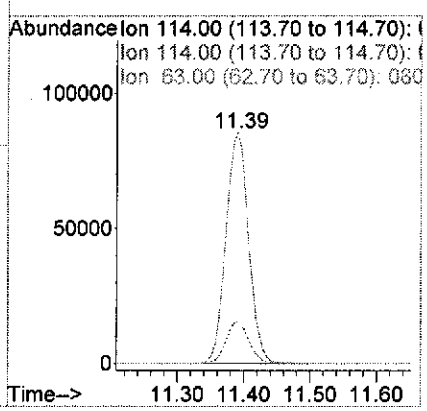

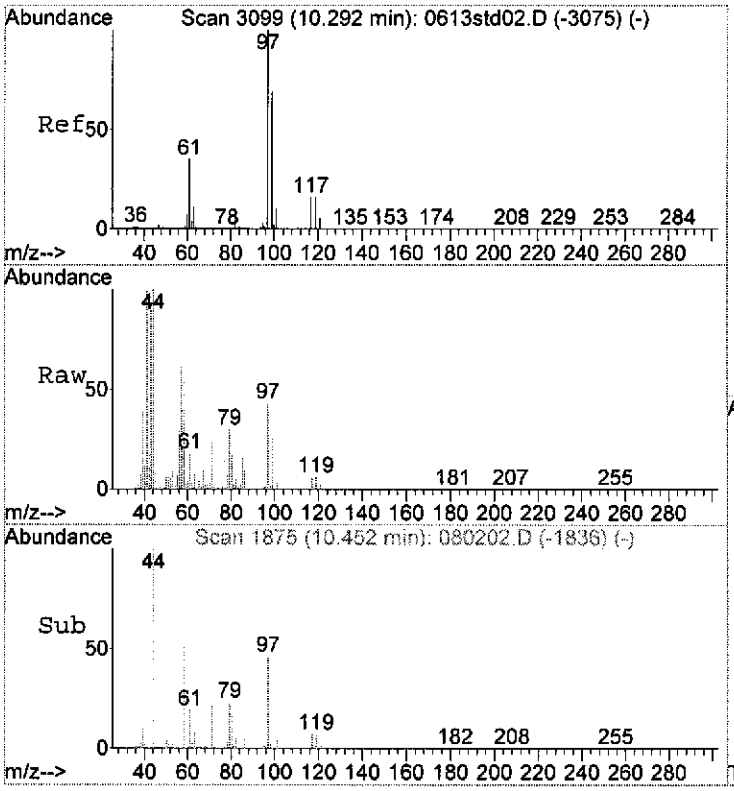

#27
Trichloroethane,_1,1,1-
Concen: 0.20 ppbV
RT: 10.45 min Scan# 1875
Delta R.T. 0.02 min
Lab File: 080202.D
Acq: 02 Aug 2006 12:27

Tgt Ion: 97 Resp: 4678

Ion	Ratio	Lower	Upper
97	100		
97	100.0	80.0	120.0
99	62.2	46.4	69.6

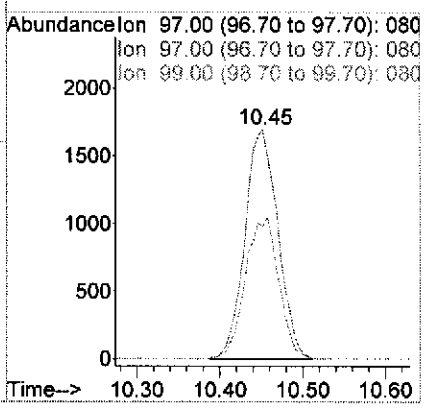

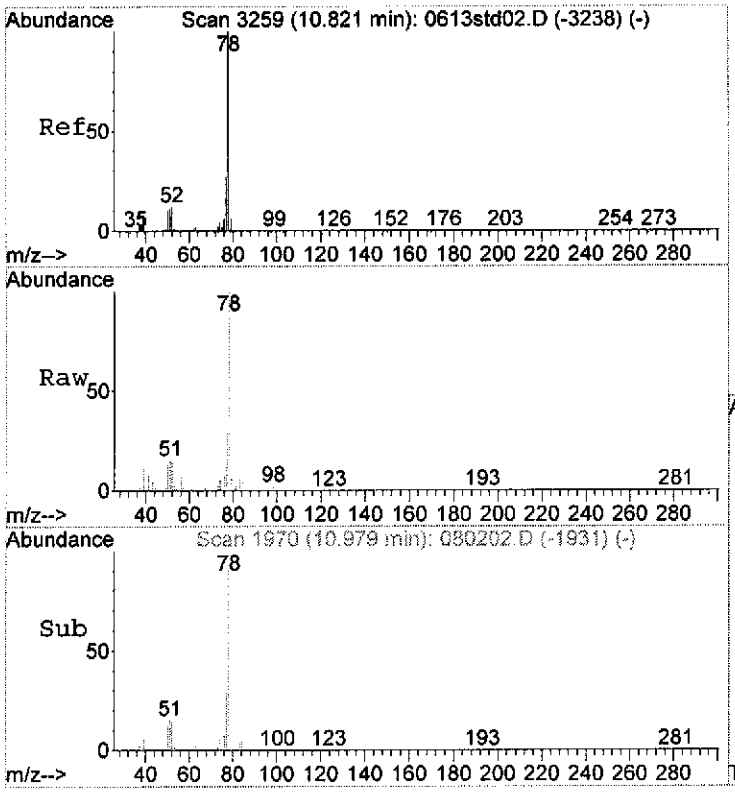

#28
Benzene
Concen: 0.84 ppbV
RT: 10.98 min Scan# 1970
Delta R.T. 0.01 min
Lab File: 080202.D
Acq: 02 Aug 2006 12:27

Tgt Ion: 78 Resp: 46244

Ion	Ratio	Lower	Upper
78	100		
78	100.0	80.0	120.0
77	28.5	28.0	42.0

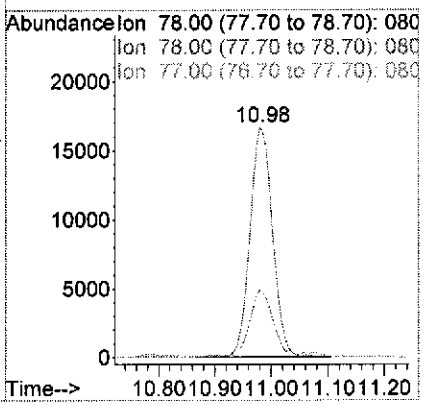

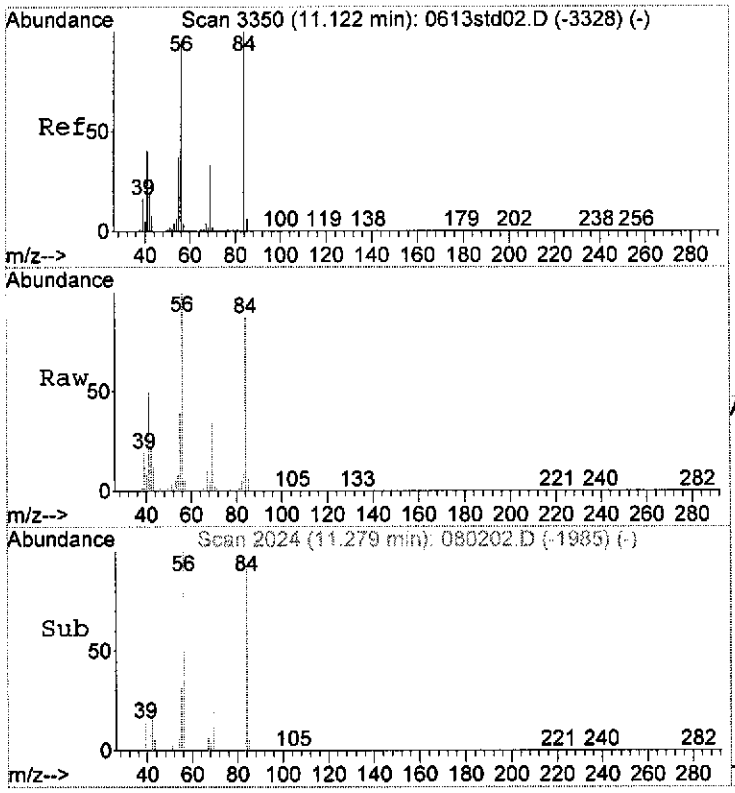

#30
Cyclohexane
Concen: 0.75 ppbV
RT: 11.28 min Scan# 2024
Delta R.T. 0.02 min
Lab File: 080202.D
Acq: 02 Aug 2006 12:27

Tgt Ion: 56 Resp: 23183

Ion	Ratio	Lower	Upper
56	100		
56	100.0	80.0	120.0
84	102.1	68.0	102.0#

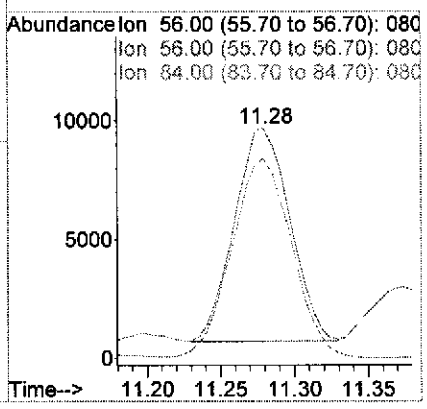

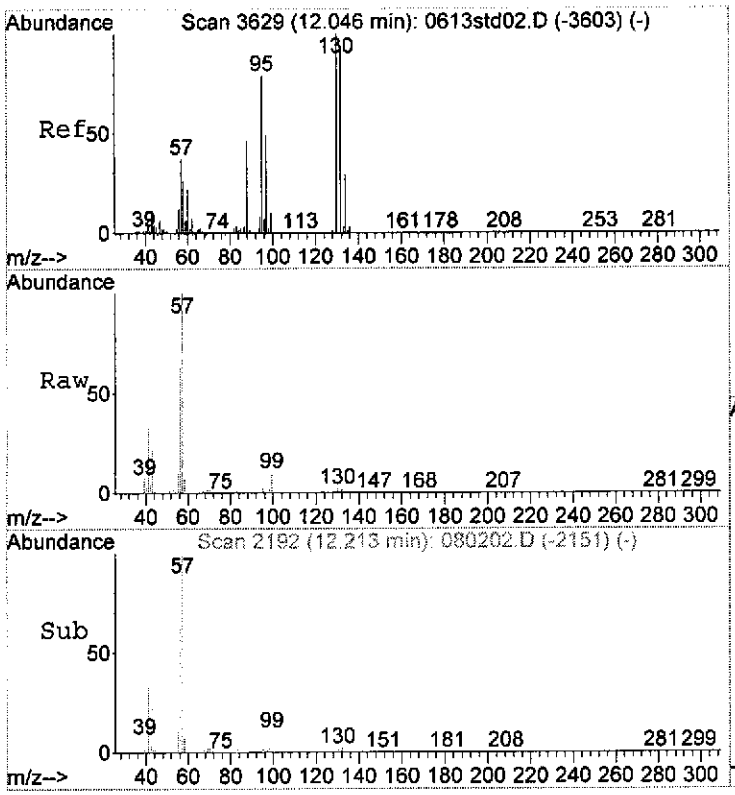

#33
Trichloroethylene
Concen: 1.01 ppbV
RT: 12.21 min Scan# 2192
Delta R.T. 0.03 min
Lab File: 080202.D
Acq: 02 Aug 2006 12:27

Tgt Ion:130 Resp: 23619

Ion	Ratio	Lower	Upper
130	100		
130	100.0	80.0	120.0
132	94.0	67.2	100.8

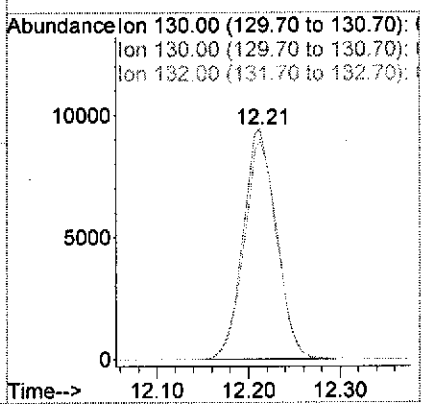

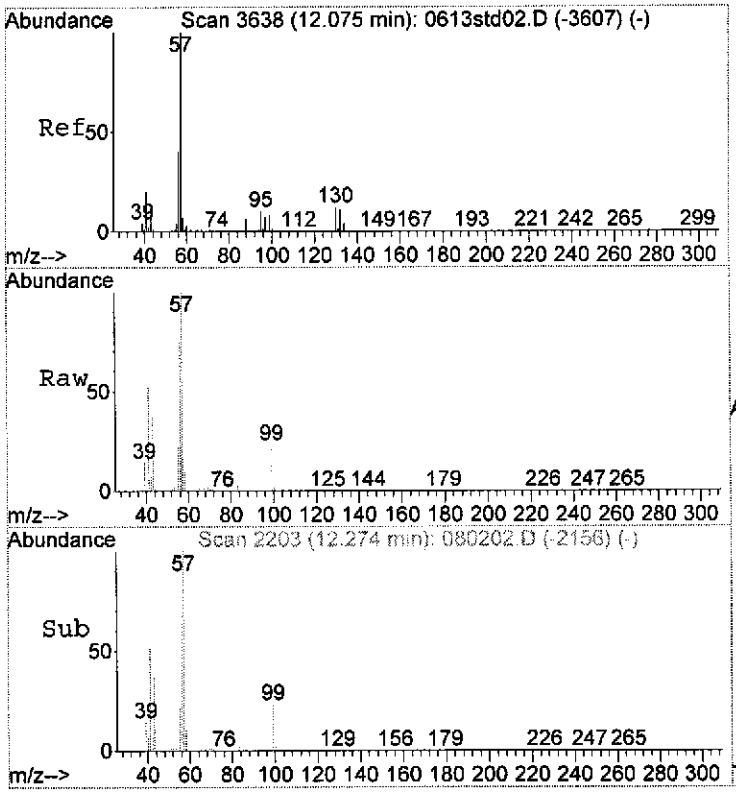

#34
Trimethylpentane,_2,2,4-
Concen: 159.30 ppbV m
RT: 12.27 min Scan# 2203
Delta R.T. 0.06 min
Lab File: 080202.D
Acq: 02 Aug 2006 12:27

Tgt Ion: 57 Resp: 5453019

Ion	Ratio	Lower	Upper
57	100		
57	44.4	80.0	120.0#
56	0.0	34.4	51.6#

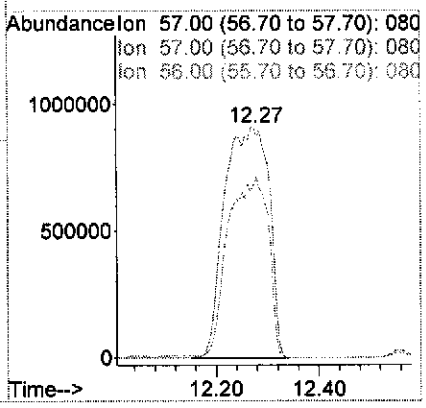

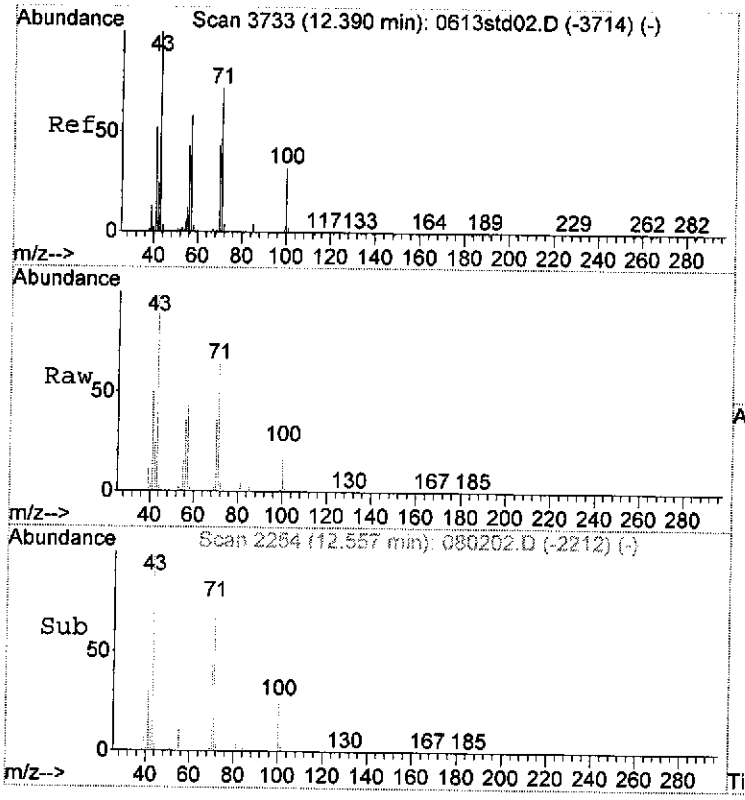

#35
Heptane
Concen: 4.16 ppbV
RT: 12.56 min Scan# 2254
Delta R.T. 0.04 min
Lab File: 080202.D
Acq: 02 Aug 2006 12:27

Tgt Ion: 43 Resp: 133672

Ion	Ratio	Lower	Upper
43	100		
43	100.0	80.0	120.0
71	62.4	51.2	76.8

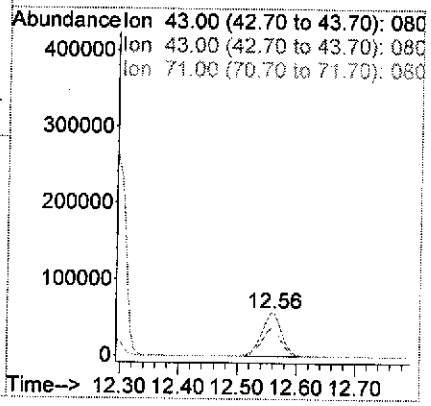

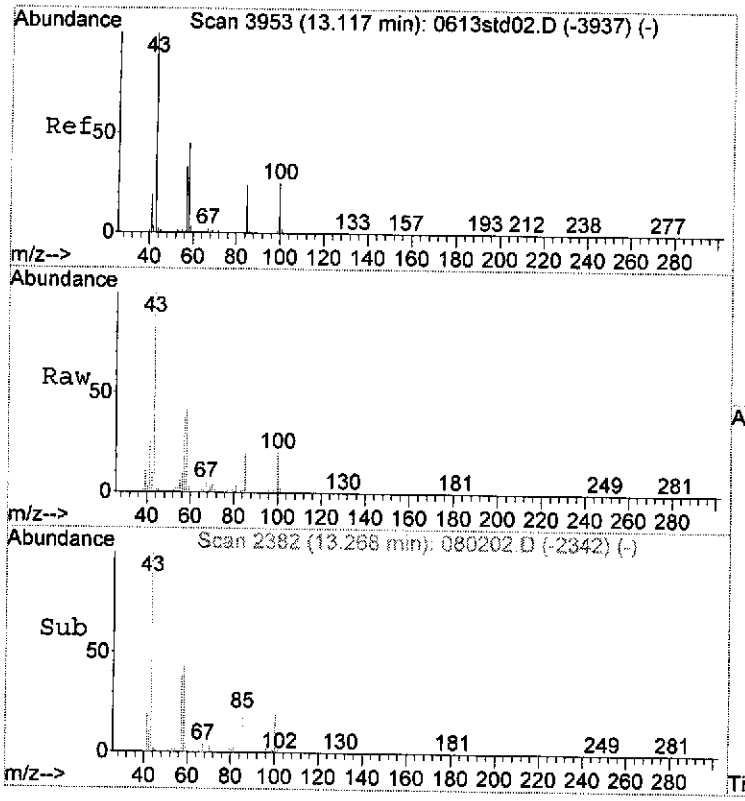

#37
Methyl_isobutyl_ketone
Concen: 0.79 ppbV
RT: 13.27 min Scan# 2382
Delta R.T. 0.02 min
Lab File: 080202.D
Acq: 02 Aug 2006 12:27

Tgt Ion: 43 Resp: 27609

Ion	Ratio	Lower	Upper
43	100		
43	100.0	80.0	120.0
58	44.0	36.8	55.2

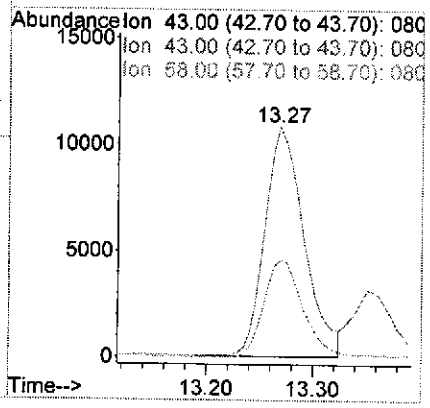

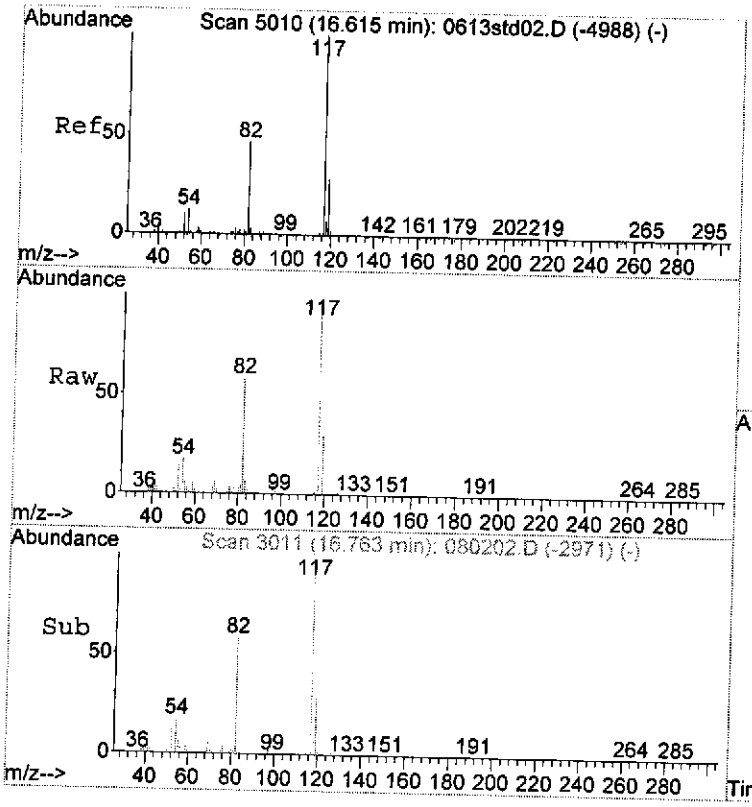

#40
Chlorobenzene, d-5 (IS)
Concen: 10.00 ppbV
RT: 16.76 min Scan# 3011
Delta R.T. 0.02 min
Lab File: 080202.D
Acq: 02 Aug 2006 12:27

Tgt Ion:117 Resp: 140346

Ion	Ratio	Lower	Upper
117	100		
117	100.0	80.0	120.0
82	61.2	49.6	74.4

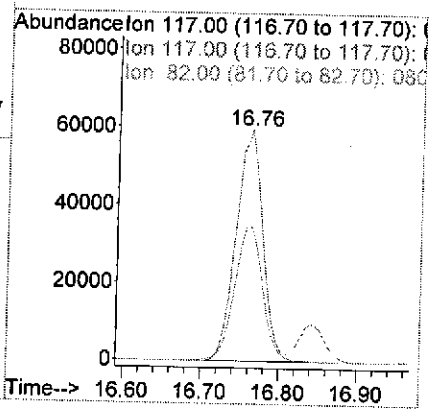

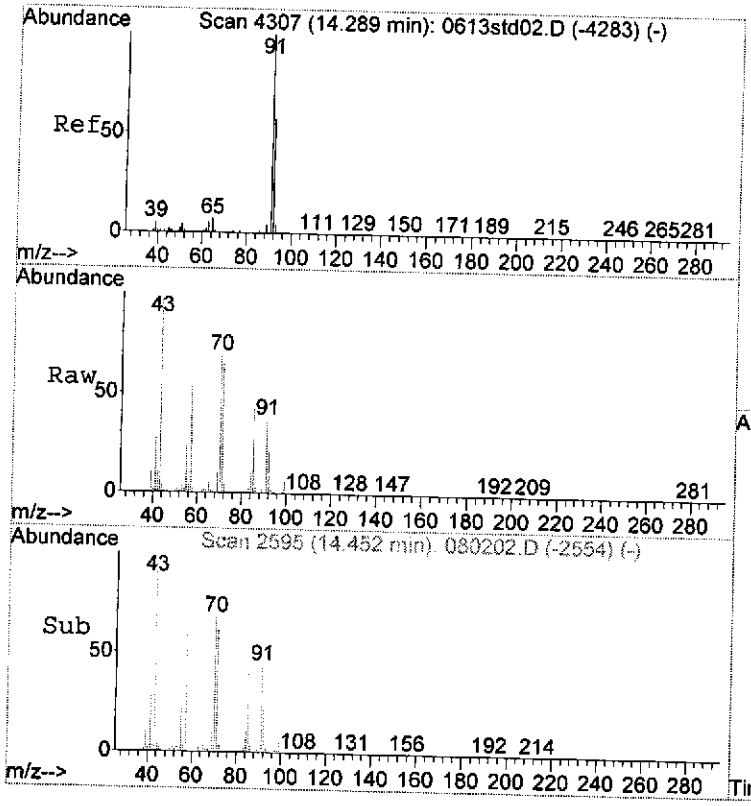

#41
Toluene
Concen: 6.09 ppbV
RT: 14.45 min Scan# 2595
Delta R.T. 0.03 min
Lab File: 080202.D
Acq: 02 Aug 2006 12:27

Tgt Ion: 91 Resp: 327706

Ion	Ratio	Lower	Upper
91	100		
91	100.0	80.0	120.0
92	57.0	51.2	76.8

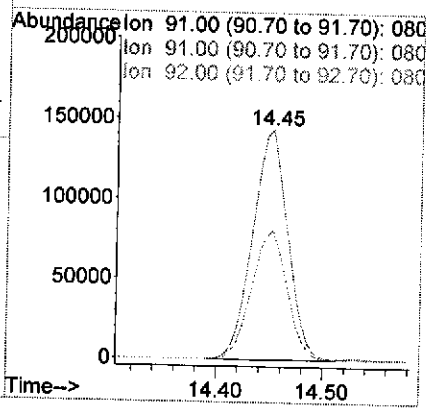

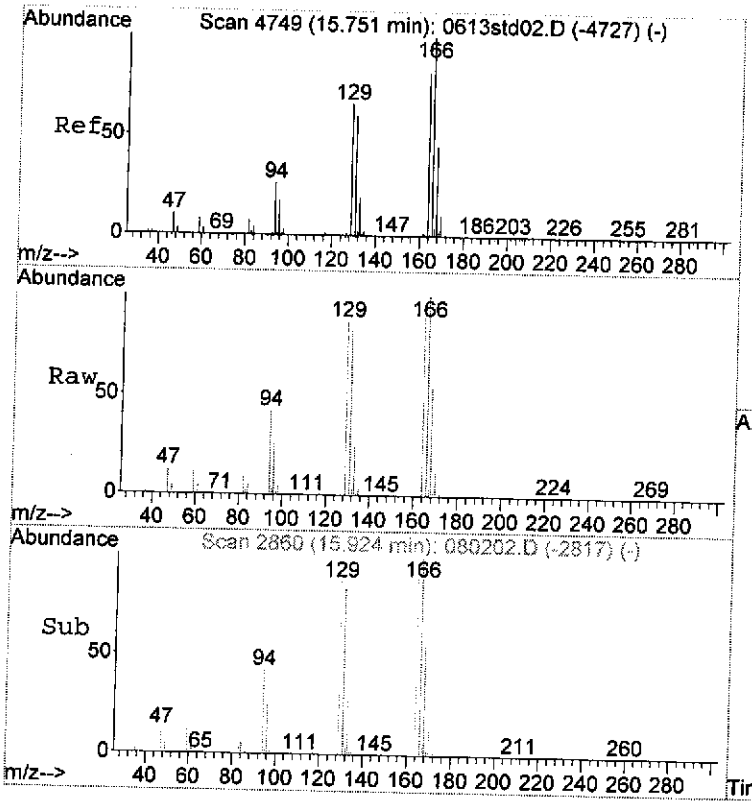

#44
Tetrachloroethylene
Concen: 77.80 ppbV
RT: 15.92 min Scan# 2860
Delta R.T. 0.04 min
Lab File: 080202.D
Acq: 02 Aug 2006 12:27

Tgt Ion:166 Resp: 1496458

Ion	Ratio	Lower	Upper
166	100		
166	100.0	80.0	120.0
164	86.4	72.8	109.2

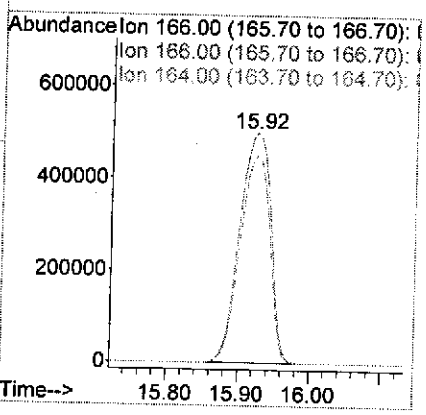

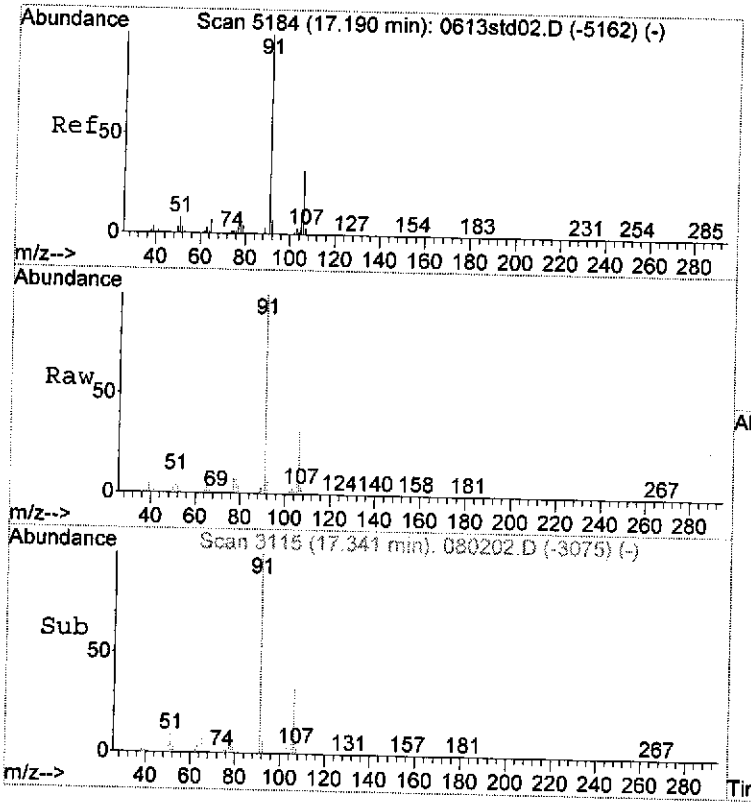

#46
Ethylbenzene
Concen: 1.40 ppbV
RT: 17.34 min Scan# 3115
Delta R.T. 0.02 min
Lab File: 080202.D
Acq: 02 Aug 2006 12:27

Tgt Ion: 91 Resp: 86859

Ion	Ratio	Lower	Upper
91	100		
91	100.0	80.0	120.0
106	32.4	30.4	45.6

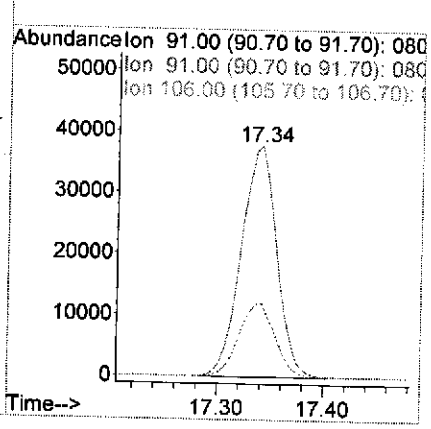

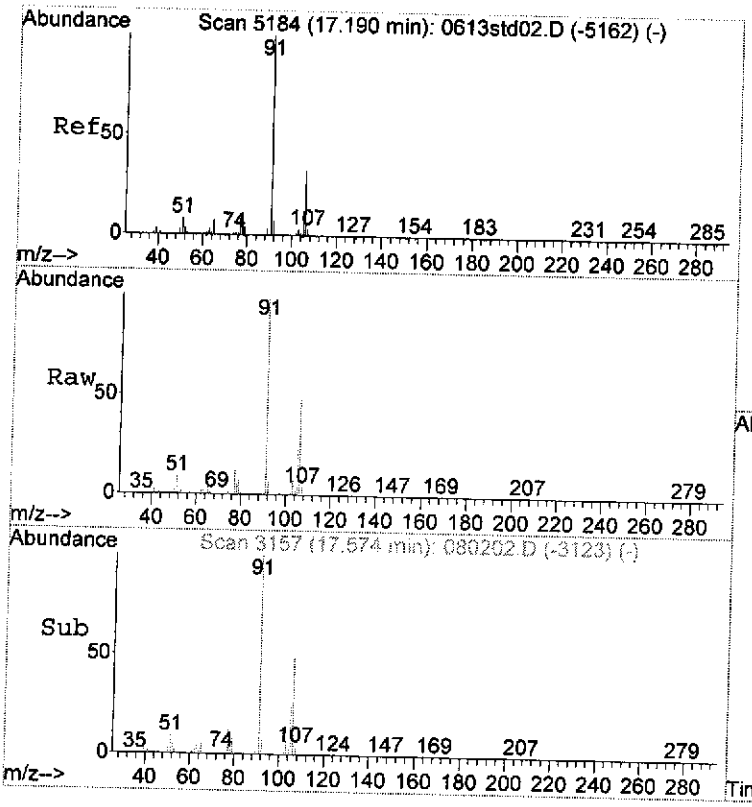

#47
Xylene,_m_&_p-
Concen: 2.78 ppbV
RT: 17.57 min Scan# 3157
Delta R.T. -0.01 min
Lab File: 080202.D
Acq: 02 Aug 2006 12:27

Tgt Ion: 91 Resp: 273718

Ion	Ratio	Lower	Upper
91	100		
91	100.0	80.0	120.0
106	49.3	44.0	66.0

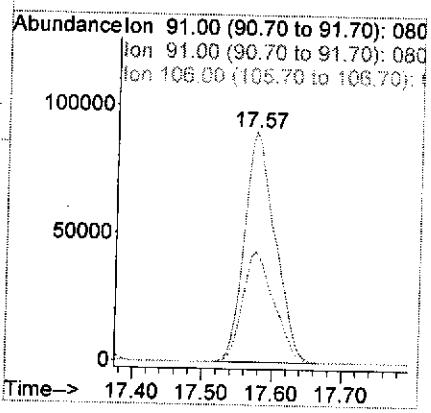

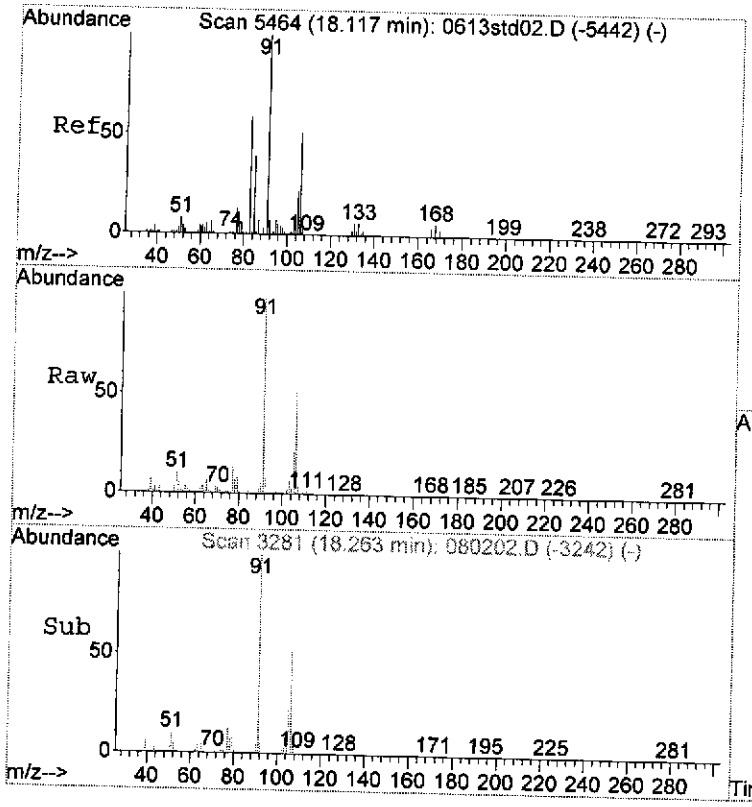

#51
Xylene,_o-
Concen: 2.23 ppbV
RT: 18.26 min Scan# 3281
Delta R.T. 0.02 min
Lab File: 080202.D
Acq: 02 Aug 2006 12:27

Tgt Ion: 91 Resp: 114135

Ion	Ratio	Lower	Upper
91	100		
91	100.0	80.0	120.0
106	48.5	40.0	60.0

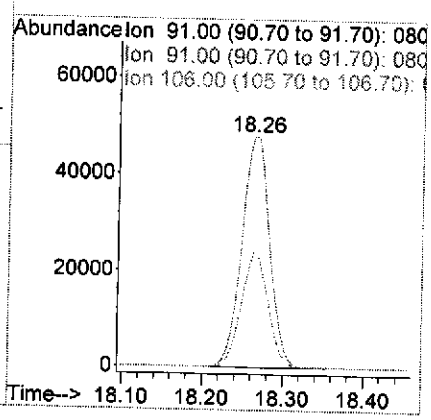

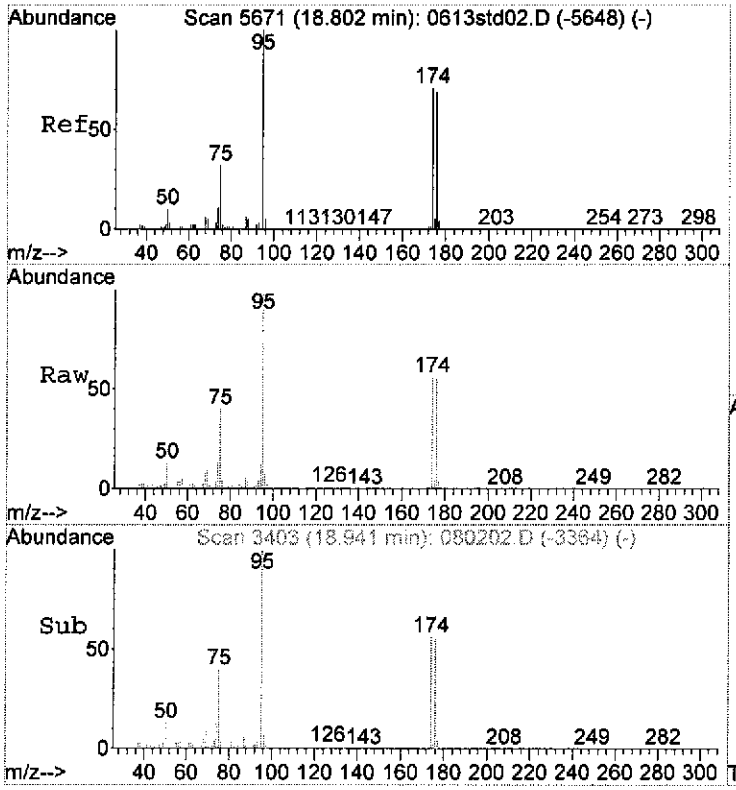

#52
Bromofluorobenzene_(tune_std)
Concen: 2.23 ppbV
RT: 18.94 min Scan# 3403
Delta R.T. 0.02 min
Lab File: 080202.D
Acq: 02 Aug 2006 12:27

Tgt Ion: 95 Resp: 97857

Ion	Ratio	Lower	Upper
95	100		
95	100.0	80.0	120.0
174	55.7	47.2	70.8

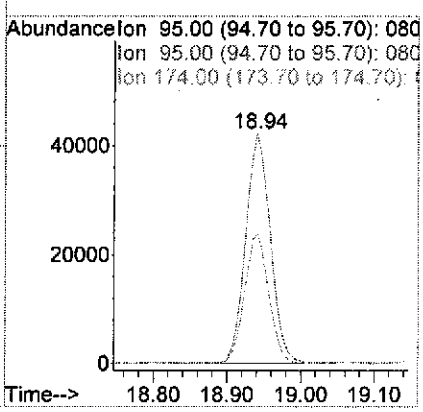

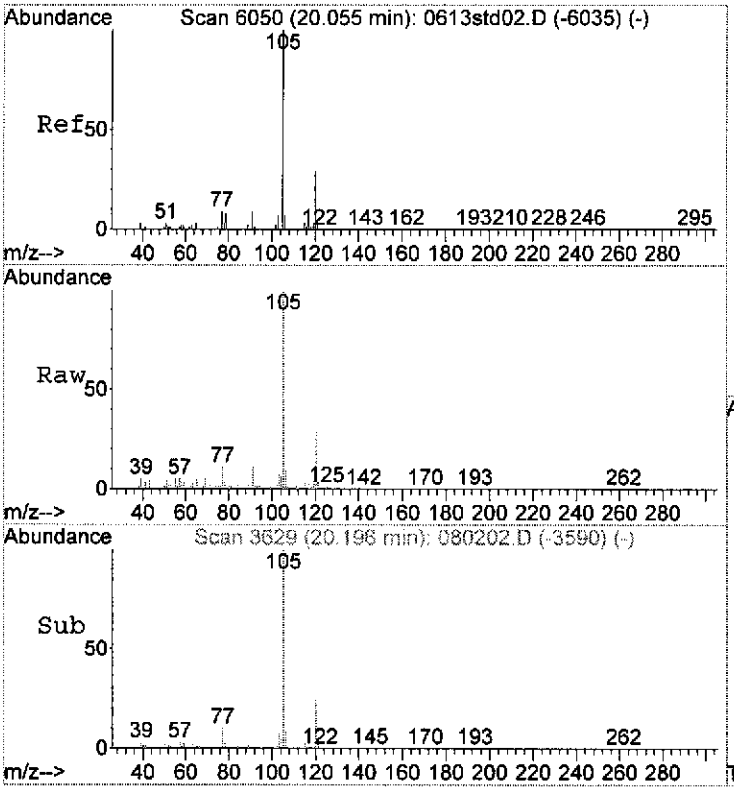

#54
Ethyltoluene,_4-
Concen: 1.05 ppbV
RT: 20.20 min Scan# 3629
Delta R.T. 0.01 min
Lab File: 080202.D
Acq: 02 Aug 2006 12:27

Tgt Ion:105 Resp: 64735

Ion	Ratio	Lower	Upper
105	100		
105	100.0	80.0	120.0
120	29.5	28.0	42.0

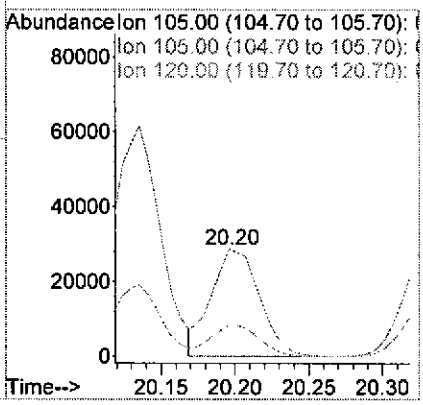

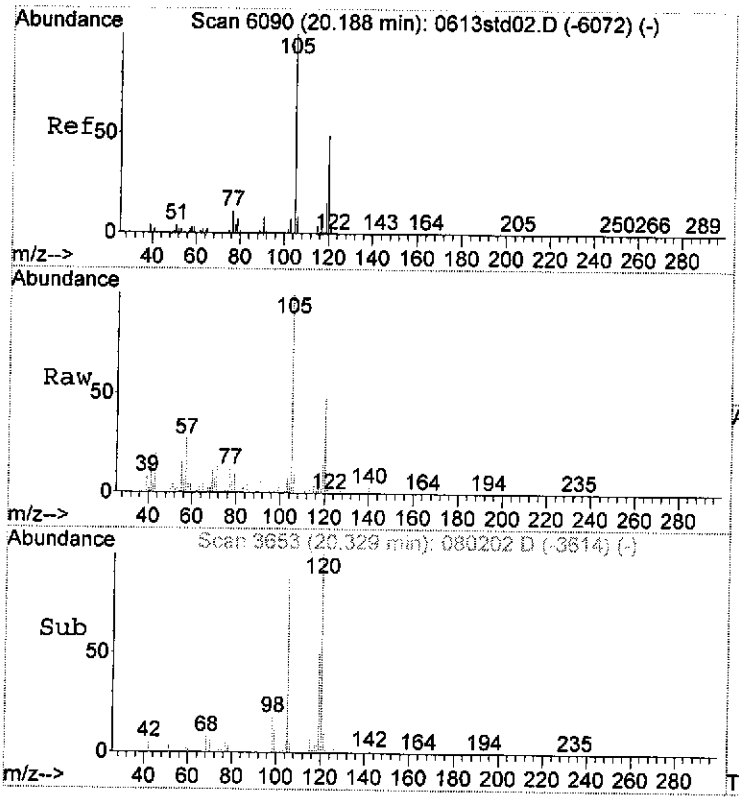

#55
Trimethylbenzene,_1,3,5-
Concen: 1.24 ppbV
RT: 20.33 min Scan# 3653
Delta R.T. 0.02 min
Lab File: 080202.D
Acq: 02 Aug 2006 12:27

Tgt Ion:105 Resp: 66915

Ion	Ratio	Lower	Upper
105	100		
105	100.0	80.0	120.0
120	49.0	46.4	69.6

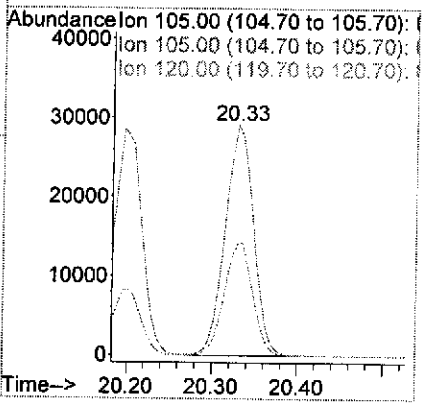

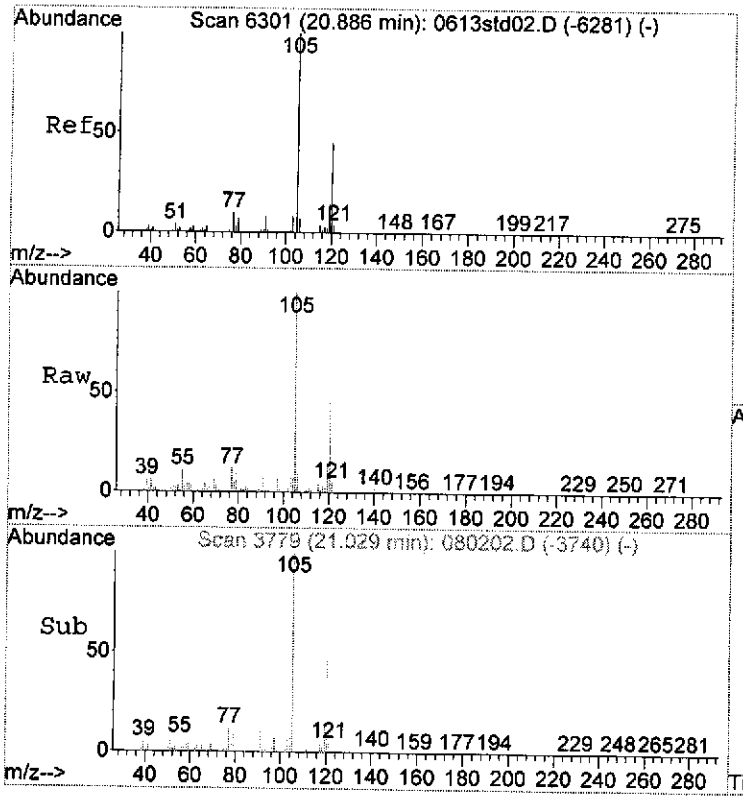

#56
Trimethylbenzene,_1,2,4-
Concen: 3.94 ppbV
RT: 21.03 min Scan# 3779
Delta R.T. 0.02 min
Lab File: 080202.D
Acq: 02 Aug 2006 12:27

Tgt Ion:105 Resp: 203923

Ion	Ratio	Lower	Upper
105	100		
105	100.0	80.0	120.0
120	46.6	41.6	62.4

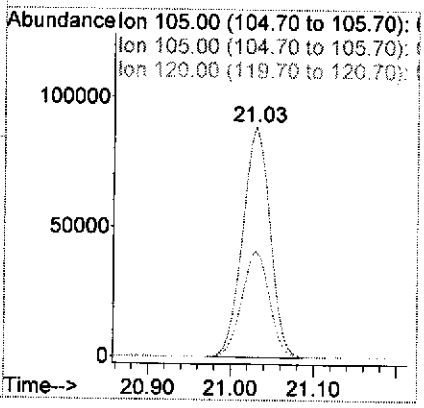

Quantitation Report (QT Reviewed)

Data Path : C:\MSDChem\1\DATA\Aug06\
Data File : 080201.D
Acq On : 02 Aug 06 13:25
Operator : .
Sample : **60419-08 x 25 dil.**
Misc : .
ALS Vial : 1 Sample Multiplier: 1

Quant Time: Aug 02 14:30:46 2006
Quant Method : C:\MSDCHEM\1\METHODS\PAL0726.M
Quant Title : TO-15
QLast Update : Tue Aug 01 10:35:23 2006
Response via : Initial Calibration

Internal Standards	R.T.	QIon	Response	Conc	Units	Dev(Min)
1) Bromochloromethane_(IS)	9.18	130	34657	10.00	ppbV	0.00
25) Difluorobenzene,_1,4-_(IS)	11.36	114	166900	10.00	ppbV	-0.01
40) Chlorobenzene,_d-5__(IS)	16.75	117	142792	10.00	ppbV	0.01
System Monitoring Compounds						
52) Bromofluorobenzene_(tune_s	18.93	95	96324	11.08	ppbV	0.01
Spiked Amount 10.000	Range	75 - 125	Recovery	=	110.80%	
Target Compounds						Qvalue
10) Acetone	5.79	43	102096	✓7.03	ppbV	100
13) Butyl_Alcohol,_tert	6.81	59	2578m	0.33	ppbV	
14) Methylene_chloride	6.82	49	5912	0.42	ppbV	100
17) Carbon_disulfide	7.10	76	65090	✓1.67	ppbV	100
23) Hexane	9.21	57	7166	0.32	ppbV	97
24) Chloroform	9.32	83	18072	0.86	ppbV	100
34) Trimethylpentane,_2,2,4-	12.21	57	852678	29.90	ppbV	100
44) Tetrachloroethylene	15.89	166	67521	3.45	ppbV	94

(#) = qualifier out of range (m) = manual integration (+) = signals summed

Quantitation Report (QT Reviewed)

Data Path : C:\MSDChem\1\DATA\Aug06\
Data File : 080201.D
Acq On : 02 Aug 06 13:25
Operator : .
Sample : 60419-08 x 25 dil.
Misc : .
ALS Vial : 1 Sample Multiplier: 1

Quant Time: Aug 02 14:30:46 2006
Quant Method : C:\MSDCHEM\1\METHODS\PAL0726.M
Quant Title : TO-15
QLast Update : Tue Aug 01 10:35:23 2006
Response via : Initial Calibration

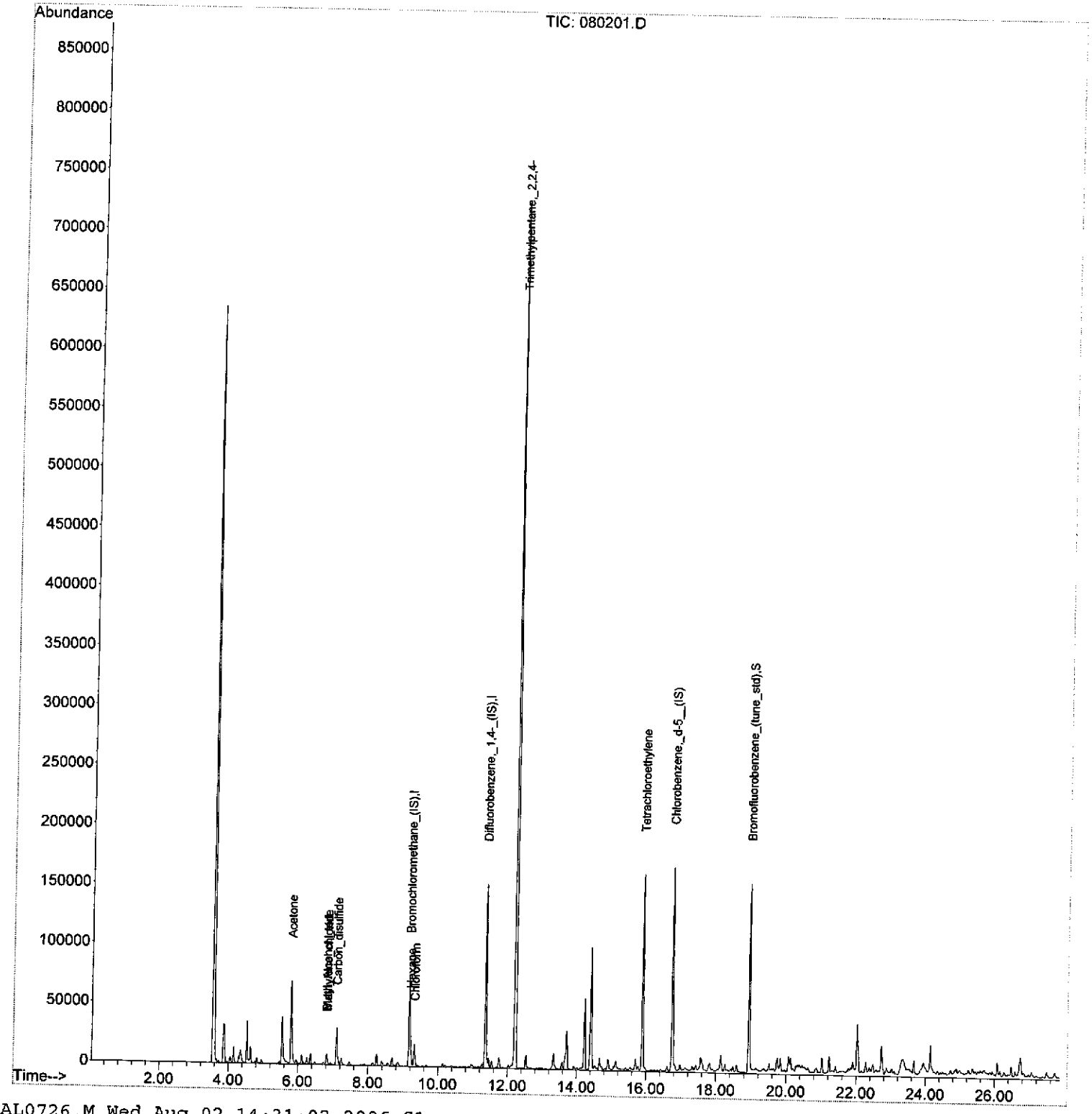

PAL0726.M Wed Aug 02 14:31:02 2006 S1

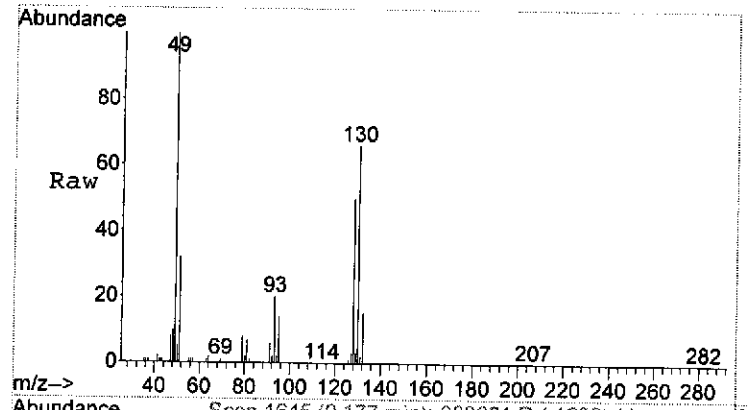

#1
Bromochloromethane_(IS)
Concen: 10.00 ppbV
RT: 9.18 min Scan# 1645
Delta R.T. -0.01 min
Lab File: 080201.D
Acq: 02 Aug 06 13:25

Tgt Ion:130 Resp: 34657

Ion	Ratio	Lower	Upper
130	100		
130	100.0	80.0	120.0
128	79.0	66.4	99.6

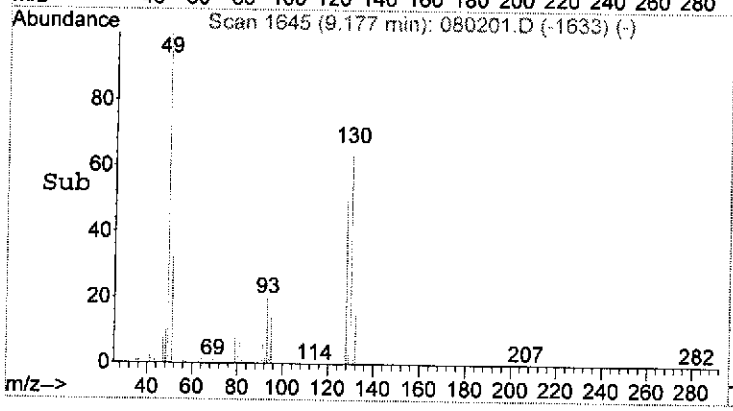

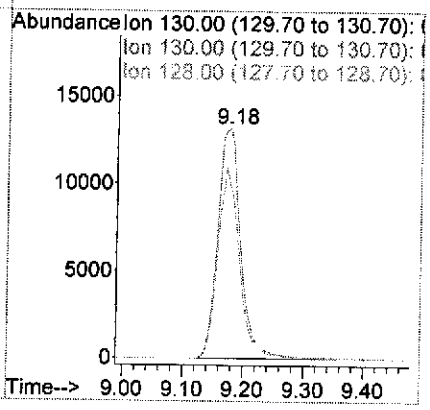



#10
Acetone
Concen: 7.03 ppbV
RT: 5.79 min Scan# 1035
Delta R.T. -0.02 min
Lab File: 080201.D
Acq: 02 Aug 06 13:25

Tgt Ion: 43 Resp: 102096

Ion	Ratio	Lower	Upper
43	100		
43	100.0	80.0	120.0
58	45.6	36.8	55.2



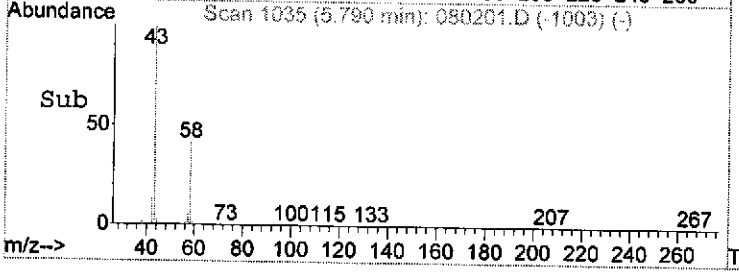

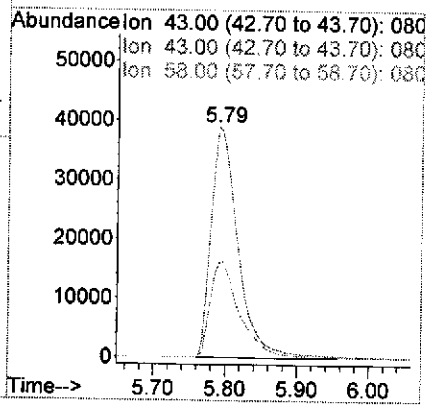

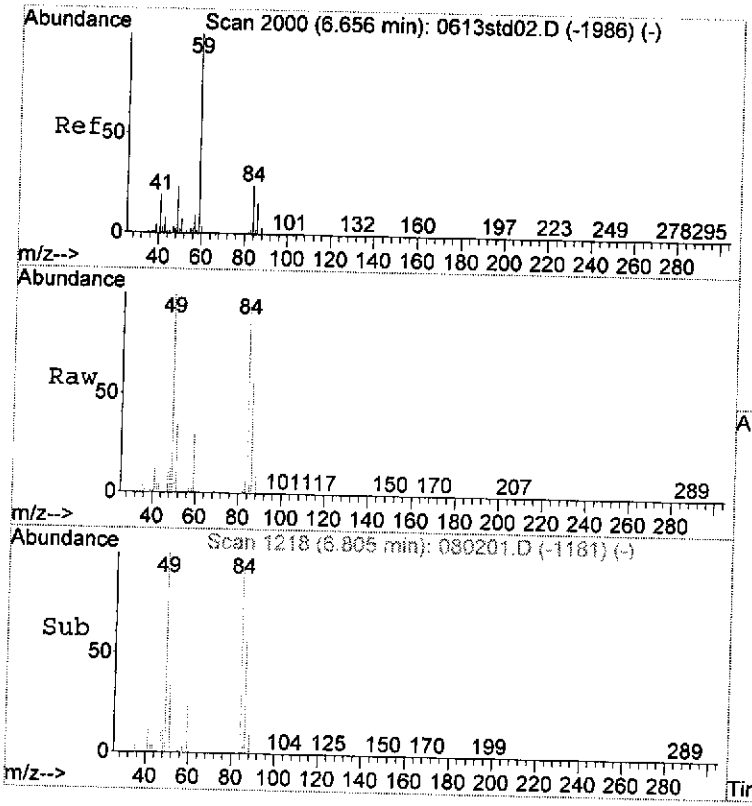

#13
Butyl_Alcohol,_tert
Concen: 0.33 ppbV m
RT: 6.81 min Scan# 1218
Delta R.T. 0.00 min
Lab File: 080201.D
Acq: 02 Aug 06 13:25

Tgt Ion: 59 Resp: 2578

Ion	Ratio	Lower	Upper
59	100		
59	57.7	80.0	120.0#

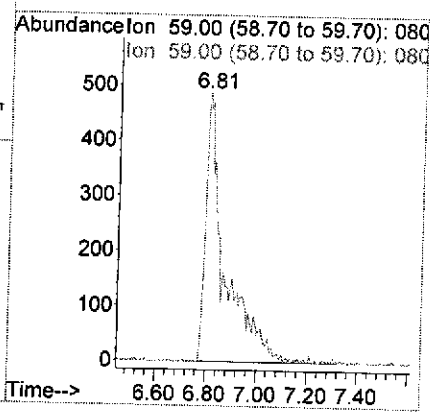

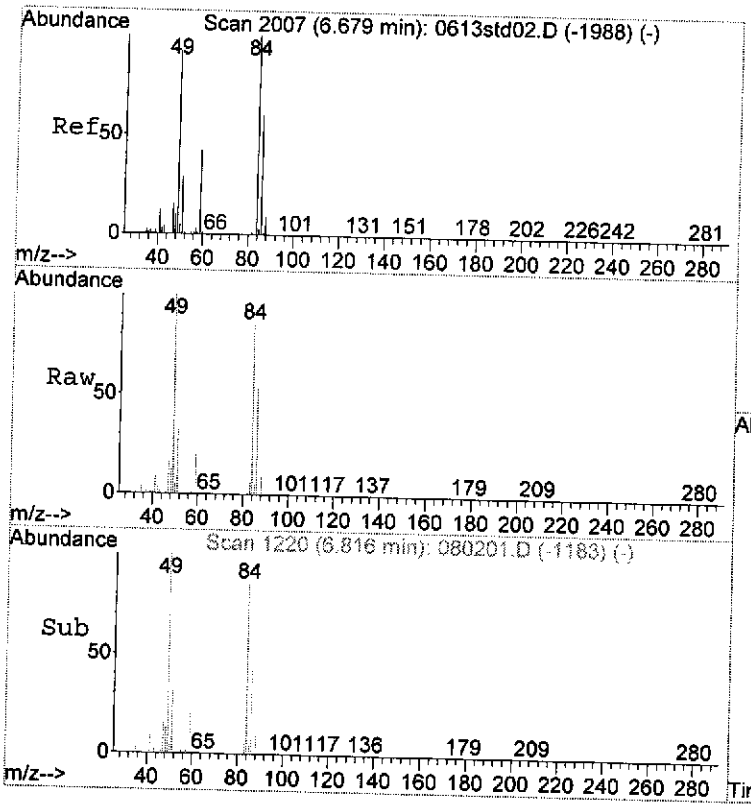

#14
Methylene_chloride
Concen: 0.42 ppbV
RT: 6.82 min Scan# 1220
Delta R.T. 0.00 min
Lab File: 080201.D
Acq: 02 Aug 06 13:25

Tgt Ion: 49 Resp: 5912

Ion	Ratio	Lower	Upper
49	100		
49	100.0	80.0	120.0
84	86.0	68.8	103.2

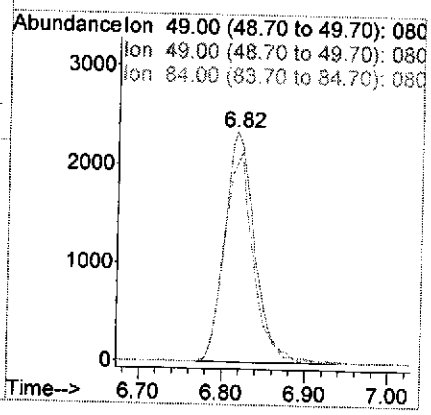

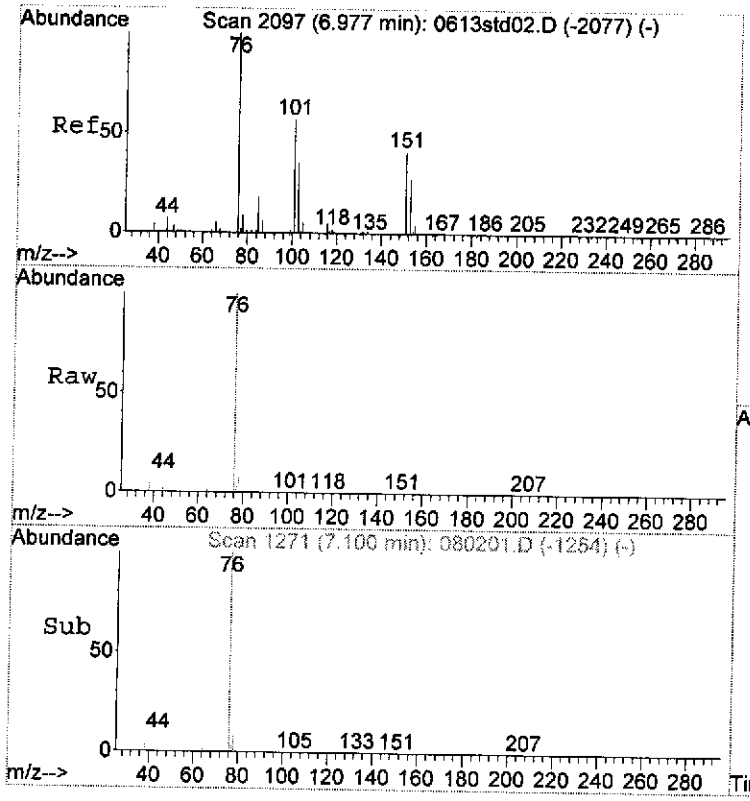

#17
Carbon_disulfide
Concen: 1.67 ppbV
RT: 7.10 min Scan# 1271
Delta R.T. -0.01 min
Lab File: 080201.D
Acq: 02 Aug 06 13:25

Tgt Ion: 76 Resp: 65090

Ion	Ratio	Lower	Upper
76	100		
76	100.0	80.0	120.0
44	8.6	6.0	9.0

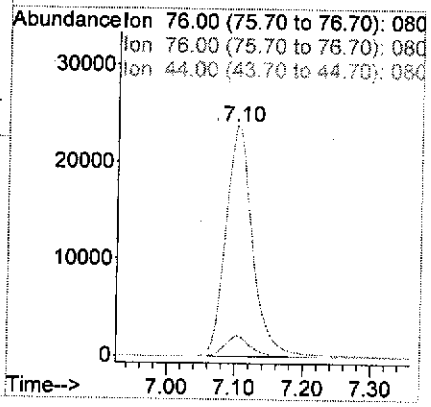

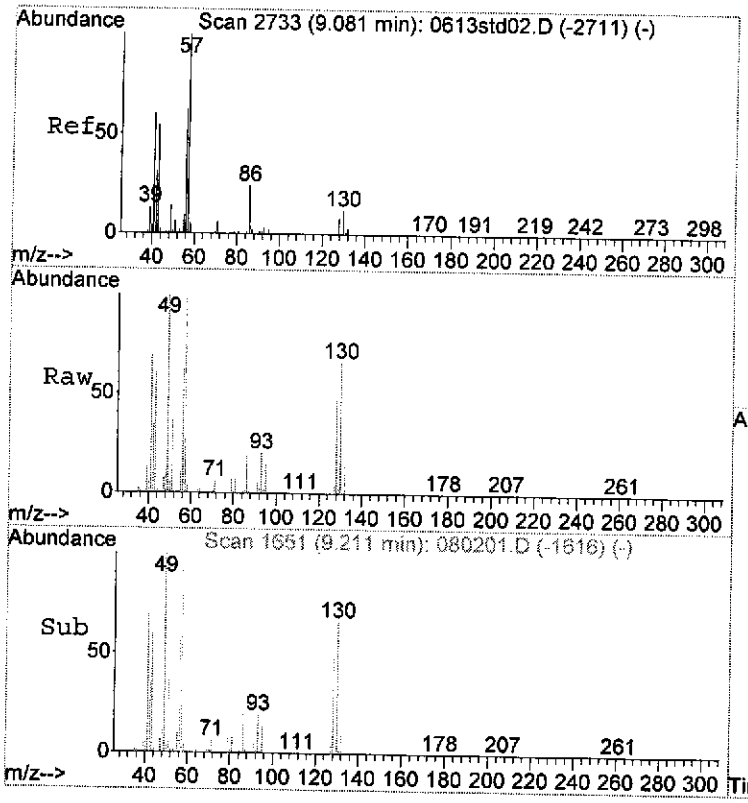

#23
Hexane
Concen: 0.32 ppbV
RT: 9.21 min Scan# 1651
Delta R.T. -0.01 min
Lab File: 080201.D
Acq: 02 Aug 06 13:25

Tgt Ion: 57 Resp: 7166

Ion	Ratio	Lower	Upper
57	100		
57	100.0	80.0	120.0
41	74.8	55.2	82.8

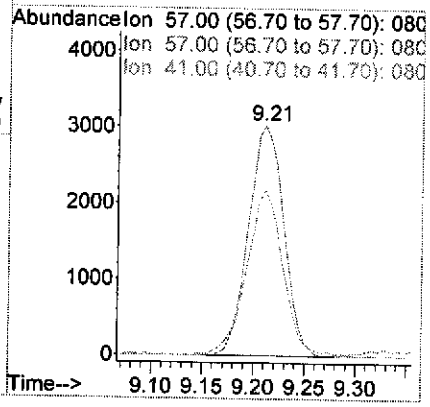

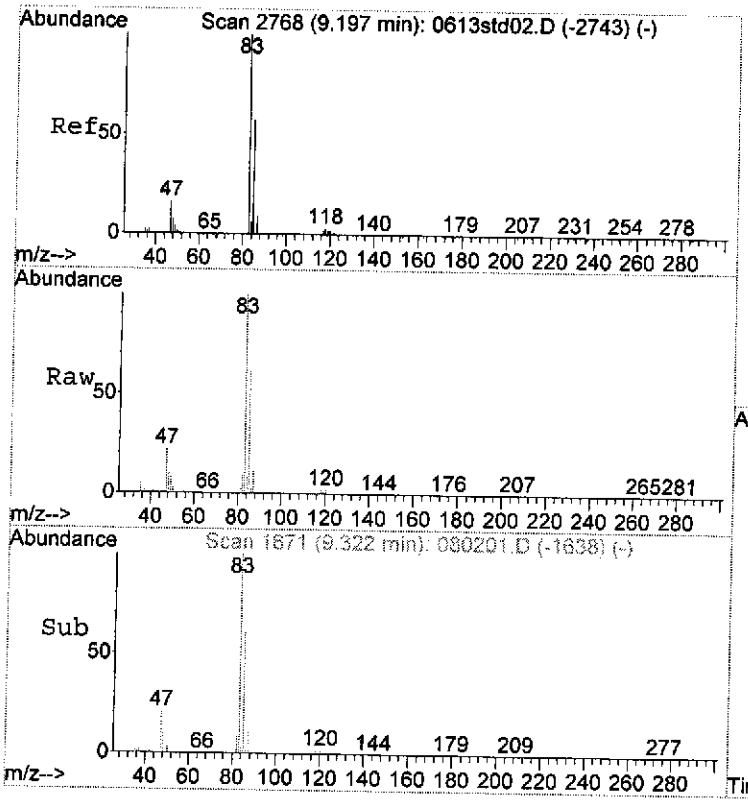

#24
Chloroform
Concen: 0.86 ppbV
RT: 9.32 min Scan# 1671
Delta R.T. -0.02 min
Lab File: 080201.D
Acq: 02 Aug 06 13:25

Tgt Ion: 83 Resp: 18072

Ion	Ratio	Lower	Upper
83	100		
83	100.0	80.0	120.0
85	63.4	50.4	75.6

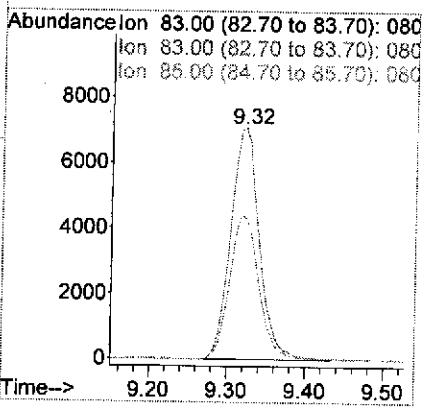

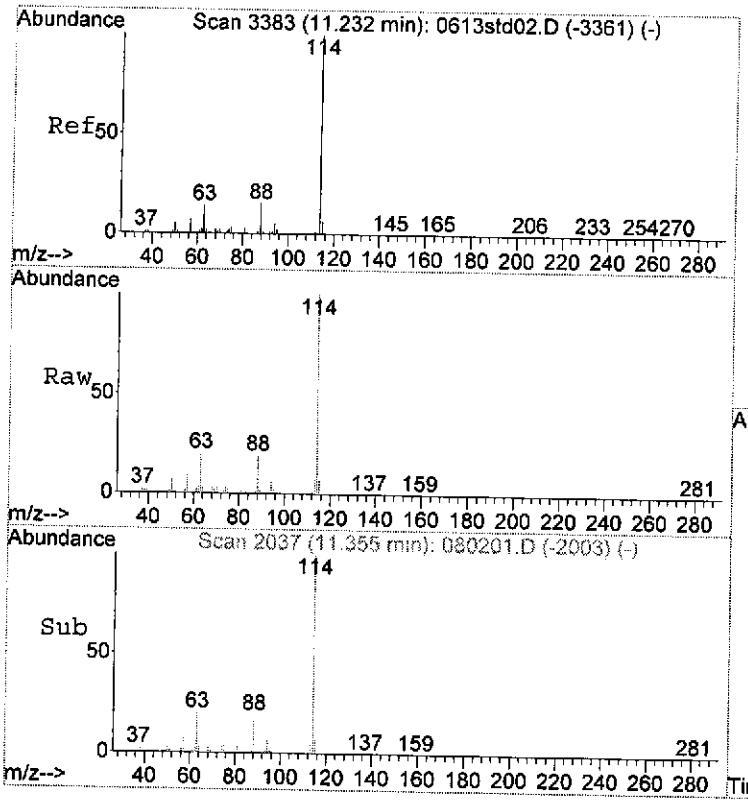

#25
Difluorobenzene,_1,4-_(IS)
Concen: 10.00 ppbV
RT: 11.36 min Scan# 2037
Delta R.T. -0.01 min
Lab File: 080201.D
Acq: 02 Aug 06 13:25

Tgt Ion:114 Resp: 166900

Ion	Ratio	Lower	Upper
114	100		
114	100.0	80.0	120.0
63	19.7	16.0	24.0

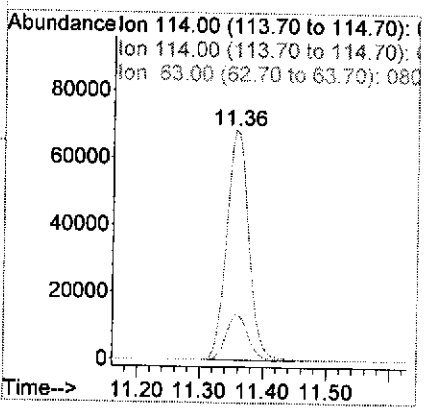

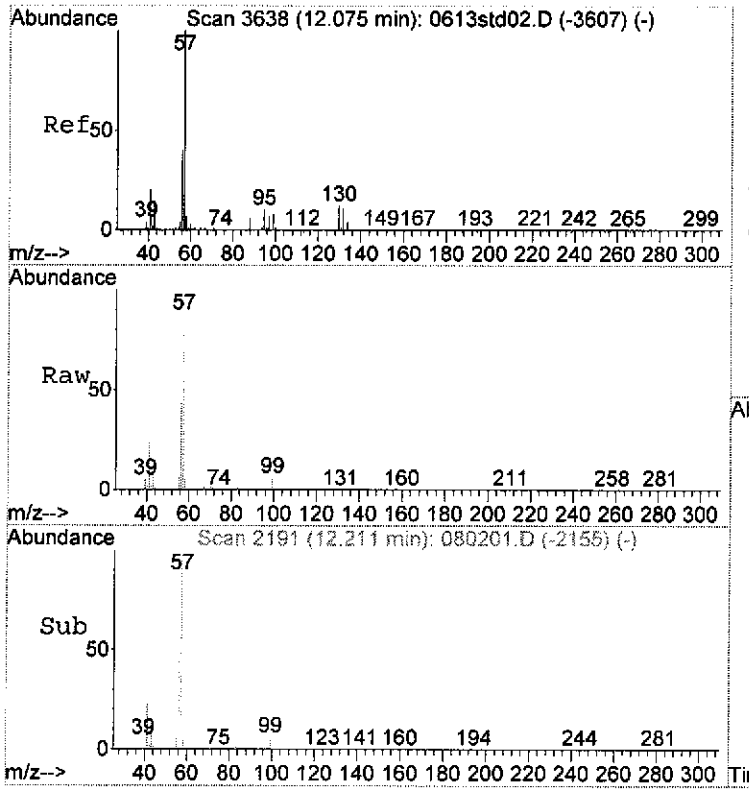

#34
Trimethylpentane,_2,2,4-
Concen: 29.90 ppbV
RT: 12.21 min Scan# 2191
Delta R.T. -0.00 min
Lab File: 080201.D
Acq: 02 Aug 06 13:25

Tgt Ion: 57 Resp: 852678

Ion	Ratio	Lower	Upper
57	100		
57	100.0	80.0	120.0
56	43.9	34.4	51.6

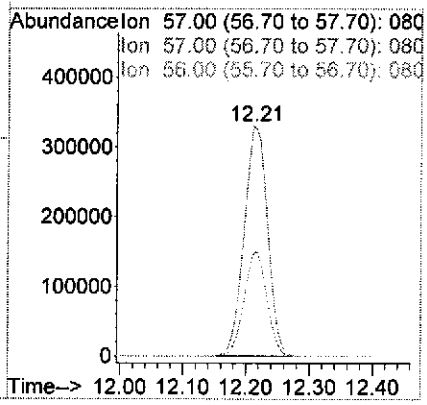

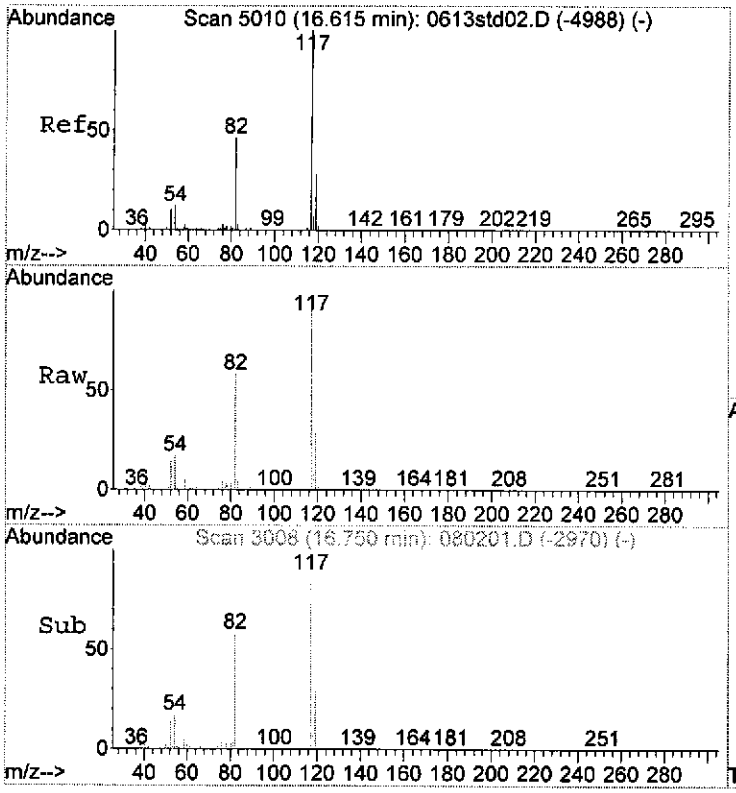

#40
Chlorobenzene,_d-5__(IS)
Concen: 10.00 ppbV
RT: 16.75 min Scan# 3008
Delta R.T. 0.01 min
Lab File: 080201.D
Acq: 02 Aug 06 13:25

Tgt Ion:117 Resp: 142792

Ion	Ratio	Lower	Upper
117	100		
117	100.0	80.0	120.0
82	58.2	49.6	74.4

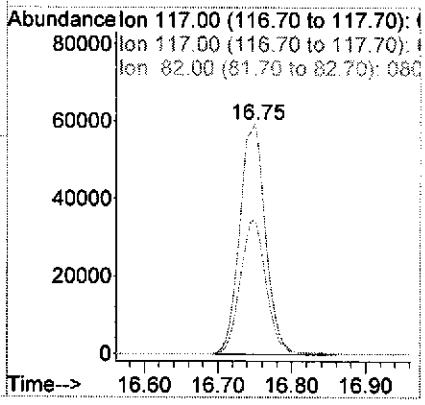

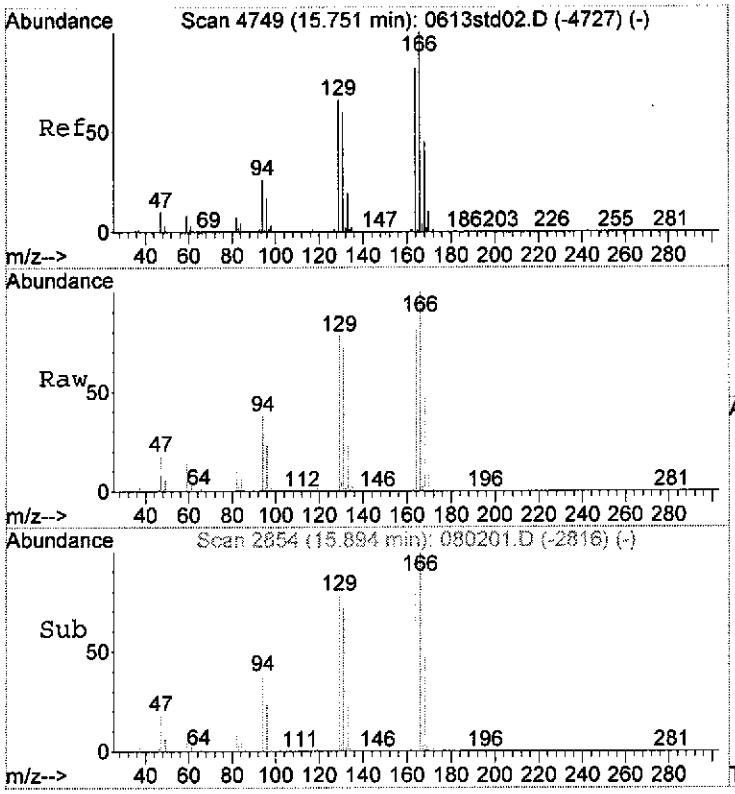

#44
Tetrachloroethylene
Concen: 3.45 ppbV
RT: 15.89 min Scan# 2854
Delta R.T. 0.01 min
Lab File: 080201.D
Acq: 02 Aug 06 13:25

Tgt Ion:166 Resp: 67521

Ion	Ratio	Lower	Upper
166	100		
166	100.0	80.0	120.0
164	78.8	72.8	109.2

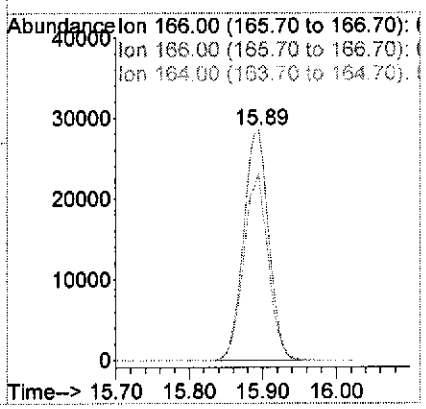

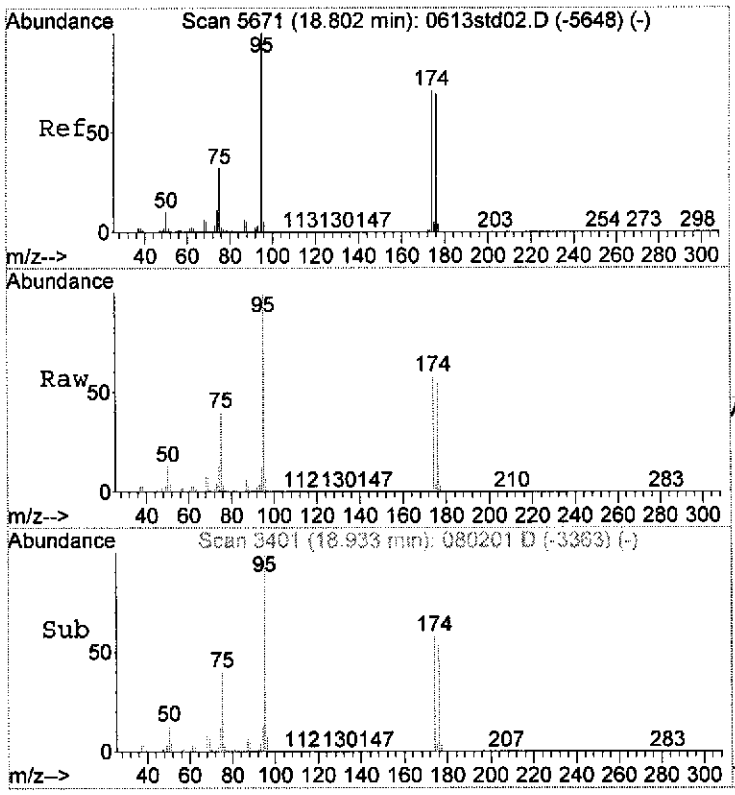

#52
Bromofluorobenzene_(tune_std)
Concen: Below ppbV
RT: 18.93 min Scan# 3401
Delta R.T. 0.01 min
Lab File: 080201.D
Acq: 02 Aug 06 13:25

Tgt Ion: 95 Resp: 96324

Ion	Ratio	Lower	Upper
95	100		
95	100.0	80.0	120.0
174	57.8	47.2	70.8

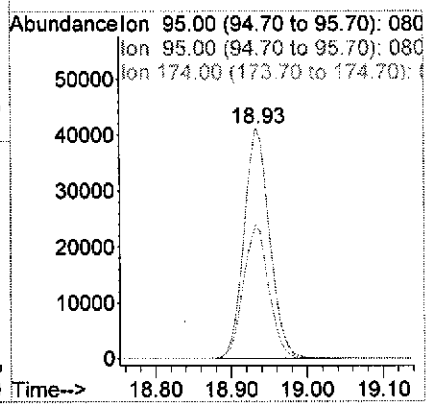

Quantitation Report (QT Reviewed)

Data Path : C:\MSDChem\1\DATA\Aug06\
Data File : 080211.D
Acq On : 02 Aug 06 21:01
Operator : .
Sample : 60419-09.
Misc : .
ALS Vial : 7 Sample Multiplier: 1

Quant Time: Aug 03 08:14:48 2006
Quant Method : C:\MSDCHEM\1\METHODS\PAL0726.M
Quant Title : TO-15
QLast Update : Wed Aug 02 16:15:53 2006
Response via : Initial Calibration

Internal Standards	R.T.	QIon	Response	Conc	Units	Dev(Min)
1) Bromochloromethane_(IS)	9.21	130	47628	10.00	ppbV	0.02
25) Difluorobenzene,_1,4-_(IS)	11.37	114	250621	10.00	ppbV	0.00
40) Chlorobenzene,_d-5__(IS)	16.74	117	177640	10.00	ppbV	0.00
System Monitoring Compounds						
52) Bromofluorobenzene_(tune_s	18.93	95	118671	10.97	ppbV	0.00
Spiked Amount 10.000	Range	75 - 125	Recovery	=	109.70%	
Target Compounds						Qvalue
2) Dichlorodifluoromethane	3.96	85	14772	0.60	ppbV	100
3) Chloromethane	4.16	50	47206	3.39	ppbV #	88
6) Butadiene,_1,3-	4.59	54	24430	1.70	ppbV #	55
10) Acetone	5.82	43	1961134	98.20	ppbV	96
11) Trichlorofluoromethane	5.97	101	99007	4.06	ppbV	97
13) Butyl_Alcohol,_tert	6.80	59	75350m	7.11	ppbV	
14) Methylene_chloride	6.86	49	14573	0.76	ppbV	97
17) Carbon_disulfide	7.11	76	30035	0.56	ppbV	100
21) Methyl_ethyl_ketone	8.52	43	497117	14.67	ppbV	100
23) Hexane	9.23	57	150382	4.86	ppbV	97
24) Chloroform	9.36	83	9011	0.31	ppbV	100
27) Trichloroethane,_1,1,1-	10.44	97	6135	0.21	ppbV	98
28) Benzene	10.96	78	265230	3.86	ppbV	98
30) Cyclohexane	11.26	56	44657	1.16	ppbV	97
33) Trichloroethylene	12.20	130	12044	0.41	ppbV	96
34) Trimethylpentane,_2,2,4-	12.29	57	9089298	212.22	ppbV #	80
35) Heptane	12.56	43	90909	2.26	ppbV	100
37) Methyl_isobutyl_ketone	13.26	43	34267	0.78	ppbV	98
41) Toluene	14.44	91	1480140	21.72	ppbV	99
44) Tetrachloroethylene	15.89	166	208261	8.55	ppbV	94
46) Ethylbenzene	17.32	91	380973	4.85	ppbV	97
47) Xylene,_m_&_p-	17.57	91	1122888	9.02	ppbV	98
51) Xylene,_o-	18.25	91	353944	5.46	ppbV	99
54) Ethyltoluene,_4-	20.19	105	158870	2.03	ppbV	98
55) Trimethylbenzene,_1,3,5-	20.32	105	113336	1.66	ppbV	96
56) Trimethylbenzene,_1,2,4-	21.02	105	443741	6.77	ppbV	97

(#) = qualifier out of range (m) = manual integration (+) = signals summed

Quantitation Report (QT Reviewed)

Data Path : C:\MSDChem\1\DATA\Aug06\
Data File : 080211.D
Acq On : 02 Aug 06 21:01
Operator : .
Sample : 60419-09.
Misc : .
ALS Vial : 7 Sample Multiplier: 1

Quant Time: Aug 03 08:14:48 2006
Quant Method : C:\MSDCHEM\1\METHODS\PAL0726.M
Quant Title : TO-15
QLast Update : Wed Aug 02 16:15:53 2006
Response via : Initial Calibration

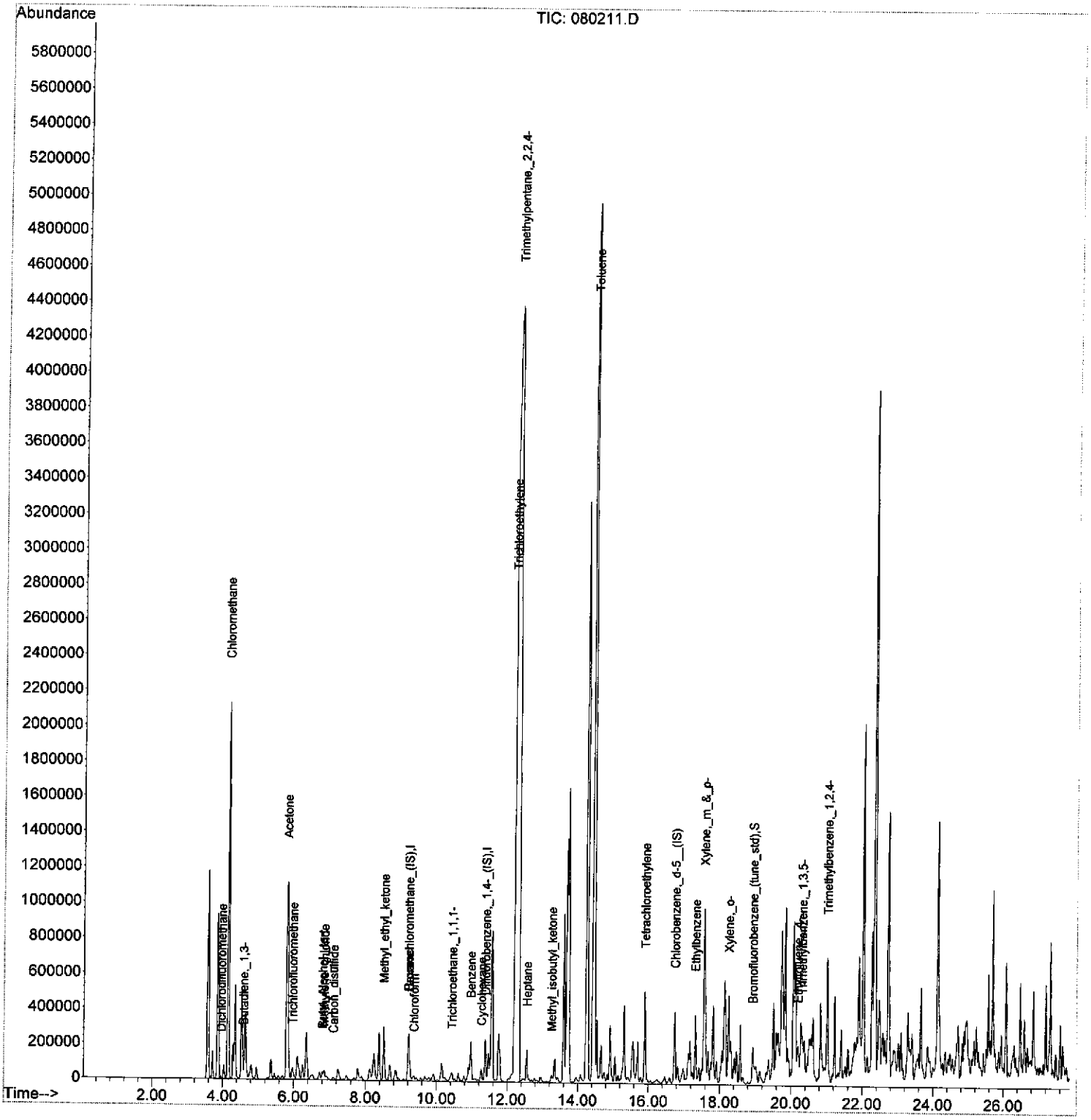

PAL0726.M Thu Aug 03 08:16:10 2006 S1

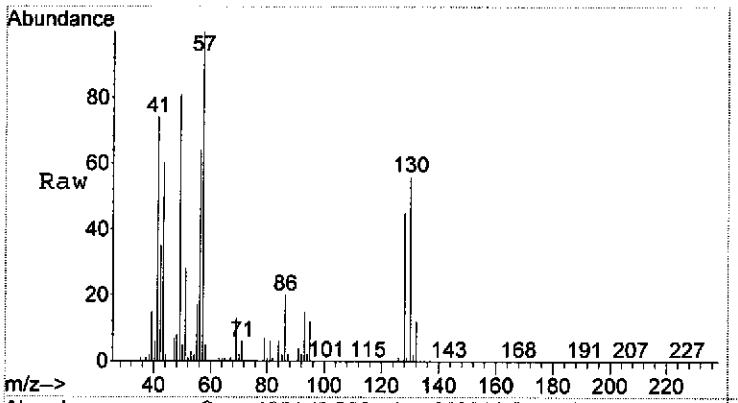

#1
Bromochloromethane_(IS)
Concen: 10.00 ppbV
RT: 9.21 min Scan# 1651
Delta R.T. 0.02 min
Lab File: 080211.D
Acq: 02 Aug 06 21:01

Tgt Ion:130 Resp: 47628

Ion	Ratio	Lower	Upper
130	100		
130	100.0	80.0	120.0
128	79.9	66.4	99.6

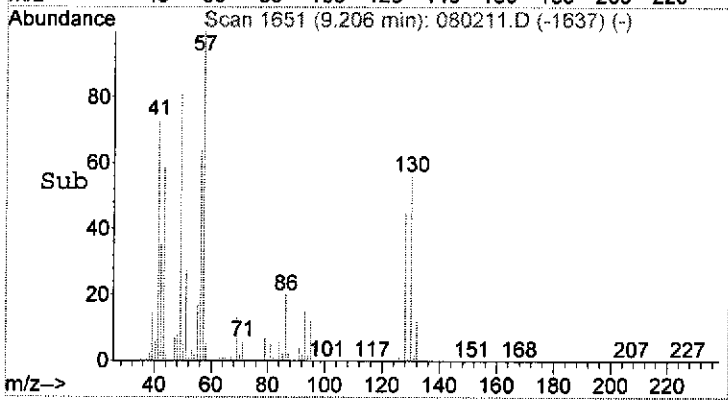

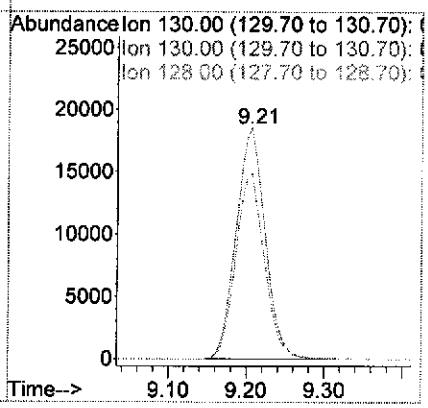

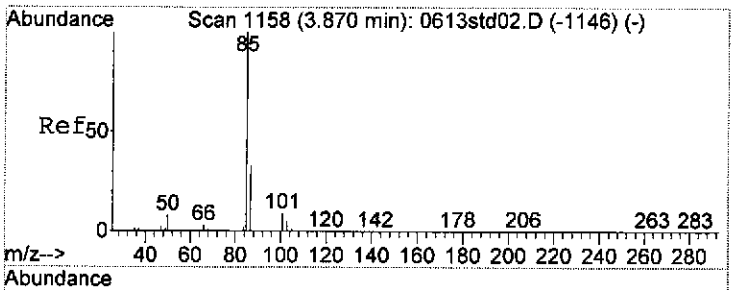

#2
Dichlorodifluoromethane
Concen: 0.60 ppbV
RT: 3.96 min Scan# 707
Delta R.T. 0.01 min
Lab File: 080211.D
Acq: 02 Aug 06 21:01

Tgt Ion: 85 Resp: 14772

Ion	Ratio	Lower	Upper
85	100		
85	100.0	80.0	120.0
87	31.9	24.8	37.2

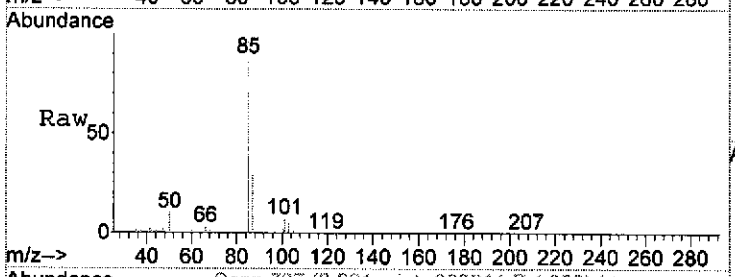

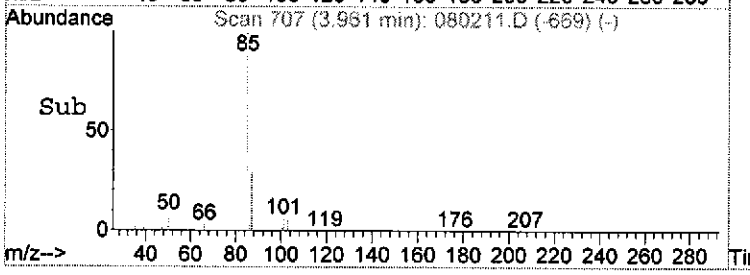

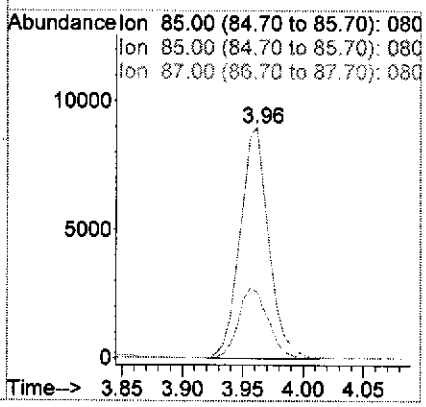

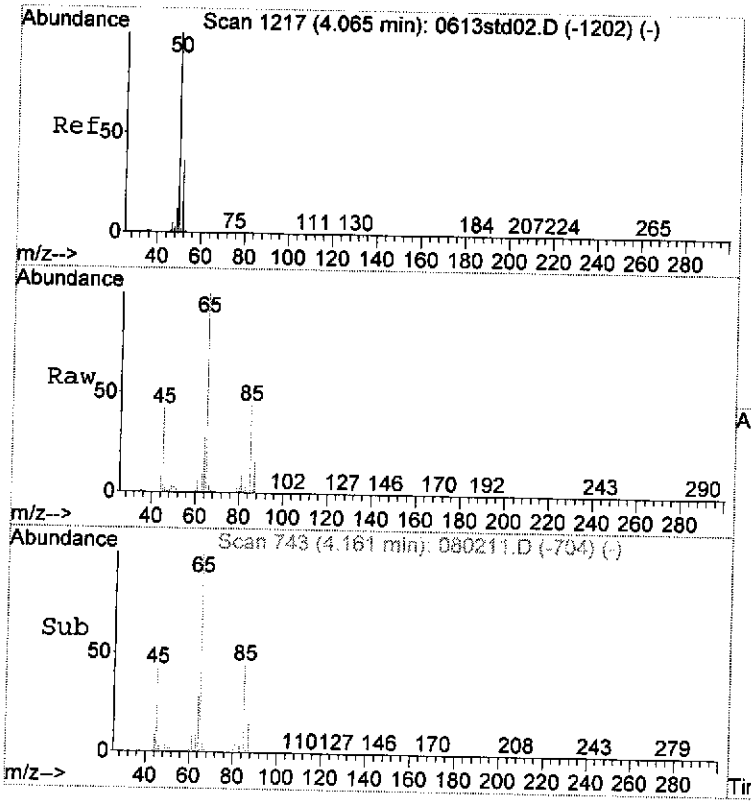

#3
Chloromethane
Concen: 3.39 ppbV
RT: 4.16 min Scan# 743
Delta R.T. 0.02 min
Lab File: 080211.D
Acq: 02 Aug 06 21:01

Tgt Ion: 50 Resp: 47206

Ion	Ratio	Lower	Upper
50	100		
50	100.0	80.0	120.0
52	3.9	25.6	38.4#

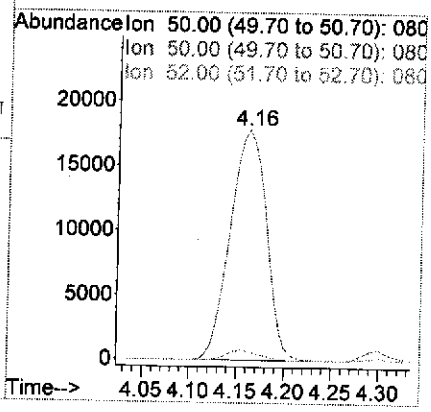

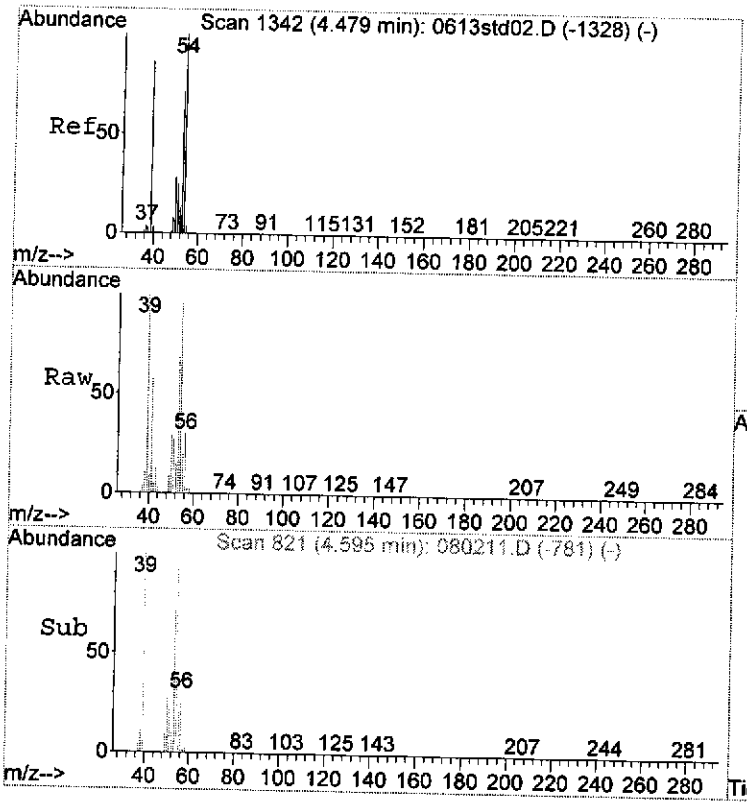

#6
Butadiene,_1,3-
Concen: 1.70 ppbV
RT: 4.59 min Scan# 821
Delta R.T. 0.02 min
Lab File: 080211.D
Acq: 02 Aug 06 21:01

Tgt Ion: 54 Resp: 24430

Ion	Ratio	Lower	Upper
54	100		
54	100.0	80.0	120.0
39	0.0	72.0	108.0#

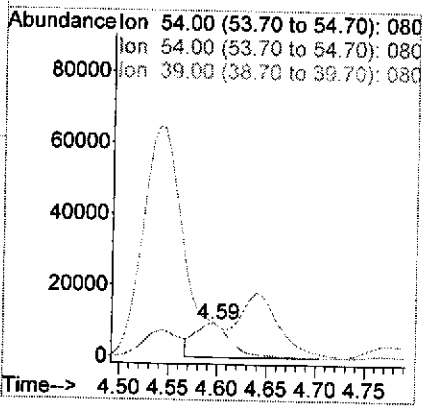

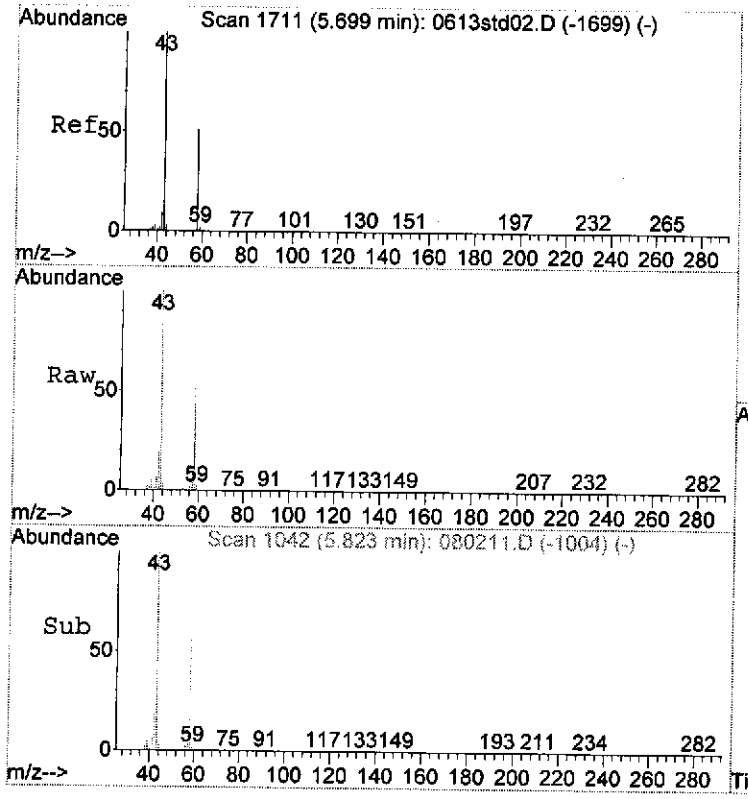

#10
Acetone
Concen: 98.20 ppbV
RT: 5.82 min Scan# 1042
Delta R.T. 0.01 min
Lab File: 080211.D
Acq: 02 Aug 06 21:01

Tgt Ion: 43 Resp: 1961134

Ion	Ratio	Lower	Upper
43	100		
43	100.0	80.0	120.0
58	54.1	36.8	55.2

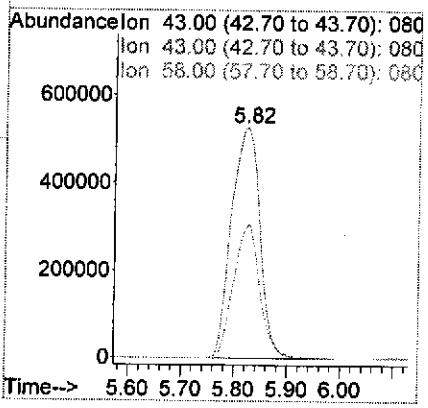

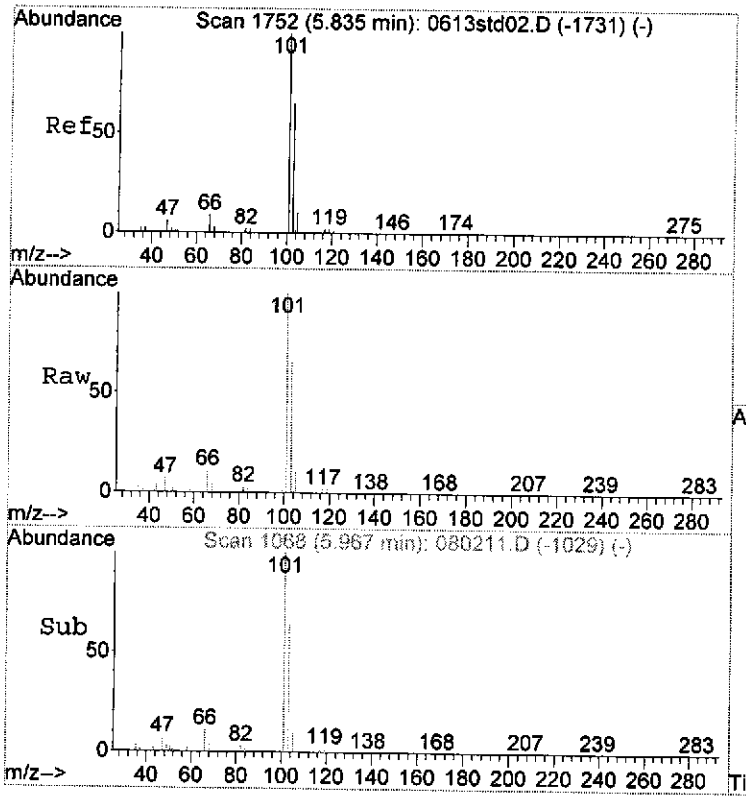

#11
Trichlorofluoromethane
Concen: 4.06 ppbV
RT: 5.97 min Scan# 1068
Delta R.T. 0.02 min
Lab File: 080211.D
Acq: 02 Aug 06 21:01

Tgt Ion:101 Resp: 99007

Ion	Ratio	Lower	Upper
101	100		
101	100.0	80.0	120.0
103	64.9	47.2	70.8

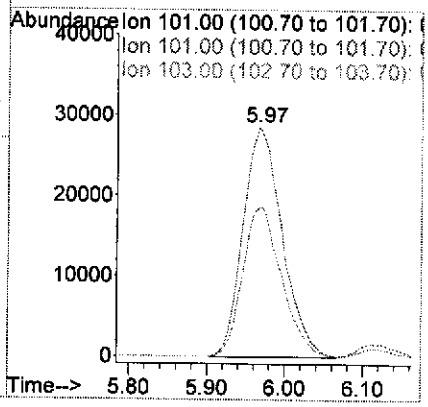

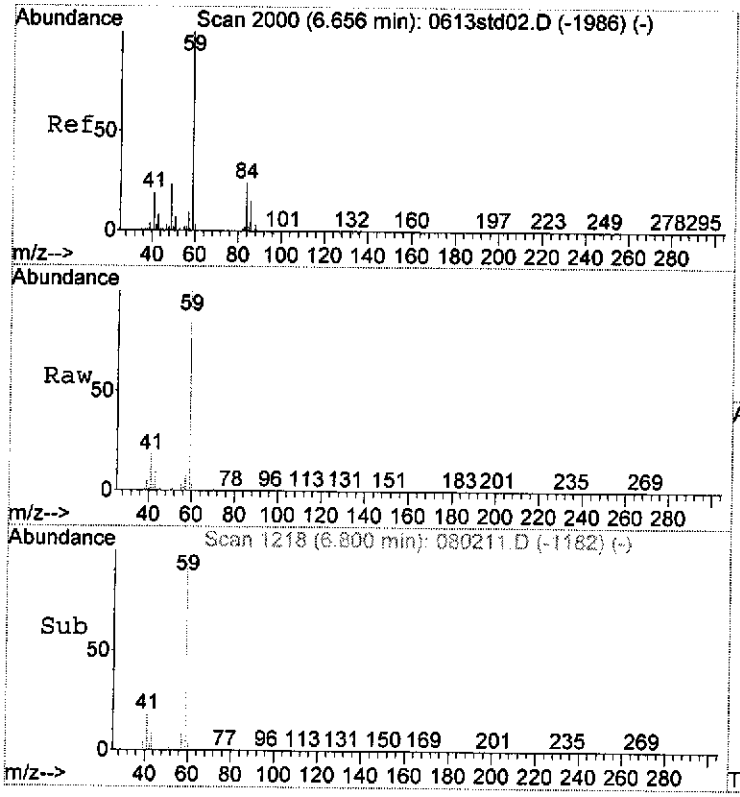

#13
Butyl_Alcohol,_tert
Concen: 7.11 ppbV m
RT: 6.80 min Scan# 1218
Delta R.T. -0.00 min
Lab File: 080211.D
Acq: 02 Aug 06 21:01

Tgt Ion: 59 Resp: 75350

Ion	Ratio	Lower	Upper
59	100		
59	84.3	80.0	120.0

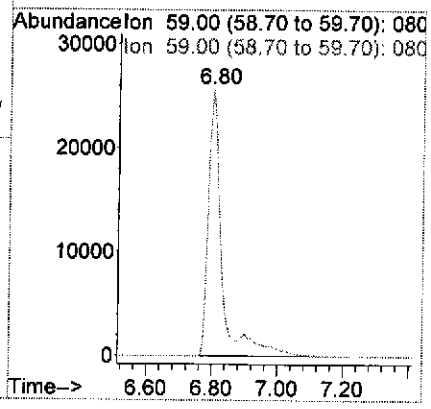

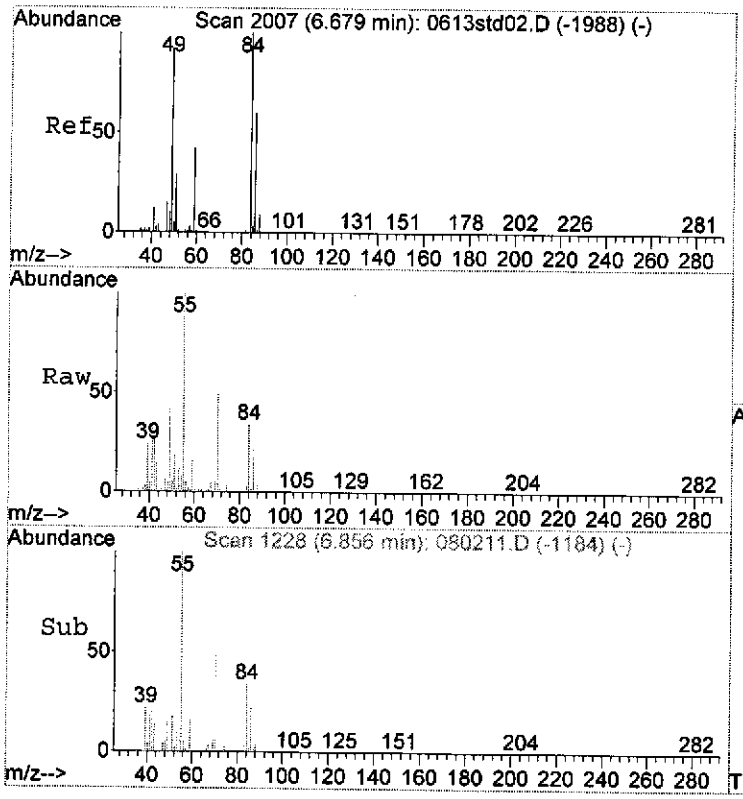

#14
Methylene_chloride
Concen: 0.76 ppbV
RT: 6.86 min Scan# 1228
Delta R.T. 0.04 min
Lab File: 080211.D
Acq: 02 Aug 06 21:01

Tgt Ion: 49 Resp: 14573

Ion	Ratio	Lower	Upper
49	100		
49	100.0	80.0	120.0
84	80.4	68.8	103.2

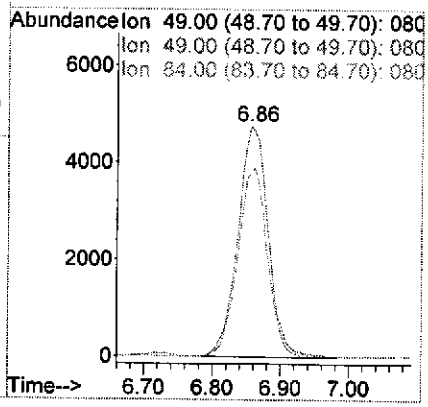

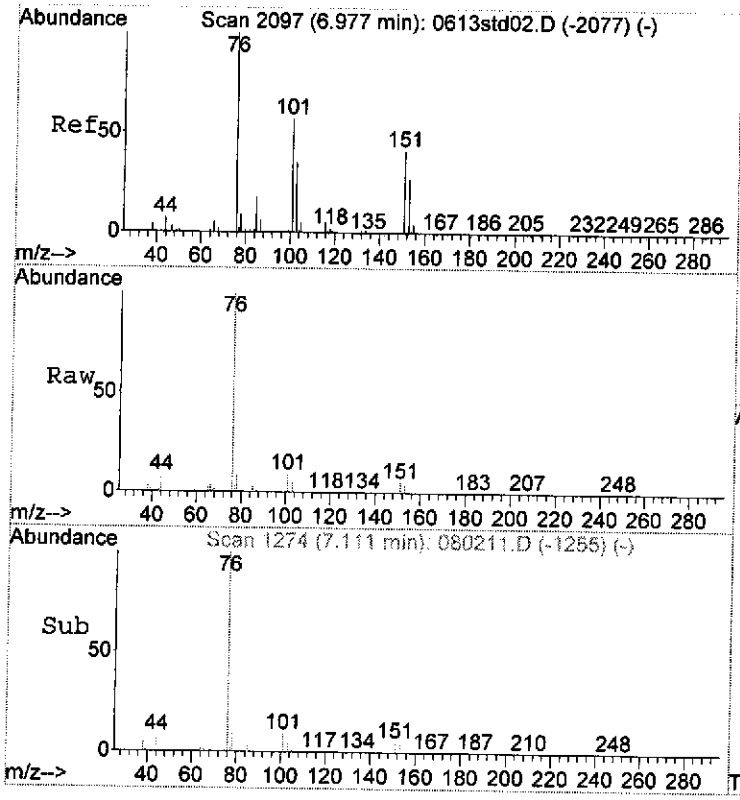

#17
Carbon_disulfide
Concen: 0.56 ppbV
RT: 7.11 min Scan# 1274
Delta R.T. 0.00 min
Lab File: 080211.D
Acq: 02 Aug 06 21:01

Tgt Ion: 76 Resp: 30035

Ion	Ratio	Lower	Upper
76	100		
76	100.0	80.0	120.0
44	8.5	6.0	9.0

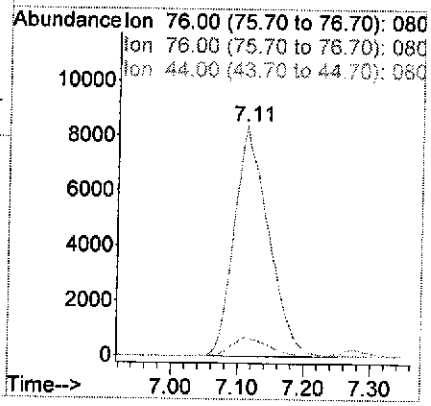

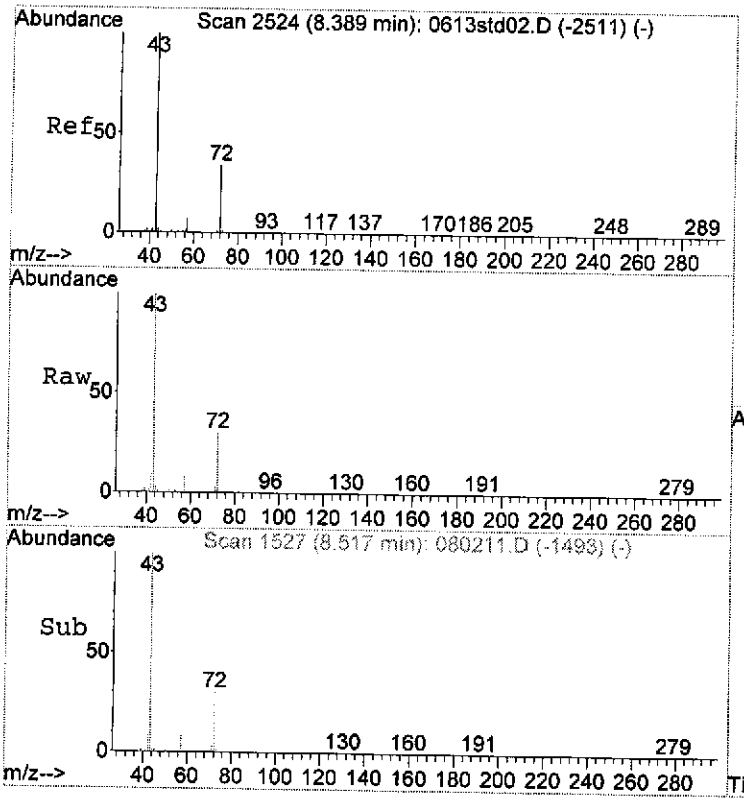

#21
Methyl_ethyl_ketone
Concen: 14.67 ppbV
RT: 8.52 min Scan# 1527
Delta R.T. -0.01 min
Lab File: 080211.D
Acq: 02 Aug 06 21:01

Tgt Ion: 43 Resp: 497117

Ion	Ratio	Lower	Upper
43	100		
43	100.0	80.0	120.0
72	29.5	24.0	36.0

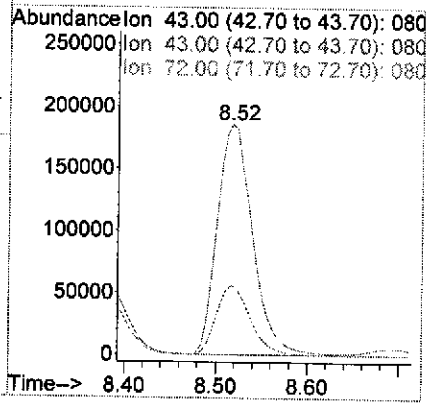

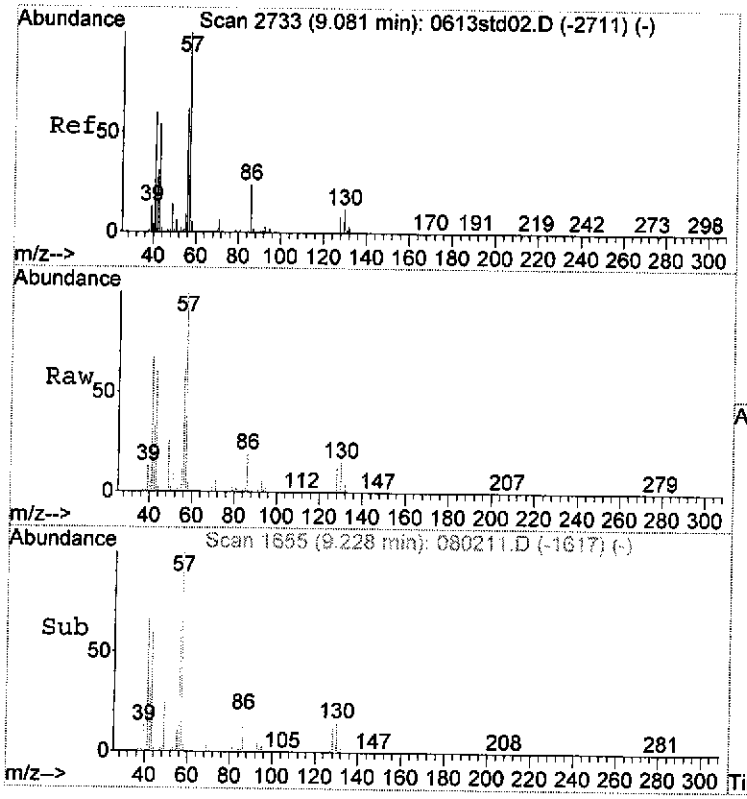

#23
Hexane
Concen: 4.86 ppbV
RT: 9.23 min Scan# 1655
Delta R.T. 0.01 min
Lab File: 080211.D
Acq: 02 Aug 06 21:01

Tgt Ion: 57 Resp: 150382

Ion	Ratio	Lower	Upper
57	100		
57	100.0	80.0	120.0
41	75.5	55.2	82.8

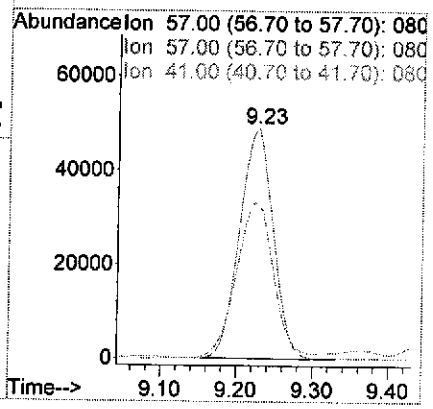

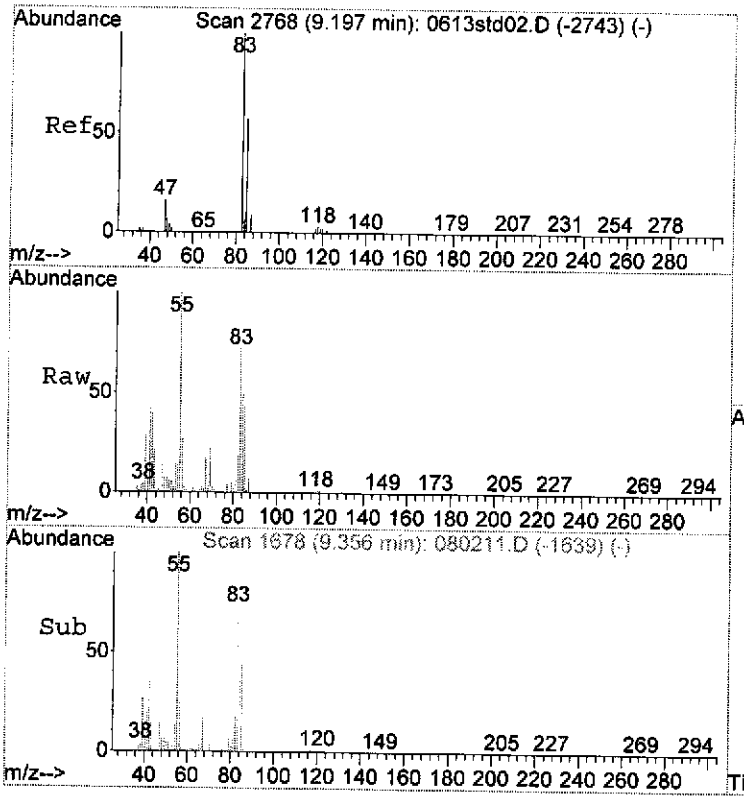

#24
Chloroform
Concen: 0.31 ppbV
RT: 9.36 min Scan# 1678
Delta R.T. 0.02 min
Lab File: 080211.D
Acq: 02 Aug 06 21:01

Tgt Ion: 83 Resp: 9011

Ion	Ratio	Lower	Upper
83	100		
83	100.0	80.0	120.0
85	62.7	50.4	75.6

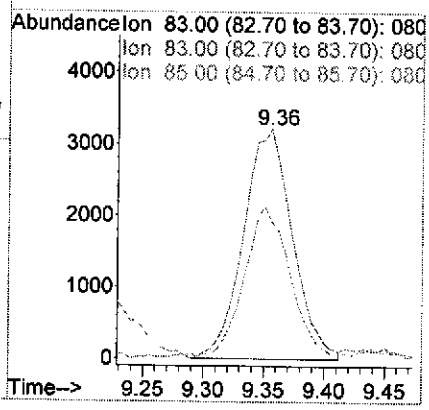

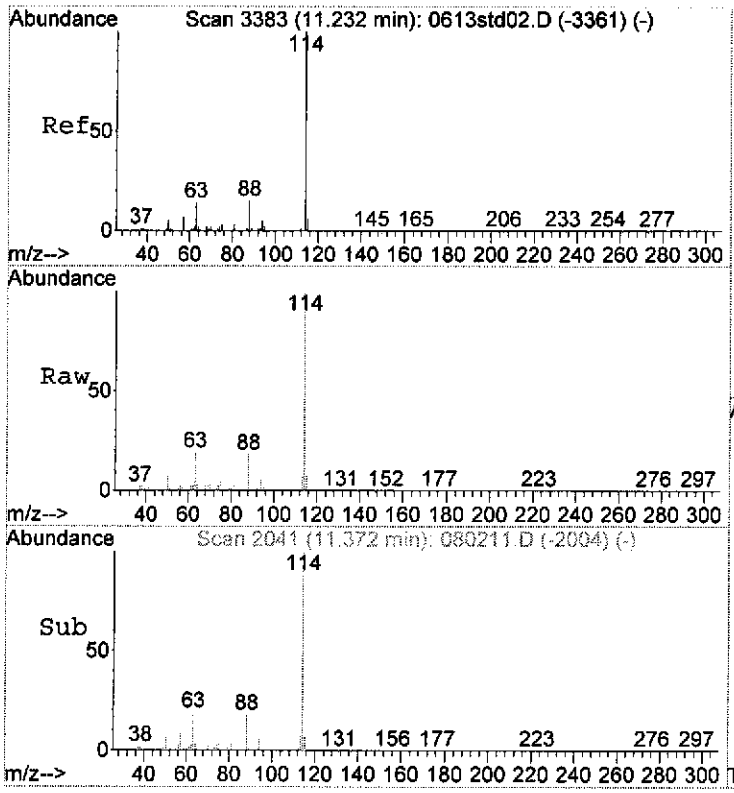

#25
Difluorobenzene,_1,4-_(IS)
Concen: 10.00 ppbV
RT: 11.37 min Scan# 2041
Delta R.T. 0.00 min
Lab File: 080211.D
Acq: 02 Aug 06 21:01

Tgt Ion:114 Resp: 250621

Ion	Ratio	Lower	Upper
114	100		
114	100.0	80.0	120.0
63	19.6	16.0	24.0

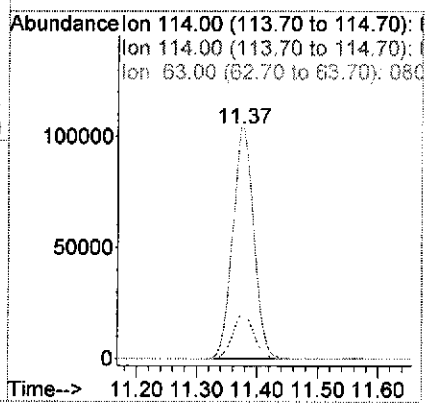

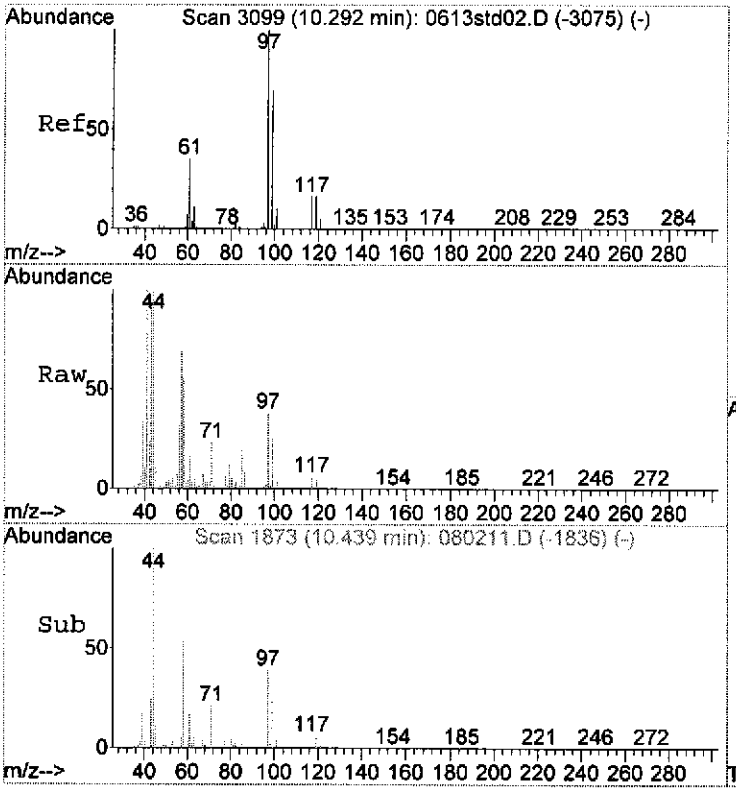

#27
Trichloroethane,_1,1,1-
Concen: 0.21 ppbV
RT: 10.44 min Scan# 1873
Delta R.T. 0.01 min
Lab File: 080211.D
Acq: 02 Aug 06 21:01

Tgt Ion: 97 Resp: 6135

Ion	Ratio	Lower	Upper
97	100		
97	100.0	80.0	120.0
99	62.8	46.4	69.6

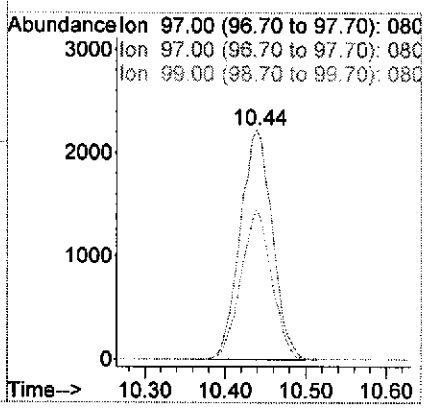



#28
Benzene
Concen: 3.86 ppbV
RT: 10.96 min Scan# 1967
Delta R.T. -0.00 min
Lab File: 080211.D
Acq: 02 Aug 06 21:01

Tgt Ion: 78 Resp: 265230

Ion	Ratio	Lower	Upper
78	100		
78	100.0	80.0	120.0
77	29.4	28.0	42.0

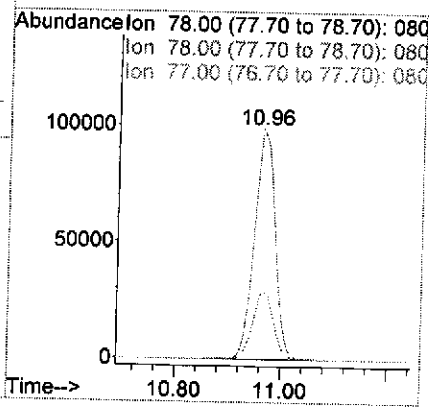

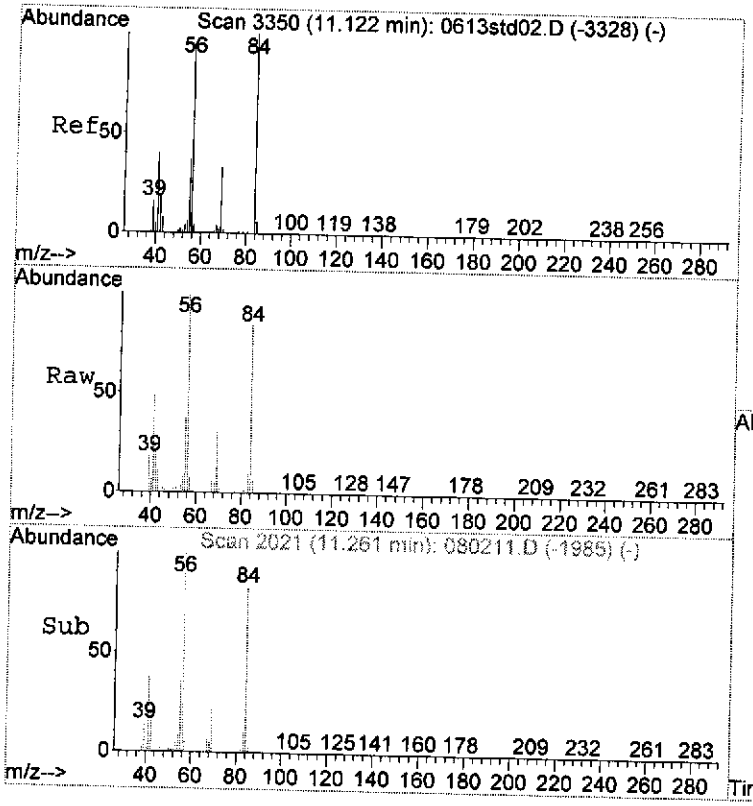

#30
Cyclohexane
Concen: 1.16 ppbV
RT: 11.26 min Scan# 2021
Delta R.T. -0.00 min
Lab File: 080211.D
Acq: 02 Aug 06 21:01

Tgt Ion: 56 Resp: 44657

Ion	Ratio	Lower	Upper
56	100		
56	100.0	80.0	120.0
84	90.1	68.0	102.0

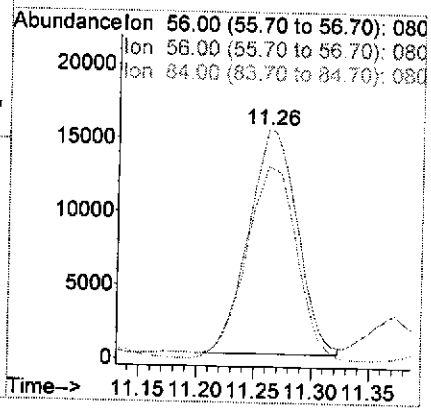

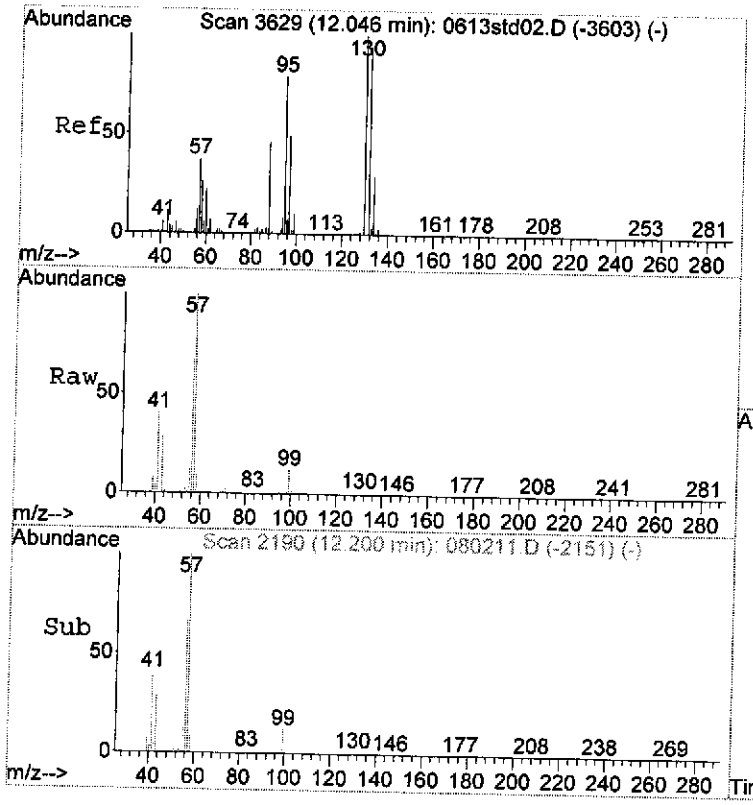

#33
Trichloroethylene
Concen: 0.41 ppbV
RT: 12.20 min Scan# 2190
Delta R.T. 0.02 min
Lab File: 080211.D
Acq: 02 Aug 06 21:01

Tgt Ion:130 Resp: 12044

Ion	Ratio	Lower	Upper
130	100		
130	100.0	80.0	120.0
132	92.7	67.2	100.8

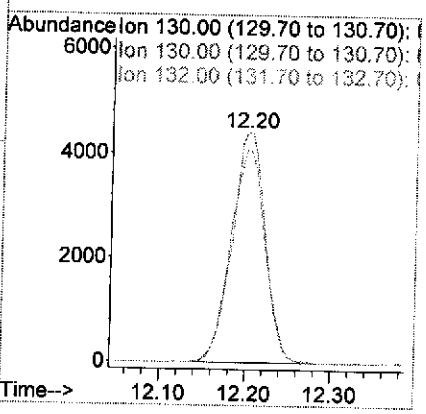

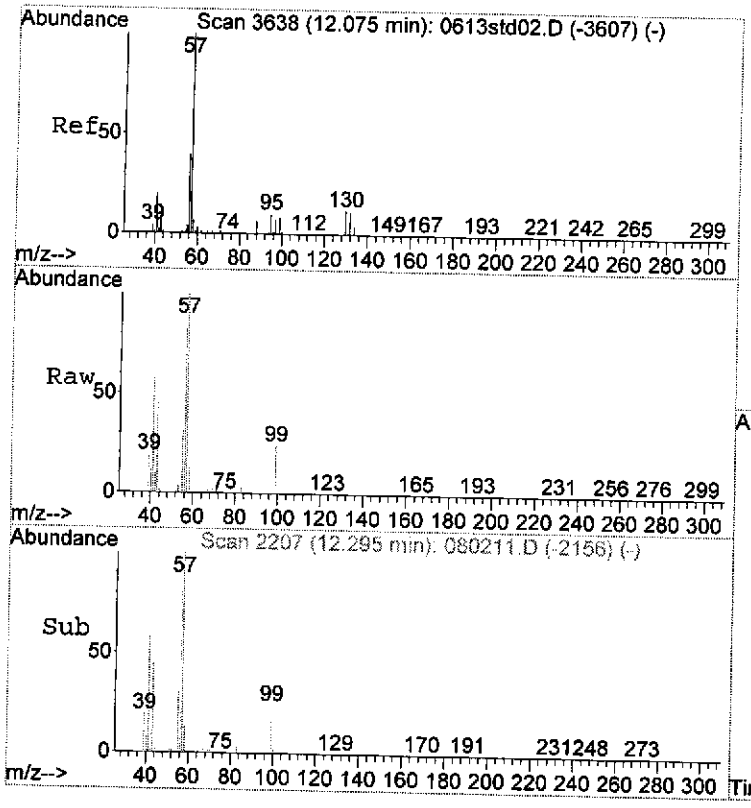

#34
Trimethylpentane,_2,2,4-
Concen: 212.22 ppbV
RT: 12.29 min Scan# 2207
Delta R.T. 0.08 min
Lab File: 080211.D
Acq: 02 Aug 06 21:01

Tgt Ion: 57 Resp: 9089298

Ion	Ratio	Lower	Upper
57	100		
57	100.0	80.0	120.0
56	0.0	34.4	51.6#

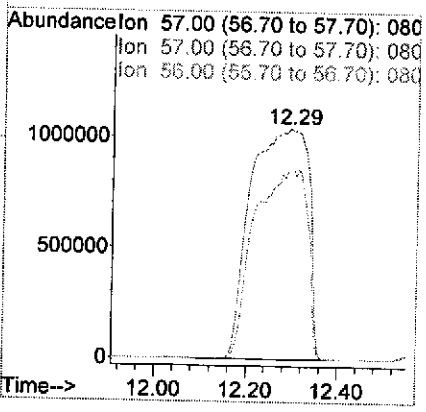

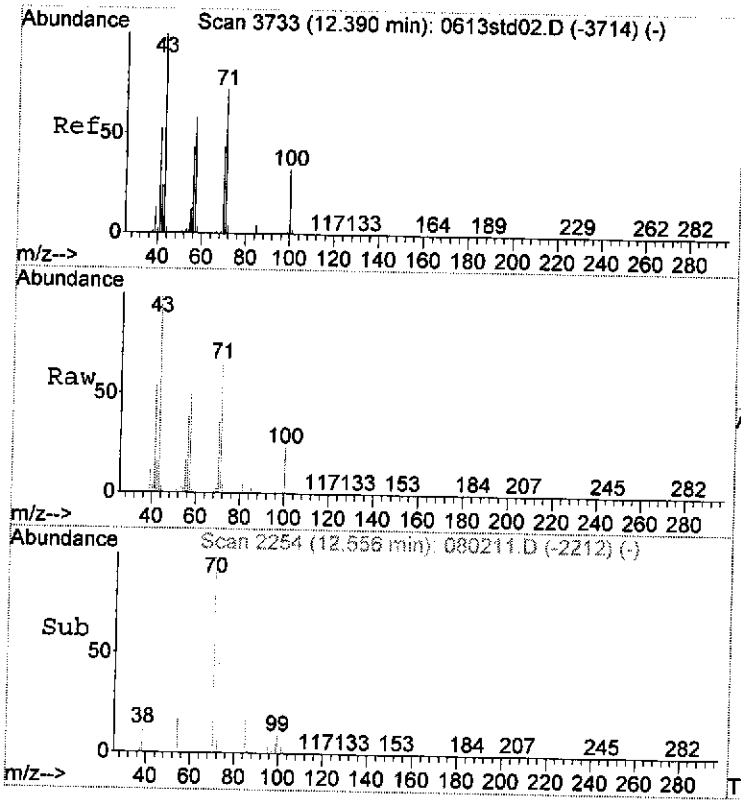

#35
Heptane
Concen: 2.26 ppbV
RT: 12.56 min Scan# 2254
Delta R.T. 0.03 min
Lab File: 080211.D
Acq: 02 Aug 06 21:01

Tgt Ion: 43 Resp: 90909

Ion	Ratio	Lower	Upper
43	100		
43	100.0	80.0	120.0
71	64.8	51.2	76.8

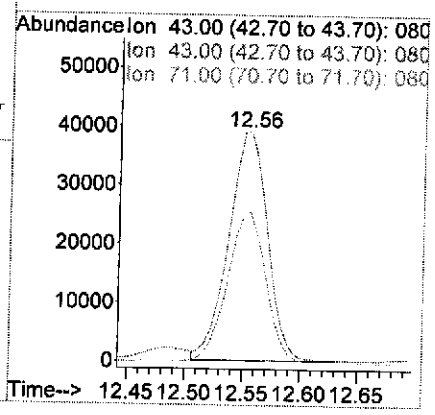

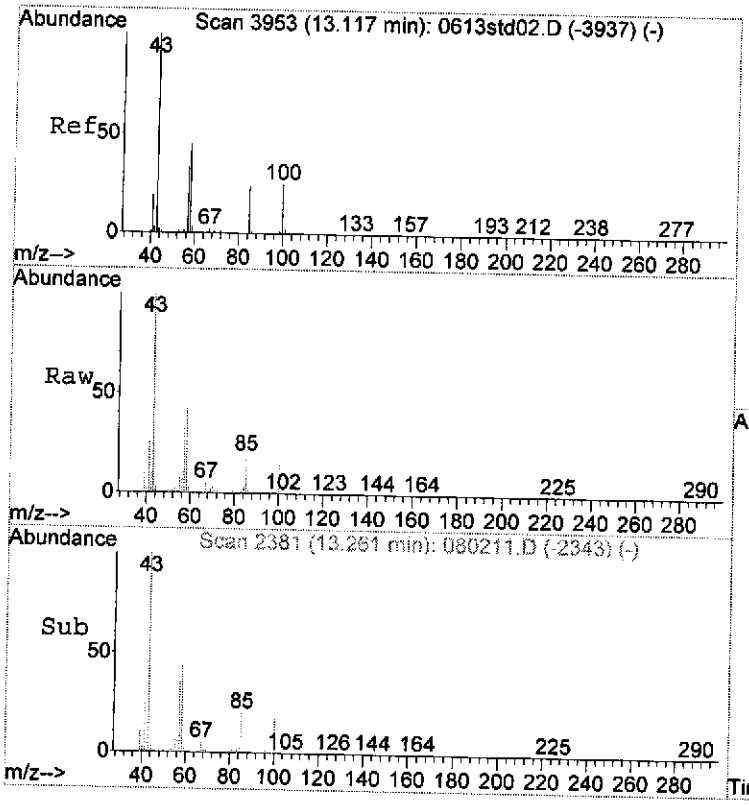

#37
Methyl_isobutyl_ketone
Concen: 0.78 ppbV
RT: 13.26 min Scan# 2381
Delta R.T. 0.01 min
Lab File: 080211.D
Acq: 02 Aug 06 21:01

Tgt Ion: 43 Resp: 34267

Ion	Ratio	Lower	Upper
43	100		
43	100.0	80.0	120.0
58	42.2	36.8	55.2

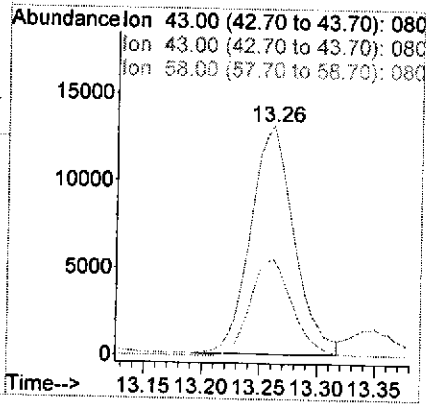

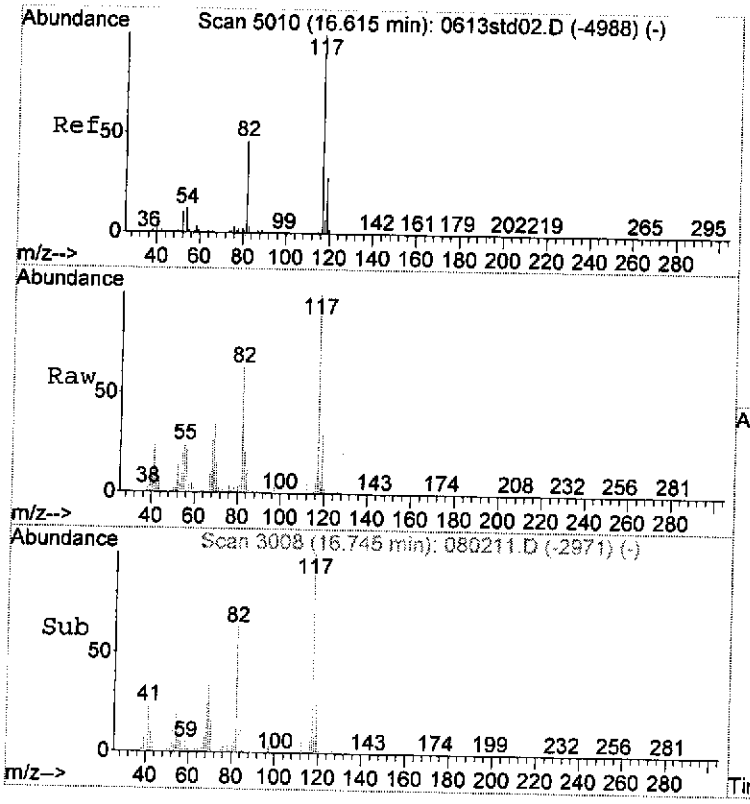

#40
Chlorobenzene, d-5 (IS)
Concen: 10.00 ppbV
RT: 16.74 min Scan# 3008
Delta R.T. 0.01 min
Lab File: 080211.D
Acq: 02 Aug 06 21:01

Tgt Ion:117 Resp: 177640

Ion	Ratio	Lower	Upper
117	100		
117	100.0	80.0	120.0
82	67.4	49.6	74.4

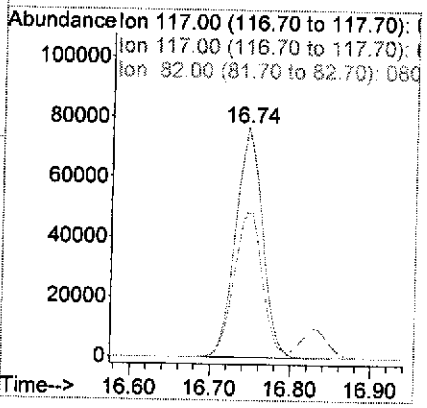

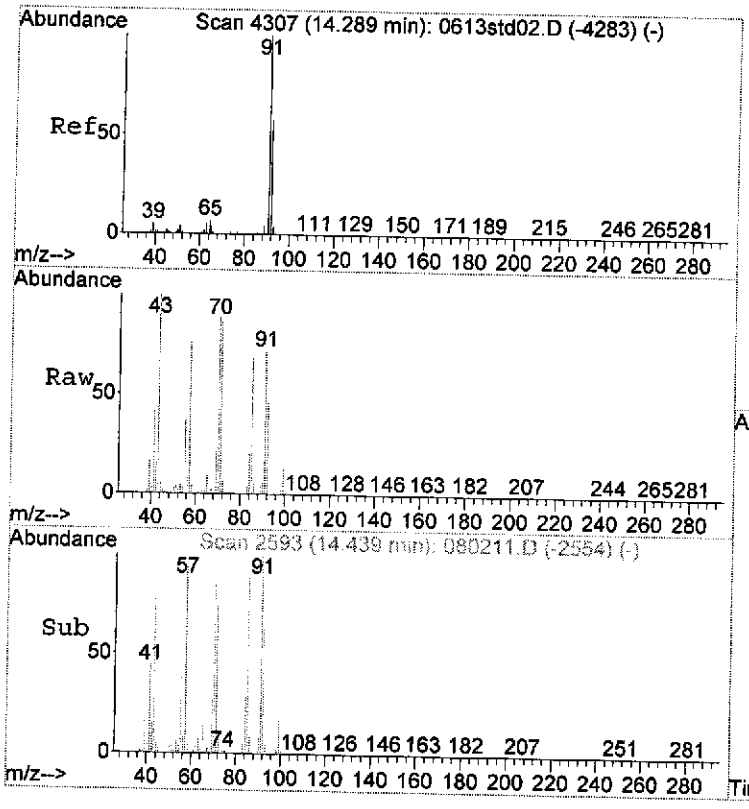

#41
Toluene
Concen: 21.72 ppbV
RT: 14.44 min Scan# 2593
Delta R.T. 0.02 min
Lab File: 080211.D
Acq: 02 Aug 06 21:01

Tgt Ion: 91 Resp: 1480140

Ion	Ratio	Lower	Upper
91	100		
91	100.0	80.0	120.0
92	62.7	51.2	76.8

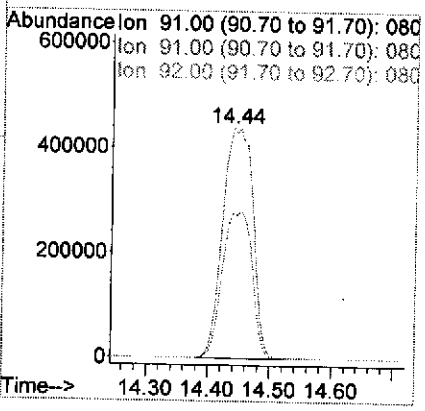

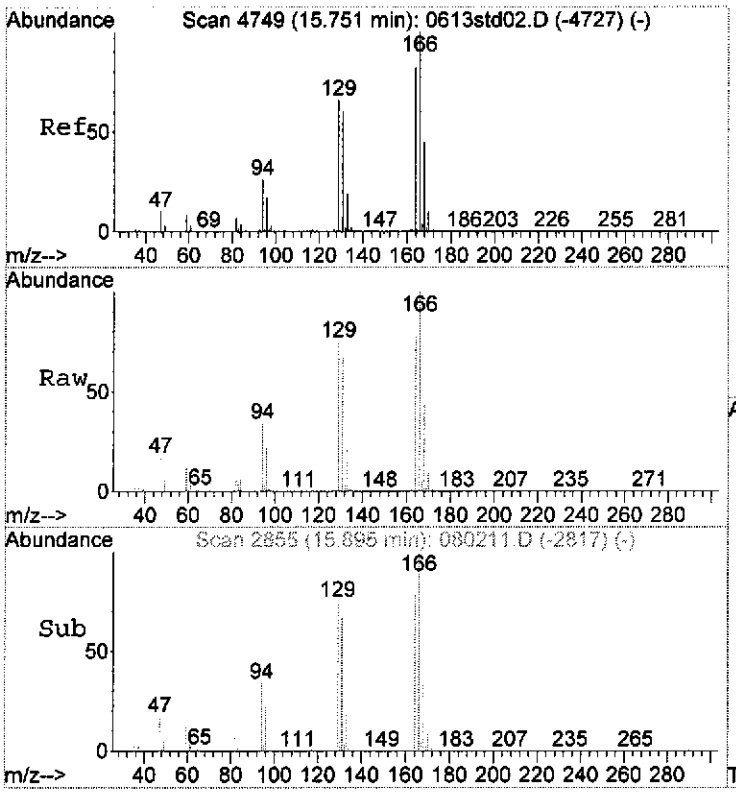

#44
Tetrachloroethylene
Concen: 8.55 ppbV
RT: 15.89 min Scan# 2855
Delta R.T. 0.01 min
Lab File: 080211.D
Acq: 02 Aug 06 21:01

Tgt Ion:166 Resp: 208261

Ion	Ratio	Lower	Upper
166	100		
166	100.0	80.0	120.0
164	80.0	72.8	109.2

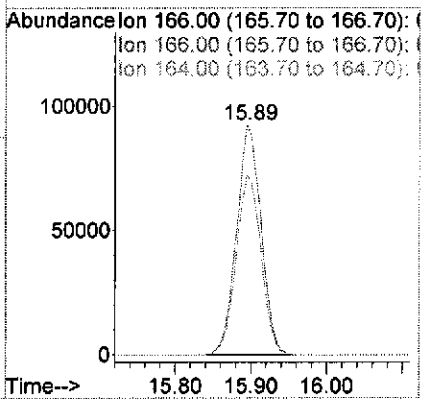

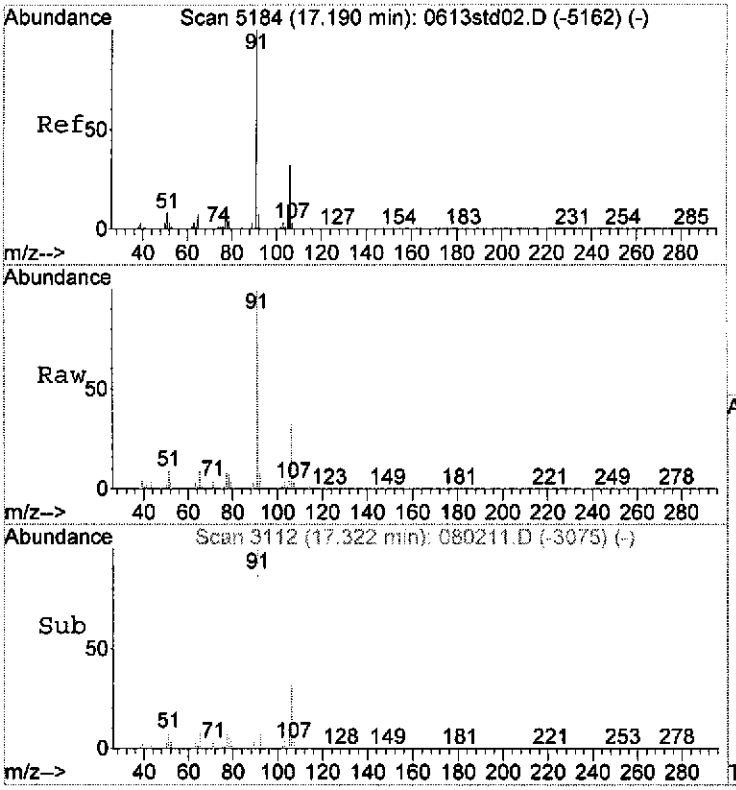

#46
Ethylbenzene
Concen: 4.85 ppbV
RT: 17.32 min Scan# 3112
Delta R.T. 0.01 min
Lab File: 080211.D
Acq: 02 Aug 06 21:01

Tgt Ion: 91 Resp: 380973

Ion	Ratio	Lower	Upper
91	100		
91	100.0	80.0	120.0
106	31.9	30.4	45.6

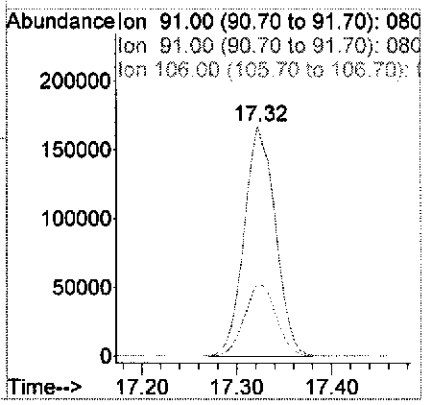

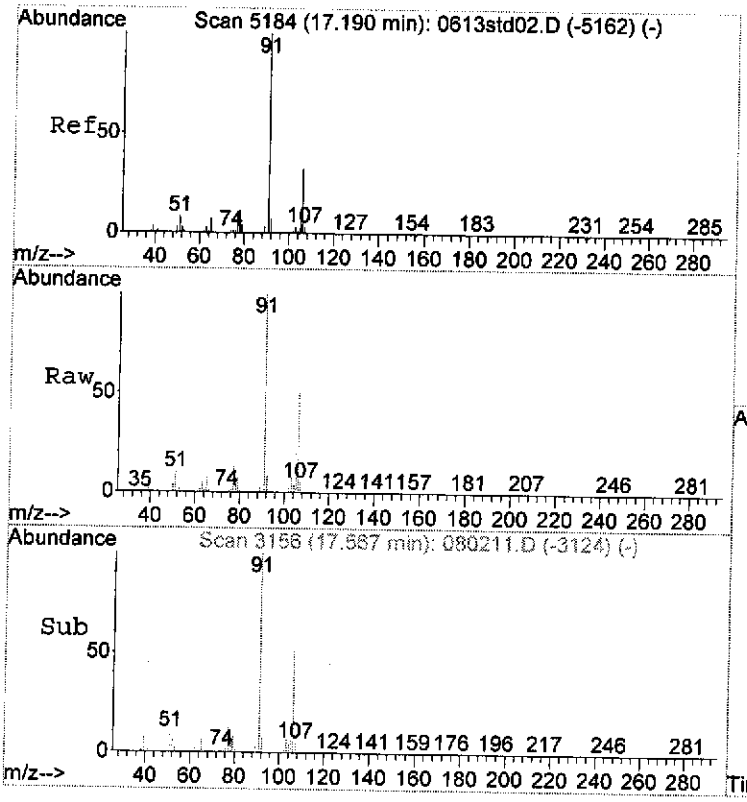

#47
Xylene,_m_&_p-
Concen: 9.02 ppbV
RT: 17.57 min Scan# 3156
Delta R.T. -0.02 min
Lab File: 080211.D
Acq: 02 Aug 06 21:01

Tgt Ion: 91 Resp: 1122888

Ion	Ratio	Lower	Upper
91	100		
91	100.0	80.0	120.0
106	50.2	44.0	66.0

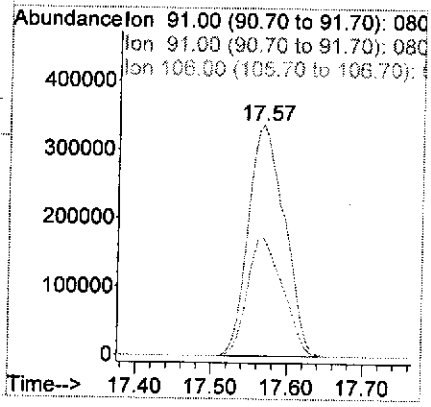

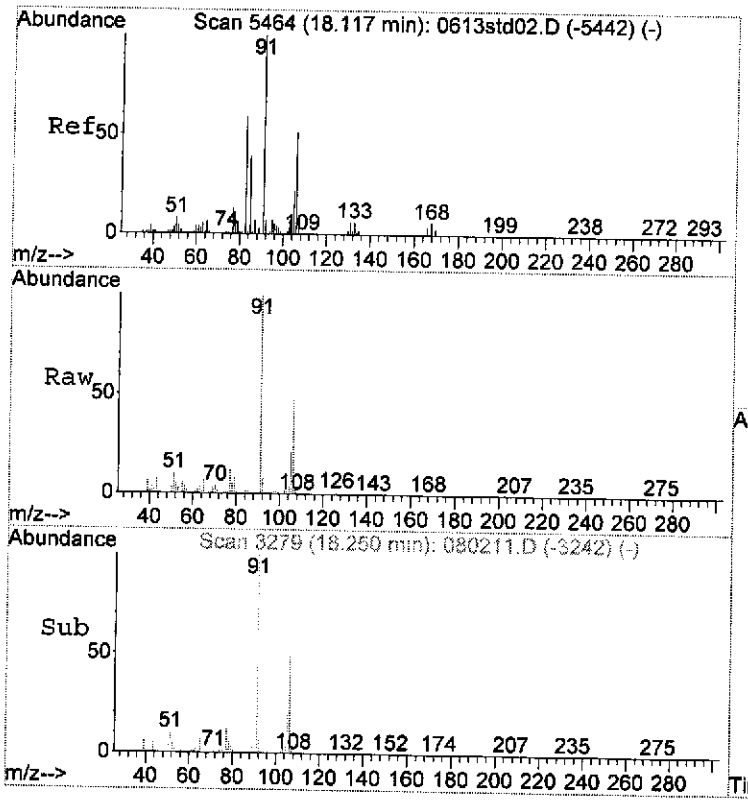

#51
Xylene,_o-
Concen: 5.46 ppbV
RT: 18.25 min Scan# 3279
Delta R.T. 0.00 min
Lab File: 080211.D
Acq: 02 Aug 06 21:01

Tgt Ion: 91 Resp: 353944

Ion	Ratio	Lower	Upper
91	100		
91	100.0	80.0	120.0
106	48.3	40.0	60.0

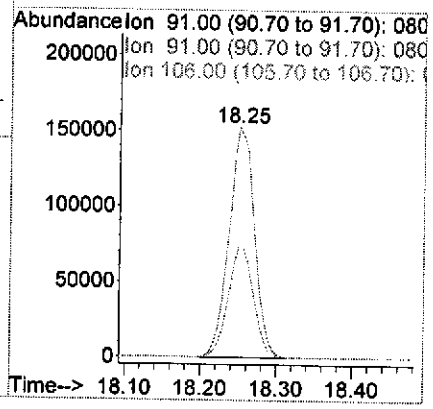

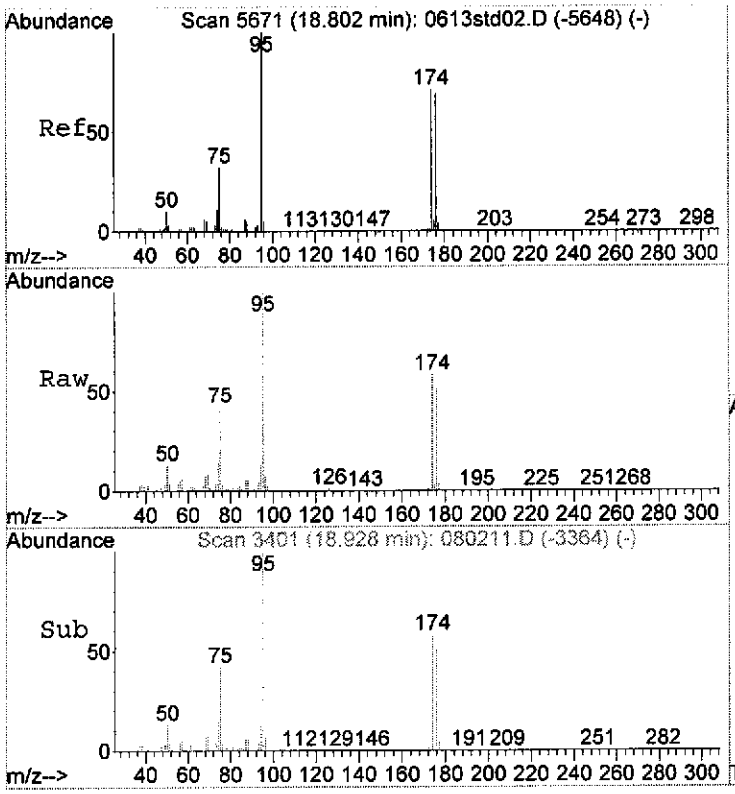

#52
Bromofluorobenzene_(tune_std)
Concen: 5.46 ppbV
RT: 18.93 min Scan# 3401
Delta R.T. 0.01 min
Lab File: 080211.D
Acq: 02 Aug 06 21:01

Tgt Ion: 95 Resp: 118671

Ion	Ratio	Lower	Upper
95	100		
95	100.0	80.0	120.0
174	55.7	47.2	70.8

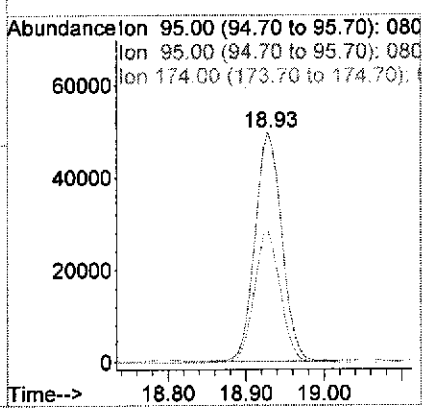



#54
Ethyltoluene,_4-
Concen: 2.03 ppbV
RT: 20.19 min Scan# 3628
Delta R.T. 0.01 min
Lab File: 080211.D
Acq: 02 Aug 06 21:01

Tgt Ion:105 Resp: 158870

Ion	Ratio	Lower	Upper
105	100		
105	100.0	80.0	120.0
120	29.8	28.0	42.0

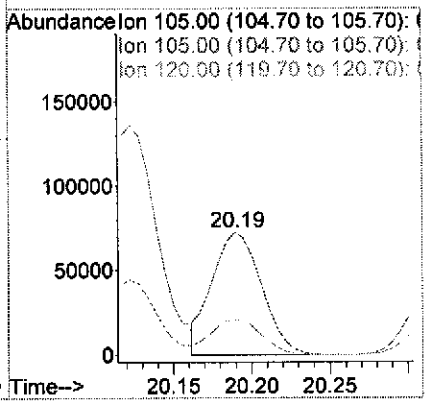

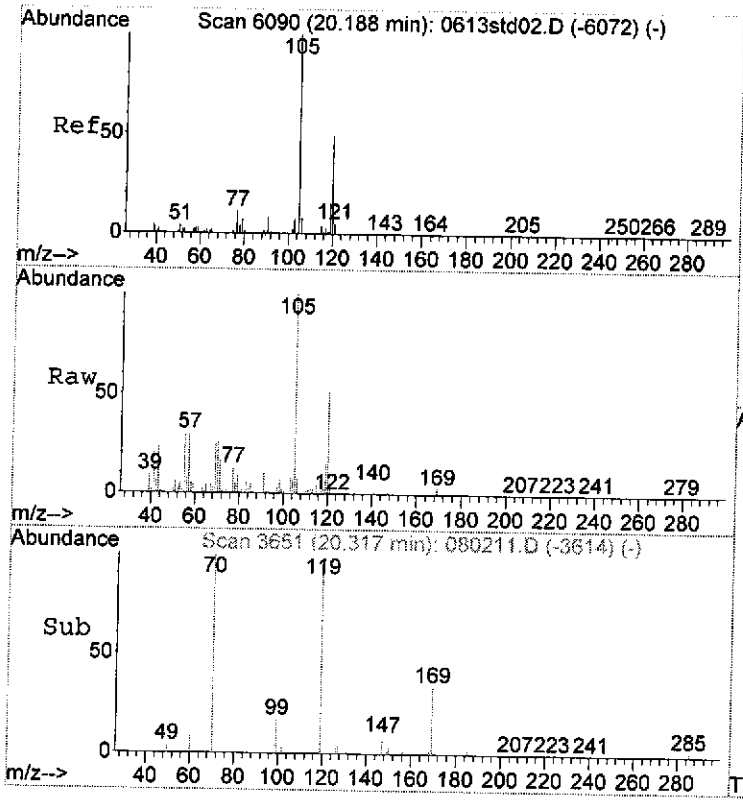

#55
Trimethylbenzene,_1,3,5-
Concen: 1.66 ppbV
RT: 20.32 min Scan# 3651
Delta R.T. 0.00 min
Lab File: 080211.D
Acq: 02 Aug 06 21:01

Tgt Ion:105 Resp: 113336

Ion	Ratio	Lower	Upper
105	100		
105	100.0	80.0	120.0
120	49.4	46.4	69.6

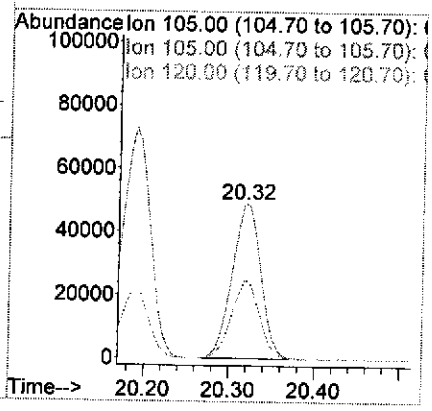

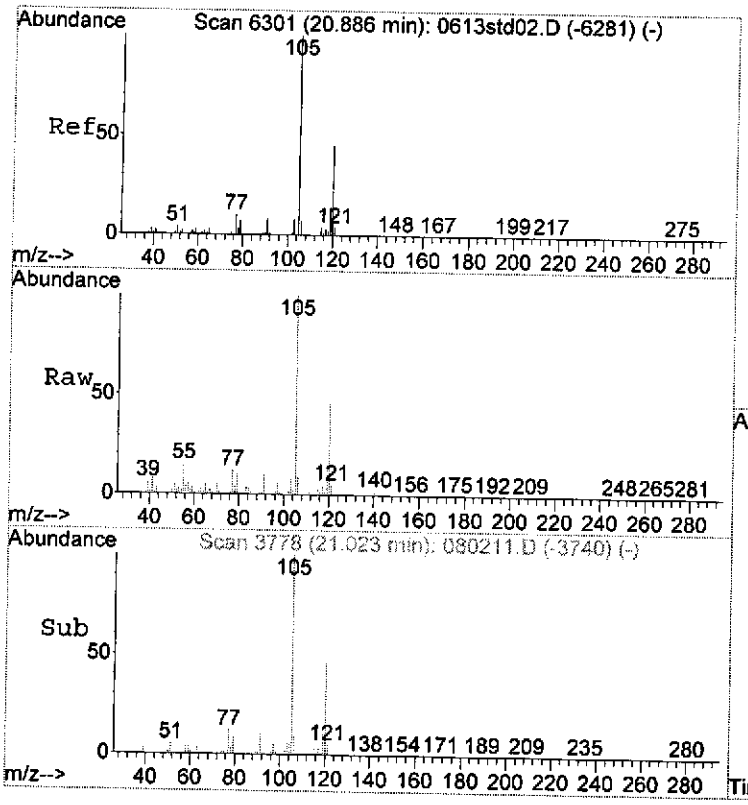

#56
Trimethylbenzene,_1,2,4-
Concen: 6.77 ppbV
RT: 21.02 min Scan# 3778
Delta R.T. 0.01 min
Lab File: 080211.D
Acq: 02 Aug 06 21:01

Tgt Ion:105 Resp: 443741

Ion	Ratio	Lower	Upper
105	100		
105	100.0	80.0	120.0
120	46.8	41.6	62.4

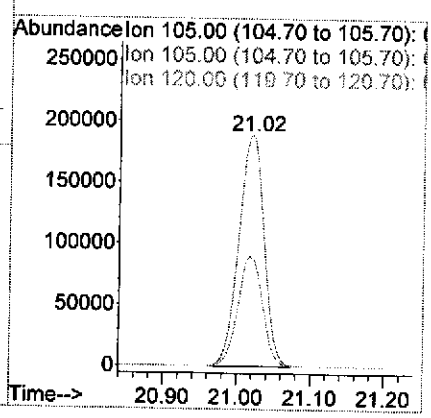

Quantitation Report (QT Reviewed)

Data Path : C:\MSDChem\1\DATA\Aug06\
Data File : 080210.D
Acq On : 02 Aug 06 20:18
Operator : .
Sample : 60419-09 x 25 dil.
Misc : .
ALS Vial : 6 Sample Multiplier: 1

Quant Time: Aug 03 08:09:57 2006
Quant Method : C:\MSDCHEM\1\METHODS\PAL0726.M
Quant Title : TO-15
QLast Update : Wed Aug 02 16:15:53 2006
Response via : Initial Calibration

Internal Standards	R.T.	QIon	Response	Conc	Units	Dev(Min)
1) Bromochloromethane_(IS)	9.17	130	45034	10.00	ppbV	-0.02
25) Difluorobenzene,_1,4-_(IS)	11.35	114	230086	10.00	ppbV	-0.02
40) Chlorobenzene,_d-5__(IS)	16.74	117	200576	10.00	ppbV	0.00
System Monitoring Compounds						
52) Bromofluorobenzene_(tune_s	18.93	95	134467	11.01	ppbV	0.00
Spiked Amount 10.000	Range	75 - 125	Recovery	=	110.10%	
Target Compounds						Qvalue
10) Acetone	5.79	43	89085	4.72	ppbV	98
11) Trichlorofluoromethane	5.95	101	5488	0.24	ppbV	96
13) Butyl_Alcohol,_tert	6.80	59	2997m	0.30	ppbV	
21) Methyl_ethyl_ketone	8.53	43	15893	0.50	ppbV	99
34) Trimethylpentane,_2,2,4-	12.22	57	2083815	53.00	ppbV #	80
41) Toluene	14.42	91	75772	0.98	ppbV	97
44) Tetrachloroethylene	15.89	166	8972	0.33	ppbV	95
47) Xylene,_m_&_p-	17.56	91	49228	0.35	ppbV	98

(#) = qualifier out of range (m) = manual integration (+) = signals summed

Quantitation Report (QT Reviewed)

Data Path : C:\MSDChem\1\DATA\Aug06\
Data File : 080210.D
Acq On : 02 Aug 06 20:18
Operator : .
Sample : 60419-09 x 25 dil.
Misc : .
ALS Vial : 6 Sample Multiplier: 1

Quant Time: Aug 03 08:09:57 2006
Quant Method : C:\MSDCHEM\1\METHODS\PAL0726.M
Quant Title : TO-15
QLast Update : Wed Aug 02 16:15:53 2006
Response via : Initial Calibration

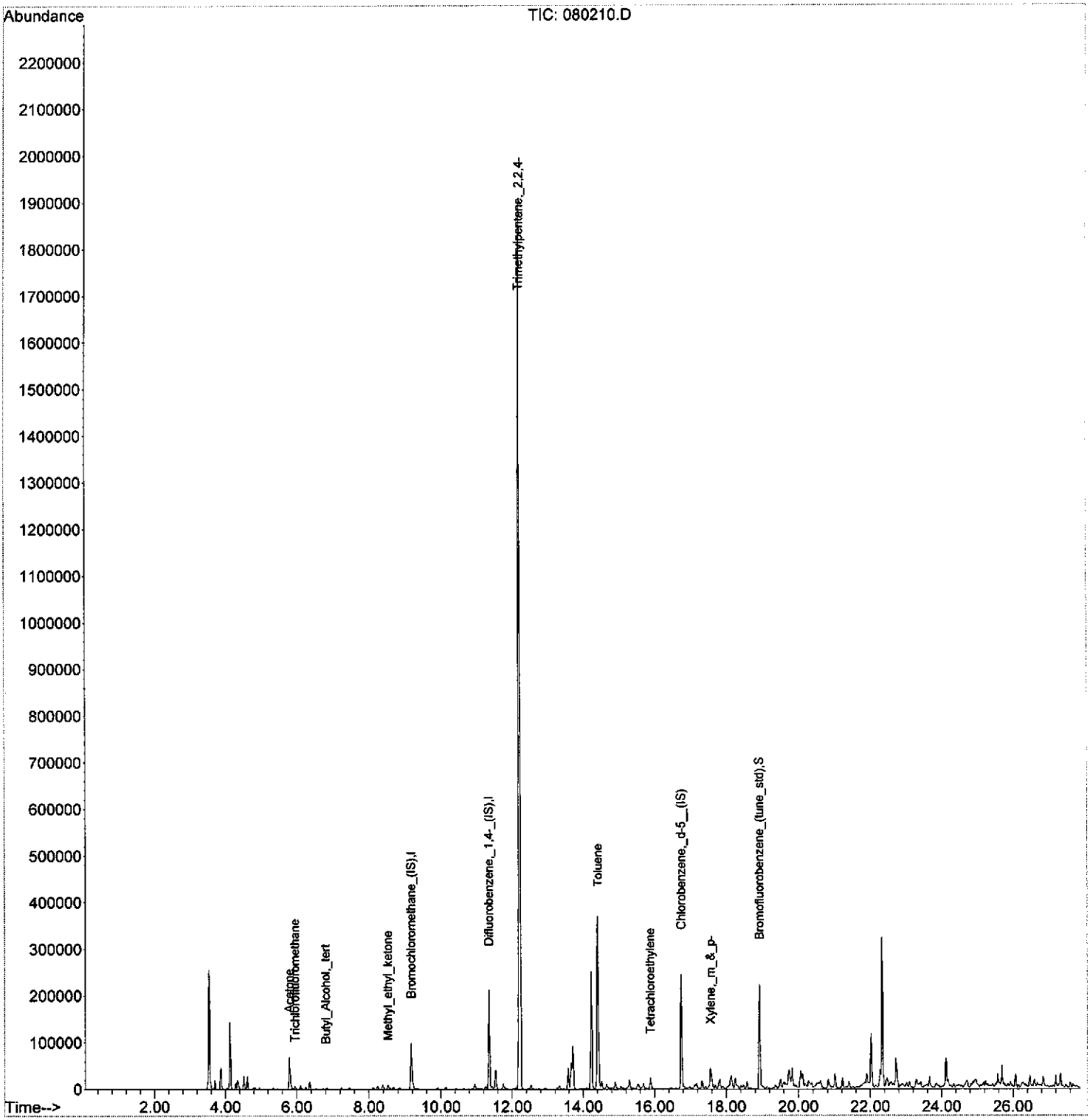

0232

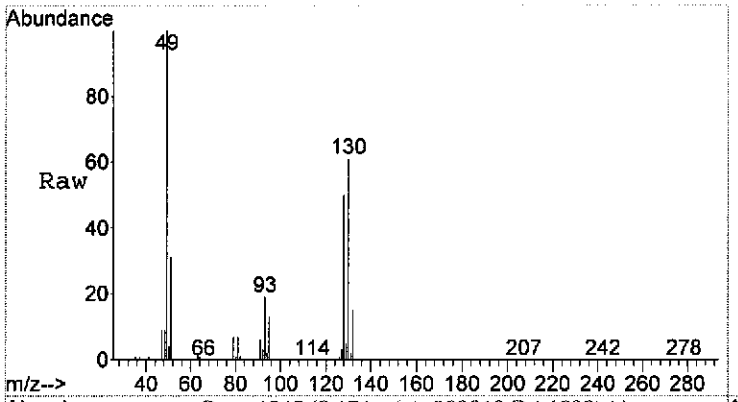

#1
Bromochloromethane_(IS)
Concen: 10.00 ppbV
RT: 9.17 min Scan# 1645
Delta R.T. -0.02 min
Lab File: 080210.D
Acq: 02 Aug 06 20:18

Tgt Ion:130 Resp: 45034

Ion	Ratio	Lower	Upper
130	100		
130	100.0	80.0	120.0
128	79.0	66.4	99.6

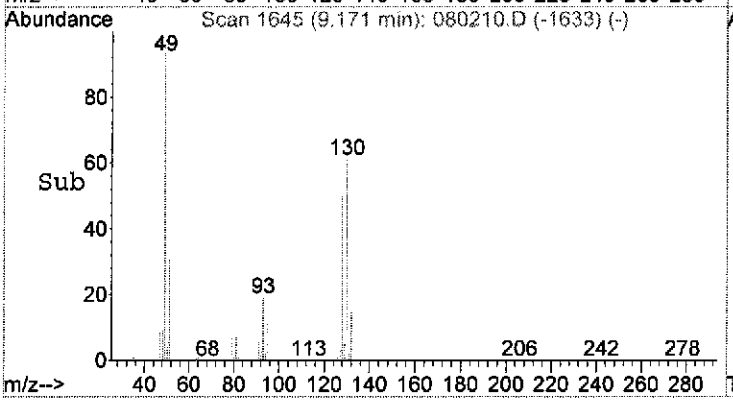

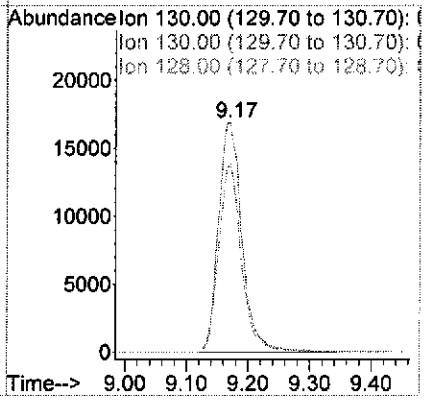

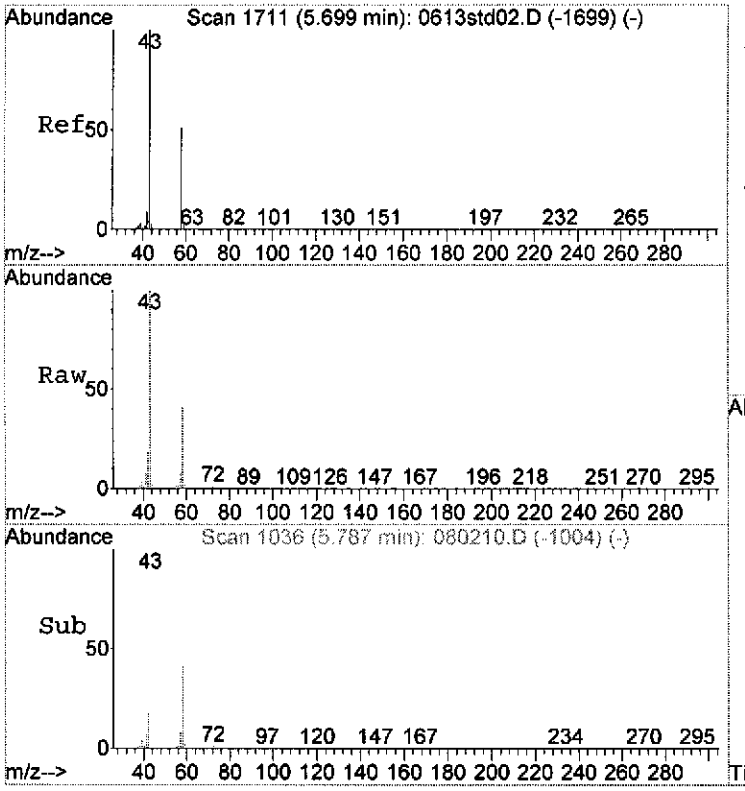

#10
Acetone
Concen: 4.72 ppbV
RT: 5.79 min Scan# 1036
Delta R.T. -0.02 min
Lab File: 080210.D
Acq: 02 Aug 06 20:18

Tgt Ion: 43 Resp: 89085

Ion	Ratio	Lower	Upper
43	100		
43	100.0	80.0	120.0
58	49.7	36.8	55.2

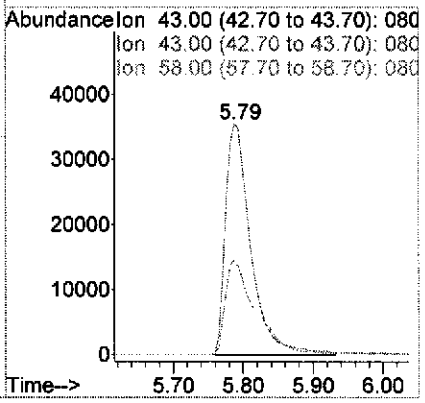

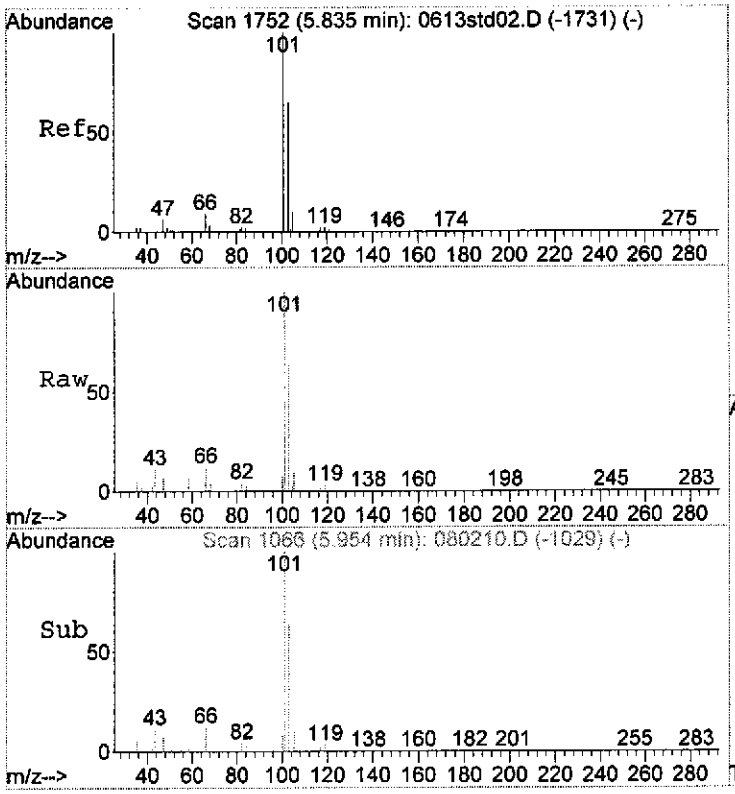

#11
Trichlorofluoromethane
Concen: 0.24 ppbV
RT: 5.95 min Scan# 1066
Delta R.T. 0.00 min
Lab File: 080210.D
Acq: 02 Aug 06 20:18

Tgt Ion:101 Resp: 5488

Ion	Ratio	Lower	Upper
101	100		
101	100.0	80.0	120.0
103	67.2	47.2	70.8

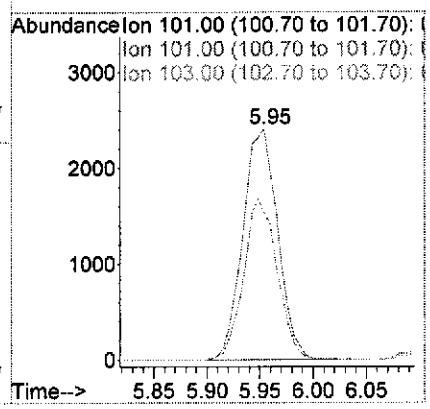

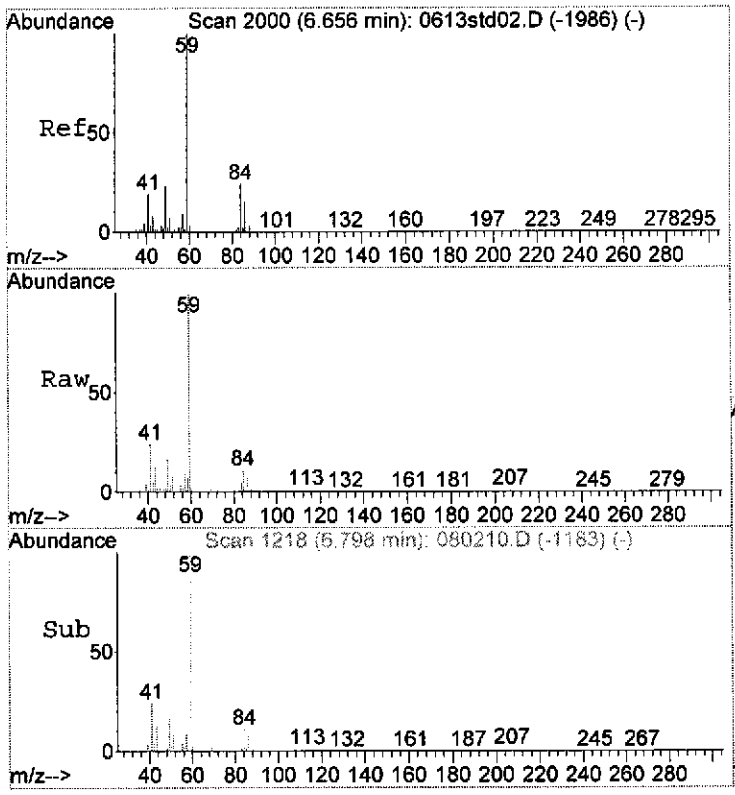

#13
Butyl_Alcohol,_tert
Concen: 0.30 ppbV m
RT: 6.80 min Scan# 1218
Delta R.T. -0.00 min
Lab File: 080210.D
Acq: 02 Aug 06 20:18

Tgt Ion: 59 Resp: 2997

Ion	Ratio	Lower	Upper
59	100		
59	76.8	80.0	120.0#

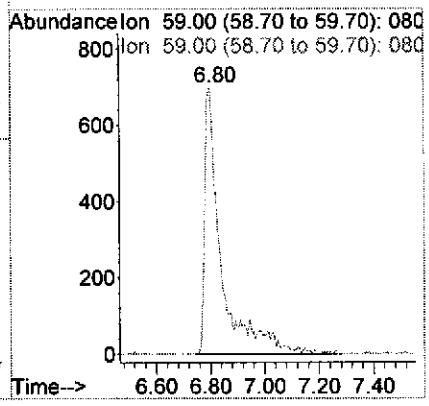

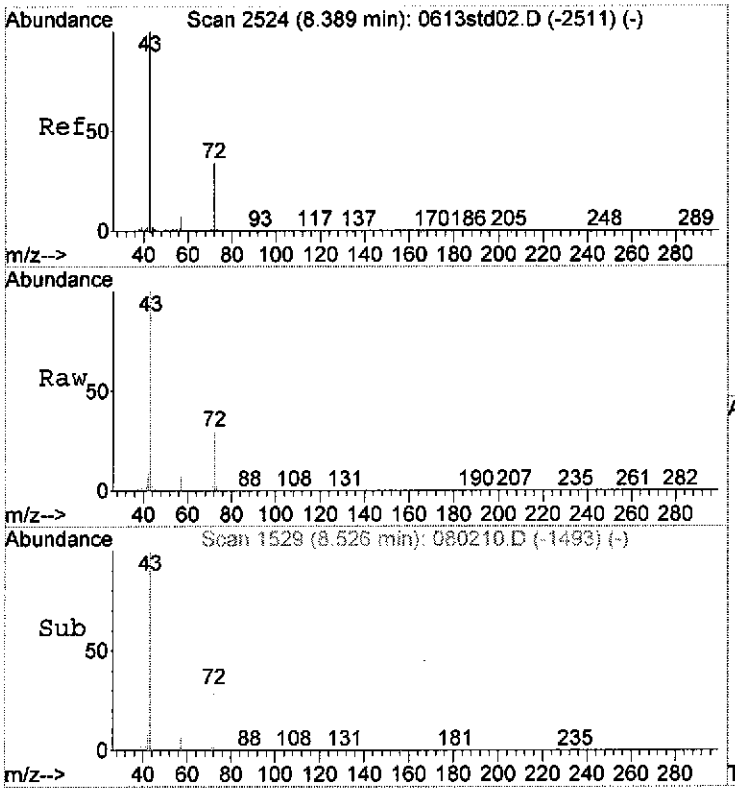

#21
Methyl_ethyl_ketone
Concen: 0.50 ppbV
RT: 8.53 min Scan# 1529
Delta R.T. 0.00 min
Lab File: 080210.D
Acq: 02 Aug 06 20:18

Tgt Ion: 43 Resp: 15893

Ion	Ratio	Lower	Upper
43	100		
43	100.0	80.0	120.0
72	28.8	24.0	36.0

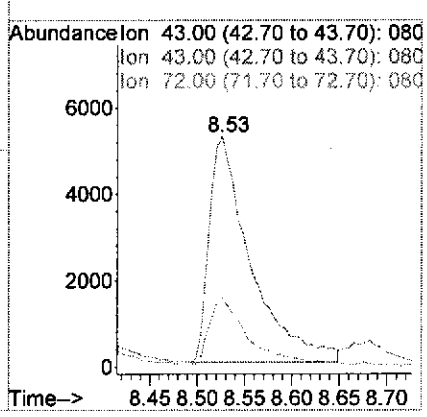

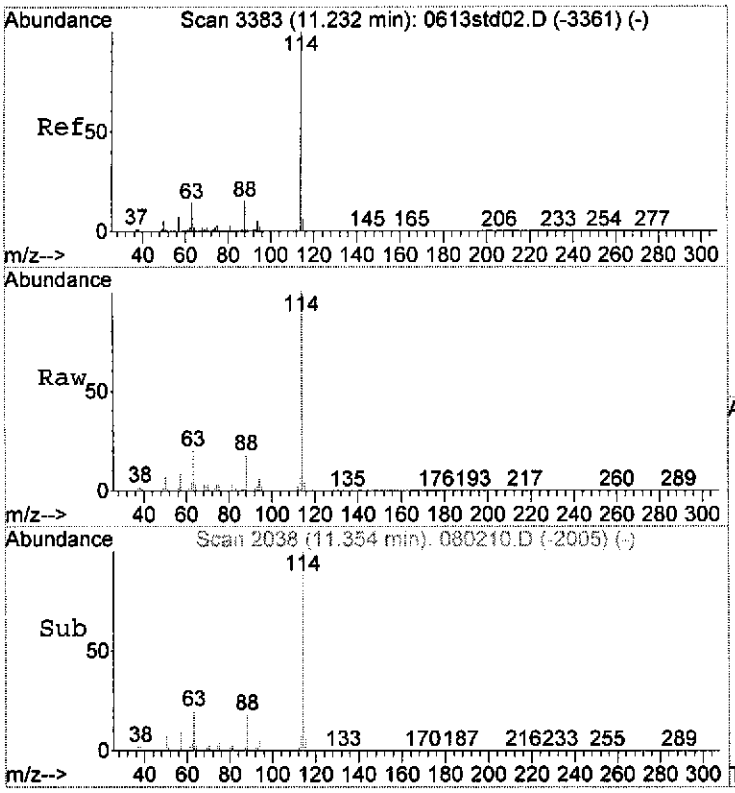

#25
Difluorobenzene,_1,4-_(IS)
Concen: 10.00 ppbV
RT: 11.35 min Scan# 2038
Delta R.T. -0.02 min
Lab File: 080210.D
Acq: 02 Aug 06 20:18

Tgt Ion:114 Resp: 230086

Ion	Ratio	Lower	Upper
114	100		
114	100.0	80.0	120.0
63	19.8	16.0	24.0

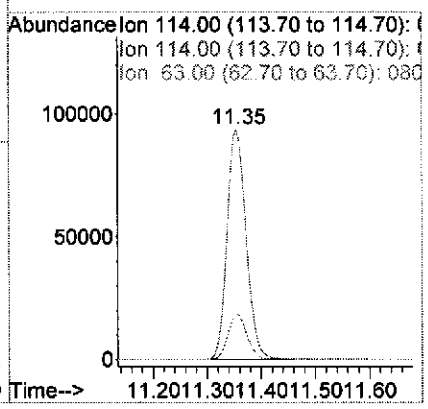

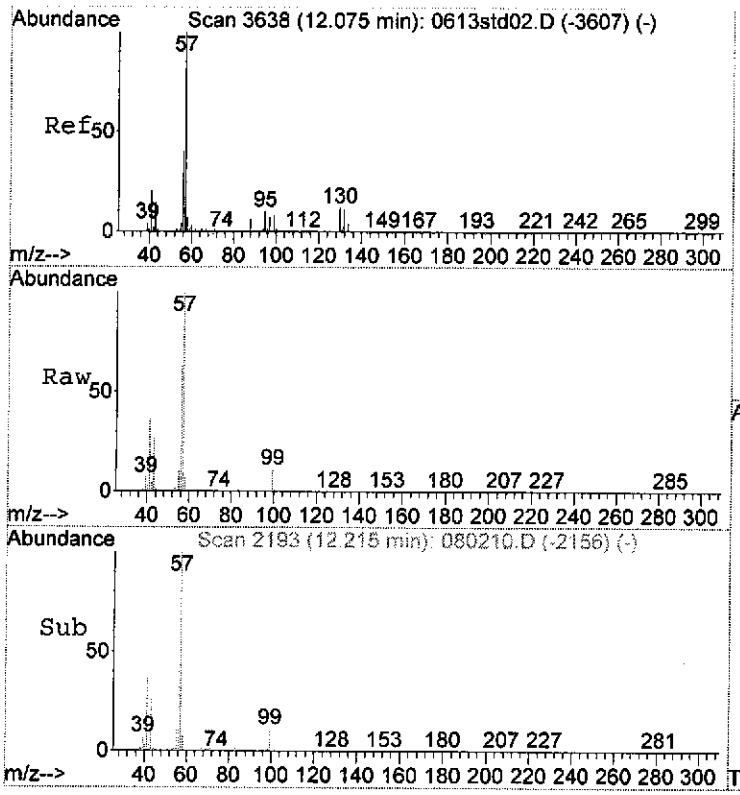

#34
Trimethylpentane,_2,2,4-
Concen: 53.00 ppbV
RT: 12.22 min Scan# 2193
Delta R.T. 0.00 min
Lab File: 080210.D
Acq: 02 Aug 06 20:18

Tgt Ion: 57 Resp: 2083815

Ion	Ratio	Lower	Upper
57	100		
57	100.0	80.0	120.0
56	0.0	34.4	51.6#

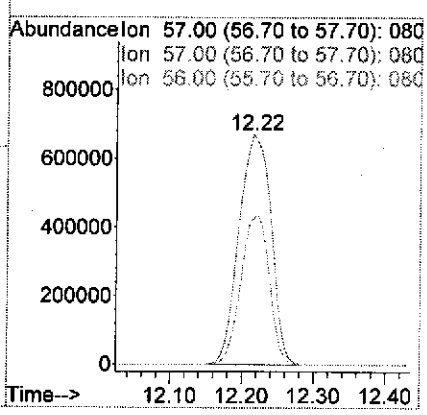

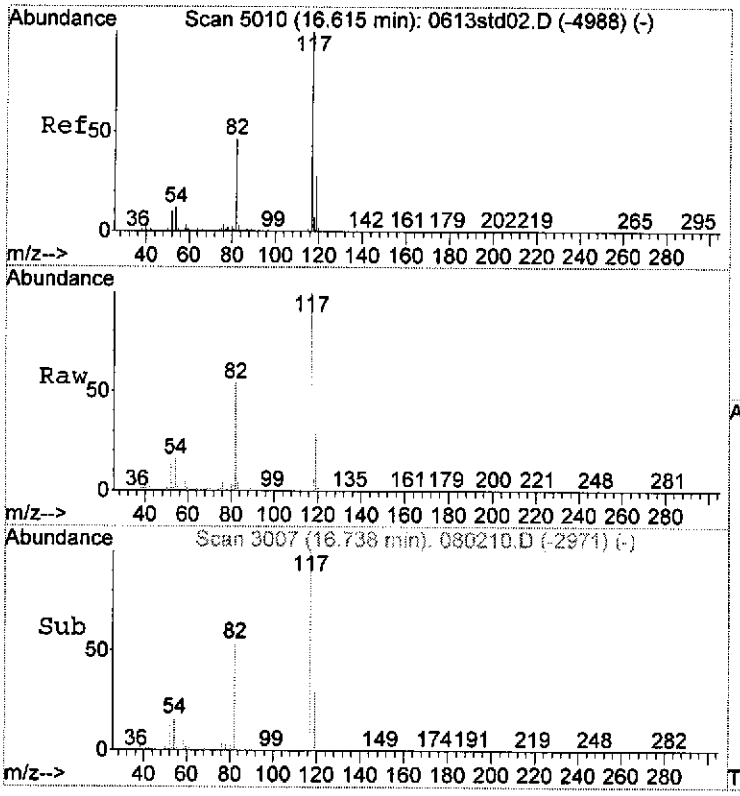

#40
Chlorobenzene,_d-5__(IS)
Concen: 10.00 ppbV
RT: 16.74 min Scan# 3007
Delta R.T. -0.00 min
Lab File: 080210.D
Acq: 02 Aug 06 20:18

Tgt Ion:117 Resp: 200576

Ion	Ratio	Lower	Upper
117	100		
117	100.0	80.0	120.0
82	59.1	49.6	74.4

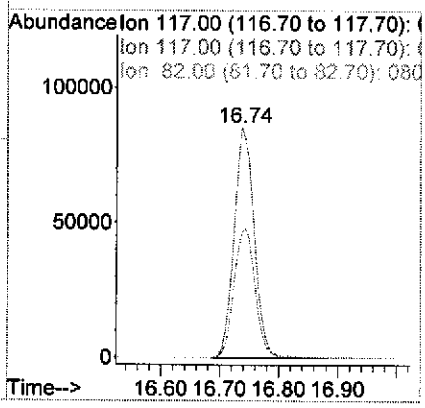

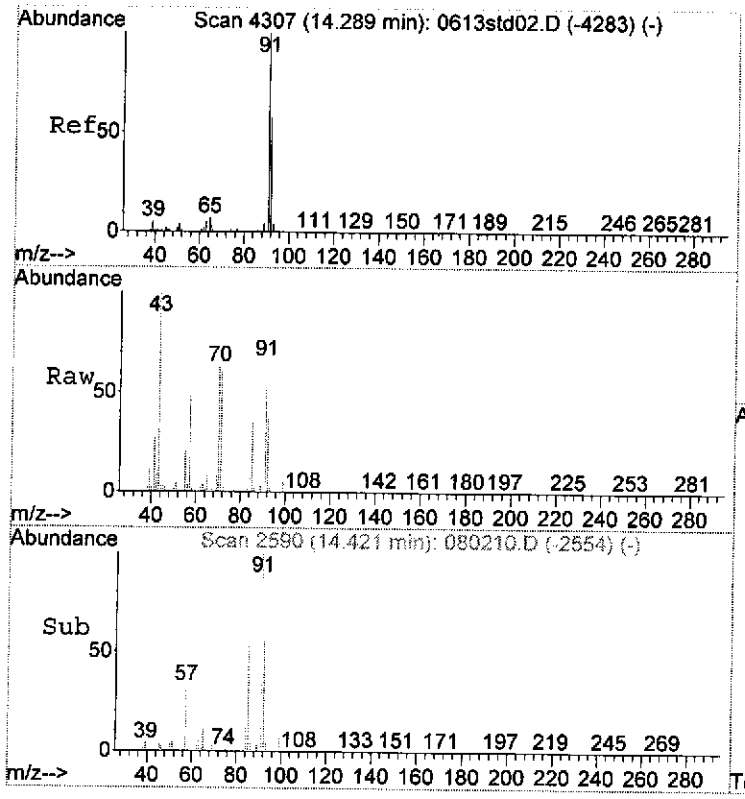

#41
Toluene
Concen: 0.98 ppbV
RT: 14.42 min Scan# 2590
Delta R.T. -0.00 min
Lab File: 080210.D
Acq: 02 Aug 06 20:18

Tgt Ion: 91 Resp: 75772

Ion	Ratio	Lower	Upper
91	100		
91	100.0	80.0	120.0
92	57.3	51.2	76.8

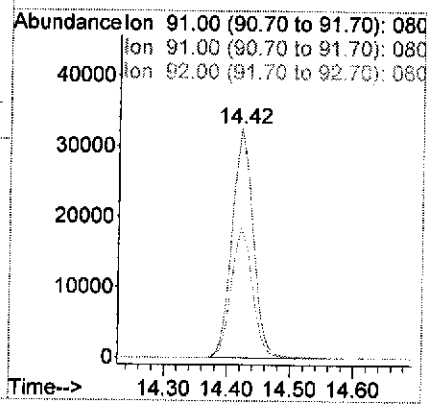

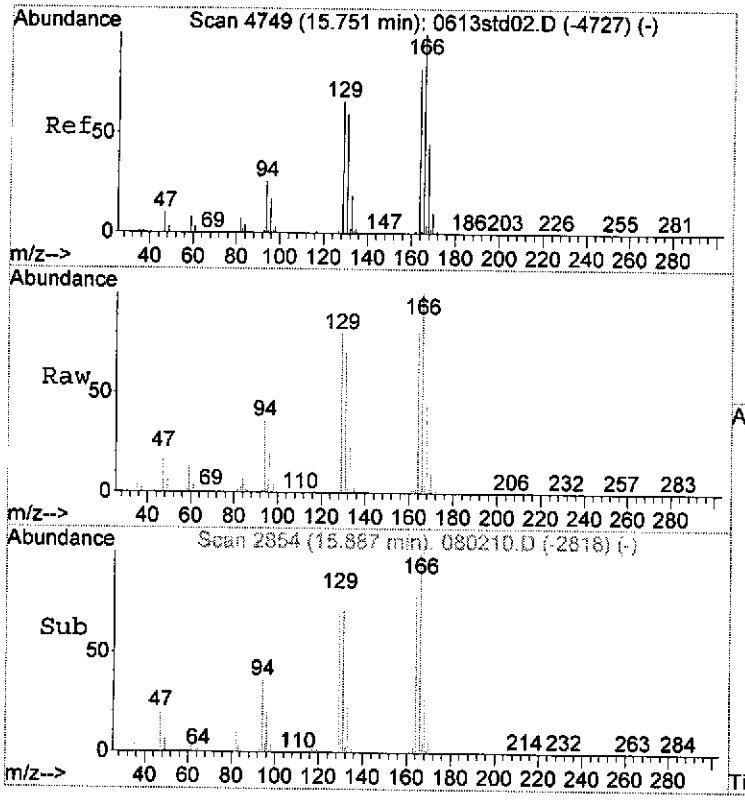

#44
Tetrachloroethylene
Concen: 0.33 ppbV
RT: 15.89 min Scan# 2854
Delta R.T. 0.00 min
Lab File: 080210.D
Acq: 02 Aug 06 20:18

Tgt Ion:166 Resp: 8972

Ion	Ratio	Lower	Upper
166	100		
166	100.0	80.0	120.0
164	81.9	72.8	109.2

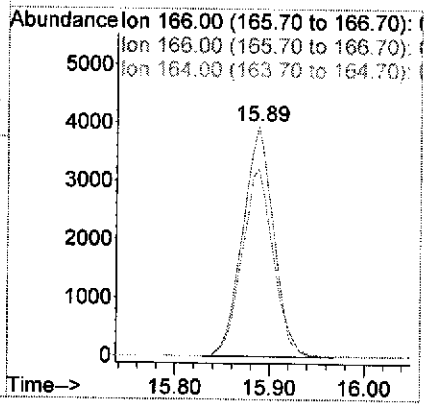

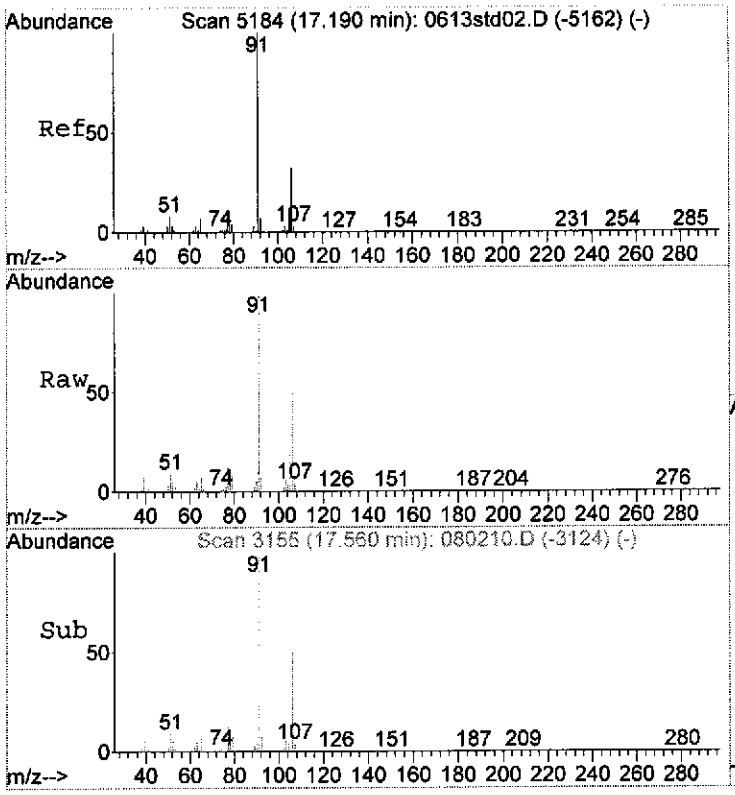

#47
Xylene,_m_&_p-
Concen: 0.35 ppbV
RT: 17.56 min Scan# 3155
Delta R.T. -0.03 min
Lab File: 080210.D
Acq: 02 Aug 06 20:18

Tgt Ion: 91 Resp: 49228

Ion	Ratio	Lower	Upper
91	100		
91	100.0	80.0	120.0
106	50.5	44.0	66.0

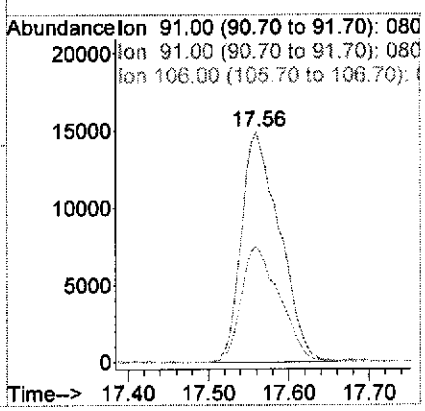

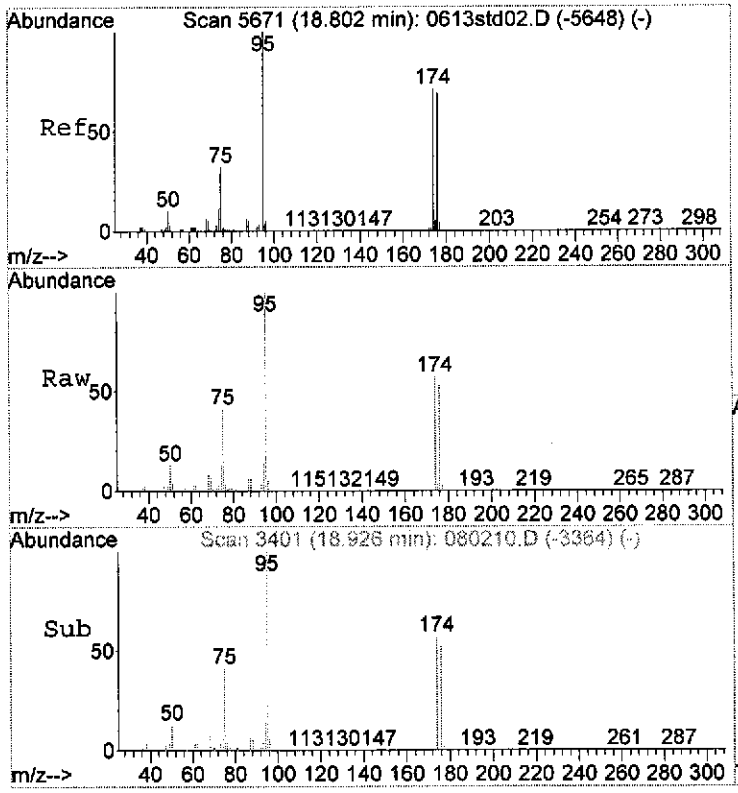

#52
Bromofluorobenzene_(tune_std)
Concen: N.D. ppbV
RT: 18.93 min Scan# 3401
Delta R.T. 0.00 min
Lab File: 080210.D
Acq: 02 Aug 06 20:18

Tgt Ion: 95 Resp: 134467

Ion	Ratio	Lower	Upper
95	100		
95	100.0	80.0	120.0
174	57.5	47.2	70.8

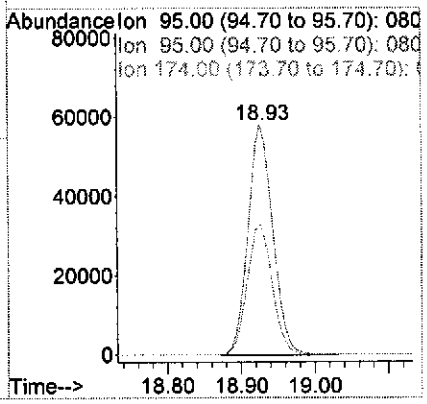

Quantitation Report (QT Reviewed)

Data Path : C:\MSDChem\1\DATA\Aug06\
Data File : 080322.D
Acq On : 04 Aug 2006 07:10
Operator : .
Sample : 60419-10.
Misc : .
ALS Vial : 19 Sample Multiplier: 1

Quant Time: Aug 08 14:05:17 2006
Quant Method : C:\MSDCHEM\1\METHODS\PAL0726.M
Quant Title : TO-15
QLast Update : Fri Aug 04 07:43:40 2006
Response via : Initial Calibration

Internal Standards	R.T.	QIon	Response	Conc	Units	Dev(Min)
1) Bromochloromethane_(IS)	9.21	130	33591	10.00	ppbV	0.02
25) Difluorobenzene,_1,4-_(IS)	11.39	114	169036	10.00	ppbV	0.02
40) Chlorobenzene,_d-5__(IS)	16.76	117	112775	10.00	ppbV	0.02
System Monitoring Compounds						
52) Bromofluorobenzene_(tune_s	18.94	95	77441	11.27	ppbV	0.02
Spiked Amount 10.000	Range	75 - 125	Recovery	=	112.70%	
Target Compounds						Qvalue
2) Dichlorodifluoromethane	3.96	85	47394	2.72	ppbV	100
6) Butadiene,_1,3-	4.60	54	53772	5.30	ppbV #	1
11) Trichlorofluoromethane	6.03	101	614490	35.69	ppbV	99
13) Butyl_Alcohol,_tert	6.79	59	36915m	4.94	ppbV	
14) Methylene_chloride	6.86	49	9665	0.72	ppbV	98
16) Trichloro-1,2,2-trifluoroe	7.15	101	4976	0.21	ppbV	98
17) Carbon_disulfide	7.17	76	26529	0.70	ppbV	100
21) Methyl_ethyl_ketone	8.52	43	213184	8.92	ppbV	100
23) Hexane	9.29	57	2356205	107.88	ppbV #	93
27) Trichloroethane,_1,1,1-	10.46	97	20762	1.07	ppbV	96
28) Benzene	10.99	78	218382	4.71	ppbV	98
30) Cyclohexane	11.31	56	619553	23.89	ppbV	95
33) Trichloroethylene	12.22	130	7586	0.38	ppbV	97
34) Trimethylpentane,_2,2,4-	12.34	57	8494907m	294.07	ppbV	
35) Heptane	12.59	43	1145764	42.27	ppbV	97
37) Methyl_isobutyl_ketone	13.31	43	46343	1.56	ppbV	96
41) Toluene	14.46	91	896459	20.72	ppbV	98
44) Tetrachloroethylene	15.92	166	112026	7.25	ppbV	96
46) Ethylbenzene	17.34	91	198679	3.98	ppbV	97
47) Xylene,_m_&_p-	17.58	91	642247	8.13	ppbV	97
51) Xylene,_o-	18.27	91	185827	4.51	ppbV	98
54) Ethyltoluene,_4-	20.20	105	95445	1.92	ppbV	98
55) Trimethylbenzene,_1,3,5-	20.33	105	65771	1.52	ppbV	95
56) Trimethylbenzene,_1,2,4-	21.03	105	254590	6.12	ppbV	97

(#) = qualifier out of range (m) = manual integration (+) = signals summed

Quantitation Report (QT Reviewed)

Data Path : C:\MSDChem\1\DATA\Aug06\
Data File : 080322.D
Acq On : 04 Aug 2006 07:10
Operator : .
Sample : 60419-10.
Misc : .
ALS Vial : 19 Sample Multiplier: 1

Quant Time: Aug 08 14:05:17 2006
Quant Method : C:\MSDCHEM\1\METHODS\PAL0726.M
Quant Title : TO-15
QLast Update : Fri Aug 04 07:43:40 2006
Response via : Initial Calibration

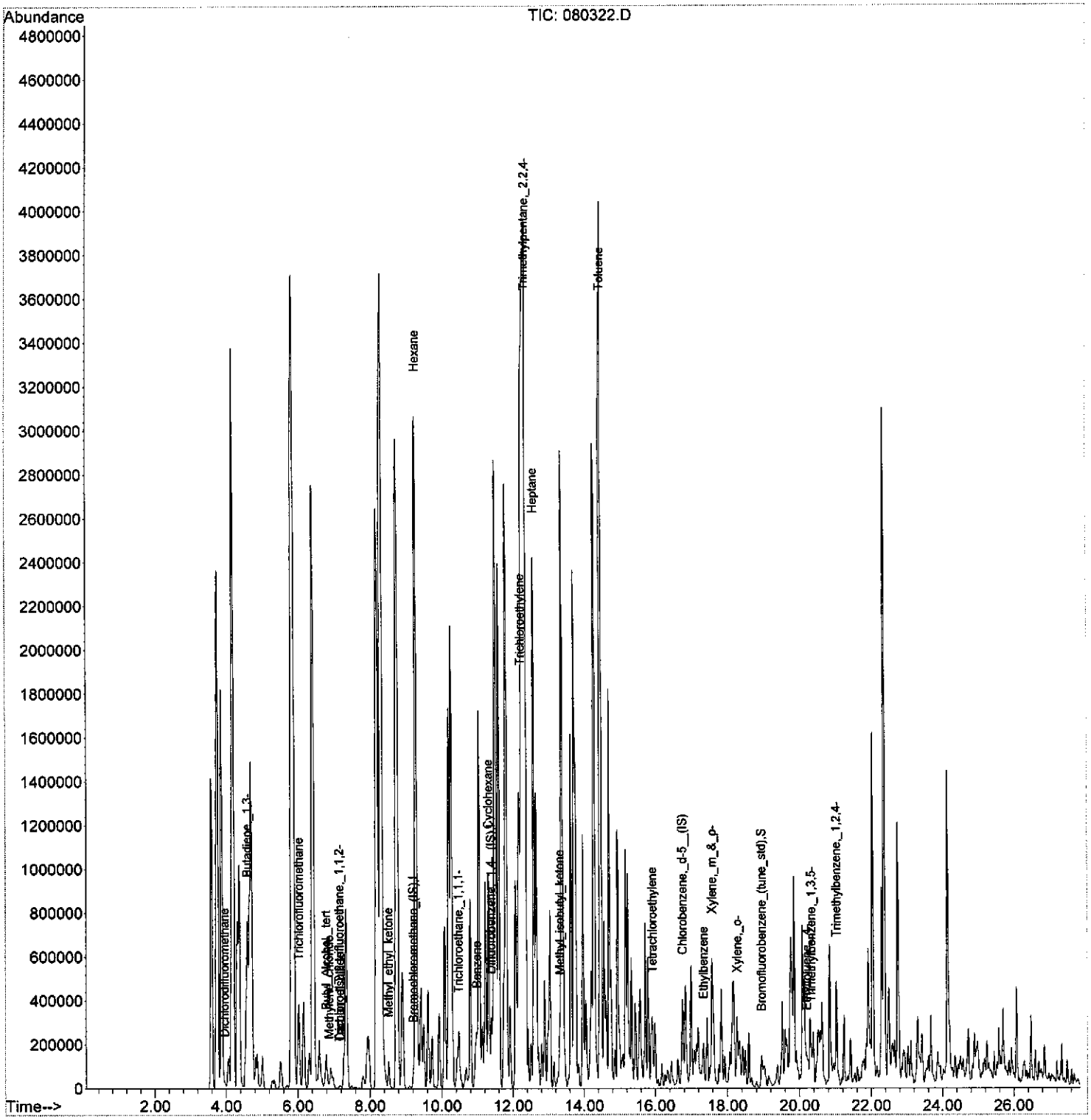

0240

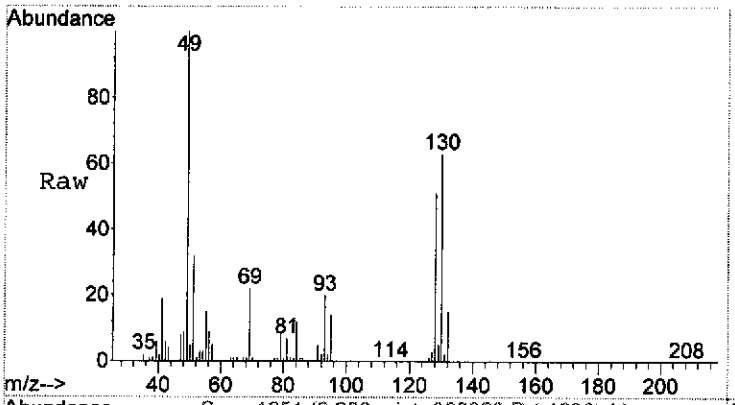

#1
Bromochloromethane_(IS)
Concen: 10.00 ppbV
RT: 9.21 min Scan# 1651
Delta R.T. 0.02 min
Lab File: 080322.D
Acq: 04 Aug 2006 07:10

Tgt Ion:130 Resp: 33591

Ion	Ratio	Lower	Upper
130	100		
130	100.0	80.0	120.0
128	78.7	66.4	99.6

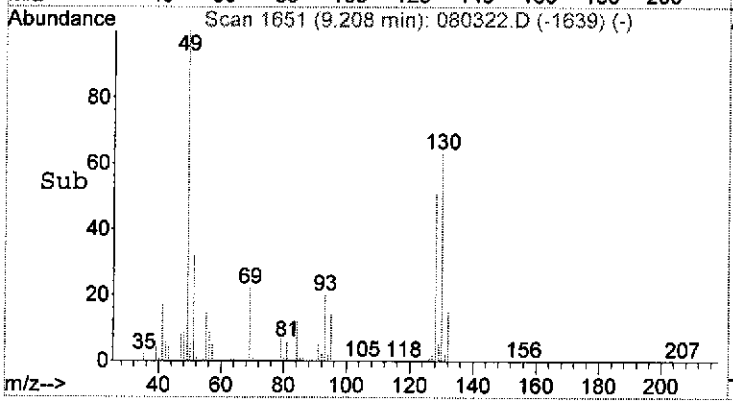

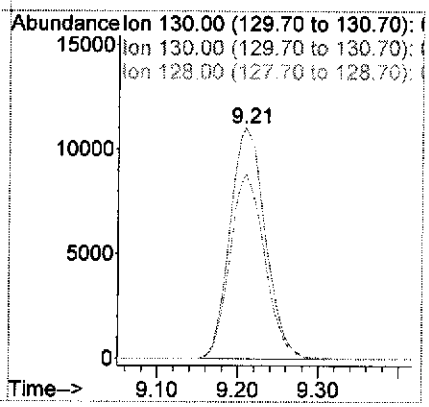

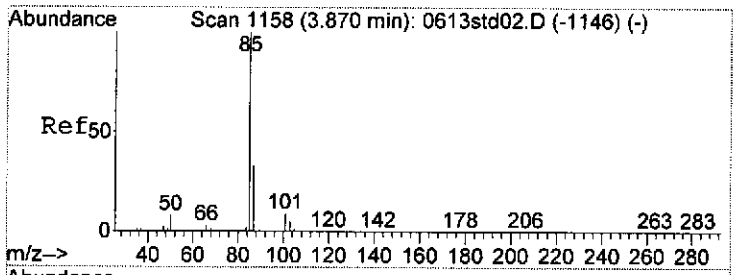

#2
Dichlorodifluoromethane
Concen: 2.72 ppbV
RT: 3.96 min Scan# 706
Delta R.T. 0.01 min
Lab File: 080322.D
Acq: 04 Aug 2006 07:10

Tgt Ion: 85 Resp: 47394

Ion	Ratio	Lower	Upper
85	100		
85	100.0	80.0	120.0
87	30.9	24.8	37.2

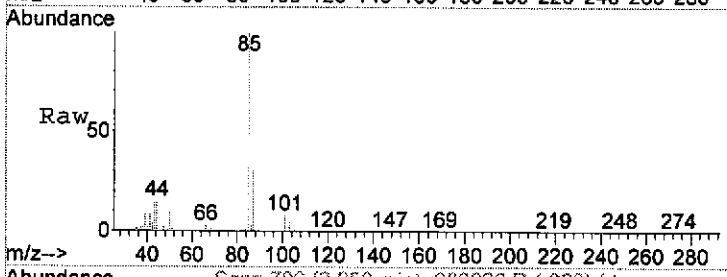

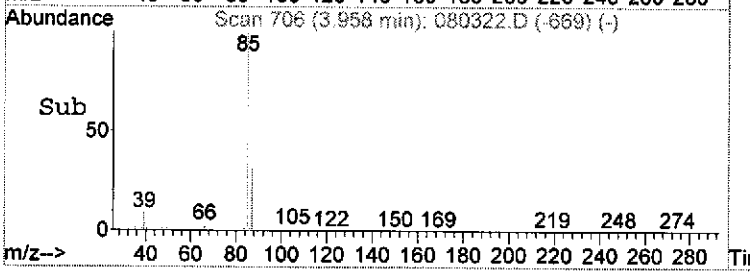

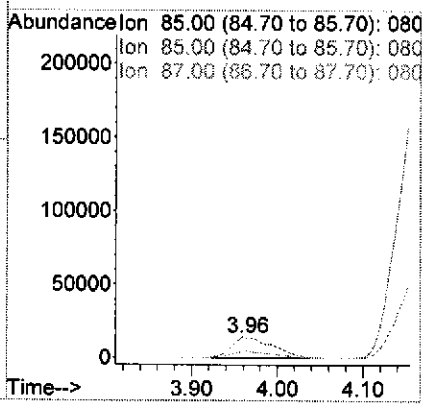

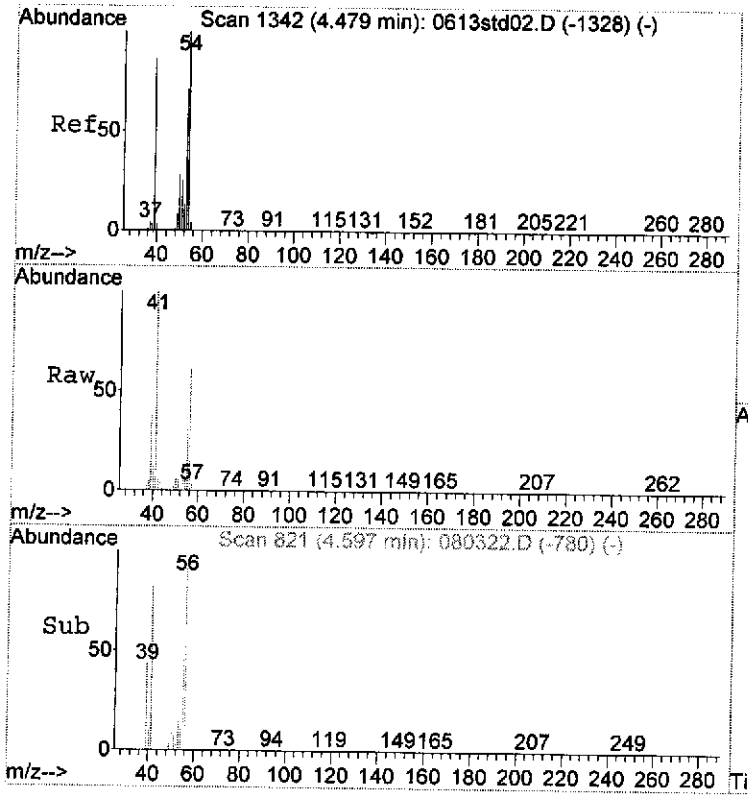

#6
Butadiene,_1,3-
Concen: 5.30 ppbV
RT: 4.60 min Scan# 821
Delta R.T. 0.03 min
Lab File: 080322.D
Acq: 04 Aug 2006 07:10

Tgt Ion: 54 Resp: 53772

Ion	Ratio	Lower	Upper
54	100		
54	100.0	80.0	120.0
39	741.5	72.0	108.0#

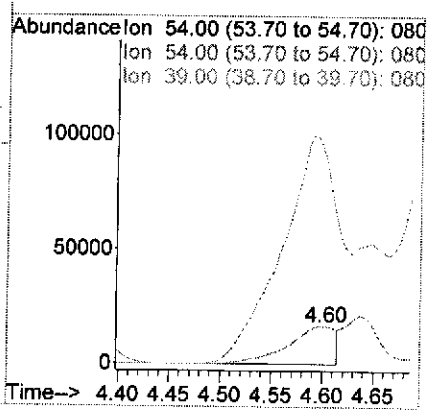

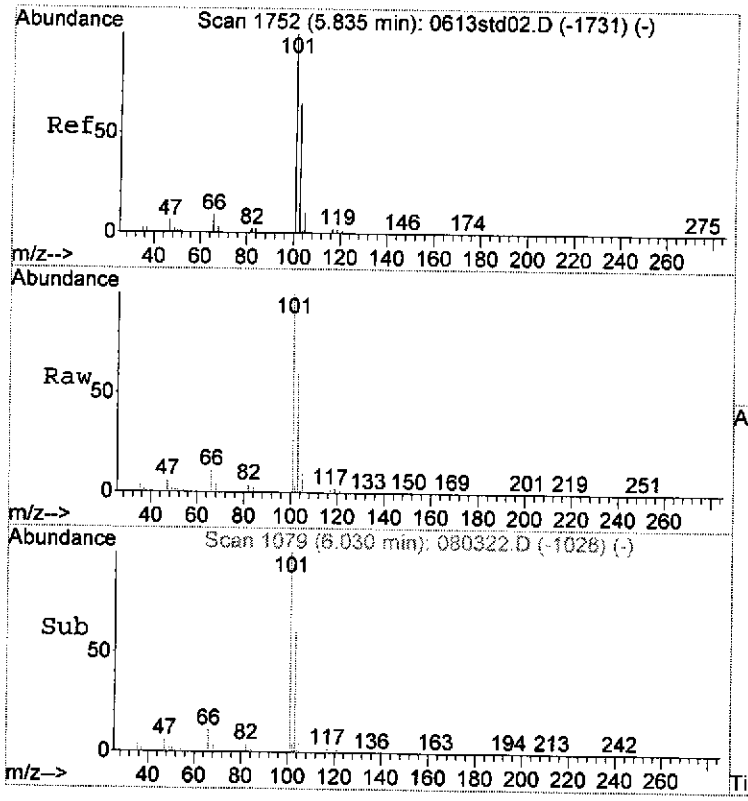

#11
Trichlorofluoromethane
Concen: 35.69 ppbV
RT: 6.03 min Scan# 1079
Delta R.T. 0.08 min
Lab File: 080322.D
Acq: 04 Aug 2006 07:10

Tgt Ion:101 Resp: 614490

Ion	Ratio	Lower	Upper
101	100		
101	100.0	80.0	120.0
103	61.6	47.2	70.8

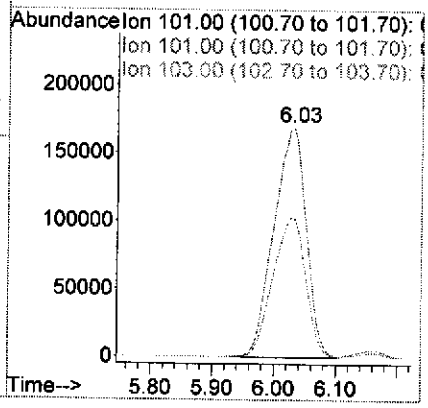

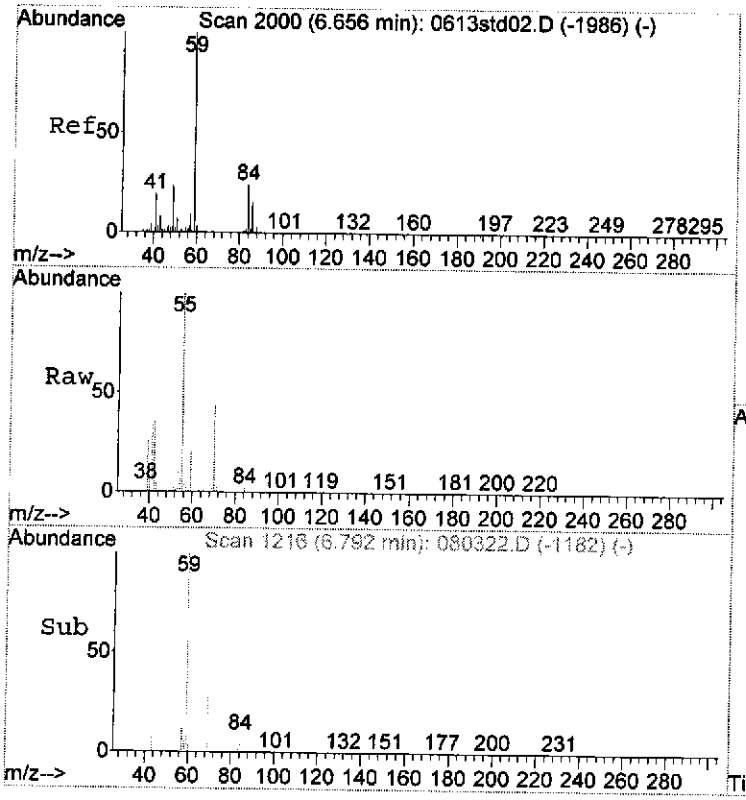

#13
Butyl_Alcohol,_tert
Concen: 4.94 ppbV m
RT: 6.79 min Scan# 1216
Delta R.T. -0.01 min
Lab File: 080322.D
Acq: 04 Aug 2006 07:10

Tgt Ion: 59 Resp: 36915

Ion	Ratio	Lower	Upper
59	100		
59	91.2	80.0	120.0

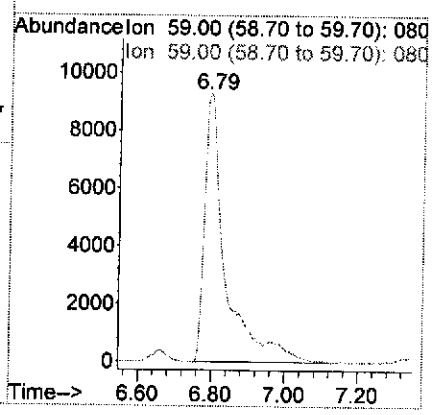

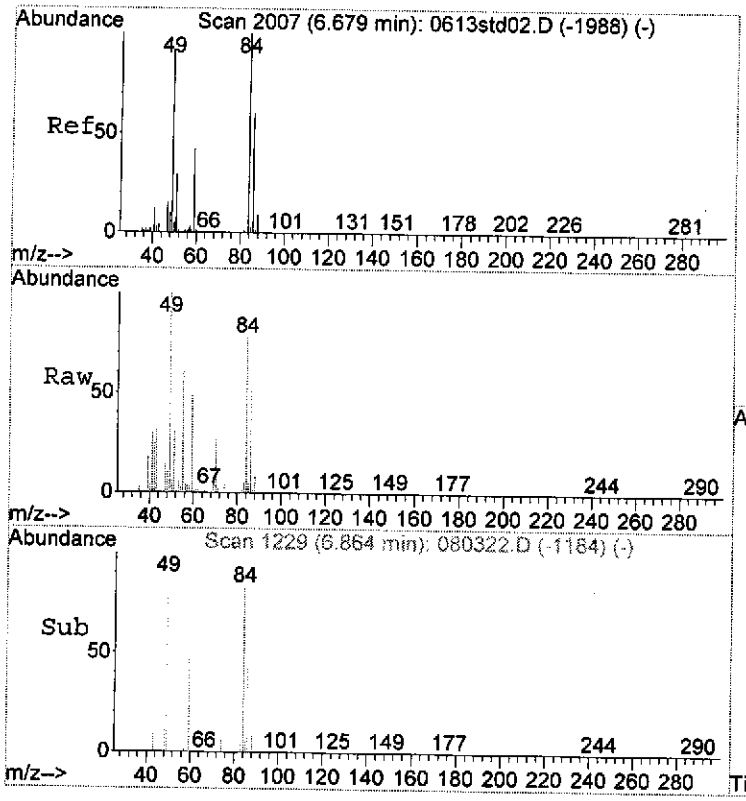

#14
Methylene_chloride
Concen: 0.72 ppbV
RT: 6.86 min Scan# 1229
Delta R.T. 0.05 min
Lab File: 080322.D
Acq: 04 Aug 2006 07:10

Tgt Ion: 49 Resp: 9665

Ion	Ratio	Lower	Upper
49	100		
49	100.0	80.0	120.0
84	81.3	68.8	103.2

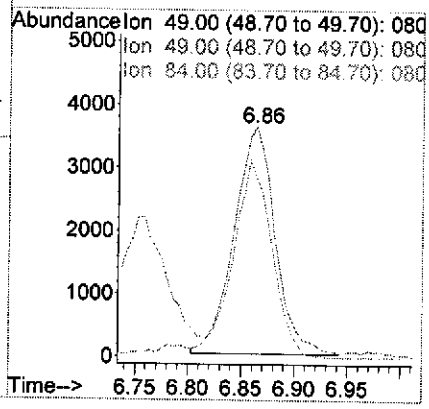

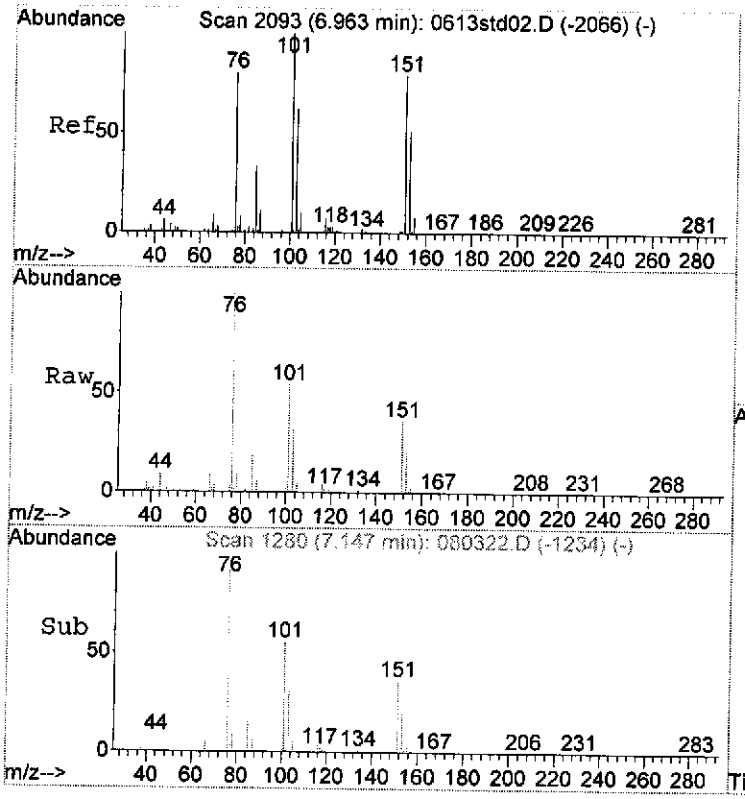

#16
Trichloro-1,2,2-trifluoroethane,_1,1,2-
Concen: 0.21 ppbV
RT: 7.15 min Scan# 1280
Delta R.T. 0.06 min
Lab File: 080322.D
Acq: 04 Aug 2006 07:10

Tgt Ion:101 Resp: 4976

Ion	Ratio	Lower	Upper
101	100		
101	100.0	80.0	120.0
151	64.7	55.2	82.8

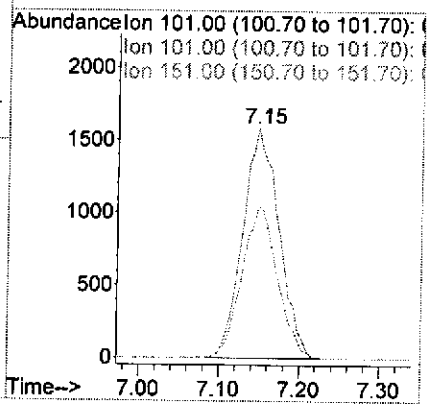

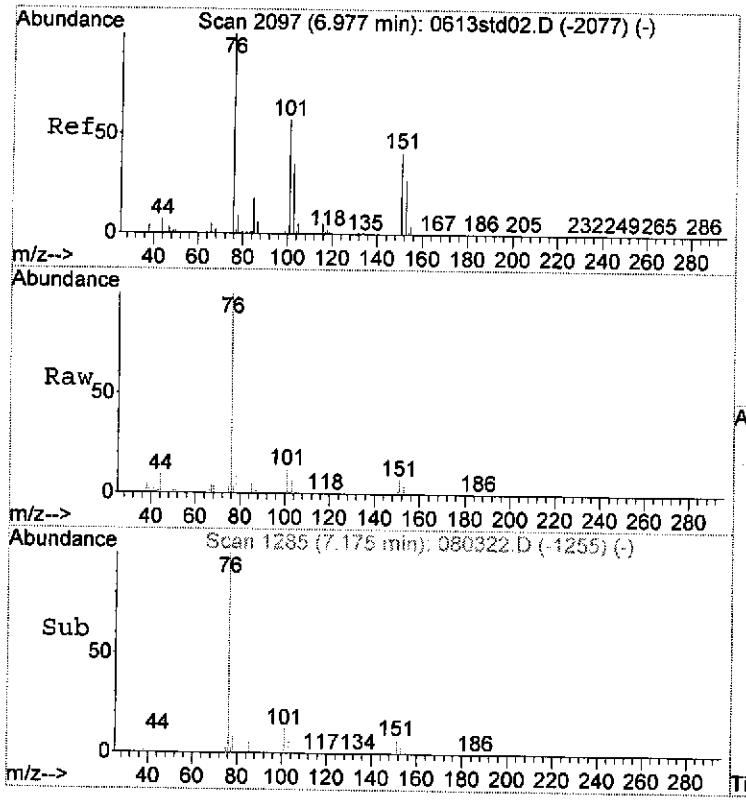

#17
Carbon_disulfide
Concen: 0.70 ppbV
RT: 7.17 min Scan# 1285
Delta R.T. 0.07 min
Lab File: 080322.D
Acq: 04 Aug 2006 07:10

Tgt Ion: 76 Resp: 26529

Ion	Ratio	Lower	Upper
76	100		
76	100.0	80.0	120.0
44	8.9	6.0	9.0

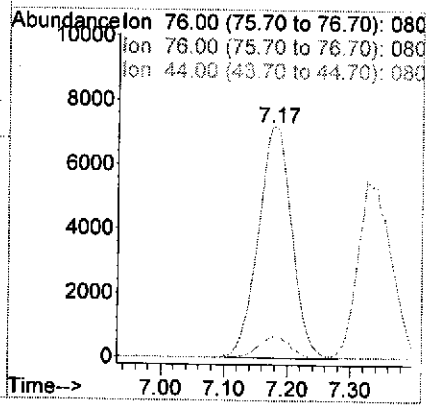

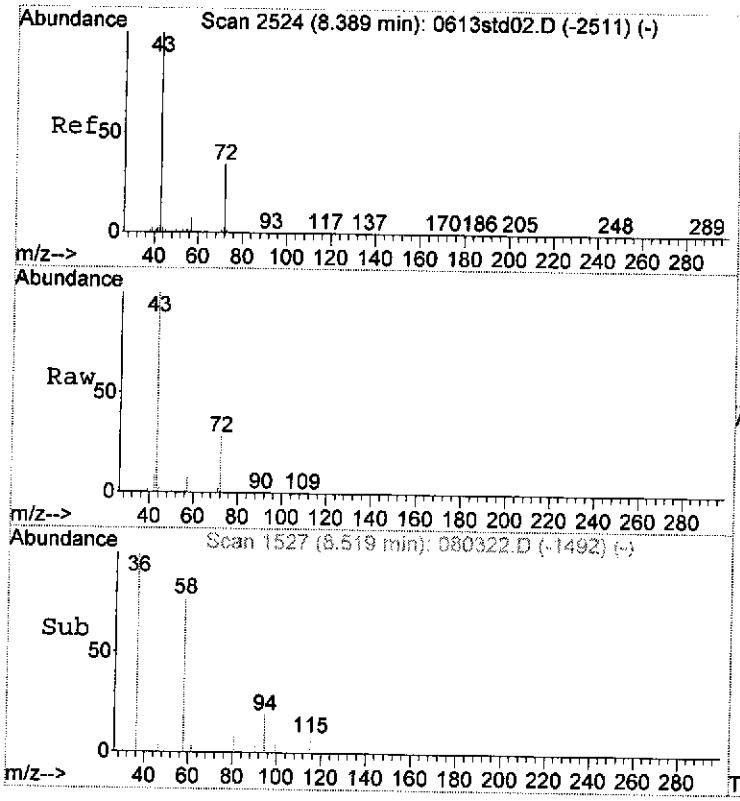

#21
Methyl_ethyl_ketone
Concen: 8.92 ppbV
RT: 8.52 min Scan# 1527
Delta R.T. -0.01 min
Lab File: 080322.D
Acq: 04 Aug 2006 07:10

Tgt Ion: 43 Resp: 213184

Ion	Ratio	Lower	Upper
43	100		
43	100.0	80.0	120.0
72	29.7	24.0	36.0

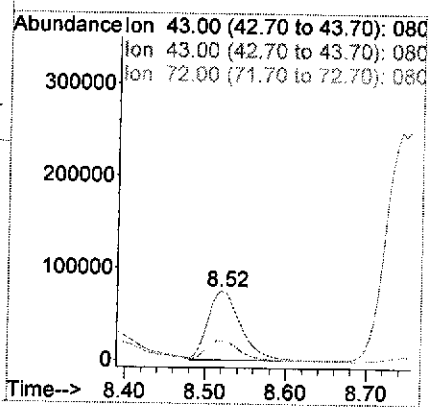

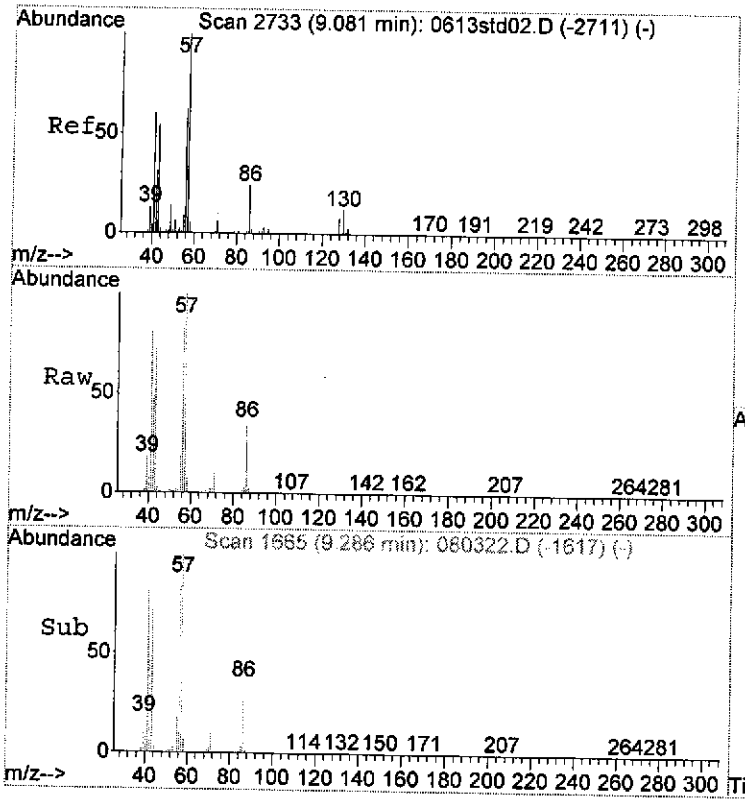

#23
Hexane
Concen: 107.88 ppbV
RT: 9.29 min Scan# 1665
Delta R.T. 0.07 min
Lab File: 080322.D
Acq: 04 Aug 2006 07:10

Tgt Ion: 57 Resp: 2356205

Ion	Ratio	Lower	Upper
57	100		
57	100.0	80.0	120.0
41	83.0	55.2	82.8#

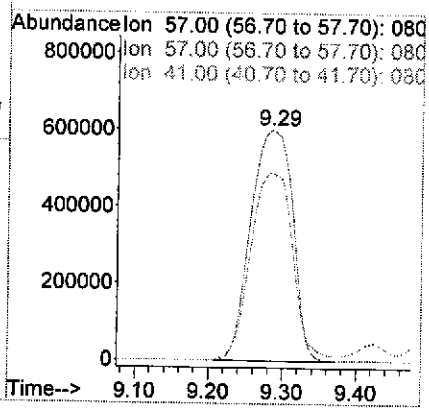

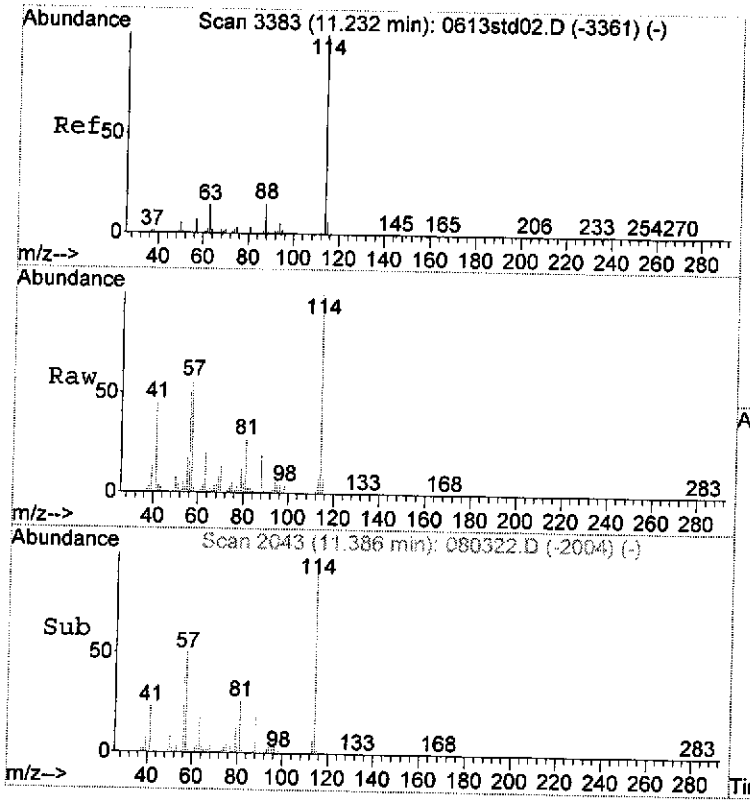

#25
Difluorobenzene,_1,4-_(IS)
Concen: 10.00 ppbV
RT: 11.39 min Scan# 2043
Delta R.T. 0.02 min
Lab File: 080322.D
Acq: 04 Aug 2006 07:10

Tgt Ion:114 Resp: 169036

Ion	Ratio	Lower	Upper
114	100		
114	100.0	80.0	120.0
63	19.9	16.0	24.0

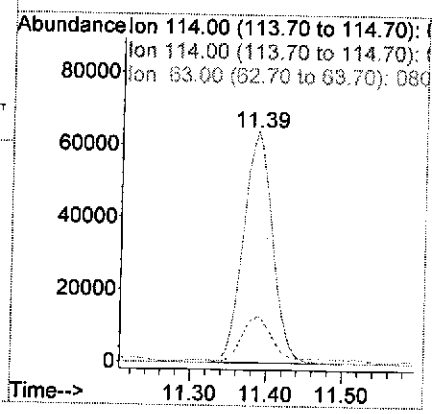

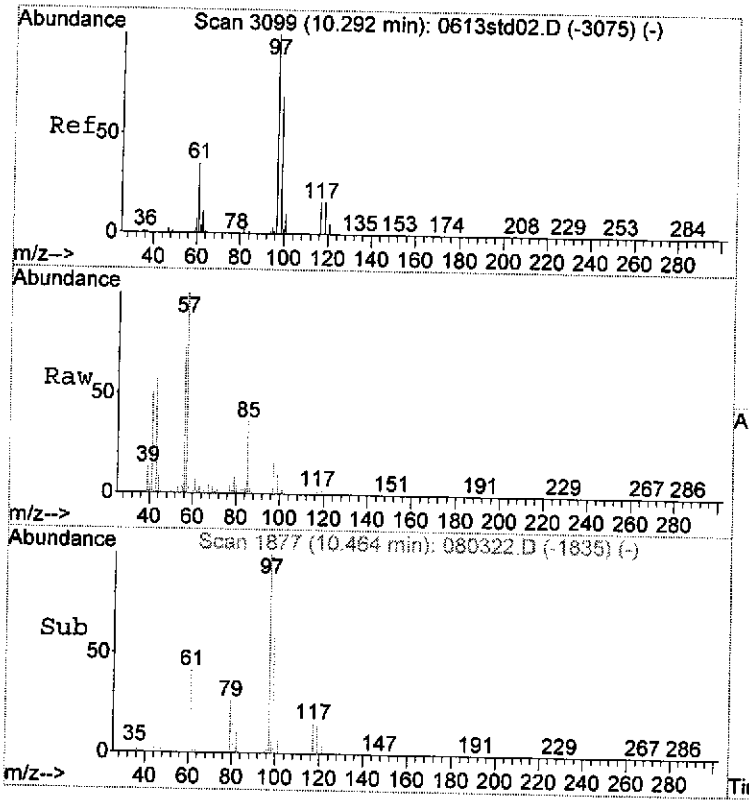

#27
Trichloroethane,_1,1,1-
Concen: 1.07 ppbV
RT: 10.46 min Scan# 1877
Delta R.T. 0.03 min
Lab File: 080322.D
Acq: 04 Aug 2006 07:10

Tgt Ion: 97 Resp: 20762

Ion	Ratio	Lower	Upper
97	100		
97	100.0	80.0	120.0
99	66.1	46.4	69.6

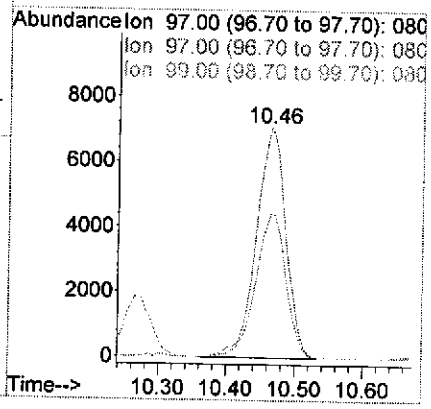

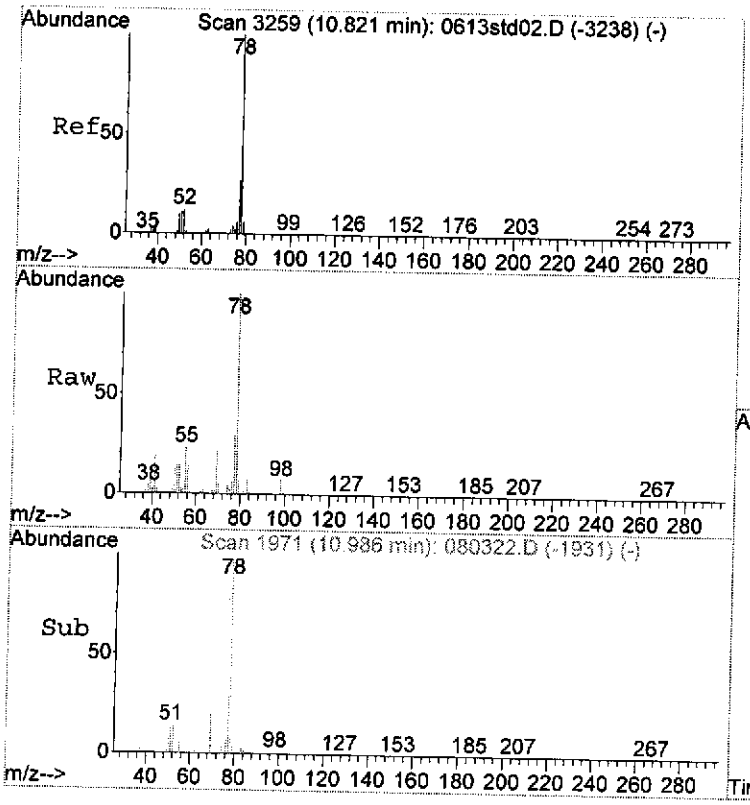

#28
Benzene
Concen: 4.71 ppbV
RT: 10.99 min Scan# 1971
Delta R.T. 0.02 min
Lab File: 080322.D
Acq: 04 Aug 2006 07:10

Tgt Ion: 78 Resp: 218382

Ion	Ratio	Lower	Upper
78	100		
78	100.0	80.0	120.0
77	31.0	28.0	42.0

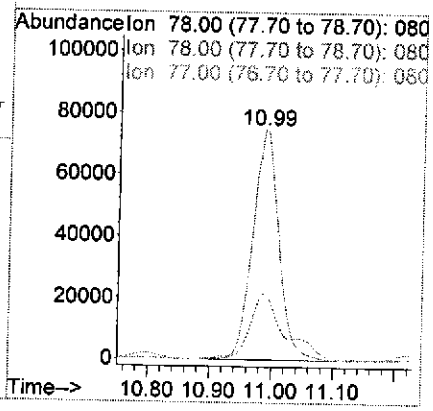

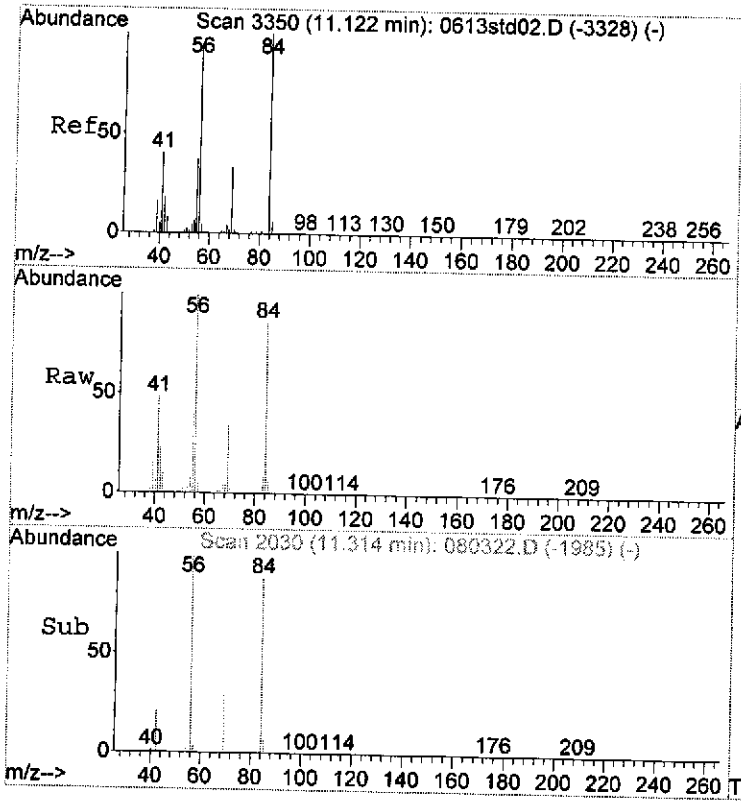

#30
Cyclohexane
Concen: 23.89 ppbV
RT: 11.31 min Scan# 2030
Delta R.T. 0.05 min
Lab File: 080322.D
Acq: 04 Aug 2006 07:10

Tgt Ion: 56 Resp: 619553

Ion	Ratio	Lower	Upper
56	100		
56	100.0	80.0	120.0
84	94.9	68.0	102.0

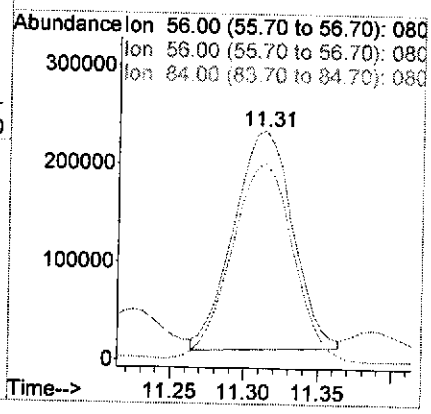

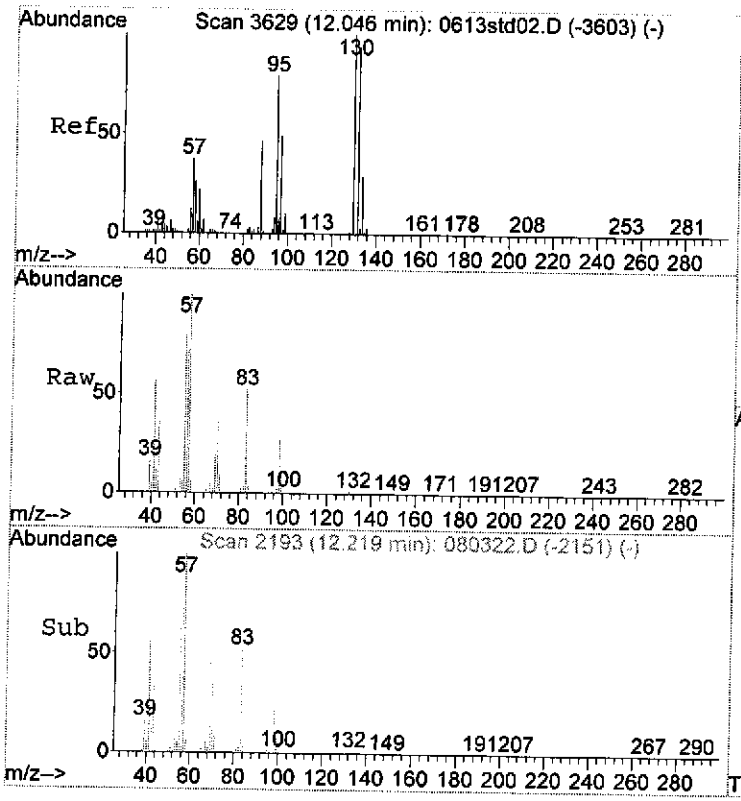

#33
Trichloroethylene
Concen: 0.38 ppbV
RT: 12.22 min Scan# 2193
Delta R.T. 0.04 min
Lab File: 080322.D
Acq: 04 Aug 2006 07:10

Tgt Ion:130 Resp: 7586

Ion	Ratio	Lower	Upper
130	100		
130	100.0	80.0	120.0
132	90.3	67.2	100.8

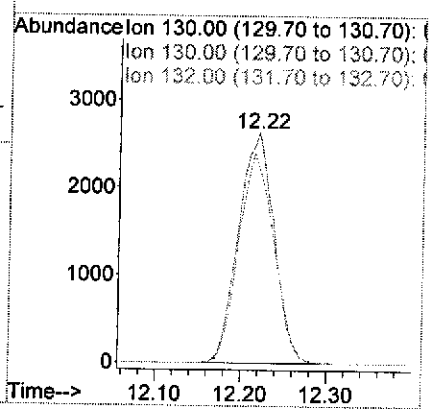

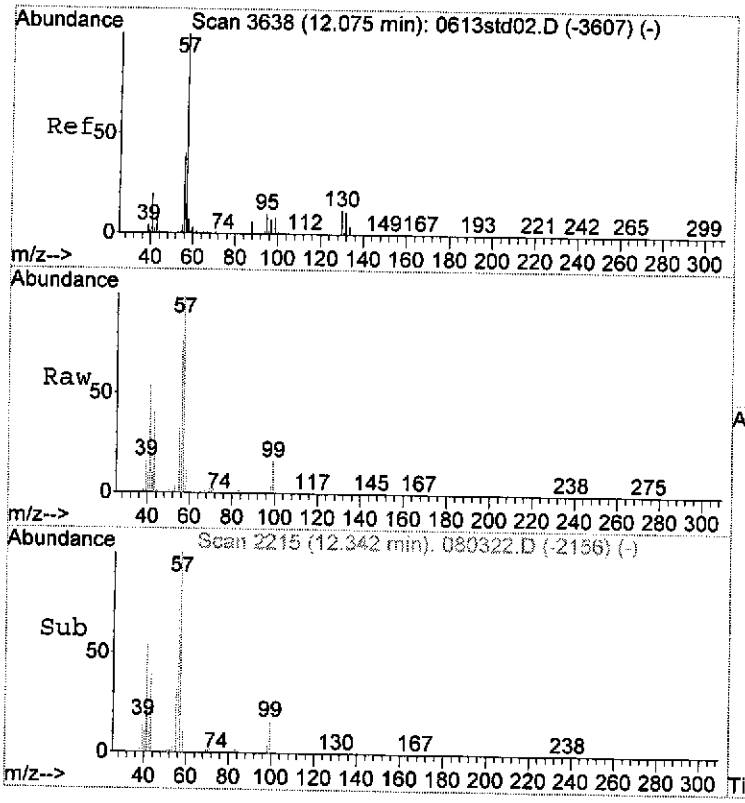

#34
Trimethylpentane,_2,2,4-
Concen: 294.07 ppbV m
RT: 12.34 min Scan# 2215
Delta R.T. 0.13 min
Lab File: 080322.D
Acq: 04 Aug 2006 07:10

Tgt Ion: 57 Resp: 8494907

Ion	Ratio	Lower	Upper
57	100		
57	0.6	80.0	120.0#
56	0.0	34.4	51.6#

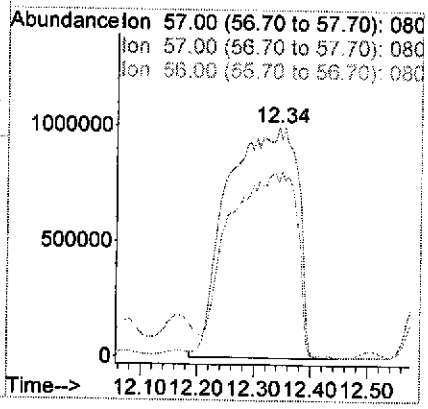

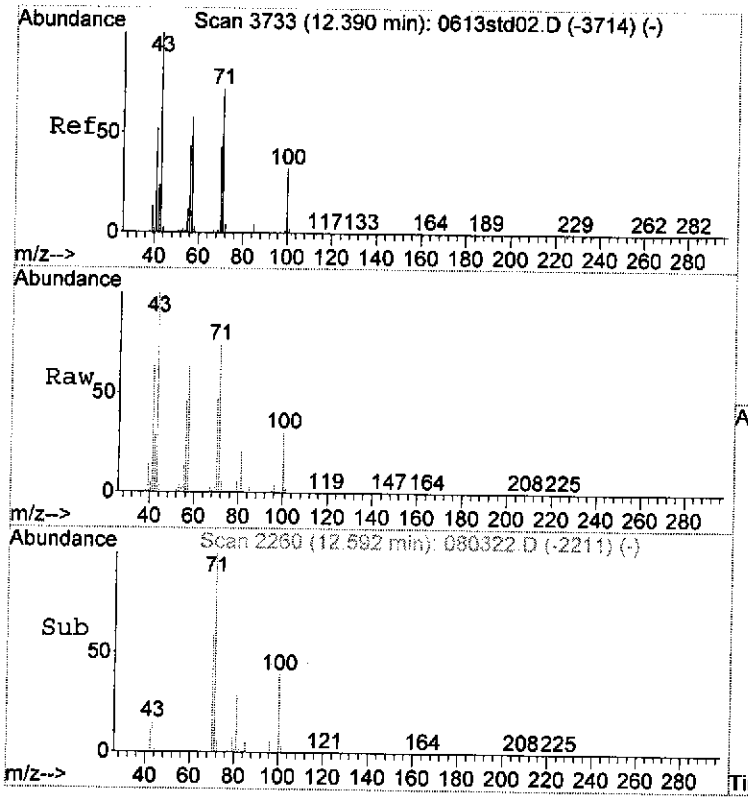

#35
Heptane
Concen: 42.27 ppbV
RT: 12.59 min Scan# 2260
Delta R.T. 0.07 min
Lab File: 080322.D
Acq: 04 Aug 2006 07:10

Tgt Ion: 43 Resp: 1145764

Ion	Ratio	Lower	Upper
43	100		
43	100.0	80.0	120.0
71	69.3	51.2	76.8

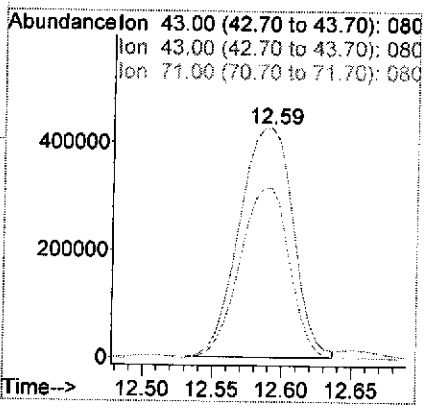

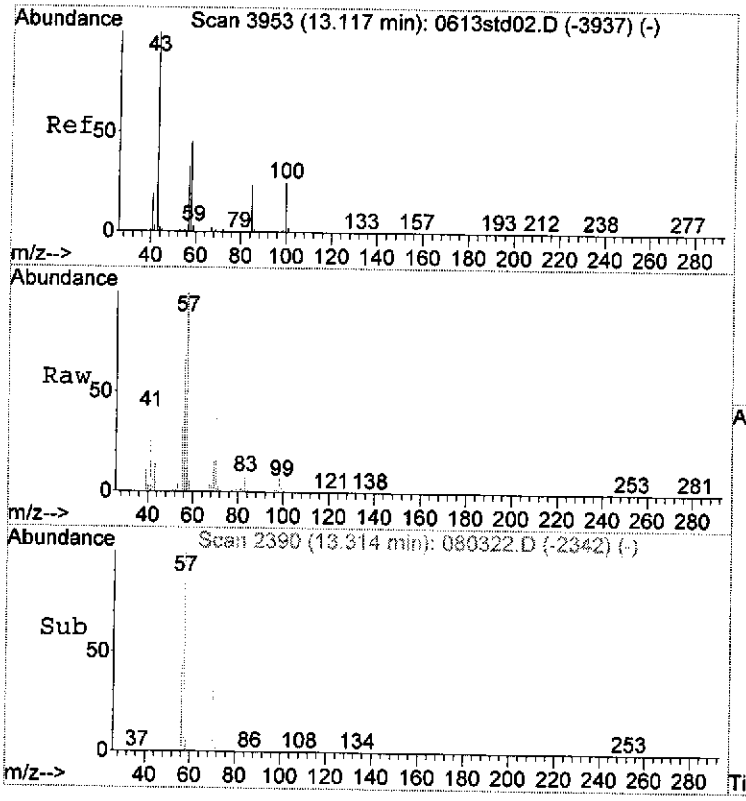

#37
Methyl_isobutyl_ketone
Concen: 1.56 ppbV
RT: 13.31 min Scan# 2390
Delta R.T. 0.07 min
Lab File: 080322.D
Acq: 04 Aug 2006 07:10

Tgt Ion: 43 Resp: 46343

Ion	Ratio	Lower	Upper
43	100		
43	100.0	80.0	120.0
58	37.2	36.8	55.2

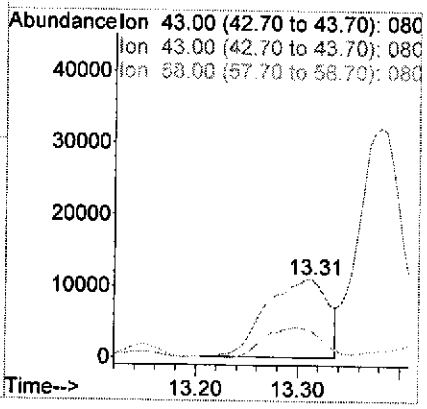

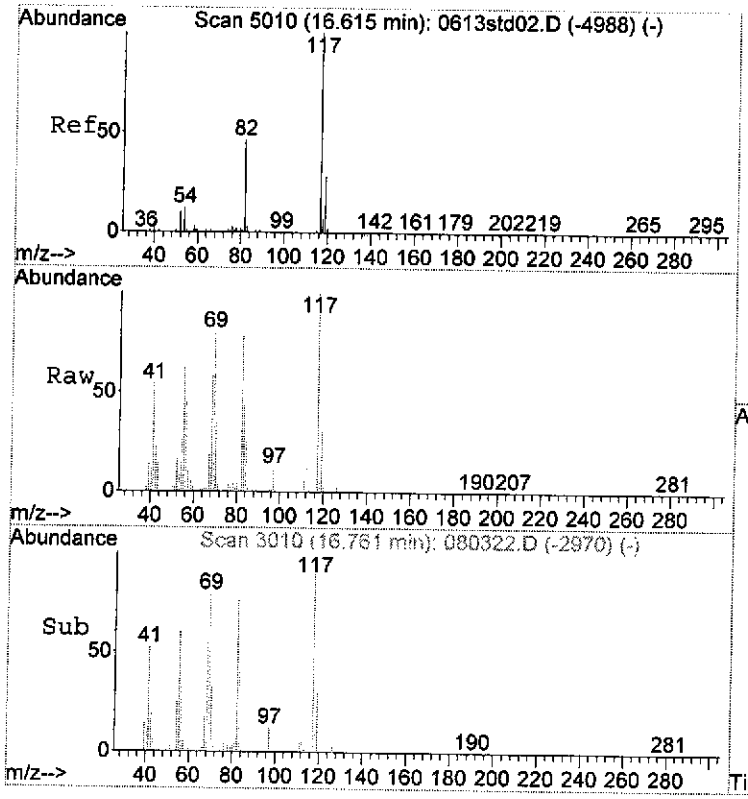

#40
Chlorobenzene,_d-5__(IS)
Concen: 10.00 ppbV
RT: 16.76 min Scan# 3010
Delta R.T. 0.02 min
Lab File: 080322.D
Acq: 04 Aug 2006 07:10

Tgt Ion:117 Resp: 112775

Ion	Ratio	Lower	Upper
117	100		
117	100.0	80.0	120.0
82	0.0	49.6	74.4#

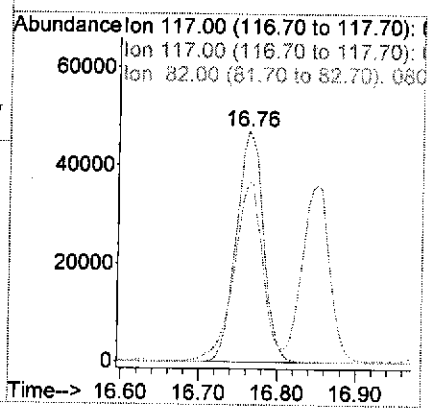

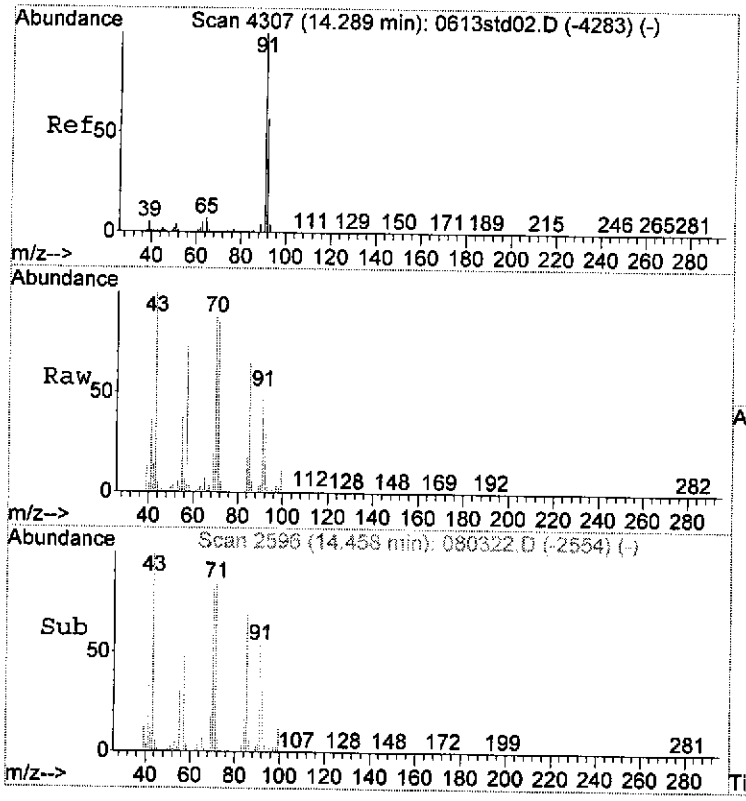

#41
Toluene
Concen: 20.72 ppbV
RT: 14.46 min Scan# 2596
Delta R.T. 0.04 min
Lab File: 080322.D
Acq: 04 Aug 2006 07:10

Tgt Ion: 91 Resp: 896459

Ion	Ratio	Lower	Upper
91	100		
91	100.0	80.0	120.0
92	59.9	51.2	76.8

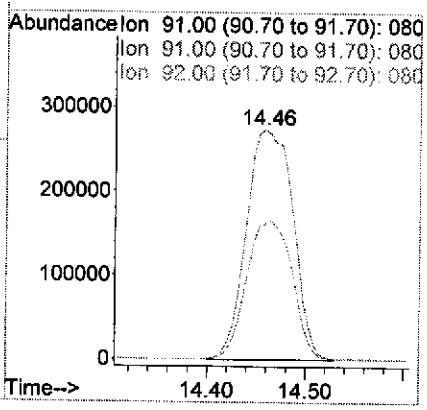

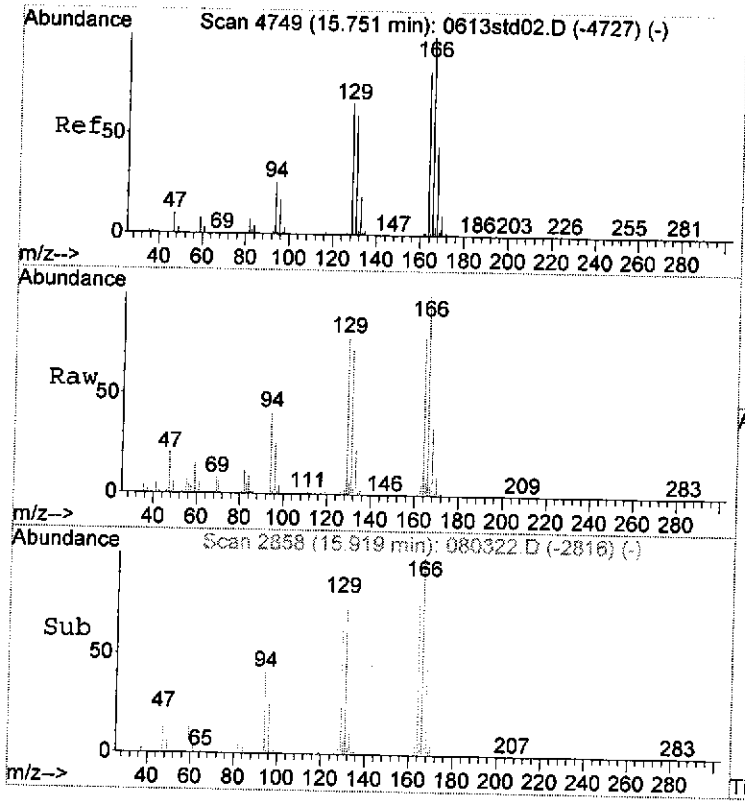

#44
Tetrachloroethylene
Concen: 7.25 ppbV
RT: 15.92 min Scan# 2858
Delta R.T. 0.03 min
Lab File: 080322.D
Acq: 04 Aug 2006 07:10

Tgt Ion:166 Resp: 112026

Ion	Ratio	Lower	Upper
166	100		
166	100.0	80.0	120.0
164	82.3	72.8	109.2

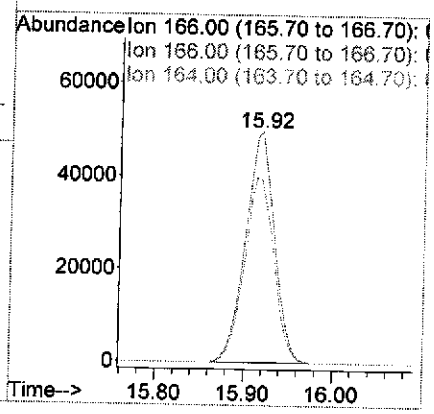

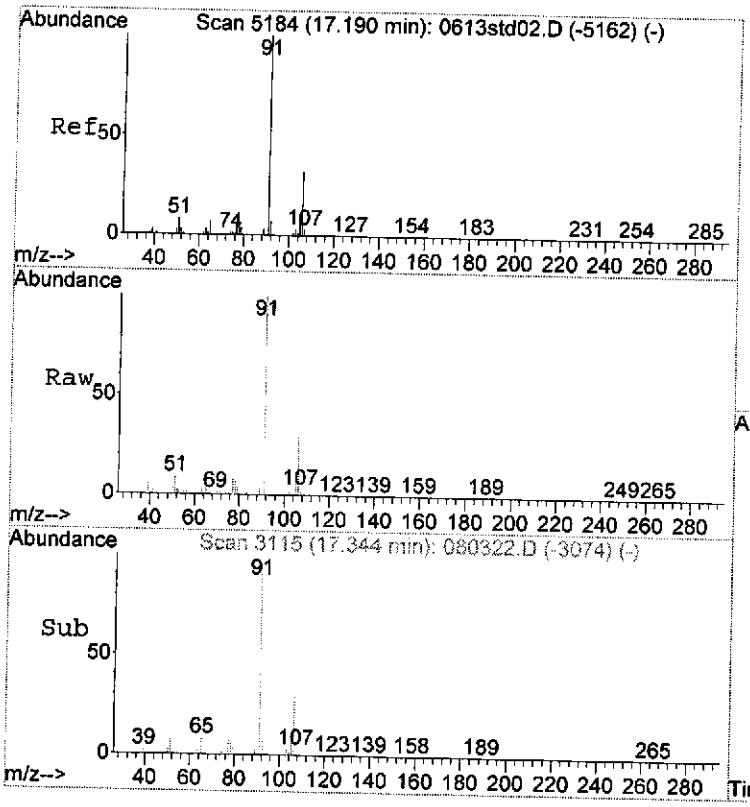

#46
Ethylbenzene
Concen: 3.98 ppbV
RT: 17.34 min Scan# 3115
Delta R.T. 0.03 min
Lab File: 080322.D
Acq: 04 Aug 2006 07:10

Tgt Ion: 91 Resp: 198679

Ion	Ratio	Lower	Upper
91	100		
91	100.0	80.0	120.0
106	31.1	30.4	45.6

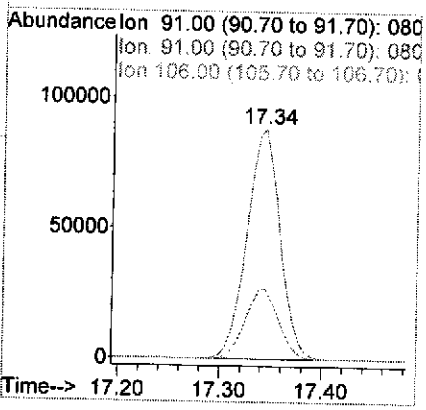

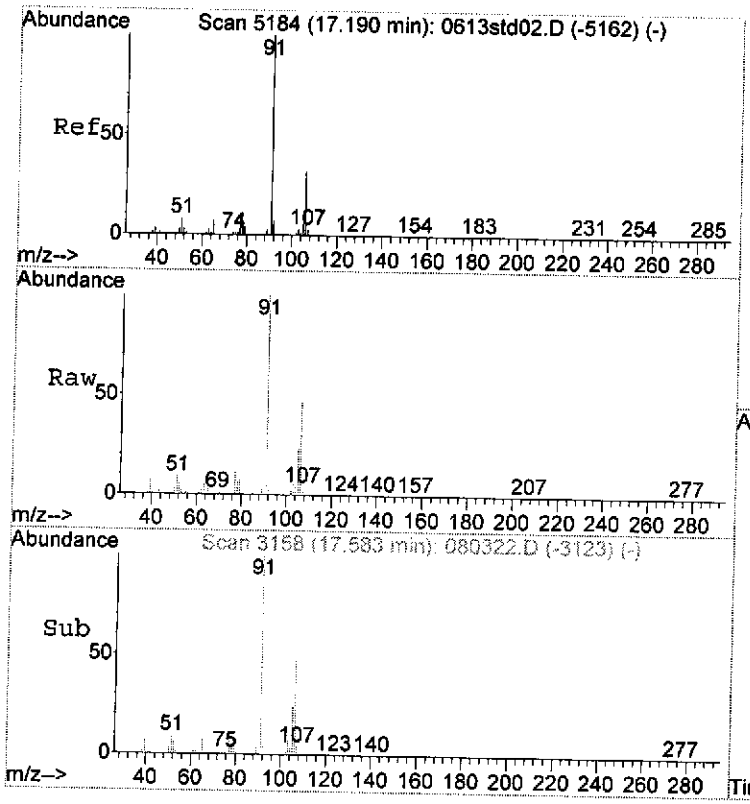

#47
Xylene,_m_&_p-
Concen: 8.13 ppbV
RT: 17.58 min Scan# 3158
Delta R.T. -0.00 min
Lab File: 080322.D
Acq: 04 Aug 2006 07:10

Tgt Ion: 91 Resp: 642247

Ion	Ratio	Lower	Upper
91	100		
91	100.0	80.0	120.0
106	49.1	44.0	66.0

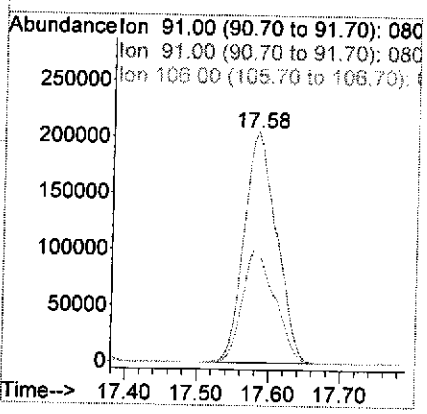

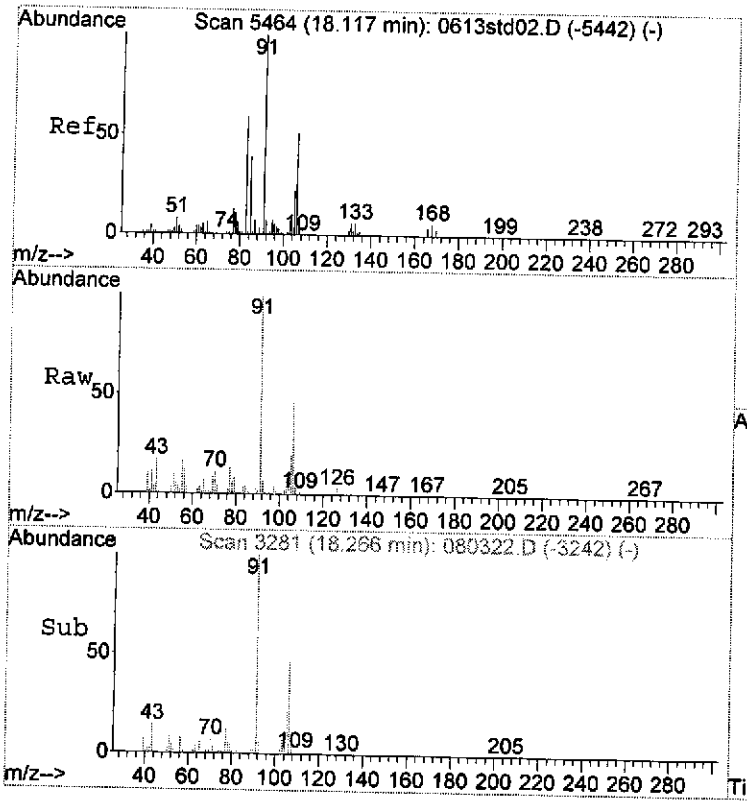

#51
Xylene,_o-
Concen: 4.51 ppbV
RT: 18.27 min Scan# 3281
Delta R.T. 0.02 min
Lab File: 080322.D
Acq: 04 Aug 2006 07:10

Tgt Ion: 91 Resp: 185827

Ion	Ratio	Lower	Upper
91	100		
91	100.0	80.0	120.0
106	46.1	40.0	60.0

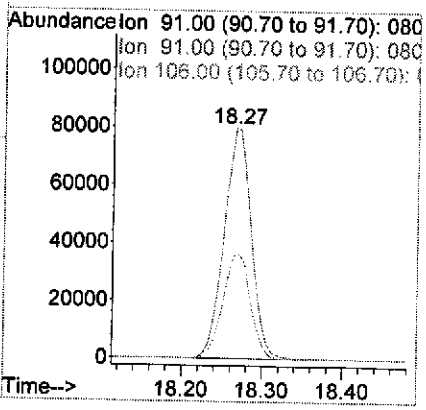

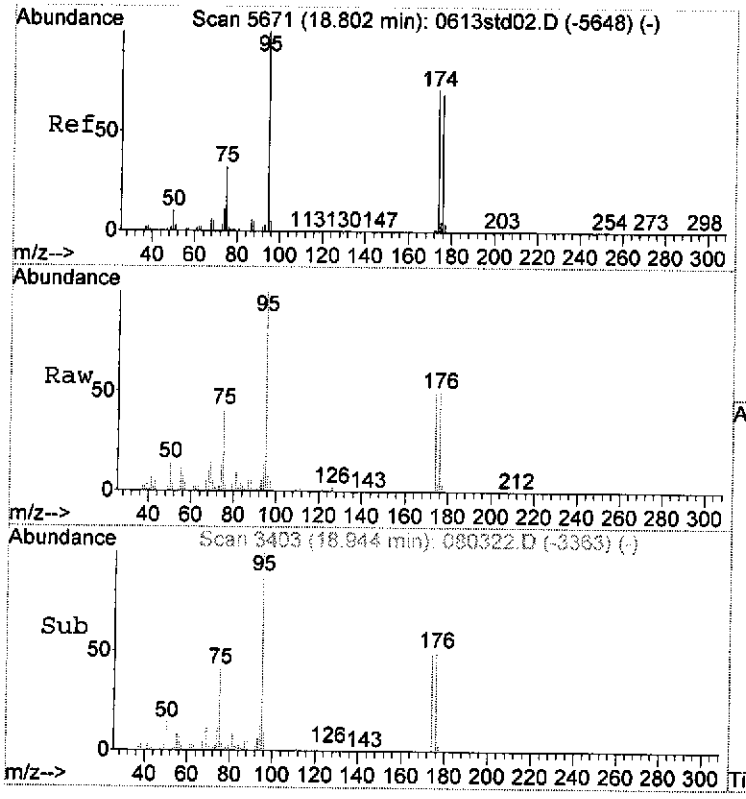

#52
Bromofluorobenzene_(tune_std)
Concen: 4.51 ppbV
RT: 18.94 min Scan# 3403
Delta R.T. 0.02 min
Lab File: 080322.D
Acq: 04 Aug 2006 07:10

Tgt Ion: 95 Resp: 77441

Ion	Ratio	Lower	Upper
95	100		
95	100.0	80.0	120.0
174	47.7	47.2	70.8

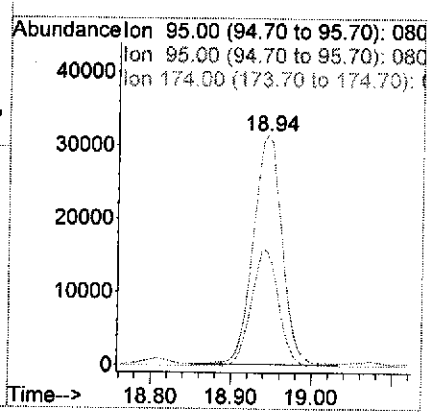



#54
Ethyltoluene,_4-
Concen: 1.92 ppbV
RT: 20.20 min Scan# 3629
Delta R.T. 0.02 min
Lab File: 080322.D
Acq: 04 Aug 2006 07:10

Tgt Ion:105 Resp: 95445

Ion	Ratio	Lower	Upper
105	100		
105	100.0	80.0	120.0
120	29.9	28.0	42.0

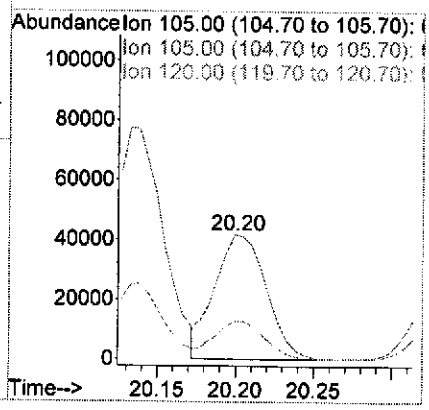

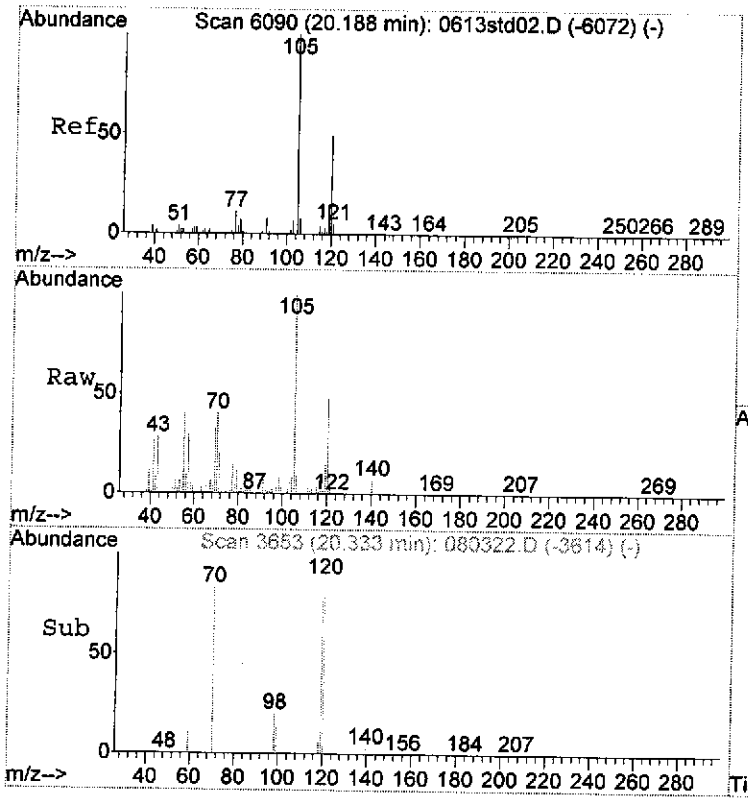

#55
Trimethylbenzene,_1,3,5-
Concen: 1.52 ppbV
RT: 20.33 min Scan# 3653
Delta R.T. 0.02 min
Lab File: 080322.D
Acq: 04 Aug 2006 07:10

Tgt Ion:105 Resp: 65771

Ion	Ratio	Lower	Upper
105	100		
105	100.0	80.0	120.0
120	48.8	46.4	69.6

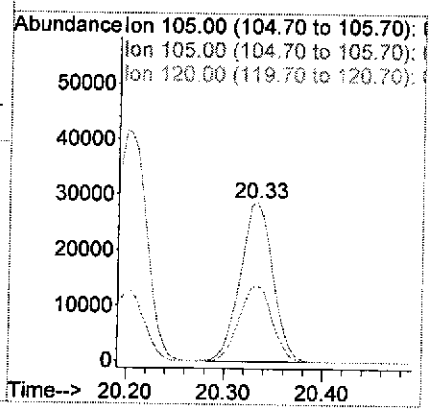

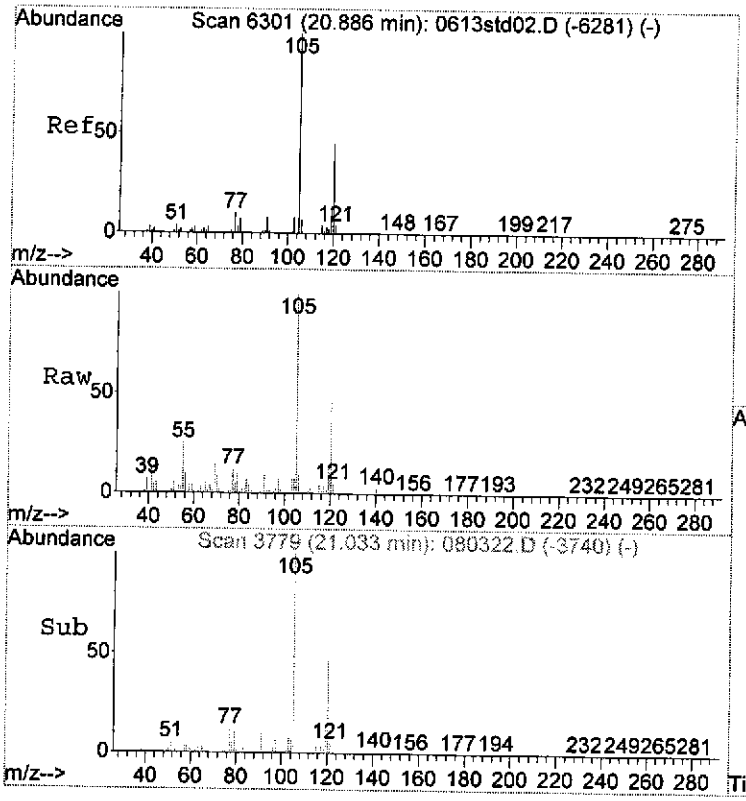

#56
Trimethylbenzene,_1,2,4-
Concen: 6.12 ppbV
RT: 21.03 min Scan# 3779
Delta R.T. 0.02 min
Lab File: 080322.D
Acq: 04 Aug 2006 07:10

Tgt Ion:105 Resp: 254590

Ion	Ratio	Lower	Upper
105	100		
105	100.0	80.0	120.0
120	46.0	41.6	62.4

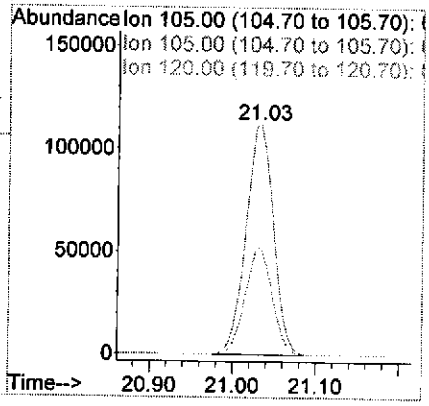

Quantitation Report (QT Reviewed)

Data Path : C:\MSDChem\1\DATA\Aug06\
Data File : 080321.D
Acq On : 04 Aug 2006 06:28
Operator : .
Sample : 60419-10 x 25 dil.
Misc : .
ALS Vial : 18 Sample Multiplier: 1

Quant Time: Aug 08 14:02:58 2006
Quant Method : C:\MSDCHEM\1\METHODS\PAL0726.M
Quant Title : TO-15
QLast Update : Fri Aug 04 07:43:40 2006
Response via : Initial Calibration

Internal Standards	R.T.	QIon	Response	Conc	Units	Dev(Min)
1) Bromochloromethane_(IS)	9.17	130	40676	10.00	ppbV	-0.02
25) Difluorobenzene,_1,4-_(IS)	11.35	114	194451	10.00	ppbV	-0.02
40) Chlorobenzene,_d-5__(IS)	16.74	117	164193	10.00	ppbV	0.00
System Monitoring Compounds						
52) Bromofluorobenzene_(tune_s	18.93	95	102585	10.26	ppbV	0.00
Spiked Amount 10.000	Range 75 - 125		Recovery = 102.60%			
Target Compounds						Qvalue
11) Trichlorofluoromethane	5.95	101	36513	1.75	ppbV	97
23) Hexane	9.22	57	147100	5.56	ppbV	98
30) Cyclohexane	11.27	56	26899	0.90	ppbV	95
34) Trimethylpentane,_2,2,4-	12.23	57	2119751	63.79	ppbV #	80
35) Heptane	12.53	43	58276	1.87	ppbV	100
41) Toluene	14.43	91	46049	0.73	ppbV	97
44) Tetrachloroethylene	15.89	166	5834	0.26	ppbV	95

(#) = qualifier out of range (m) = manual integration (+) = signals summed

Quantitation Report (QT Reviewed)

Data Path : C:\MSDChem\1\DATA\Aug06\
Data File : 080321.D
Acq On : 04 Aug 2006 06:28
Operator : .
Sample : 60419-10 x 25 dil.
Misc : .
ALS Vial : 18 Sample Multiplier: 1

Quant Time: Aug 08 14:02:58 2006
Quant Method : C:\MSDCHEM\1\METHODS\PAL0726.M
Quant Title : TO-15
QLast Update : Fri Aug 04 07:43:40 2006
Response via : Initial Calibration

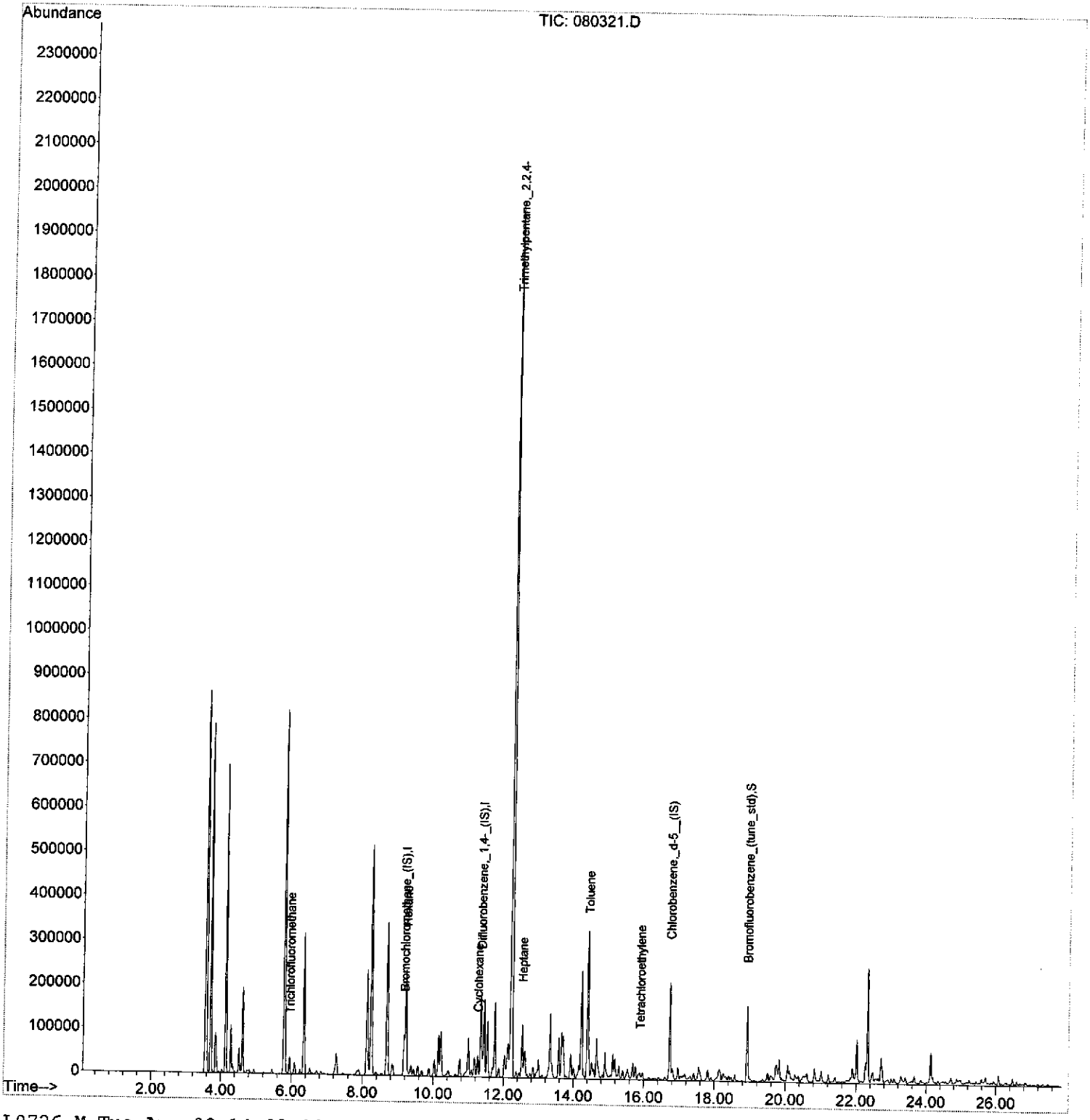

PAL0726.M Tue Aug 08 14:03:18 2006 S1

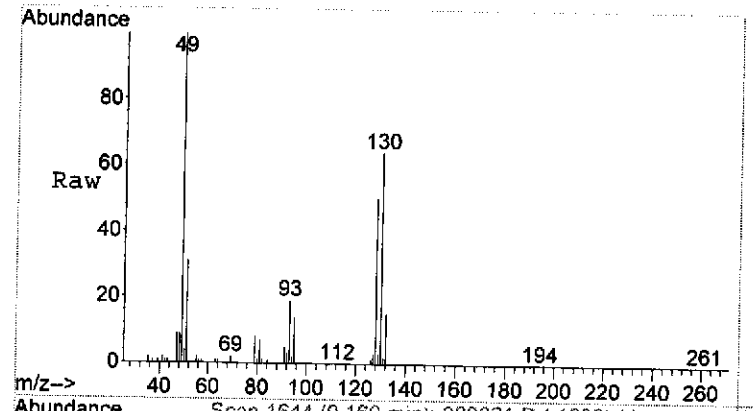

#1
Bromochloromethane_(IS)
Concen: 10.00 ppbV
RT: 9.17 min Scan# 1644
Delta R.T. -0.02 min
Lab File: 080321.D
Acq: 04 Aug 2006 06:28

Tgt Ion:130 Resp: 40676

Ion	Ratio	Lower	Upper
130	100		
130	100.0	80.0	120.0
128	79.0	66.4	99.6

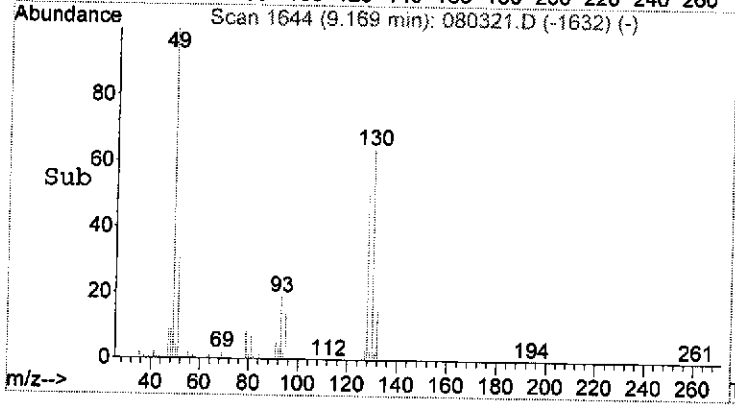

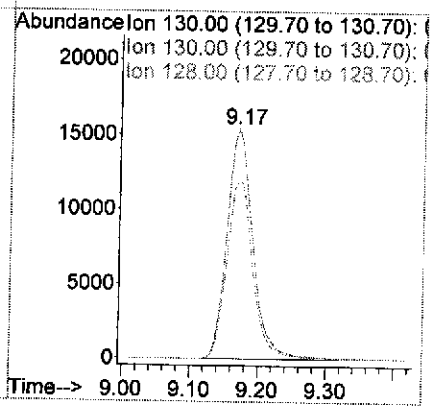

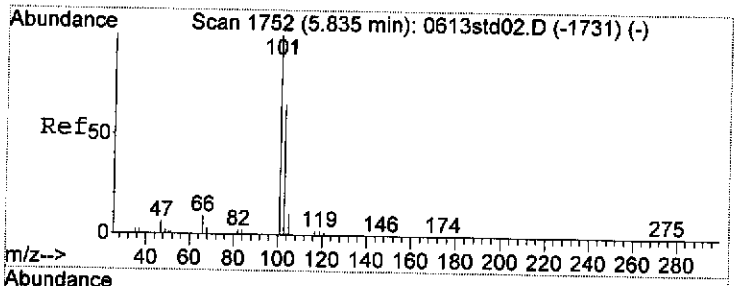

#11
Trichlorofluoromethane
Concen: 1.75 ppbV
RT: 5.95 min Scan# 1064
Delta R.T. -0.00 min
Lab File: 080321.D
Acq: 04 Aug 2006 06:28

Tgt Ion:101 Resp: 36513

Ion	Ratio	Lower	Upper
101	100		
101	100.0	80.0	120.0
103	64.7	47.2	70.8



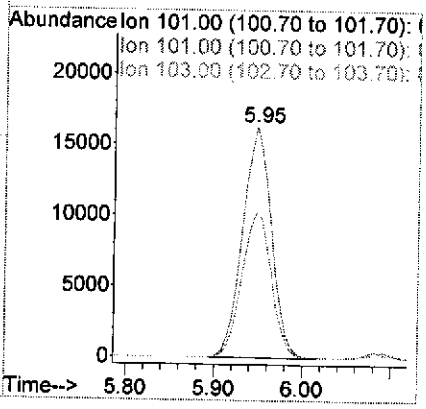



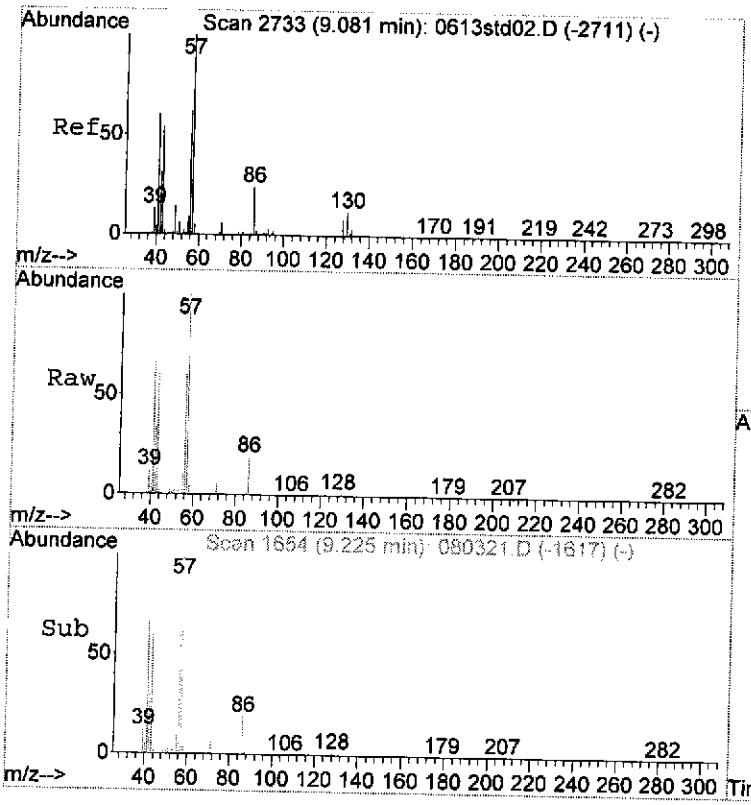

#23
Hexane
Concen: 5.56 ppbV
RT: 9.22 min Scan# 1654
Delta R.T. 0.01 min
Lab File: 080321.D
Acq: 04 Aug 2006 06:28

Tgt Ion: 57 Resp: 147100

Ion	Ratio	Lower	Upper
57	100		
57	100.0	80.0	120.0
41	72.2	55.2	82.8

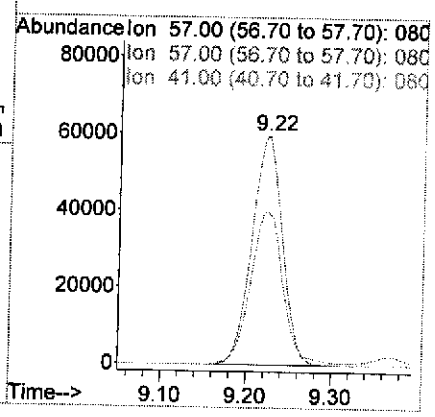

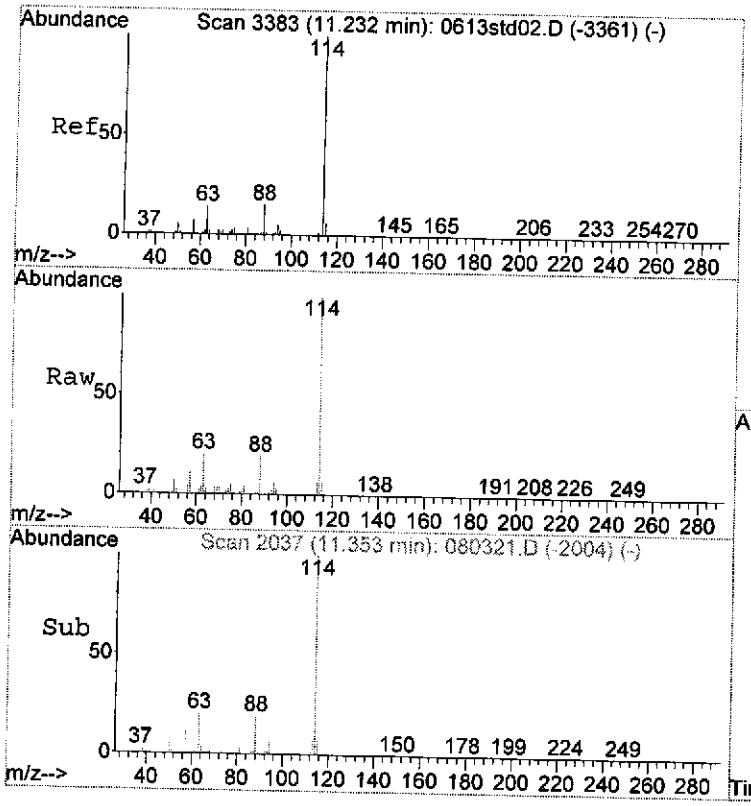

#25
Difluorobenzene,_1,4-_(IS)
Concen: 10.00 ppbV
RT: 11.35 min Scan# 2037
Delta R.T. -0.02 min
Lab File: 080321.D
Acq: 04 Aug 2006 06:28

Tgt Ion:114 Resp: 194451

Ion	Ratio	Lower	Upper
114	100		
114	100.0	80.0	120.0
63	20.2	16.0	24.0

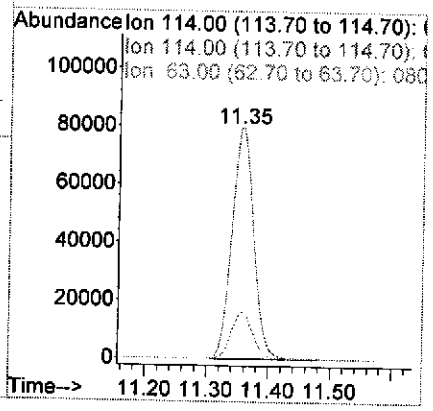

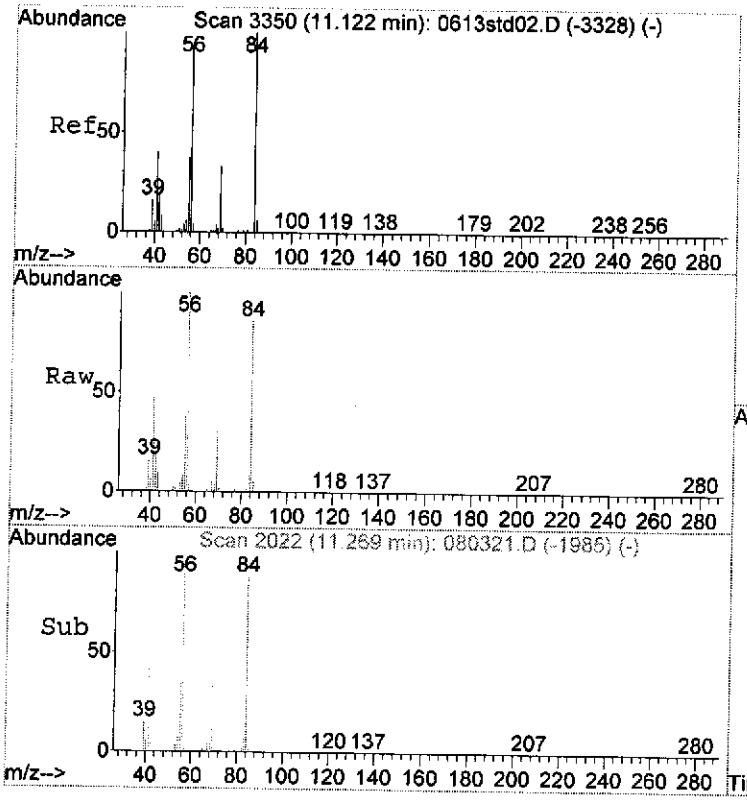

#30
Cyclohexane
Concen: 0.90 ppbV
RT: 11.27 min Scan# 2022
Delta R.T. 0.01 min
Lab File: 080321.D
Acq: 04 Aug 2006 06:28

Tgt Ion: 56 Resp: 26899

Ion	Ratio	Lower	Upper
56	100		
56	100.0	80.0	120.0
84	94.2	68.0	102.0

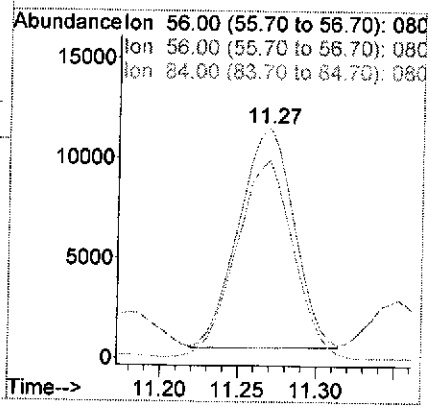



#34
Trimethylpentane,_2,2,4-
Concen: 63.79 ppbV
RT: 12.23 min Scan# 2194
Delta R.T. 0.01 min
Lab File: 080321.D
Acq: 04 Aug 2006 06:28

Tgt Ion: 57 Resp: 2119751

Ion	Ratio	Lower	Upper
57	100		
57	100.0	80.0	120.0
56	0.0	34.4	51.6#

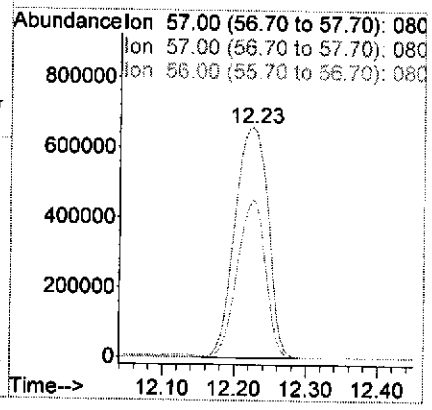

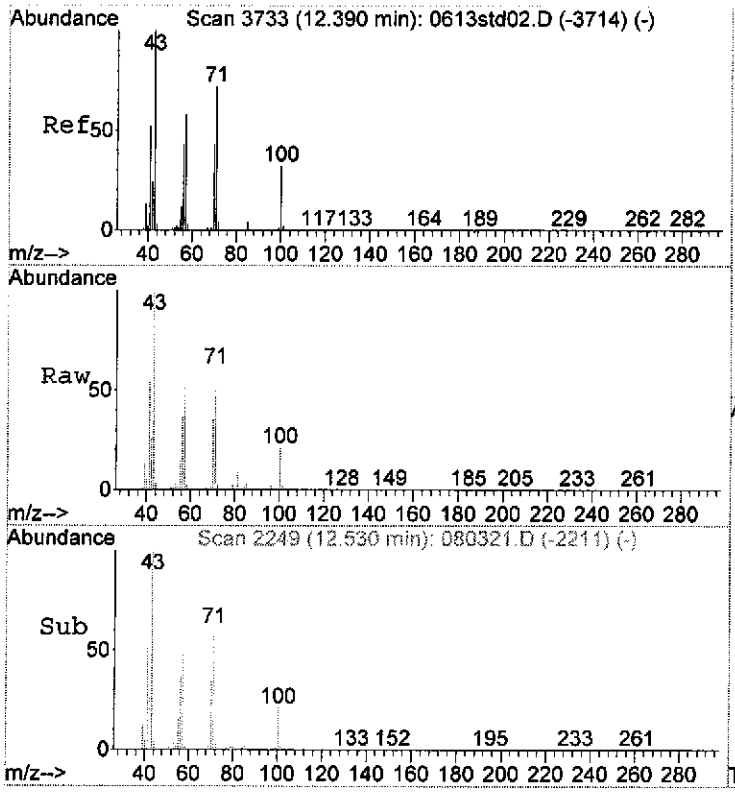

#35
Heptane
Concen: 1.87 ppbV
RT: 12.53 min Scan# 2249
Delta R.T. 0.01 min
Lab File: 080321.D
Acq: 04 Aug 2006 06:28

Tgt Ion: 43 Resp: 58276

Ion	Ratio	Lower	Upper
43	100		
43	100.0	80.0	120.0
71	63.0	51.2	76.8

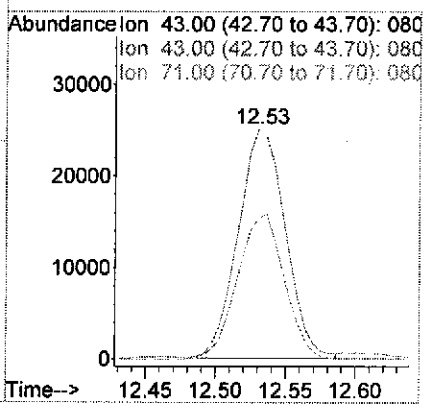

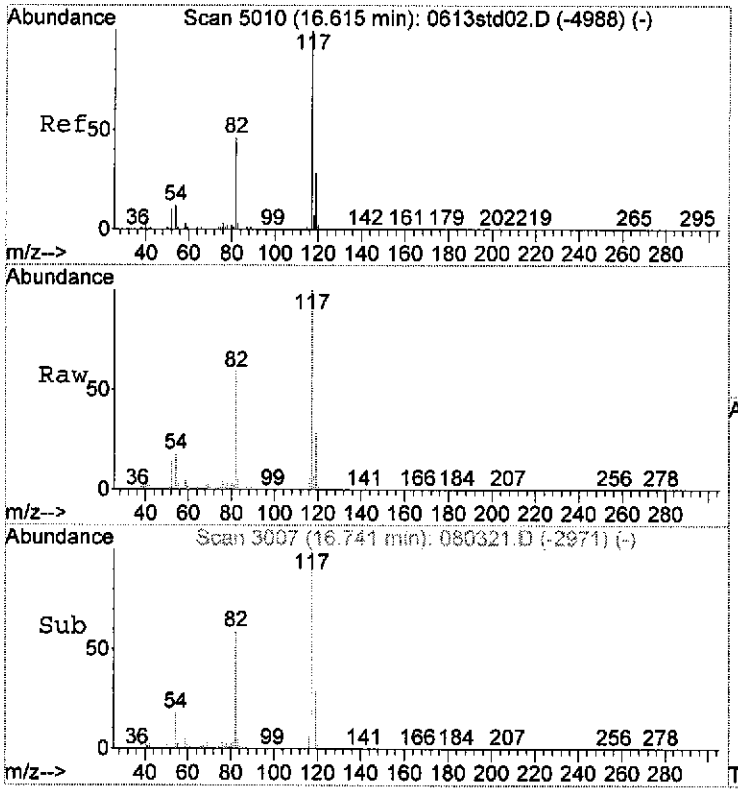

#40
Chlorobenzene,_d-5__(IS)
Concen: 10.00 ppbV
RT: 16.74 min Scan# 3007
Delta R.T. 0.00 min
Lab File: 080321.D
Acq: 04 Aug 2006 06:28

Tgt Ion:117 Resp: 164193

Ion	Ratio	Lower	Upper
117	100		
117	100.0	80.0	120.0
82	61.9	49.6	74.4

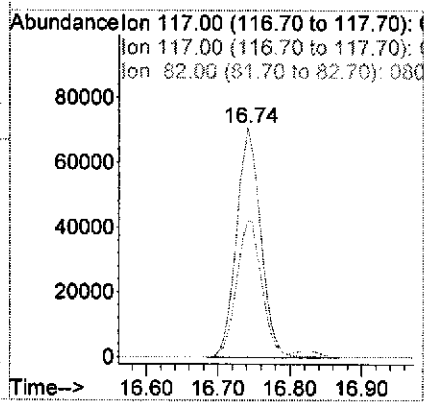

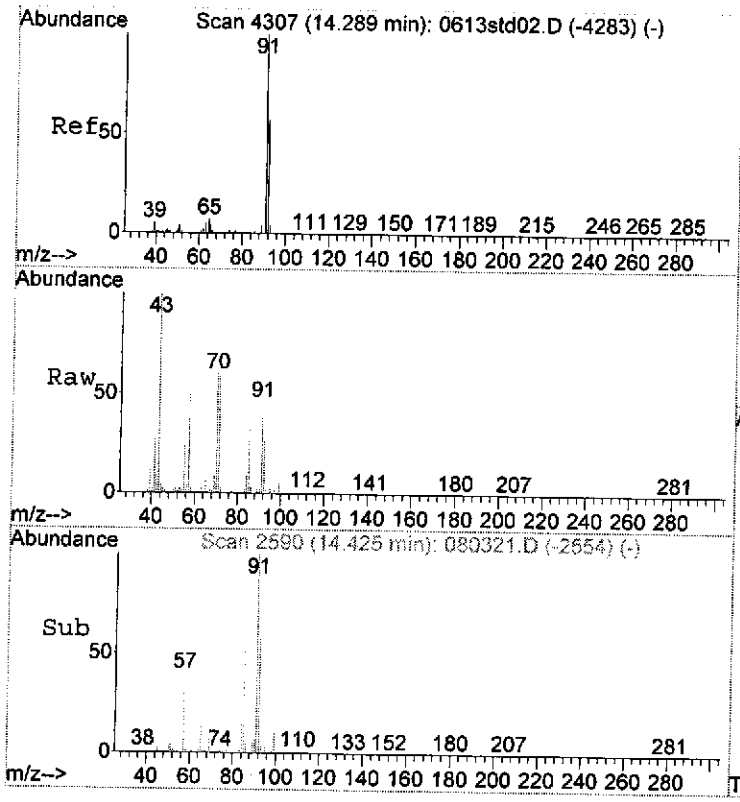

#41
Toluene
Concen: 0.73 ppbV
RT: 14.43 min Scan# 2590
Delta R.T. 0.00 min
Lab File: 080321.D
Acq: 04 Aug 2006 06:28

Tgt Ion: 91 Resp: 46049

Ion	Ratio	Lower	Upper
91	100		
91	100.0	80.0	120.0
92	57.8	51.2	76.8

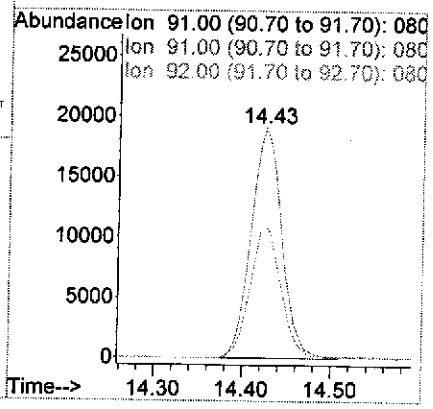

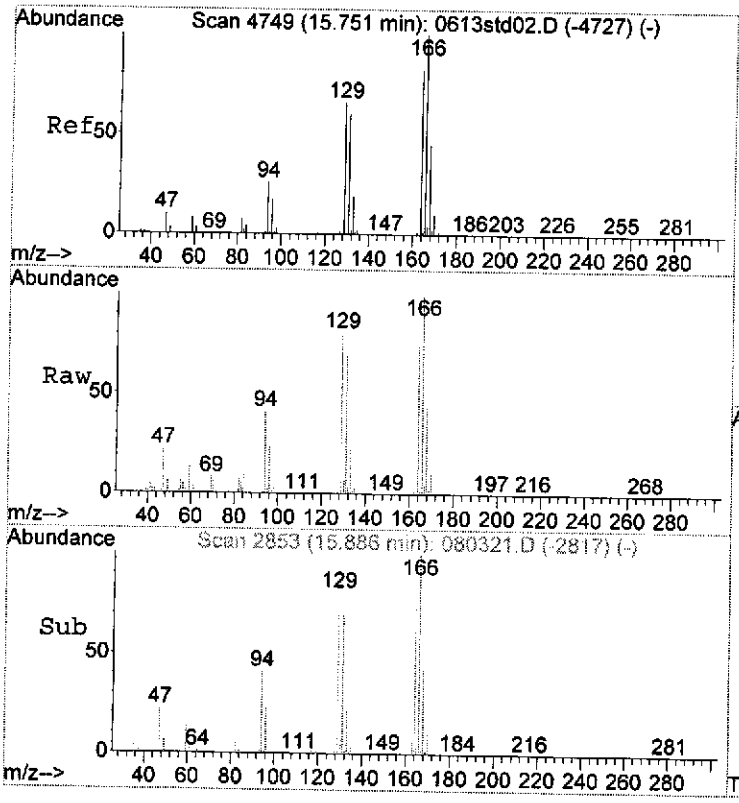

#44
Tetrachloroethylene
Concen: 0.26 ppbV
RT: 15.89 min Scan# 2853
Delta R.T. 0.00 min
Lab File: 080321.D
Acq: 04 Aug 2006 06:28

Tgt Ion:166 Resp: 5834

Ion	Ratio	Lower	Upper
166	100		
166	100.0	80.0	120.0
164	80.3	72.8	109.2

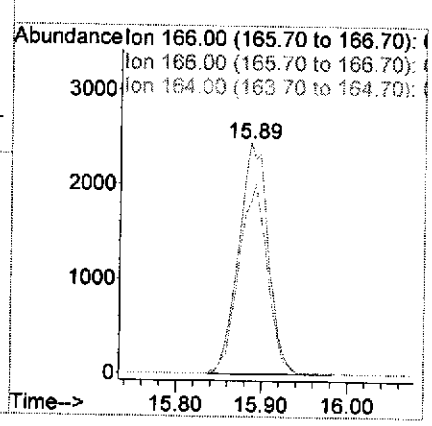

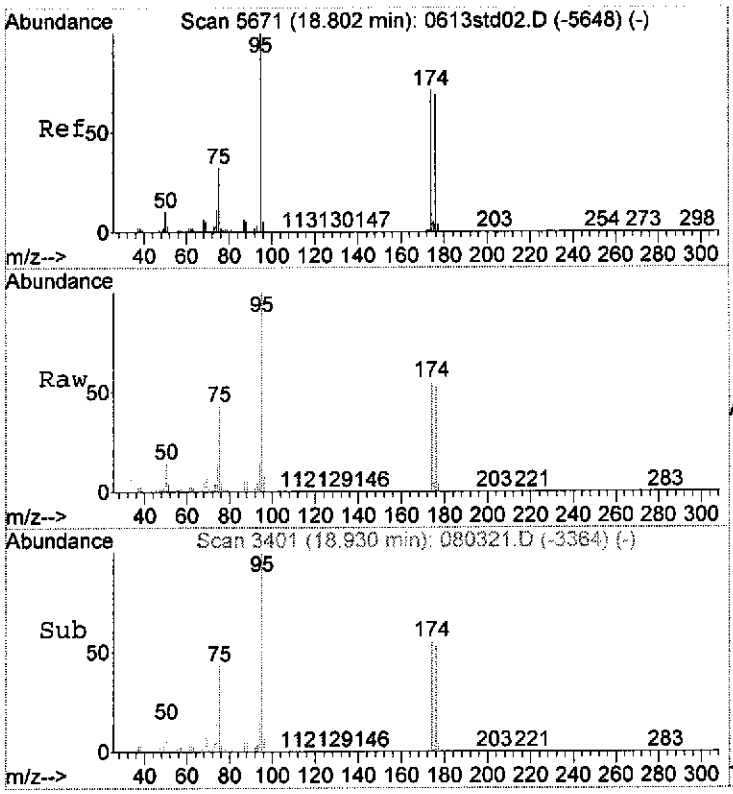

#52
Bromofluorobenzene_(tune_std)
Concen: N.D. ppbV
RT: 18.93 min Scan# 3401
Delta R.T. 0.01 min
Lab File: 080321.D
Acq: 04 Aug 2006 06:28

Tgt Ion: 95 Resp: 102585

Ion	Ratio	Lower	Upper
95	100		
95	100.0	80.0	120.0
174	56.2	47.2	70.8

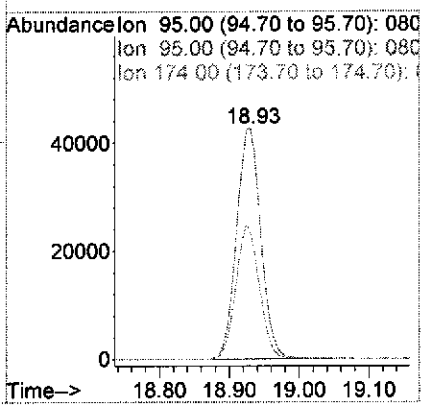

Quantitation Report (QT Reviewed)

Data Path : C:\MSDChem\1\DATA\Aug06\
Data File : 080903.D
Acq On : 09 Aug 06 16:00
Operator : .
Sample : 60419-11 x 25 dil.
Misc : .
ALS Vial : 3 Sample Multiplier: 1

Quant Time: Aug 09 16:59:03 2006
Quant Method : C:\MSDCHEM\1\METHODS\PAL0726.M
Quant Title : TO-15
QLast Update : Tue Aug 01 10:35:23 2006
Response via : Initial Calibration

Internal Standards	R.T.	QIon	Response	Conc	Units	Dev(Min)
1) Bromochloromethane_(IS)	9.18	130	19638	10.00	ppbV	0.00
25) Difluorobenzene,_1,4-_(IS)	11.36	114	94039	10.00	ppbV	0.00
40) Chlorobenzene,_d-5__(IS)	16.75	117	79135	10.00	ppbV	0.00
System Monitoring Compounds						
52) Bromofluorobenzene_(tune_s	18.93	95	67753	14.06	ppbV	0.00
Spiked Amount 10.000	Range	75 - 125	Recovery	=	140.60%#	
Target Compounds						Qvalue
6) Butadiene,_1,3-	4.59	54	3999	0.67	ppbV	96
10) Acetone	5.79	43	208555	25.33	ppbV	100
21) Methyl_ethyl_ketone	8.51	43	28175	2.02	ppbV	99
23) Hexane	9.22	57	97260	7.62	ppbV	98
28) Benzene	10.96	78	7922	0.31	ppbV	98
30) Cyclohexane	11.27	56	46738	3.24	ppbV	98
33) Trichloroethylene	12.19	130	3326	0.30	ppbV	95
34) Trimethylpentane,_2,2,4-	12.23	57	1412091	87.87	ppbV #	80
35) Heptane	12.54	43	218623	14.50	ppbV	99
41) Toluene	14.43	91	32203	1.06	ppbV	98
44) Tetrachloroethylene	15.90	166	362934	33.46	ppbV	95
46) Ethylbenzene	17.33	91	18872	0.54	ppbV	98
47) Xylene,_m_&_p-	17.57	91	252985	4.56	ppbV	98
51) Xylene,_o-	18.26	91	72323	2.50	ppbV	99
54) Ethyltoluene,_4-	20.19	105	37988	1.09	ppbV	98
55) Trimethylbenzene,_1,3,5-	20.32	105	55736	1.84	ppbV	97
56) Trimethylbenzene,_1,2,4-	21.02	105	80779	2.77	ppbV	99

(#) = qualifier out of range (m) = manual integration (+) = signals summed

PA

Quantitation Report (QT Reviewed)

Data Path : C:\MSDChem\1\DATA\Aug06\
Data File : 080903.D
Acq On : 09 Aug 06 16:00
Operator : .
Sample : 60419-11 x 25 dil.
Misc : .
ALS Vial : 3 Sample Multiplier: 1

Quant Time: Aug 09 16:59:03 2006
Quant Method : C:\MSDCHEM\1\METHODS\PAL0726.M
Quant Title : TO-15
QLast Update : Tue Aug 01 10:35:23 2006
Response via : Initial Calibration

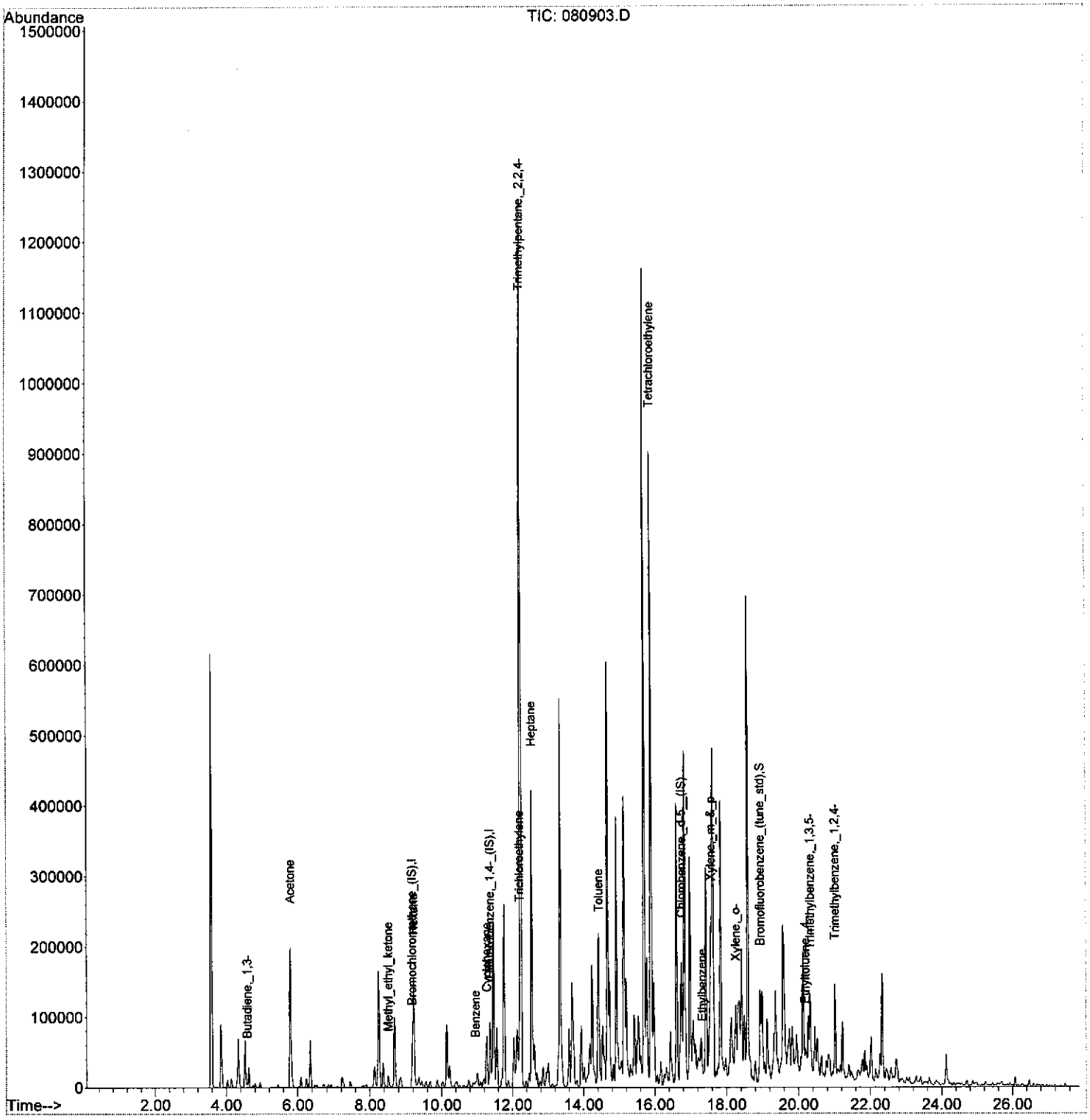

0264

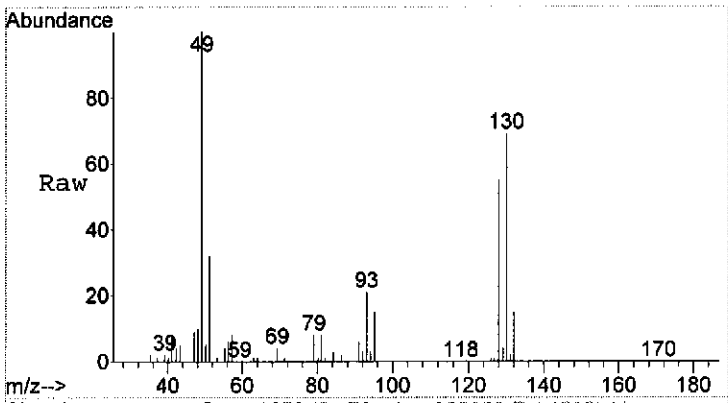

#1
Bromochloromethane_(IS)
Concen: 10.00 ppbV
RT: 9.18 min Scan# 1650
Delta R.T. -0.01 min
Lab File: 080903.D
Acq: 09 Aug 06 16:00

Tgt Ion:130 Resp: 19638

Ion	Ratio	Lower	Upper
130	100		
130	100.0	80.0	120.0
128	79.2	66.4	99.6

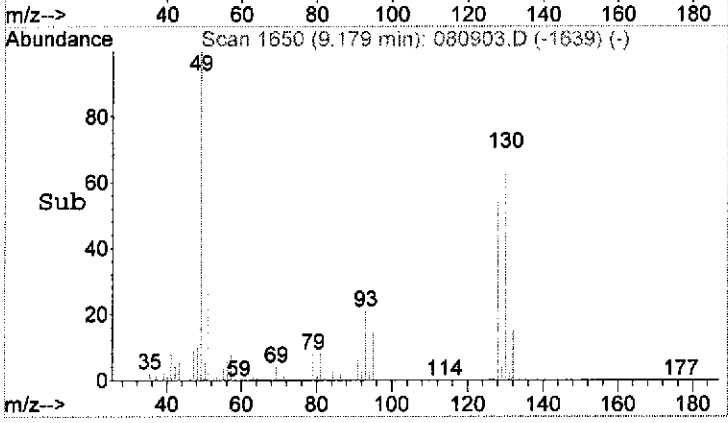

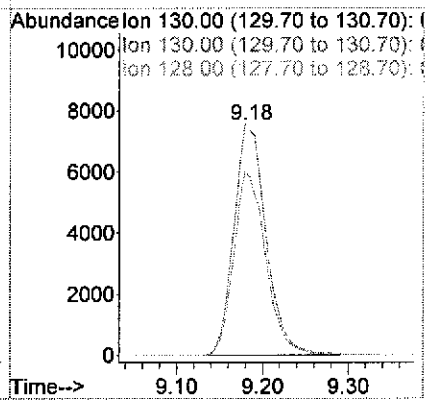



#6
Butadiene,_1,3-
Concen: 0.67 ppbV
RT: 4.59 min Scan# 821
Delta R.T. 0.01 min
Lab File: 080903.D
Acq: 09 Aug 06 16:00

Tgt Ion: 54 Resp: 3999

Ion	Ratio	Lower	Upper
54	100		
54	100.0	80.0	120.0
39	81.7	72.0	108.0



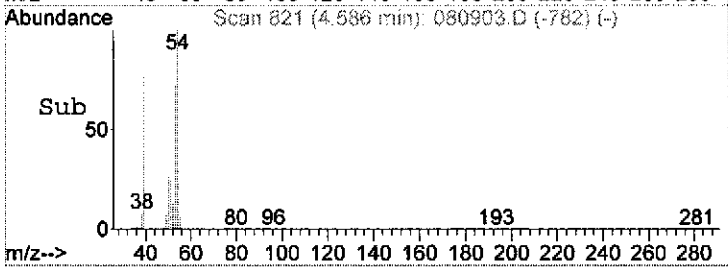

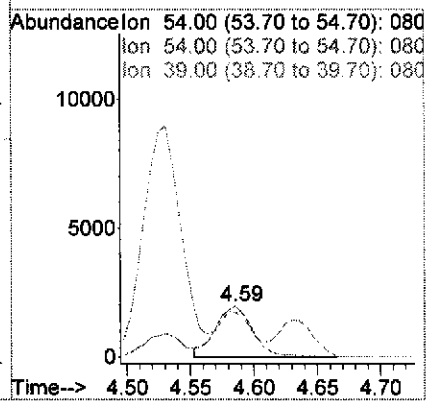

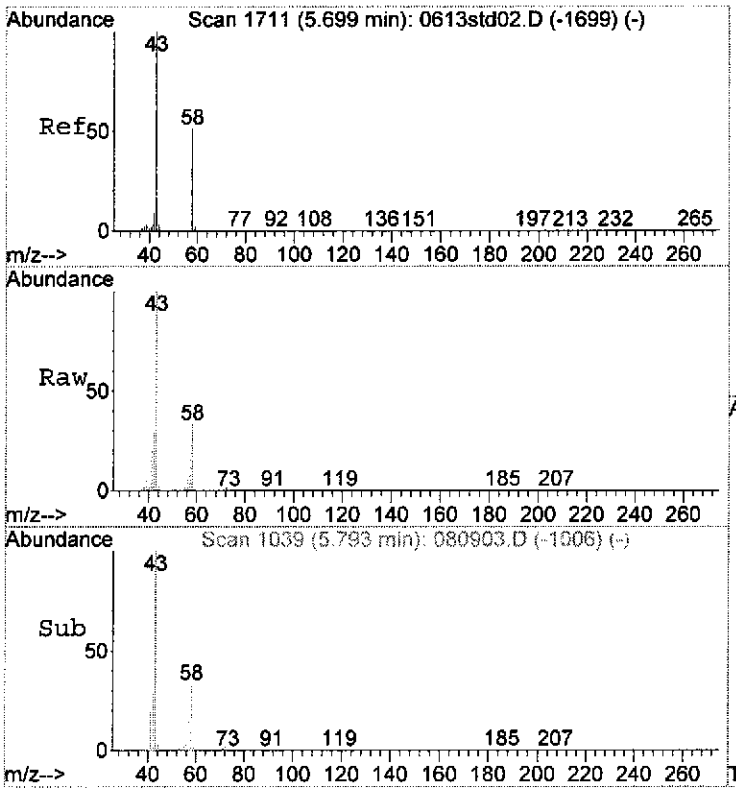

#10
Acetone
Concen: 25.33 ppbV
RT: 5.79 min Scan# 1039
Delta R.T. -0.02 min
Lab File: 080903.D
Acq: 09 Aug 06 16:00

Tgt Ion: 43 Resp: 208555

Ion	Ratio	Lower	Upper
43	100		
43	100.0	80.0	120.0
58	45.0	36.8	55.2

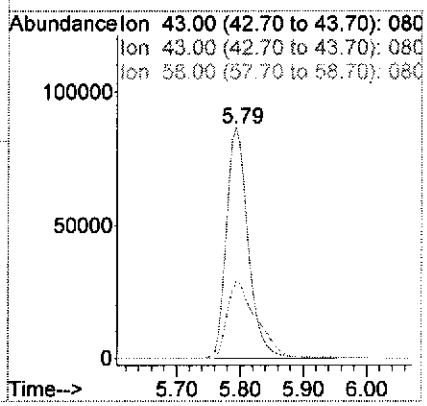

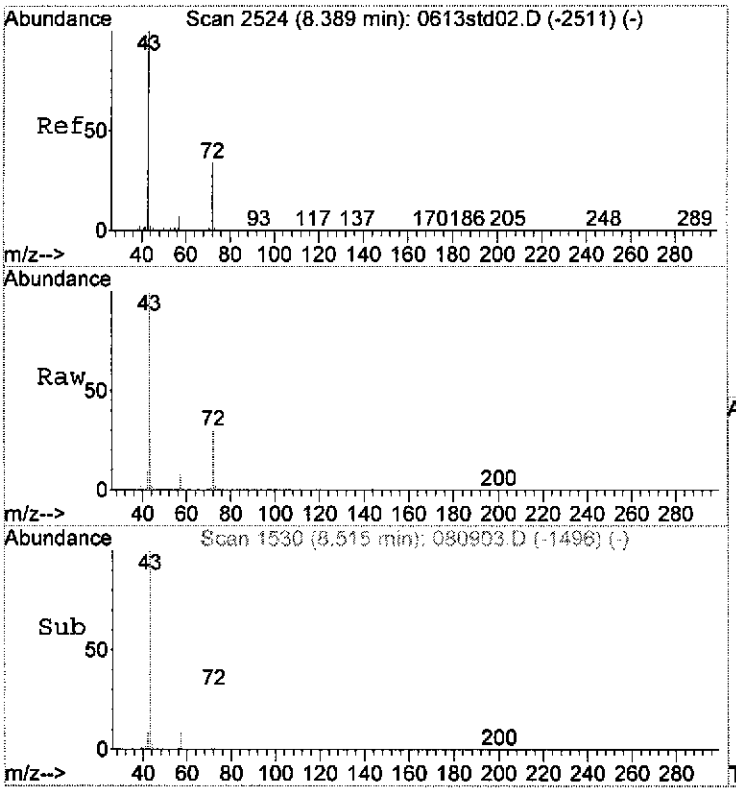

#21
Methyl_ethyl_ketone
Concen: 2.02 ppbV
RT: 8.51 min Scan# 1530
Delta R.T. -0.01 min
Lab File: 080903.D
Acq: 09 Aug 06 16:00

Tgt Ion: 43 Resp: 28175

Ion	Ratio	Lower	Upper
43	100		
43	100.0	80.0	120.0
72	28.6	24.0	36.0

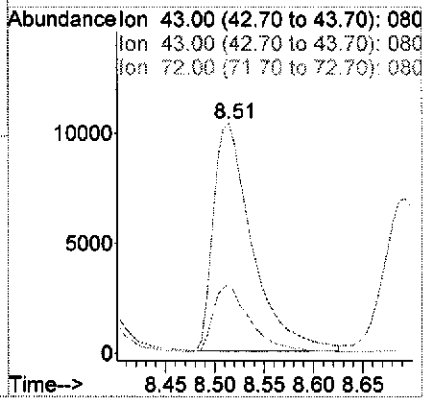

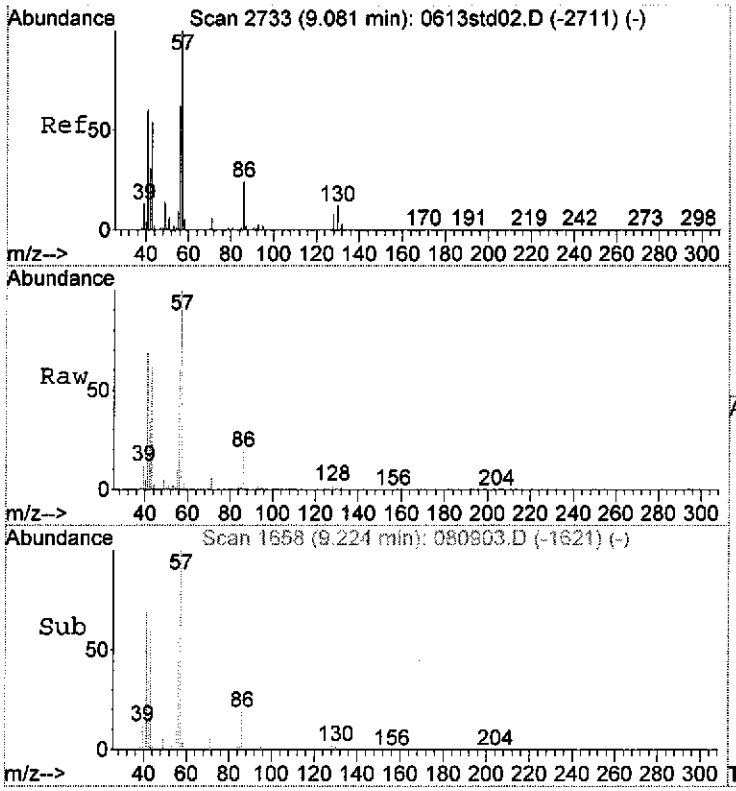

#23
Hexane
Concen: 7.62 ppbV
RT: 9.22 min Scan# 1658
Delta R.T. 0.00 min
Lab File: 080903.D
Acq: 09 Aug 06 16:00

Tgt Ion: 57 Resp: 97260

Ion	Ratio	Lower	Upper
57	100		
57	100.0	80.0	120.0
41	72.5	55.2	82.8

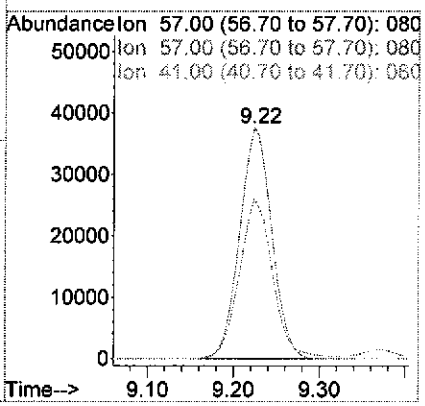

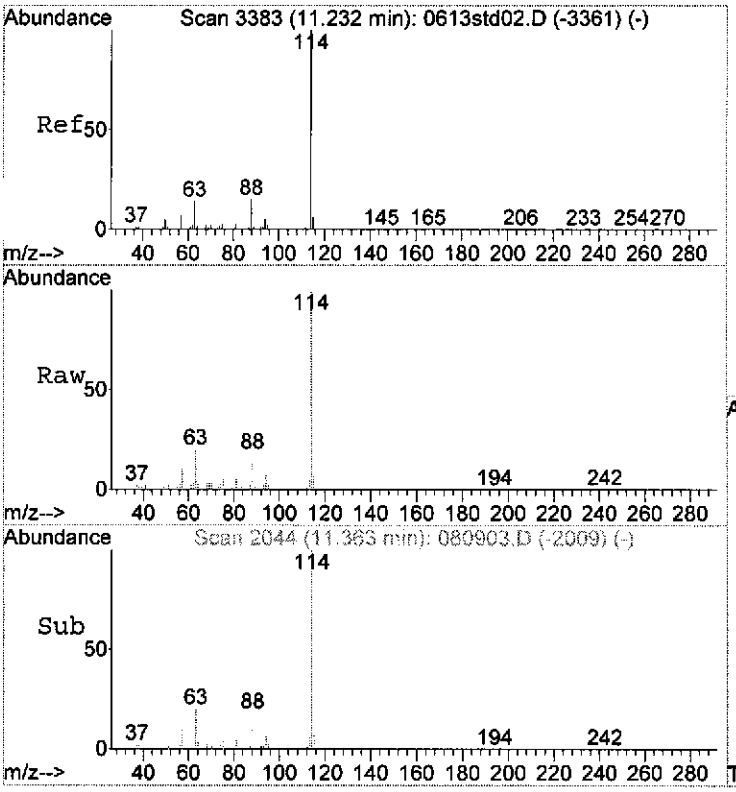

#25
Difluorobenzene,_1,4-_(IS)
Concen: 10.00 ppbV
RT: 11.36 min Scan# 2044
Delta R.T. -0.01 min
Lab File: 080903.D
Acq: 09 Aug 06 16:00

Tgt Ion:114 Resp: 94039

Ion	Ratio	Lower	Upper
114	100		
114	100.0	80.0	120.0
63	20.2	16.0	24.0

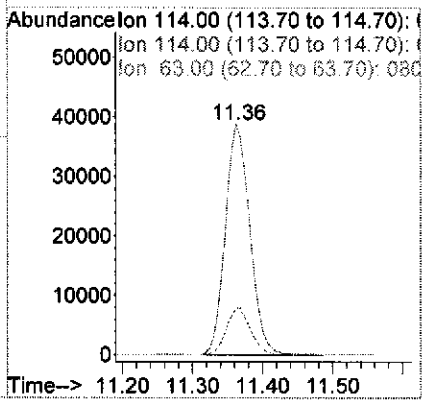

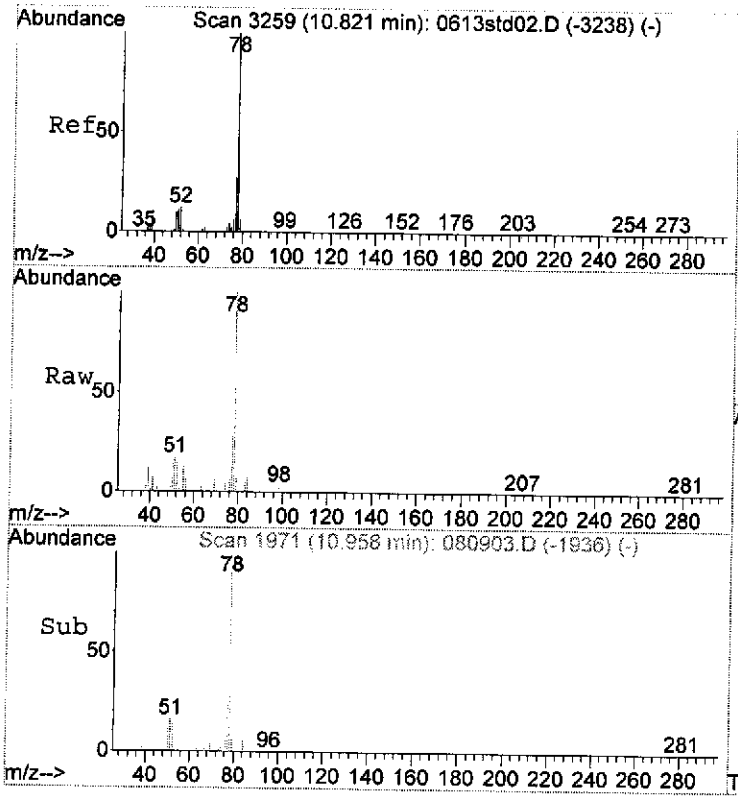

#28
Benzene
Concen: 0.31 ppbV
RT: 10.96 min Scan# 1971
Delta R.T. -0.01 min
Lab File: 080903.D
Acq: 09 Aug 06 16:00

Tgt Ion: 78 Resp: 7922

Ion	Ratio	Lower	Upper
78	100		
78	100.0	80.0	120.0
77	29.7	28.0	42.0

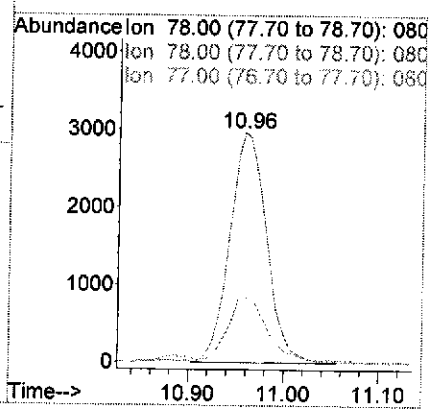

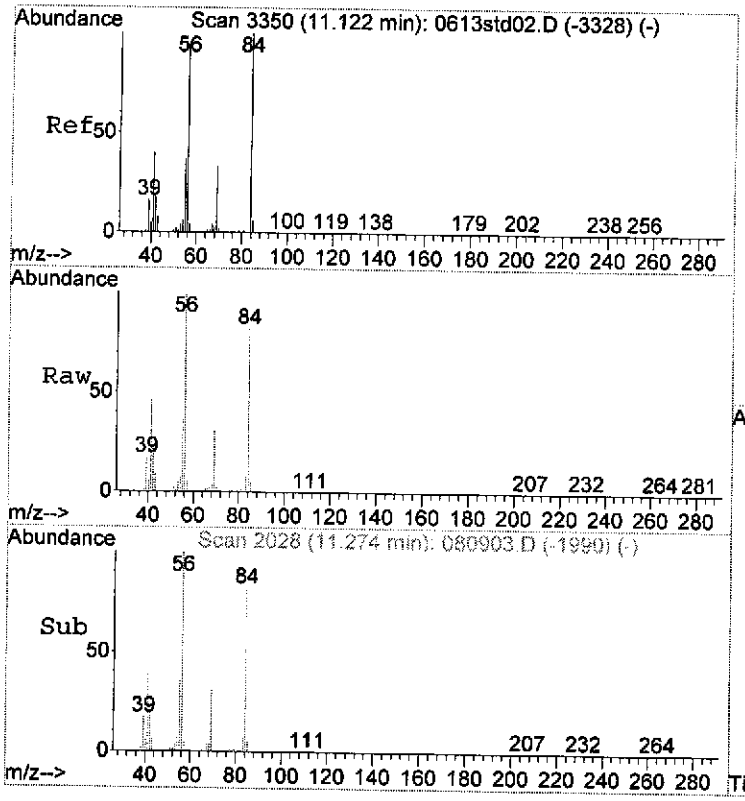

#30
Cyclohexane
Concen: 3.24 ppbV
RT: 11.27 min Scan# 2028
Delta R.T. 0.01 min
Lab File: 080903.D
Acq: 09 Aug 06 16:00

Tgt Ion: 56 Resp: 46738

Ion	Ratio	Lower	Upper
56	100		
56	100.0	80.0	120.0
84	88.9	68.0	102.0

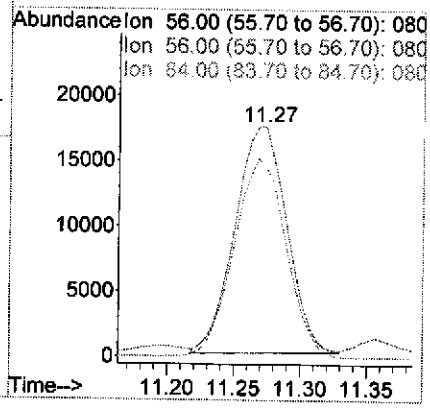

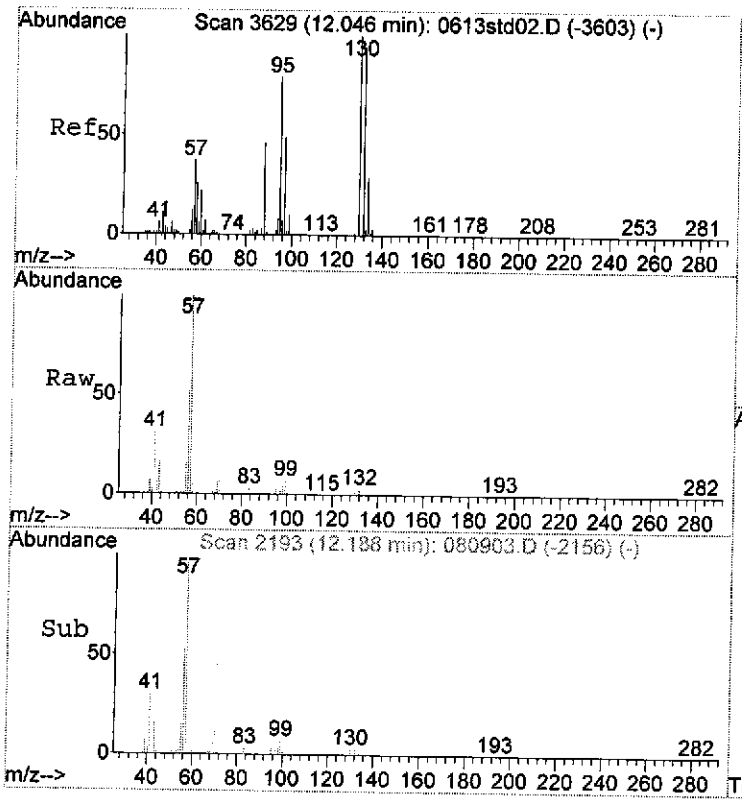

#33
Trichloroethylene
Concen: 0.30 ppbV
RT: 12.19 min Scan# 2193
Delta R.T. 0.00 min
Lab File: 080903.D
Acq: 09 Aug 06 16:00

Tgt Ion:130 Resp: 3326

Ion	Ratio	Lower	Upper
130	100		
130	100.0	80.0	120.0
132	93.9	67.2	100.8

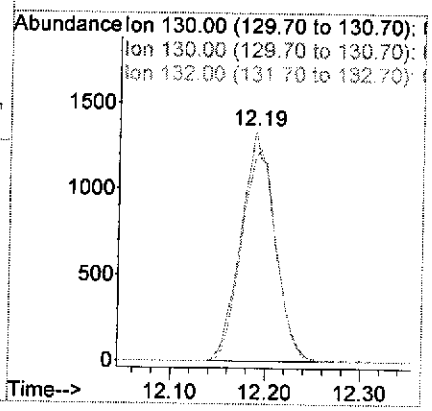

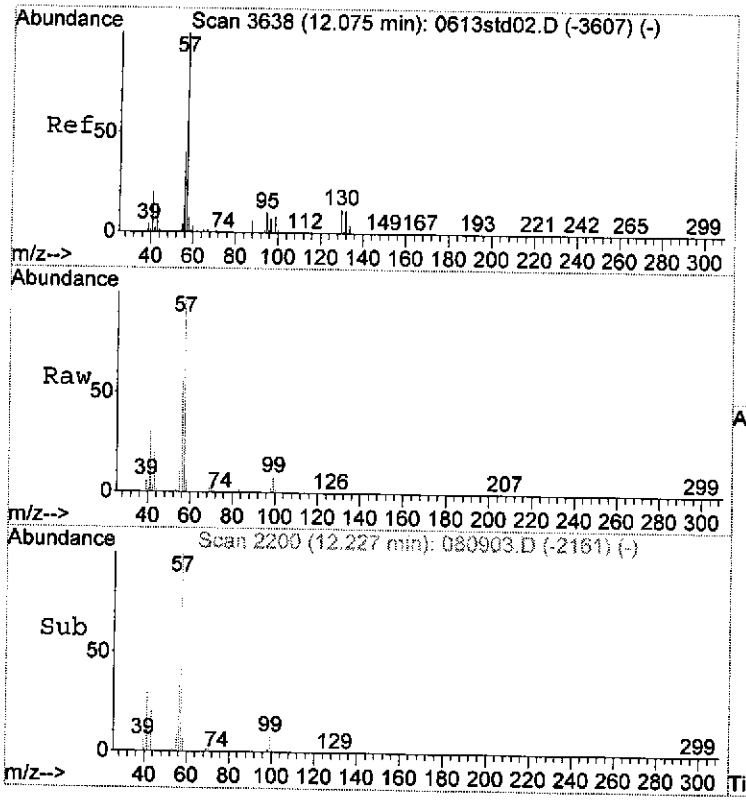

#34
Trimethylpentane, 2,2,4-
Concen: 87.87 ppbV
RT: 12.23 min Scan# 2200
Delta R.T. 0.02 min
Lab File: 080903.D
Acq: 09 Aug 06 16:00

Tgt Ion: 57 Resp: 1412091

Ion	Ratio	Lower	Upper
57	100		
57	100.0	80.0	120.0
56	0.0	34.4	51.6#

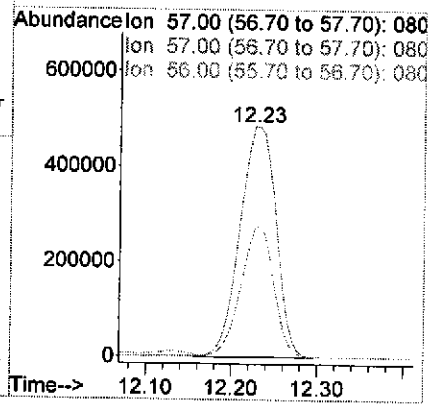

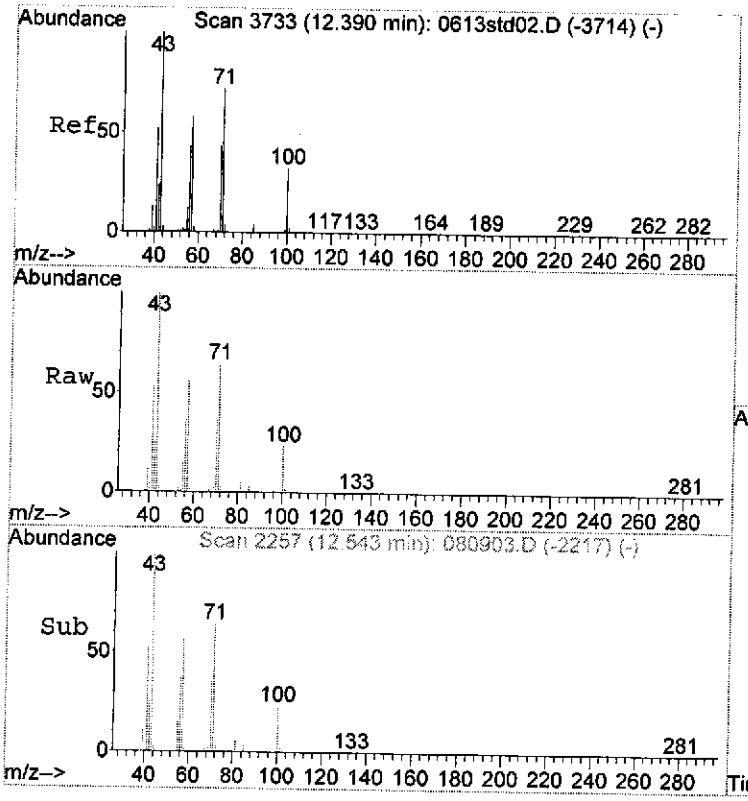

#35
Heptane
Concen: 14.50 ppbV
RT: 12.54 min Scan# 2257
Delta R.T. 0.02 min
Lab File: 080903.D
Acq: 09 Aug 06 16:00

Tgt Ion: 43 Resp: 218623

Ion	Ratio	Lower	Upper
43	100		
43	100.0	80.0	120.0
71	62.2	51.2	76.8

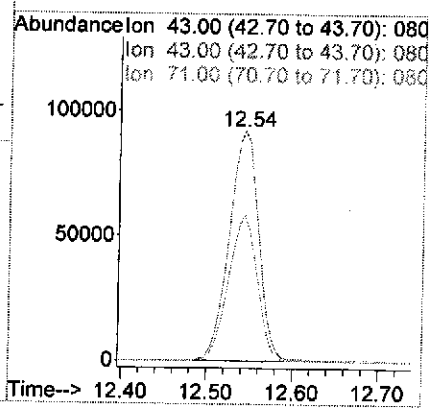

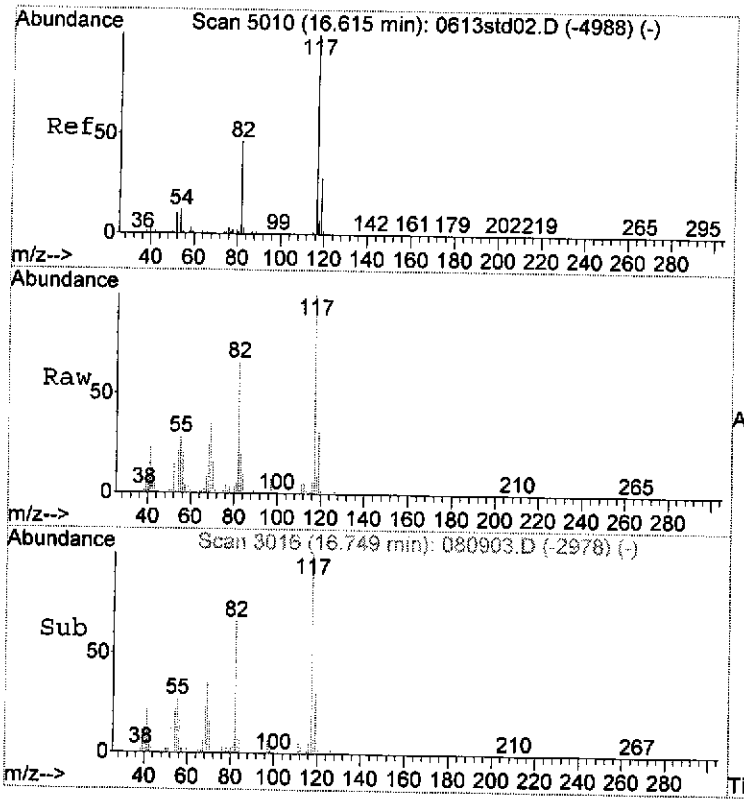

#40
Chlorobenzene, d-5 (IS)
Concen: 10.00 ppbV
RT: 16.75 min Scan# 3016
Delta R.T. 0.01 min
Lab File: 080903.D
Acq: 09 Aug 06 16:00

Tgt Ion:117 Resp: 79135

Ion	Ratio	Lower	Upper
117	100		
117	100.0	80.0	120.0
82	69.7	49.6	74.4

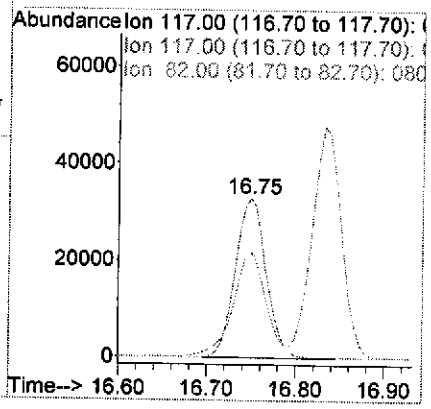

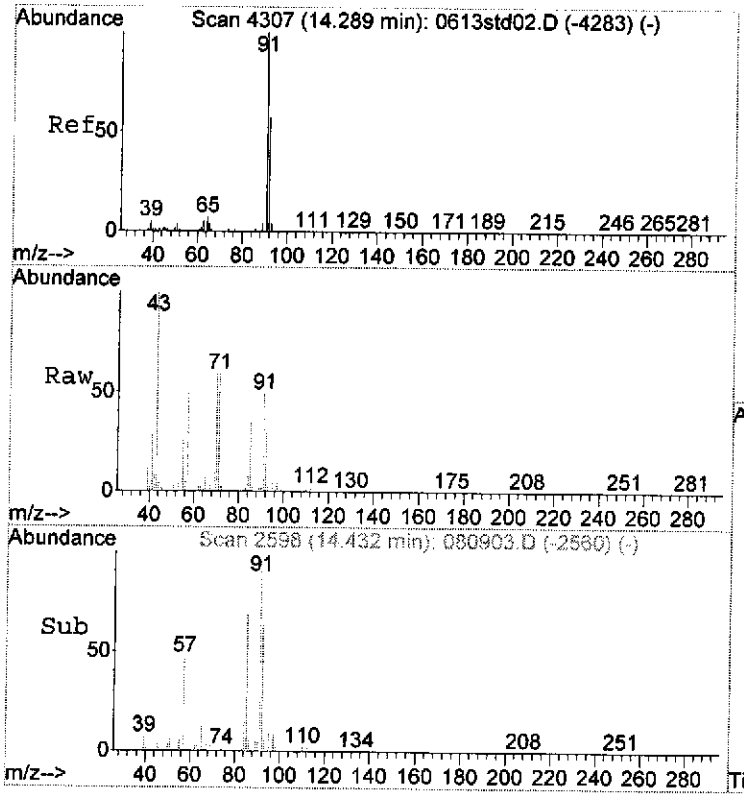

#41
Toluene
Concen: 1.06 ppbV
RT: 14.43 min Scan# 2598
Delta R.T. 0.01 min
Lab File: 080903.D
Acq: 09 Aug 06 16:00

Tgt Ion: 91 Resp: 32203

Ion	Ratio	Lower	Upper
91	100		
91	100.0	80.0	120.0
92	60.6	51.2	76.8

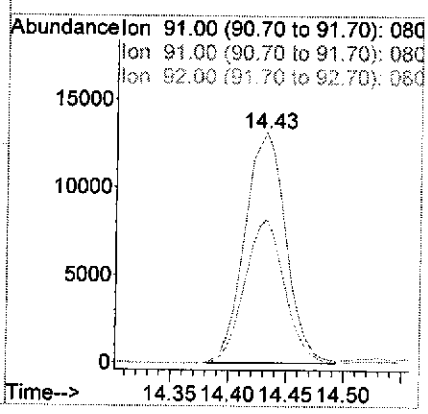

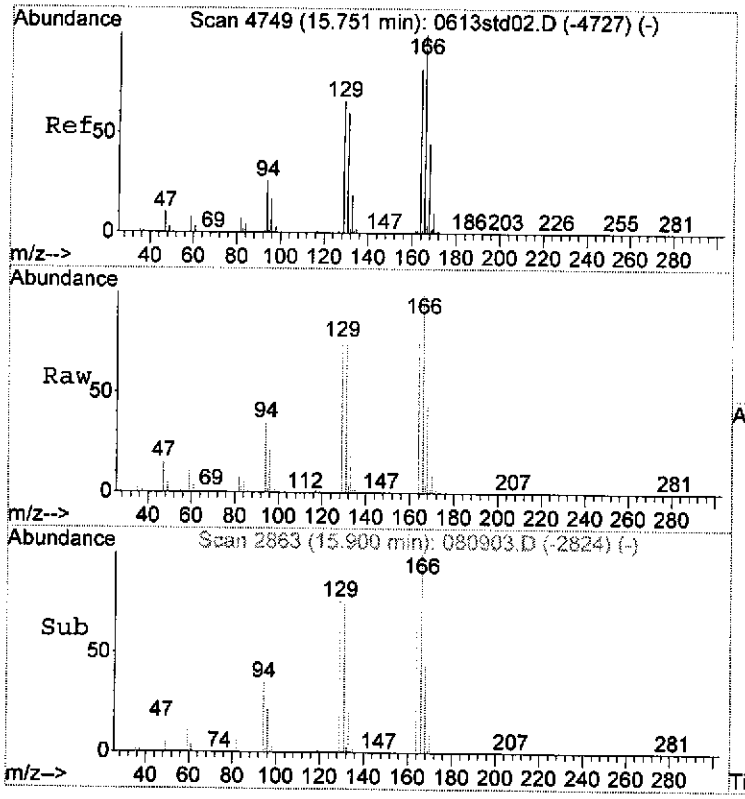

#44
Tetrachloroethylene
Concen: 33.46 ppbV
RT: 15.90 min Scan# 2863
Delta R.T. 0.02 min
Lab File: 080903.D
Acq: 09 Aug 06 16:00

Tgt Ion:166 Resp: 362934

Ion	Ratio	Lower	Upper
166	100		
166	100.0	80.0	120.0
164	81.0	72.8	109.2

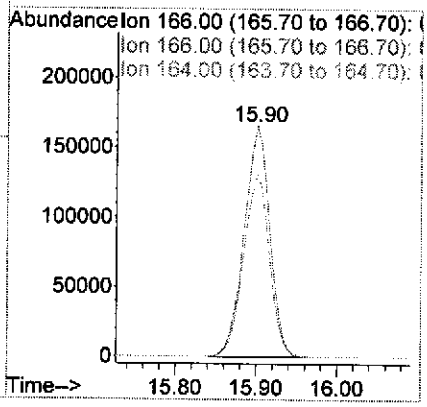

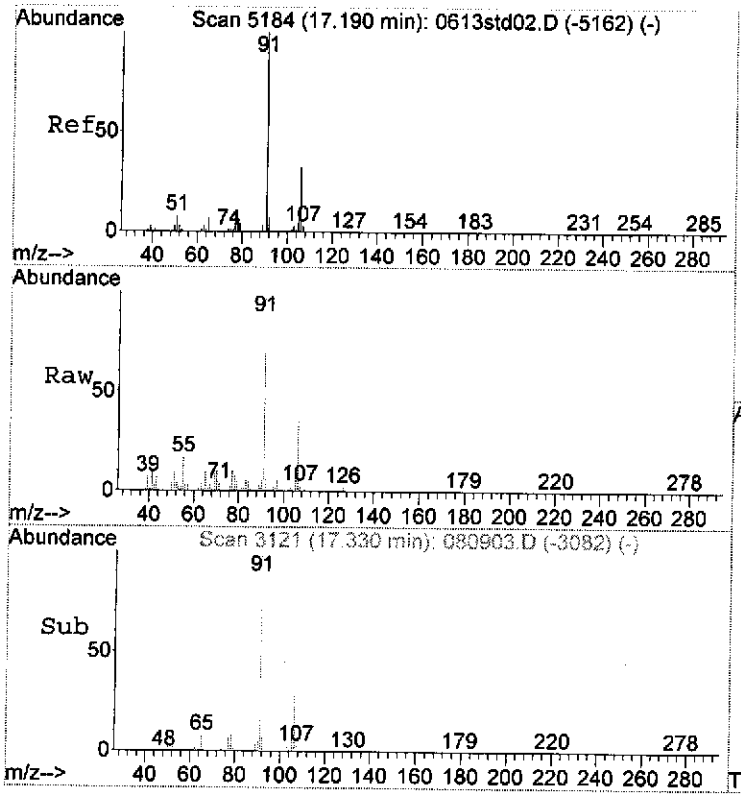

#46
Ethylbenzene
Concen: 0.54 ppbV
RT: 17.33 min Scan# 3121
Delta R.T. 0.01 min
Lab File: 080903.D
Acq: 09 Aug 06 16:00

Tgt Ion: 91 Resp: 18872

Ion	Ratio	Lower	Upper
91	100		
91	100.0	80.0	120.0
106	33.9	30.4	45.6

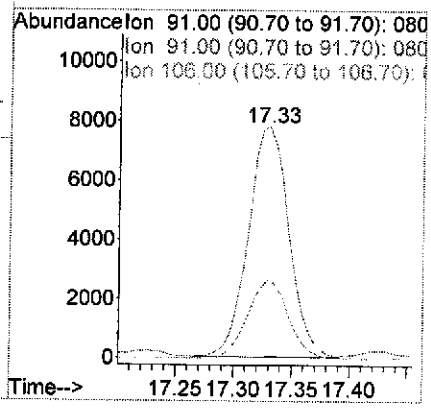

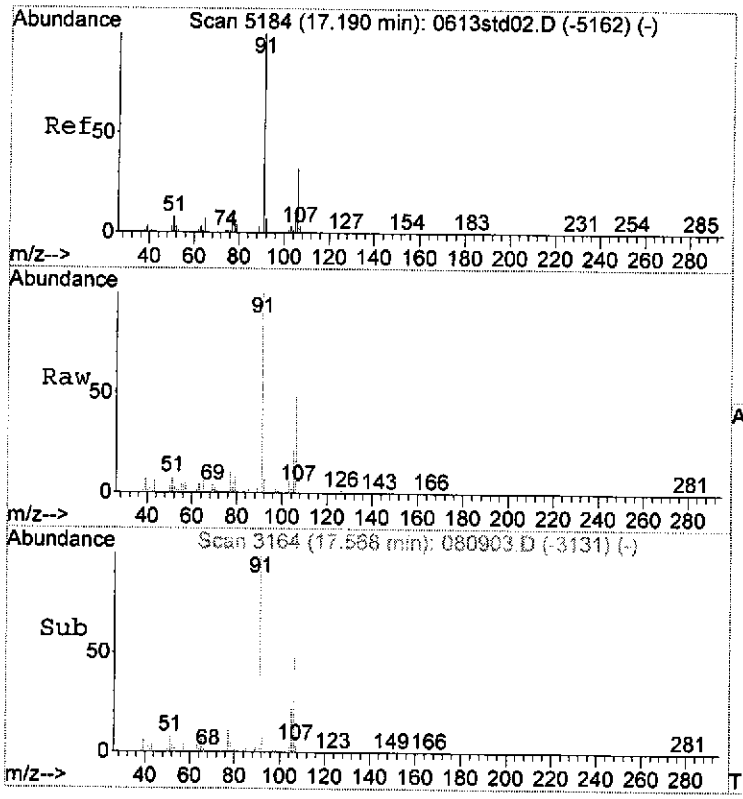

#47
Xylene,_m_&_p-
Concen: 4.56 ppbV
RT: 17.57 min Scan# 3164
Delta R.T. -0.02 min
Lab File: 080903.D
Acq: 09 Aug 06 16:00

Tgt Ion: 91 Resp: 252985

Ion	Ratio	Lower	Upper
91	100		
91	100.0	80.0	120.0
106	50.9	44.0	66.0

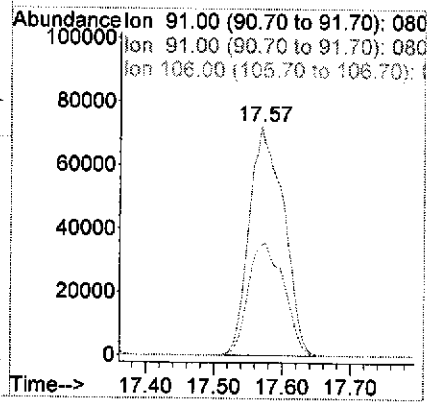

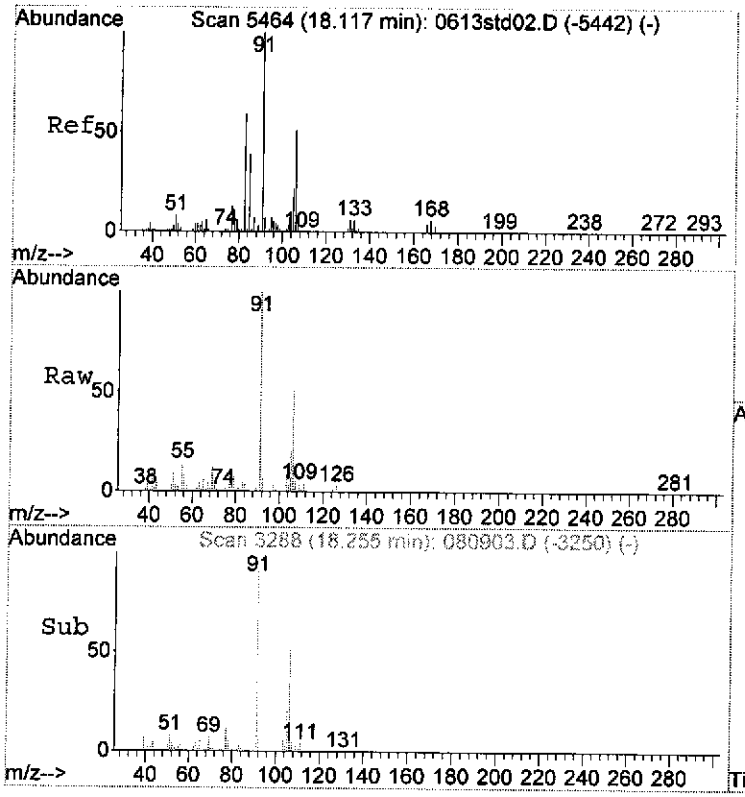

#51
Xylene,_o-
Concen: 2.50 ppbV
RT: 18.26 min Scan# 3288
Delta R.T. 0.01 min
Lab File: 080903.D
Acq: 09 Aug 06 16:00

Tgt Ion: 91 Resp: 72323

Ion	Ratio	Lower	Upper
91	100		
91	100.0	80.0	120.0
106	49.0	40.0	60.0

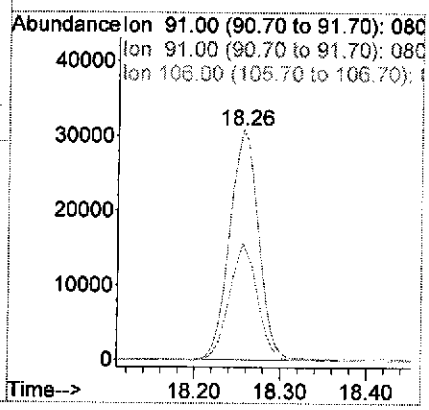

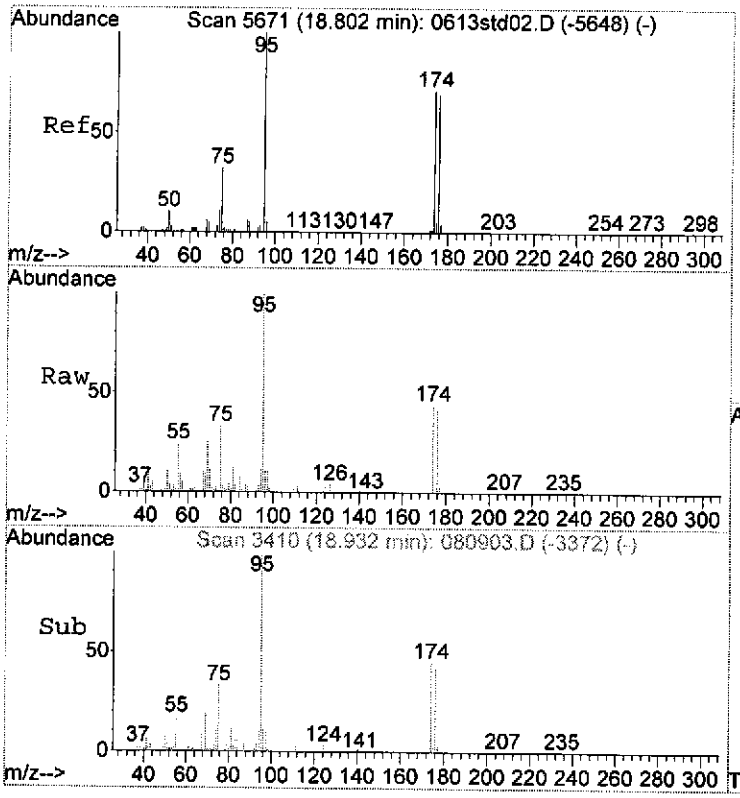

#52
Bromofluorobenzene_(tune_std)
Concen: 2.50 ppbV
RT: 18.93 min Scan# 3410
Delta R.T. 0.01 min
Lab File: 080903.D
Acq: 09 Aug 06 16:00

Tgt Ion: 95 Resp: 67753

Ion	Ratio	Lower	Upper
95	100		
95	100.0	80.0	120.0
174	41.1	47.2	70.8#

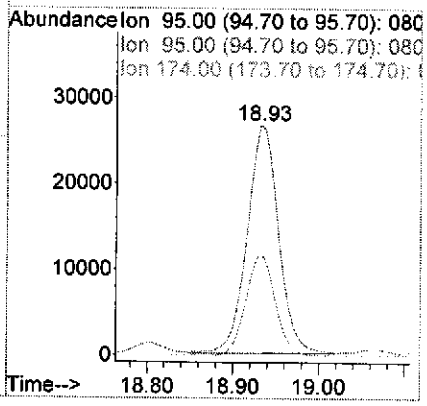

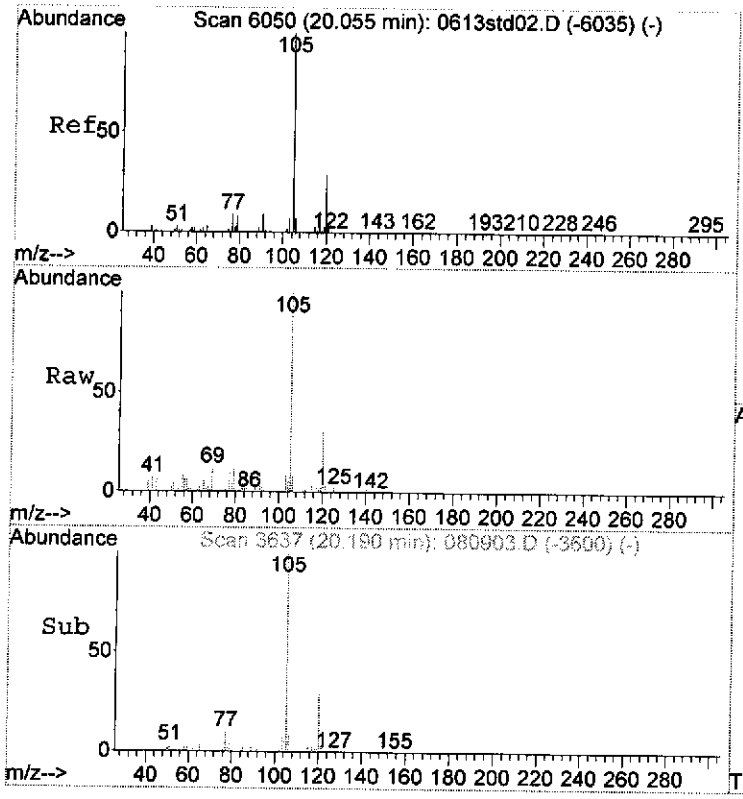

#54
Ethyltoluene,_4-
Concen: 1.09 ppbV
RT: 20.19 min Scan# 3637
Delta R.T. 0.01 min
Lab File: 080903.D
Acq: 09 Aug 06 16:00

Tgt Ion:105 Resp: 37988

Ion	Ratio	Lower	Upper
105	100		
105	100.0	80.0	120.0
120	31.4	28.0	42.0

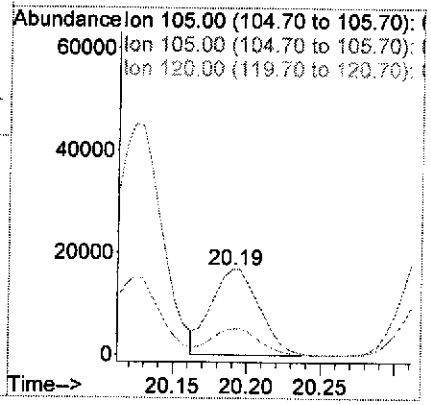

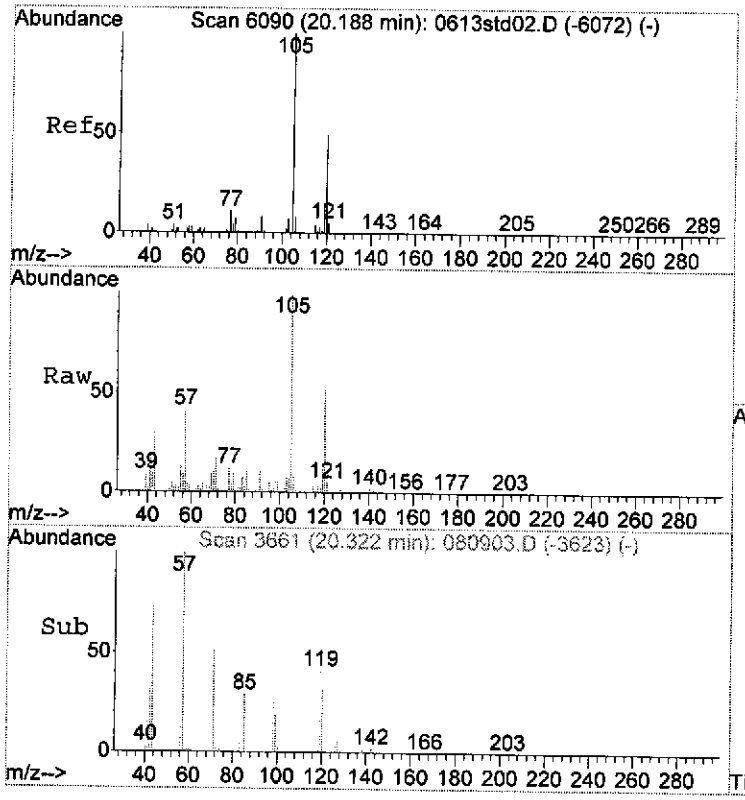

#55
Trimethylbenzene,_1,3,5-
Concen: 1.84 ppbV
RT: 20.32 min Scan# 3661
Delta R.T. 0.01 min
Lab File: 080903.D
Acq: 09 Aug 06 16:00

Tgt Ion:105 Resp: 55736

Ion	Ratio	Lower	Upper
105	100		
105	100.0	80.0	120.0
120	51.9	46.4	69.6

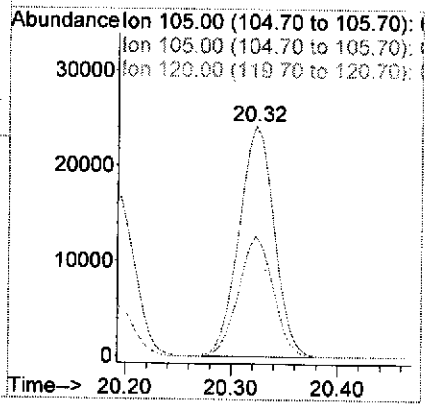

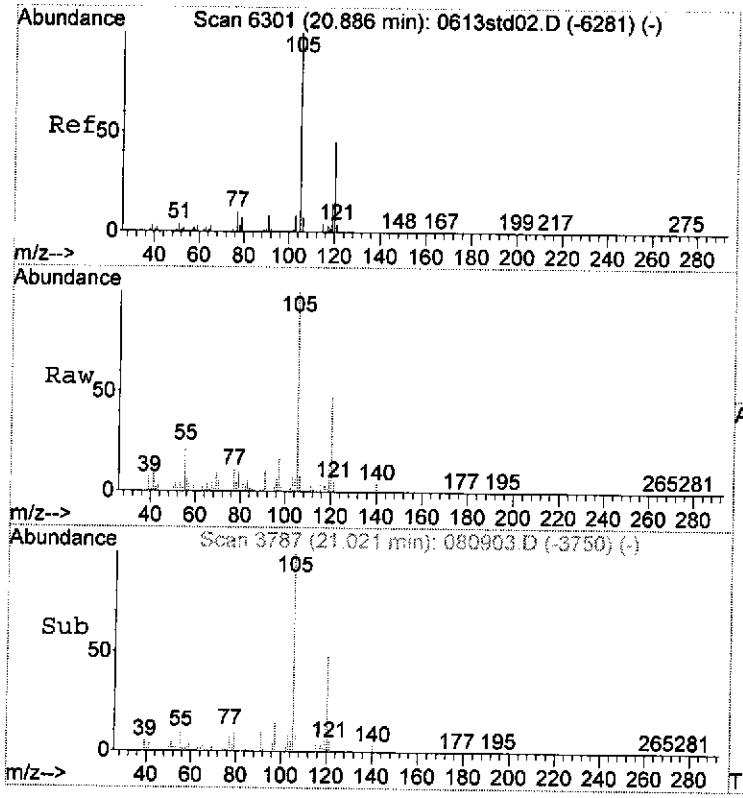

#56
Trimethylbenzene,_1,2,4-
Concen: 2.77 ppbV
RT: 21.02 min Scan# 3787
Delta R.T. 0.01 min
Lab File: 080903.D
Acq: 09 Aug 06 16:00

Tgt Ion:105 Resp: 80779

Ion	Ratio	Lower	Upper
105	100		
105	100.0	80.0	120.0
120	49.0	41.6	62.4

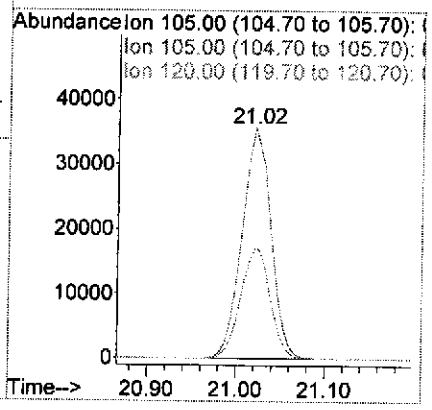

Quantitation Report (QT Reviewed)

Data Path : C:\MSDChem\1\DATA\Aug06\
Data File : 080707.D
Acq On : 07 Aug 06 17:43
Operator : .
Sample : 60419-11 x 1000 dil.
Misc : .
ALS Vial : 3 Sample Multiplier: 1

Quant Time: Aug 08 10:56:35 2006
Quant Method : C:\MSDCHEM\1\METHODS\PAL0726.M
Quant Title : TO-15
QLast Update : Tue Aug 01 10:35:23 2006
Response via : Initial Calibration

Internal Standards	R.T.	QIon	Response	Conc	Units	Dev(Min)
1) Bromochloromethane_(IS)	9.17	130	29931	10.00	ppbV	-0.02
25) Difluorobenzene,_1,4-_(IS)	11.35	114	153353	10.00	ppbV	-0.02
40) Chlorobenzene,_d-5__(IS)	16.74	117	127860	10.00	ppbV	0.00
System Monitoring Compounds						
52) Bromofluorobenzene_(tune_s	18.92	95	77322	9.93	ppbV	0.00
Spiked Amount 10.000	Range 75 - 125		Recovery = 99.30%			
Target Compounds						Qvalue
10) Acetone	5.78	43	237611	18.93	ppbV	99
14) Methylene_chloride	6.82	49	4743	0.39	ppbV	98
23) Hexane	9.20	57	4969	0.26	ppbV	99
30) Cyclohexane	11.25	56	208834	8.88	ppbV	96
34) Trimethylpentane,_2,2,4-	12.20	57	44284	1.69	ppbV	100
44) Tetrachloroethylene	15.88	166	8149	0.47	ppbV	94

(#) = qualifier out of range (m) = manual integration (+) = signals summed

Quantitation Report (QT Reviewed)

Data Path : C:\MSDChem\1\DATA\Aug06\
Data File : 080707.D
Acq On : 07 Aug 06 17:43
Operator : .
Sample : 60419-11 x 1000 dil.
Misc : .
ALS Vial : 3 Sample Multiplier: 1

Quant Time: Aug 08 10:56:35 2006
Quant Method : C:\MSDCHEM\1\METHODS\PAL0726.M
Quant Title : TO-15
QLast Update : Tue Aug 01 10:35:23 2006
Response via : Initial Calibration

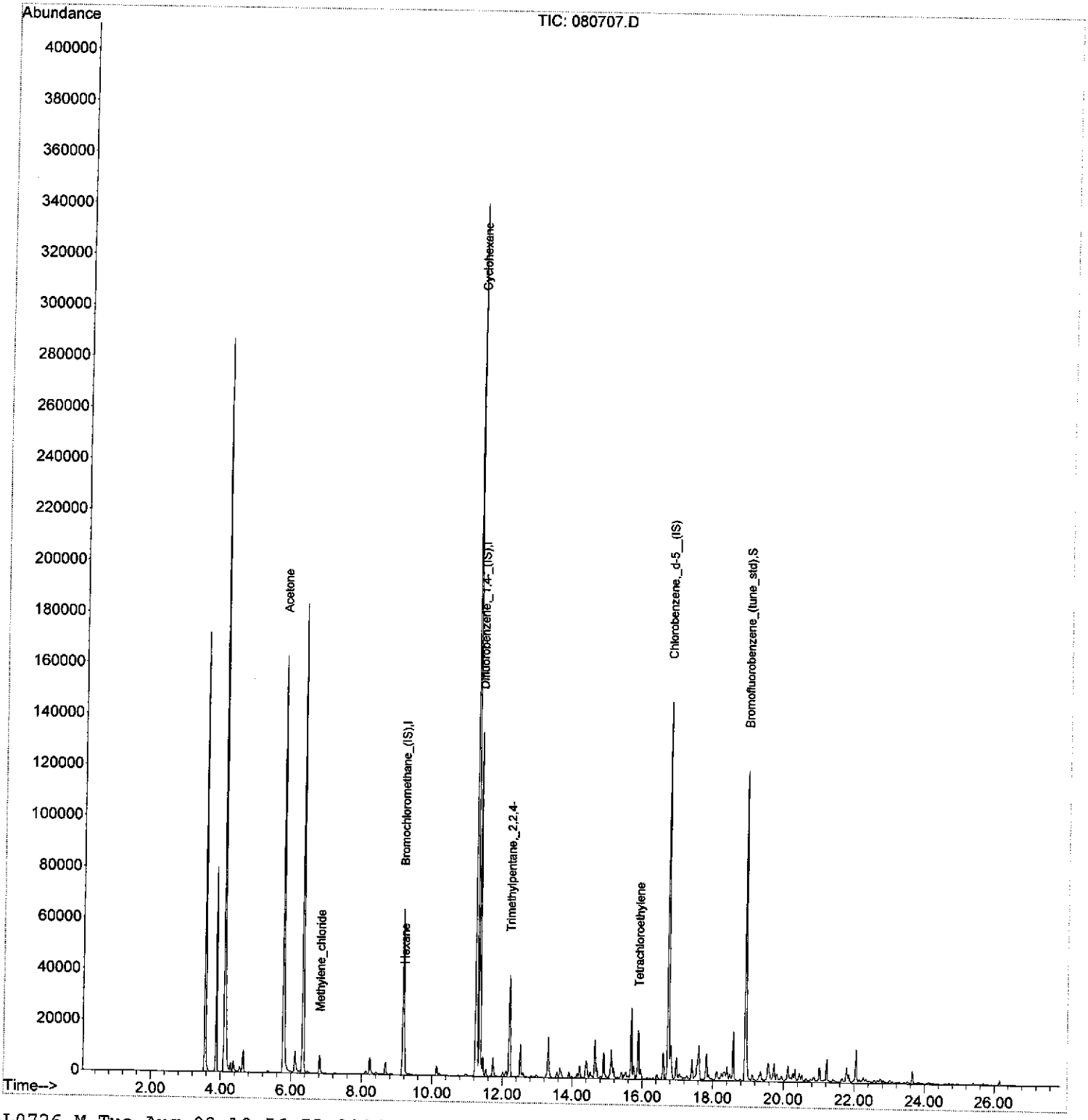

PAL0726.M Tue Aug 08 10:56:52 2006 S1

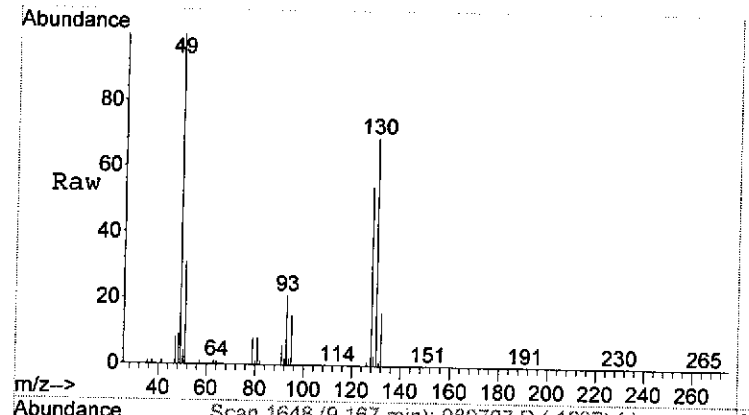

#1
Bromochloromethane_(IS)
Concen: 10.00 ppbV
RT: 9.17 min Scan# 1648
Delta R.T. -0.02 min
Lab File: 080707.D
Acq: 07 Aug 06 17:43

Tgt Ion:130 Resp: 29931

Ion	Ratio	Lower	Upper
130	100		
130	100.0	80.0	120.0
128	79.0	66.4	99.6

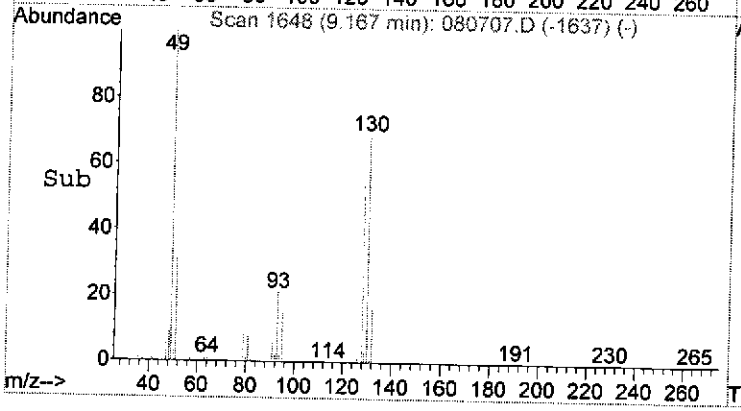

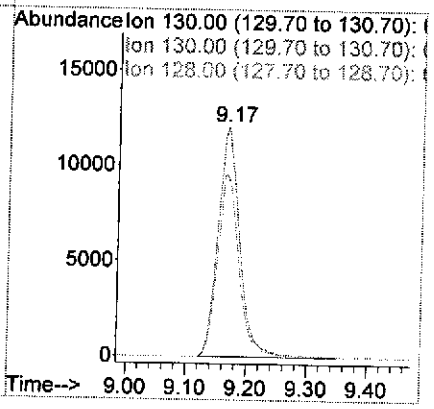

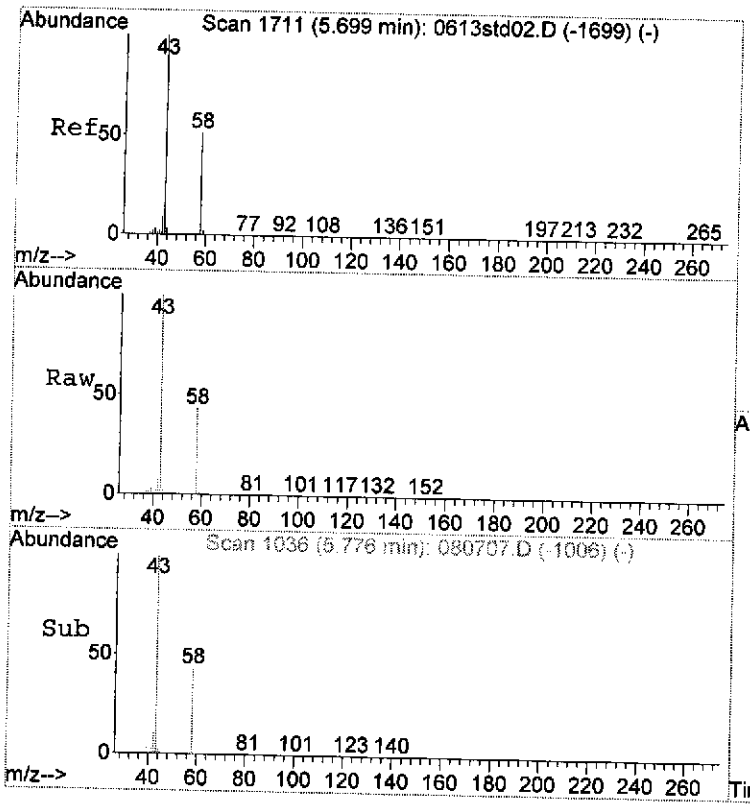

#10
Acetone
Concen: 18.93 ppbV
RT: 5.78 min Scan# 1036
Delta R.T. -0.03 min
Lab File: 080707.D
Acq: 07 Aug 06 17:43

Tgt Ion: 43 Resp: 237611

Ion	Ratio	Lower	Upper
43	100		
43	100.0	80.0	120.0
58	43.2	36.8	55.2

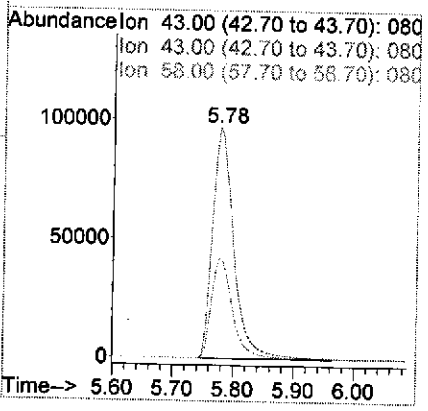

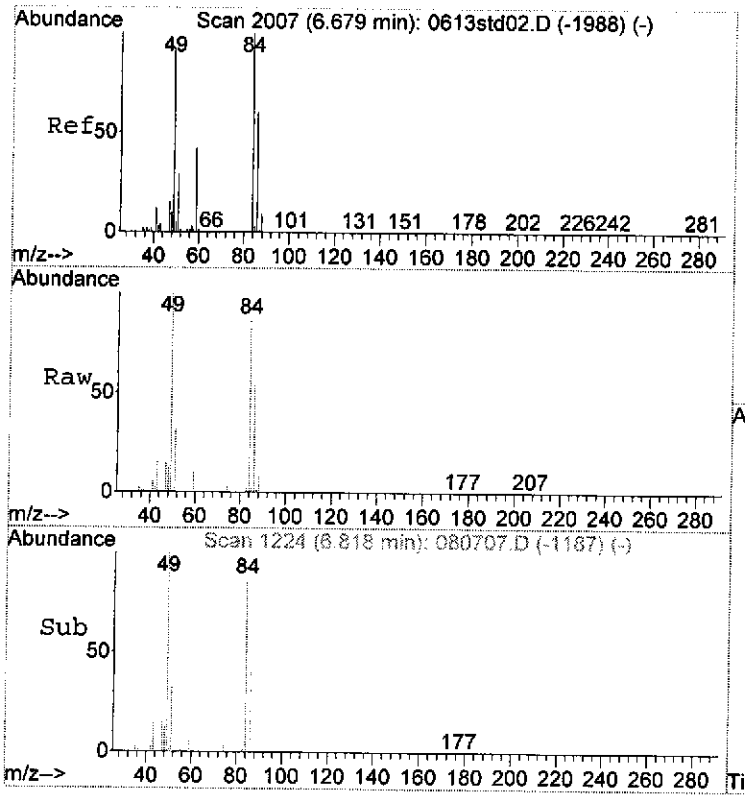

#14
Methylene_chloride
Concen: 0.39 ppbV
RT: 6.82 min Scan# 1224
Delta R.T. 0.00 min
Lab File: 080707.D
Acq: 07 Aug 06 17:43

Tgt Ion: 49 Resp: 4743

Ion	Ratio	Lower	Upper
49	100		
49	100.0	80.0	120.0
84	82.9	68.8	103.2

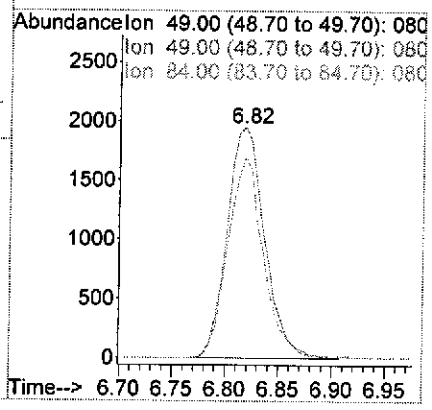

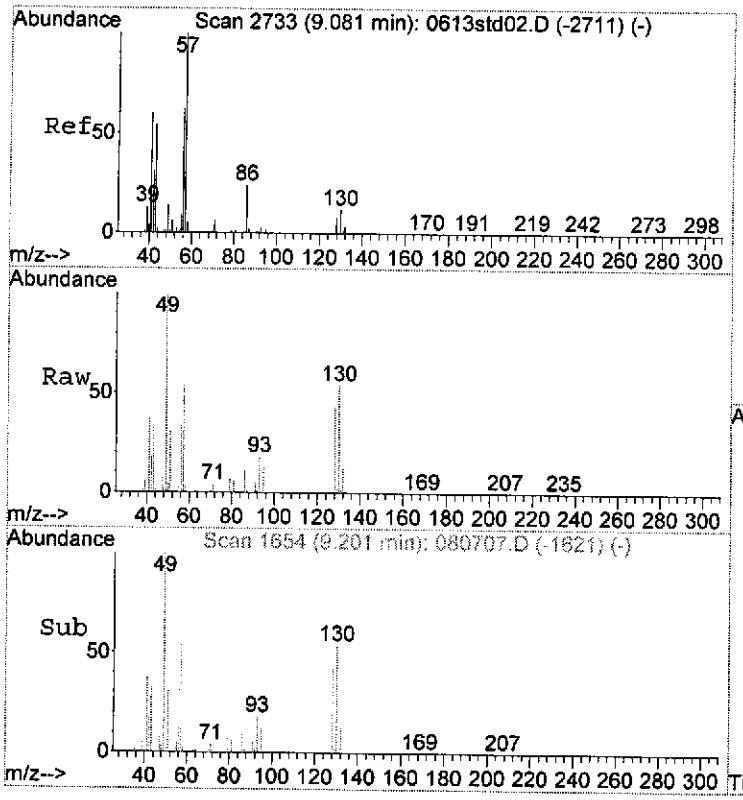

#23
Hexane
Concen: 0.26 ppbV
RT: 9.20 min Scan# 1654
Delta R.T. -0.02 min
Lab File: 080707.D
Acq: 07 Aug 06 17:43

Tgt Ion: 57 Resp: 4969

Ion	Ratio	Lower	Upper
57	100		
57	100.0	80.0	120.0
41	70.4	55.2	82.8

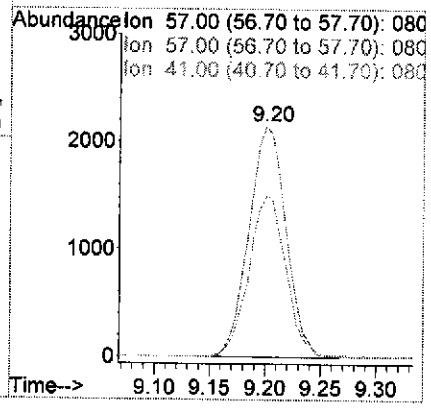

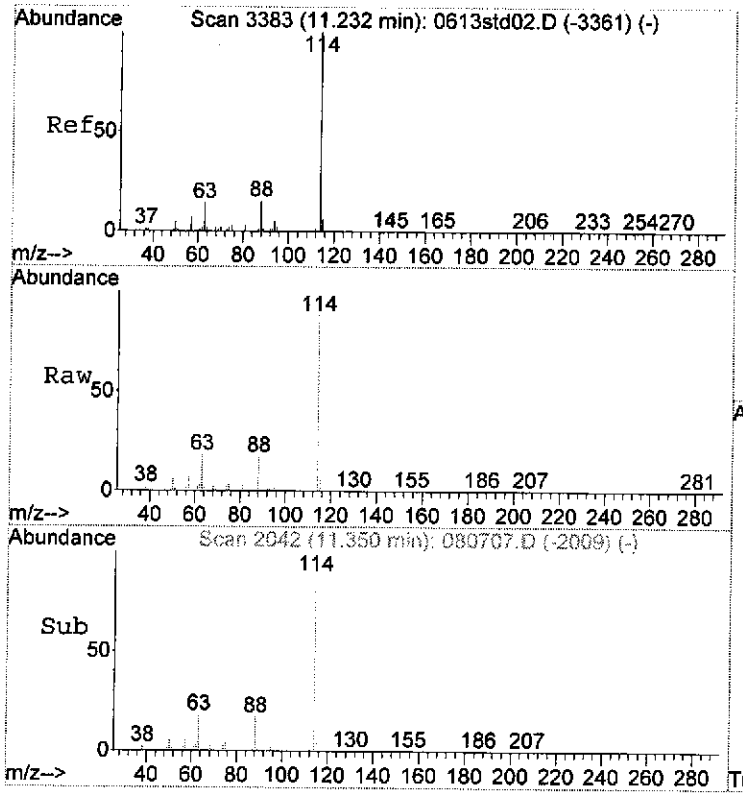

#25
Difluorobenzene,_1,4-_(IS)
Concen: 10.00 ppbV
RT: 11.35 min Scan# 2042
Delta R.T. -0.02 min
Lab File: 080707.D
Acq: 07 Aug 06 17:43

Tgt Ion:114 Resp: 153353

Ion	Ratio	Lower	Upper
114	100		
114	100.0	80.0	120.0
63	18.4	16.0	24.0

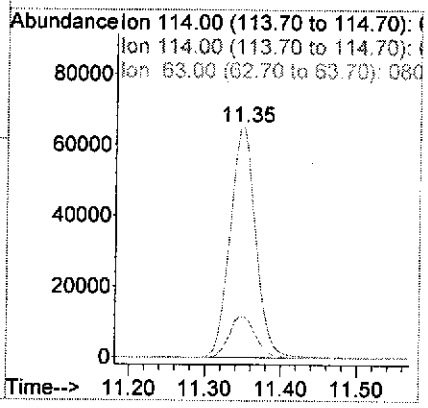

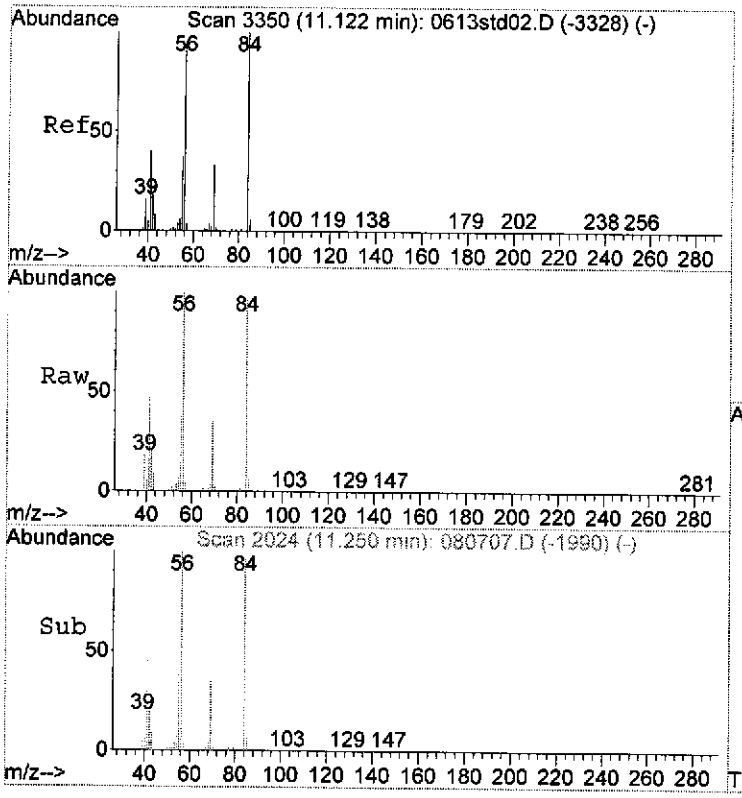

#30
Cyclohexane
Concen: 8.88 ppbV
RT: 11.25 min Scan# 2024
Delta R.T. -0.01 min
Lab File: 080707.D
Acq: 07 Aug 06 17:43

Tgt Ion: 56 Resp: 208834

Ion	Ratio	Lower	Upper
56	100		
56	100.0	80.0	120.0
84	93.9	68.0	102.0

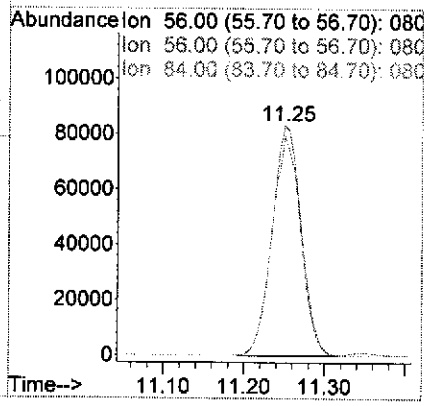

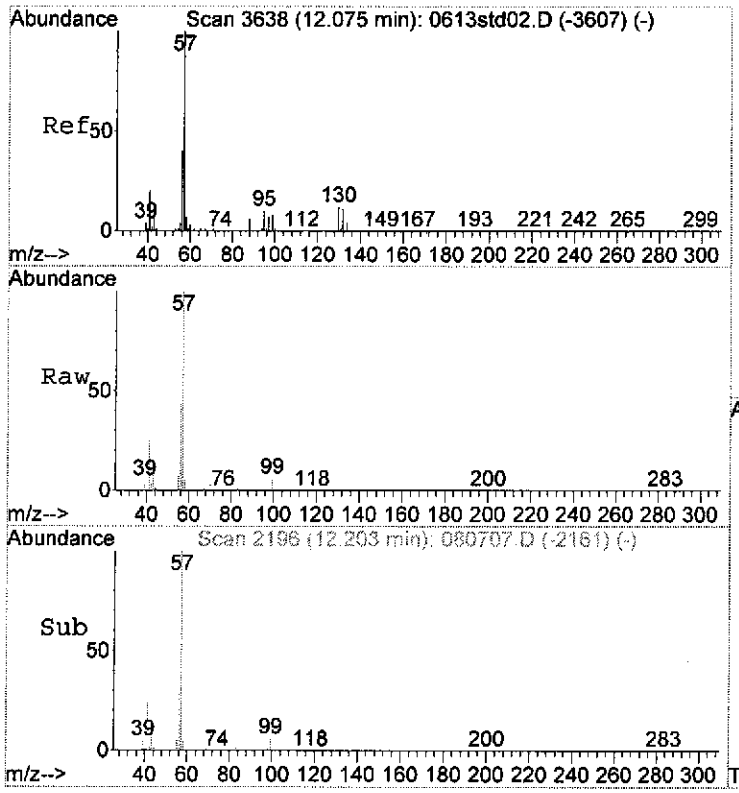

#34
Trimethylpentane,_2,2,4-
Concen: 1.69 ppbV
RT: 12.20 min Scan# 2196
Delta R.T. -0.01 min
Lab File: 080707.D
Acq: 07 Aug 06 17:43

Tgt Ion: 57 Resp: 44284

Ion	Ratio	Lower	Upper
57	100		
57	100.0	80.0	120.0
56	43.8	34.4	51.6

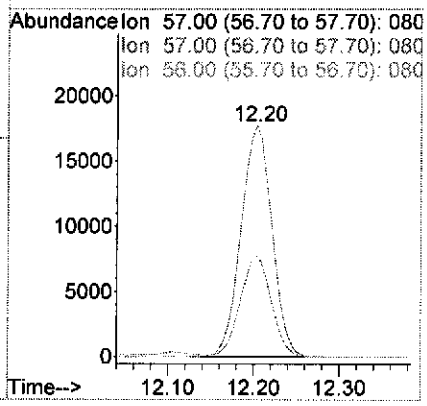



#40
Chlorobenzene,_d-5__(IS)
Concen: 10.00 ppbV
RT: 16.74 min Scan# 3014
Delta R.T. -0.00 min
Lab File: 080707.D
Acq: 07 Aug 06 17:43

Tgt Ion:117 Resp: 127860

Ion	Ratio	Lower	Upper
117	100		
117	100.0	80.0	120.0
82	59.7	49.6	74.4

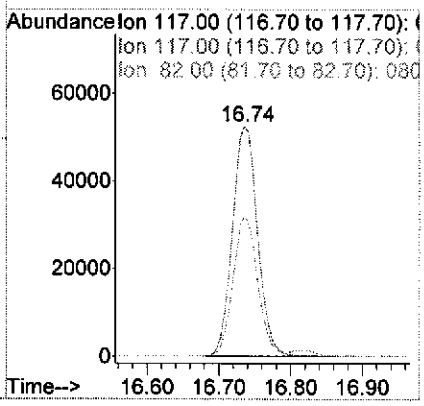

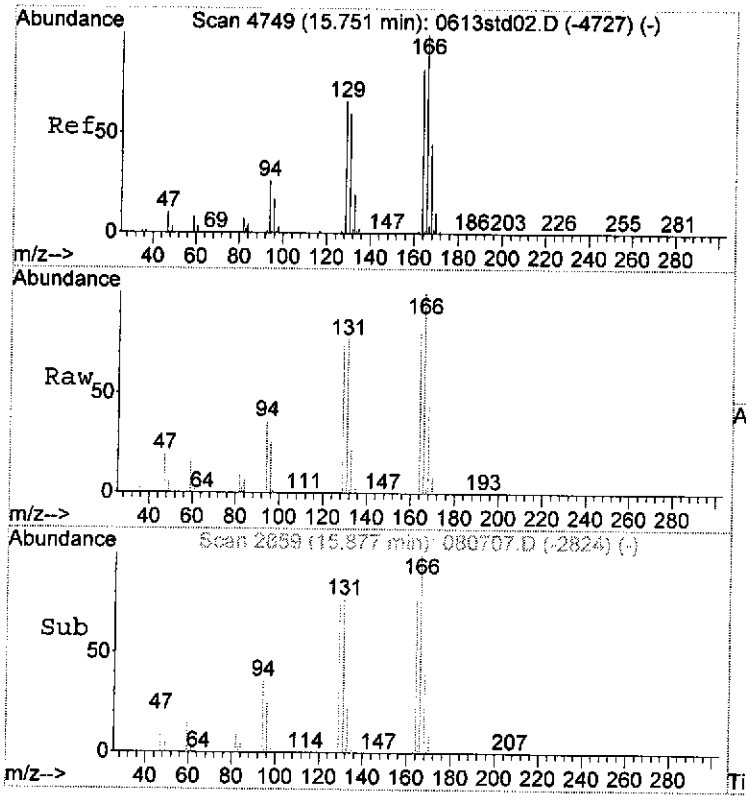

#44
Tetrachloroethylene
Concen: 0.47 ppbV
RT: 15.88 min Scan# 2859
Delta R.T. -0.01 min
Lab File: 080707.D
Acq: 07 Aug 06 17:43

Tgt Ion:166 Resp: 8149

Ion	Ratio	Lower	Upper
166	100		
166	100.0	80.0	120.0
164	78.6	72.8	109.2

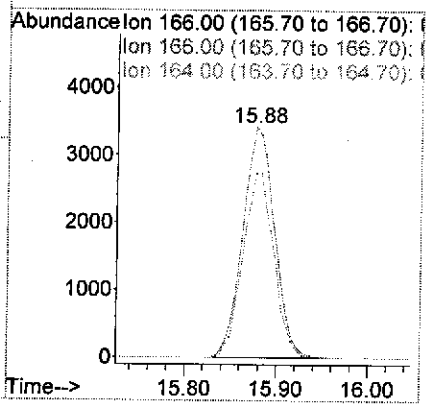

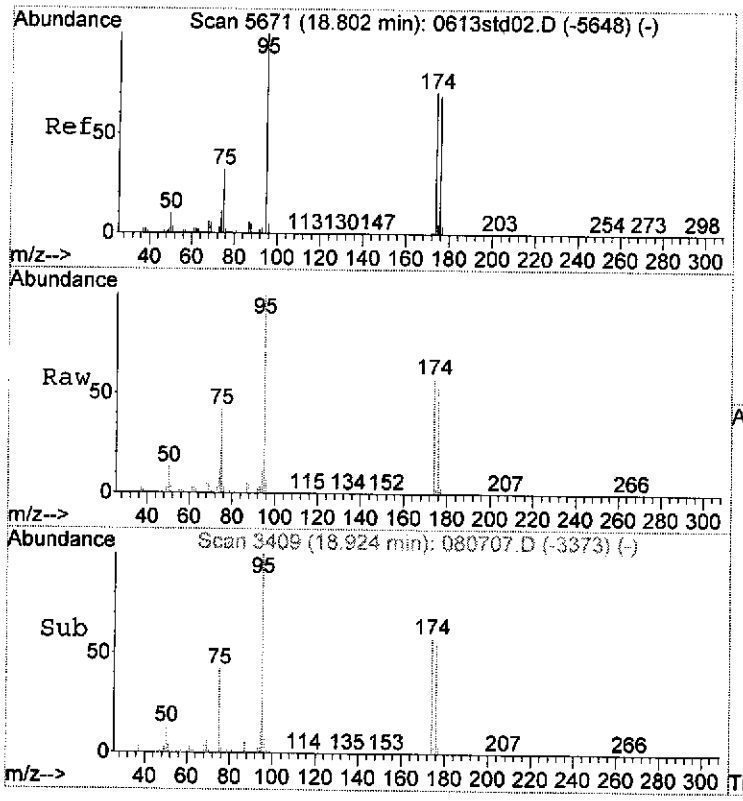

#52
Bromofluorobenzene_(tune_std)
Concen: Below ppbV
RT: 18.92 min Scan# 3409
Delta R.T. 0.00 min
Lab File: 080707.D
Acq: 07 Aug 06 17:43

Tgt Ion: 95 Resp: 77322

Ion	Ratio	Lower	Upper
95	100		
95	100.0	80.0	120.0
174	56.7	47.2	70.8

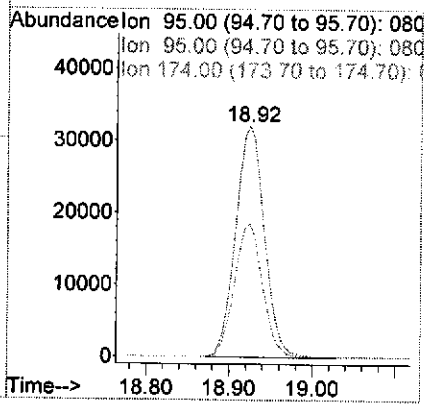

Quantitation Report (QT Reviewed)

Data Path : C:\MSDChem\1\DATA\Aug06\
Data File : 080905.D
Acq On : 09 Aug 06 17:29
Operator : .
Sample : 60419-12 x 25 dil.
Misc : .
ALS Vial : 5 Sample Multiplier: 1

Quant Time: Aug 10 09:03:54 2006
Quant Method : C:\MSDCHEM\1\METHODS\PAL0726.M
Quant Title : TO-15
QLast Update : Tue Aug 01 10:35:23 2006
Response via : Initial Calibration

Internal Standards	R.T.	QIon	Response	Conc	Units	Dev(Min)
1) Bromochloromethane_(IS)	9.18	130	19832	10.00	ppbV	0.00
25) Difluorobenzene,_1,4-_(IS)	11.37	114	90200	10.00	ppbV	0.00
40) Chlorobenzene,_d-5__(IS)	16.75	117	68441	10.00	ppbV	0.01
System Monitoring Compounds						
52) Bromofluorobenzene_(tune_s	18.93	95	58646	14.07	ppbV	0.01
Spiked Amount 10.000	Range	75 - 125	Recovery	=	140.70%#	

Target Compounds						Qvalue
17) Carbon_disulfide	7.15	76	19694	0.88	ppbV #	100
23) Hexane	9.26	57	897576	69.60	ppbV	96
28) Benzene	10.97	78	43662	1.77	ppbV #	93
30) Cyclohexane	11.30	56	987122	71.33	ppbV	97
34) Trimethylpentane,_2,2,4-	12.25	57	1250621	81.13	ppbV #	81
35) Heptane	12.56	43	610117	42.18	ppbV	100
39) Trichloroethane,_1,1,2-	14.03	97	6184	0.66	ppbV #	53
41) Toluene	14.44	91	779238	29.67	ppbV	99
46) Ethylbenzene	17.33	91	192475	6.36	ppbV	98
47) Xylene,_m_&_p-	17.57	91	778951	16.24	ppbV	98
51) Xylene,_o-	18.26	91	136499	5.46	ppbV	100
54) Ethyltoluene,_4-	20.19	105	17353	0.58	ppbV	99
55) Trimethylbenzene,_1,3,5-	20.32	105	14650	0.56	ppbV	96
56) Trimethylbenzene,_1,2,4-	21.02	105	32254	1.28	ppbV	98
58) Dichlorobenzene,_1,4-	21.40	146	2532	~~0.15~~	~~ppbV~~	~~98~~ <RL

(#) = qualifier out of range (m) = manual integration (+) = signals summed

Quantitation Report (QT Reviewed)

Data Path : C:\MSDChem\1\DATA\Aug06\
Data File : 080905.D
Acq On : 09 Aug 06 17:29
Operator : .
Sample : 60419-12 x 25 dil.
Misc : .
ALS Vial : 5 Sample Multiplier: 1

Quant Time: Aug 10 09:03:54 2006
Quant Method : C:\MSDCHEM\1\METHODS\PAL0726.M
Quant Title : TO-15
QLast Update : Tue Aug 01 10:35:23 2006
Response via : Initial Calibration

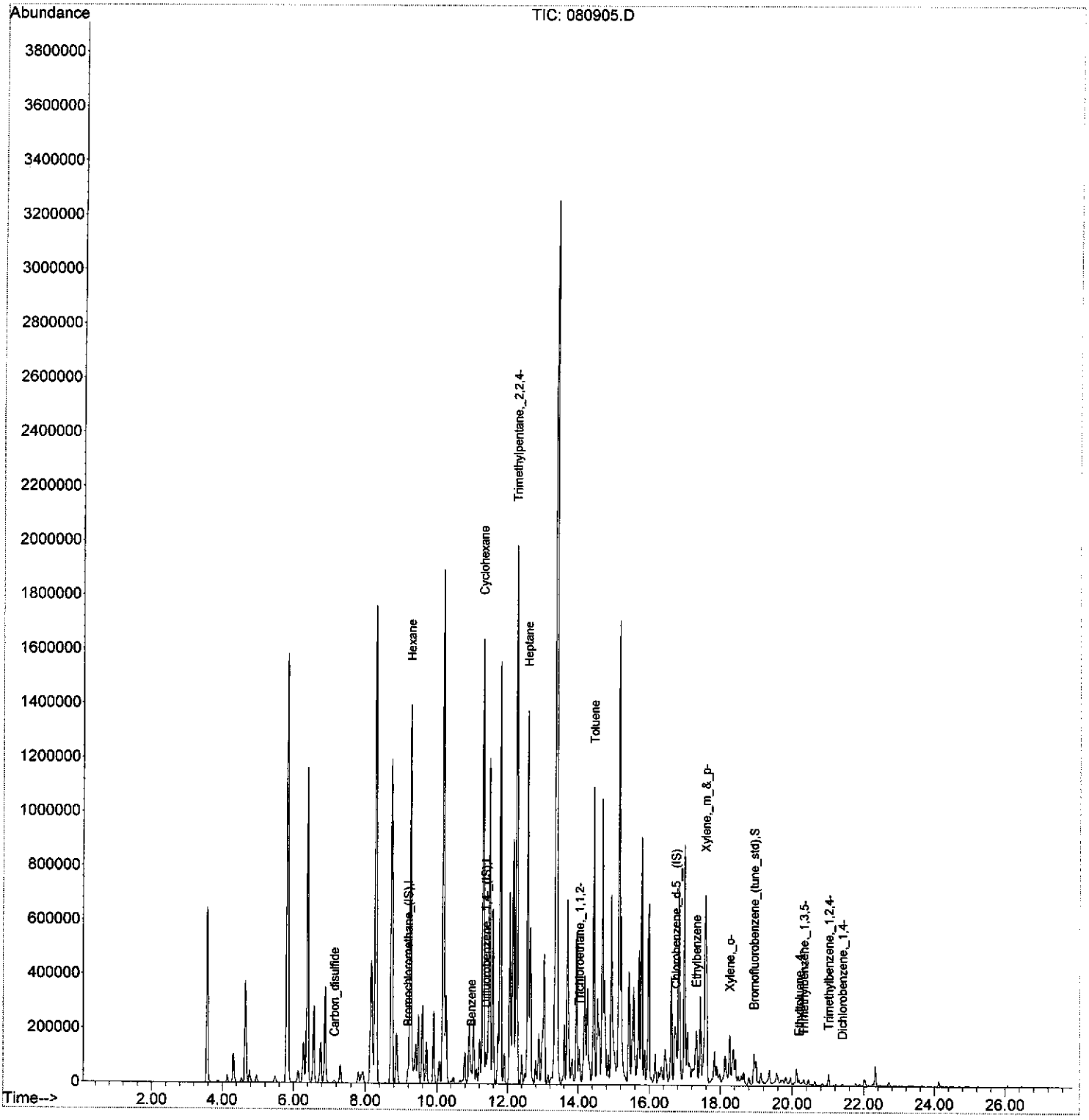

PAL0726.M Thu Aug 10 09:04:24 2006 S1

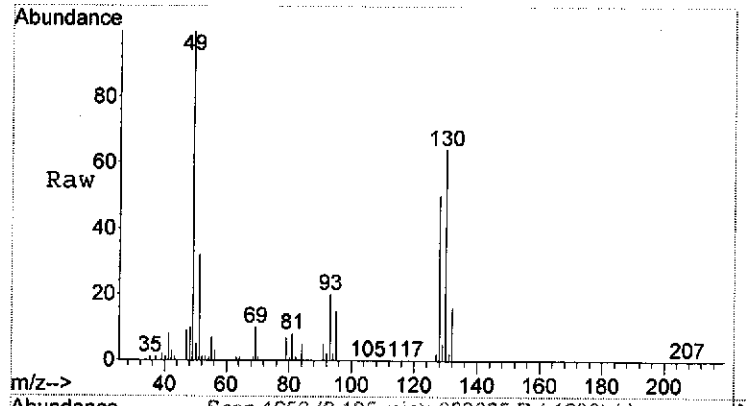

#1
Bromochloromethane_(IS)
Concen: 10.00 ppbV
RT: 9.18 min Scan# 1650
Delta R.T. -0.00 min
Lab File: 080905.D
Acq: 09 Aug 06 17:29

Tgt Ion:130 Resp: 19832

Ion	Ratio	Lower	Upper
130	100		
130	100.0	80.0	120.0
128	79.8	66.4	99.6

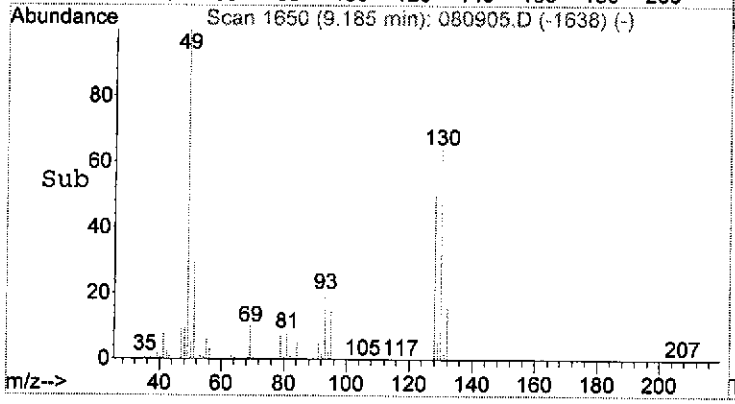

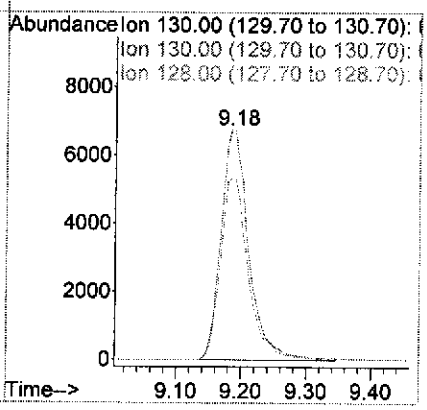

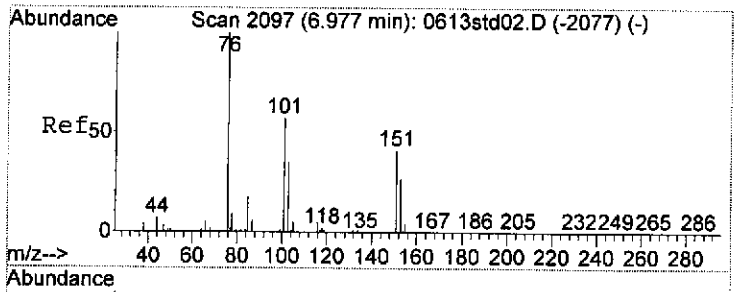

#17
Carbon_disulfide
Concen: 0.88 ppbV
RT: 7.15 min Scan# 1282
Delta R.T. 0.04 min
Lab File: 080905.D
Acq: 09 Aug 06 17:29

Tgt Ion: 76 Resp: 19694

Ion	Ratio	Lower	Upper
76	100		
76	100.0	80.0	120.0
44	9.6	6.0	9.0#





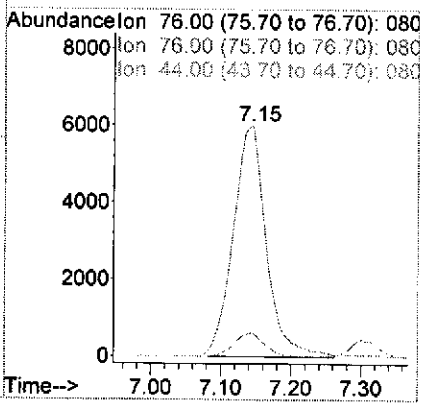

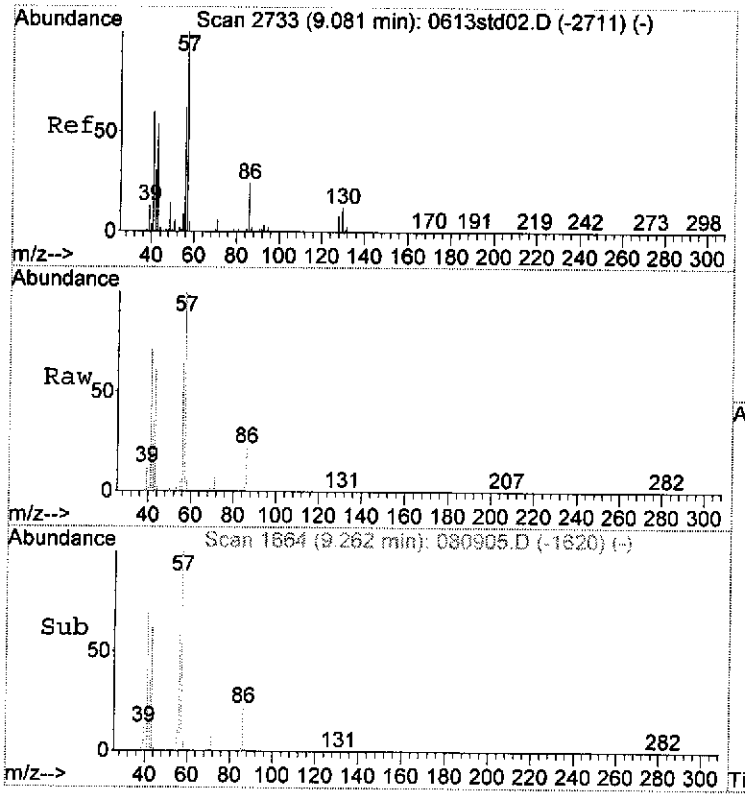

#23
Hexane
Concen: 69.60 ppbV
RT: 9.26 min Scan# 1664
Delta R.T. 0.04 min
Lab File: 080905.D
Acq: 09 Aug 06 17:29

Tgt Ion: 57 Resp: 897576

Ion	Ratio	Lower	Upper
57	100		
57	100.0	80.0	120.0
41	77.0	55.2	82.8

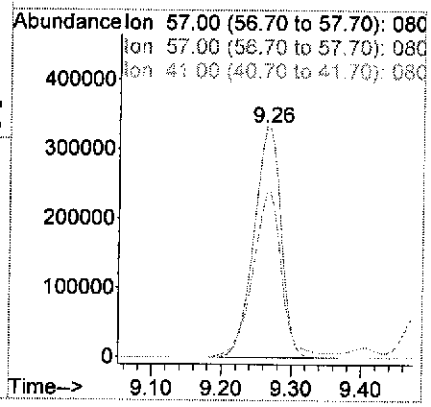

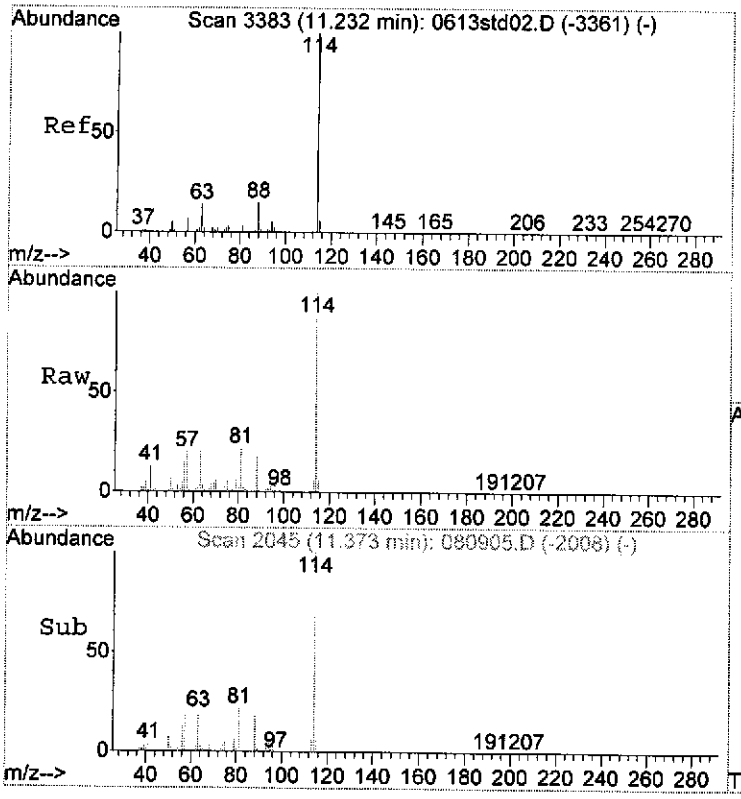

#25
Difluorobenzene,_1,4-_(IS)
Concen: 10.00 ppbV
RT: 11.37 min Scan# 2045
Delta R.T. 0.00 min
Lab File: 080905.D
Acq: 09 Aug 06 17:29

Tgt Ion:114 Resp: 90200

Ion	Ratio	Lower	Upper
114	100		
114	100.0	80.0	120.0
63	21.0	16.0	24.0

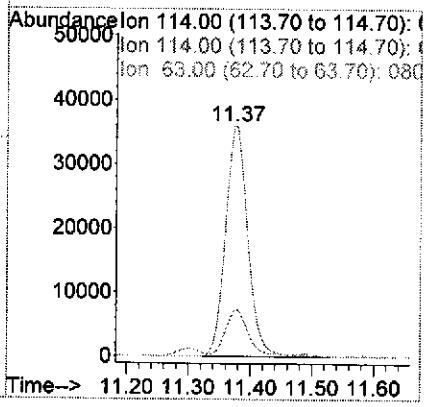

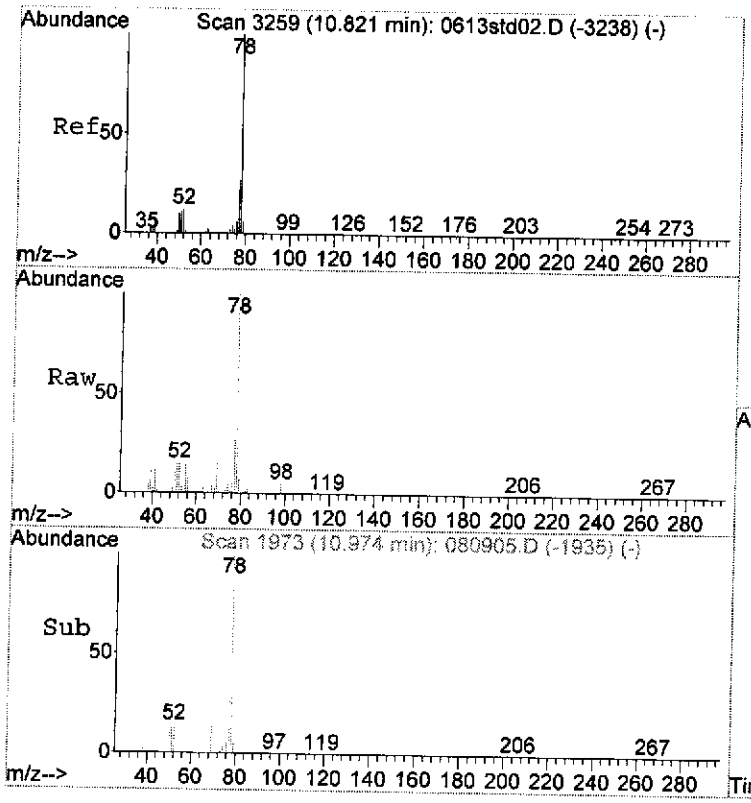

#28
Benzene
Concen: 1.77 ppbV
RT: 10.97 min Scan# 1973
Delta R.T. 0.01 min
Lab File: 080905.D
Acq: 09 Aug 06 17:29

Tgt Ion: 78 Resp: 43662

Ion	Ratio	Lower	Upper
78	100		
78	100.0	80.0	120.0
77	20.0	28.0	42.0#

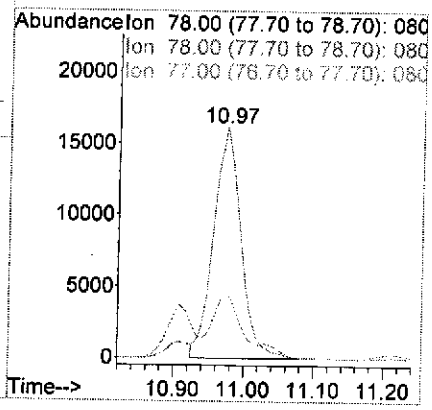

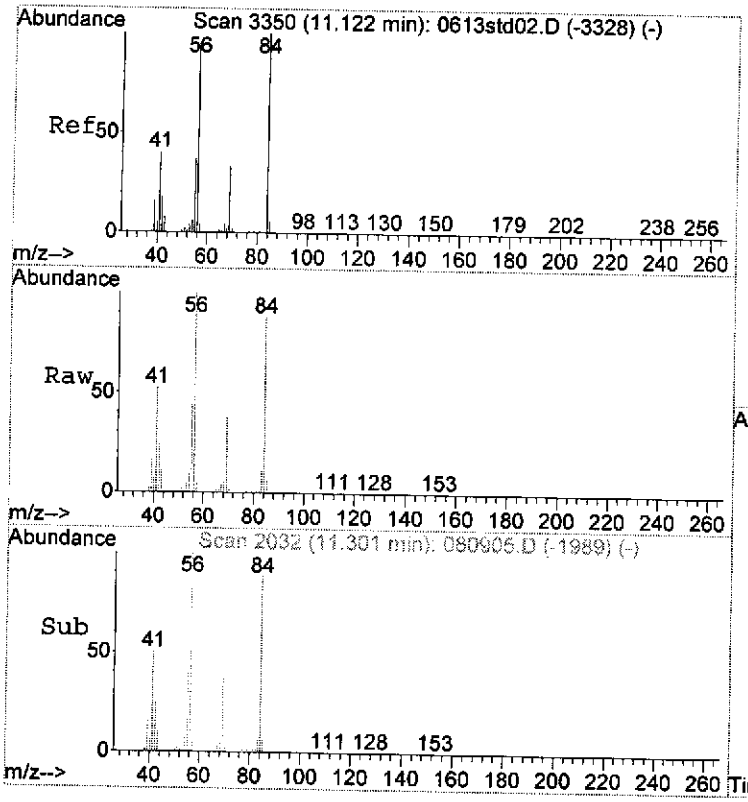

#30
Cyclohexane
Concen: 71.33 ppbV
RT: 11.30 min Scan# 2032
Delta R.T. 0.04 min
Lab File: 080905.D
Acq: 09 Aug 06 17:29

Tgt Ion: 56 Resp: 987122

Ion	Ratio	Lower	Upper
56	100		
56	100.0	80.0	120.0
84	90.0	68.0	102.0

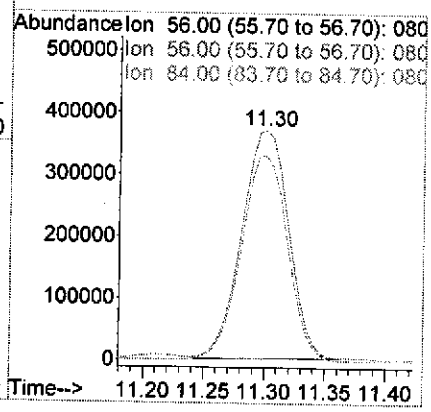

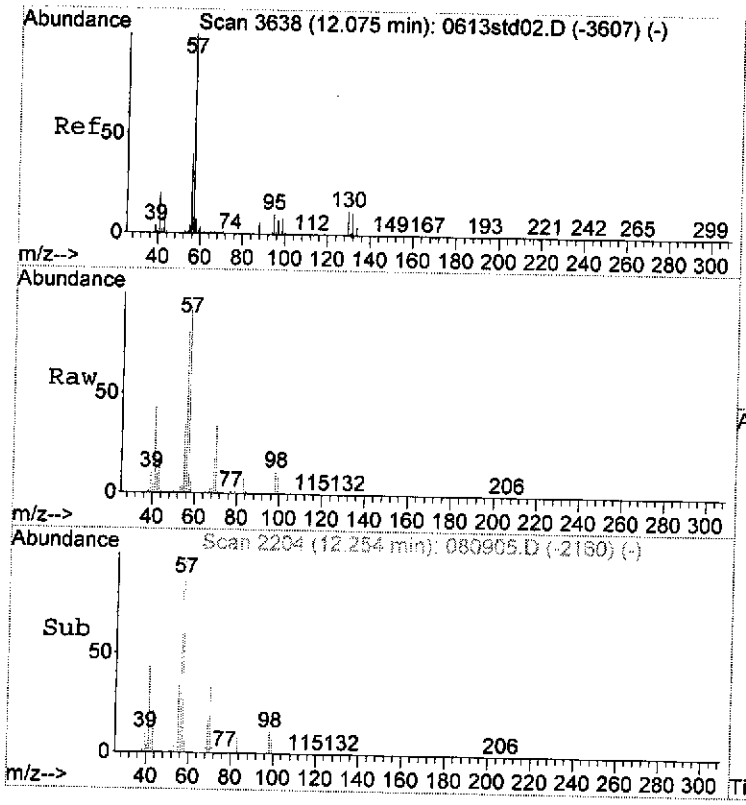

#34
Trimethylpentane,_2,2,4-
Concen: 81.13 ppbV
RT: 12.25 min Scan# 2204
Delta R.T. 0.04 min
Lab File: 080905.D
Acq: 09 Aug 06 17:29

Tgt Ion: 57 Resp: 1250621

Ion	Ratio	Lower	Upper
57	100		
57	100.0	80.0	120.0
56	83.1	34.4	51.6#

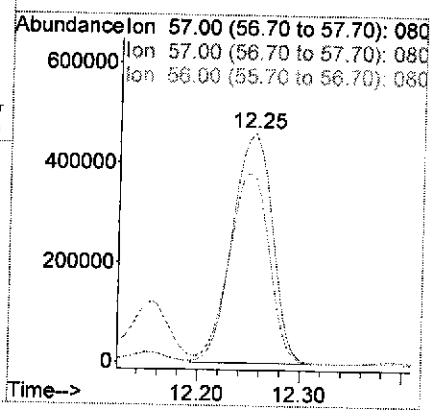

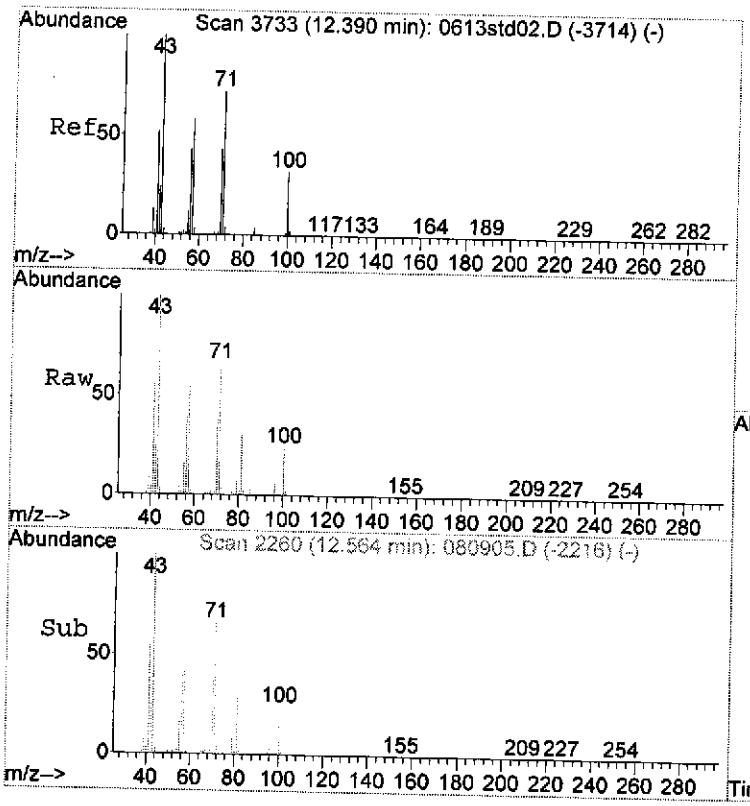

#35
Heptane
Concen: 42.18 ppbV
RT: 12.56 min Scan# 2260
Delta R.T. 0.04 min
Lab File: 080905.D
Acq: 09 Aug 06 17:29

Tgt Ion: 43 Resp: 610117

Ion	Ratio	Lower	Upper
43	100		
43	100.0	80.0	120.0
71	64.6	51.2	76.8

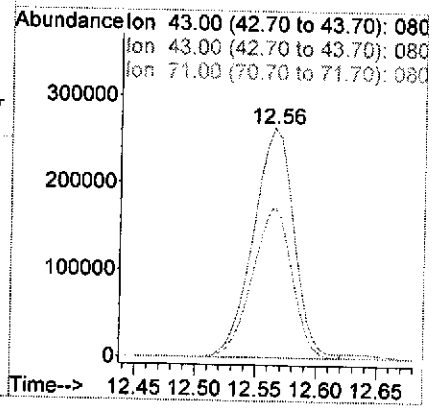

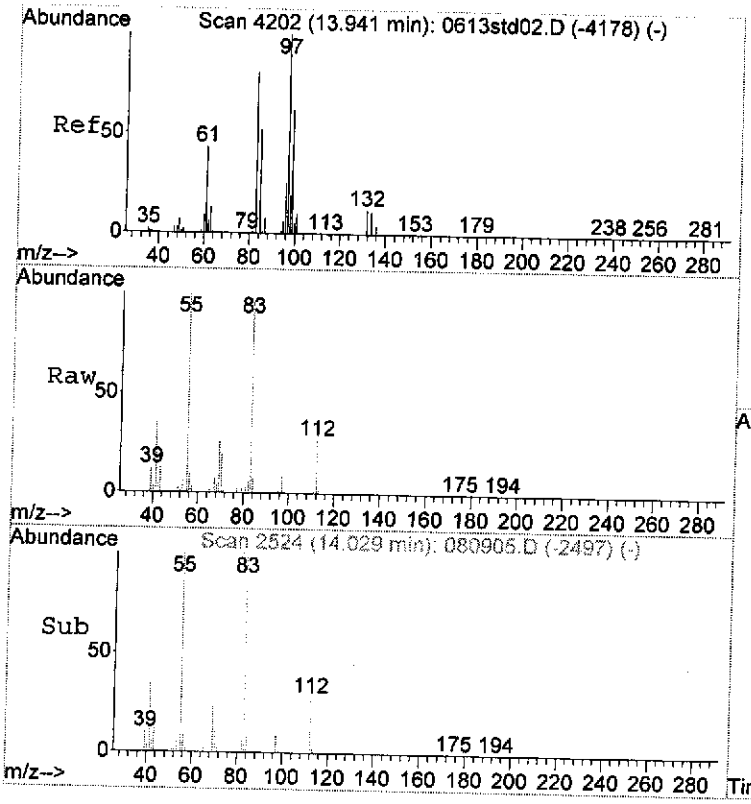

#39
Trichloroethane,_1,1,2-
Concen: 0.66 ppbV
RT: 14.03 min Scan# 2524
Delta R.T. -0.05 min
Lab File: 080905.D
Acq: 09 Aug 06 17:29

Tgt Ion: 97 Resp: 6184

Ion	Ratio	Lower	Upper
97	100		
97	100.0	80.0	120.0
83	0.0	74.4	111.6#

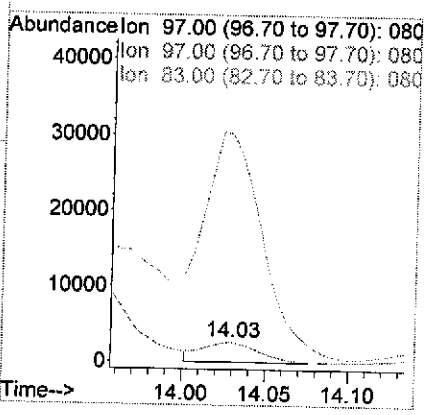

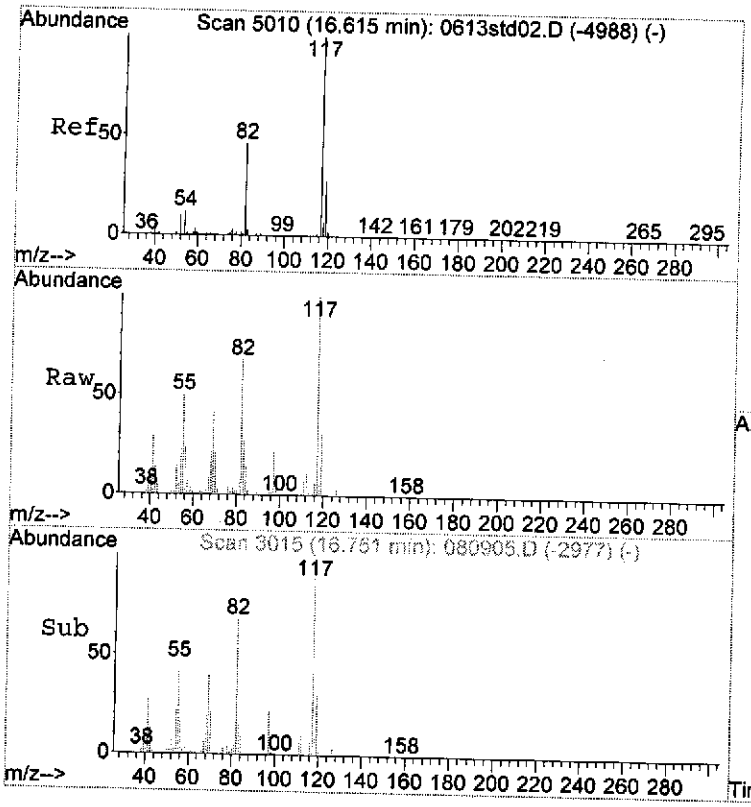

#40
Chlorobenzene,_d-5__(IS)
Concen: 10.00 ppbV
RT: 16.75 min Scan# 3015
Delta R.T. 0.01 min
Lab File: 080905.D
Acq: 09 Aug 06 17:29

Tgt Ion:117 Resp: 68441

Ion	Ratio	Lower	Upper
117	100		
117	100.0	80.0	120.0
82	0.0	49.6	74.4#

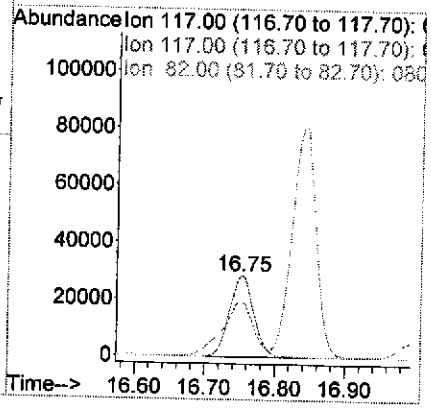

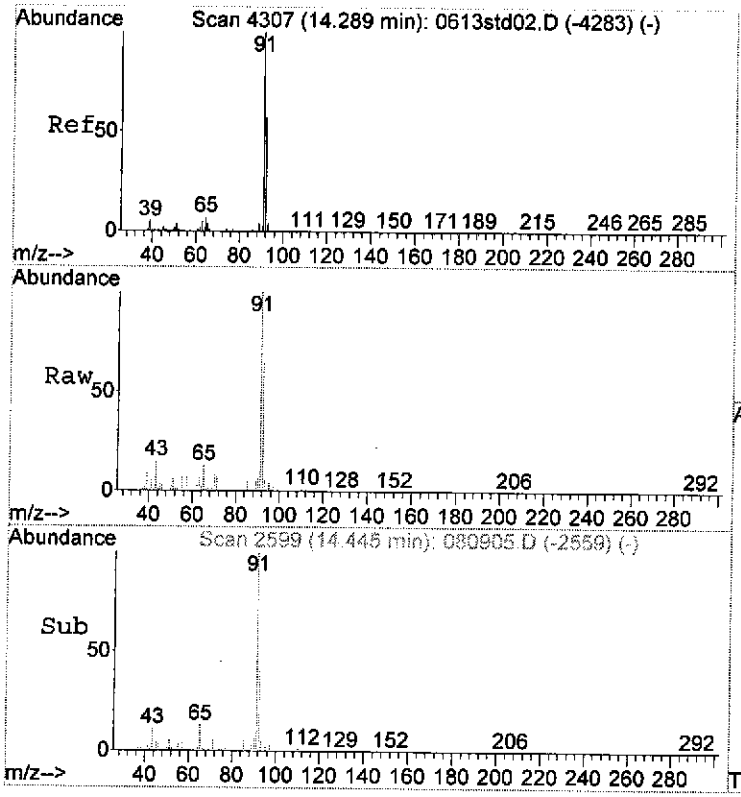

#41
Toluene
Concen: 29.67 ppbV
RT: 14.44 min Scan# 2599
Delta R.T. 0.02 min
Lab File: 080905.D
Acq: 09 Aug 06 17:29

Tgt Ion: 91 Resp: 779238

Ion	Ratio	Lower	Upper
91	100		
91	100.0	80.0	120.0
92	61.9	51.2	76.8

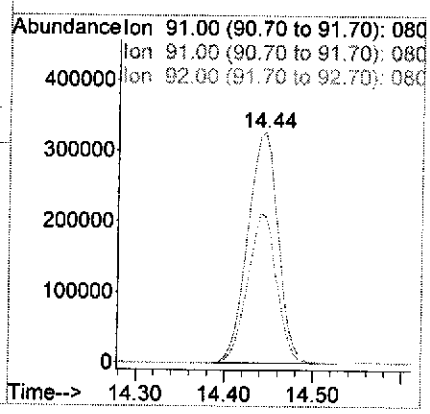

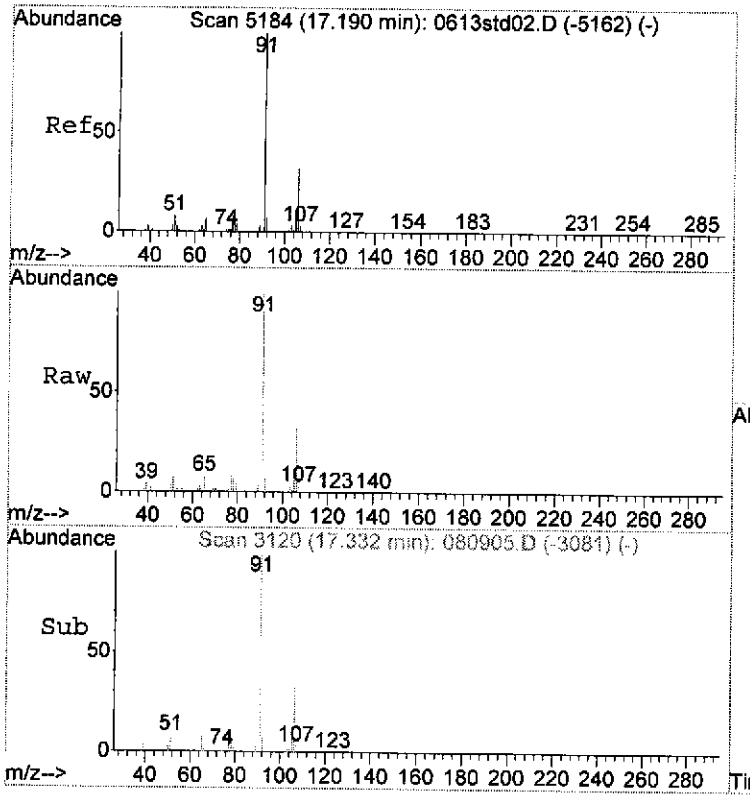

#46
Ethylbenzene
Concen: 6.36 ppbV
RT: 17.33 min Scan# 3120
Delta R.T. 0.02 min
Lab File: 080905.D
Acq: 09 Aug 06 17:29

Tgt Ion: 91 Resp: 192475

Ion	Ratio	Lower	Upper
91	100		
91	100.0	80.0	120.0
106	32.7	30.4	45.6

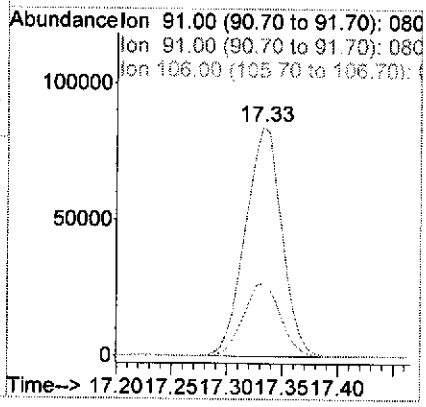

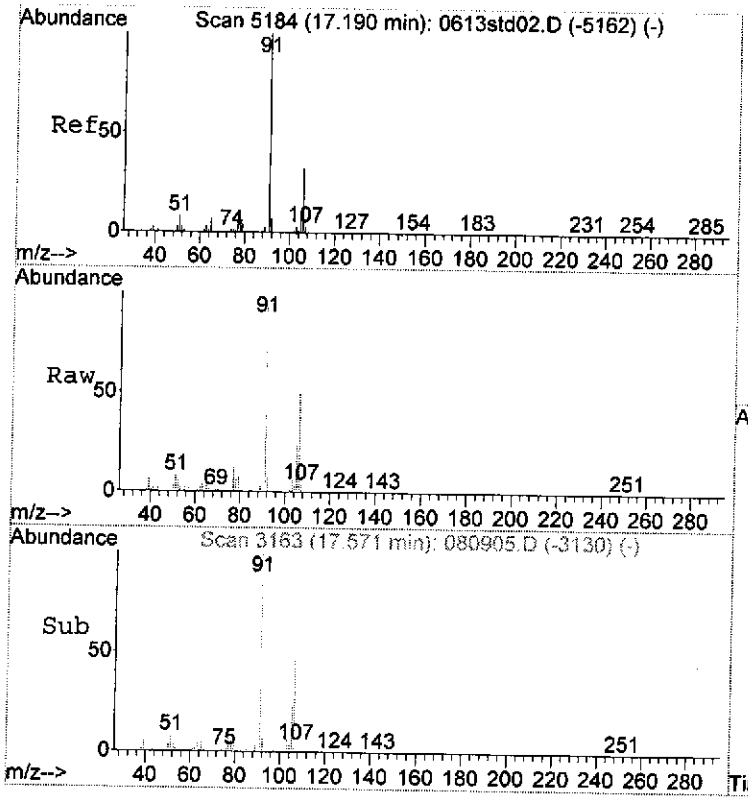

#47
Xylene,_m_&_p-
Concen: 16.24 ppbV
RT: 17.57 min Scan# 3163
Delta R.T. -0.02 min
Lab File: 080905.D
Acq: 09 Aug 06 17:29

Tgt Ion: 91 Resp: 778951

Ion	Ratio	Lower	Upper
91	100		
91	100.0	80.0	120.0
106	51.8	44.0	66.0

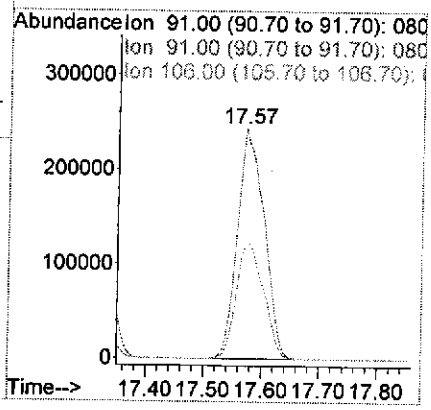

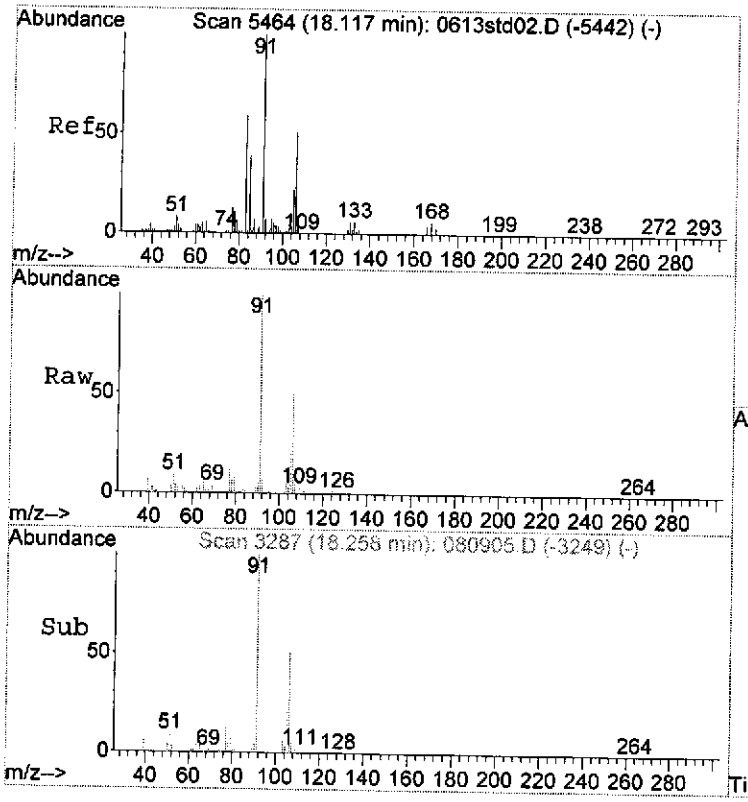

#51
Xylene,_o-
Concen: 5.46 ppbV
RT: 18.26 min Scan# 3287
Delta R.T. 0.01 min
Lab File: 080905.D
Acq: 09 Aug 06 17:29

Tgt Ion: 91 Resp: 136499

Ion	Ratio	Lower	Upper
91	100		
91	100.0	80.0	120.0
106	49.5	40.0	60.0

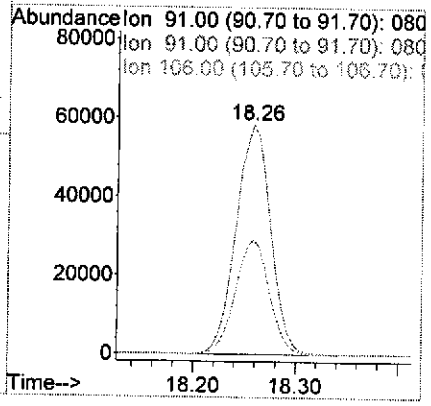

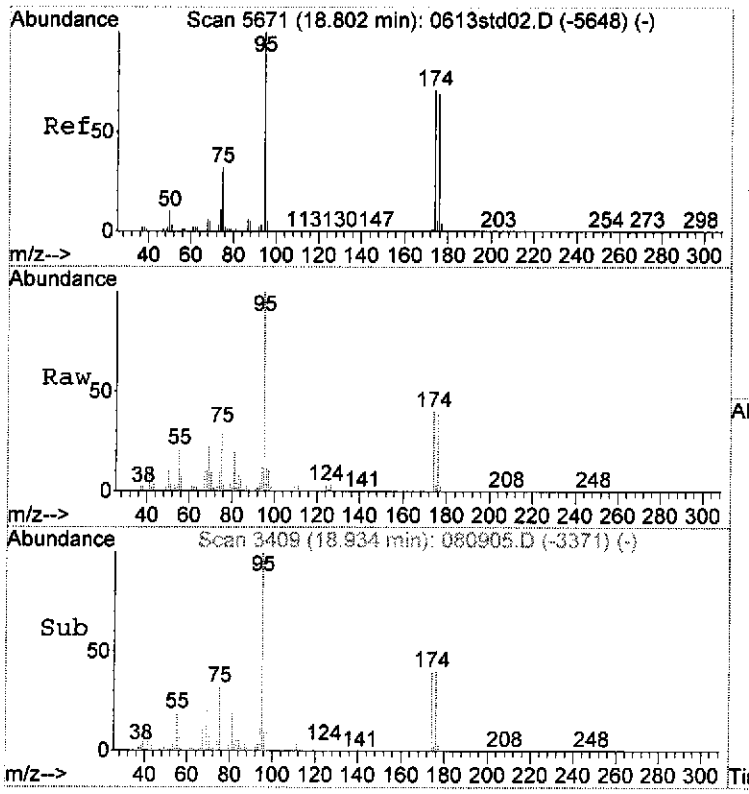

#52
Bromofluorobenzene_(tune_std)
Concen: 5.46 ppbV
RT: 18.93 min Scan# 3409
Delta R.T. 0.01 min
Lab File: 080905.D
Acq: 09 Aug 06 17:29

Tgt Ion: 95 Resp: 58646

Ion	Ratio	Lower	Upper
95	100		
95	100.0	80.0	120.0
174	38.6	47.2	70.8#

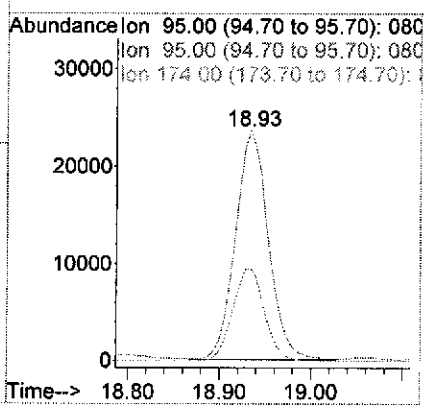



#54
Ethyltoluene,_4-
Concen: 0.58 ppbV
RT: 20.19 min Scan# 3636
Delta R.T. 0.01 min
Lab File: 080905.D
Acq: 09 Aug 06 17:29

Tgt Ion:105 Resp: 17353

Ion	Ratio	Lower	Upper
105	100		
105	100.0	80.0	120.0
120	31.8	28.0	42.0

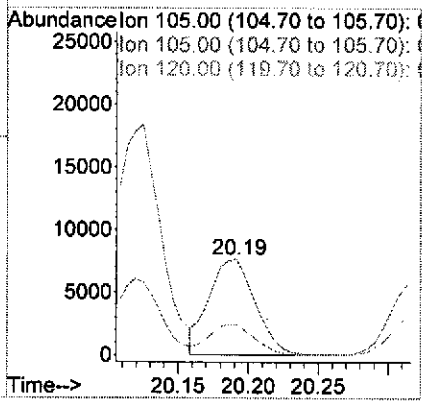

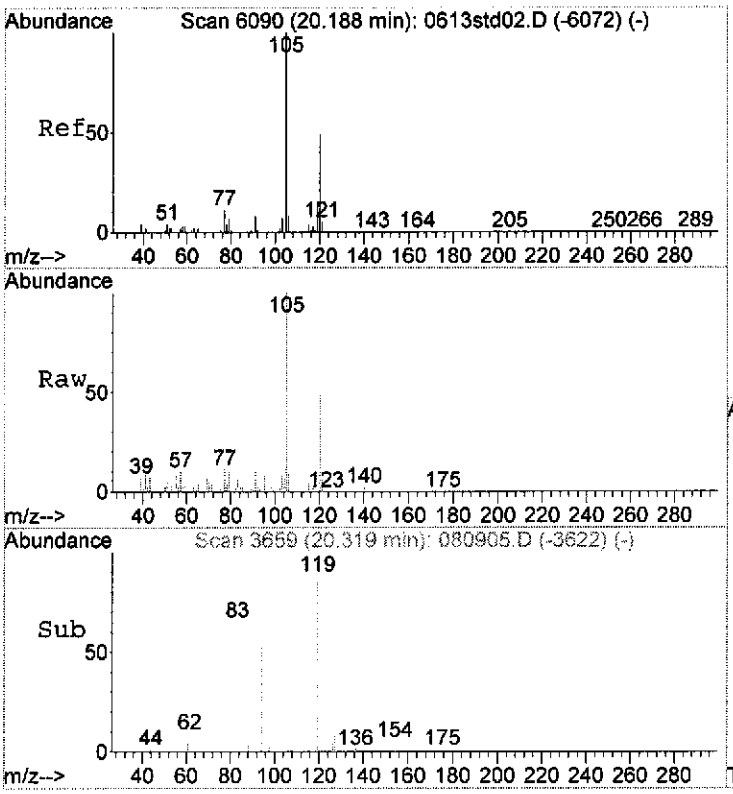

#55
Trimethylbenzene,_1,3,5-
Concen: 0.56 ppbV
RT: 20.32 min Scan# 3659
Delta R.T. 0.00 min
Lab File: 080905.D
Acq: 09 Aug 06 17:29

Tgt Ion:105 Resp: 14650

Ion	Ratio	Lower	Upper
105	100		
105	100.0	80.0	120.0
120	50.4	46.4	69.6

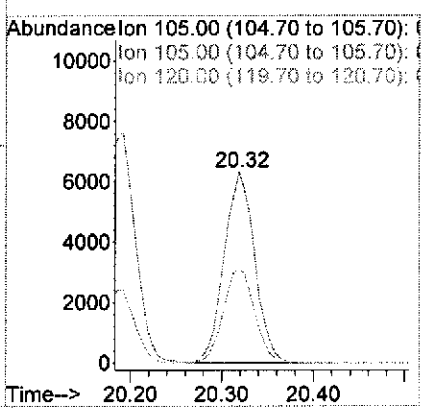

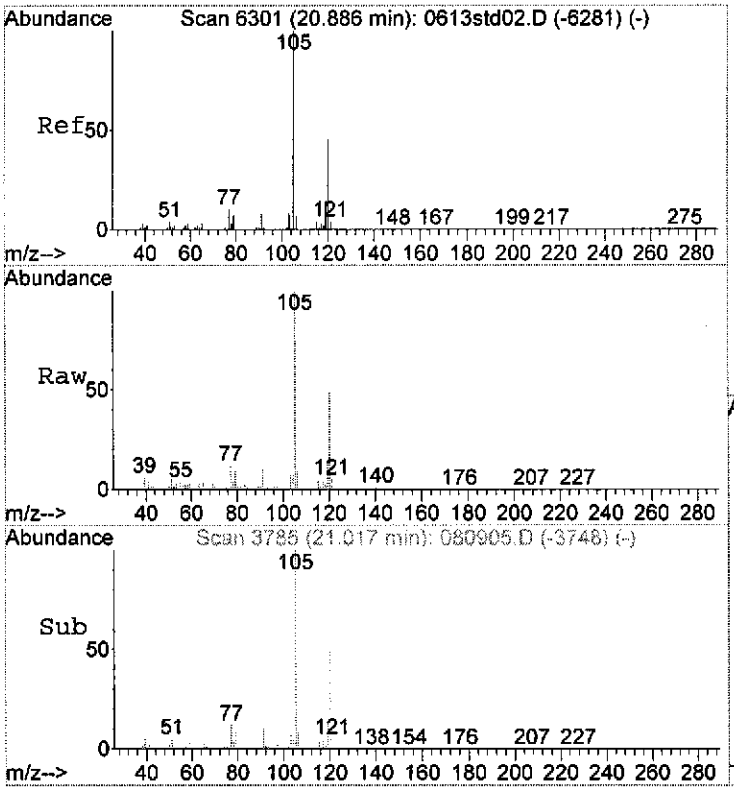

#56
Trimethylbenzene,_1,2,4-
Concen: 1.28 ppbV
RT: 21.02 min Scan# 3785
Delta R.T. 0.00 min
Lab File: 080905.D
Acq: 09 Aug 06 17:29

Tgt Ion:105 Resp: 32254

Ion	Ratio	Lower	Upper
105	100		
105	100.0	80.0	120.0
120	48.4	41.6	62.4

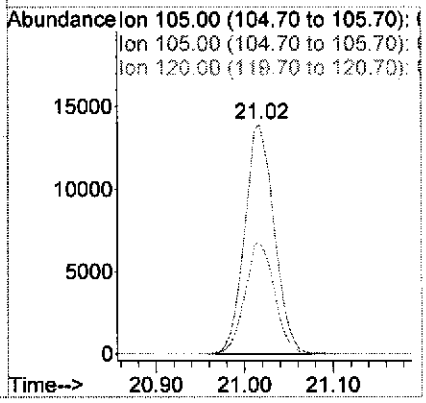

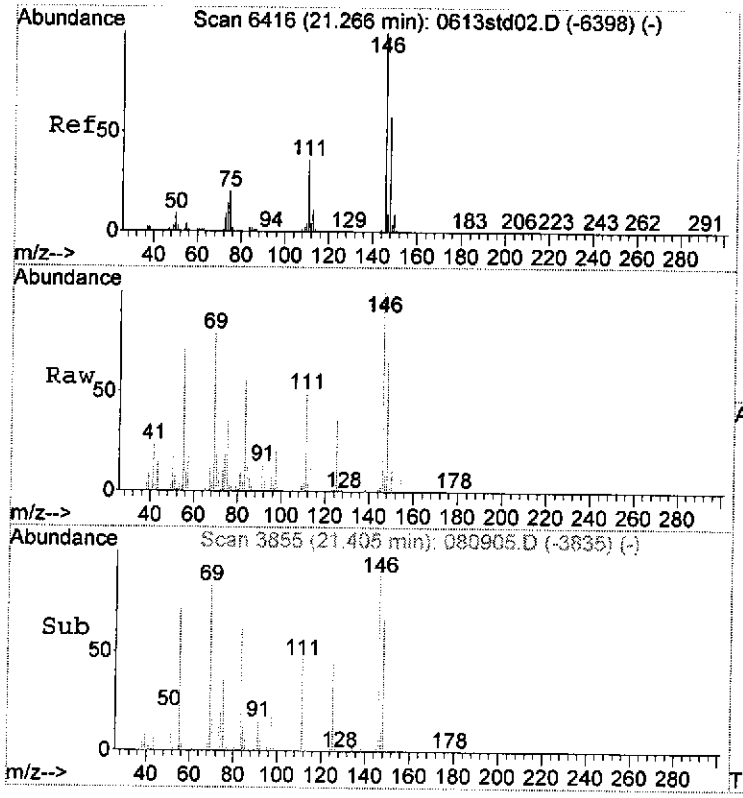

#58
Dichlorobenzene,_1,4-
Concen: 0.15 ppbV
RT: 21.40 min Scan# 3855
Delta R.T. 0.01 min
Lab File: 080905.D
Acq: 09 Aug 06 17:29

Tgt Ion:146 Resp: 2532

Ion	Ratio	Lower	Upper
146	100		
146	100.0	80.0	120.0
148	62.4	47.2	70.8

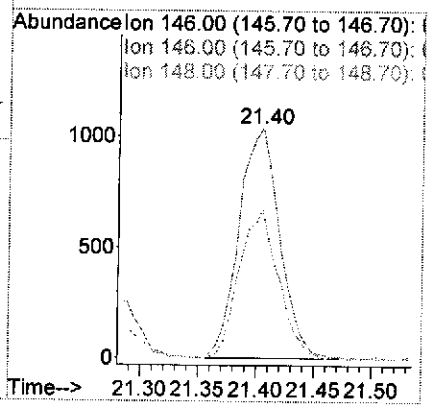

Quantitation Report (QT Reviewed)

Data Path : C:\MSDChem\1\DATA\Aug06\
Data File : 080709.D
Acq On : 07 Aug 06 19:19
Operator : .
Sample : **60419-12 x 1000 dil.**
Misc : .
ALS Vial : 5 Sample Multiplier: 1

Quant Time: Aug 10 09:06:11 2006
Quant Method : C:\MSDCHEM\1\METHODS\PAL0726.M
Quant Title : TO-15
QLast Update : Tue Aug 01 10:35:23 2006
Response via : Initial Calibration

Internal Standards	R.T.	QIon	Response	Conc	Units	Dev(Min)
1) Bromochloromethane_(IS)	9.16	130	29388	10.00	ppbV	-0.02
25) Difluorobenzene,_1,4-_(IS)	11.34	114	156533	10.00	ppbV	-0.02
40) Chlorobenzene,_d-5__(IS)	16.73	117	132155	10.00	ppbV	0.00

System Monitoring Compounds

52) Bromofluorobenzene_(tune_s	18.92	95	79365	9.86	ppbV	0.00

Spiked Amount 10.000 Range 75 - 125 Recovery = 98.60%

Target Compounds						Qvalue
23) Hexane	9.21	57	24837	1.30	ppbV	96
30) Cyclohexane	11.25	56	33171	1.38	ppbV	96
34) Trimethylpentane,_2,2,4-	12.20	57	37038	1.38	ppbV #	80
35) Heptane	12.51	43	16380	0.65	ppbV	100
41) Toluene	14.41	91	22833	0.45	ppbV	98

(#) = qualifier out of range (m) = manual integration (+) = signals summed

Quantitation Report (QT Reviewed)

Data Path : C:\MSDChem\1\DATA\Aug06\
Data File : 080709.D
Acq On : 07 Aug 06 19:19
Operator : .
Sample : 60419-12 x 1000 dil.
Misc : .
ALS Vial : 5 Sample Multiplier: 1

Quant Time: Aug 10 09:06:11 2006
Quant Method : C:\MSDCHEM\1\METHODS\PAL0726.M
Quant Title : TO-15
QLast Update : Tue Aug 01 10:35:23 2006
Response via : Initial Calibration

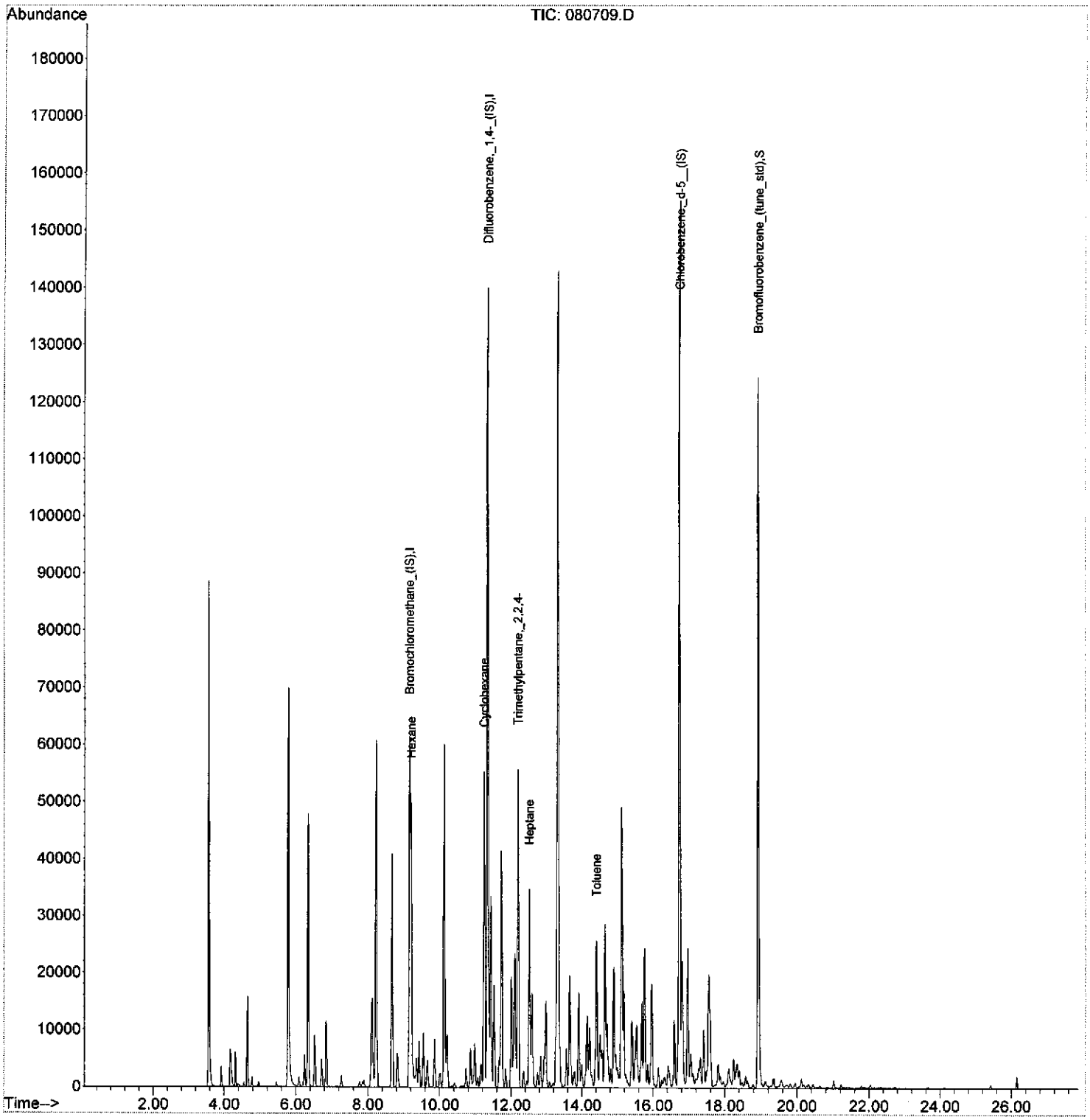

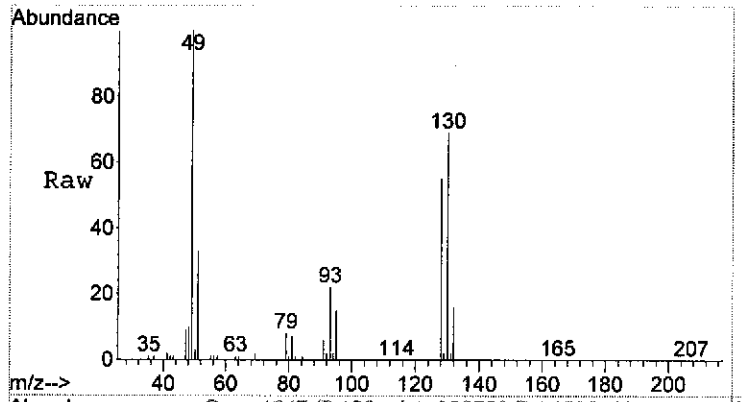

#1
Bromochloromethane_(IS)
Concen: 10.00 ppbV
RT: 9.16 min Scan# 1647
Delta R.T. -0.02 min
Lab File: 080709.D
Acq: 07 Aug 06 19:19

Tgt Ion:130 Resp: 29388

Ion	Ratio	Lower	Upper
130	100		
130	100.0	80.0	120.0
128	79.3	66.4	99.6

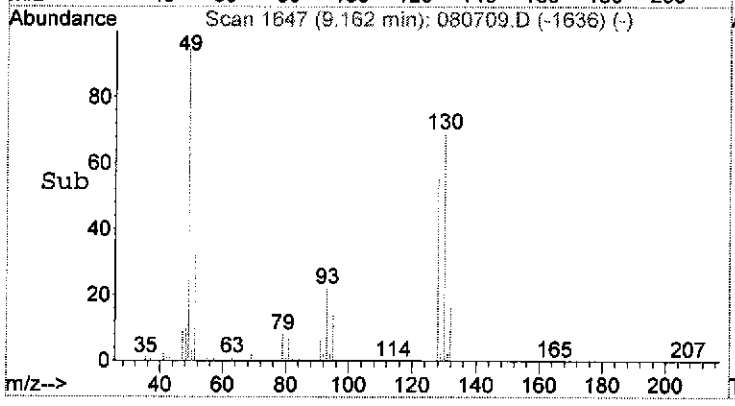

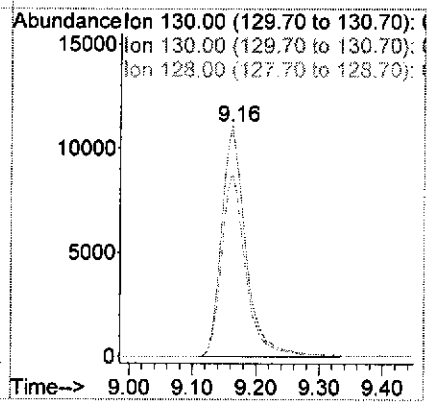

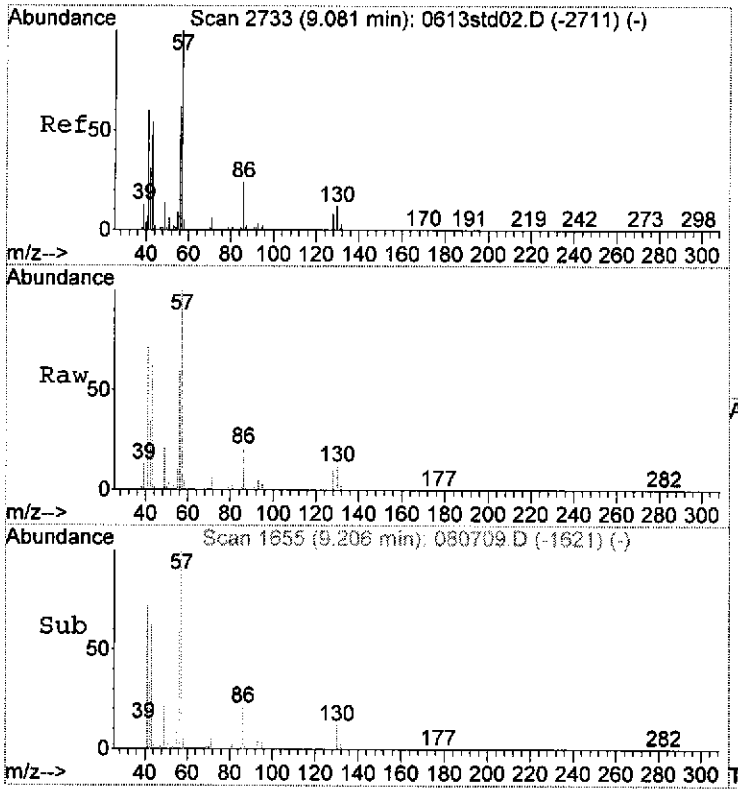

#23
Hexane
Concen: 1.30 ppbV
RT: 9.21 min Scan# 1655
Delta R.T. -0.01 min
Lab File: 080709.D
Acq: 07 Aug 06 19:19

Tgt Ion: 57 Resp: 24837

Ion	Ratio	Lower	Upper
57	100		
57	100.0	80.0	120.0
41	76.7	55.2	82.8

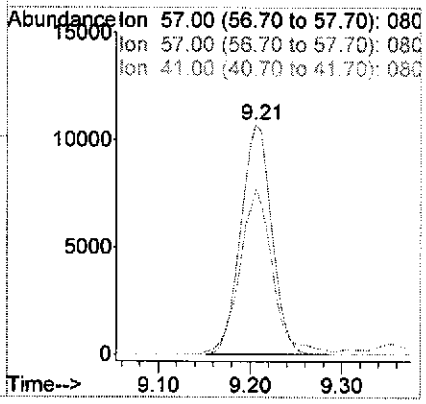

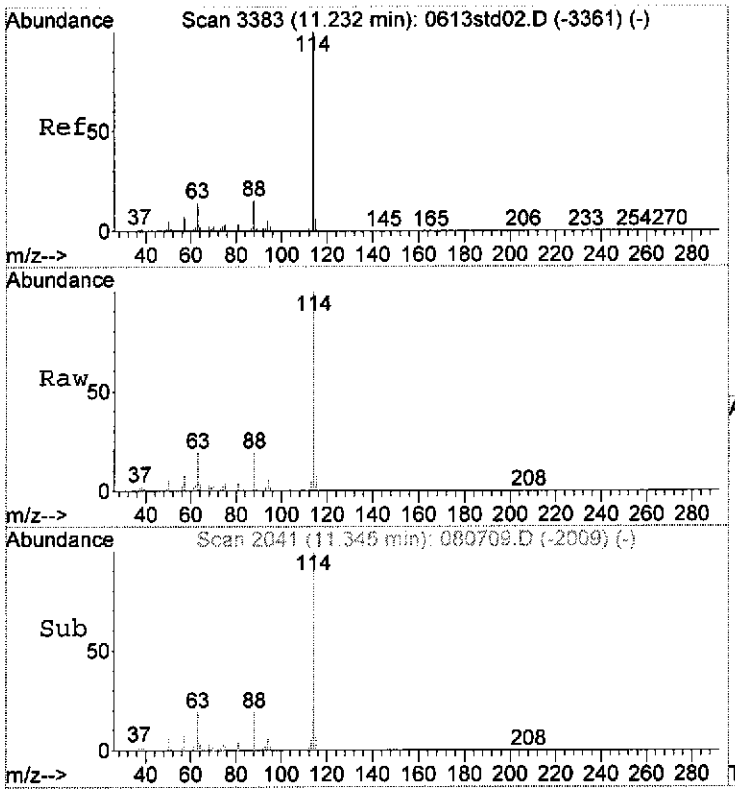

#25
Difluorobenzene,_1,4-_(IS)
Concen: 10.00 ppbV
RT: 11.34 min Scan# 2041
Delta R.T. -0.02 min
Lab File: 080709.D
Acq: 07 Aug 06 19:19

Tgt Ion:114 Resp: 156533

Ion	Ratio	Lower	Upper
114	100		
114	100.0	80.0	120.0
63	19.0	16.0	24.0

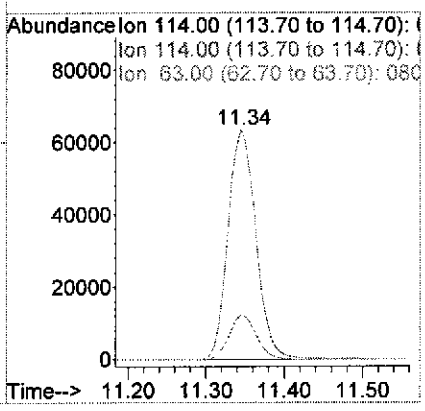

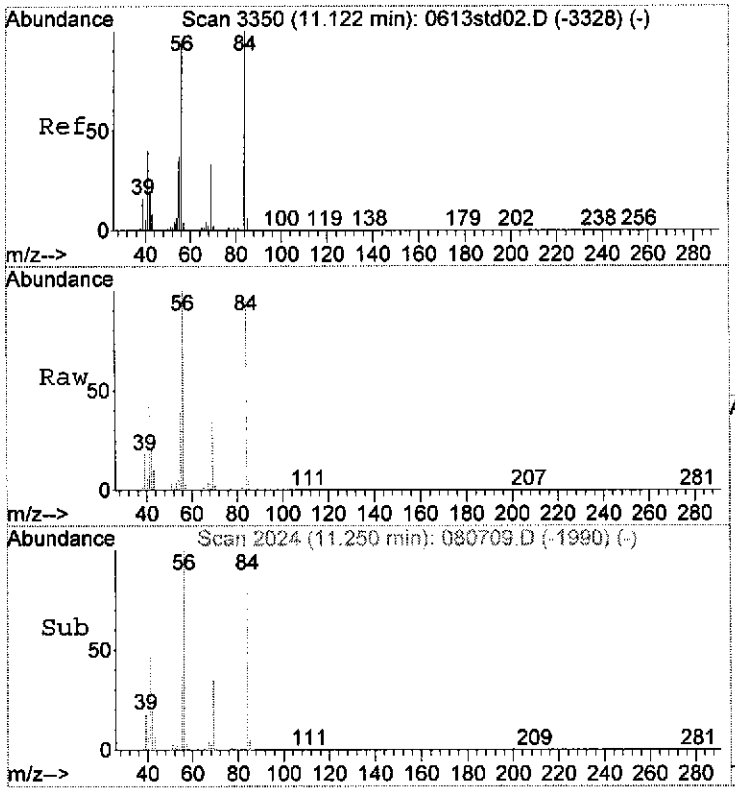

#30
Cyclohexane
Concen: 1.38 ppbV
RT: 11.25 min Scan# 2024
Delta R.T. -0.01 min
Lab File: 080709.D
Acq: 07 Aug 06 19:19

Tgt Ion: 56 Resp: 33171

Ion	Ratio	Lower	Upper
56	100		
56	100.0	80.0	120.0
84	93.4	68.0	102.0

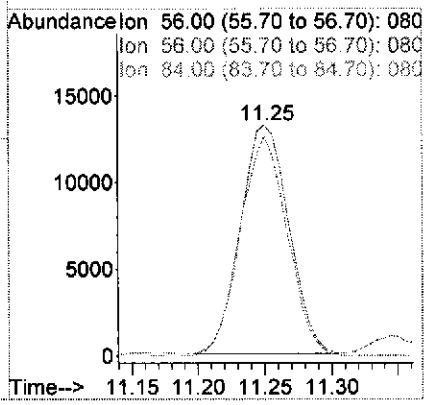

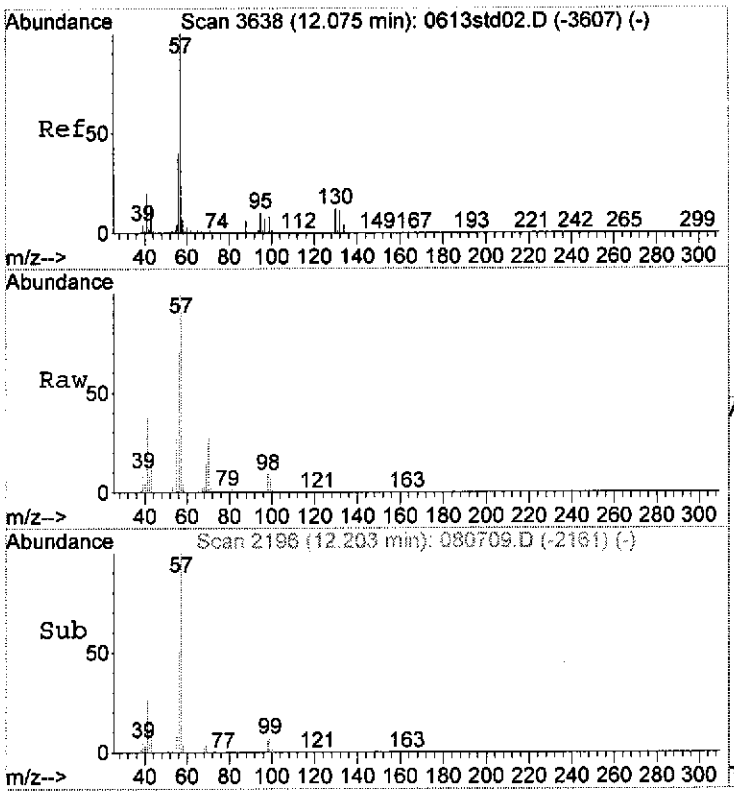

#34
Trimethylpentane,_2,2,4-
Concen: 1.38 ppbV
RT: 12.20 min Scan# 2196
Delta R.T. -0.01 min
Lab File: 080709.D
Acq: 07 Aug 06 19:19

Tgt Ion: 57 Resp: 37038

Ion	Ratio	Lower	Upper
57	100		
57	100.0	80.0	120.0
56	0.0	34.4	51.6#

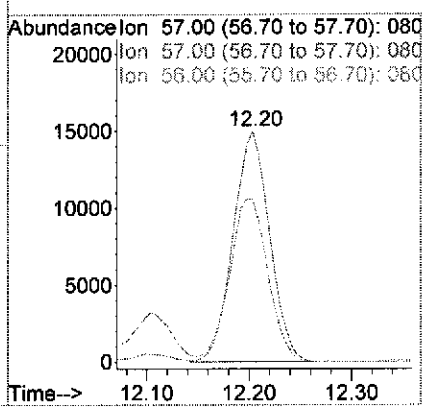

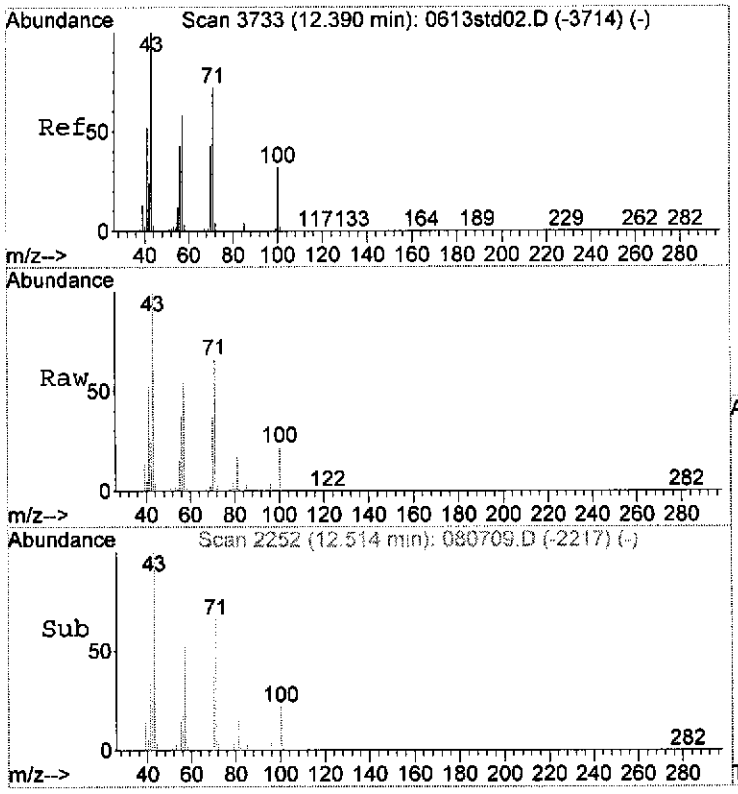

#35
Heptane
Concen: 0.65 ppbV
RT: 12.51 min Scan# 2252
Delta R.T. -0.01 min
Lab File: 080709.D
Acq: 07 Aug 06 19:19

Tgt Ion: 43 Resp: 16380

Ion	Ratio	Lower	Upper
43	100		
43	100.0	80.0	120.0
71	63.0	51.2	76.8

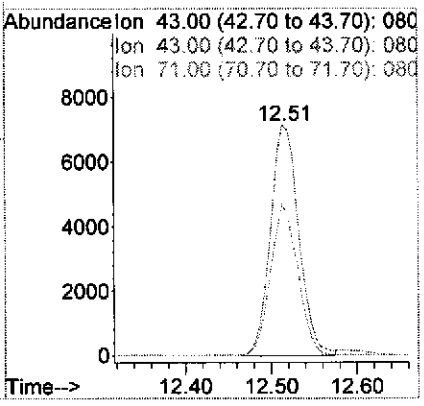

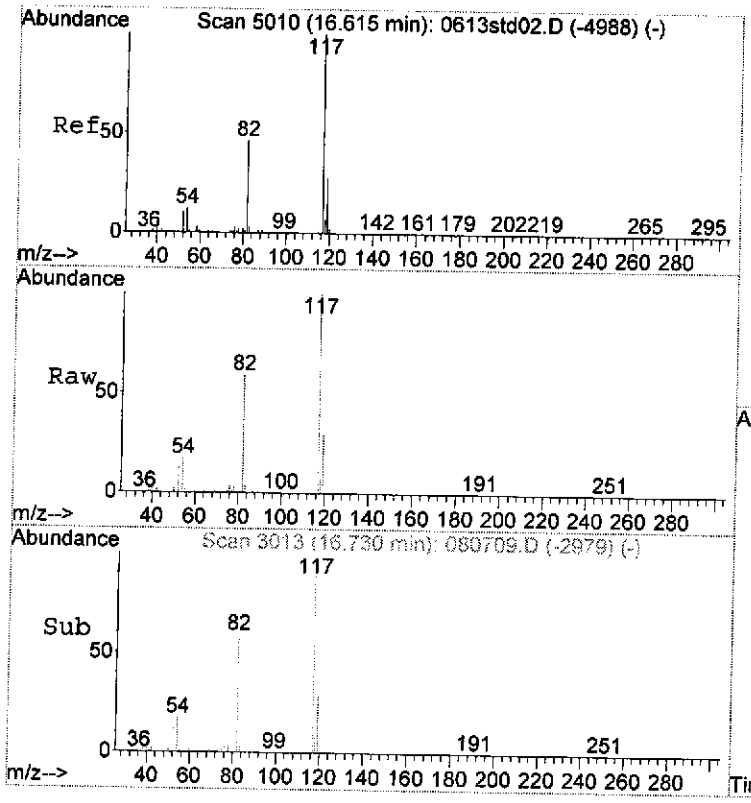

#40
Chlorobenzene, d-5 (IS)
Concen: 10.00 ppbV
RT: 16.73 min Scan# 3013
Delta R.T. -0.01 min
Lab File: 080709.D
Acq: 07 Aug 06 19:19

Tgt Ion:117 Resp: 132155

Ion	Ratio	Lower	Upper
117	100		
117	100.0	80.0	120.0
82	59.4	49.6	74.4

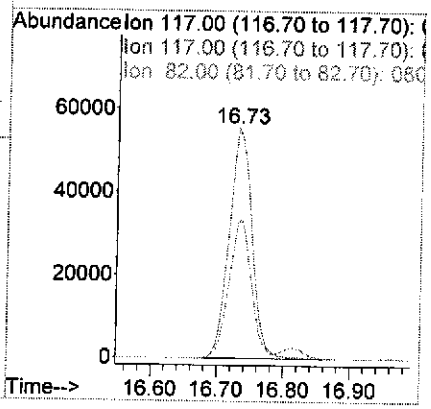

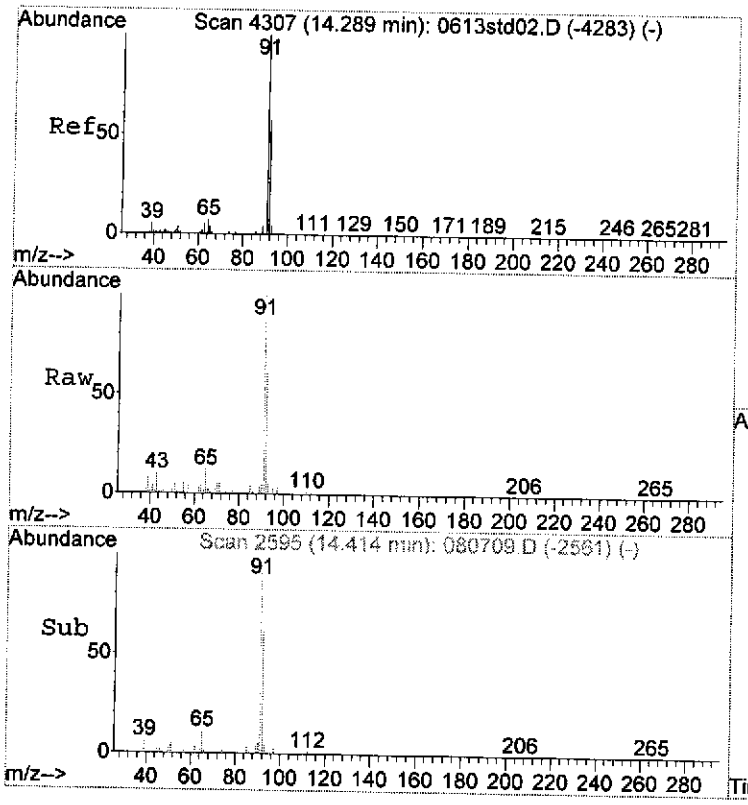

#41
Toluene
Concen: 0.45 ppbV
RT: 14.41 min Scan# 2595
Delta R.T. -0.01 min
Lab File: 080709.D
Acq: 07 Aug 06 19:19

Tgt Ion: 91 Resp: 22833

Ion	Ratio	Lower	Upper
91	100		
91	100.0	80.0	120.0
92	59.4	51.2	76.8

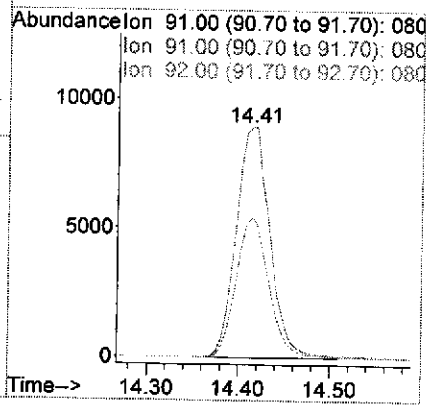

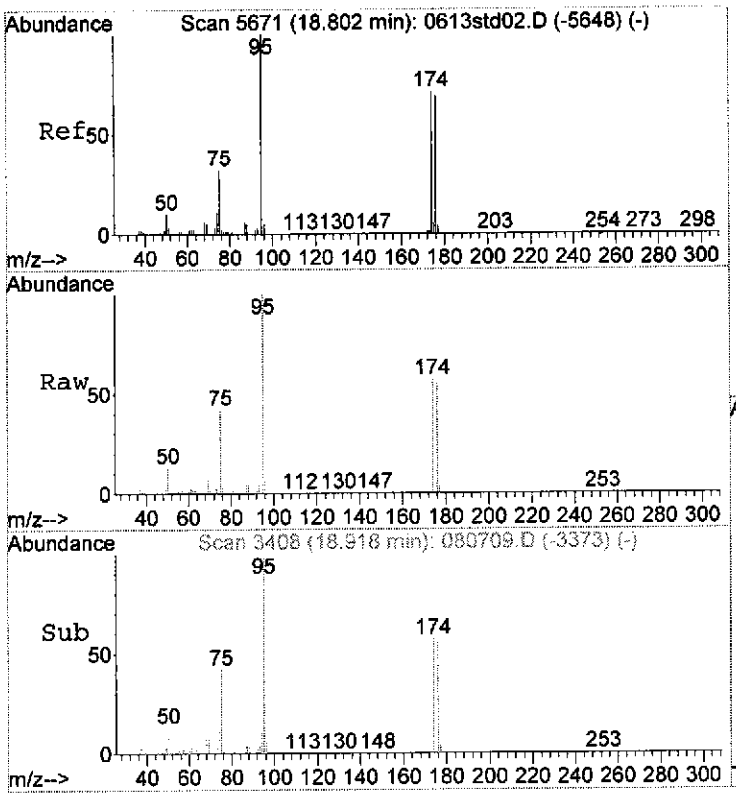

#52
Bromofluorobenzene_(tune_std)
Concen: Below ppbV
RT: 18.92 min Scan# 3408
Delta R.T. -0.00 min
Lab File: 080709.D
Acq: 07 Aug 06 19:19

Tgt Ion: 95 Resp: 79365

Ion	Ratio	Lower	Upper
95	100		
95	100.0	80.0	120.0
174	56.0	47.2	70.8

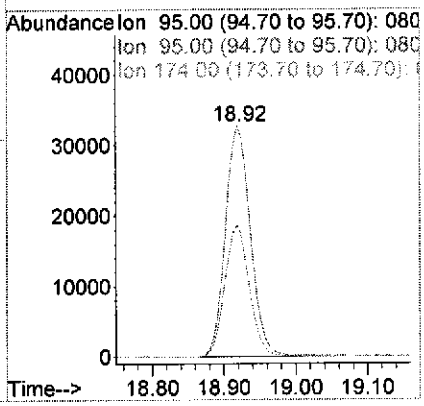

Quantitation Report (QT Reviewed)

Data Path : C:\MSDChem\1\DATA\Aug06\
Data File : 080712.D
Acq On : 07 Aug 06 21:38
Operator : .
Sample : 60419-13.
Misc : .
ALS Vial : 8 Sample Multiplier: 1

Quant Time: Aug 08 11:14:52 2006
Quant Method : C:\MSDCHEM\1\METHODS\PAL0726.M
Quant Title : TO-15
QLast Update : Tue Aug 01 10:35:23 2006
Response via : Initial Calibration

Internal Standards	R.T.	QIon	Response	Conc	Units	Dev(Min)
1) Bromochloromethane_(IS)	9.18	130	30283	10.00	ppbV	0.00
25) Difluorobenzene,_1,4-_(IS)	11.36	114	160116	10.00	ppbV	0.00
40) Chlorobenzene,_d-5__(IS)	16.75	117	127538	10.00	ppbV	0.00
System Monitoring Compounds						
52) Bromofluorobenzene_(tune_s	18.94	95	74982	9.65	ppbV	0.01
Spiked Amount 10.000	Range	75 - 125	Recovery	=	96.50%	

Target Compounds							Qvalue
2) Dichlorodifluoromethane	3.96	85	5891	0.38	ppbV		100
10) Acetone	5.80	43	1257200	99.01	ppbV		96
11) Trichlorofluoromethane	5.95	101	3226	0.21	ppbV		98
13) Butyl_Alcohol,_tert	6.80	59	31429m	4.67	ppbV		
14) Methylene_chloride	6.83	49	68429	5.62	ppbV		100
17) Carbon_disulfide	7.11	76	1095501	32.16	ppbV	#	98
21) Methyl_ethyl_ketone	8.50	43	119903	5.56	ppbV		99
23) Hexane	9.22	57	145887	7.41	ppbV		96
28) Benzene	10.96	78	158800	3.62	ppbV	#	84
29) Carbon_tetrachloride	11.12	117	3927	0.23	ppbV		99
30) Cyclohexane	11.26	56	386730	15.74	ppbV		96
33) Trichloroethylene	12.19	130	9233	0.49	ppbV		94
34) Trimethylpentane,_2,2,4-	12.23	57	2889664	105.61	ppbV	#	80
35) Heptane	12.53	43	73831	2.88	ppbV		98
37) Methyl_isobutyl_ketone	13.25	43	22550	0.80	ppbV		97
41) Toluene	14.43	91	1625386	33.21	ppbV		99
44) Tetrachloroethylene	15.89	166	7000	0.40	ppbV		92
46) Ethylbenzene	17.32	91	244424	4.33	ppbV		98
47) Xylene,_m_&_p-	17.57	91	888705	9.94	ppbV		99
49) Styrene	18.10	104	19918	0.57	ppbV	#	70
51) Xylene,_o-	18.25	91	189631	4.07	ppbV		100
54) Ethyltoluene,_4-	20.19	105	111360	1.98	ppbV		98
55) Trimethylbenzene,_1,3,5-	20.33	105	69240	1.42	ppbV		96
56) Trimethylbenzene,_1,2,4-	21.05	105	301403	6.41	ppbV		98
57) Dichlorobenzene,_1,3-	21.31	146	2247252	71.48	ppbV		96
58) Dichlorobenzene,_1,4-	21.48	146	5187257	167.42	ppbV		98
59) Dichlorobenzene,_1,2-	22.05	146	1357203	49.68	ppbV		98

(#) = qualifier out of range (m) = manual integration (+) = signals summed

Quantitation Report (QT Reviewed)

Data Path : C:\MSDChem\1\DATA\Aug06\
Data File : 080712.D
Acq On : 07 Aug 06 21:38
Operator : .
Sample : 60419-13.
Misc : .
ALS Vial : 8 Sample Multiplier: 1

Quant Time: Aug 08 11:14:52 2006
Quant Method : C:\MSDCHEM\1\METHODS\PAL0726.M
Quant Title : TO-15
QLast Update : Tue Aug 01 10:35:23 2006
Response via : Initial Calibration

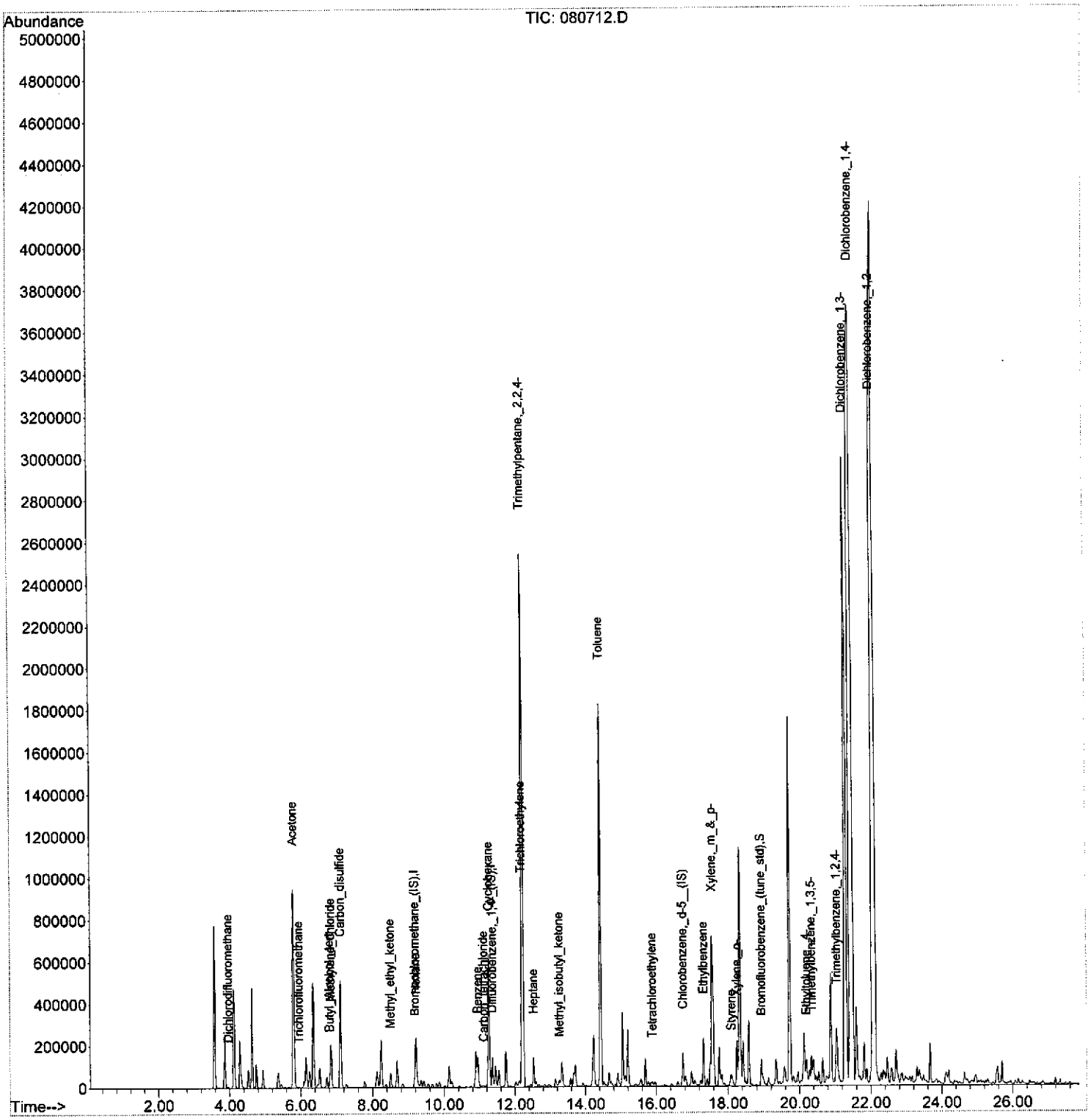

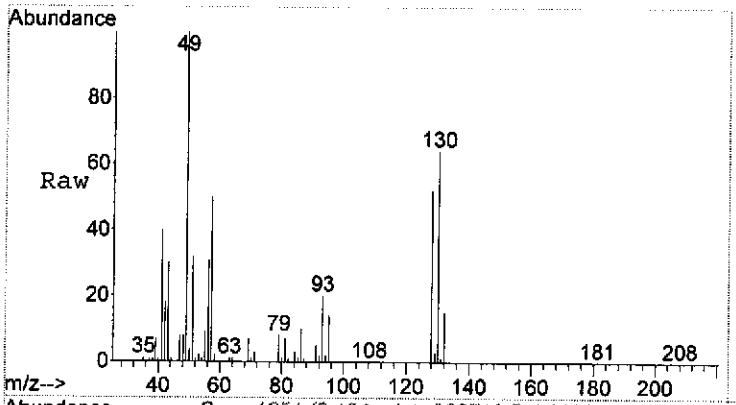

#1
Bromochloromethane (IS)
Concen: 10.00 ppbV
RT: 9.18 min Scan# 1651
Delta R.T. -0.00 min
Lab File: 080712.D
Acq: 07 Aug 06 21:38

Tgt Ion:130 Resp: 30283

Ion	Ratio	Lower	Upper
130	100		
130	100.0	80.0	120.0
128	77.9	66.4	99.6

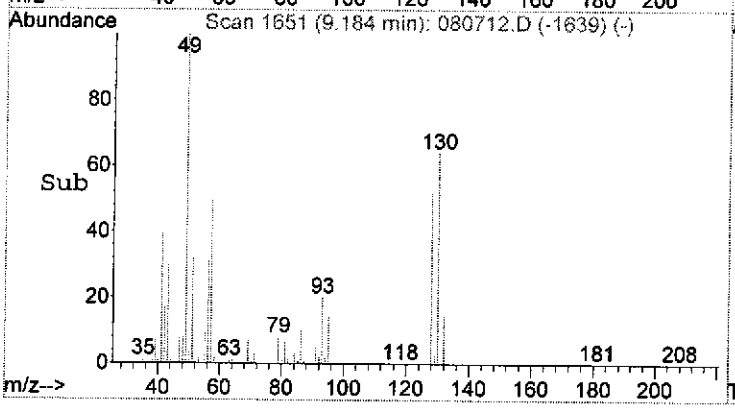

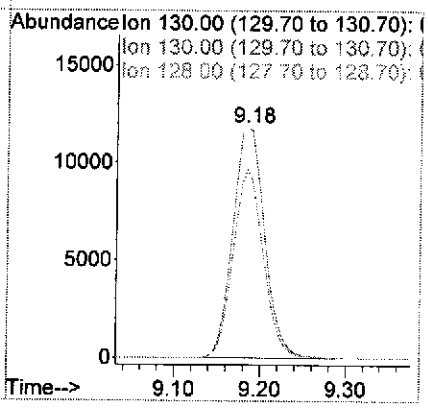

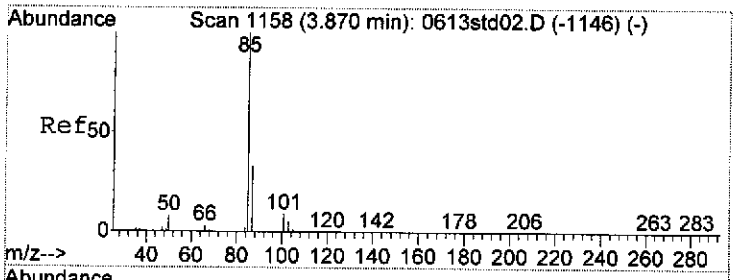

#2
Dichlorodifluoromethane
Concen: 0.38 ppbV
RT: 3.96 min Scan# 708
Delta R.T. 0.01 min
Lab File: 080712.D
Acq: 07 Aug 06 21:38

Tgt Ion: 85 Resp: 5891

Ion	Ratio	Lower	Upper
85	100		
85	100.0	80.0	120.0
87	30.9	24.8	37.2

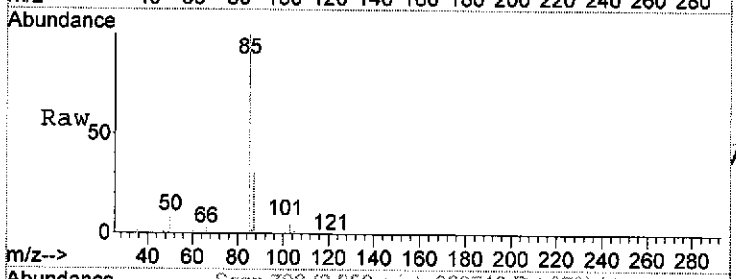

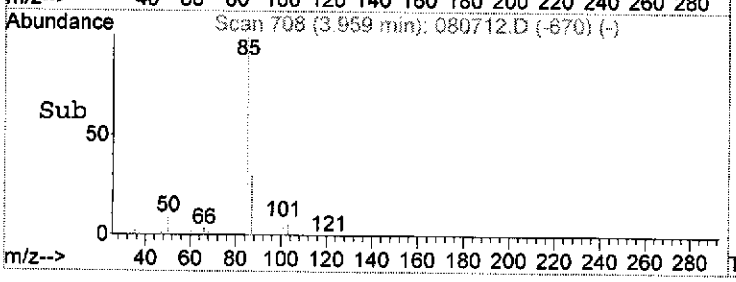

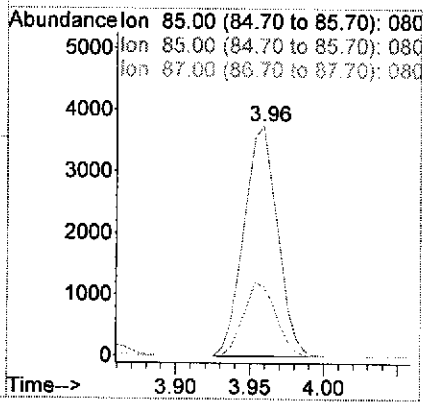

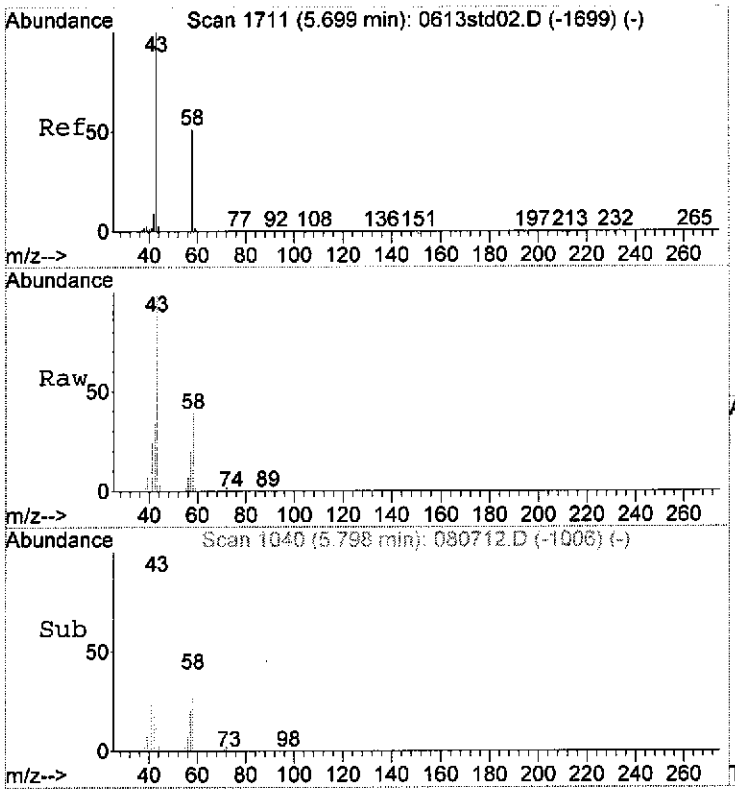

#10
Acetone
Concen: 99.01 ppbV
RT: 5.80 min Scan# 1040
Delta R.T. -0.01 min
Lab File: 080712.D
Acq: 07 Aug 06 21:38

Tgt Ion: 43 Resp: 1257200

Ion	Ratio	Lower	Upper
43	100		
43	100.0	80.0	120.0
58	38.1	36.8	55.2

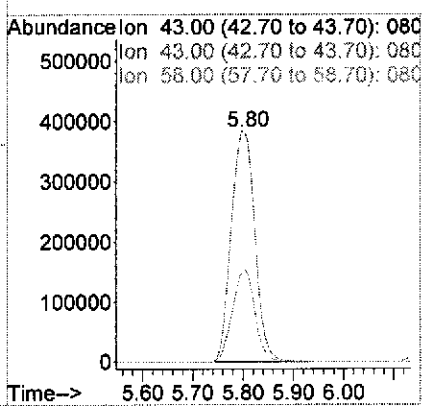

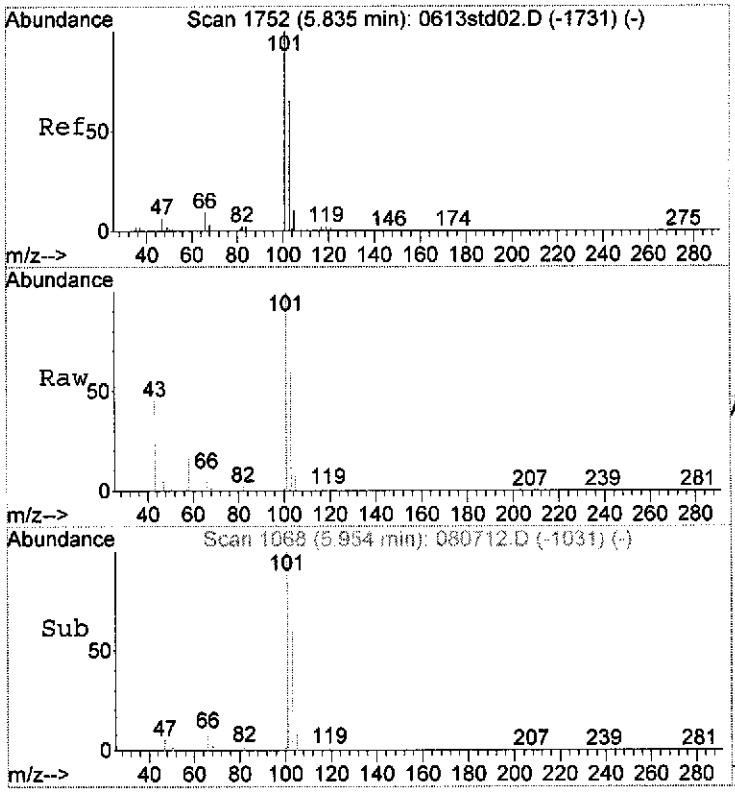

#11
Trichlorofluoromethane
Concen: 0.21 ppbV
RT: 5.95 min Scan# 1068
Delta R.T. 0.00 min
Lab File: 080712.D
Acq: 07 Aug 06 21:38

Tgt Ion:101 Resp: 3226

Ion	Ratio	Lower	Upper
101	100		
101	100.0	80.0	120.0
103	63.5	47.2	70.8

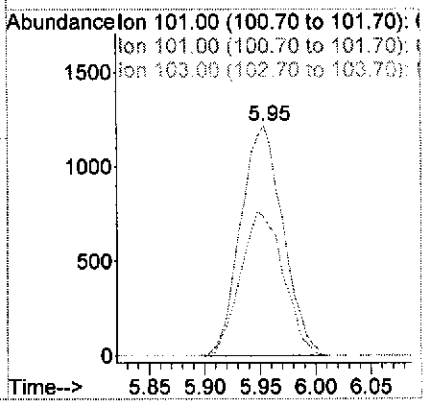

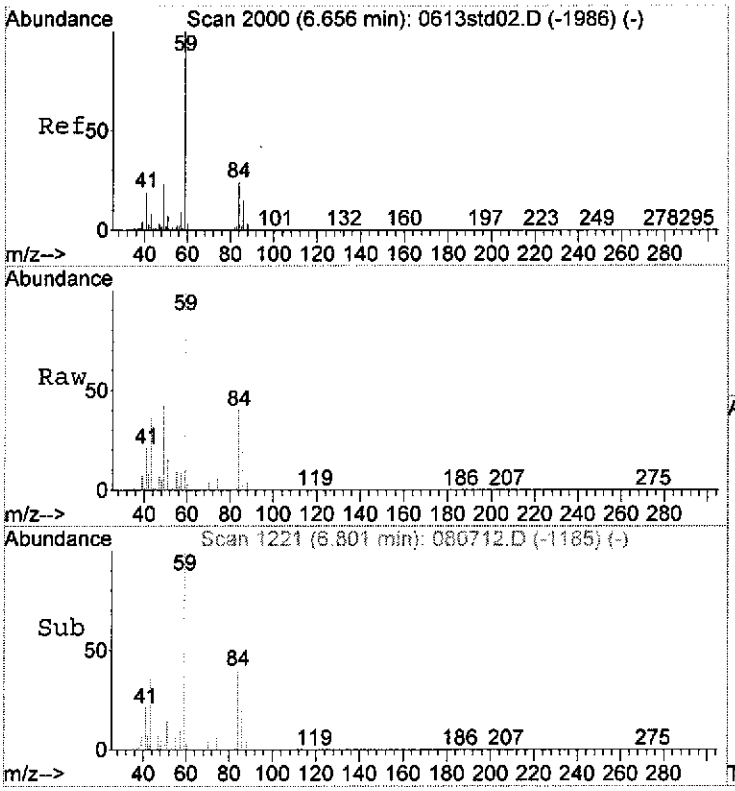

#13
Butyl_Alcohol,_tert
Concen: 4.67 ppbV m
RT: 6.80 min Scan# 1221
Delta R.T. -0.00 min
Lab File: 080712.D
Acq: 07 Aug 06 21:38

Tgt Ion: 59 Resp: 31429

Ion	Ratio	Lower	Upper
59	100		
59	97.1	80.0	120.0

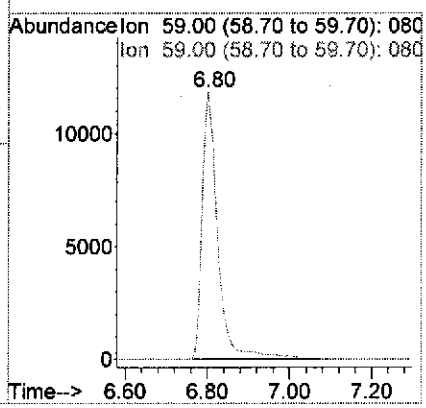

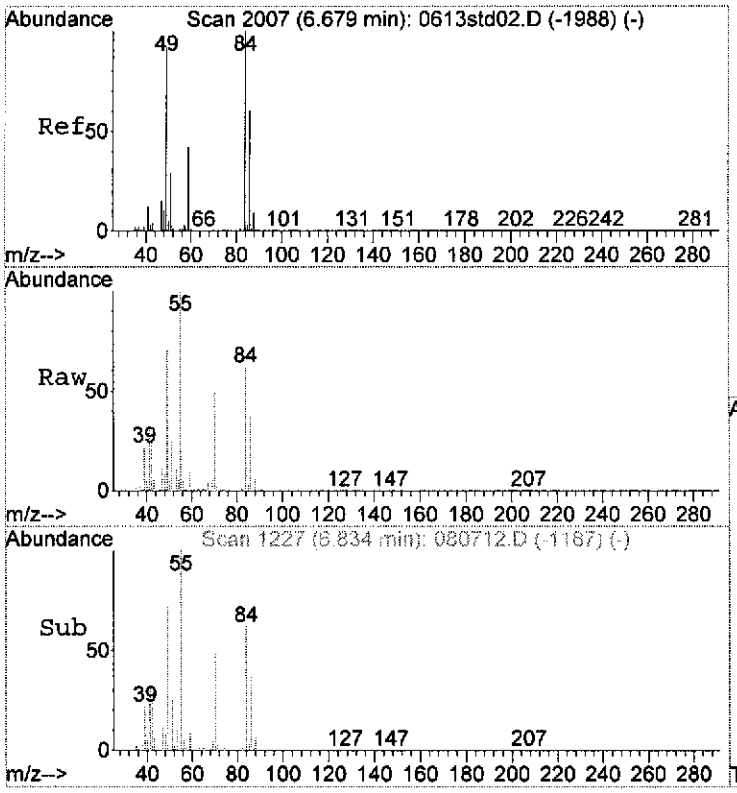

#14
Methylene_chloride
Concen: 5.62 ppbV
RT: 6.83 min Scan# 1227
Delta R.T. 0.02 min
Lab File: 080712.D
Acq: 07 Aug 06 21:38

Tgt Ion: 49 Resp: 68429

Ion	Ratio	Lower	Upper
49	100		
49	100.0	80.0	120.0
84	85.2	68.8	103.2

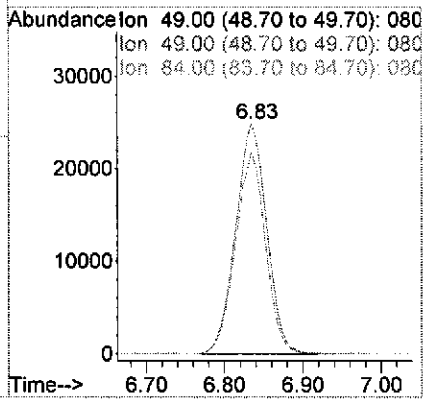

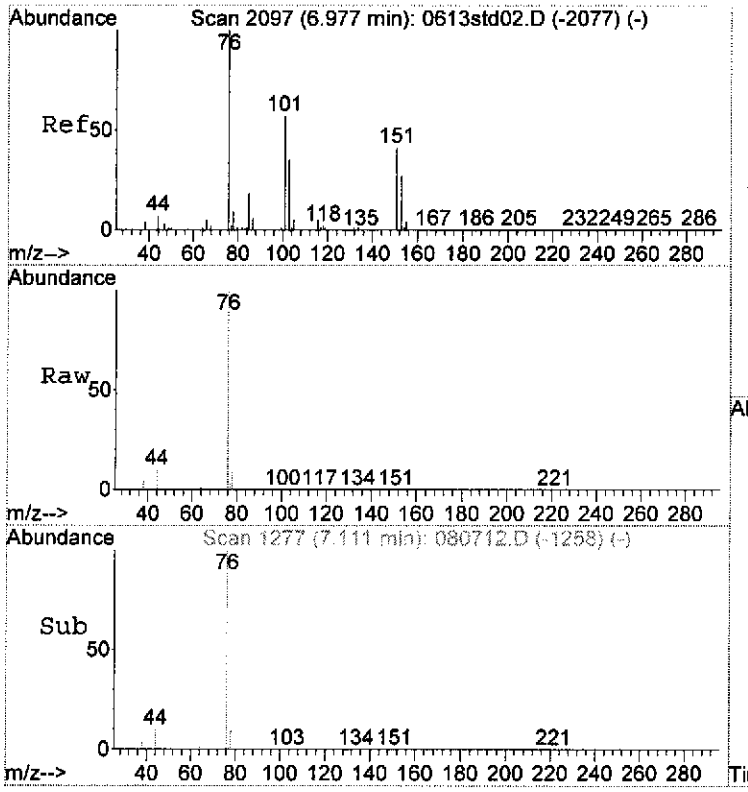

#17
Carbon_disulfide
Concen: 32.16 ppbV
RT: 7.11 min Scan# 1277
Delta R.T. 0.00 min
Lab File: 080712.D
Acq: 07 Aug 06 21:38

Tgt Ion: 76 Resp: 1095501

Ion	Ratio	Lower	Upper
76	100		
76	100.0	80.0	120.0
44	0.0	6.0	9.0#

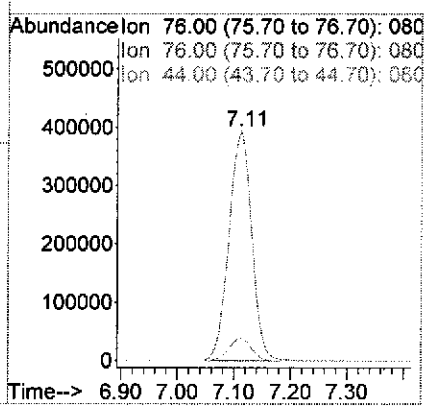

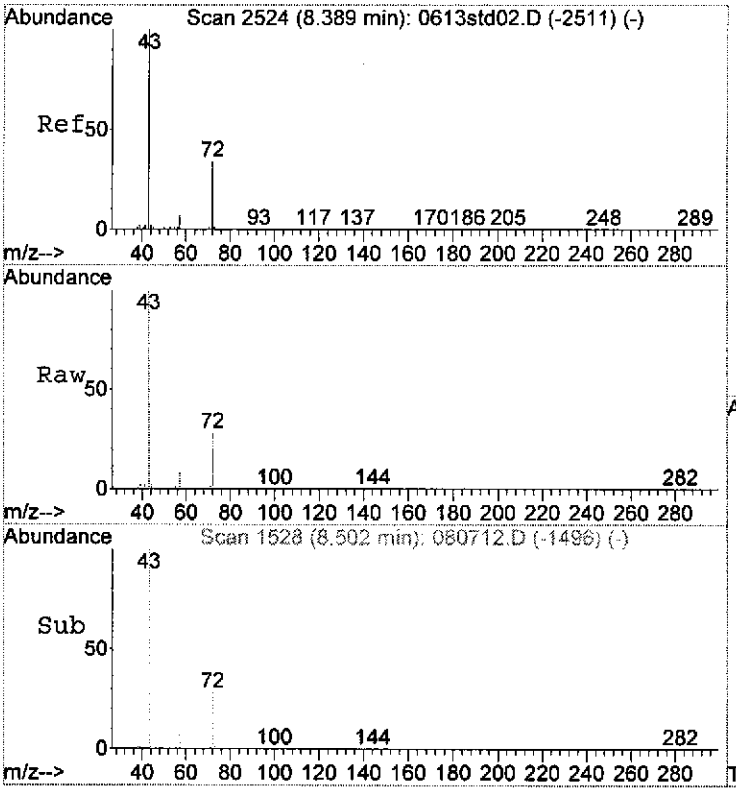

#21
Methyl_ethyl_ketone
Concen: 5.56 ppbV
RT: 8.50 min Scan# 1528
Delta R.T. -0.02 min
Lab File: 080712.D
Acq: 07 Aug 06 21:38

Tgt Ion: 43 Resp: 119903

Ion	Ratio	Lower	Upper
43	100		
43	100.0	80.0	120.0
72	28.7	24.0	36.0

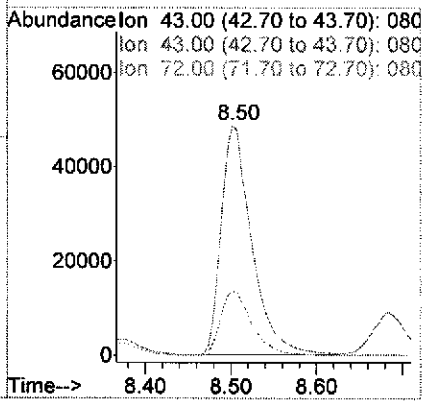

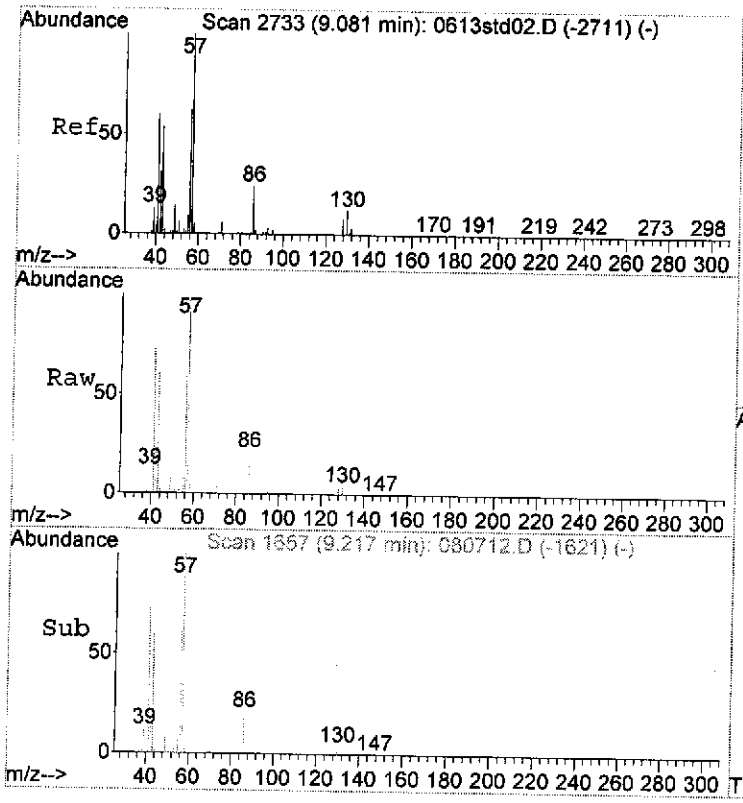

#23
Hexane
Concen: 7.41 ppbV
RT: 9.22 min Scan# 1657
Delta R.T. -0.00 min
Lab File: 080712.D
Acq: 07 Aug 06 21:38

Tgt Ion: 57 Resp: 145887

Ion	Ratio	Lower	Upper
57	100		
57	100.0	80.0	120.0
41	77.4	55.2	82.8

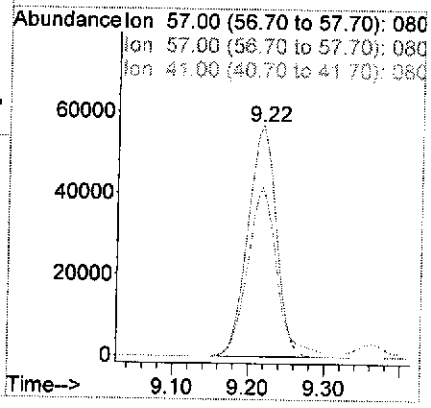

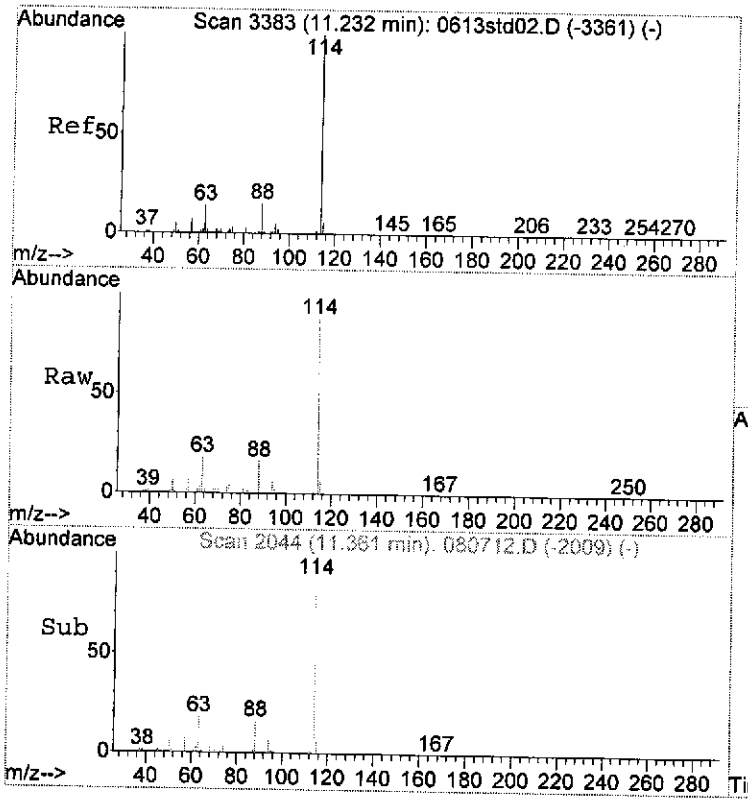

#25
Difluorobenzene,_1,4-_(IS)
Concen: 10.00 ppbV
RT: 11.36 min Scan# 2044
Delta R.T. -0.01 min
Lab File: 080712.D
Acq: 07 Aug 06 21:38

Tgt Ion:114 Resp: 160116

Ion	Ratio	Lower	Upper
114	100		
114	100.0	80.0	120.0
63	18.2	16.0	24.0

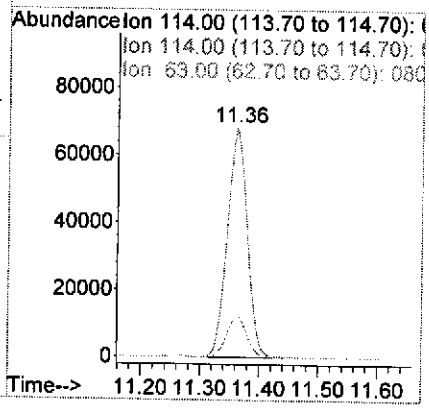

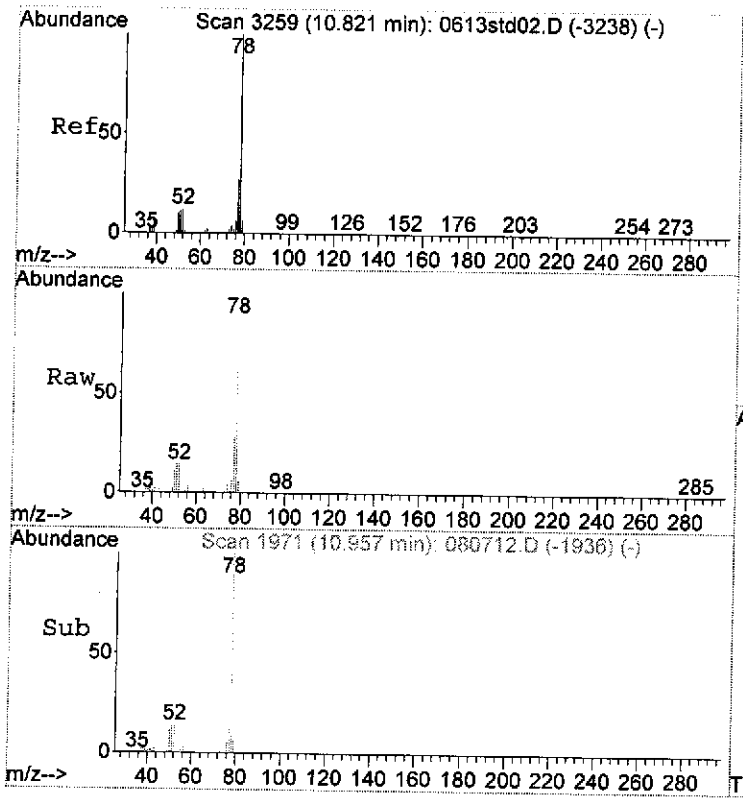

#28
Benzene
Concen: 3.62 ppbV
RT: 10.96 min Scan# 1971
Delta R.T. -0.01 min
Lab File: 080712.D
Acq: 07 Aug 06 21:38

Tgt Ion: 78 Resp: 158800

Ion	Ratio	Lower	Upper
78	100		
78	100.0	80.0	120.0
77	0.0	28.0	42.0#

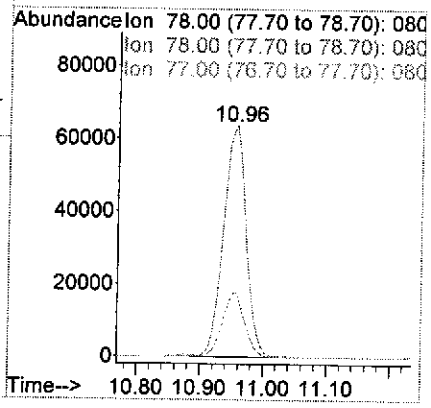

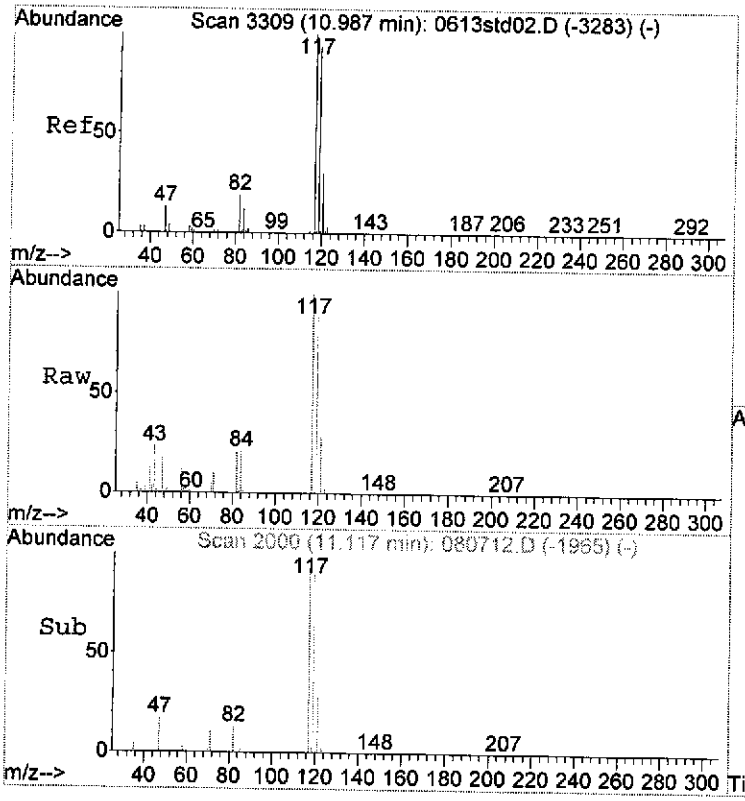

#29
Carbon_tetrachloride
Concen: 0.23 ppbV
RT: 11.12 min Scan# 2000
Delta R.T. -0.01 min
Lab File: 080712.D
Acq: 07 Aug 06 21:38

Tgt Ion:117 Resp: 3927

Ion	Ratio	Lower	Upper
117	100		
117	100.0	80.0	120.0
119	95.8	75.2	112.8

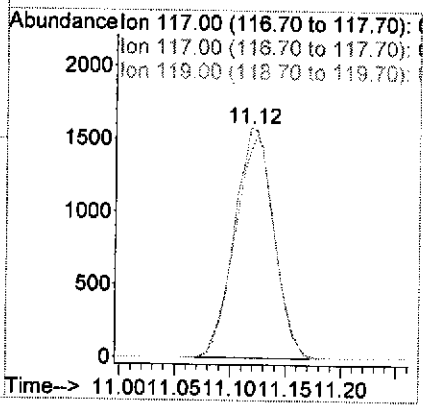

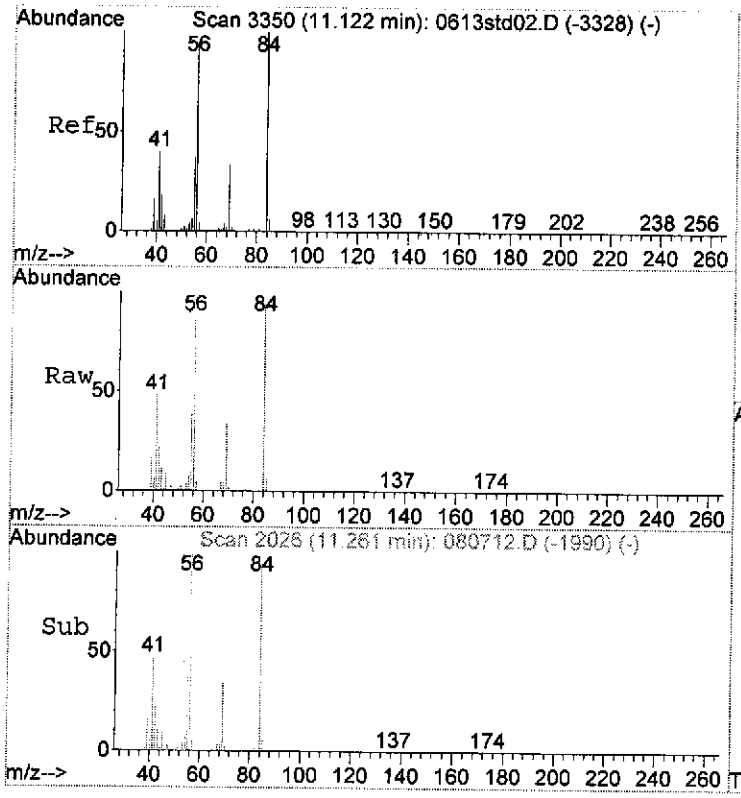

#30
Cyclohexane
Concen: 15.74 ppbV
RT: 11.26 min Scan# 2026
Delta R.T. -0.00 min
Lab File: 080712.D
Acq: 07 Aug 06 21:38

Tgt Ion: 56 Resp: 386730

Ion	Ratio	Lower	Upper
56	100		
56	100.0	80.0	120.0
84	93.4	68.0	102.0

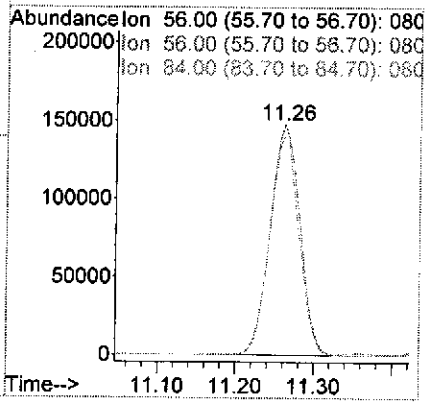

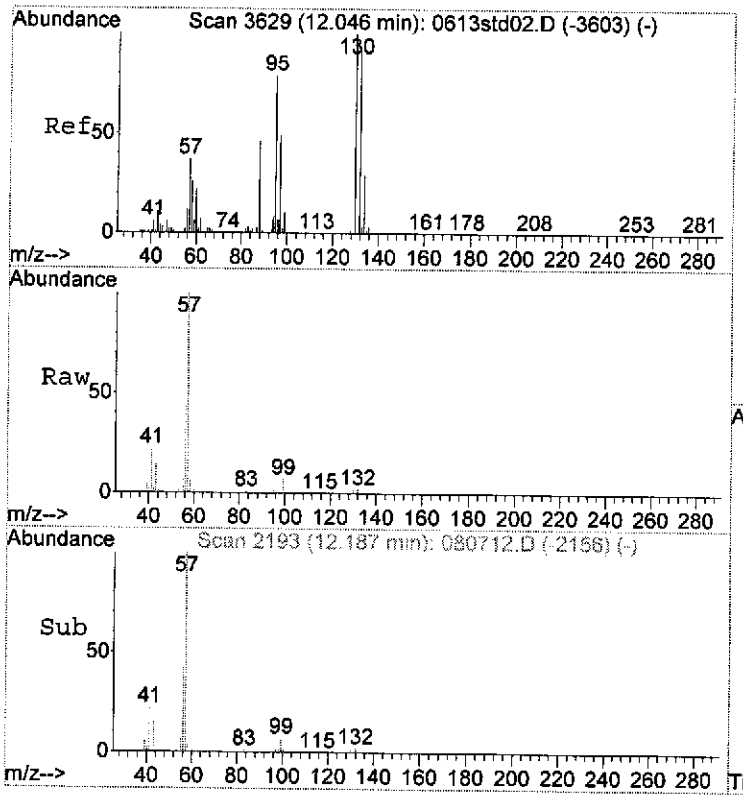

#33
Trichloroethylene
Concen: 0.49 ppbV
RT: 12.19 min Scan# 2193
Delta R.T. 0.00 min
Lab File: 080712.D
Acq: 07 Aug 06 21:38

Tgt Ion:130 Resp: 9233

Ion	Ratio	Lower	Upper
130	100		
130	100.0	80.0	120.0
132	95.2	67.2	100.8

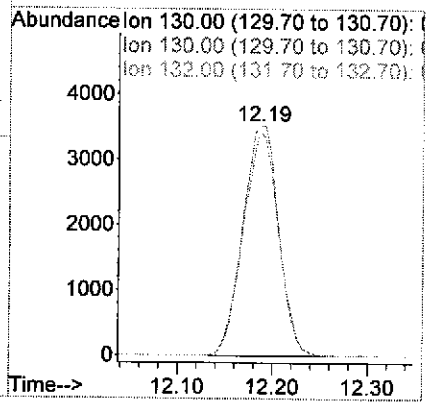

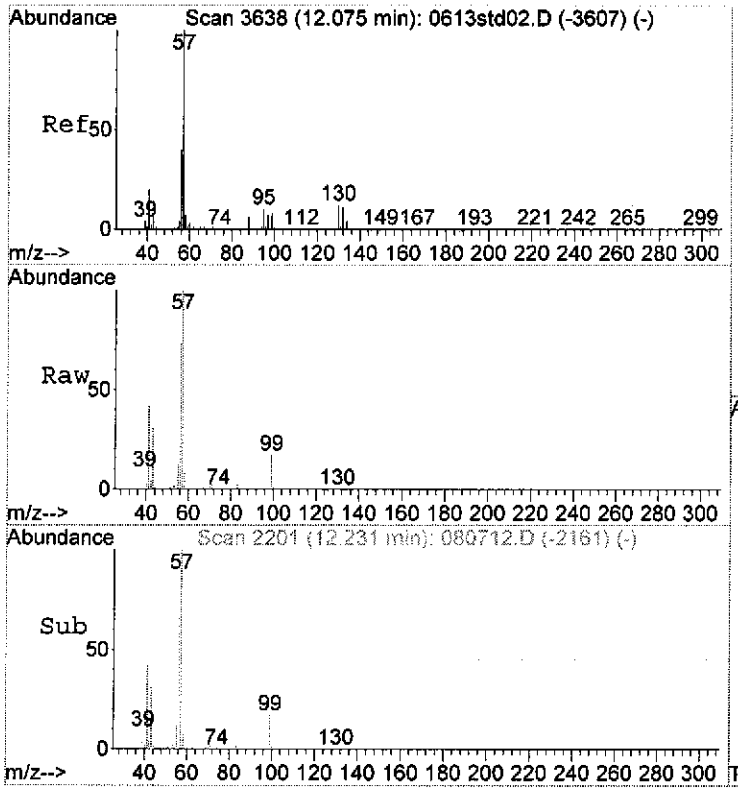

#34
Trimethylpentane,_2,2,4-
Concen: 105.61 ppbV
RT: 12.23 min Scan# 2201
Delta R.T. 0.02 min
Lab File: 080712.D
Acq: 07 Aug 06 21:38

Tgt Ion: 57 Resp: 2889664

Ion	Ratio	Lower	Upper
57	100		
57	100.0	80.0	120.0
56	0.0	34.4	51.6#

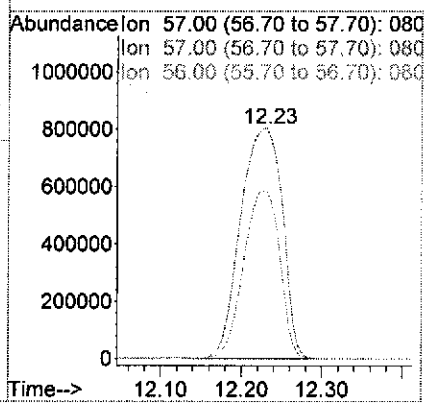

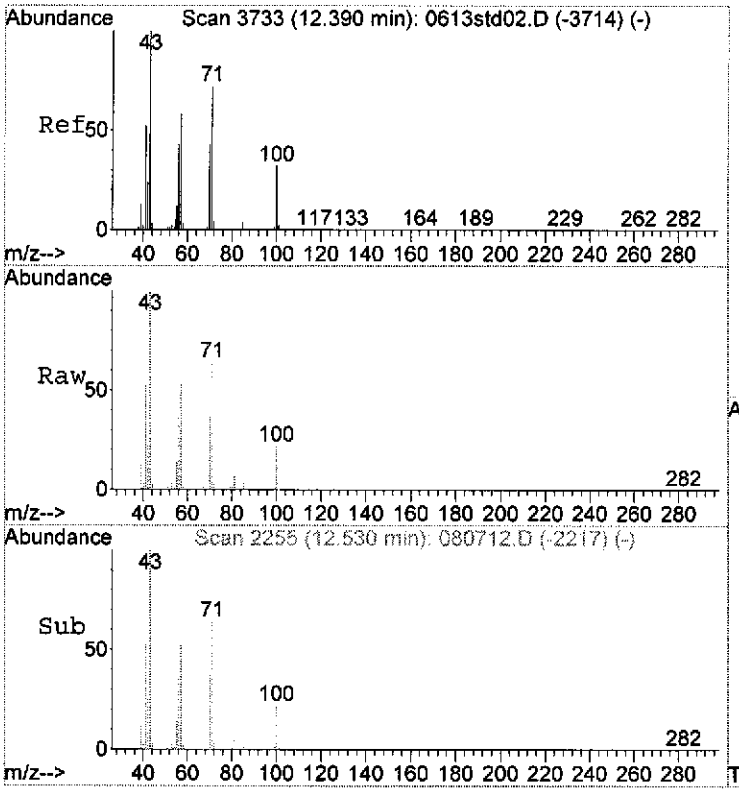

#35
Heptane
Concen: 2.88 ppbV
RT: 12.53 min Scan# 2255
Delta R.T. 0.01 min
Lab File: 080712.D
Acq: 07 Aug 06 21:38

Tgt Ion: 43 Resp: 73831

Ion	Ratio	Lower	Upper
43	100		
43	100.0	80.0	120.0
71	60.6	51.2	76.8

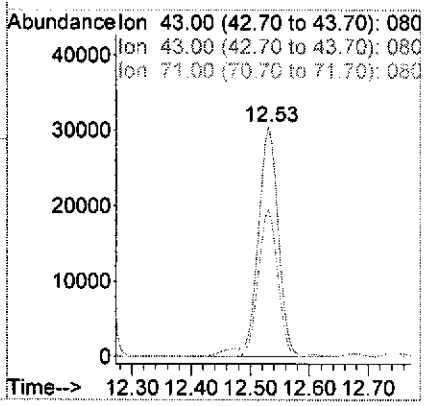

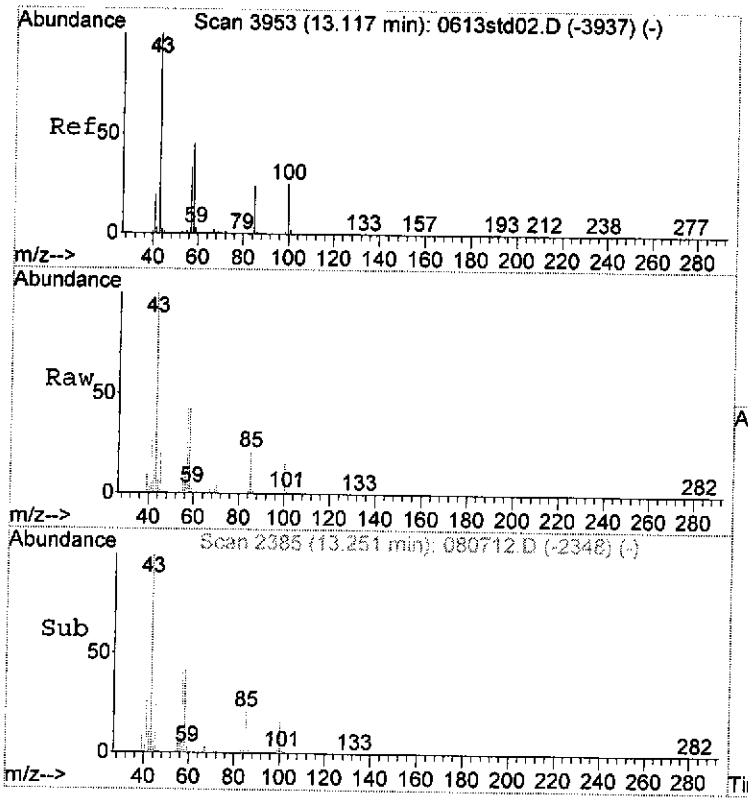

#37
Methyl_isobutyl_ketone
Concen: 0.80 ppbV
RT: 13.25 min Scan# 2385
Delta R.T. 0.00 min
Lab File: 080712.D
Acq: 07 Aug 06 21:38

Tgt Ion: 43 Resp: 22550

Ion	Ratio	Lower	Upper
43	100		
43	100.0	80.0	120.0
58	38.8	36.8	55.2

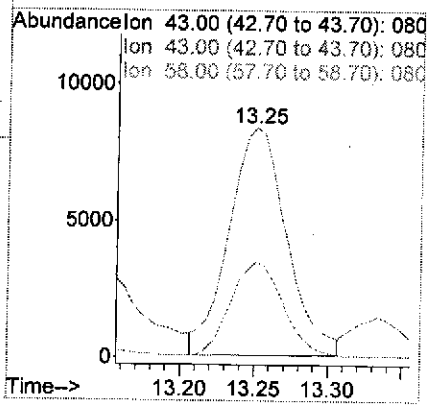

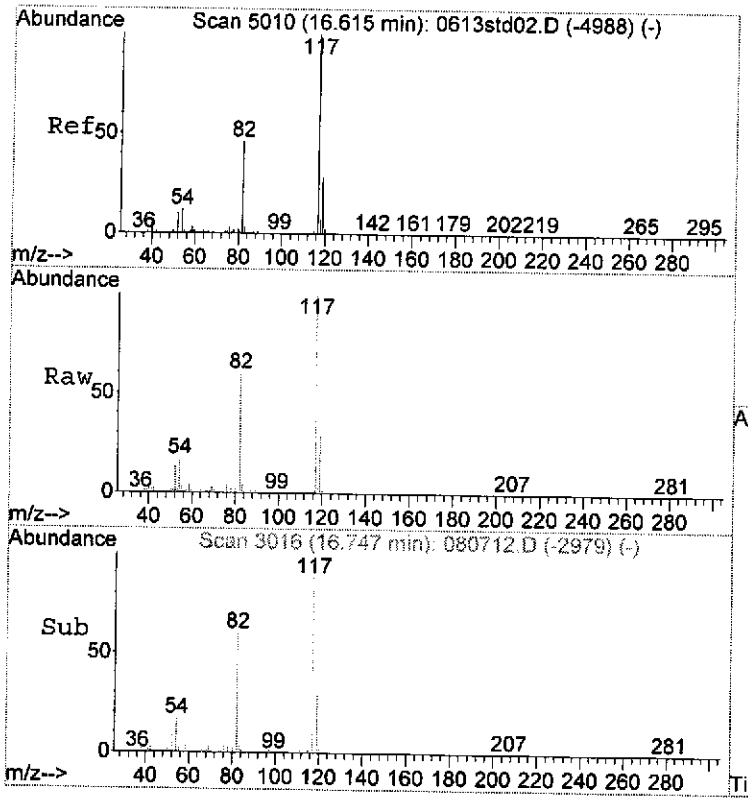

#40
Chlorobenzene,_d-5__(IS)
Concen: 10.00 ppbV
RT: 16.75 min Scan# 3016
Delta R.T. 0.01 min
Lab File: 080712.D
Acq: 07 Aug 06 21:38

Tgt Ion:117 Resp: 127538

Ion	Ratio	Lower	Upper
117	100		
117	100.0	80.0	120.0
82	59.3	49.6	74.4

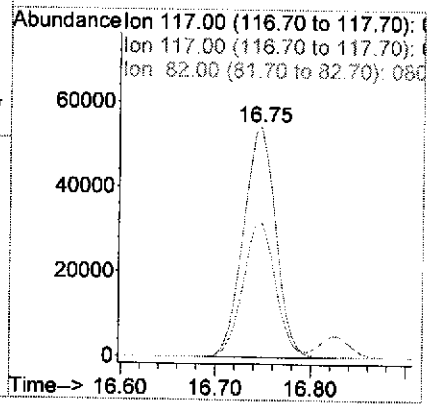

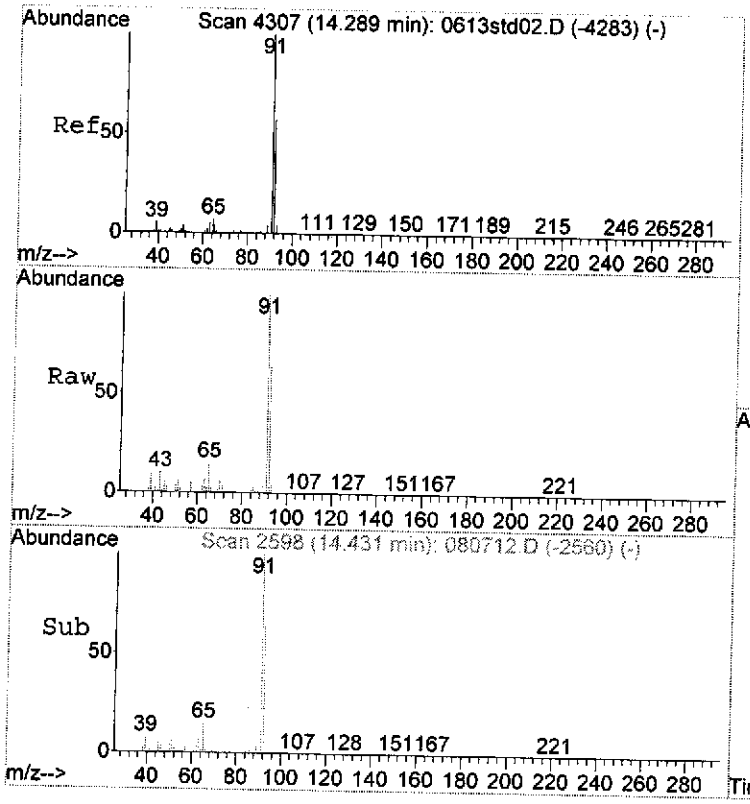

#41
Toluene
Concen: 33.21 ppbV
RT: 14.43 min Scan# 2598
Delta R.T. 0.01 min
Lab File: 080712.D
Acq: 07 Aug 06 21:38

Tgt Ion: 91 Resp: 1625386

Ion	Ratio	Lower	Upper
91	100		
91	100.0	80.0	120.0
92	62.4	51.2	76.8

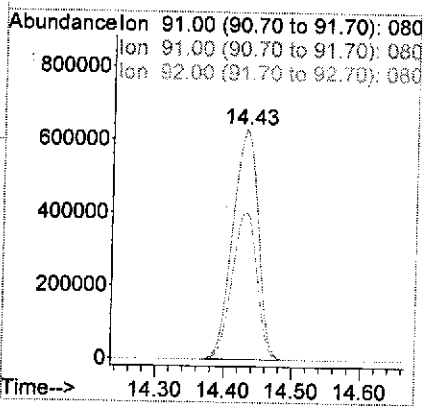

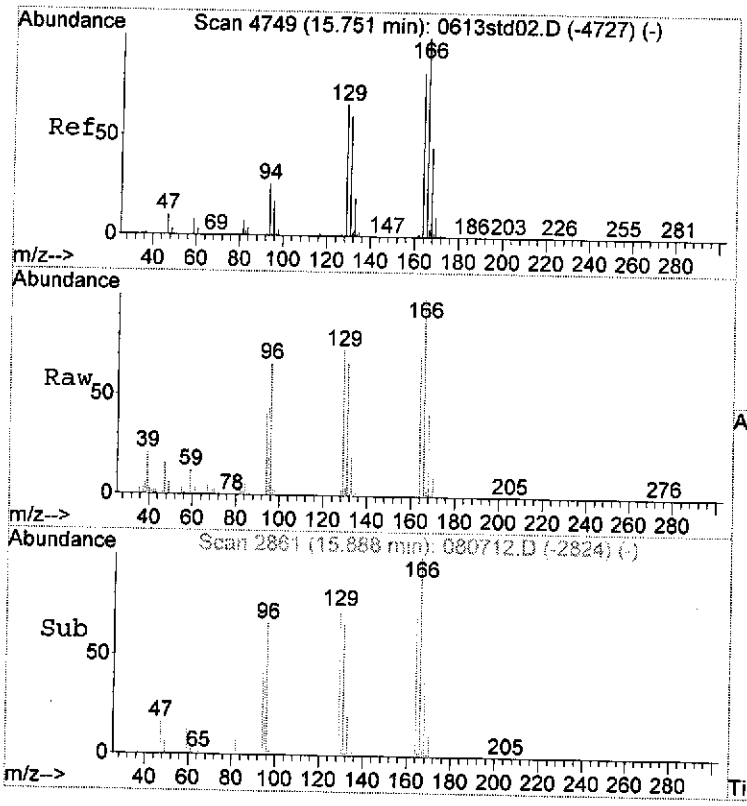

#44
Tetrachloroethylene
Concen: 0.40 ppbV
RT: 15.89 min Scan# 2861
Delta R.T. 0.00 min
Lab File: 080712.D
Acq: 07 Aug 06 21:38

Tgt Ion:166 Resp: 7000

Ion	Ratio	Lower	Upper
166	100		
166	100.0	80.0	120.0
164	75.9	72.8	109.2

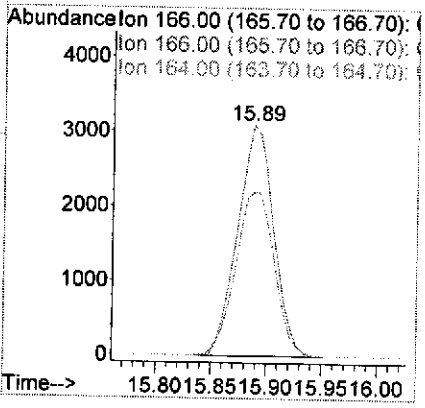

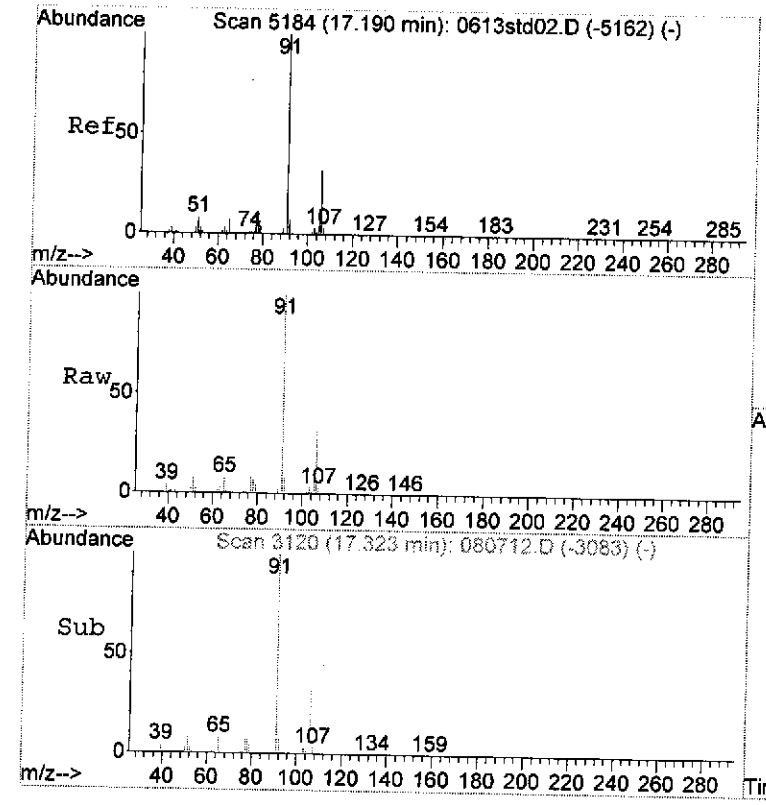

#46
Ethylbenzene
Concen: 4.33 ppbV
RT: 17.32 min Scan# 3120
Delta R.T. 0.01 min
Lab File: 080712.D
Acq: 07 Aug 06 21:38

Tgt Ion: 91 Resp: 244424

Ion	Ratio	Lower	Upper
91	100		
91	100.0	80.0	120.0
106	33.0	30.4	45.6

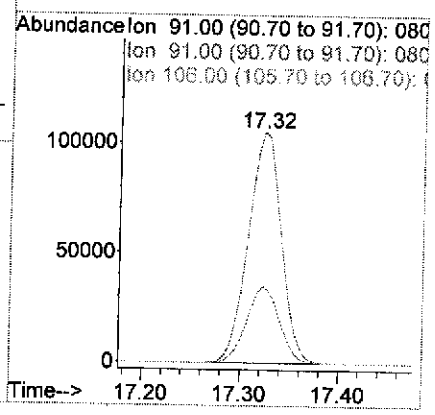

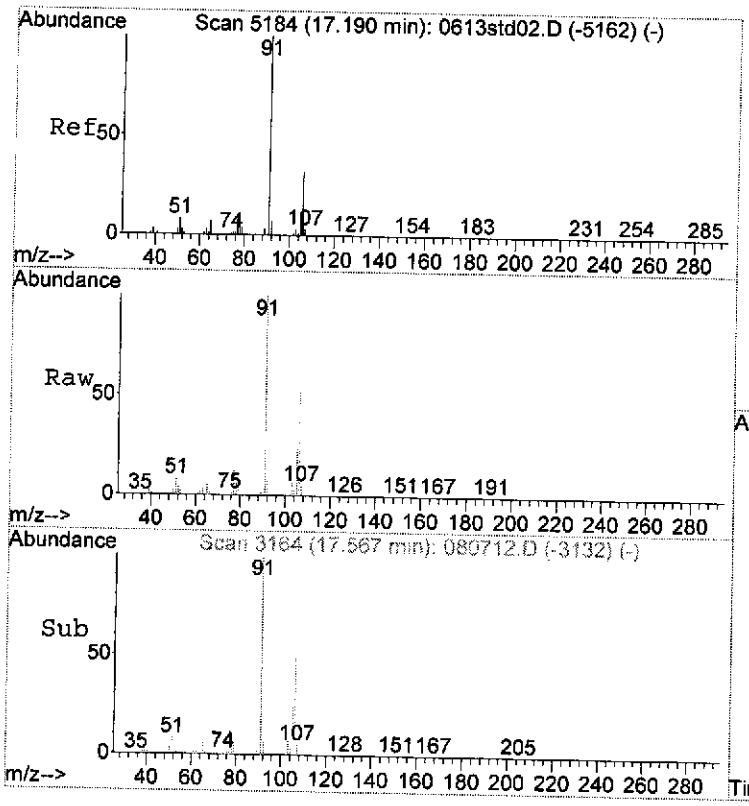

#47
Xylene,_m_&_p-
Concen: 9.94 ppbV
RT: 17.57 min Scan# 3164
Delta R.T. -0.02 min
Lab File: 080712.D
Acq: 07 Aug 06 21:38

Tgt Ion: 91 Resp: 888705

Ion	Ratio	Lower	Upper
91	100		
91	100.0	80.0	120.0
106	52.5	44.0	66.0

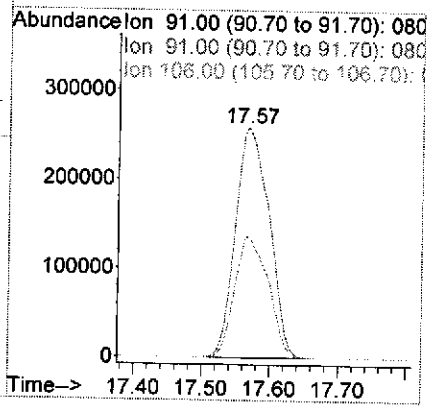

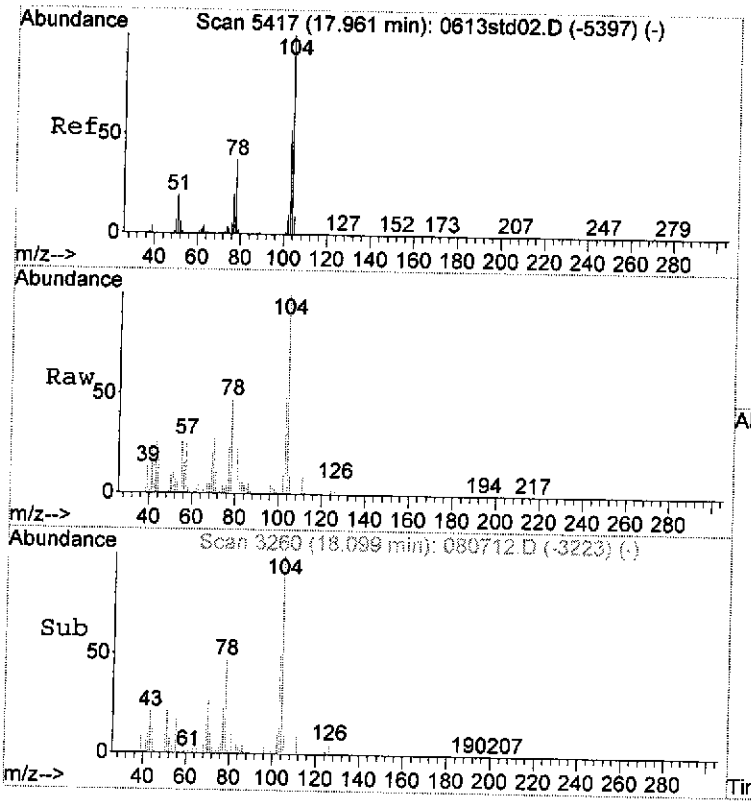

#49
Styrene
Concen: 0.57 ppbV
RT: 18.10 min Scan# 3260
Delta R.T. 0.01 min
Lab File: 080712.D
Acq: 07 Aug 06 21:38

Tgt Ion:104 Resp: 19918

Ion	Ratio	Lower	Upper
104	100		
104	100.0	80.0	120.0
103	0.0	48.0	72.0#

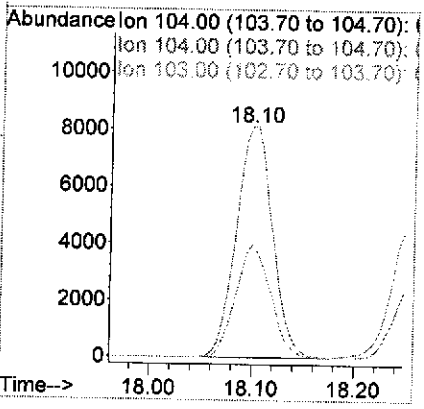

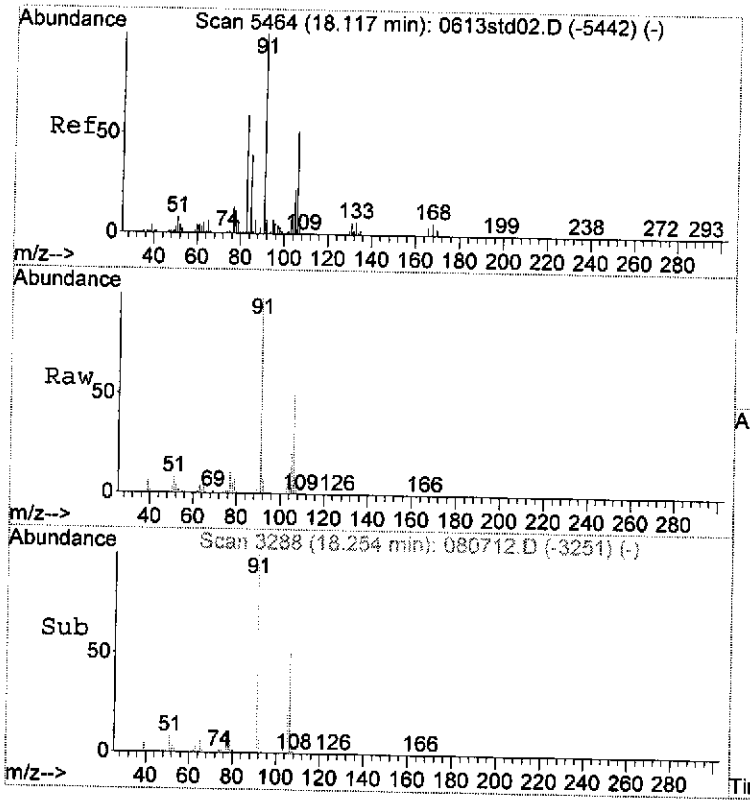

#51
Xylene,_o-
Concen: 4.07 ppbV
RT: 18.25 min Scan# 3288
Delta R.T. 0.01 min
Lab File: 080712.D
Acq: 07 Aug 06 21:38

Tgt Ion: 91 Resp: 189631

Ion	Ratio	Lower	Upper
91	100		
91	100.0	80.0	120.0
106	49.6	40.0	60.0

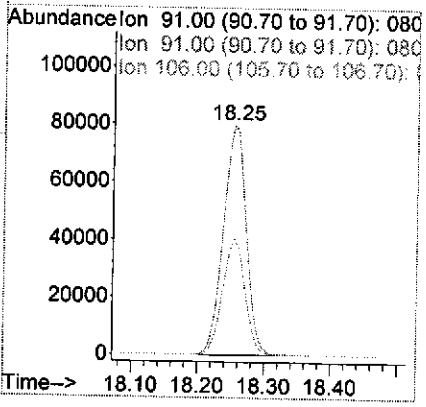

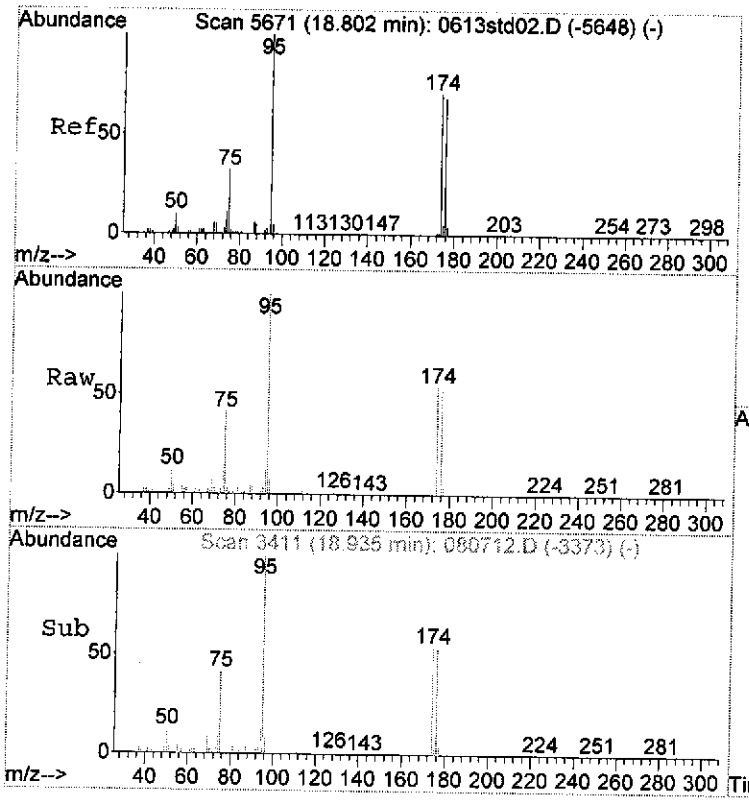

#52
Bromofluorobenzene_(tune_std)
Concen: 4.07 ppbV
RT: 18.94 min Scan# 3411
Delta R.T. 0.01 min
Lab File: 080712.D
Acq: 07 Aug 06 21:38

Tgt Ion: 95 Resp: 74982

Ion	Ratio	Lower	Upper
95	100		
95	100.0	80.0	120.0
174	56.1	47.2	70.8

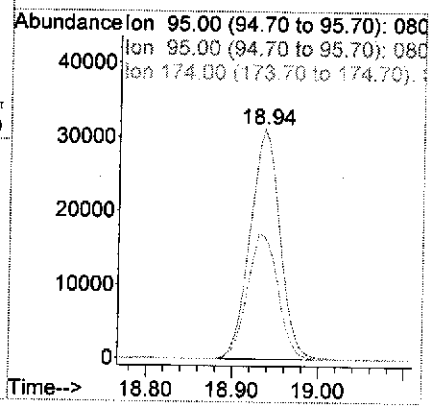

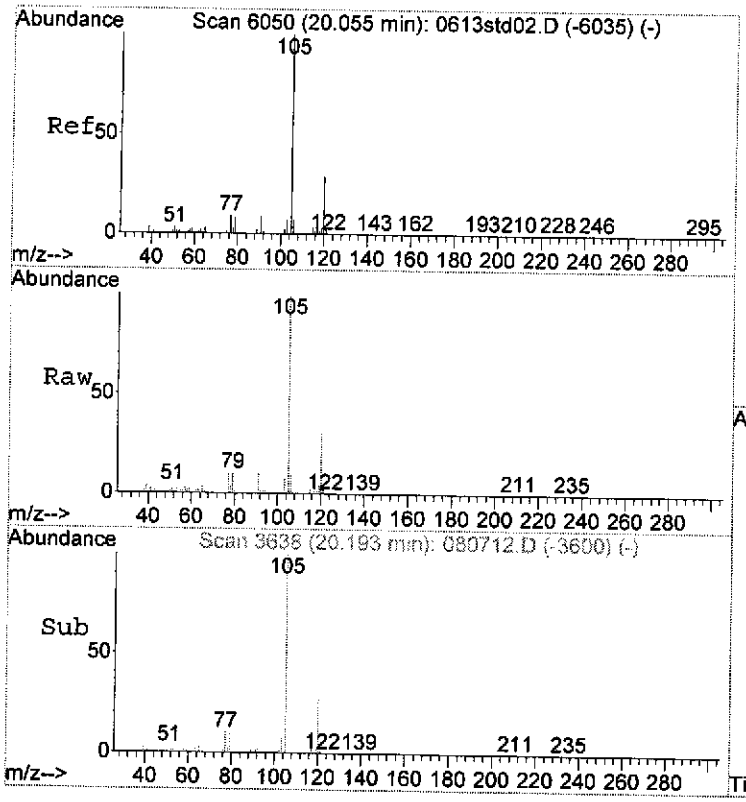

#54
Ethyltoluene,_4-
Concen: 1.98 ppbV
RT: 20.19 min Scan# 3638
Delta R.T. 0.01 min
Lab File: 080712.D
Acq: 07 Aug 06 21:38

Tgt Ion:105 Resp: 111360

Ion	Ratio	Lower	Upper
105	100		
105	100.0	80.0	120.0
120	31.6	28.0	42.0

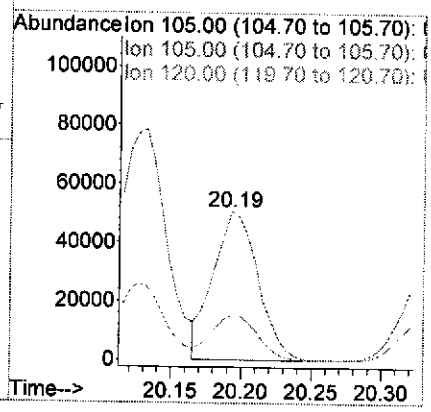

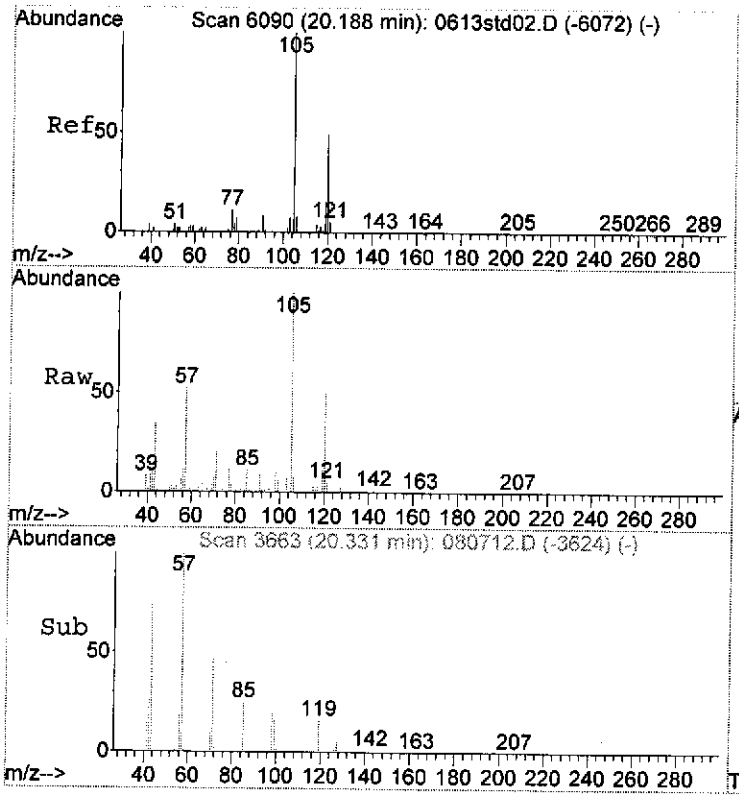

#55
Trimethylbenzene,_1,3,5-
Concen: 1.42 ppbV
RT: 20.33 min Scan# 3663
Delta R.T. 0.02 min
Lab File: 080712.D
Acq: 07 Aug 06 21:38

Tgt Ion:105 Resp: 69240

Ion	Ratio	Lower	Upper
105	100		
105	100.0	80.0	120.0
120	50.1	46.4	69.6

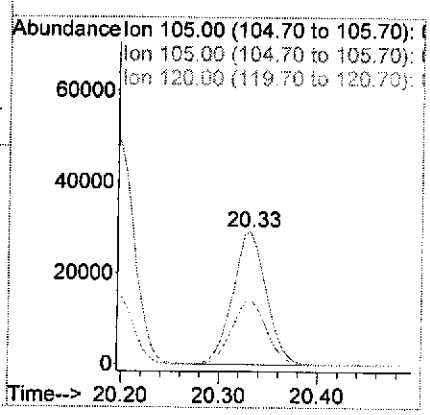

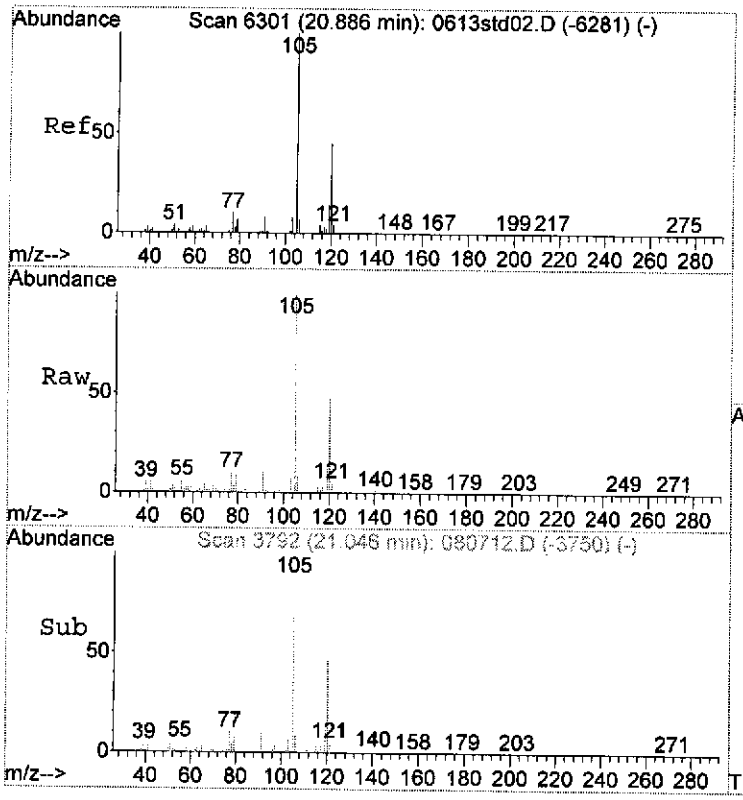

#56
Trimethylbenzene,_1,2,4-
Concen: 6.41 ppbV
RT: 21.05 min Scan# 3792
Delta R.T. 0.03 min
Lab File: 080712.D
Acq: 07 Aug 06 21:38

Tgt Ion:105 Resp: 301403

Ion	Ratio	Lower	Upper
105	100		
105	100.0	80.0	120.0
120	48.3	41.6	62.4

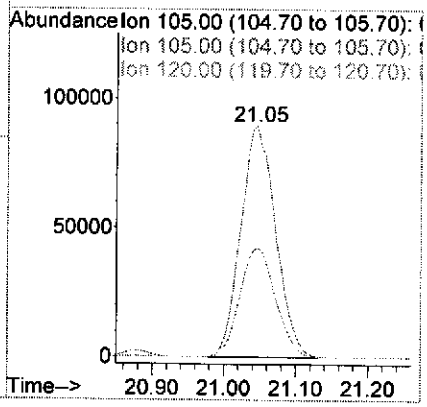

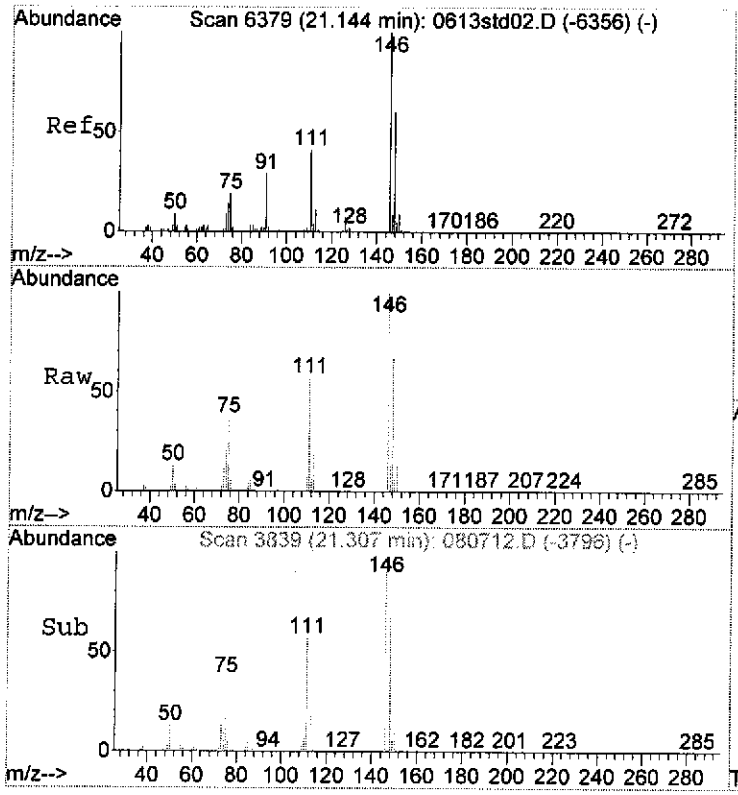

#57
Dichlorobenzene,_1,3-
Concen: 71.48 ppbV
RT: 21.31 min Scan# 3839
Delta R.T. 0.04 min
Lab File: 080712.D
Acq: 07 Aug 06 21:38

Tgt Ion:146 Resp: 2247252

Ion	Ratio	Lower	Upper
146	100		
146	100.0	80.0	120.0
148	65.2	45.6	68.4

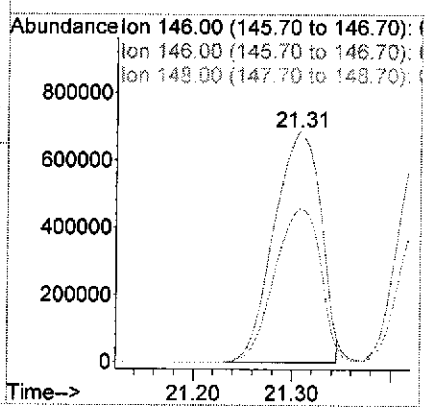

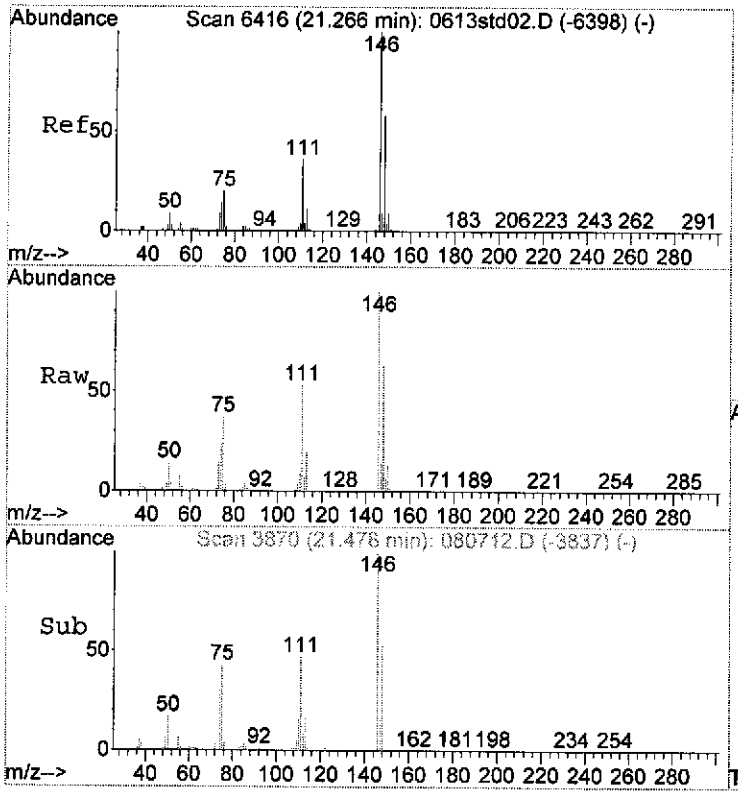

#58
Dichlorobenzene,_1,4-
Concen: 167.42 ppbV
RT: 21.48 min Scan# 3870
Delta R.T. 0.08 min
Lab File: 080712.D
Acq: 07 Aug 06 21:38

Tgt Ion:146 Resp: 5187257

Ion	Ratio	Lower	Upper
146	100		
146	100.0	80.0	120.0
148	63.8	47.2	70.8

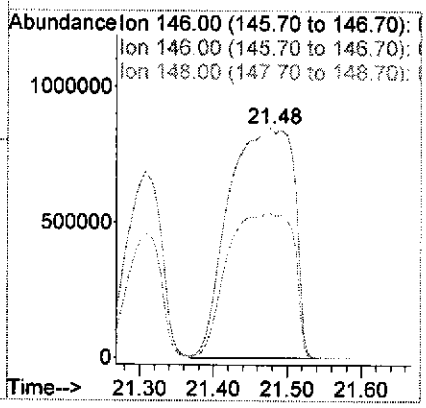

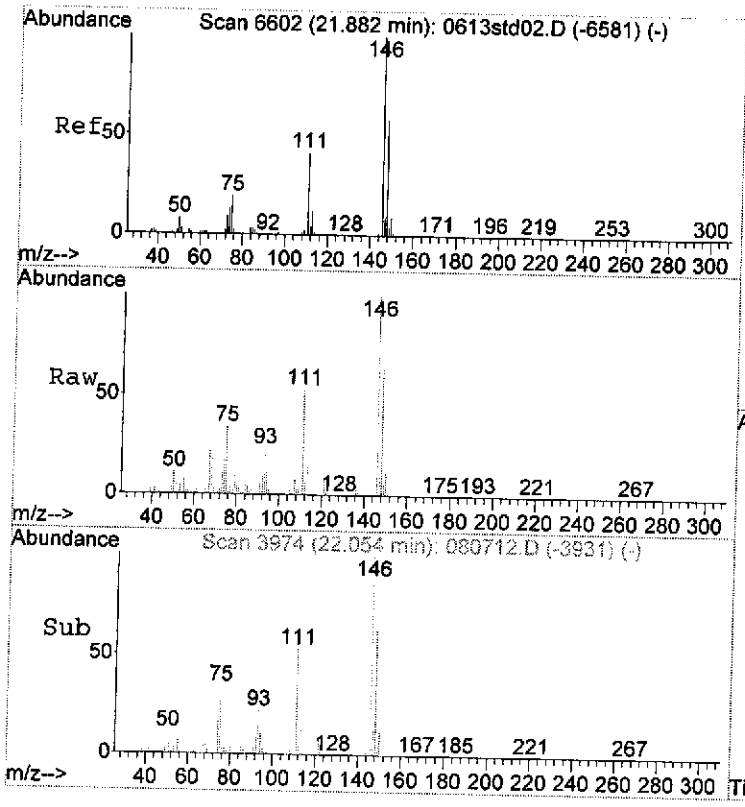

#59
Dichlorobenzene,_1,2-
Concen: 49.68 ppbV
RT: 22.05 min Scan# 3974
Delta R.T. 0.04 min
Lab File: 080712.D
Acq: 07 Aug 06 21:38

Tgt Ion:146 Resp: 1357203

Ion	Ratio	Lower	Upper
146	100		
146	100.0	80.0	120.0
148	61.5	45.6	68.4

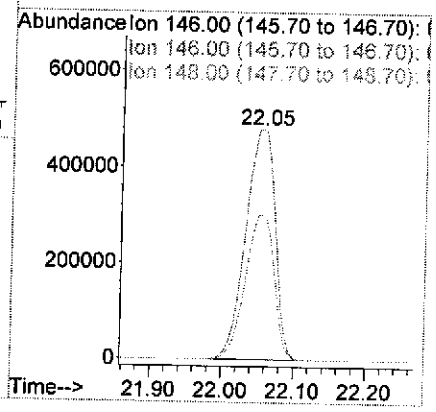

Quantitation Report (QT Reviewed)

Data Path : C:\MSDChem\1\DATA\Aug06\
Data File : 080711.D
Acq On : 07 Aug 06 20:56
Operator : .
Sample : 60419-13 x 25 dil.
Misc : .
ALS Vial : 7 Sample Multiplier: 1

Quant Time: Aug 08 11:02:05 2006
Quant Method : C:\MSDCHEM\1\METHODS\PAL0726.M
Quant Title : TO-15
QLast Update : Tue Aug 01 10:35:23 2006
Response via : Initial Calibration

Internal Standards	R.T.	QIon	Response	Conc	Units	Dev(Min)
1) Bromochloromethane_(IS)	9.17	130	31324	10.00	ppbV	-0.02
25) Difluorobenzene,_1,4-_(IS)	11.35	114	161824	10.00	ppbV	-0.02
40) Chlorobenzene,_d-5__(IS)	16.74	117	131258	10.00	ppbV	0.00
System Monitoring Compounds						
52) Bromofluorobenzene_(tune_s	18.92	95	80320	10.05	ppbV	0.00
Spiked Amount 10.000	Range	75 - 125	Recovery	=	100.50%	
Target Compounds						Qvalue
10) Acetone	5.79	43	58703	4.47	ppbV #	95
17) Carbon_disulfide	7.10	76	41450	1.18	ppbV #	98
23) Hexane	9.20	57	6109	0.30	ppbV	98
30) Cyclohexane	11.25	56	16531	0.67	ppbV	98
34) Trimethylpentane,_2,2,4-	12.20	57	198291	7.17	ppbV	99
41) Toluene	14.41	91	74719	1.48	ppbV	98
47) Xylene,_m_&_p-	17.56	91	37150	0.40	ppbV	98
57) Dichlorobenzene,_1,3-	21.27	146	105311	3.25	ppbV	98
58) Dichlorobenzene,_1,4-	21.40	146	539259	16.91	ppbV	99
59) Dichlorobenzene,_1,2-	22.01	146	68968	2.45	ppbV	98

(#) = qualifier out of range (m) = manual integration (+) = signals summed

Quantitation Report (QT Reviewed)

Data Path : C:\MSDChem\1\DATA\Aug06\
Data File : 080711.D
Acq On : 07 Aug 06 20:56
Operator : .
Sample : 60419-13 x 25 dil.
Misc : .
ALS Vial : 7 Sample Multiplier: 1

Quant Time: Aug 08 11:02:05 2006
Quant Method : C:\MSDCHEM\1\METHODS\PAL0726.M
Quant Title : TO-15
QLast Update : Tue Aug 01 10:35:23 2006
Response via : Initial Calibration

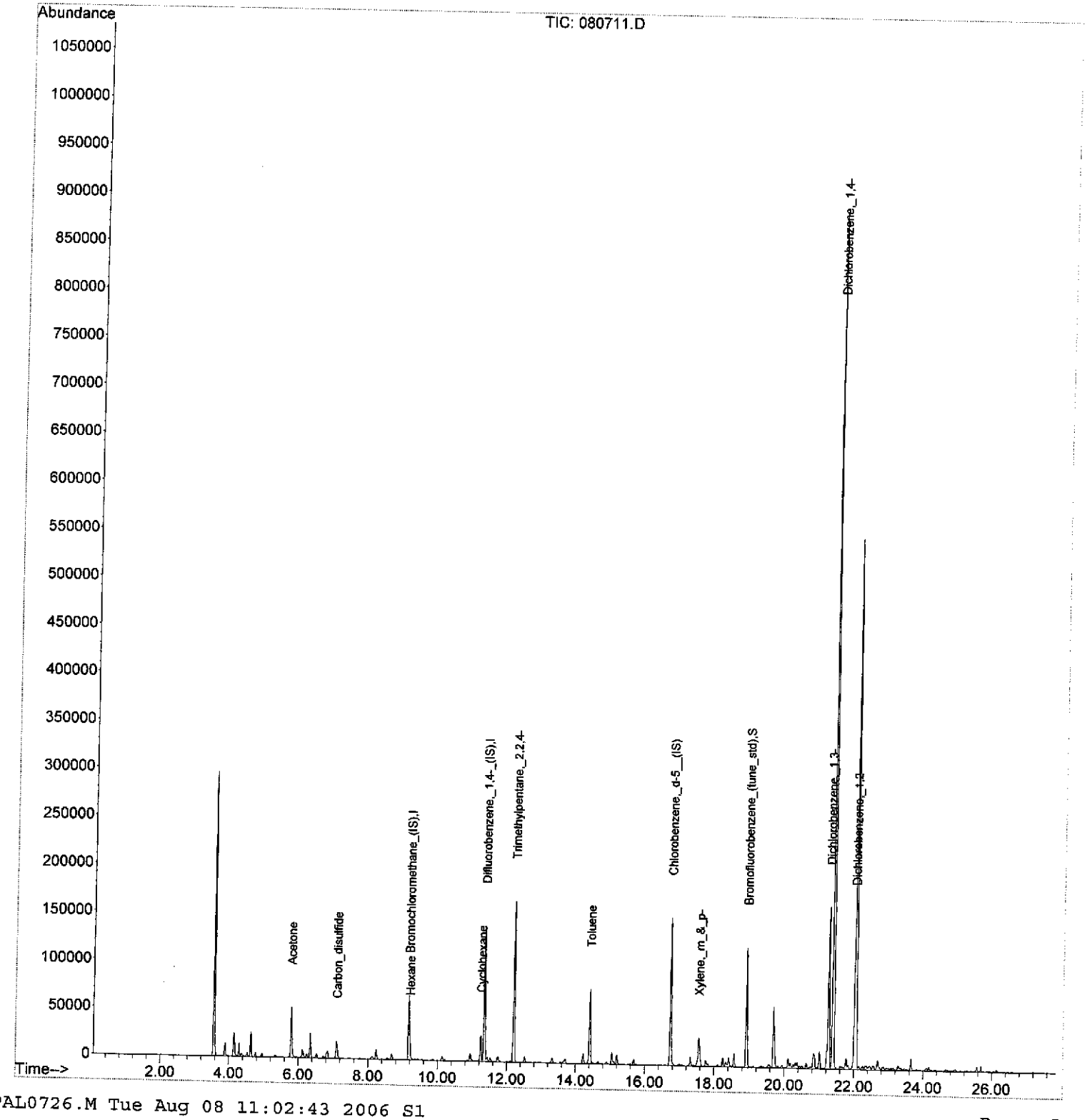

PAL0726.M Tue Aug 08 11:02:43 2006 S1

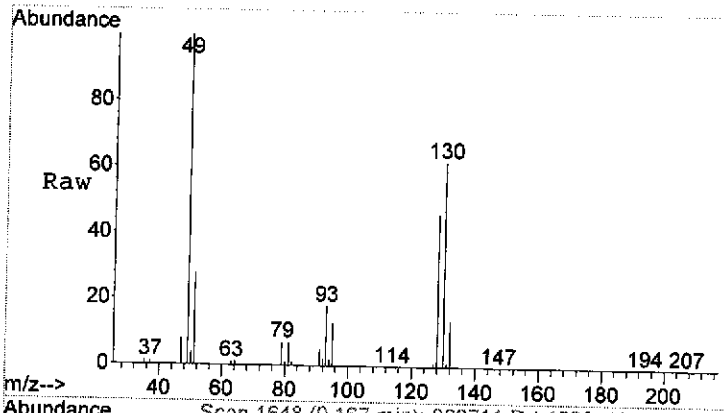

#1
Bromochloromethane_(IS)
Concen: 10.00 ppbV
RT: 9.17 min Scan# 1648
Delta R.T. -0.02 min
Lab File: 080711.D
Acq: 07 Aug 06 20:56

Tgt Ion:130 Resp: 31324

Ion	Ratio	Lower	Upper
130	100		
130	100.0	80.0	120.0
128	79.4	66.4	99.6

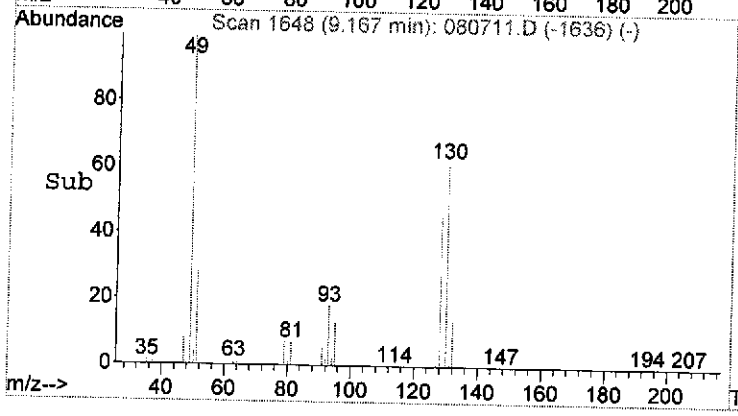

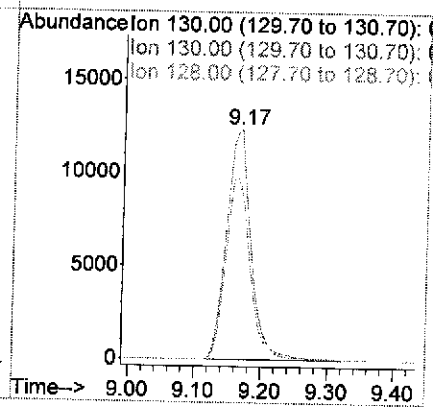

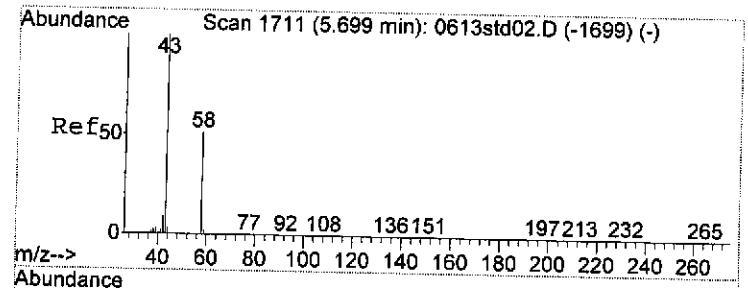

#10
Acetone
Concen: 4.47 ppbV
RT: 5.79 min Scan# 1038
Delta R.T. -0.02 min
Lab File: 080711.D
Acq: 07 Aug 06 20:56

Tgt Ion: 43 Resp: 58703

Ion	Ratio	Lower	Upper
43	100		
43	100.0	80.0	120.0
58	34.7	36.8	55.2#





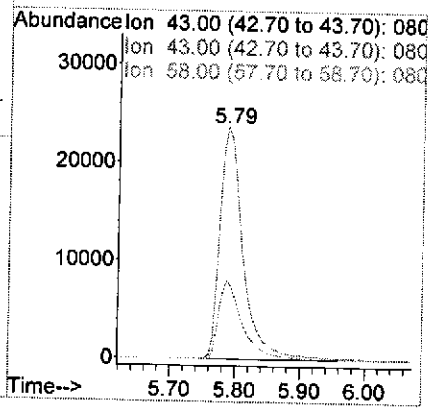

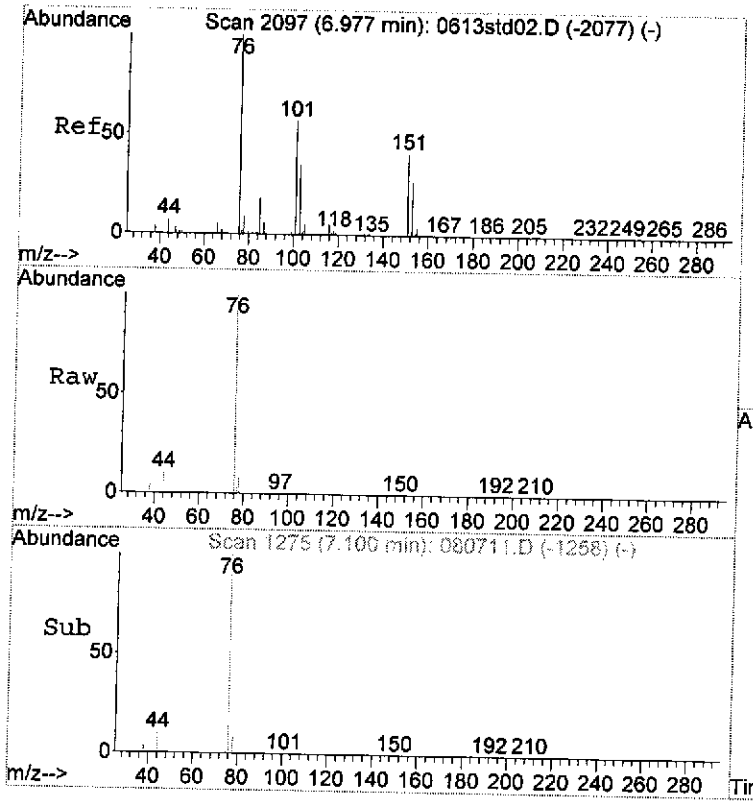

#17
Carbon_disulfide
Concen: 1.18 ppbV
RT: 7.10 min Scan# 1275
Delta R.T. -0.01 min
Lab File: 080711.D
Acq: 07 Aug 06 20:56

Tgt Ion: 76 Resp: 41450

Ion	Ratio	Lower	Upper
76	100		
76	100.0	80.0	120.0
44	0.0	6.0	9.0#

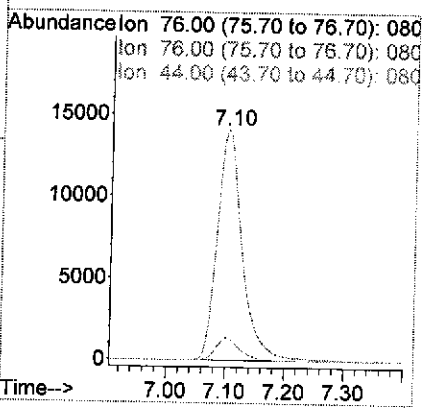

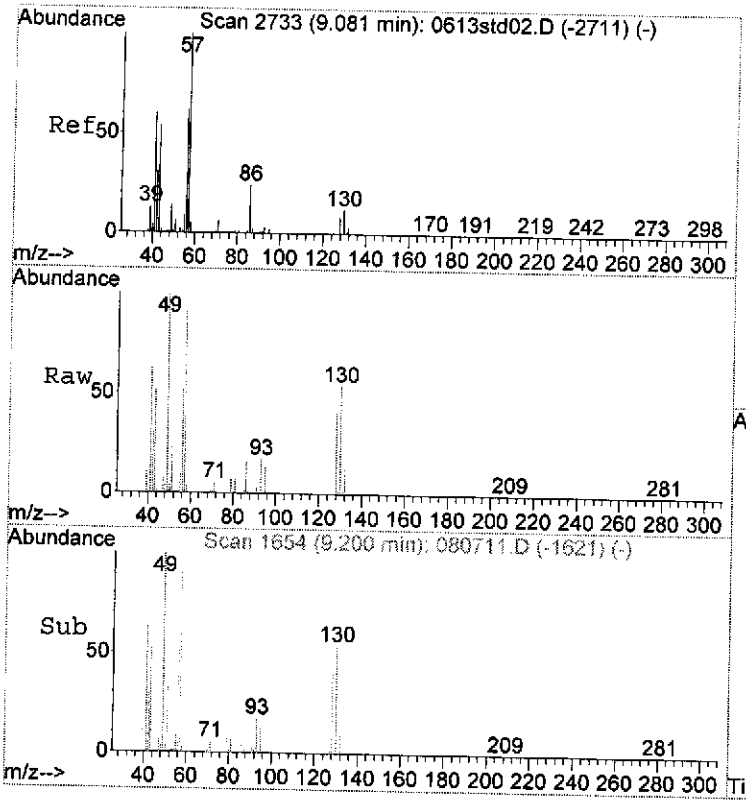

#23
Hexane
Concen: 0.30 ppbV
RT: 9.20 min Scan# 1654
Delta R.T. -0.02 min
Lab File: 080711.D
Acq: 07 Aug 06 20:56

Tgt Ion: 57 Resp: 6109

Ion	Ratio	Lower	Upper
57	100		
57	100.0	80.0	120.0
41	73.6	55.2	82.8

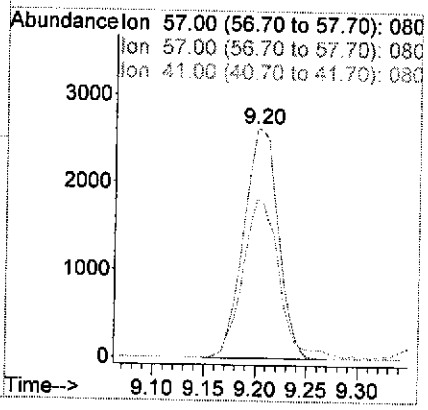

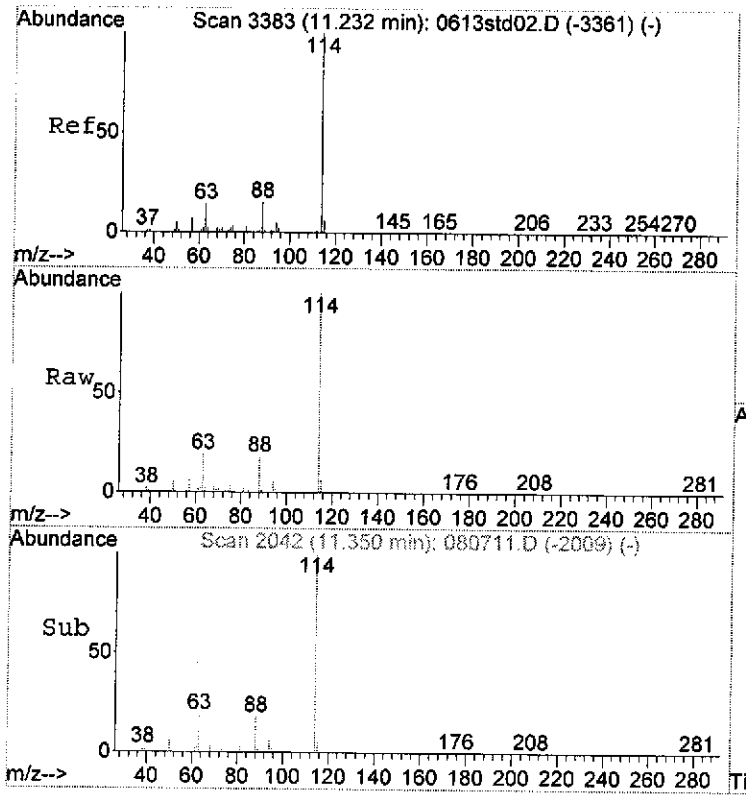

#25
Difluorobenzene,_1,4-_(IS)
Concen: 10.00 ppbV
RT: 11.35 min Scan# 2042
Delta R.T. -0.02 min
Lab File: 080711.D
Acq: 07 Aug 06 20:56

Tgt Ion:114 Resp: 161824

Ion	Ratio	Lower	Upper
114	100		
114	100.0	80.0	120.0
63	18.6	16.0	24.0

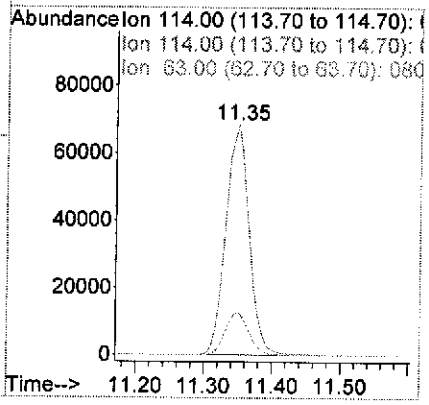

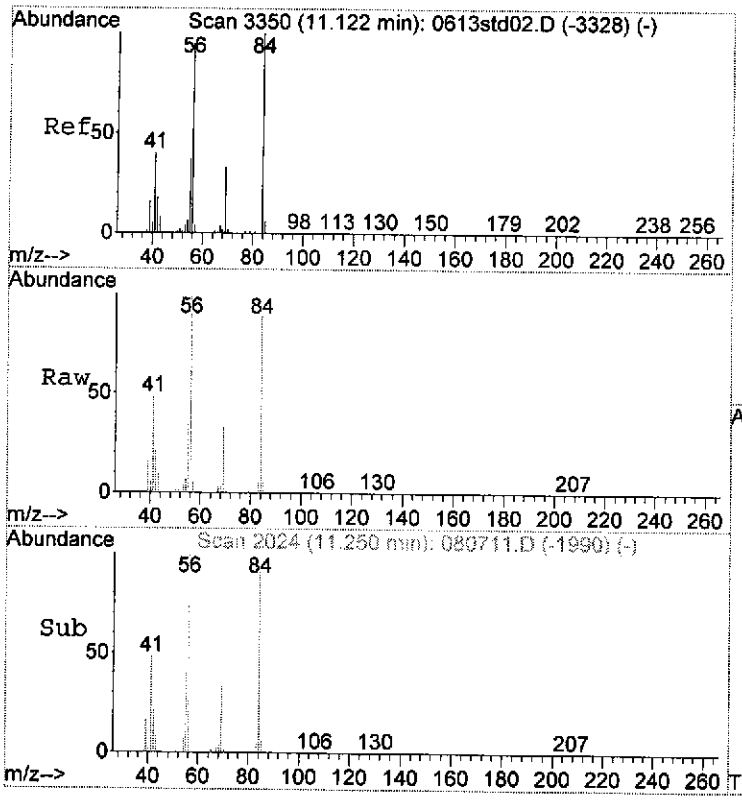

#30
Cyclohexane
Concen: 0.67 ppbV
RT: 11.25 min Scan# 2024
Delta R.T. -0.01 min
Lab File: 080711.D
Acq: 07 Aug 06 20:56

Tgt Ion: 56 Resp: 16531

Ion	Ratio	Lower	Upper
56	100		
56	100.0	80.0	120.0
84	88.3	68.0	102.0

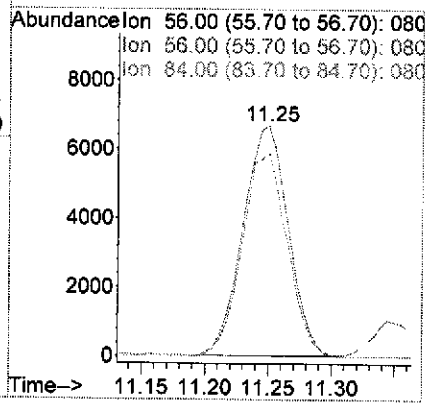

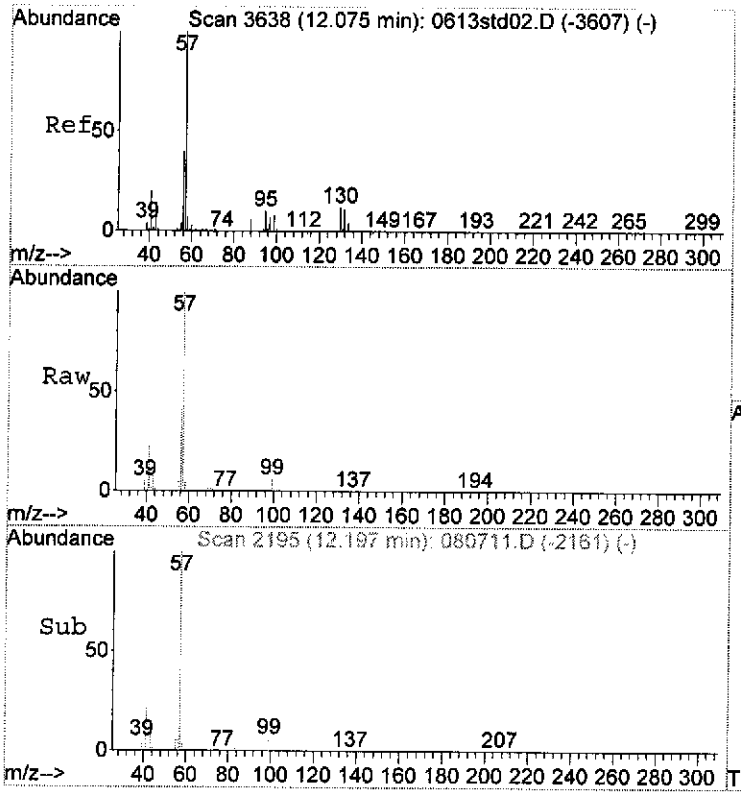

#34
Trimethylpentane,_2,2,4-
Concen: 7.17 ppbV
RT: 12.20 min Scan# 2195
Delta R.T. -0.01 min
Lab File: 080711.D
Acq: 07 Aug 06 20:56

Tgt Ion: 57 Resp: 198291

Ion	Ratio	Lower	Upper
57	100		
57	100.0	80.0	120.0
56	41.7	34.4	51.6

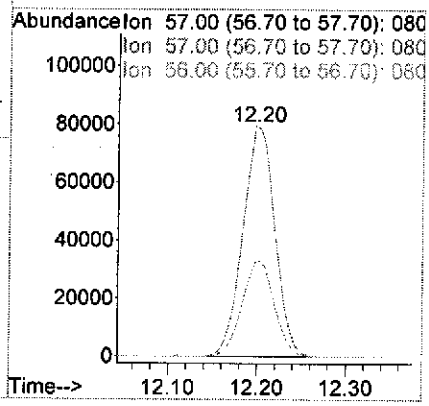

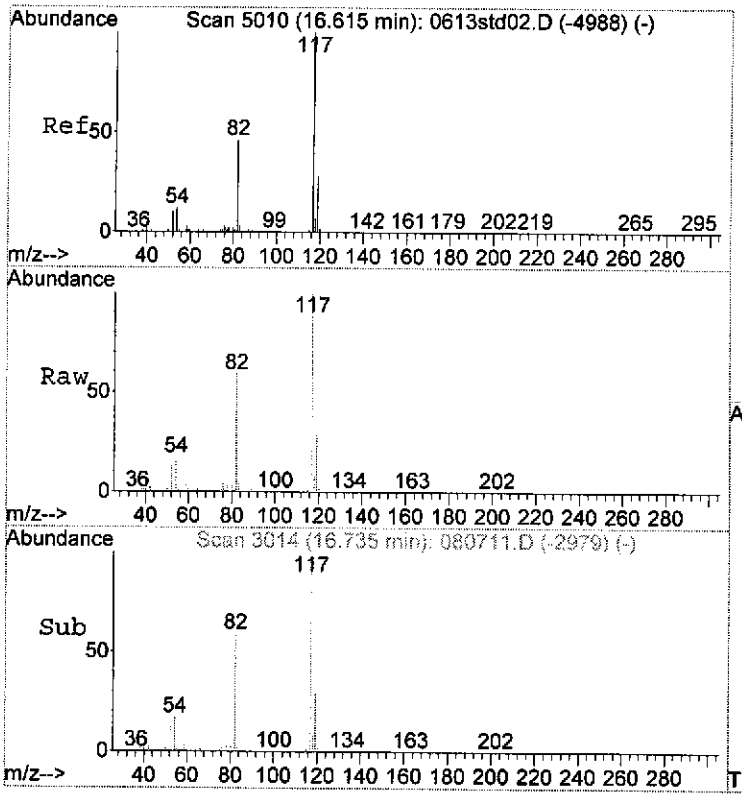

#40
Chlorobenzene,_d-5__(IS)
Concen: 10.00 ppbV
RT: 16.74 min Scan# 3014
Delta R.T. -0.00 min
Lab File: 080711.D
Acq: 07 Aug 06 20:56

Tgt Ion:117 Resp: 131258

Ion	Ratio	Lower	Upper
117	100		
117	100.0	80.0	120.0
82	60.5	49.6	74.4

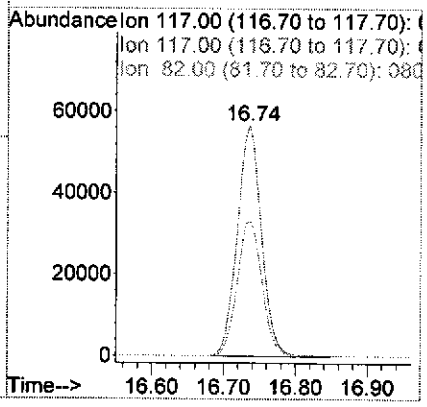

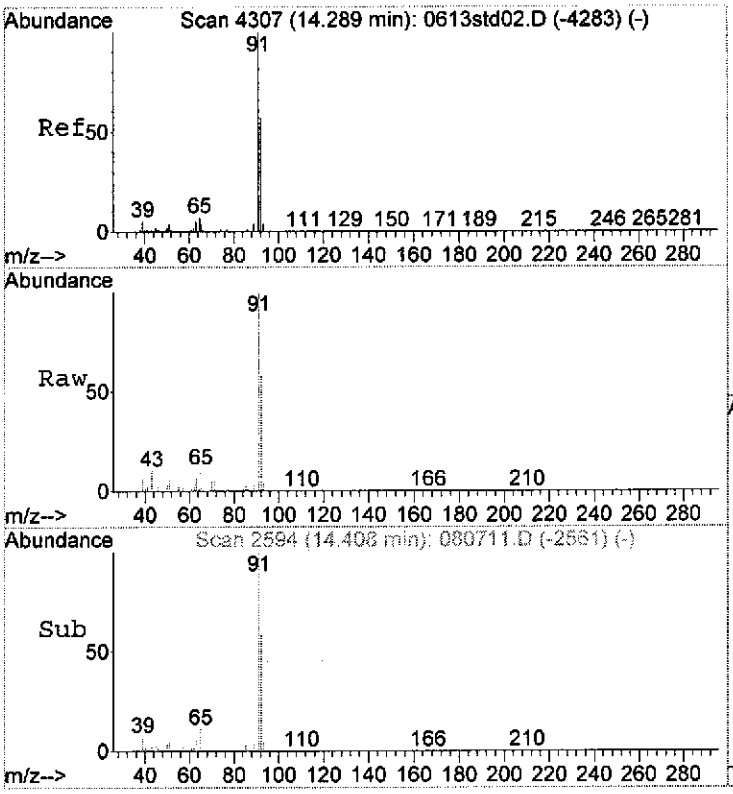

#41
Toluene
Concen: 1.48 ppbV
RT: 14.41 min Scan# 2594
Delta R.T. -0.01 min
Lab File: 080711.D
Acq: 07 Aug 06 20:56

Tgt Ion: 91 Resp: 74719

Ion	Ratio	Lower	Upper
91	100		
91	100.0	80.0	120.0
92	59.1	51.2	76.8

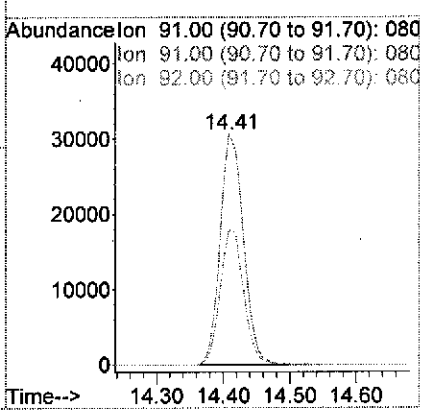

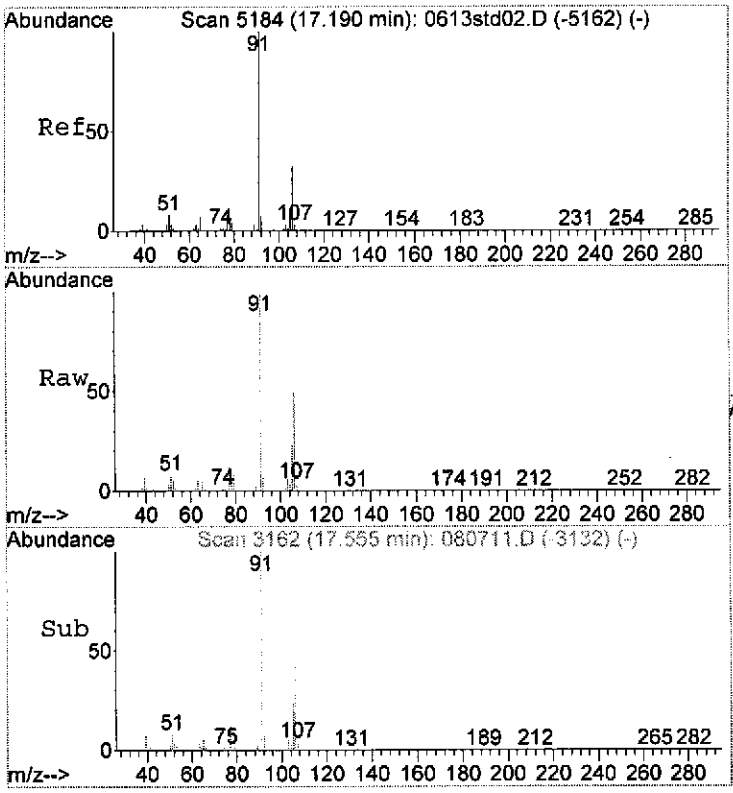

#47
Xylene,_m_&_p-
Concen: 0.40 ppbV
RT: 17.56 min Scan# 3162
Delta R.T. -0.03 min
Lab File: 080711.D
Acq: 07 Aug 06 20:56

Tgt Ion: 91 Resp: 37150

Ion	Ratio	Lower	Upper
91	100		
91	100.0	80.0	120.0
106	51.4	44.0	66.0

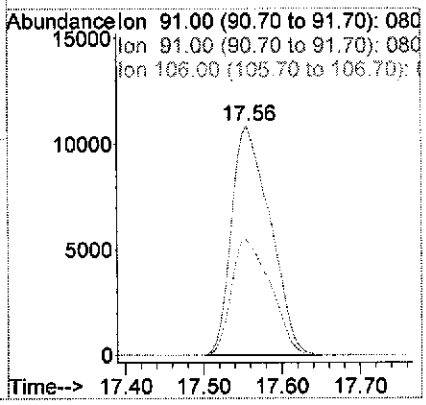

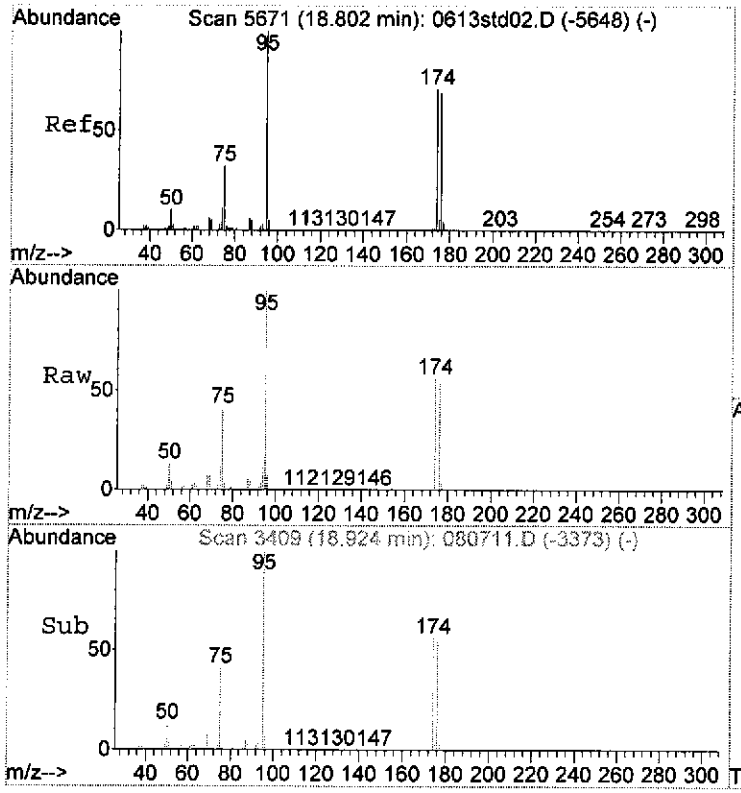

#52
Bromofluorobenzene_(tune_std)
Concen: N.D. ppbV
RT: 18.92 min Scan# 3409
Delta R.T. 0.00 min
Lab File: 080711.D
Acq: 07 Aug 06 20:56

Tgt Ion: 95 Resp: 80320

Ion	Ratio	Lower	Upper
95	100		
95	100.0	80.0	120.0
174	56.3	47.2	70.8

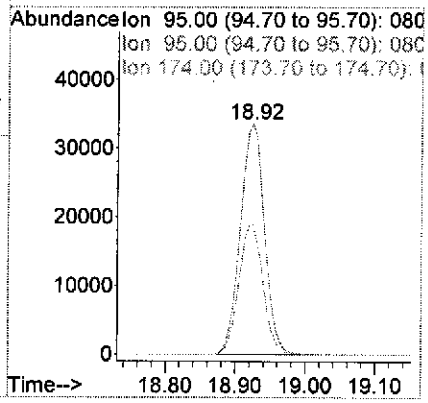

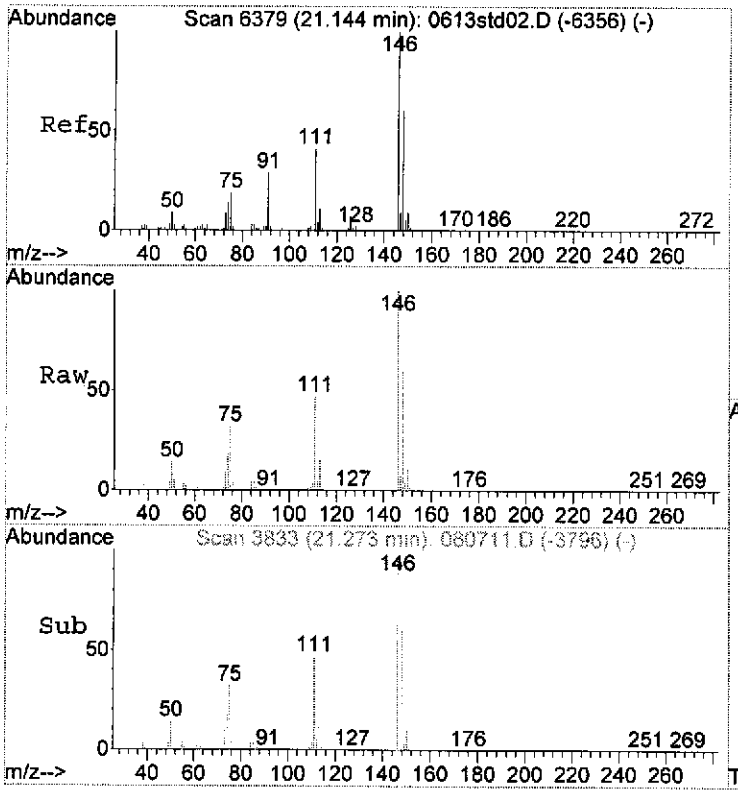

#57
Dichlorobenzene,_1,3-
Concen: 3.25 ppbV
RT: 21.27 min Scan# 3833
Delta R.T. 0.01 min
Lab File: 080711.D
Acq: 07 Aug 06 20:56

Tgt Ion:146 Resp: 105311

Ion	Ratio	Lower	Upper
146	100		
146	100.0	80.0	120.0
148	61.5	45.6	68.4

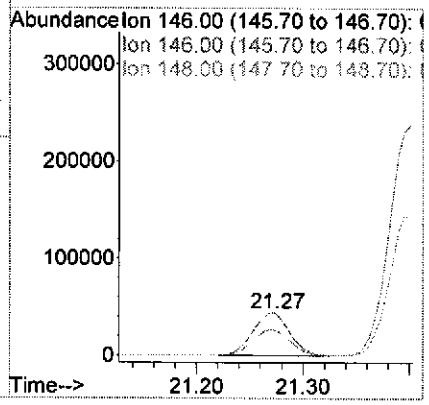

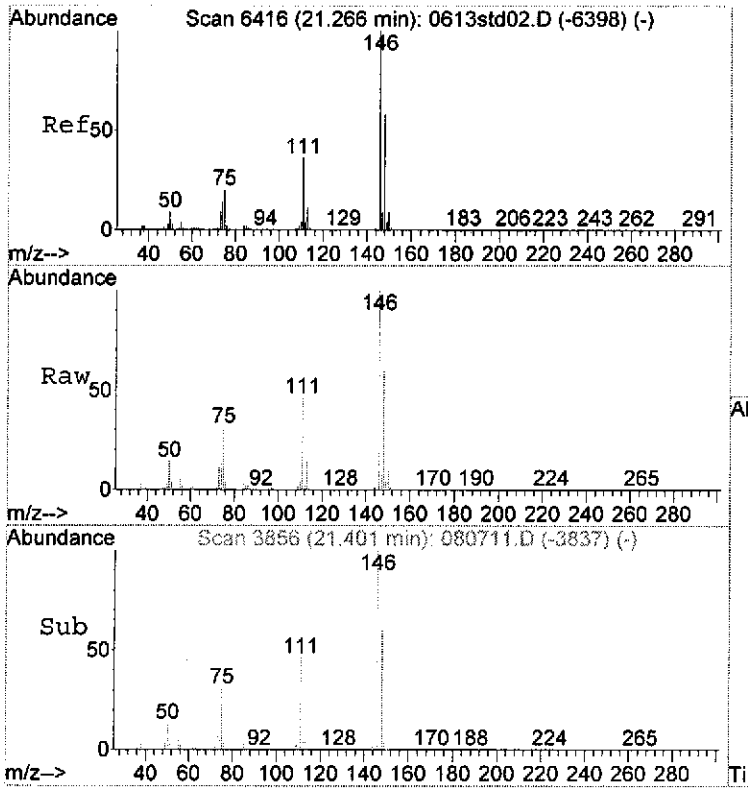

#58
Dichlorobenzene,_1,4-
Concen: 16.91 ppbV
RT: 21.40 min Scan# 3856
Delta R.T. 0.01 min
Lab File: 080711.D
Acq: 07 Aug 06 20:56

Tgt Ion:146 Resp: 539259

Ion	Ratio	Lower	Upper
146	100		
146	100.0	80.0	120.0
148	61.4	47.2	70.8

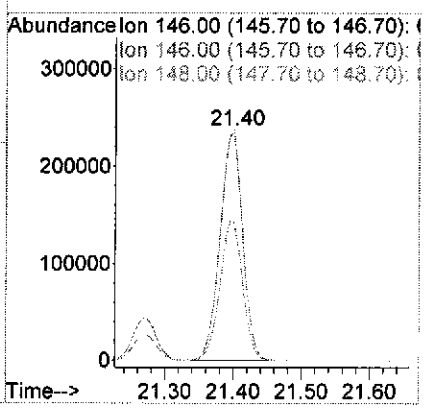

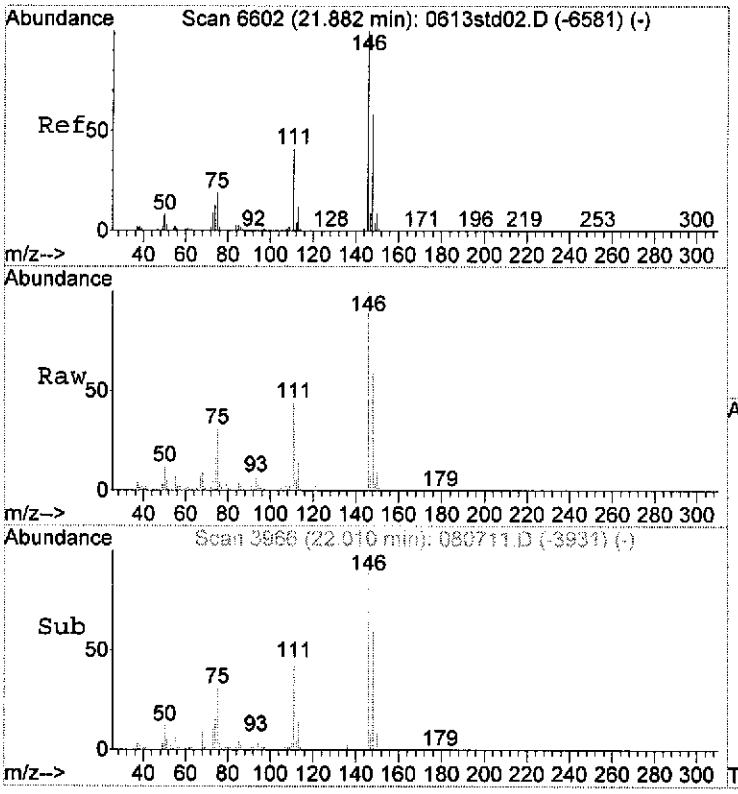

#59
Dichlorobenzene,_1,2-
Concen: 2.45 ppbV
RT: 22.01 min Scan# 3966
Delta R.T. -0.01 min
Lab File: 080711.D
Acq: 07 Aug 06 20:56

Tgt Ion:146 Resp: 68968

Ion	Ratio	Lower	Upper
146	100		
146	100.0	80.0	120.0
148	61.1	45.6	68.4

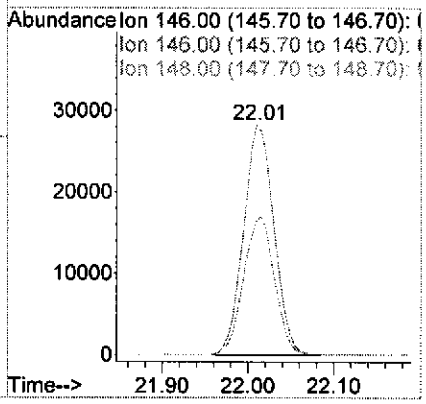

Quantitation Report (QT Reviewed)

Data Path : C:\MSDChem\1\DATA\Aug06\
Data File : 080714.D
Acq On : 07 Aug 06 23:24
Operator : .
Sample : 60419-14.
Misc : .
ALS Vial : 10 Sample Multiplier: 1

Quant Time: Aug 08 11:21:56 2006
Quant Method : C:\MSDCHEM\1\METHODS\PAL0726.M
Quant Title : TO-15
QLast Update : Tue Aug 01 10:35:23 2006
Response via : Initial Calibration

Internal Standards	R.T.	QIon	Response	Conc	Units	Dev(Min)
1) Bromochloromethane_(IS)	9.19	130	24108	10.00	ppbV	0.00
25) Difluorobenzene,_1,4-_(IS)	11.37	114	113389	10.00	ppbV	0.00
40) Chlorobenzene,_d-5__(IS)	16.75	117	75488	10.00	ppbV	0.01

System Monitoring Compounds

52) Bromofluorobenzene_(tune_s	18.94	95	85419	18.58	ppbV	0.02

Spiked Amount 10.000 Range 75 - 125 Recovery = 185.80%#

Target Compounds							Qvalue
2) Dichlorodifluoromethane	3.94	85	6439	0.52	ppbV		100
8) Chloroethane	5.08	64	21280	4.15	ppbV		100
10) Acetone	5.80	43	1077890	106.63	ppbV		96
11) Trichlorofluoromethane	5.95	101	195162	15.79	ppbV		98
13) Butyl_Alcohol,_tert	6.78	59	44822m	8.36	ppbV		
14) Methylene_chloride	6.83	49	64043	6.60	ppbV		97
17) Carbon_disulfide	7.11	76	639522	23.58	ppbV	#	98
21) Methyl_ethyl_ketone	8.51	43	229819	13.39	ppbV		100
23) Hexane	9.23	57	607217	38.74	ppbV		100
24) Chloroform	9.34	83	7441	0.51	ppbV	#	93
26) Dichloroethane,_1,2-	10.16	62	5851	0.71	ppbV		98
28) Benzene	10.96	78	651409	20.95	ppbV		97
30) Cyclohexane	11.27	56	219172	12.60	ppbV		99
33) Trichloroethylene	12.20	130	5538	0.42	ppbV		94
34) Trimethylpentane,_2,2,4-	12.29	57	5489131	283.27	ppbV	#	87
35) Heptane	12.55	43	581443	31.97	ppbV		99
37) Methyl_isobutyl_ketone	13.26	43	40455	2.03	ppbV		97
41) Toluene	14.46	91	2390535	82.53	ppbV	#	68
44) Tetrachloroethylene	15.90	166	6207	0.60	ppbV		95
46) Ethylbenzene	17.34	91	1288339	38.58	ppbV		100
47) Xylene,_m_&_p-	17.61	91	1954361	36.94	ppbV	#	73
49) Styrene	18.11	104	12139	0.59	ppbV		94
51) Xylene,_o-	18.27	91	869972	31.57	ppbV		99
54) Ethyltoluene,_4-	20.20	105	444426	13.37	ppbV		99
55) Trimethylbenzene,_1,3,5-	20.33	105	153908	5.32	ppbV		97
56) Trimethylbenzene,_1,2,4-	21.03	105	678781	24.37	ppbV		100
58) Dichlorobenzene,_1,4-	21.41	146	7775	0.42	ppbV		99

(#) = qualifier out of range (m) = manual integration (+) = signals summed

Quantitation Report (QT Reviewed)

Data Path : C:\MSDChem\1\DATA\Aug06\
Data File : 080714.D
Acq On : 07 Aug 06 23:24
Operator : .
Sample : 60419-14.
Misc : .
ALS Vial : 10 Sample Multiplier: 1

Quant Time: Aug 08 11:21:56 2006
Quant Method : C:\MSDCHEM\1\METHODS\PAL0726.M
Quant Title : TO-15
QLast Update : Tue Aug 01 10:35:23 2006
Response via : Initial Calibration

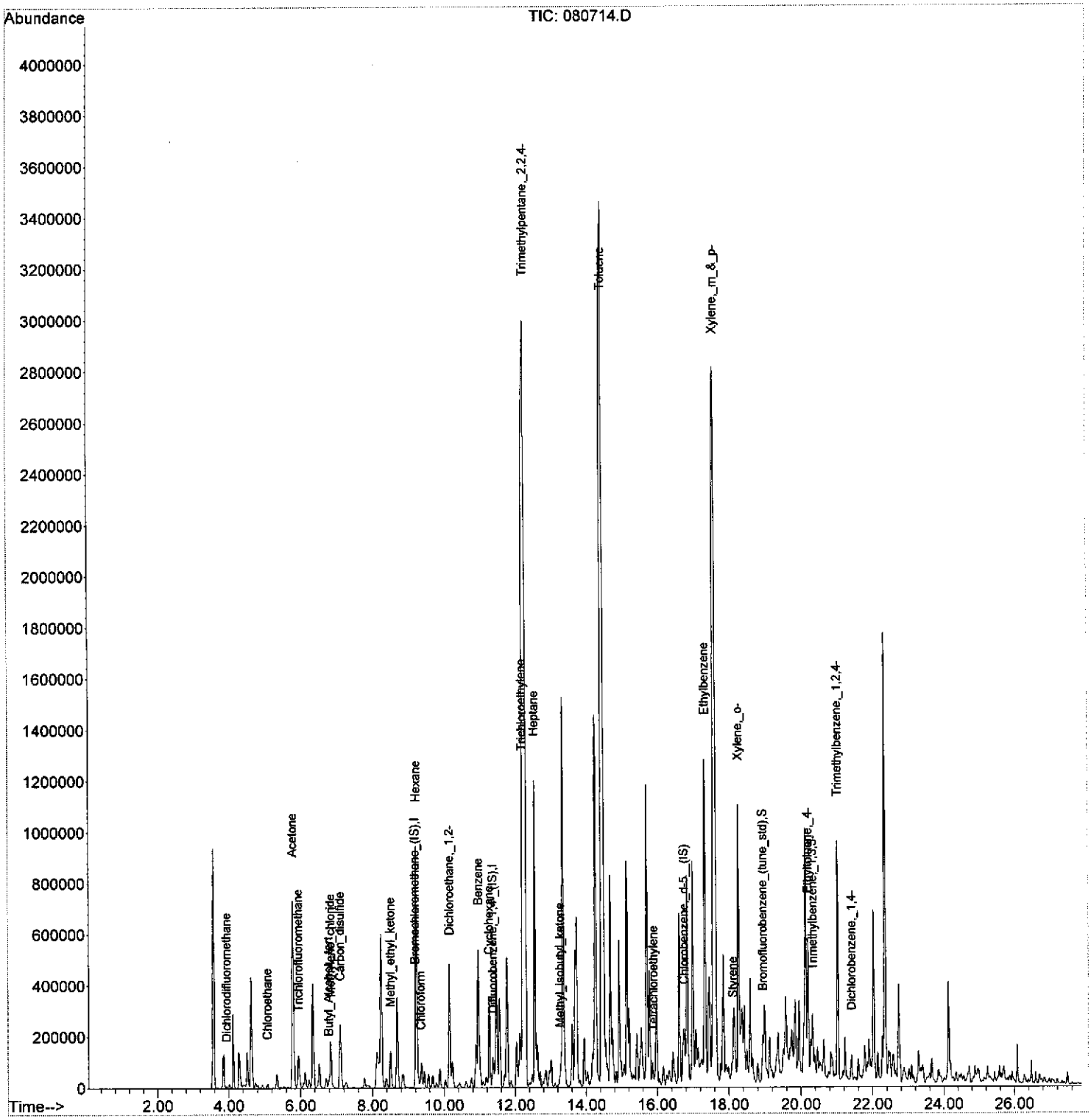

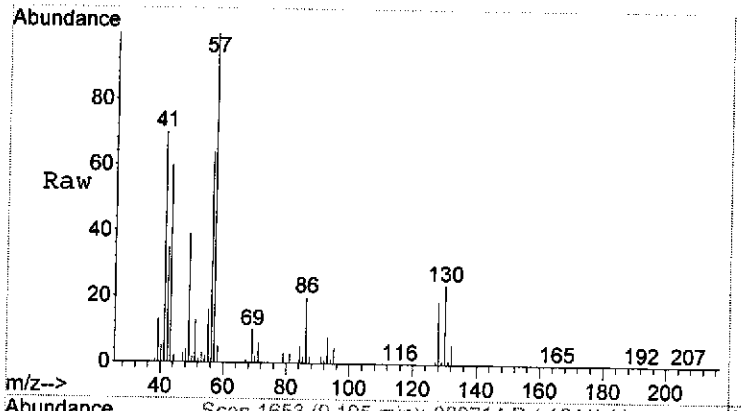

#1
Bromochloromethane_(IS)
Concen: 10.00 ppbV
RT: 9.19 min Scan# 1653
Delta R.T. 0.01 min
Lab File: 080714.D
Acq: 07 Aug 06 23:24

Tgt Ion:130 Resp: 24108

Ion	Ratio	Lower	Upper
130	100		
130	100.0	80.0	120.0
128	80.0	66.4	99.6

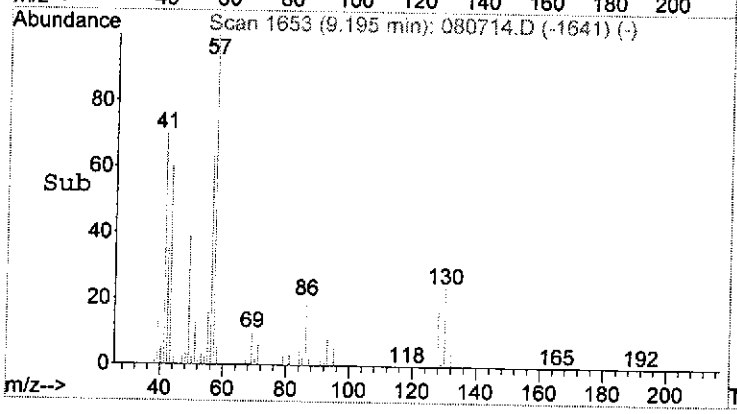

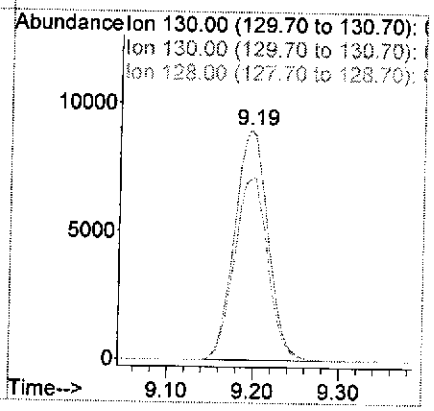

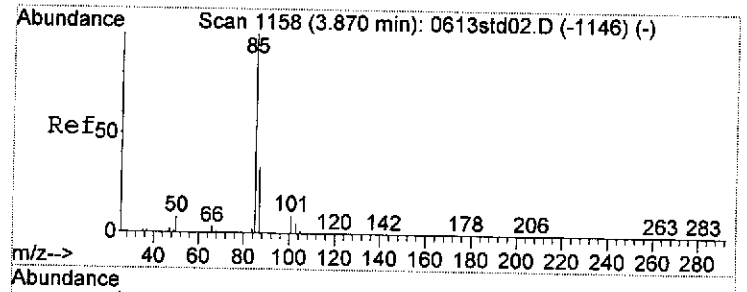

#2
Dichlorodifluoromethane
Concen: 0.52 ppbV
RT: 3.94 min Scan# 705
Delta R.T. -0.01 min
Lab File: 080714.D
Acq: 07 Aug 06 23:24

Tgt Ion: 85 Resp: 6439

Ion	Ratio	Lower	Upper
85	100		
85	100.0	80.0	120.0
87	30.4	24.8	37.2

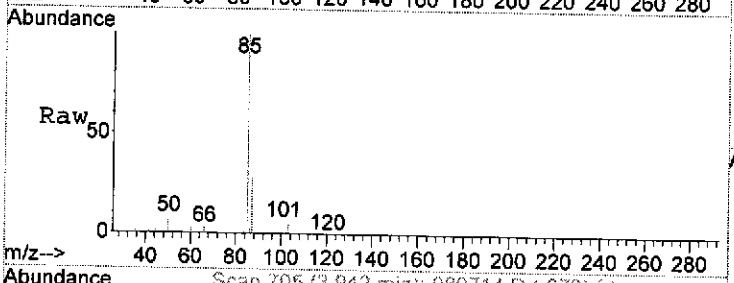

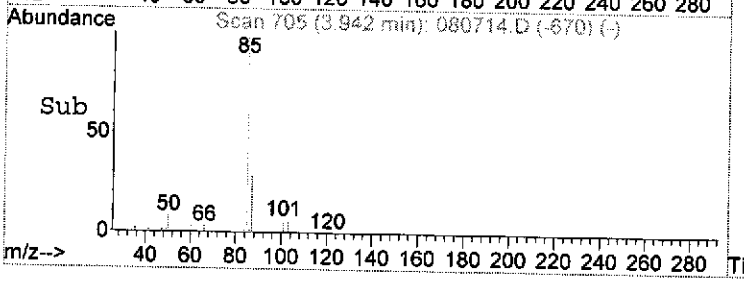

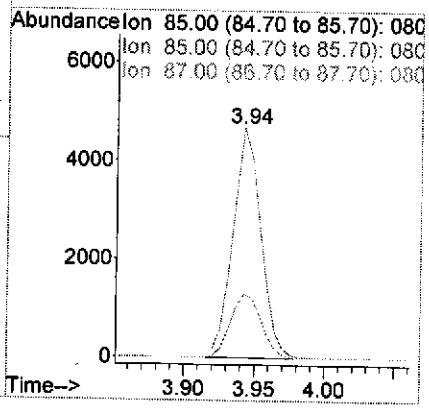

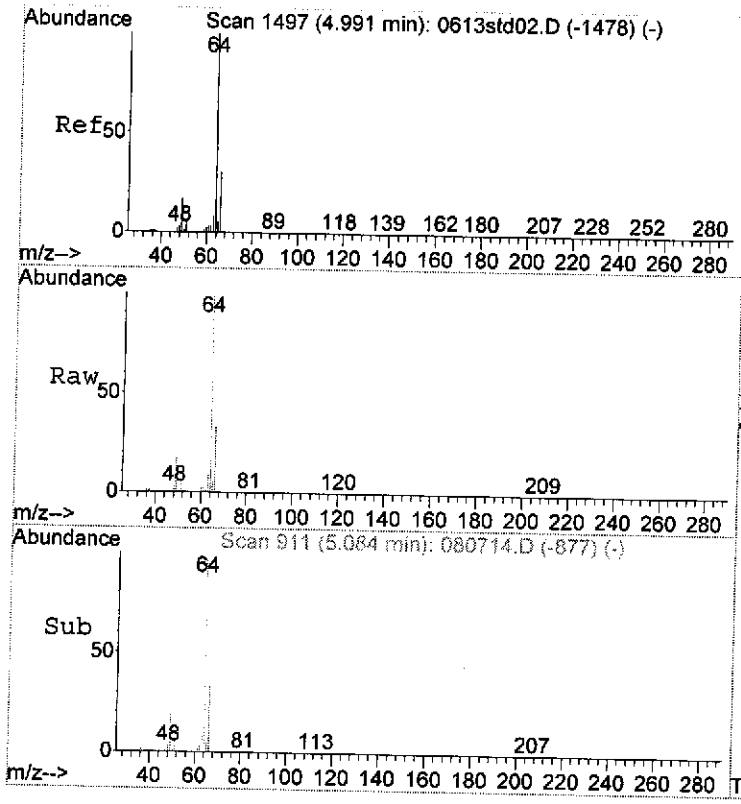

#8
Chloroethane
Concen: 4.15 ppbV
RT: 5.08 min Scan# 911
Delta R.T. -0.01 min
Lab File: 080714.D
Acq: 07 Aug 06 23:24

Tgt Ion: 64 Resp: 21280

Ion	Ratio	Lower	Upper
64	100		
64	100.0	80.0	120.0
66	31.7	25.6	38.4

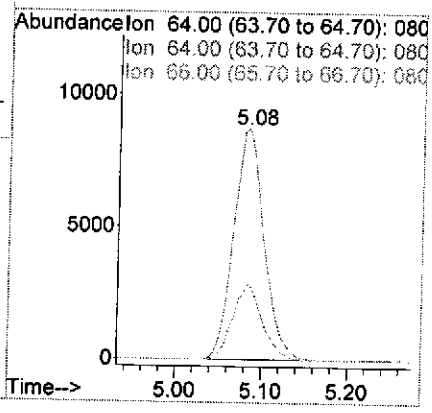

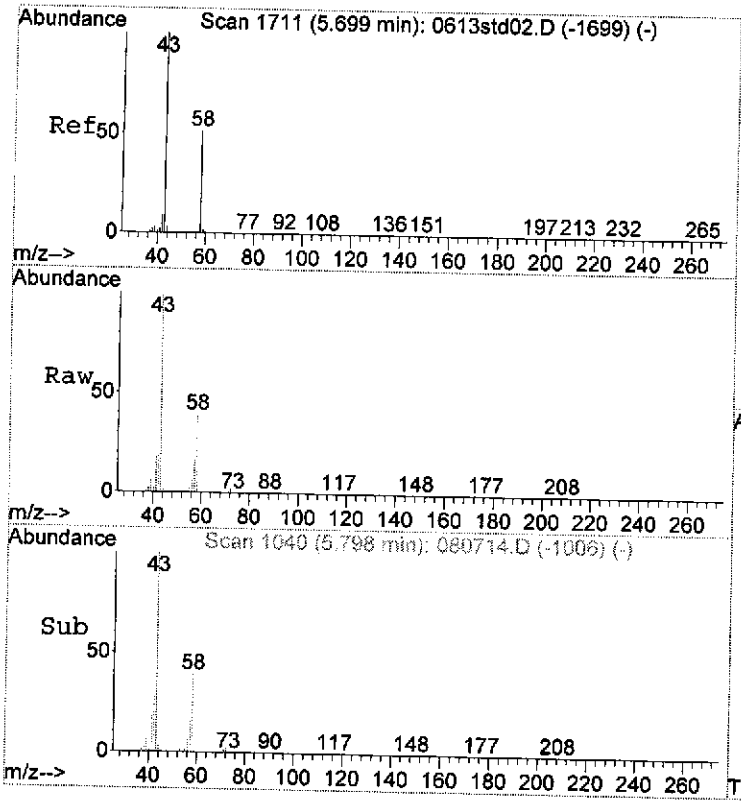

#10
Acetone
Concen: 106.63 ppbV
RT: 5.80 min Scan# 1040
Delta R.T. -0.01 min
Lab File: 080714.D
Acq: 07 Aug 06 23:24

Tgt Ion: 43 Resp: 1077890

Ion	Ratio	Lower	Upper
43	100		
43	100.0	80.0	120.0
58	38.5	36.8	55.2

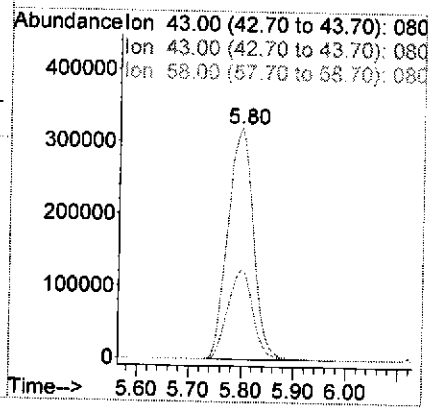

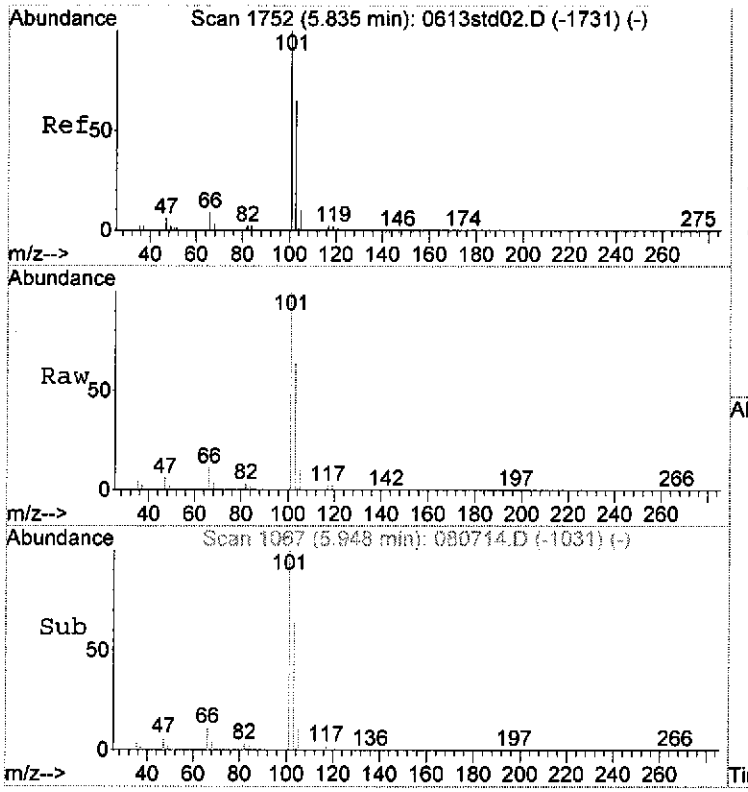

#11
Trichlorofluoromethane
Concen: 15.79 ppbV
RT: 5.95 min Scan# 1067
Delta R.T. -0.00 min
Lab File: 080714.D
Acq: 07 Aug 06 23:24

Tgt Ion:101 Resp: 195162

Ion	Ratio	Lower	Upper
101	100		
101	100.0	80.0	120.0
103	62.8	47.2	70.8

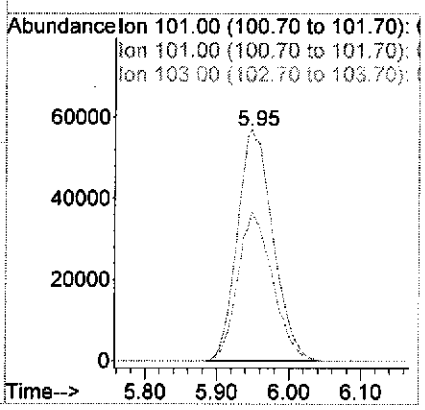

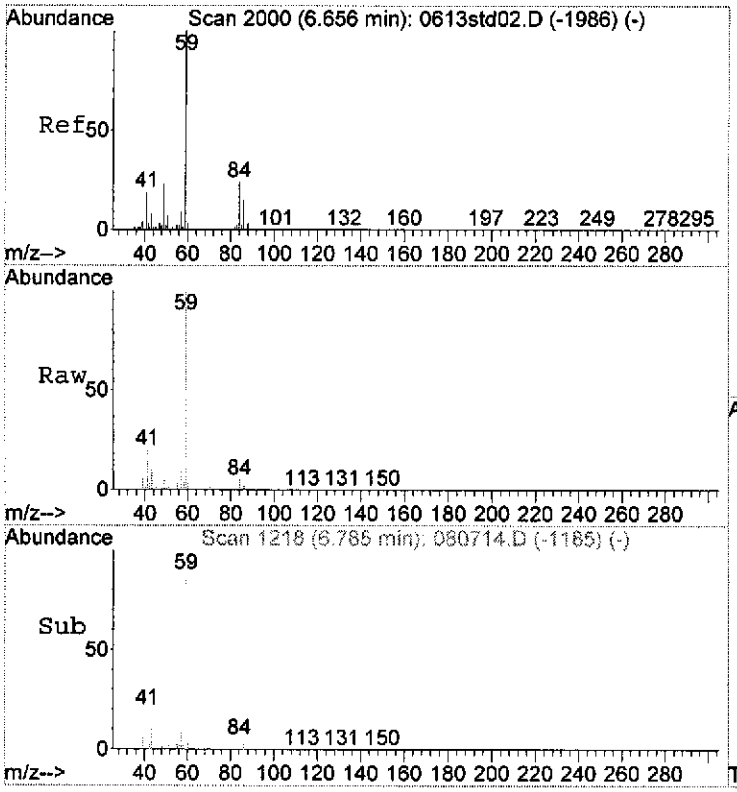

#13
Butyl_Alcohol,_tert
Concen: 8.36 ppbV m
RT: 6.78 min Scan# 1218
Delta R.T. -0.02 min
Lab File: 080714.D
Acq: 07 Aug 06 23:24

Tgt Ion: 59 Resp: 44822

Ion	Ratio	Lower	Upper
59	100		
59	84.8	80.0	120.0

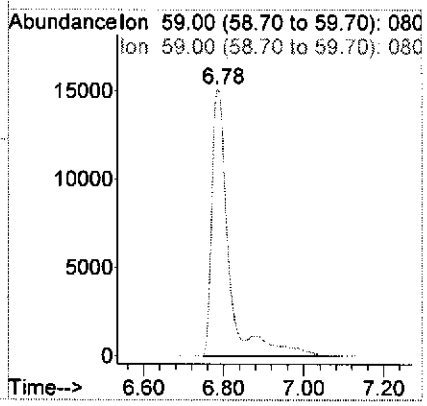

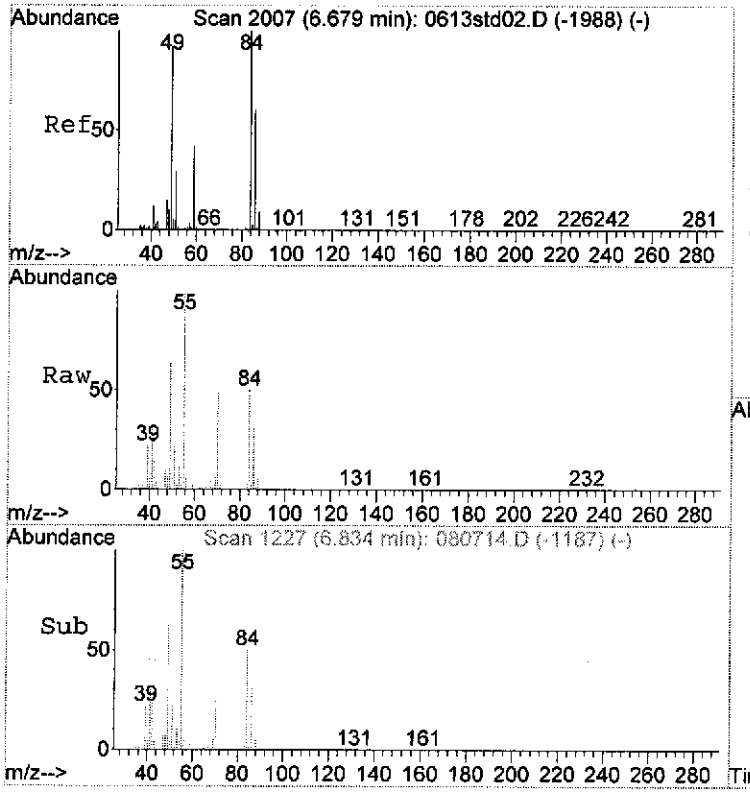

#14
Methylene_chloride
Concen: 6.60 ppbV
RT: 6.83 min Scan# 1227
Delta R.T. 0.02 min
Lab File: 080714.D
Acq: 07 Aug 06 23:24

Tgt Ion: 49 Resp: 64043

Ion	Ratio	Lower	Upper
49	100		
49	100.0	80.0	120.0
84	80.2	68.8	103.2

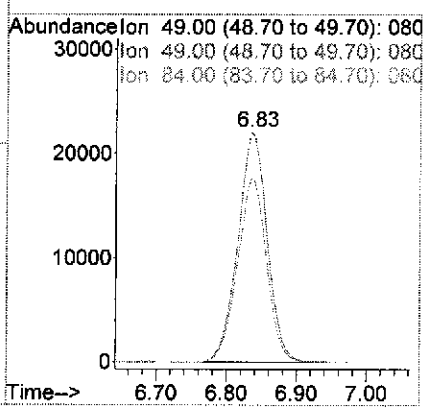

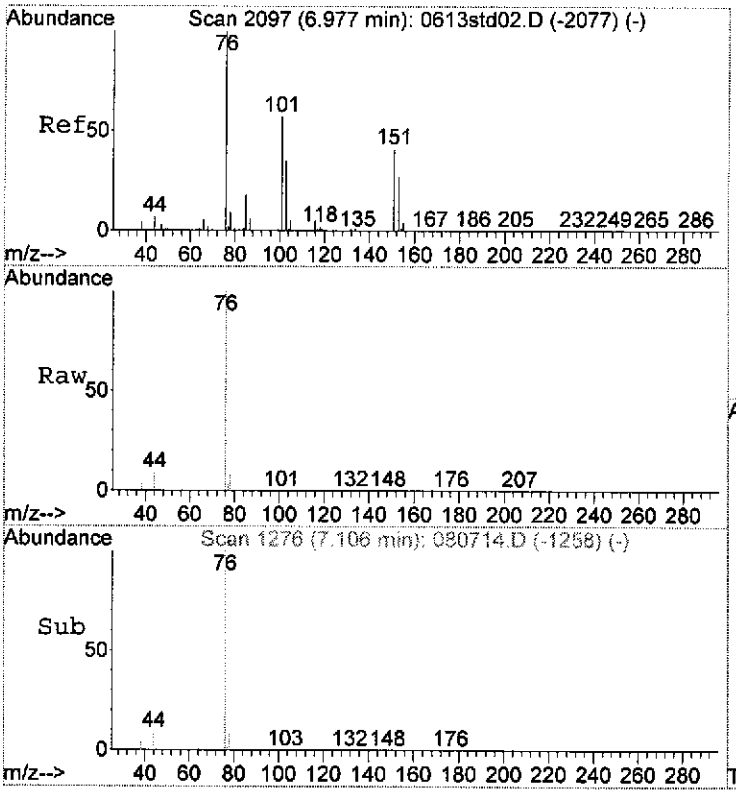

#17
Carbon_disulfide
Concen: 23.58 ppbV
RT: 7.11 min Scan# 1276
Delta R.T. -0.00 min
Lab File: 080714.D
Acq: 07 Aug 06 23:24

Tgt Ion: 76 Resp: 639522

Ion	Ratio	Lower	Upper
76	100		
76	100.0	80.0	120.0
44	0.0	6.0	9.0#

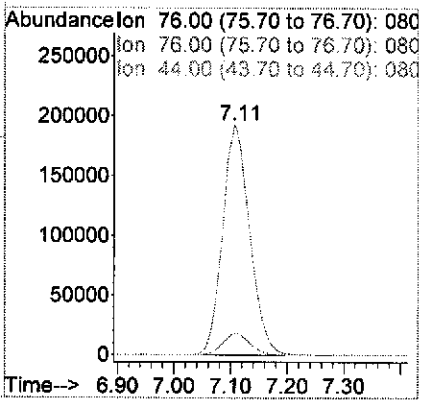

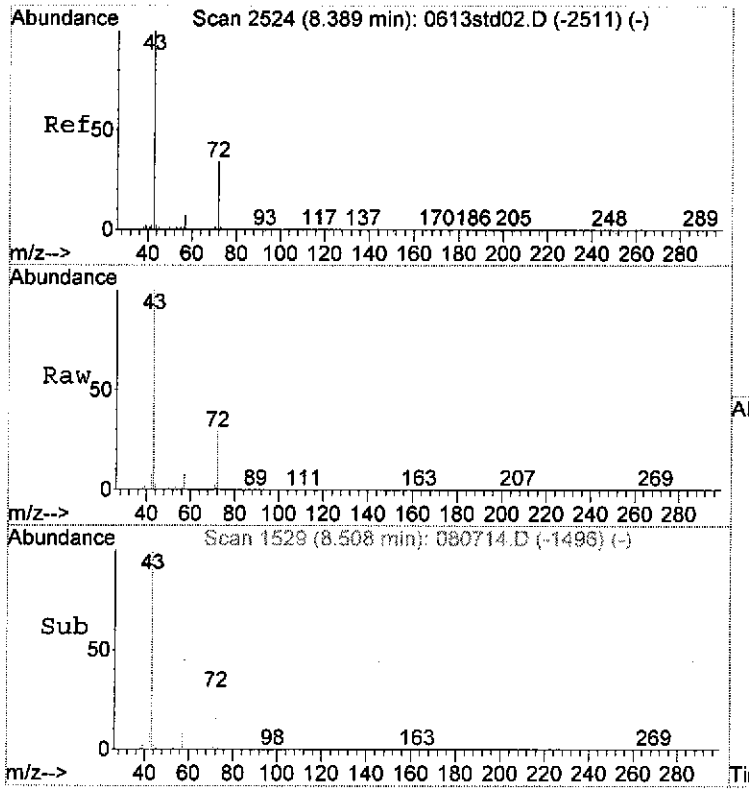

#21
Methyl_ethyl_ketone
Concen: 13.39 ppbV
RT: 8.51 min Scan# 1529
Delta R.T. -0.02 min
Lab File: 080714.D
Acq: 07 Aug 06 23:24

Tgt Ion: 43 Resp: 229819

Ion	Ratio	Lower	Upper
43	100		
43	100.0	80.0	120.0
72	29.2	24.0	36.0

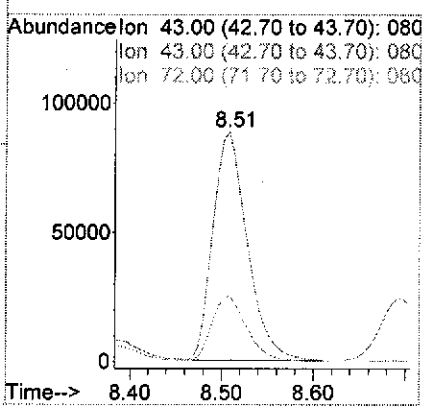

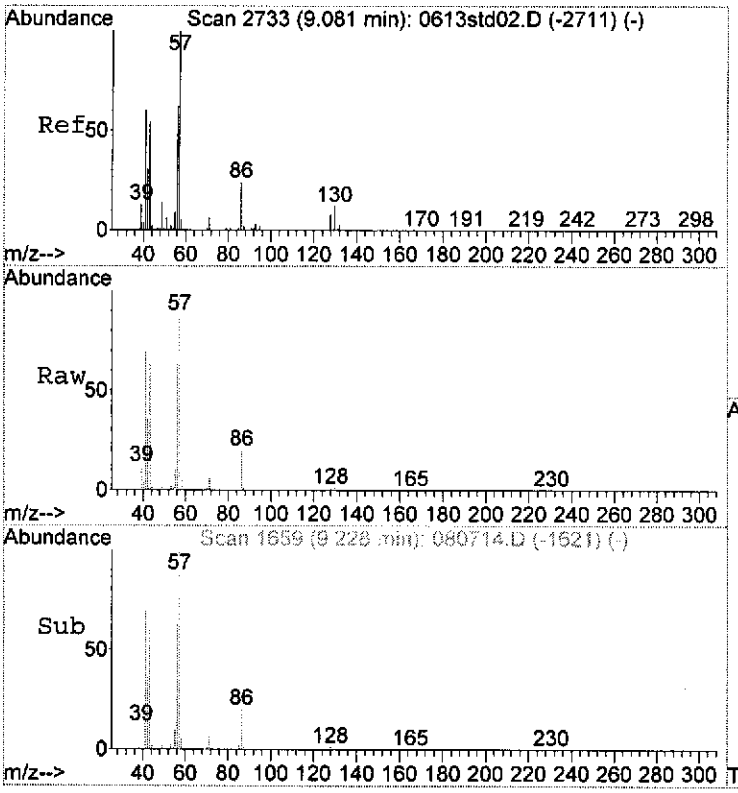

#23
Hexane
Concen: 38.74 ppbV
RT: 9.23 min Scan# 1659
Delta R.T. 0.01 min
Lab File: 080714.D
Acq: 07 Aug 06 23:24

Tgt Ion: 57 Resp: 607217

Ion	Ratio	Lower	Upper
57	100		
57	100.0	80.0	120.0
41	69.9	55.2	82.8

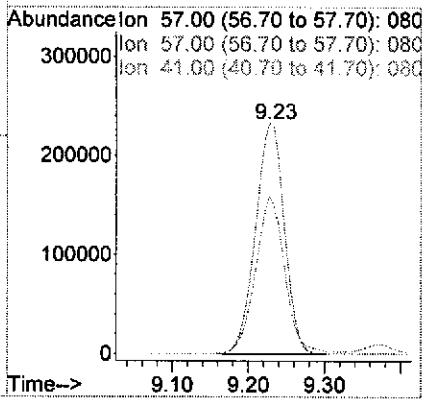

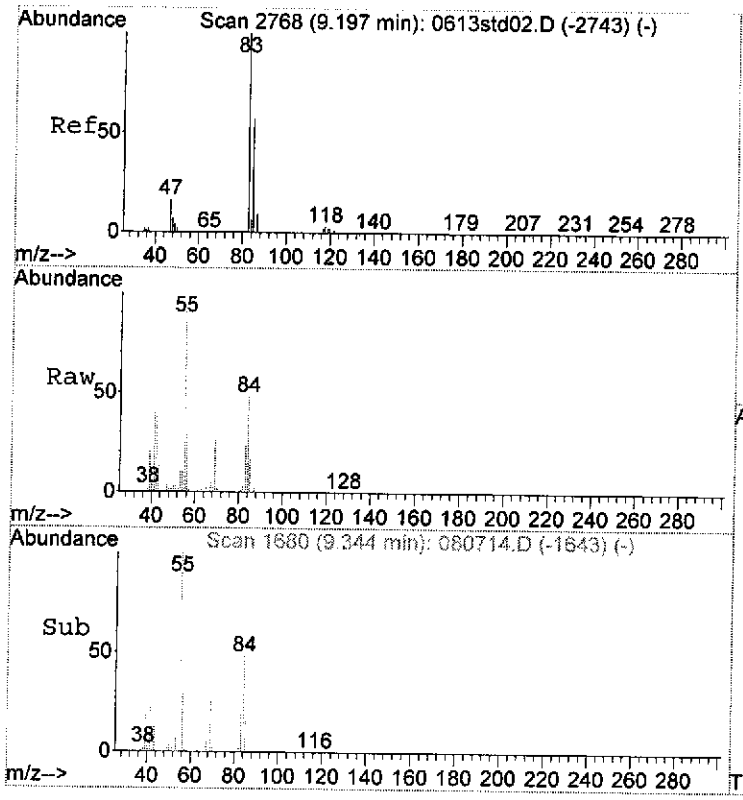

#24
Chloroform
Concen: 0.51 ppbV
RT: 9.34 min Scan# 1680
Delta R.T. 0.00 min
Lab File: 080714.D
Acq: 07 Aug 06 23:24

Tgt Ion: 83 Resp: 7441

Ion	Ratio	Lower	Upper
83	100		
83	100.0	80.0	120.0
85	77.1	50.4	75.6#

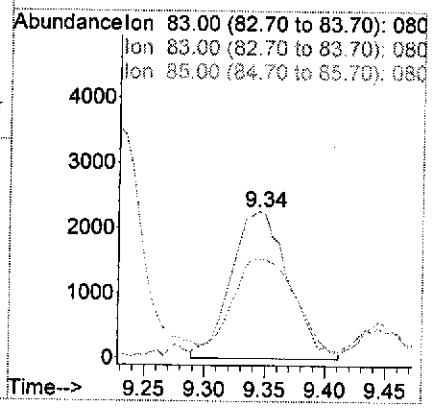

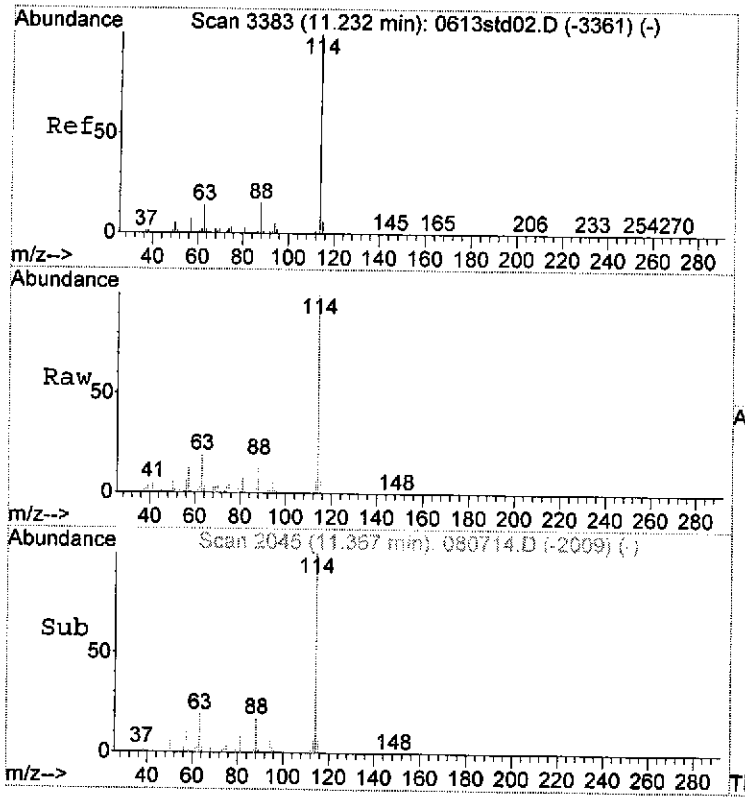

#25
Difluorobenzene,_1,4-_(IS)
Concen: 10.00 ppbV
RT: 11.37 min Scan# 2045
Delta R.T. -0.00 min
Lab File: 080714.D
Acq: 07 Aug 06 23:24

Tgt Ion:114 Resp: 113389

Ion	Ratio	Lower	Upper
114	100		
114	100.0	80.0	120.0
63	19.8	16.0	24.0

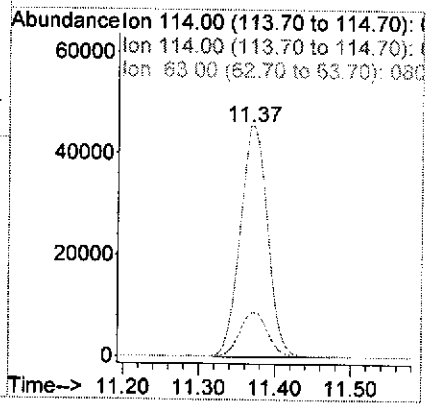

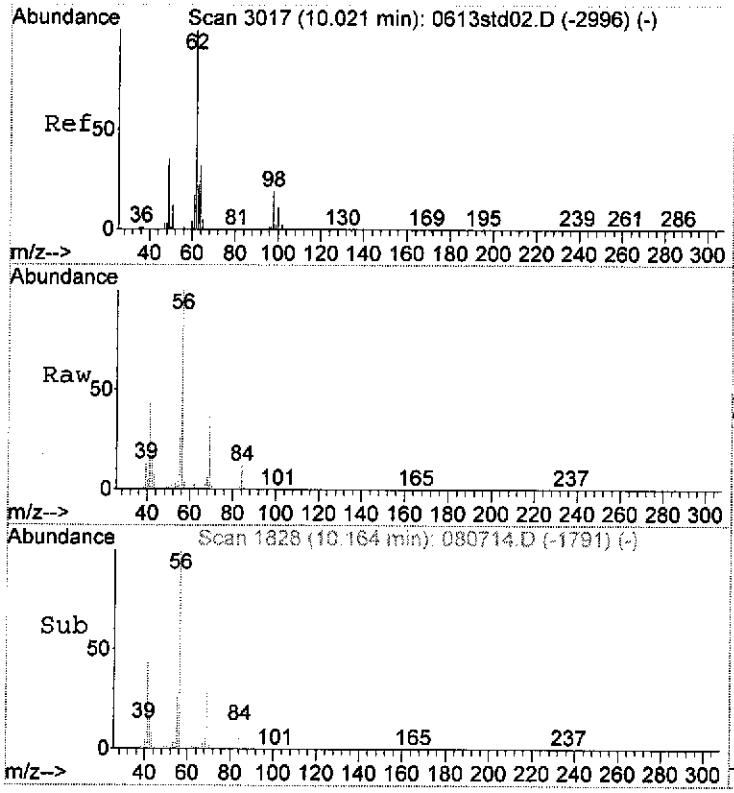

#26
Dichloroethane,_1,2-
Concen: 0.71 ppbV
RT: 10.16 min Scan# 1828
Delta R.T. 0.00 min
Lab File: 080714.D
Acq: 07 Aug 06 23:24

Tgt Ion: 62 Resp: 5851

Ion	Ratio	Lower	Upper
62	100		
62	100.0	80.0	120.0
49	37.8	33.6	50.4

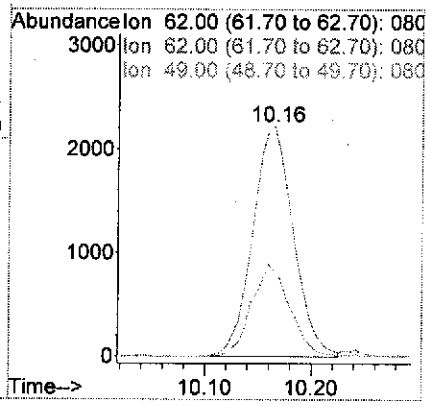

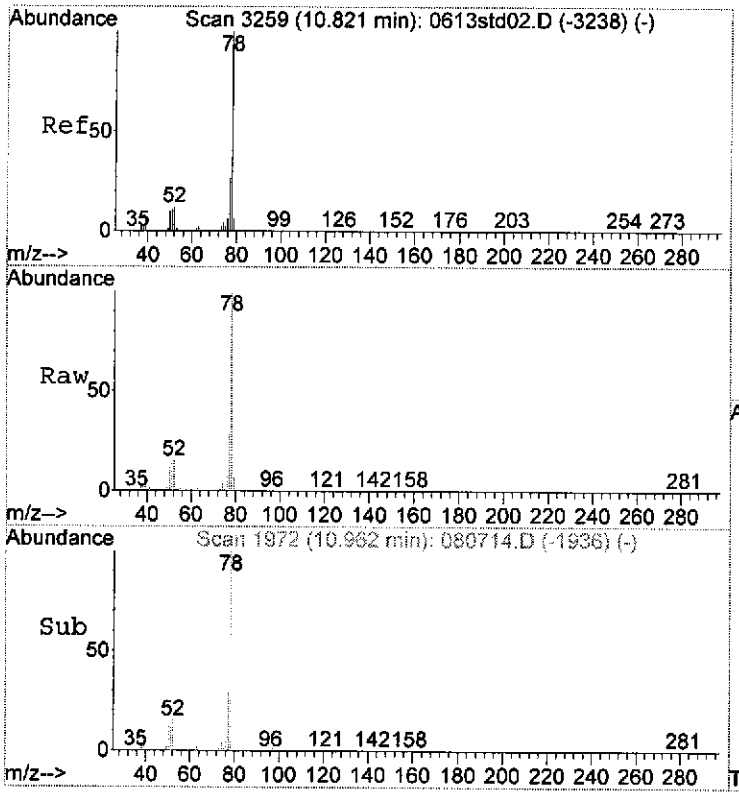

#28
Benzene
Concen: 20.95 ppbV
RT: 10.96 min Scan# 1972
Delta R.T. -0.00 min
Lab File: 080714.D
Acq: 07 Aug 06 23:24

Tgt Ion: 78 Resp: 651409

Ion	Ratio	Lower	Upper
78	100		
78	100.0	80.0	120.0
77	28.4	28.0	42.0

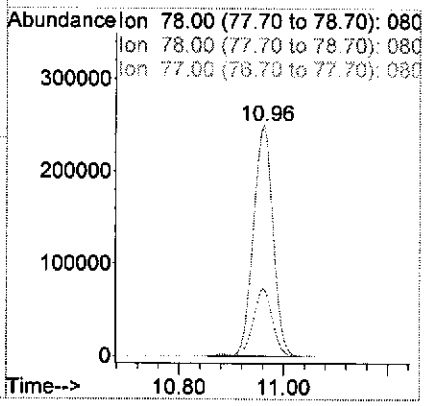

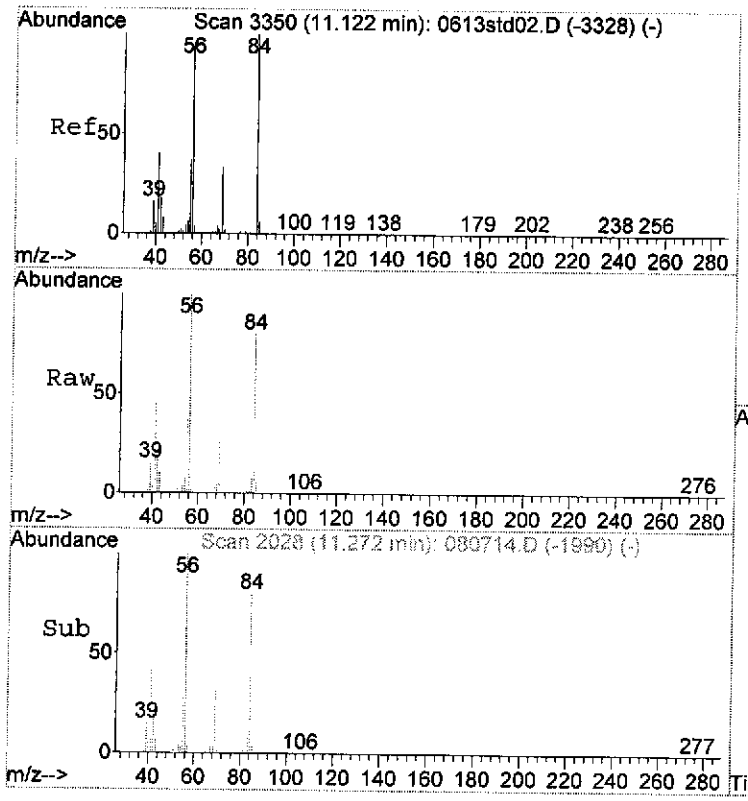

#30
Cyclohexane
Concen: 12.60 ppbV
RT: 11.27 min Scan# 2028
Delta R.T. 0.01 min
Lab File: 080714.D
Acq: 07 Aug 06 23:24

Tgt Ion: 56 Resp: 219172

Ion	Ratio	Lower	Upper
56	100		
56	100.0	80.0	120.0
84	86.3	68.0	102.0

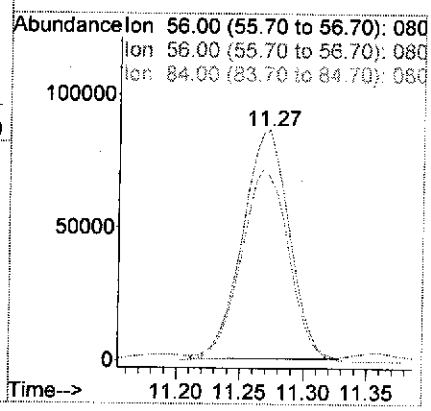

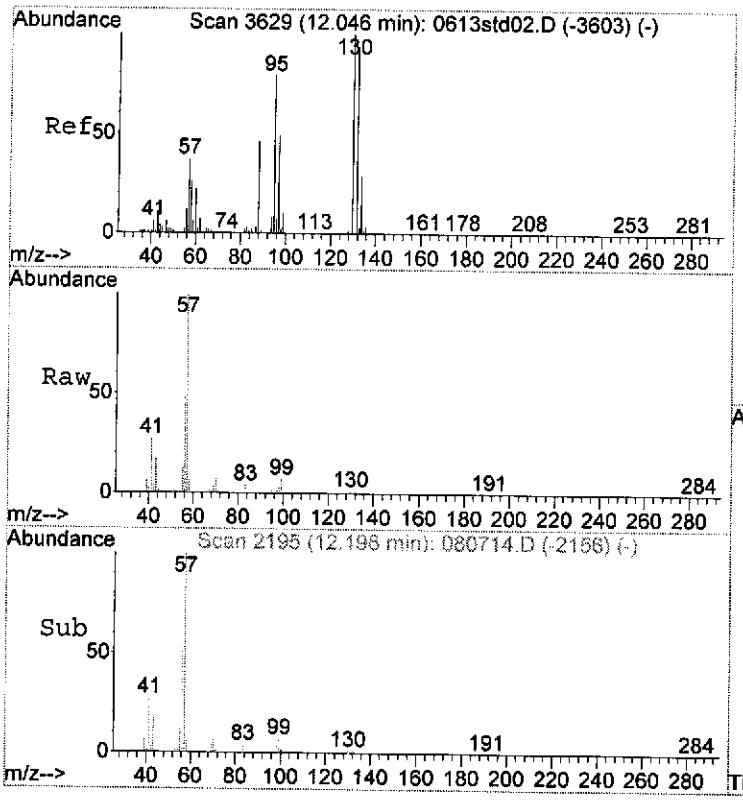

#33
Trichloroethylene
Concen: 0.42 ppbV
RT: 12.20 min Scan# 2195
Delta R.T. 0.01 min
Lab File: 080714.D
Acq: 07 Aug 06 23:24

Tgt Ion:130 Resp: 5538

Ion	Ratio	Lower	Upper
130	100		
130	100.0	80.0	120.0
132	95.3	67.2	100.8

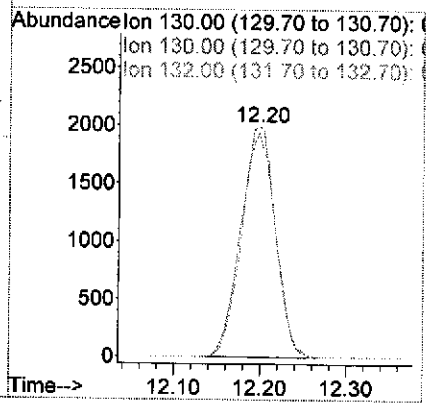

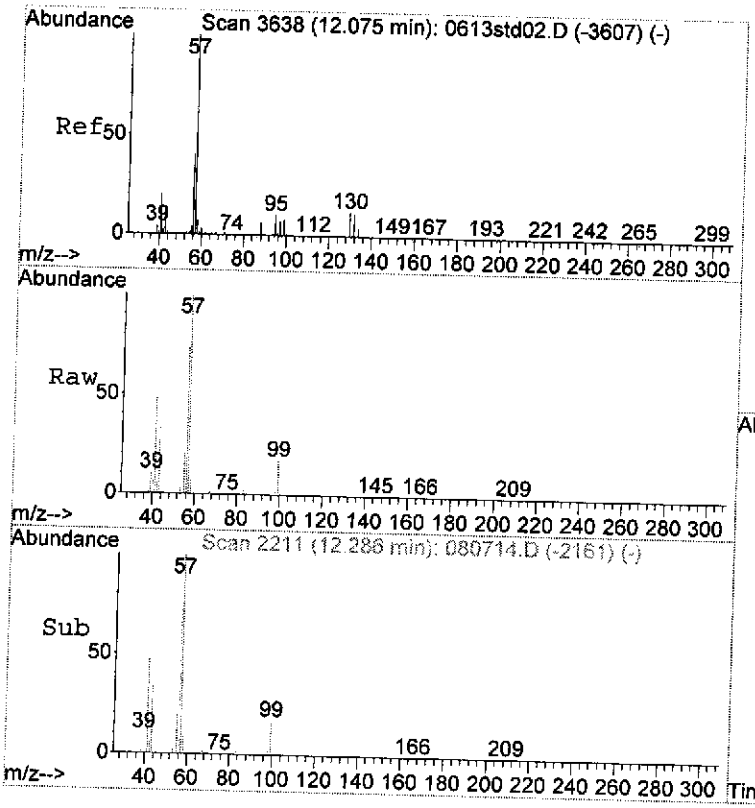

#34
Trimethylpentane,_2,2,4-
Concen: 283.27 ppbV
RT: 12.29 min Scan# 2211
Delta R.T. 0.08 min
Lab File: 080714.D
Acq: 07 Aug 06 23:24

Tgt Ion: 57 Resp: 5489131

Ion	Ratio	Lower	Upper
57	100		
57	100.0	80.0	120.0
56	70.9	34.4	51.6#

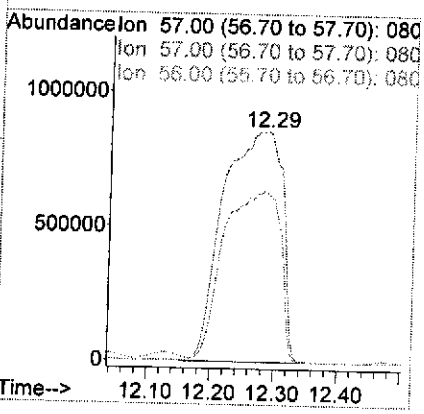

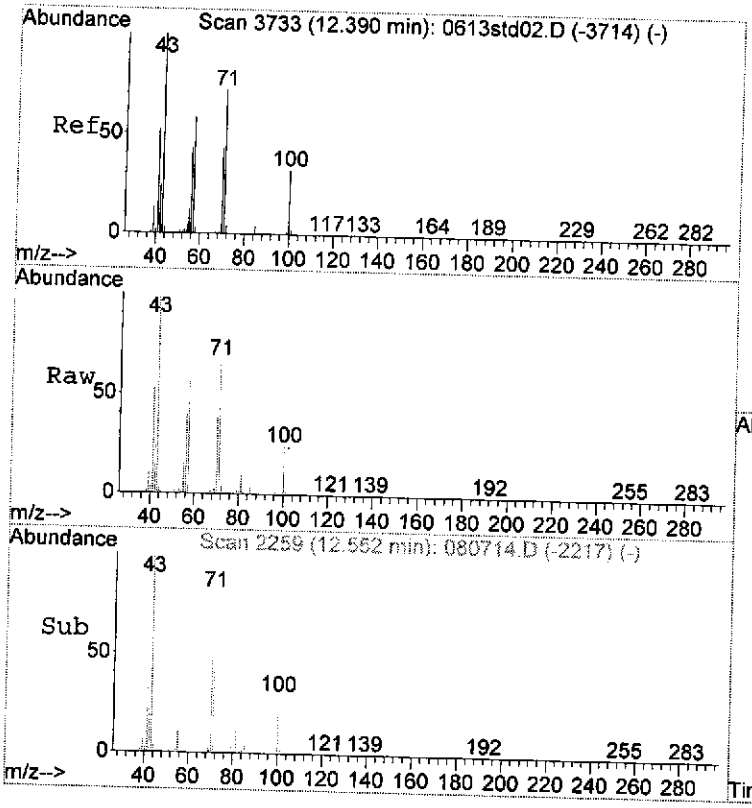

#35
Heptane
Concen: 31.97 ppbV
RT: 12.55 min Scan# 2259
Delta R.T. 0.03 min
Lab File: 080714.D
Acq: 07 Aug 06 23:24

Tgt Ion: 43 Resp: 581443

Ion	Ratio	Lower	Upper
43	100		
43	100.0	80.0	120.0
71	65.1	51.2	76.8

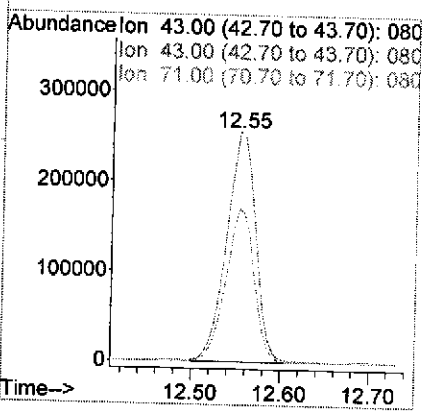

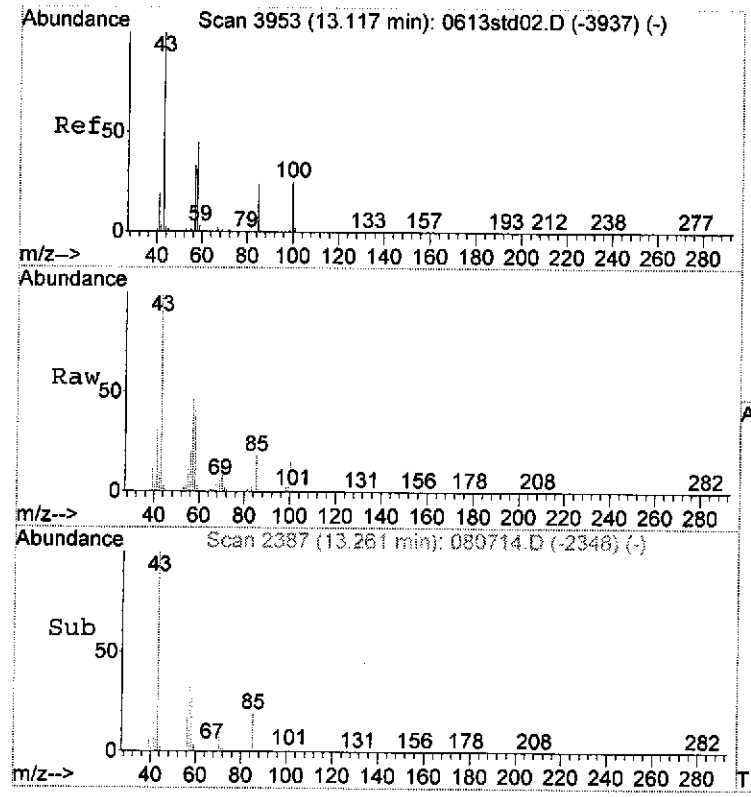

#37
Methyl_isobutyl_ketone
Concen: 2.03 ppbV
RT: 13.26 min Scan# 2387
Delta R.T. 0.01 min
Lab File: 080714.D
Acq: 07 Aug 06 23:24

Tgt Ion: 43 Resp: 40455

Ion	Ratio	Lower	Upper
43	100		
43	100.0	80.0	120.0
58	40.6	36.8	55.2

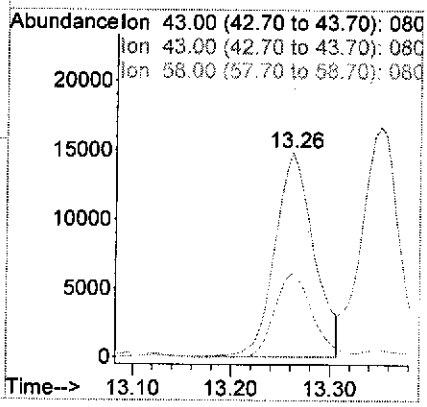

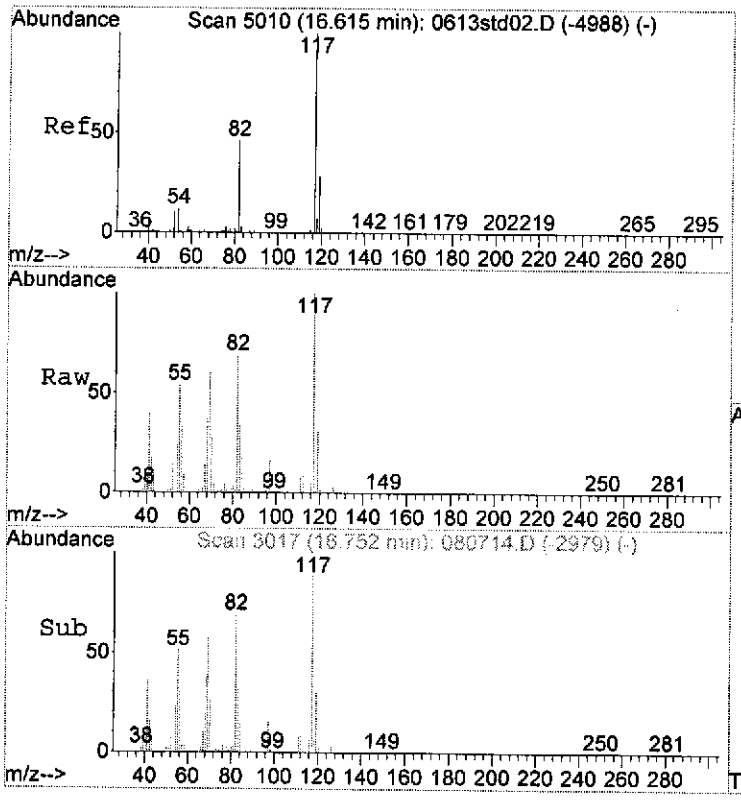

#40
Chlorobenzene,_d-5__(IS)
Concen: 10.00 ppbV
RT: 16.75 min Scan# 3017
Delta R.T. 0.01 min
Lab File: 080714.D
Acq: 07 Aug 06 23:24

Tgt Ion:117 Resp: 75488

Ion	Ratio	Lower	Upper
117	100		
117	100.0	80.0	120.0
82	0.0	49.6	74.4#

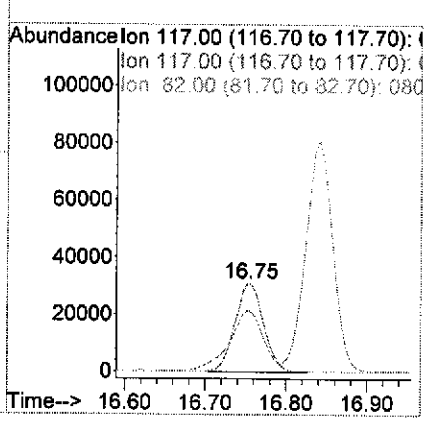

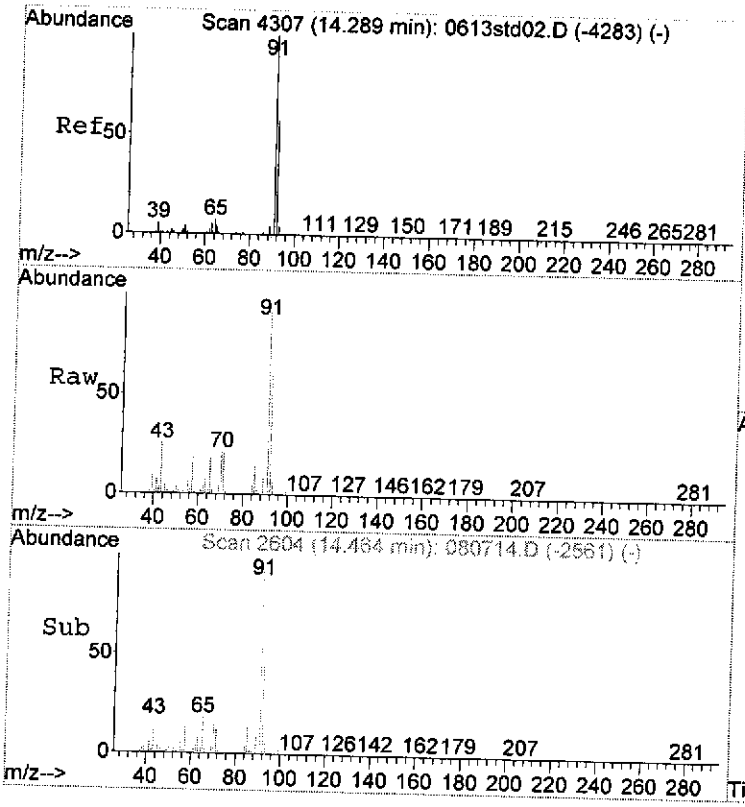

#41
Toluene
Concen: 82.53 ppbV
RT: 14.46 min Scan# 2604
Delta R.T. 0.04 min
Lab File: 080714.D
Acq: 07 Aug 06 23:24

Tgt Ion: 91 Resp: 2390535

Ion	Ratio	Lower	Upper
91	100		
91	100.0	80.0	120.0
92	0.0	51.2	76.8#

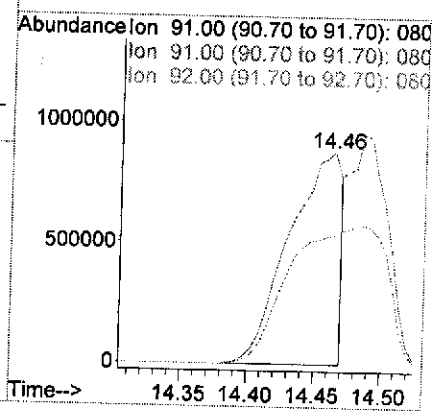

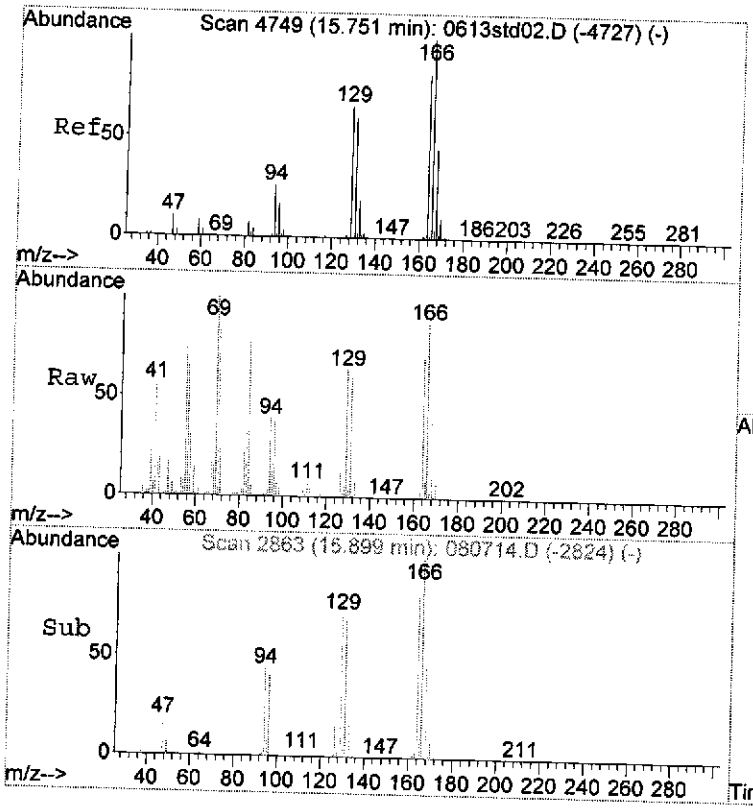

#44
Tetrachloroethylene
Concen: 0.60 ppbV
RT: 15.90 min Scan# 2863
Delta R.T. 0.01 min
Lab File: 080714.D
Acq: 07 Aug 06 23:24

Tgt Ion:166 Resp: 6207

Ion	Ratio	Lower	Upper
166	100		
166	100.0	80.0	120.0
164	81.0	72.8	109.2

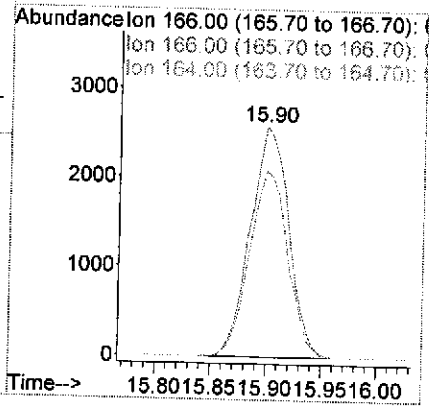

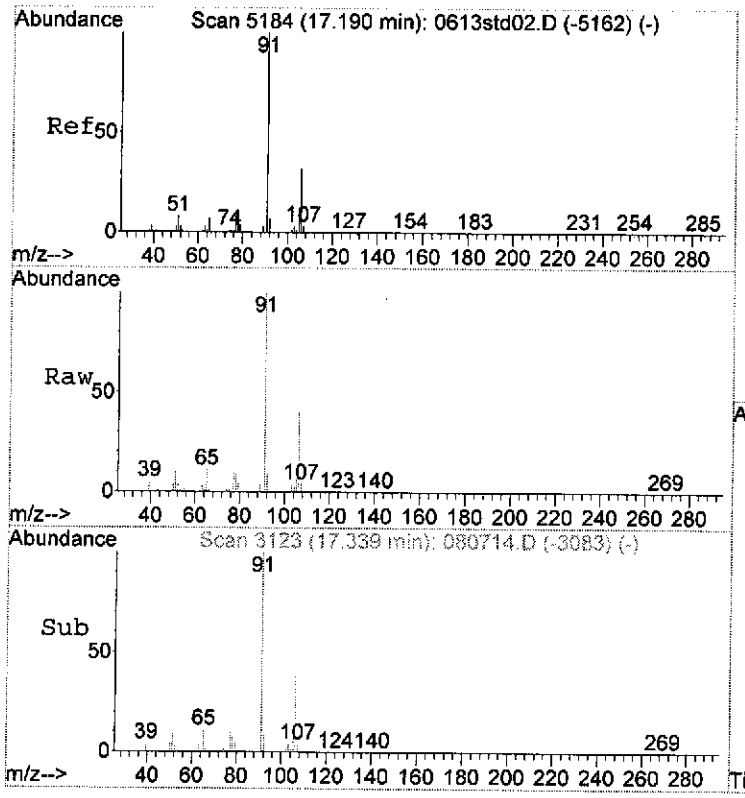

#46
Ethylbenzene
Concen: 38.58 ppbV
RT: 17.34 min Scan# 3123
Delta R.T. 0.02 min
Lab File: 080714.D
Acq: 07 Aug 06 23:24

Tgt Ion: 91 Resp: 1288339

Ion	Ratio	Lower	Upper
91	100		
91	100.0	80.0	120.0
106	38.1	30.4	45.6

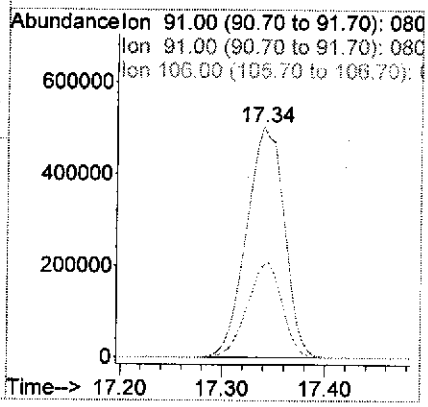



#47
Xylene,_m_&_p-
Concen: 36.94 ppbV
RT: 17.61 min Scan# 3171
Delta R.T. 0.02 min
Lab File: 080714.D
Acq: 07 Aug 06 23:24

Tgt Ion: 91 Resp: 1954361

Ion	Ratio	Lower	Upper
91	100		
91	100.0	80.0	120.0
106	111.0	44.0	66.0#

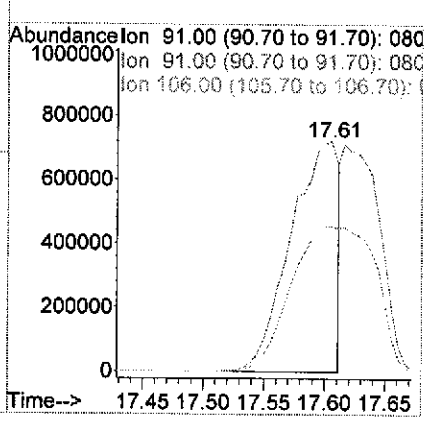

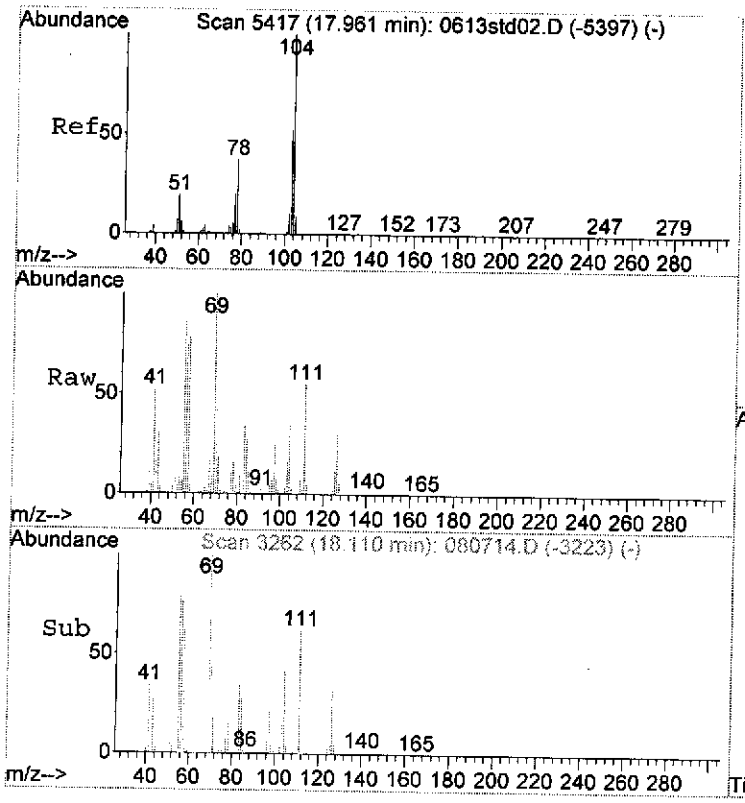

#49
Styrene
Concen: 0.59 ppbV
RT: 18.11 min Scan# 3262
Delta R.T. 0.02 min
Lab File: 080714.D
Acq: 07 Aug 06 23:24

Tgt Ion:104 Resp: 12139

Ion	Ratio	Lower	Upper
104	100		
104	100.0	80.0	120.0
103	48.6	48.0	72.0

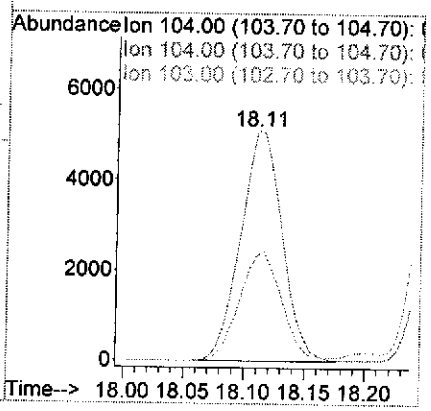

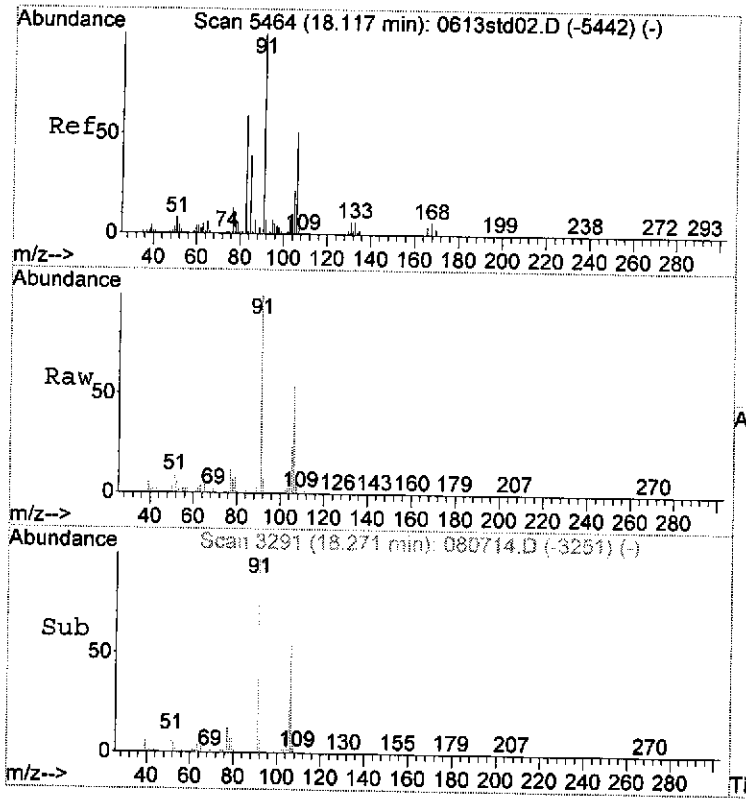

#51
Xylene,_o-
Concen: 31.57 ppbV
RT: 18.27 min Scan# 3291
Delta R.T. 0.02 min
Lab File: 080714.D
Acq: 07 Aug 06 23:24

Tgt Ion: 91 Resp: 869972

Ion	Ratio	Lower	Upper
91	100		
91	100.0	80.0	120.0
106	51.9	40.0	60.0

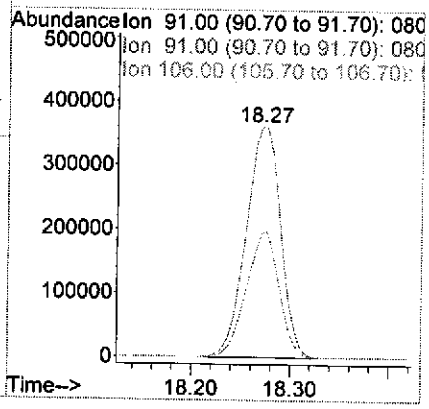

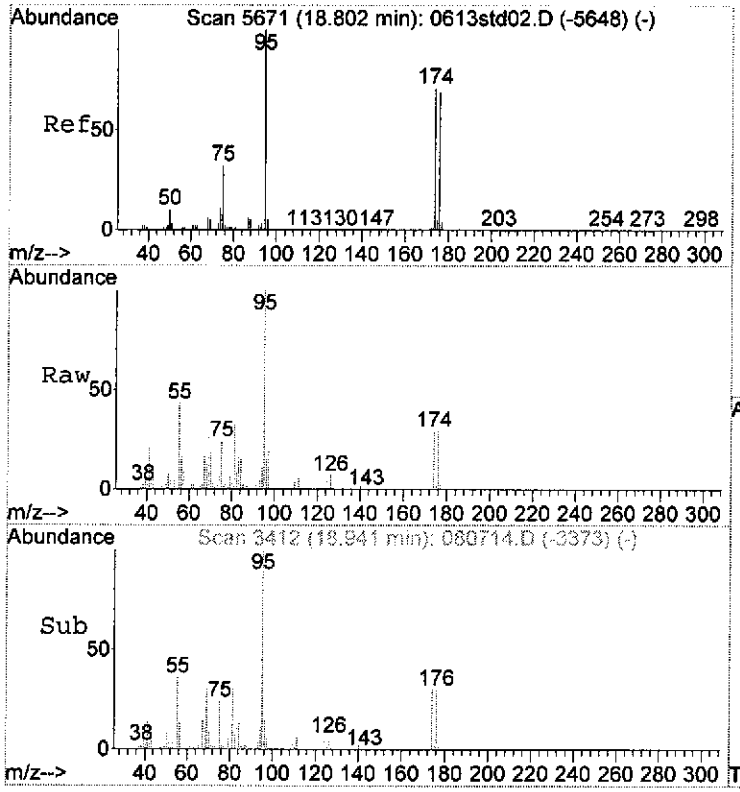

#52
Bromofluorobenzene_(tune_std)
Concen: 31.57 ppbV
RT: 18.94 min Scan# 3412
Delta R.T. 0.02 min
Lab File: 080714.D
Acq: 07 Aug 06 23:24

Tgt Ion: 95 Resp: 85419

Ion	Ratio	Lower	Upper
95	100		
95	100.0	80.0	120.0
174	27.9	47.2	70.8#

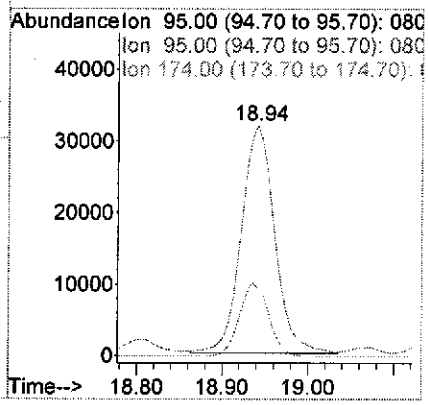



#54
Ethyltoluene,_4-
Concen: 13.37 ppbV
RT: 20.20 min Scan# 3640
Delta R.T. 0.02 min
Lab File: 080714.D
Acq: 07 Aug 06 23:24

Tgt Ion:105 Resp: 444426

Ion	Ratio	Lower	Upper
105	100		
105	100.0	80.0	120.0
120	33.0	28.0	42.0

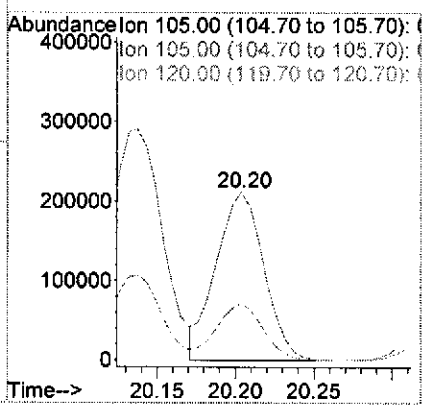

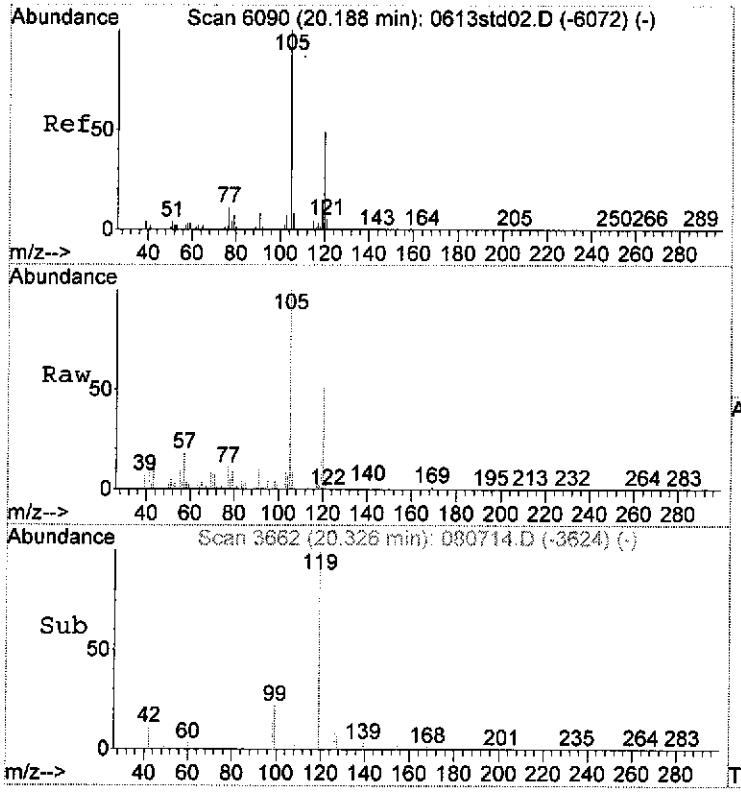

#55
Trimethylbenzene,_1,3,5-
Concen: 5.32 ppbV
RT: 20.33 min Scan# 3662
Delta R.T. 0.01 min
Lab File: 080714.D
Acq: 07 Aug 06 23:24

Tgt Ion:105 Resp: 153908

Ion	Ratio	Lower	Upper
105	100		
105	100.0	80.0	120.0
120	51.9	46.4	69.6

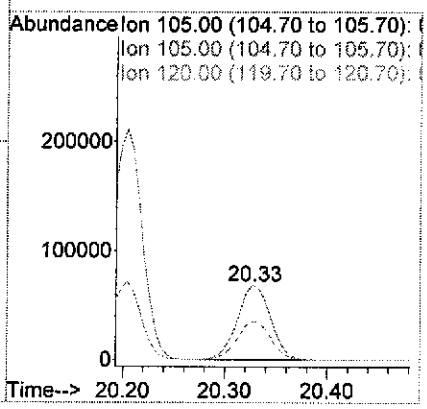

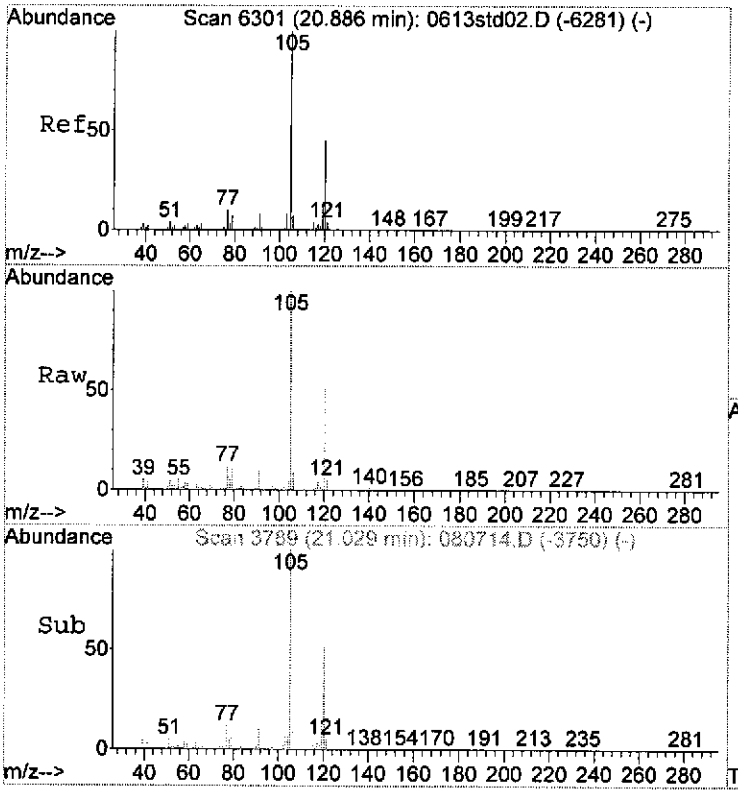

#56
Trimethylbenzene,_1,2,4-
Concen: 24.37 ppbV
RT: 21.03 min Scan# 3789
Delta R.T. 0.02 min
Lab File: 080714.D
Acq: 07 Aug 06 23:24

Tgt Ion:105 Resp: 678781

Ion	Ratio	Lower	Upper
105	100		
105	100.0	80.0	120.0
120	51.3	41.6	62.4

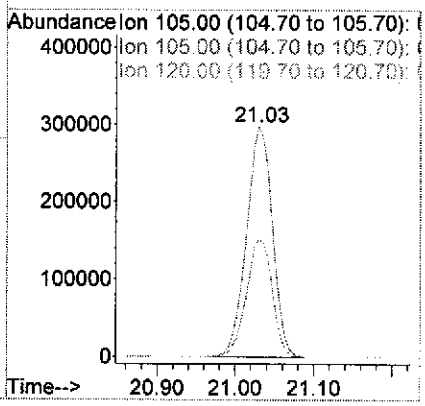

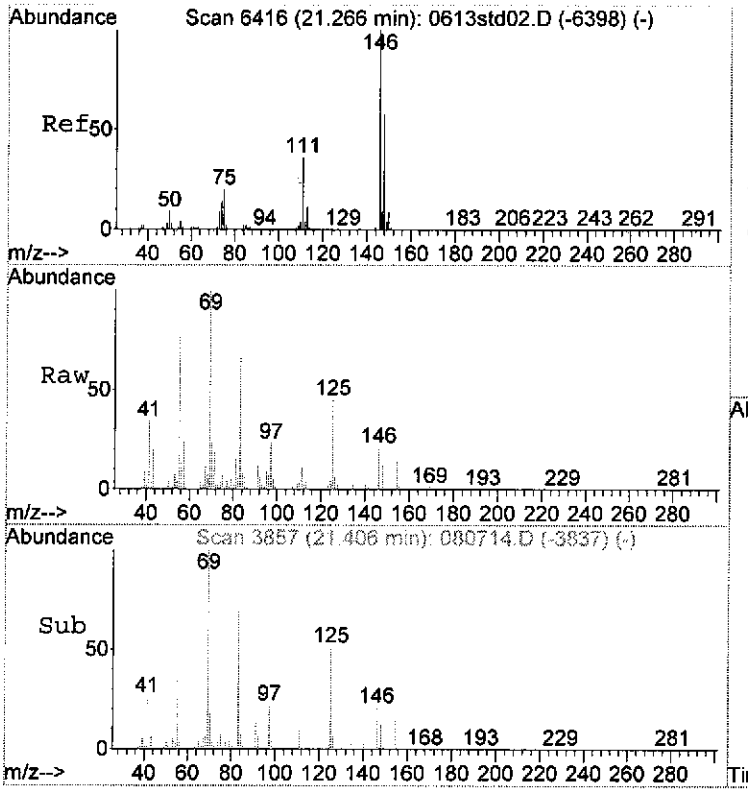

#58
Dichlorobenzene,_1,4-
Concen: 0.42 ppbV
RT: 21.41 min Scan# 3857
Delta R.T. 0.01 min
Lab File: 080714.D
Acq: 07 Aug 06 23:24

Tgt Ion:146 Resp: 7775

Ion	Ratio	Lower	Upper
146	100		
146	100.0	80.0	120.0
148	61.1	47.2	70.8

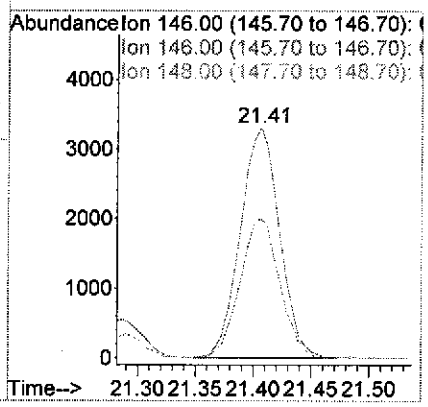

Quantitation Report (QT Reviewed)

Data Path : C:\MSDChem\1\DATA\Aug06\
Data File : 080419.D
Acq On : 05 Aug 2006 02:22
Operator : .
Sample : 60419-14 x 25 dil.
Misc : .
ALS Vial : 19 Sample Multiplier: 1

Quant Time: Aug 07 10:55:05 2006
Quant Method : C:\MSDCHEM\1\METHODS\PAL0726.M
Quant Title : TO-15
QLast Update : Mon Aug 07 10:49:25 2006
Response via : Initial Calibration

Internal Standards	R.T.	QIon	Response	Conc Units	Dev(Min)
1) Bromochloromethane_(IS)	9.16	130	25225	10.00 ppbV	-0.03
25) Difluorobenzene,_1,4-_(IS)	11.35	114	117780	10.00 ppbV	-0.02
40) Chlorobenzene,_d-5__(IS)	16.74	117	101485	10.00 ppbV	0.00
System Monitoring Compounds					
52) Bromofluorobenzene_(tune_s	18.93	95	62822	10.16 ppbV	0.00
Spiked Amount 10.000	Range	75 - 125	Recovery	= 101.60%	
Target Compounds					Qvalue
10) Acetone	5.78	43	47005	4.44 ppbV #	78
11) Trichlorofluoromethane	5.94	101	10649	0.82 ppbV	98
17) Carbon_disulfide	7.10	76	23262	0.82 ppbV #	98
23) Hexane	9.20	57	22836	1.39 ppbV	98
28) Benzene	10.94	78	27017	0.84 ppbV	97
30) Cyclohexane	11.25	56	9049	0.50 ppbV	99
34) Trimethylpentane,_2,2,4-	12.21	57	881199	43.78 ppbV	99
35) Heptane	12.52	43	25056	1.33 ppbV	99
41) Toluene	14.42	91	460055	11.81 ppbV	96
46) Ethylbenzene	17.32	91	67064	1.49 ppbV	97
47) Xylene,_m_&_p-	17.55	91	243718	3.43 ppbV	97
51) Xylene,_o-	18.24	91	45653	1.23 ppbV	99
54) Ethyltoluene,_4-	20.18	105	24003	0.54 ppbV	98
56) Trimethylbenzene,_1,2,4-	21.01	105	37895	1.01 ppbV	97

(#) = qualifier out of range (m) = manual integration (+) = signals summed

Quantitation Report (QT Reviewed)

Data Path : C:\MSDChem\1\DATA\Aug06\
Data File : 080419.D
Acq On : 05 Aug 2006 02:22
Operator : .
Sample : 60419-14 x 25 dil.
Misc : .
ALS Vial : 19 Sample Multiplier: 1

Quant Time: Aug 07 10:55:05 2006
Quant Method : C:\MSDCHEM\1\METHODS\PAL0726.M
Quant Title : TO-15
QLast Update : Mon Aug 07 10:49:25 2006
Response via : Initial Calibration

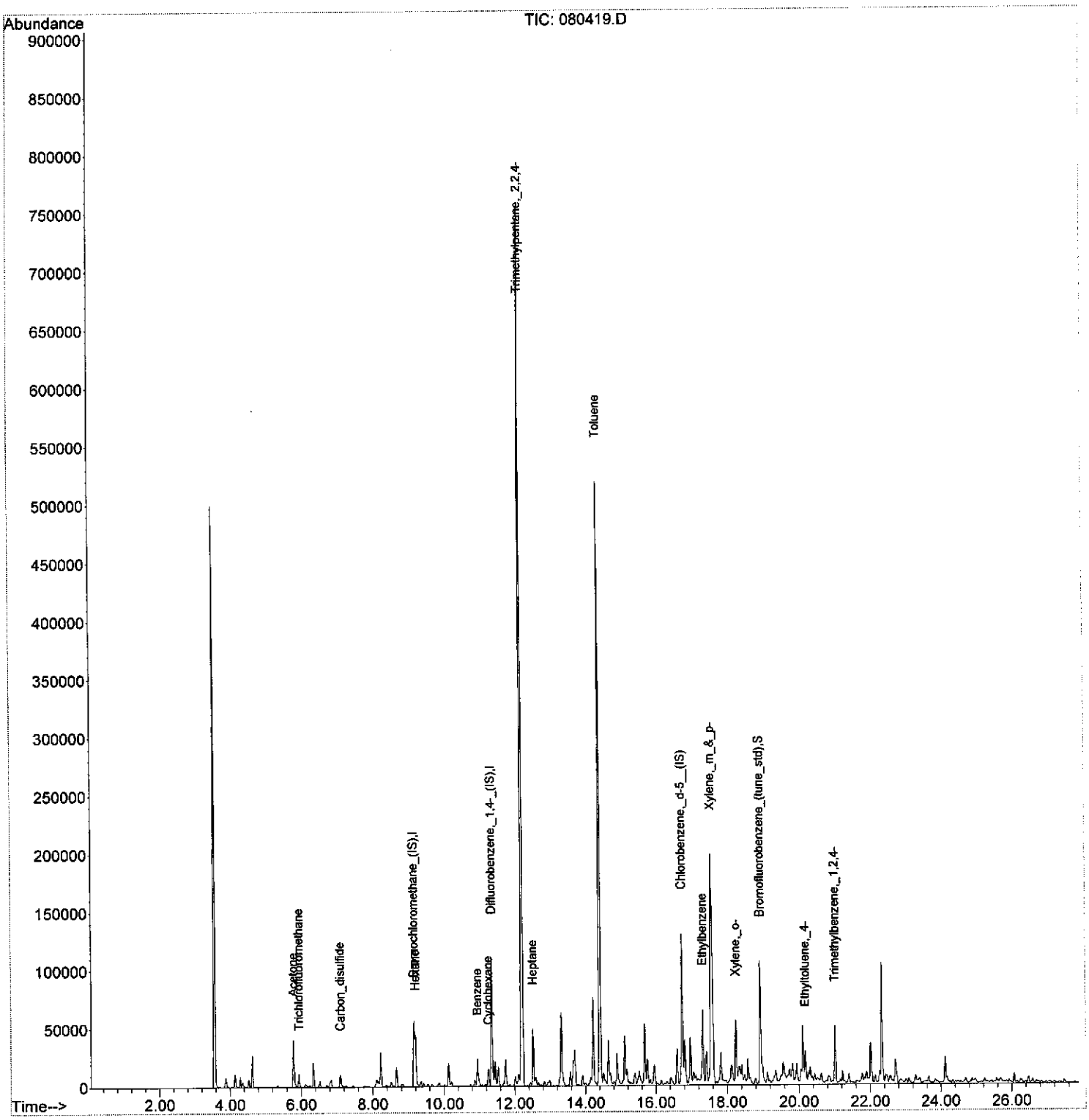

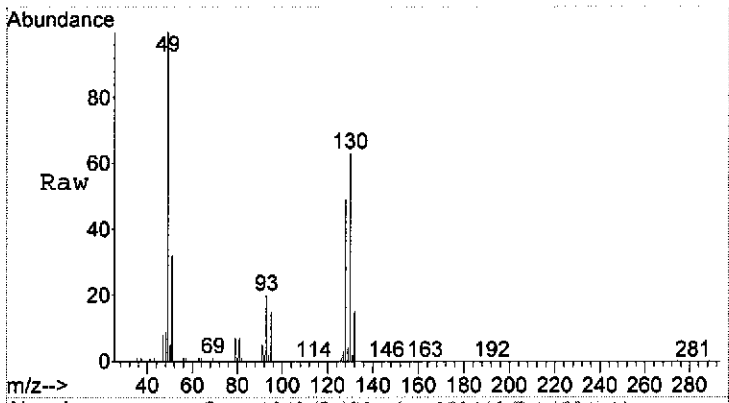

#1
Bromochloromethane_(IS)
Concen: 10.00 ppbV
RT: 9.16 min Scan# 1643
Delta R.T. -0.03 min
Lab File: 080419.D
Acq: 05 Aug 2006 02:22

Tgt Ion:130 Resp: 25225

Ion	Ratio	Lower	Upper
130	100		
130	100.0	80.0	120.0
128	77.9	66.4	99.6

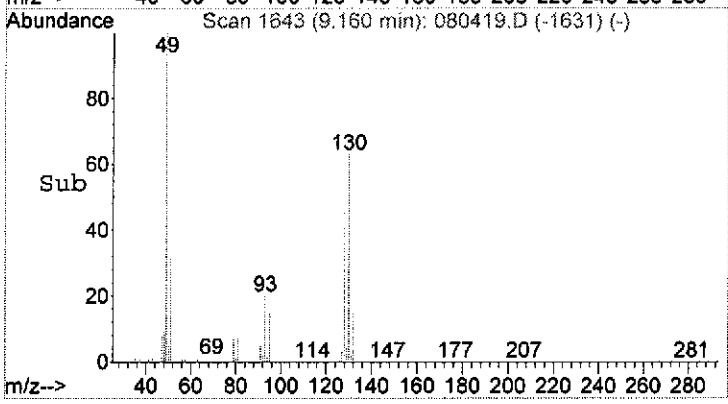

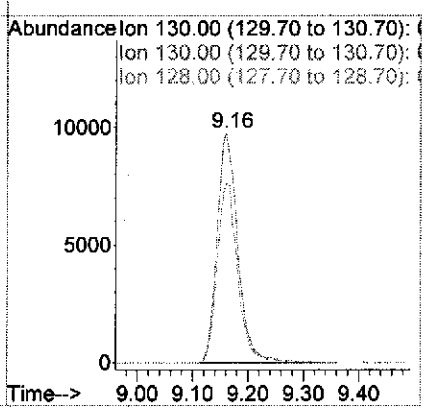

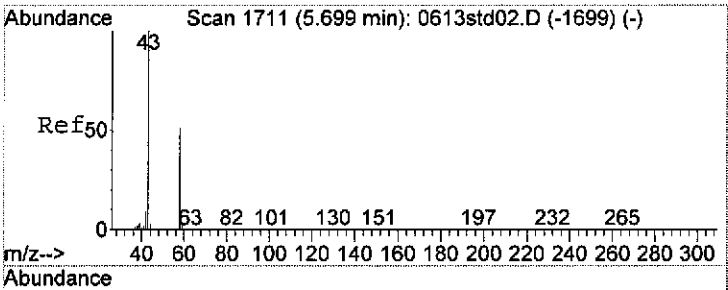

#10
Acetone
Concen: 4.44 ppbV
RT: 5.78 min Scan# 1035
Delta R.T. -0.03 min
Lab File: 080419.D
Acq: 05 Aug 2006 02:22

Tgt Ion: 43 Resp: 47005

Ion	Ratio	Lower	Upper
43	100		
43	100.0	80.0	120.0
58	0.0	36.8	55.2#





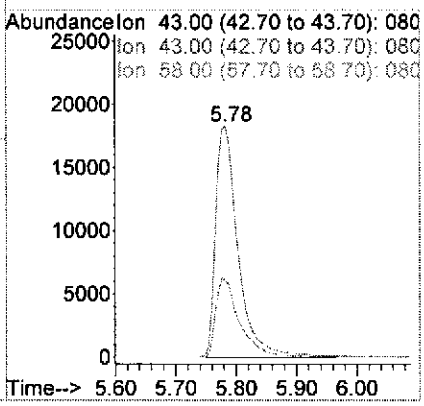

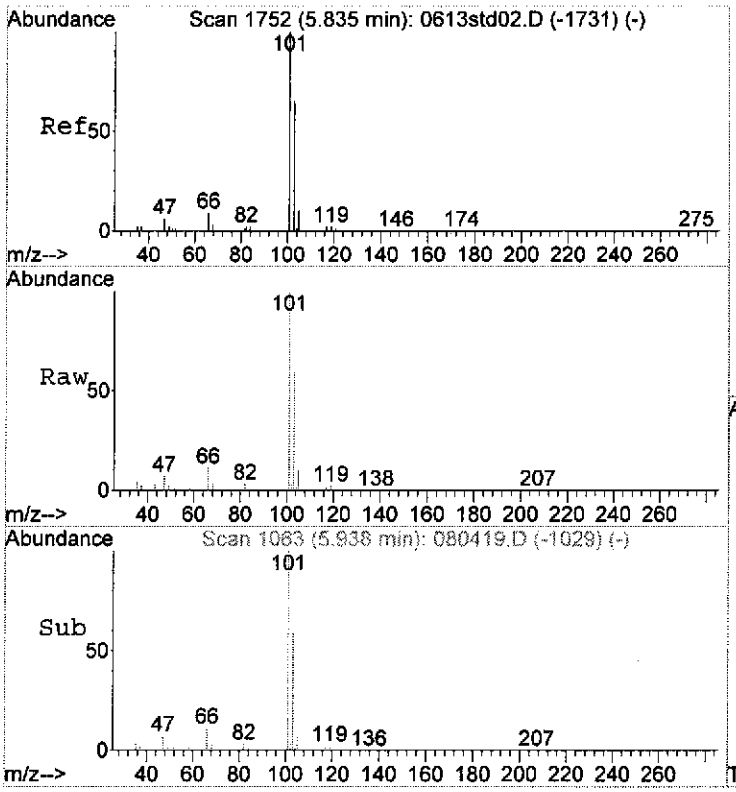

#11
Trichlorofluoromethane
Concen: 0.82 ppbV
RT: 5.94 min Scan# 1063
Delta R.T. -0.01 min
Lab File: 080419.D
Acq: 05 Aug 2006 02:22

Tgt Ion:101 Resp: 10649

Ion	Ratio	Lower	Upper
101	100		
101	100.0	80.0	120.0
103	62.5	47.2	70.8

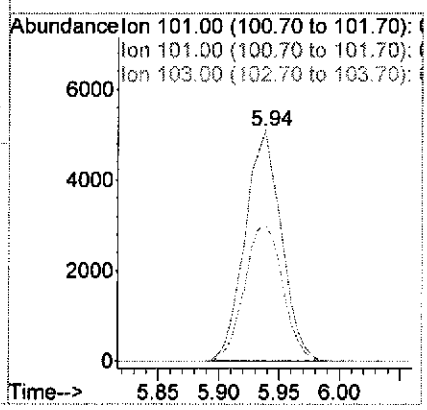

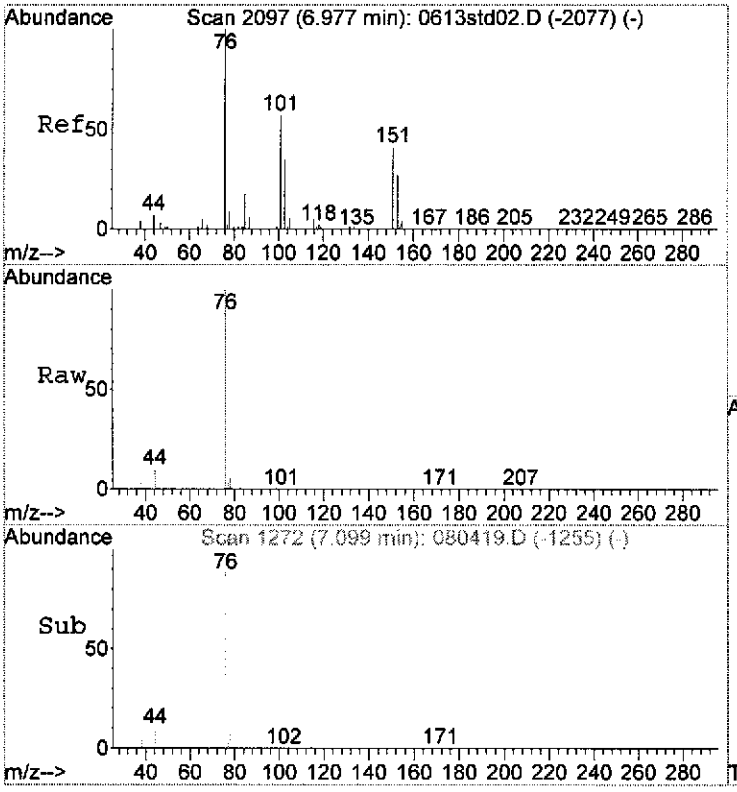

#17
Carbon_disulfide
Concen: 0.82 ppbV
RT: 7.10 min Scan# 1272
Delta R.T. -0.01 min
Lab File: 080419.D
Acq: 05 Aug 2006 02:22

Tgt Ion: 76 Resp: 23262

Ion	Ratio	Lower	Upper
76	100		
76	100.0	80.0	120.0
44	0.0	6.0	9.0#

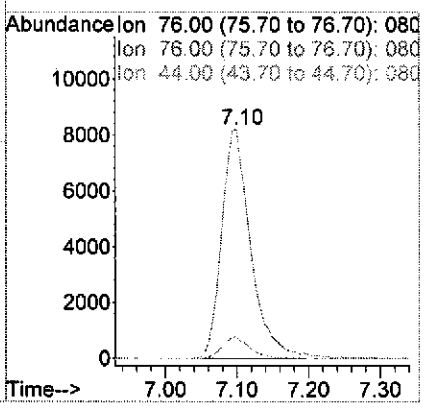

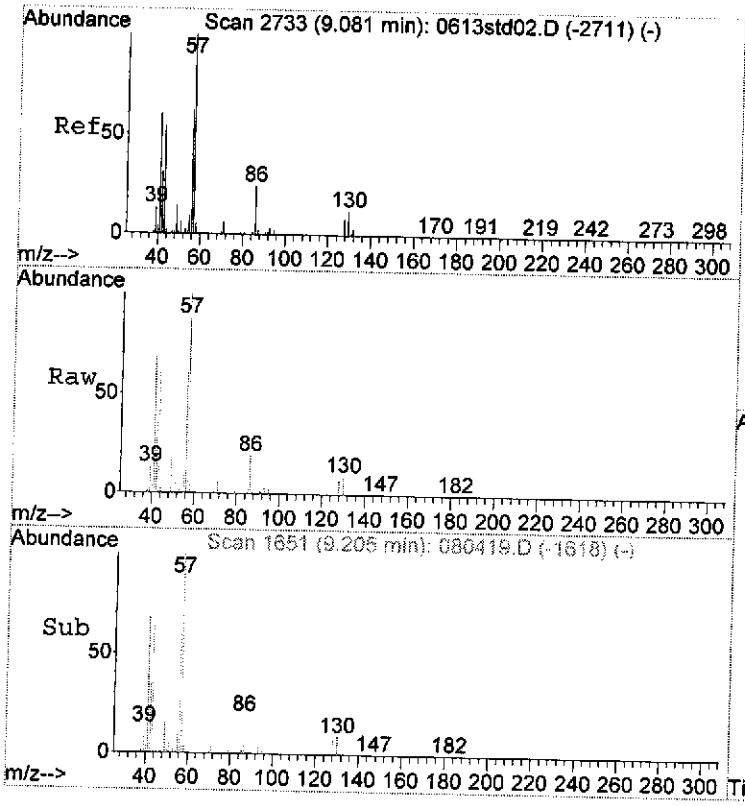

#23
Hexane
Concen: 1.39 ppbV
RT: 9.20 min Scan# 1651
Delta R.T. -0.01 min
Lab File: 080419.D
Acq: 05 Aug 2006 02:22

Tgt Ion: 57 Resp: 22836

Ion	Ratio	Lower	Upper
57	100		
57	100.0	80.0	120.0
41	73.4	55.2	82.8

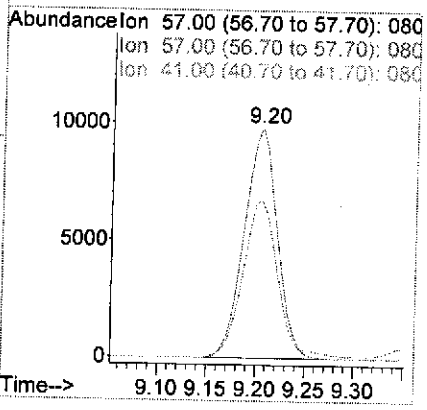

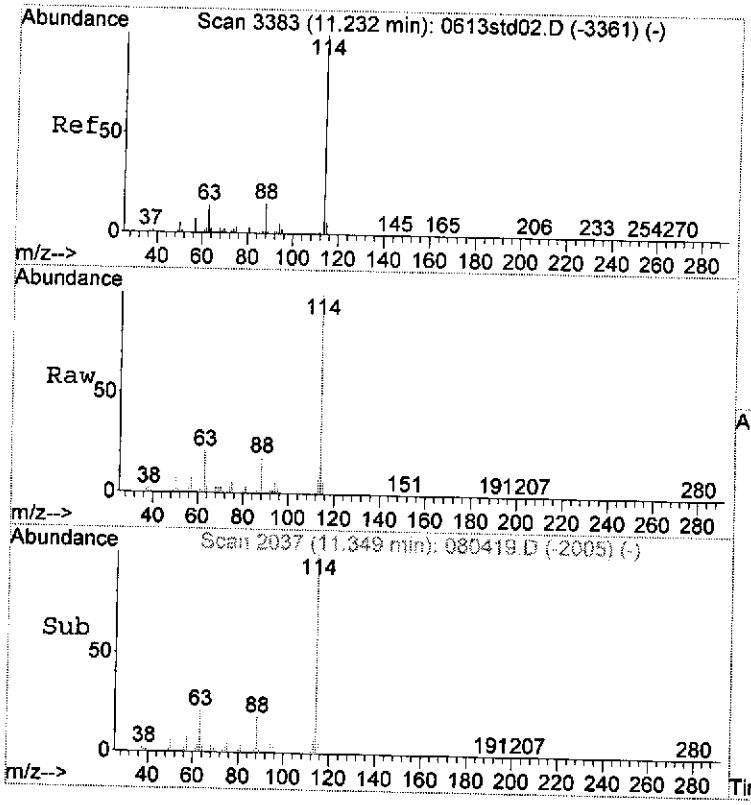

#25
Difluorobenzene,_1,4-_(IS)
Concen: 10.00 ppbV
RT: 11.35 min Scan# 2037
Delta R.T. -0.02 min
Lab File: 080419.D
Acq: 05 Aug 2006 02:22

Tgt Ion:114 Resp: 117780

Ion	Ratio	Lower	Upper
114	100		
114	100.0	80.0	120.0
63	20.1	16.0	24.0

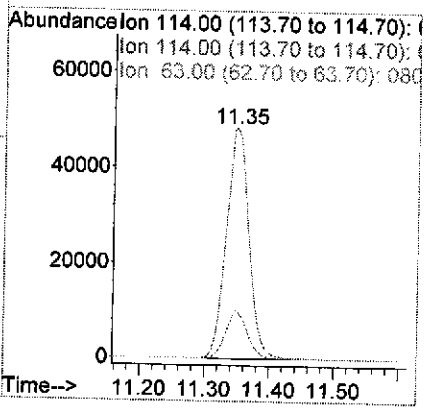

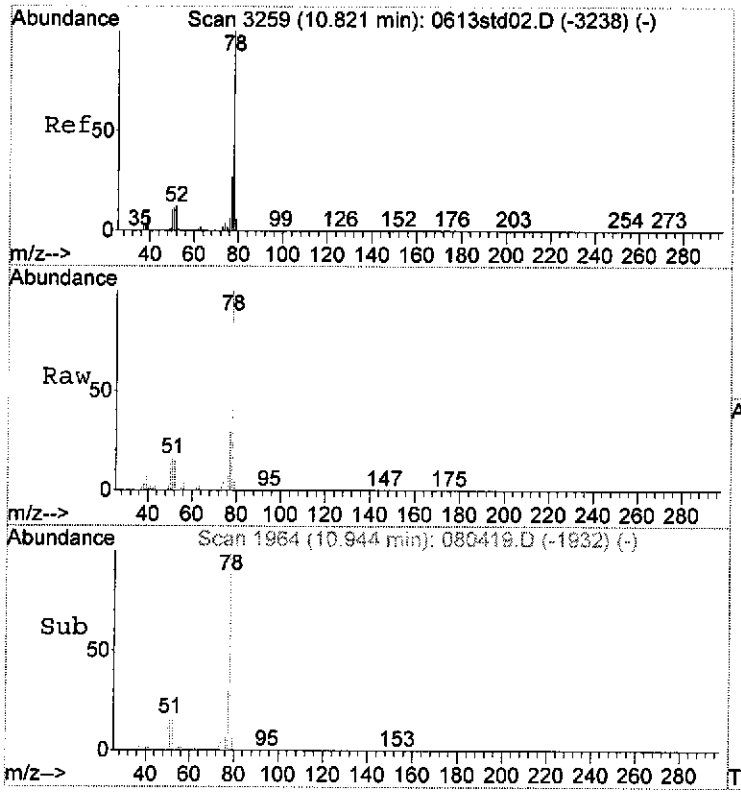

#28
Benzene
Concen: 0.84 ppbV
RT: 10.94 min Scan# 1964
Delta R.T. -0.02 min
Lab File: 080419.D
Acq: 05 Aug 2006 02:22

Tgt Ion: 78 Resp: 27017

Ion	Ratio	Lower	Upper
78	100		
78	100.0	80.0	120.0
77	28.9	28.0	42.0

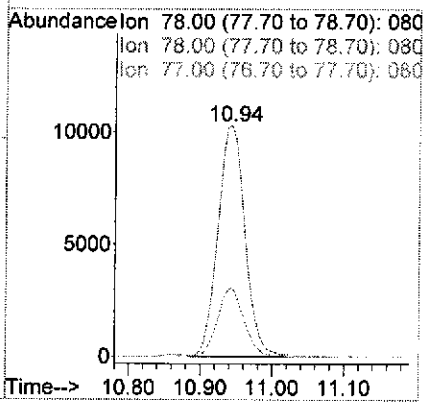

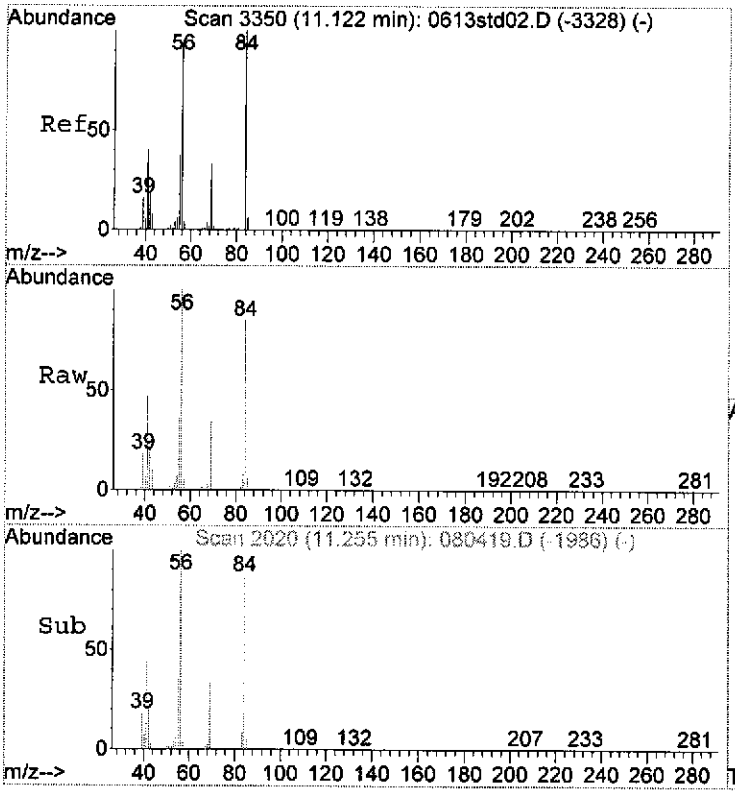

#30
Cyclohexane
Concen: 0.50 ppbV
RT: 11.25 min Scan# 2020
Delta R.T. -0.01 min
Lab File: 080419.D
Acq: 05 Aug 2006 02:22

Tgt Ion: 56 Resp: 9049

Ion	Ratio	Lower	Upper
56	100		
56	100.0	80.0	120.0
84	87.5	68.0	102.0

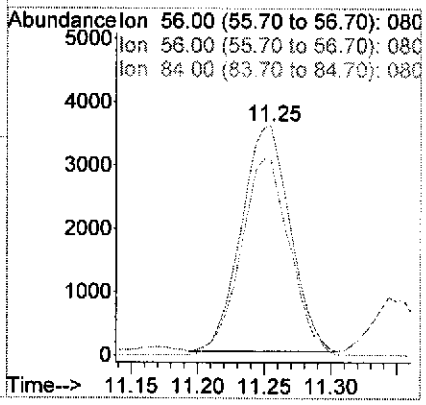



#34
Trimethylpentane,_2,2,4-
Concen: 43.78 ppbV
RT: 12.21 min Scan# 2192
Delta R.T. -0.00 min
Lab File: 080419.D
Acq: 05 Aug 2006 02:22

Tgt Ion: 57 Resp: 881199

Ion	Ratio	Lower	Upper
57	100		
57	100.0	80.0	120.0
56	44.4	34.4	51.6

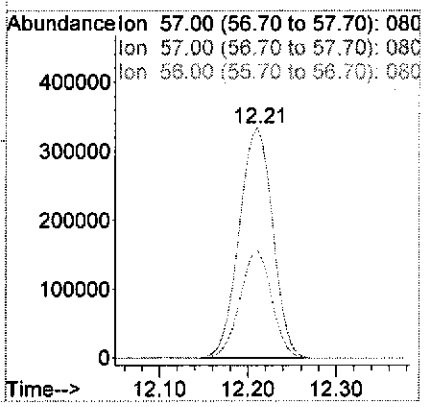

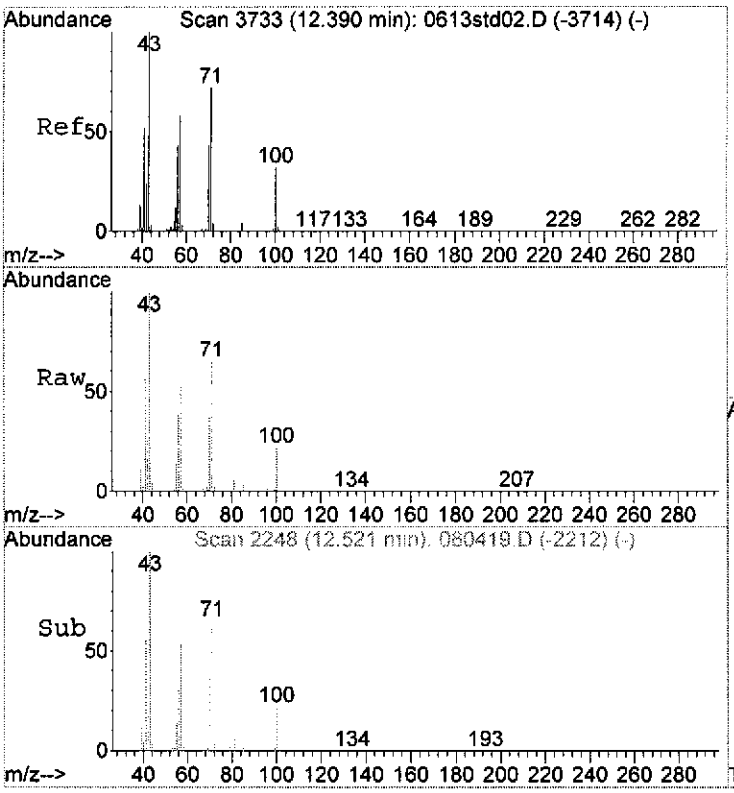

#35
Heptane
Concen: 1.33 ppbV
RT: 12.52 min Scan# 2248
Delta R.T. -0.00 min
Lab File: 080419.D
Acq: 05 Aug 2006 02:22

Tgt Ion: 43 Resp: 25056

Ion	Ratio	Lower	Upper
43	100		
43	100.0	80.0	120.0
71	62.3	51.2	76.8

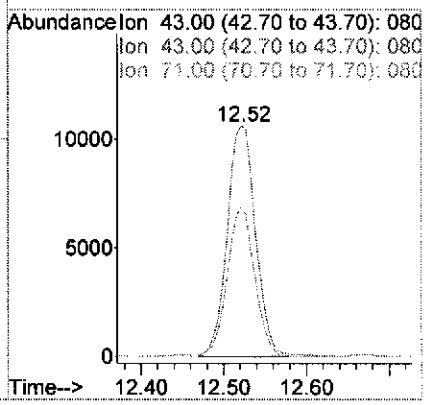

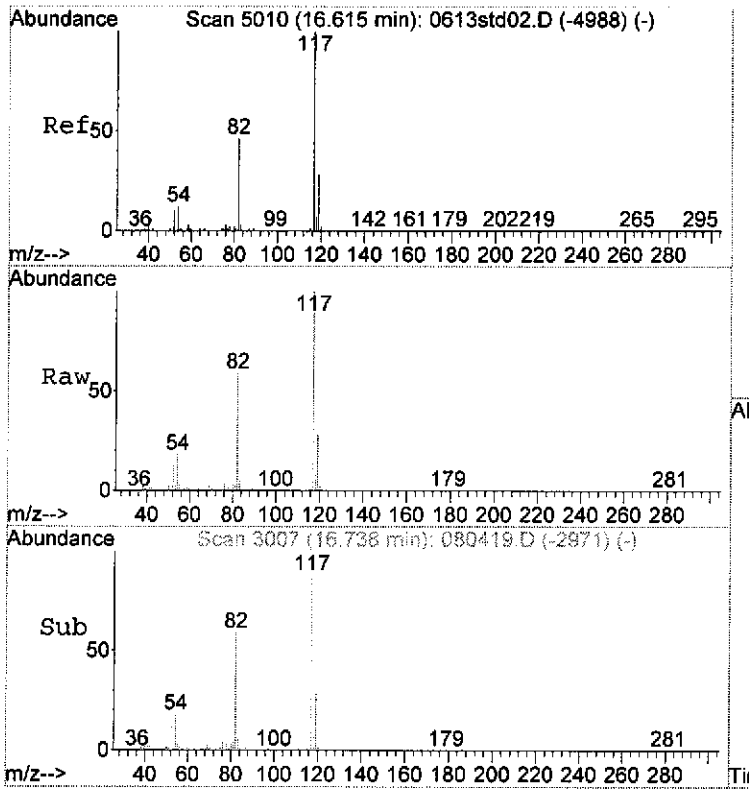

#40
Chlorobenzene, d-5 (IS)
Concen: 10.00 ppbV
RT: 16.74 min Scan# 3007
Delta R.T. -0.00 min
Lab File: 080419.D
Acq: 05 Aug 2006 02:22

Tgt Ion:117 Resp: 101485

Ion	Ratio	Lower	Upper
117	100		
117	100.0	80.0	120.0
82	60.8	49.6	74.4

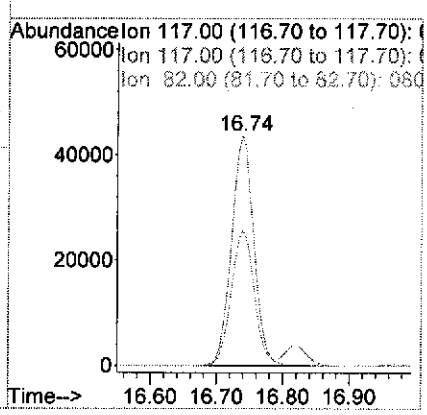

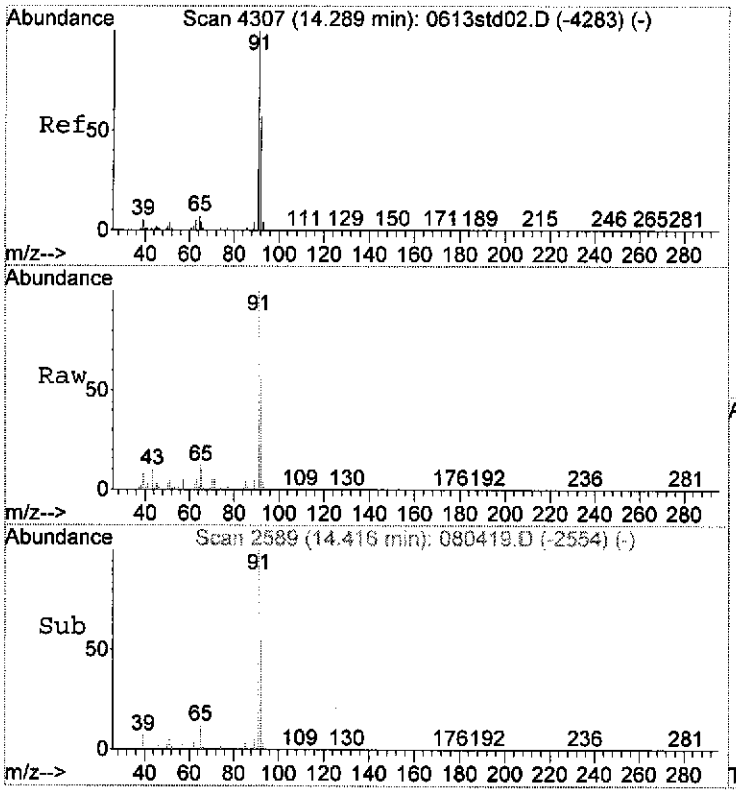

#41
Toluene
Concen: 11.81 ppbV
RT: 14.42 min Scan# 2589
Delta R.T. -0.01 min
Lab File: 080419.D
Acq: 05 Aug 2006 02:22

Tgt Ion: 91 Resp: 460055

Ion	Ratio	Lower	Upper
91	100		
91	100.0	80.0	120.0
92	56.4	51.2	76.8

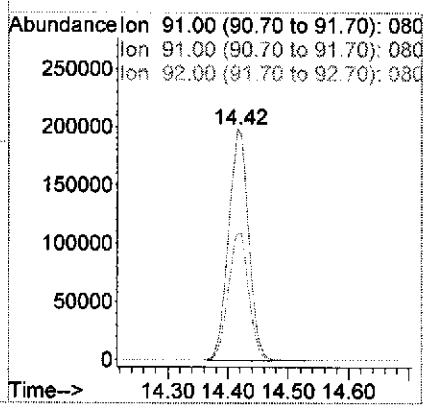

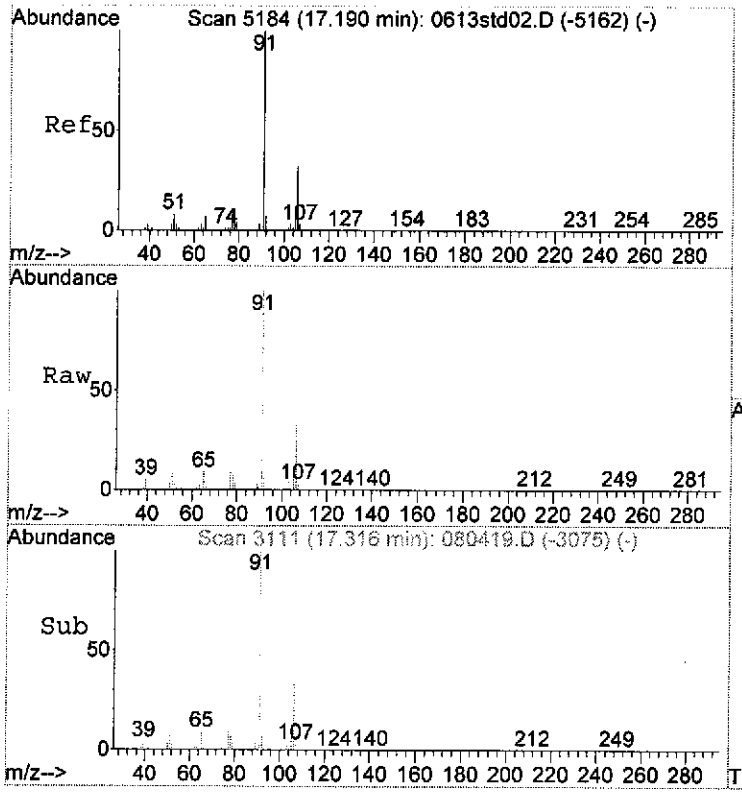

#46
Ethylbenzene
Concen: 1.49 ppbV
RT: 17.32 min Scan# 3111
Delta R.T. -0.00 min
Lab File: 080419.D
Acq: 05 Aug 2006 02:22

Tgt Ion: 91 Resp: 67064

Ion	Ratio	Lower	Upper
91	100		
91	100.0	80.0	120.0
106	32.5	30.4	45.6

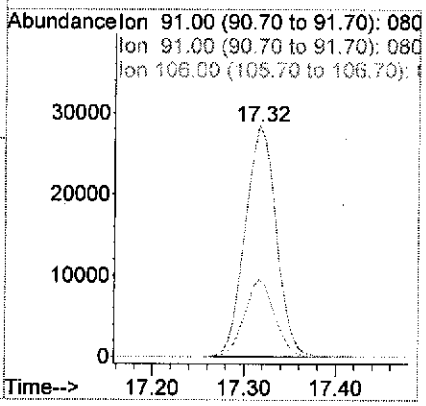

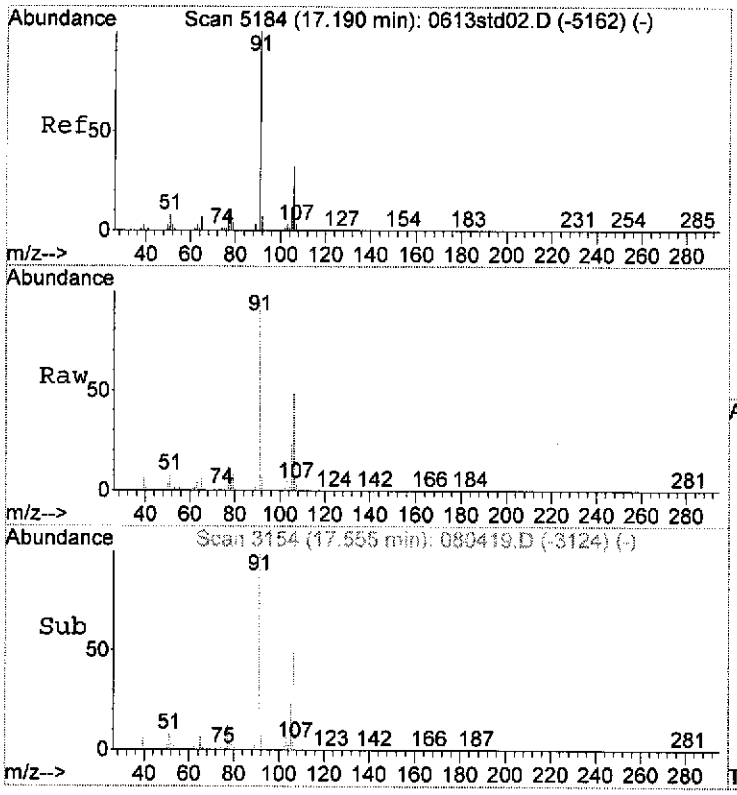

#47
Xylene,_m_&_p-
Concen: 3.43 ppbV
RT: 17.55 min Scan# 3154
Delta R.T. -0.03 min
Lab File: 080419.D
Acq: 05 Aug 2006 02:22

Tgt Ion: 91 Resp: 243718

Ion	Ratio	Lower	Upper
91	100		
91	100.0	80.0	120.0
106	49.0	44.0	66.0

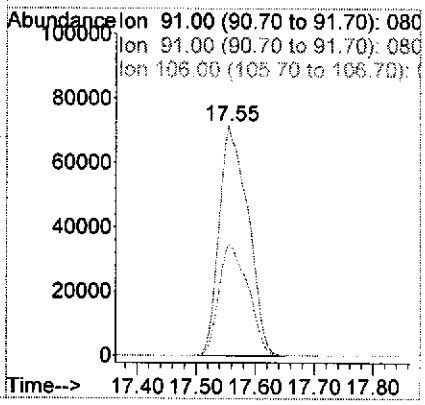

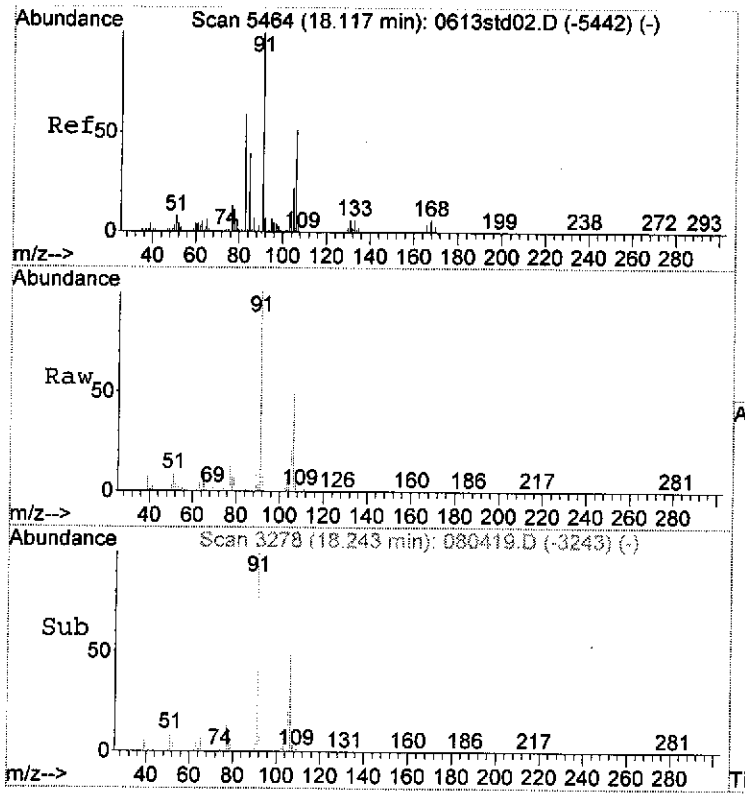

#51
Xylene,_o-
Concen: 1.23 ppbV
RT: 18.24 min Scan# 3278
Delta R.T. -0.00 min
Lab File: 080419.D
Acq: 05 Aug 2006 02:22

Tgt Ion: 91 Resp: 45653

Ion	Ratio	Lower	Upper
91	100		
91	100.0	80.0	120.0
106	48.2	40.0	60.0

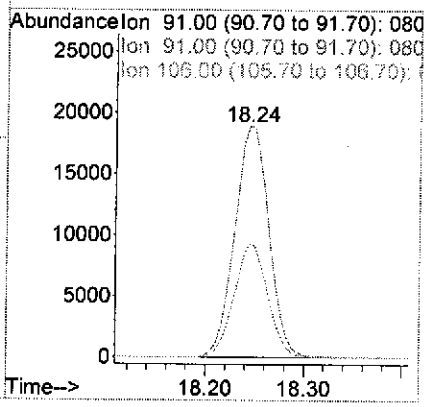

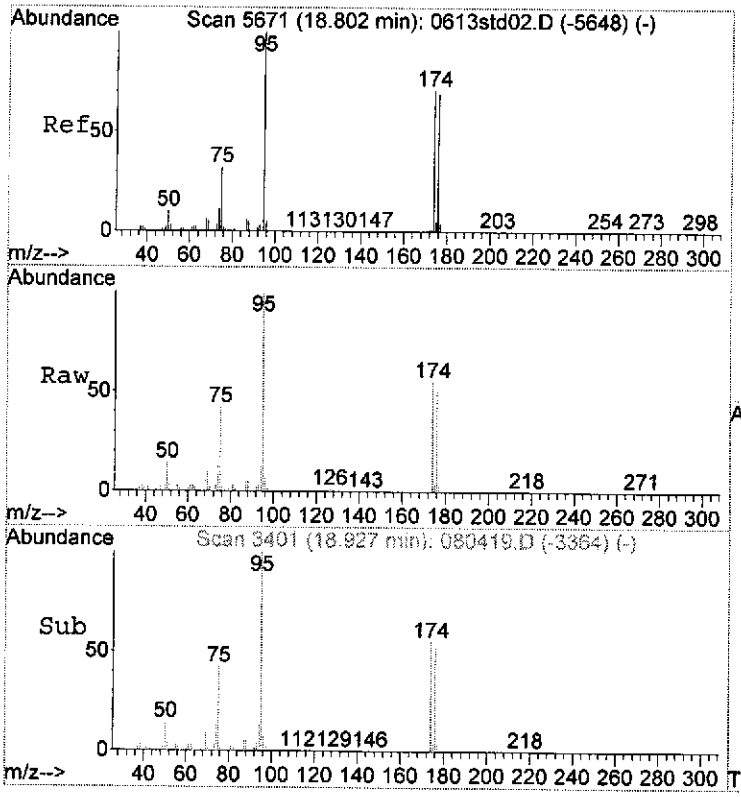

#52
Bromofluorobenzene_(tune_std)
Concen: 1.23 ppbV
RT: 18.93 min Scan# 3401
Delta R.T. 0.00 min
Lab File: 080419.D
Acq: 05 Aug 2006 02:22

Tgt Ion: 95 Resp: 62822

Ion	Ratio	Lower	Upper
95	100		
95	100.0	80.0	120.0
174	53.7	47.2	70.8

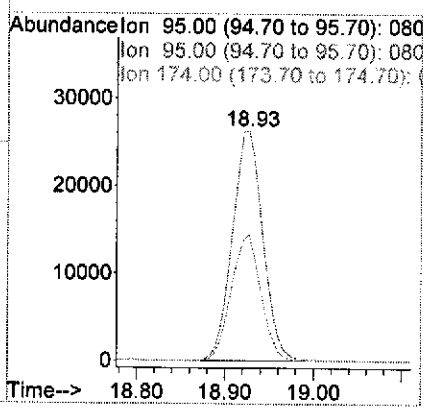

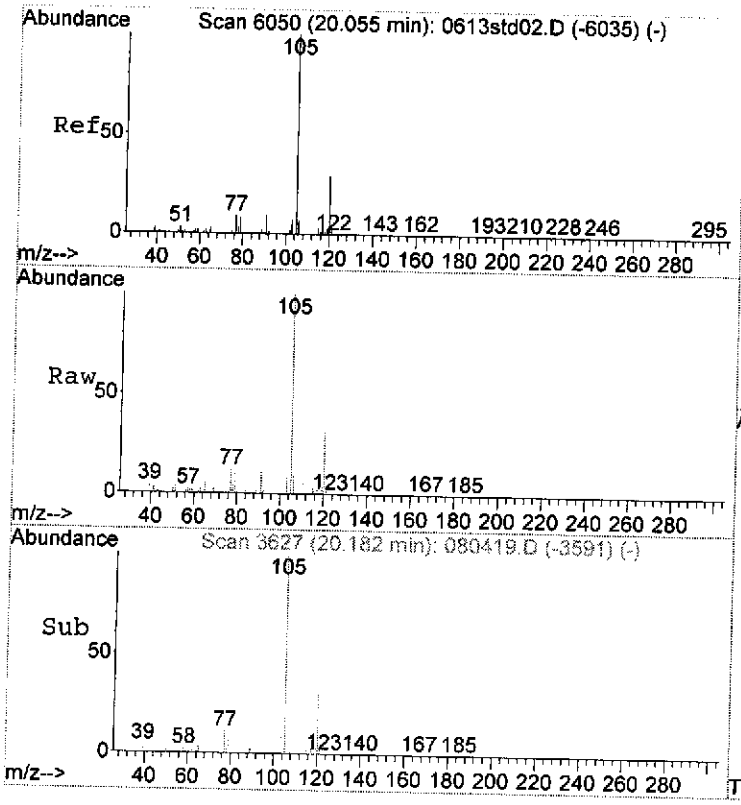

#54
Ethyltoluene,_4-
Concen: 0.54 ppbV
RT: 20.18 min Scan# 3627
Delta R.T. 0.00 min
Lab File: 080419.D
Acq: 05 Aug 2006 02:22

Tgt Ion:105 Resp: 24003

Ion	Ratio	Lower	Upper
105	100		
105	100.0	80.0	120.0
120	31.0	28.0	42.0

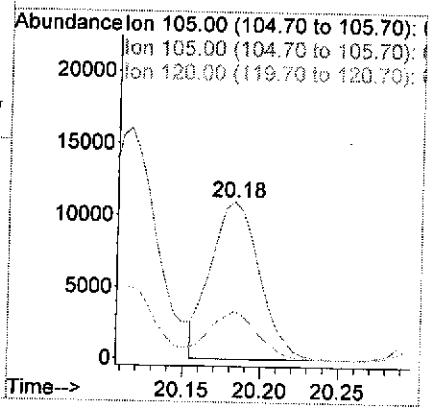

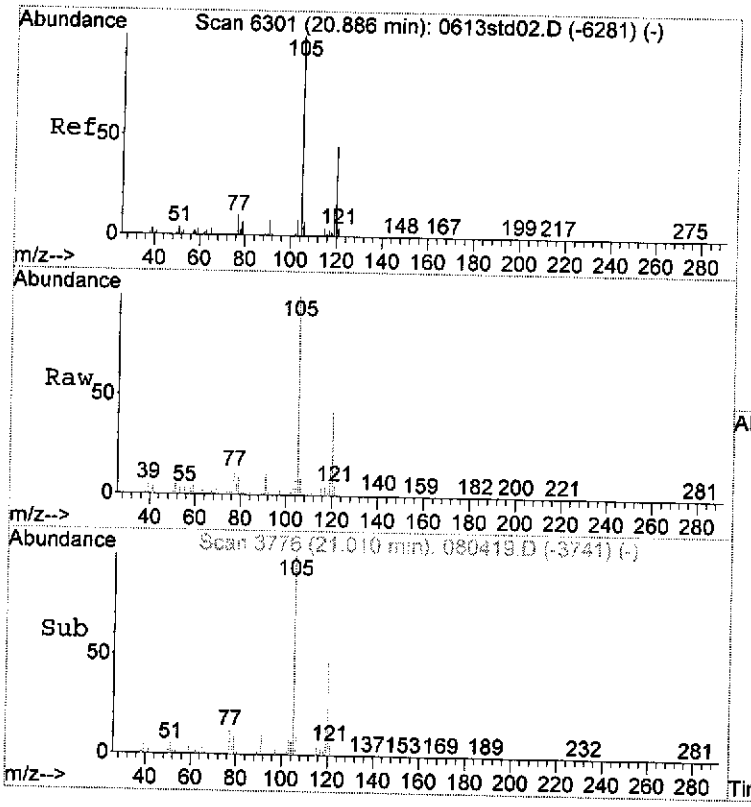

#56
Trimethylbenzene,_1,2,4-
Concen: 1.01 ppbV
RT: 21.01 min Scan# 3776
Delta R.T. -0.00 min
Lab File: 080419.D
Acq: 05 Aug 2006 02:22

Tgt Ion:105 Resp: 37895

Ion	Ratio	Lower	Upper
105	100		
105	100.0	80.0	120.0
120	46.4	41.6	62.4

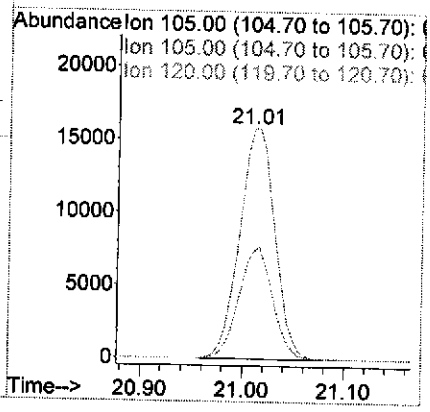

Quantitation Report (Not Reviewed)

Data Path : C:\MSDChem\1\DATA\Aug06\
Data File : 080422.D
Acq On : 05 Aug 2006 04:48
Operator : .
Sample : 60419-16 x 1000 dil.
Misc : .
ALS Vial : 22 Sample Multiplier: 1

Quant Time: Aug 07 10:56:27 2006
Quant Method : C:\MSDCHEM\1\METHODS\PAL0726.M
Quant Title : TO-15
QLast Update : Mon Aug 07 10:49:25 2006
Response via : Initial Calibration

Internal Standards	R.T.	QIon	Response	Conc	Units	Dev(Min)
1) Bromochloromethane_(IS)	9.16	130	19183	10.00	ppbV	-0.03
25) Difluorobenzene,_1,4-_(IS)	11.34	114	103977	10.00	ppbV	-0.02
40) Chlorobenzene,_d-5__(IS)	16.74	117	89184	10.00	ppbV	0.00
System Monitoring Compounds						
52) Bromofluorobenzene_(tune_s	18.93	95	54427	10.02	ppbV	0.01
Spiked Amount 10.000	Range 75 - 125		Recovery = 100.20%			
Target Compounds						Qvalue
10) Acetone	5.79	43	10208	1.27	ppbV #	78
21) Methyl_ethyl_ketone	8.67	43	1367	0.10	ppbV #	88
23) Hexane	9.20	57	4750	0.38	ppbV	97
30) Cyclohexane	11.25	56	10245	0.64	ppbV	100
34) Trimethylpentane,_2,2,4-	12.21	57	33014	1.86	ppbV	97
35) Heptane	12.52	43	3520	0.21	ppbV	98

(#) = qualifier out of range (m) = manual integration (+) = signals summed

Quantitation Report (Not Reviewed)

Data Path : C:\MSDChem\1\DATA\Aug06\
Data File : 080422.D
Acq On : 05 Aug 2006 04:48
Operator : .
Sample : 60419-16 x 1000 dil.
Misc : .
ALS Vial : 22 Sample Multiplier: 1

Quant Time: Aug 07 10:56:27 2006
Quant Method : C:\MSDCHEM\1\METHODS\PAL0726.M
Quant Title : TO-15
QLast Update : Mon Aug 07 10:49:25 2006
Response via : Initial Calibration

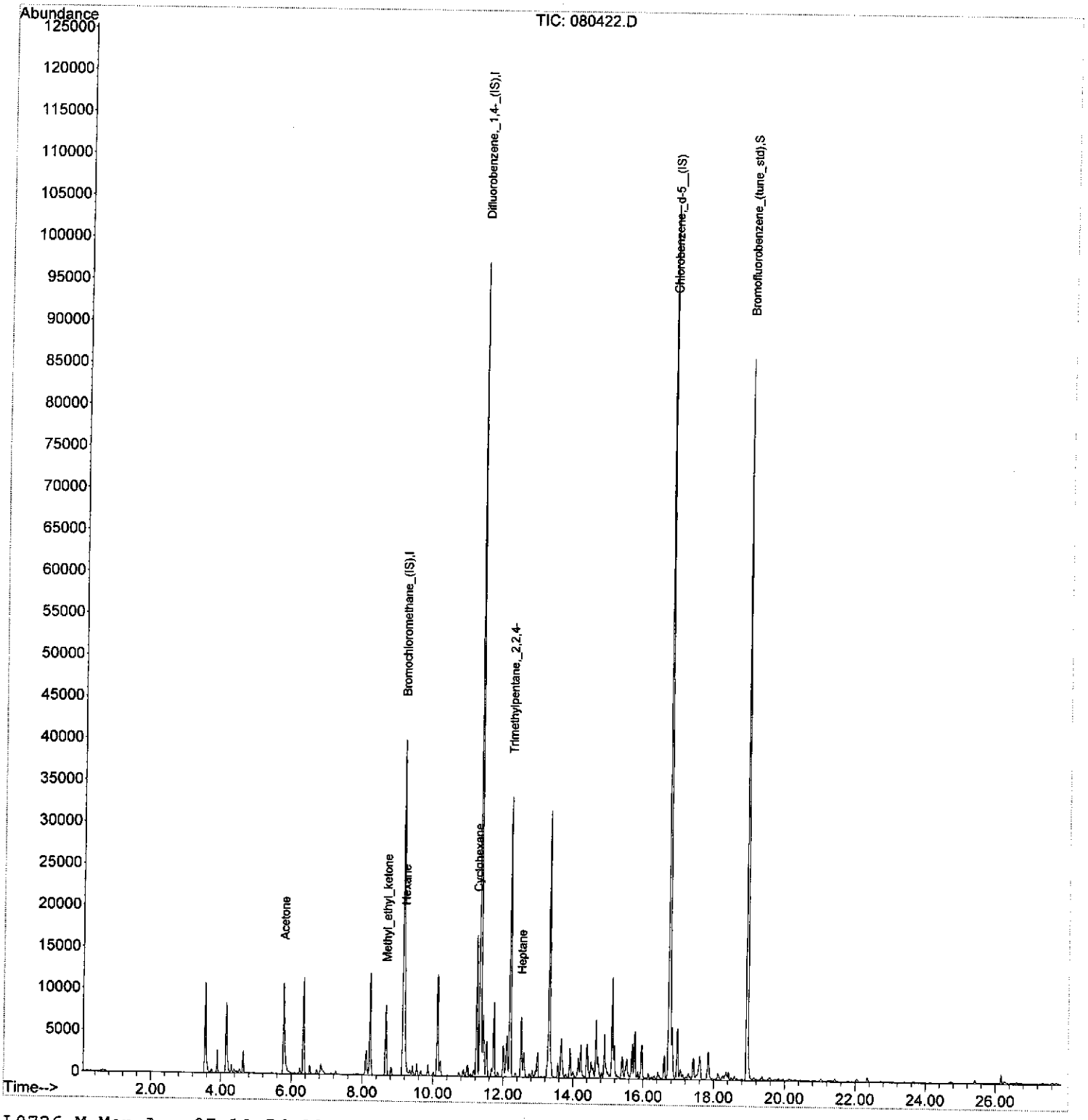

PAL0726.M Mon Aug 07 10:56:33 2006 S1

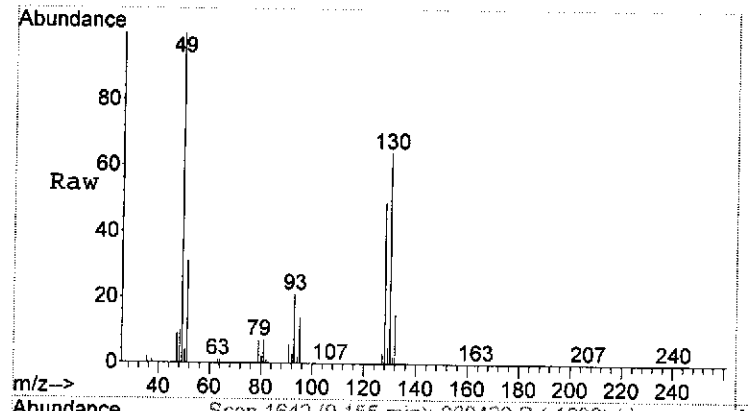

#1
Bromochloromethane_(IS)
Concen: 10.00 ppbV
RT: 9.16 min Scan# 1642
Delta R.T. -0.03 min
Lab File: 080422.D
Acq: 05 Aug 2006 04:48

Tgt Ion:130 Resp: 19183

Ion	Ratio	Lower	Upper
130	100		
130	100.0	80.0	120.0
128	79.2	66.4	99.6

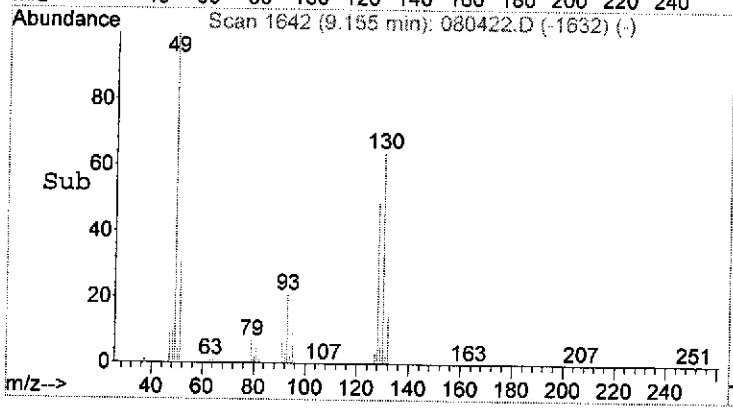

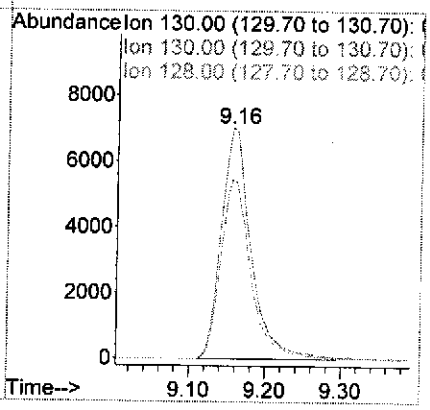

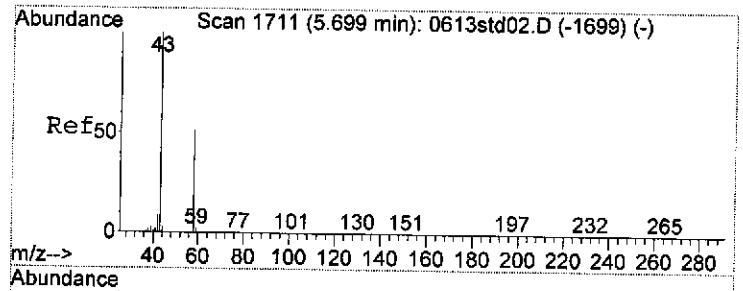

#10
Acetone
Concen: 1.27 ppbV
RT: 5.79 min Scan# 1036
Delta R.T. -0.02 min
Lab File: 080422.D
Acq: 05 Aug 2006 04:48

Tgt Ion: 43 Resp: 10208

Ion	Ratio	Lower	Upper
43	100		
43	100.0	80.0	120.0
58	0.0	36.8	55.2#





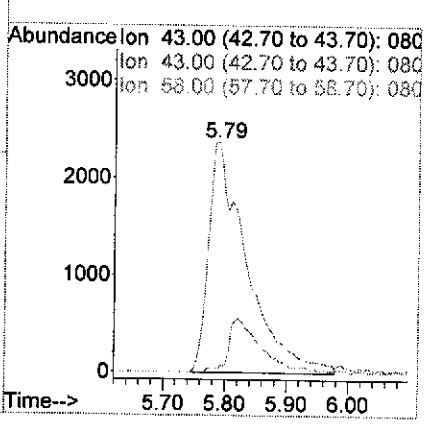

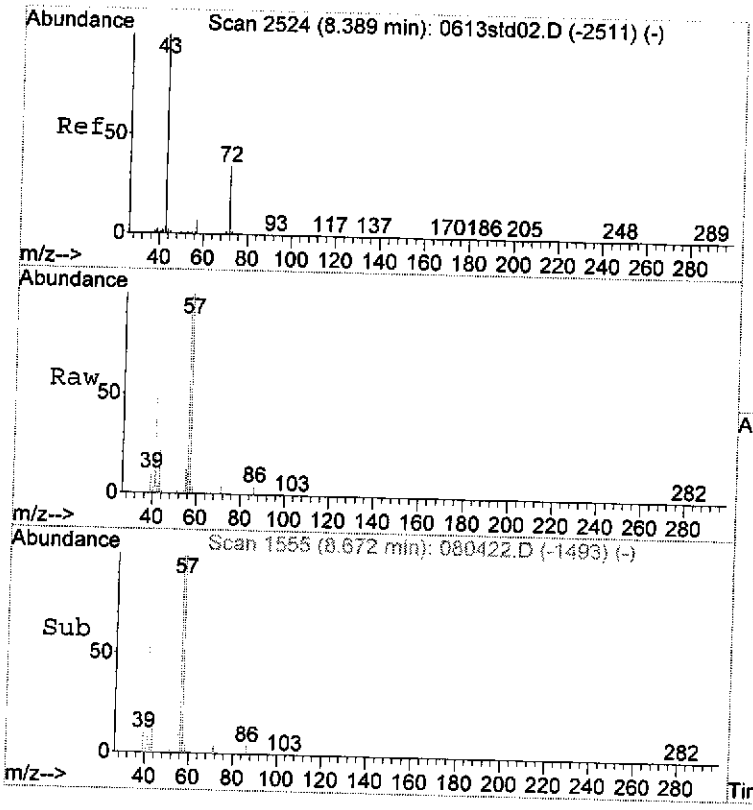

#21
Methyl_ethyl_ketone
Concen: 0.10 ppbV
RT: 8.67 min Scan# 1555
Delta R.T. 0.15 min
Lab File: 080422.D
Acq: 05 Aug 2006 04:48

Tgt Ion: 43 Resp: 1367

Ion	Ratio	Lower	Upper
43	100		
43	100.0	80.0	120.0
72	0.7	24.0	36.0#

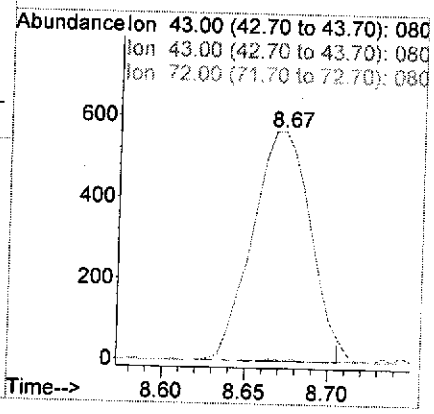

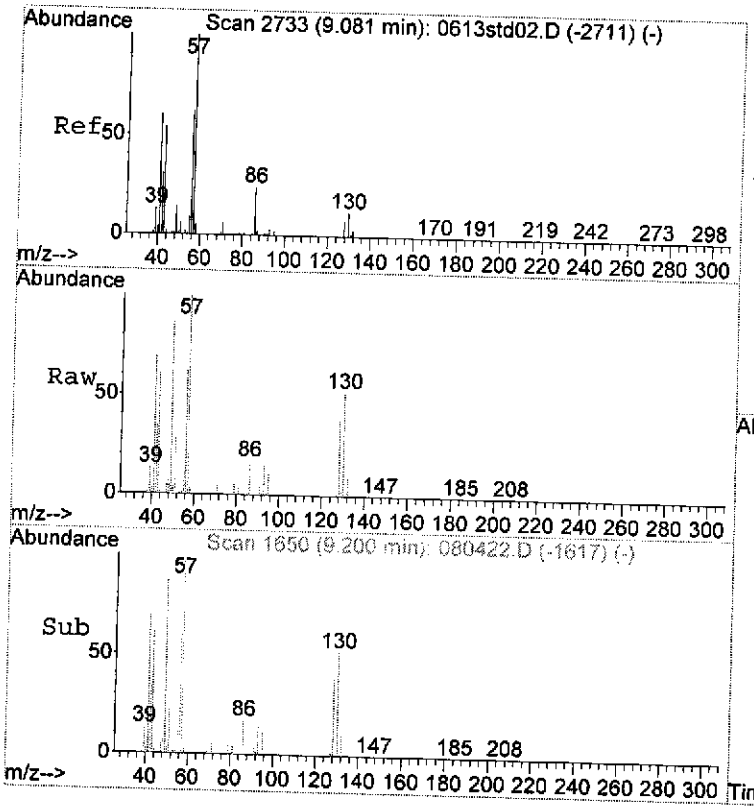

#23
Hexane
Concen: 0.38 ppbV
RT: 9.20 min Scan# 1650
Delta R.T. -0.02 min
Lab File: 080422.D
Acq: 05 Aug 2006 04:48

Tgt Ion: 57 Resp: 4750

Ion	Ratio	Lower	Upper
57	100		
57	100.0	80.0	120.0
41	74.1	55.2	82.8

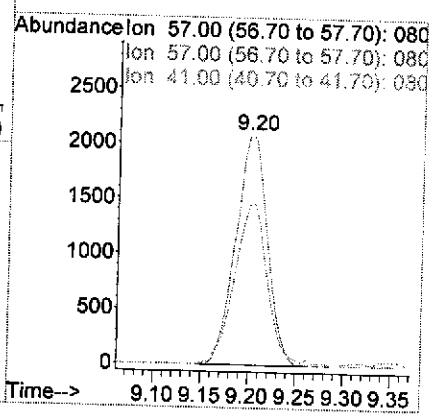

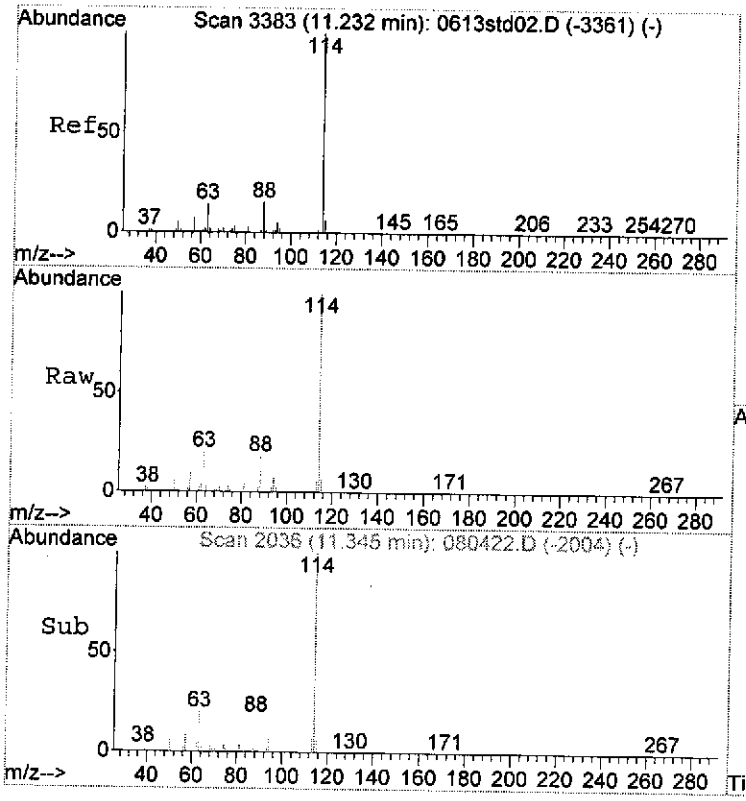

#25
Difluorobenzene,_1,4-_(IS)
Concen: 10.00 ppbV
RT: 11.34 min Scan# 2036
Delta R.T. -0.02 min
Lab File: 080422.D
Acq: 05 Aug 2006 04:48

Tgt Ion:114 Resp: 103977

Ion	Ratio	Lower	Upper
114	100		
114	100.0	80.0	120.0
63	20.6	16.0	24.0

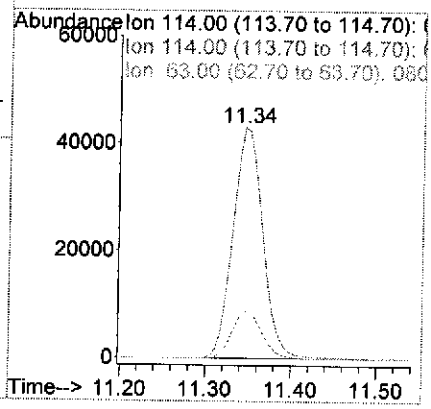

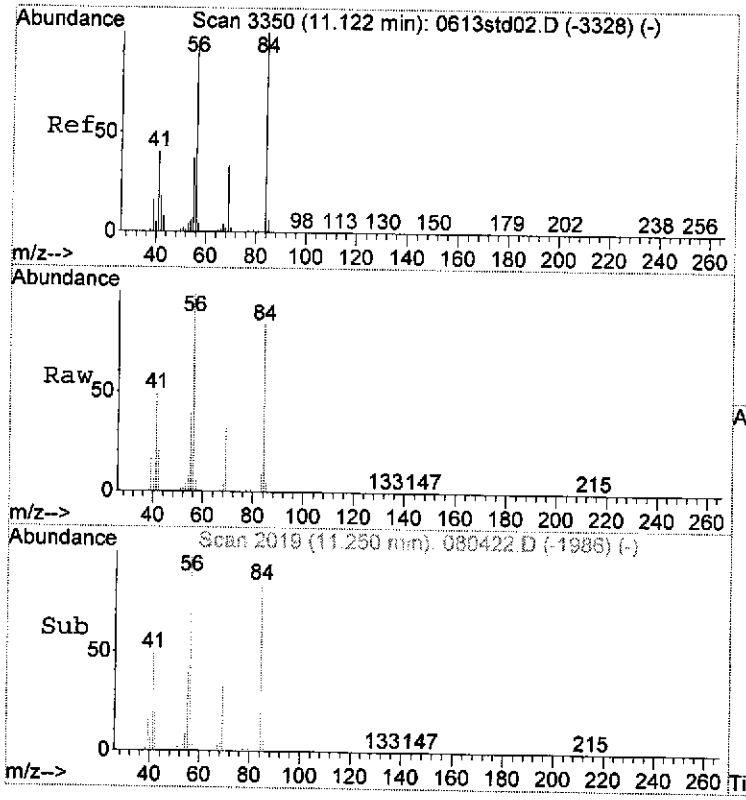

#30
Cyclohexane
Concen: 0.64 ppbV
RT: 11.25 min Scan# 2019
Delta R.T. -0.01 min
Lab File: 080422.D
Acq: 05 Aug 2006 04:48

Tgt Ion: 56 Resp: 10245

Ion	Ratio	Lower	Upper
56	100		
56	100.0	80.0	120.0
84	85.3	68.0	102.0

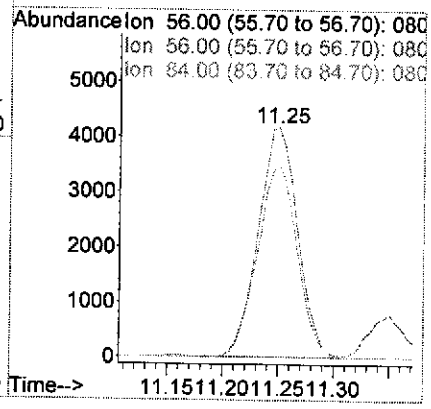

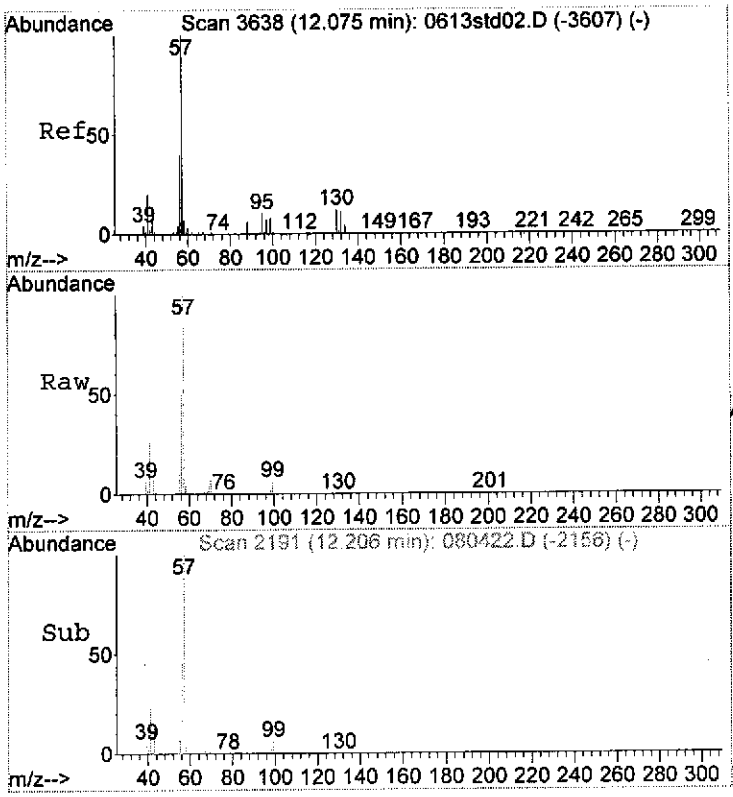

#34
Trimethylpentane,_2,2,4-
Concen: 1.86 ppbV
RT: 12.21 min Scan# 2191
Delta R.T. -0.01 min
Lab File: 080422.D
Acq: 05 Aug 2006 04:48

Tgt Ion: 57 Resp: 33014

Ion	Ratio	Lower	Upper
57	100		
57	100.0	80.0	120.0
56	50.1	34.4	51.6

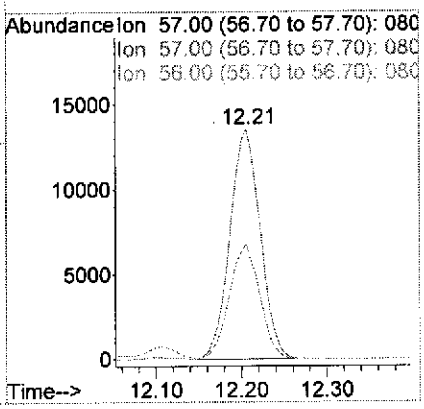

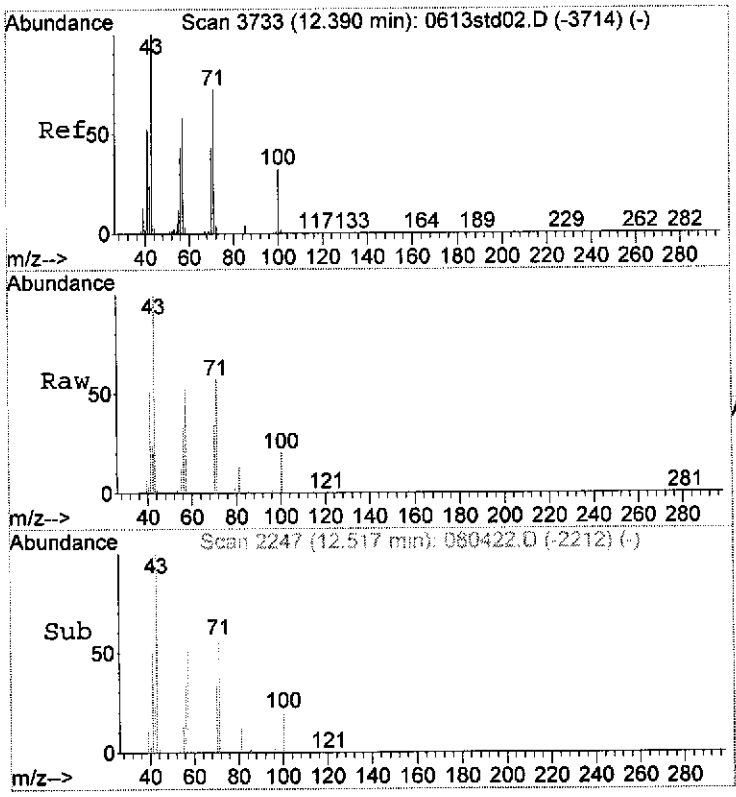

#35
Heptane
Concen: 0.21 ppbV
RT: 12.52 min Scan# 2247
Delta R.T. -0.01 min
Lab File: 080422.D
Acq: 05 Aug 2006 04:48

Tgt Ion: 43 Resp: 3520

Ion	Ratio	Lower	Upper
43	100		
43	100.0	80.0	120.0
71	60.5	51.2	76.8

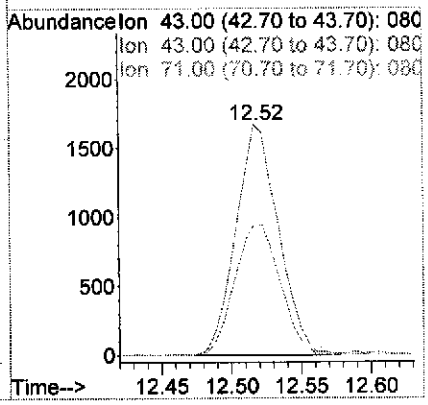

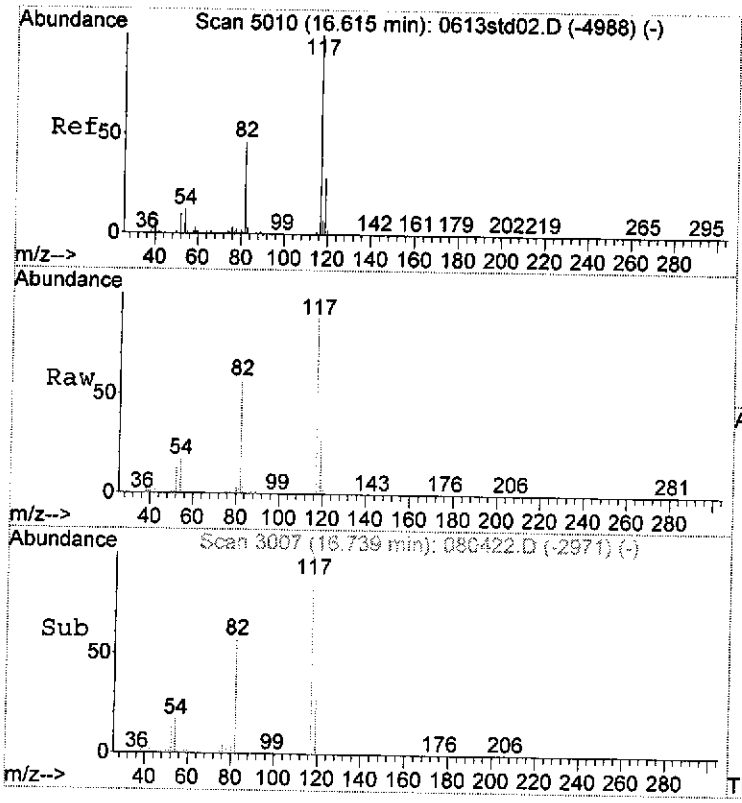

#40
Chlorobenzene,_d-5__(IS)
Concen: 10.00 ppbV
RT: 16.74 min Scan# 3007
Delta R.T. -0.00 min
Lab File: 080422.D
Acq: 05 Aug 2006 04:48

Tgt Ion:117 Resp: 89184

Ion	Ratio	Lower	Upper
117	100		
117	100.0	80.0	120.0
82	60.2	49.6	74.4

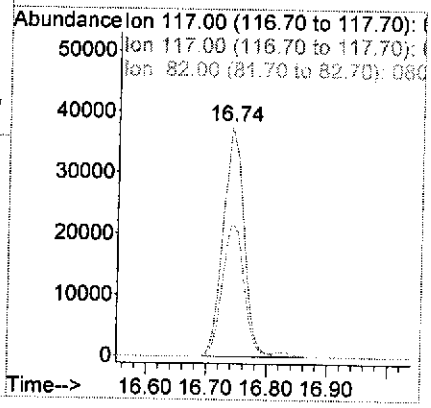

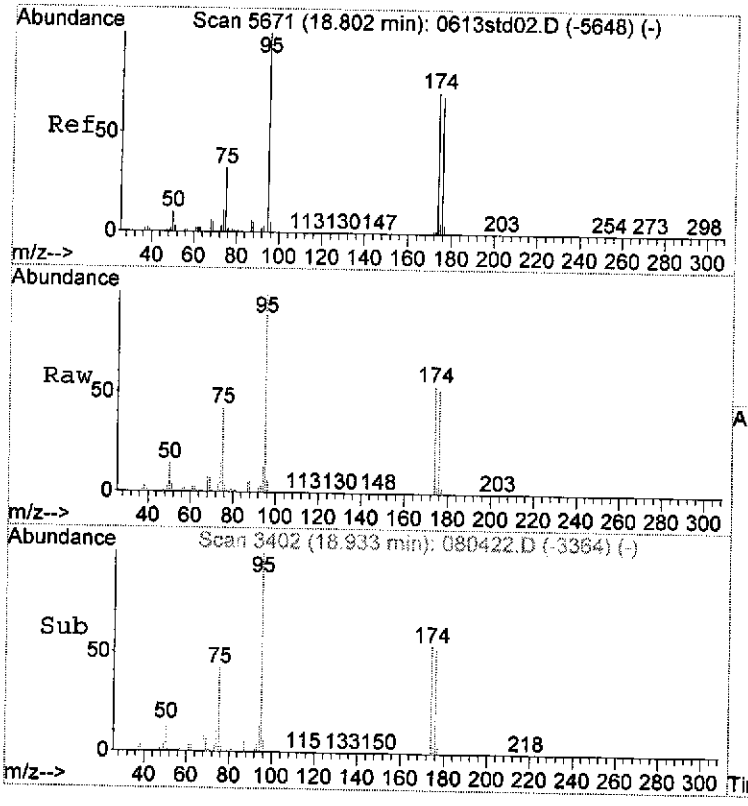

#52
Bromofluorobenzene_(tune_std)
Concen: Below ppbV
RT: 18.93 min Scan# 3402
Delta R.T. 0.01 min
Lab File: 080422.D
Acq: 05 Aug 2006 04:48

Tgt Ion: 95 Resp: 54427

Ion	Ratio	Lower	Upper
95	100		
95	100.0	80.0	120.0
174	56.5	47.2	70.8

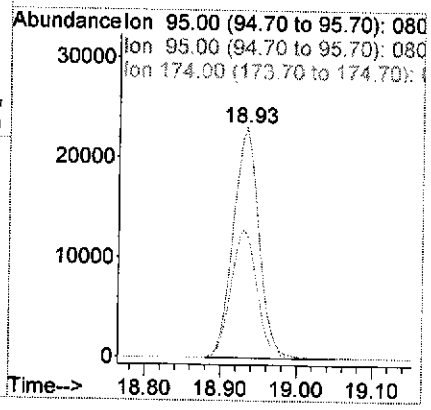

Quantitation Report (QT Reviewed)

Data Path : C:\MSDChem\1\DATA\Aug06\
Data File : 080214.D
Acq On : 02 Aug 06 23:31
Operator : .
Sample : 60419-15.
Misc : .
ALS Vial : 10 Sample Multiplier: 1

Quant Time: Aug 03 08:30:48 2006
Quant Method : C:\MSDCHEM\1\METHODS\PAL0726.M
Quant Title : TO-15
QLast Update : Tue Aug 01 10:35:23 2006
Response via : Initial Calibration

Internal Standards	R.T.	QIon	Response	Conc	Units	Dev(Min)
1) Bromochloromethane_(IS)	9.21	130	46550	10.00	ppbV	0.02
25) Difluorobenzene,_1,4-_(IS)	11.38	114	243047	10.00	ppbV	0.00
40) Chlorobenzene,_d-5__(IS)	16.75	117	172819	10.00	ppbV	0.01
System Monitoring Compounds						
52) Bromofluorobenzene_(tune_s	18.93	95	124735	11.85	ppbV	0.01
Spiked Amount 10.000 Range 75 - 125 Recovery = 118.50%						
Target Compounds						Qvalue
2) Dichlorodifluoromethane	3.97	85	9067	0.38	ppbV	100
6) Butadiene,_1,3-	4.59	54	80374	5.71	ppbV #	55
10) Acetone	5.83	43	2096938	107.44	ppbV #	78
11) Trichlorofluoromethane	5.97	101	103882	4.35	ppbV	97
13) Butyl_Alcohol,_tert	6.79	59	163316	15.78	ppbV	100
14) Methylene_chloride	6.87	49	70786	3.78	ppbV	98
17) Carbon_disulfide	7.12	76	1566809	29.92	ppbV #	98
21) Methyl_ethyl_ketone	8.52	43	580633	17.53	ppbV	100
23) Hexane	9.23	57	117481	3.88	ppbV #	91
24) Chloroform	9.36	83	11565	0.41	ppbV	100
28) Benzene	10.97	78	230952	3.47	ppbV	97
30) Cyclohexane	11.27	56	194863	5.23	ppbV	100
33) Trichloroethylene	12.21	130	13106	0.46	ppbV	95
34) Trimethylpentane,_2,2,4-	12.29	57	6003131	144.53	ppbV #	88
35) Heptane	12.56	43	72842	1.87	ppbV	100
37) Methyl_isobutyl_ketone	13.26	43	74797	1.75	ppbV	98
41) Toluene	14.45	91	1114669	16.81	ppbV	99
44) Tetrachloroethylene	15.90	166	19236	0.81	ppbV	95
46) Ethylbenzene	17.33	91	306948	4.02	ppbV	97
47) Xylene,_m_&_p-	17.57	91	915099	7.56	ppbV	98
51) Xylene,_o-	18.26	91	299158	4.74	ppbV	99
54) Ethyltoluene,_4-	20.19	105	134355	1.76	ppbV	98
55) Trimethylbenzene,_1,3,5-	20.32	105	100555	1.52	ppbV	95
56) Trimethylbenzene,_1,2,4-	21.02	105	377250	5.92	ppbV	98

(#) = qualifier out of range (m) = manual integration (+) = signals summed

Quantitation Report (QT Reviewed)

Data Path : C:\MSDChem\1\DATA\Aug06\
Data File : 080214.D
Acq On : 02 Aug 06 23:31
Operator : .
Sample : 60419-15.
Misc : .
ALS Vial : 10 Sample Multiplier: 1

Quant Time: Aug 03 08:30:48 2006
Quant Method : C:\MSDCHEM\1\METHODS\PAL0726.M
Quant Title : TO-15
QLast Update : Tue Aug 01 10:35:23 2006
Response via : Initial Calibration

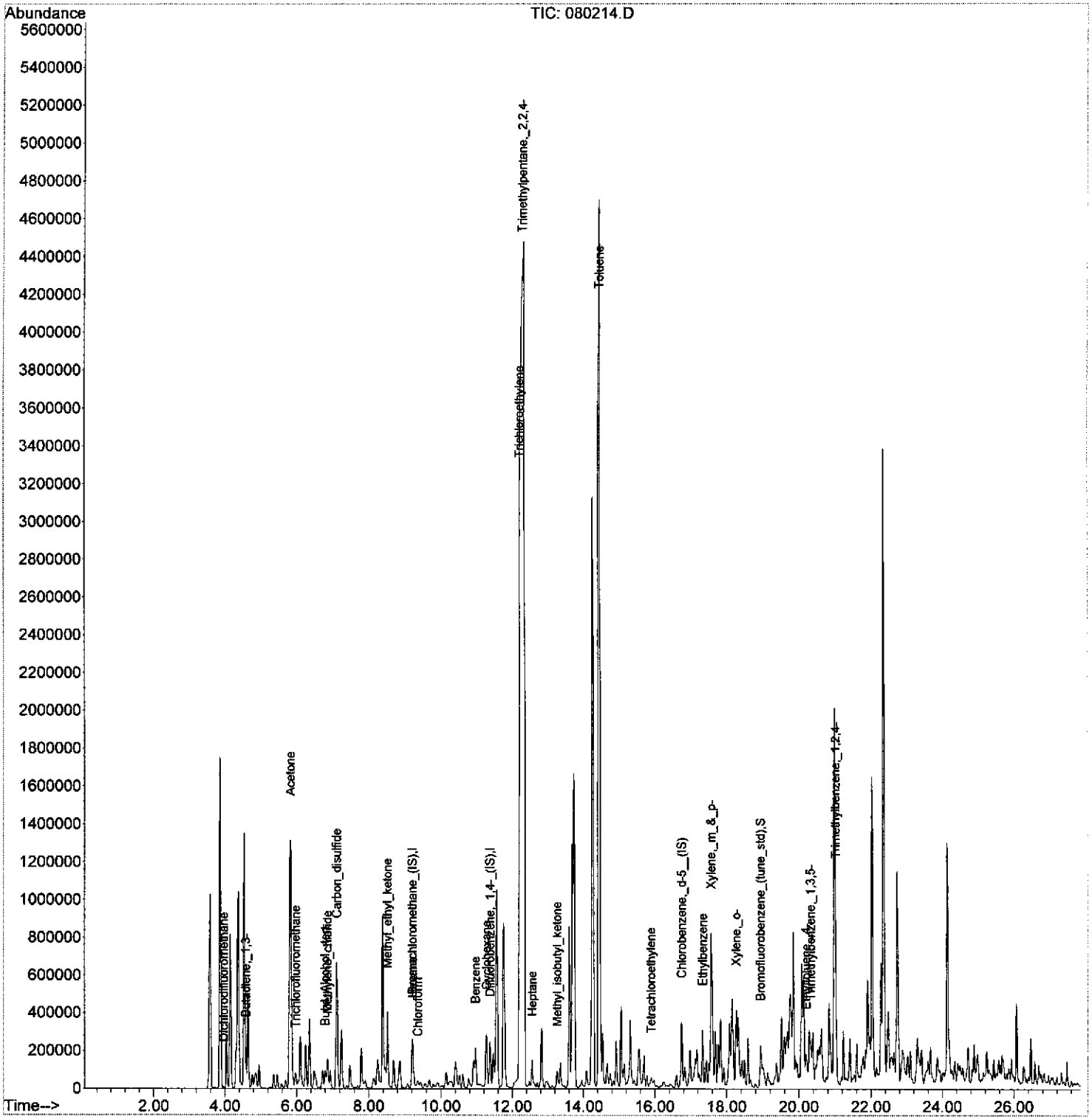

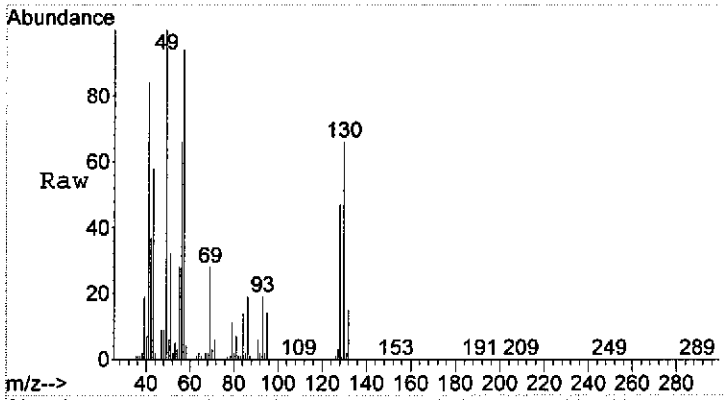

#1
Bromochloromethane_(IS)
Concen: 10.00 ppbV
RT: 9.21 min Scan# 1652
Delta R.T. 0.02 min
Lab File: 080214.D
Acq: 02 Aug 06 23:31

Tgt Ion:130 Resp: 46550

Ion	Ratio	Lower	Upper
130	100		
130	100.0	80.0	120.0
128	79.1	66.4	99.6

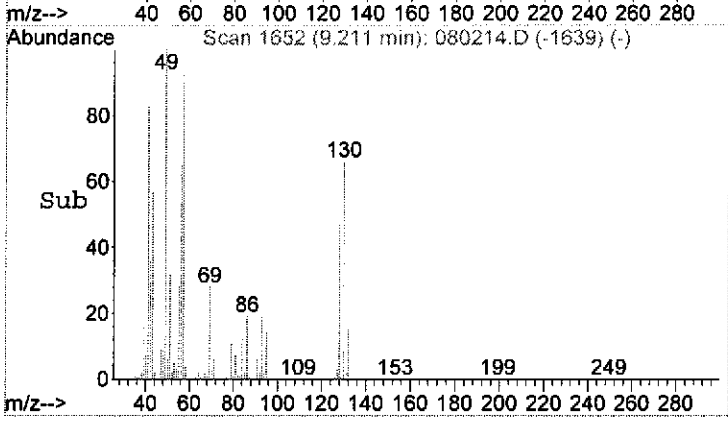

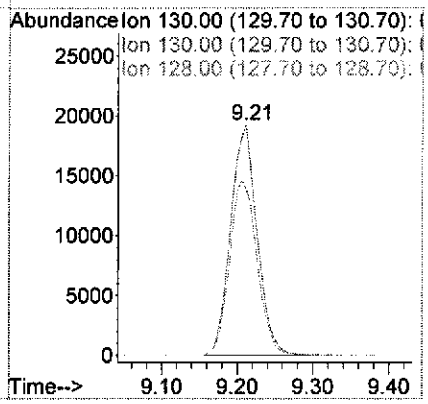

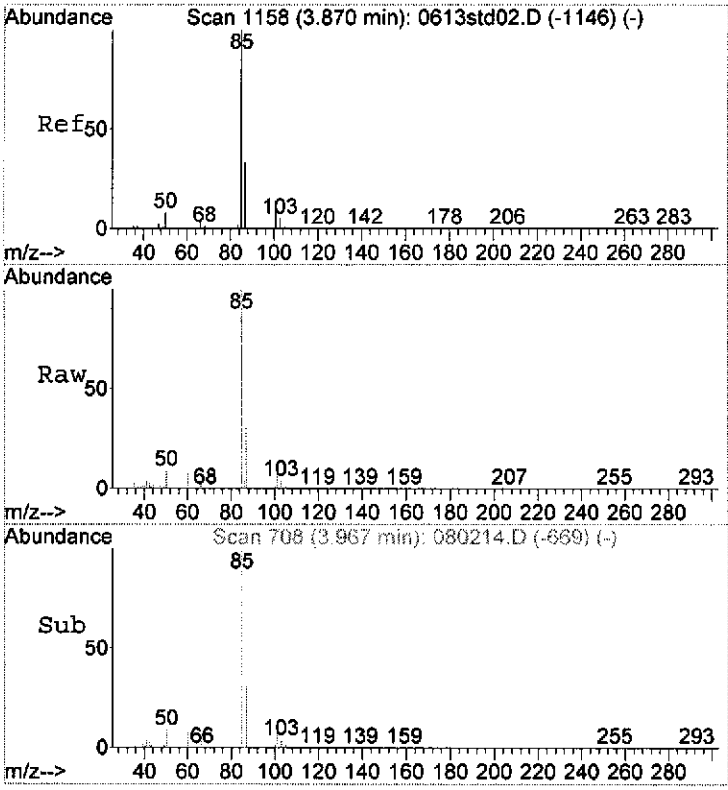

#2
Dichlorodifluoromethane
Concen: 0.38 ppbV
RT: 3.97 min Scan# 708
Delta R.T. 0.02 min
Lab File: 080214.D
Acq: 02 Aug 06 23:31

Tgt Ion: 85 Resp: 9067

Ion	Ratio	Lower	Upper
85	100		
85	100.0	80.0	120.0
87	31.4	24.8	37.2

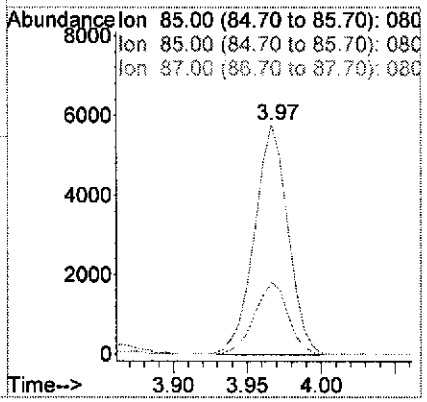

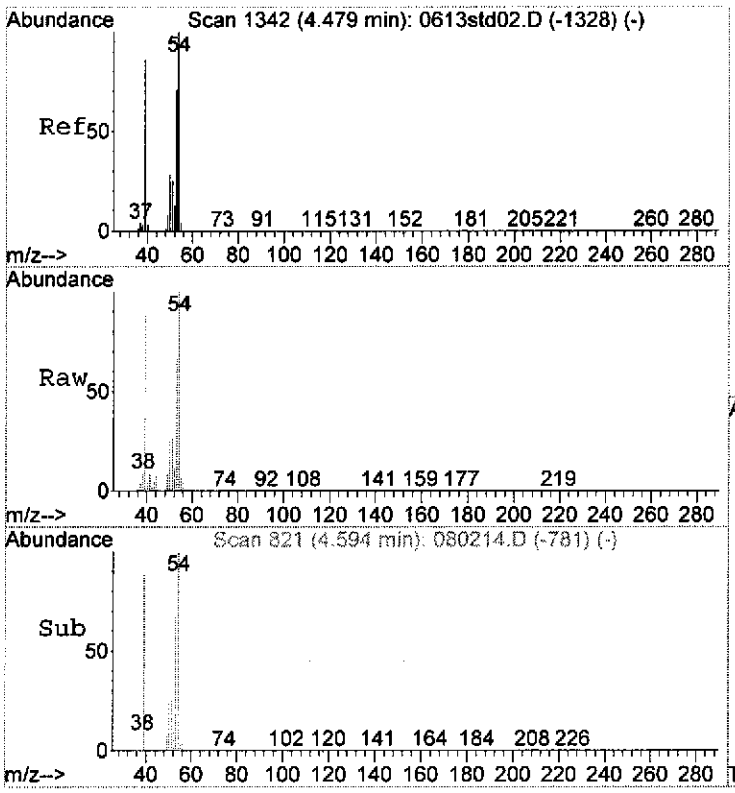

#6
Butadiene,_1,3-
Concen: 5.71 ppbV
RT: 4.59 min Scan# 821
Delta R.T. 0.02 min
Lab File: 080214.D
Acq: 02 Aug 06 23:31

Tgt Ion: 54 Resp: 80374

Ion	Ratio	Lower	Upper
54	100		
54	100.0	80.0	120.0
39	0.0	72.0	108.0#

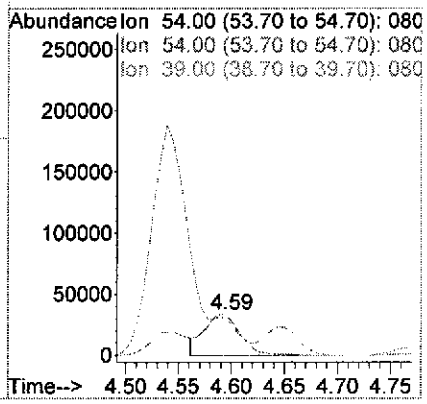

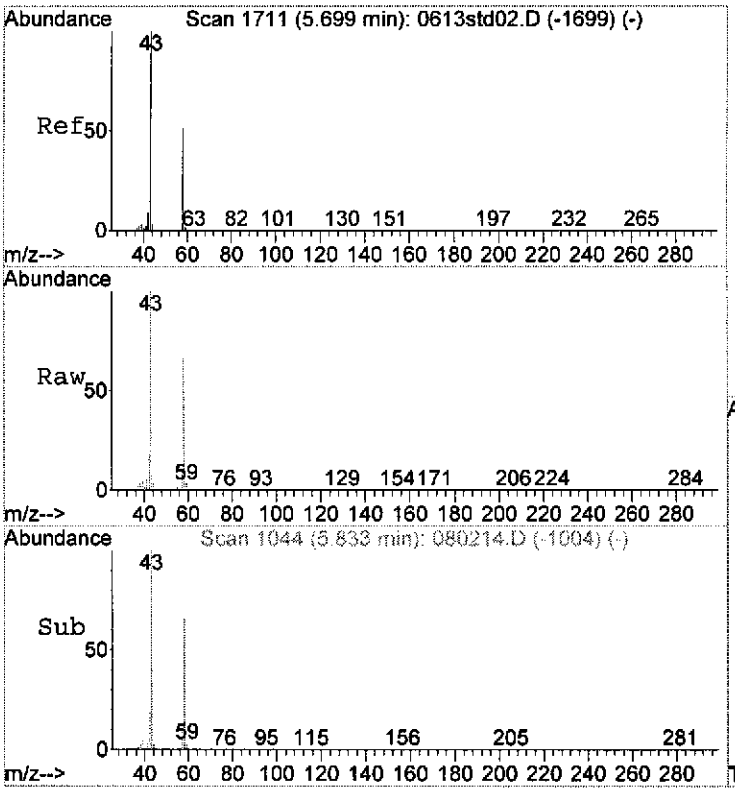

#10
Acetone
Concen: 107.44 ppbV
RT: 5.83 min Scan# 1044
Delta R.T. 0.02 min
Lab File: 080214.D
Acq: 02 Aug 06 23:31

Tgt Ion: 43 Resp: 2096938

Ion	Ratio	Lower	Upper
43	100		
43	100.0	80.0	120.0
58	0.0	36.8	55.2#

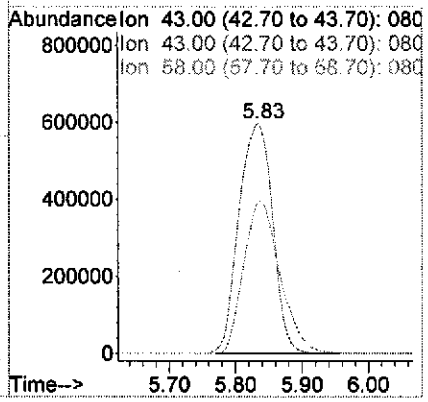

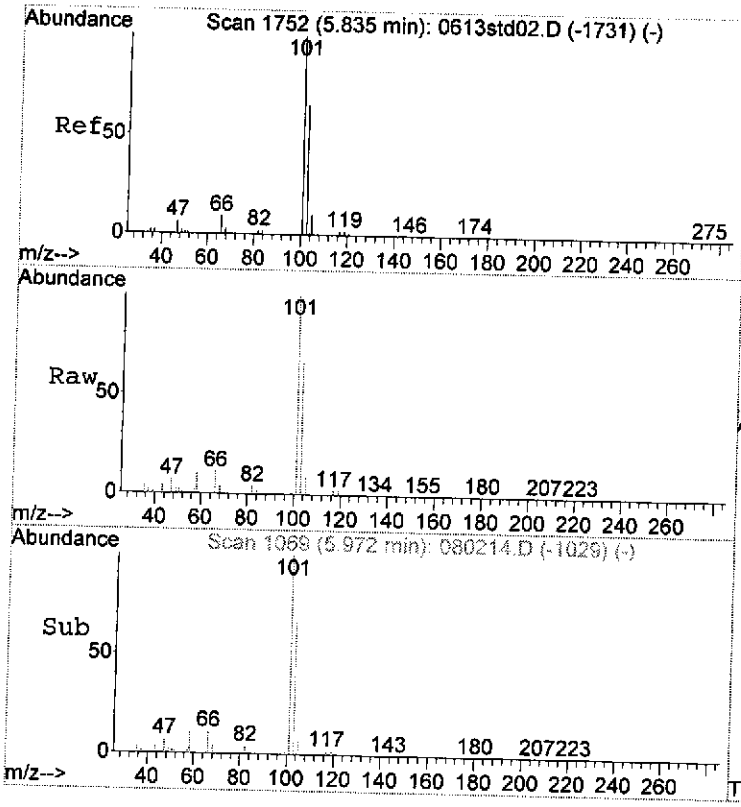

#11
Trichlorofluoromethane
Concen: 4.35 ppbV
RT: 5.97 min Scan# 1069
Delta R.T. 0.02 min
Lab File: 080214.D
Acq: 02 Aug 06 23:31

Tgt Ion:101 Resp: 103882

Ion	Ratio	Lower	Upper
101	100		
101	100.0	80.0	120.0
103	65.2	47.2	70.8

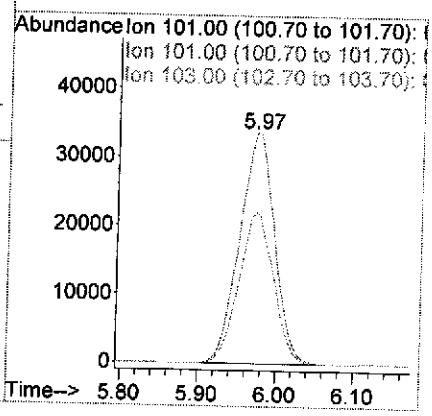



#13
Butyl_Alcohol,_tert
Concen: 15.78 ppbV
RT: 6.79 min Scan# 1217
Delta R.T. -0.01 min
Lab File: 080214.D
Acq: 02 Aug 06 23:31

Tgt Ion: 59 Resp: 163316

Ion	Ratio	Lower	Upper
59	100		
59	100.0	80.0	120.0

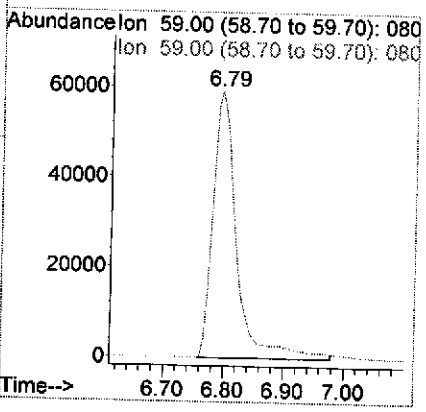

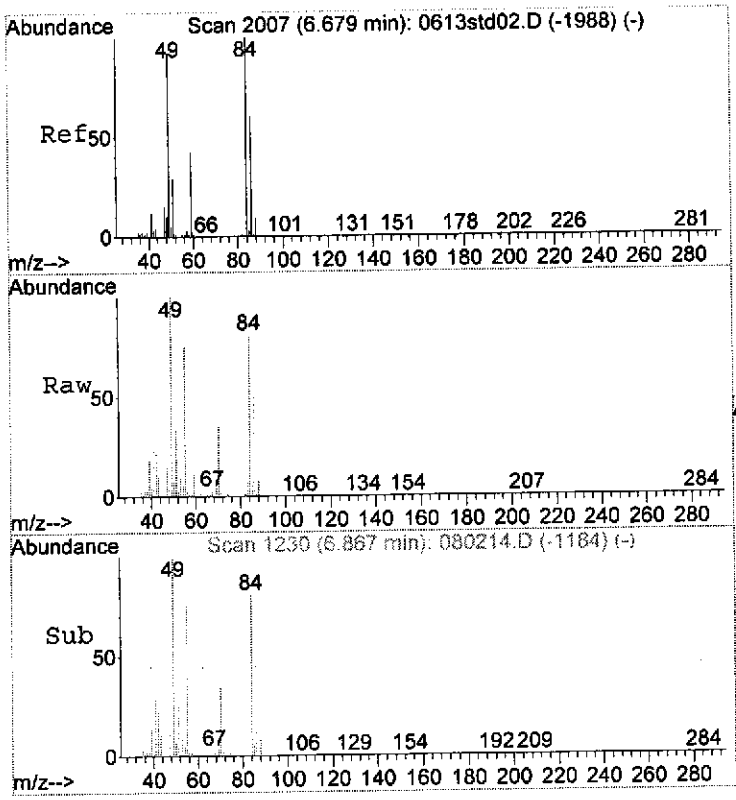

#14
Methylene_chloride
Concen: 3.78 ppbV
RT: 6.87 min Scan# 1230
Delta R.T. 0.05 min
Lab File: 080214.D
Acq: 02 Aug 06 23:31

Tgt Ion: 49 Resp: 70786

Ion	Ratio	Lower	Upper
49	100		
49	100.0	80.0	120.0
84	82.2	68.8	103.2

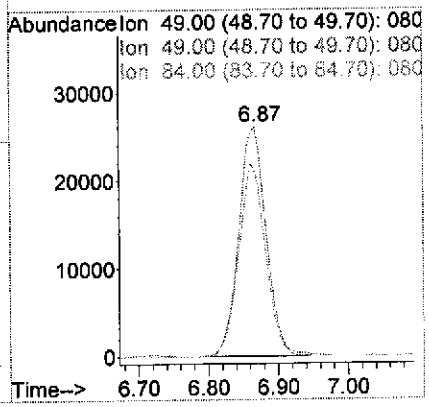

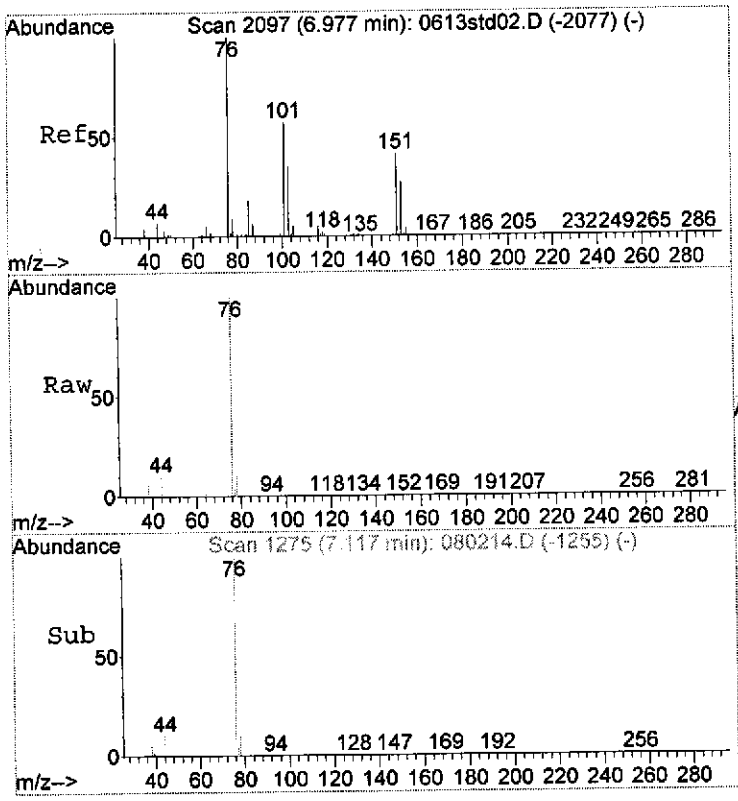

#17
Carbon_disulfide
Concen: 29.92 ppbV
RT: 7.12 min Scan# 1275
Delta R.T. 0.01 min
Lab File: 080214.D
Acq: 02 Aug 06 23:31

Tgt Ion: 76 Resp: 1566809

Ion	Ratio	Lower	Upper
76	100		
76	100.0	80.0	120.0
44	0.0	6.0	9.0#

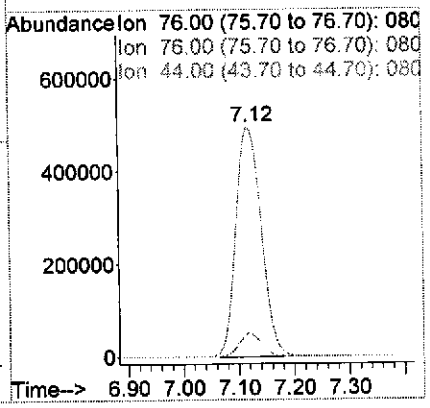

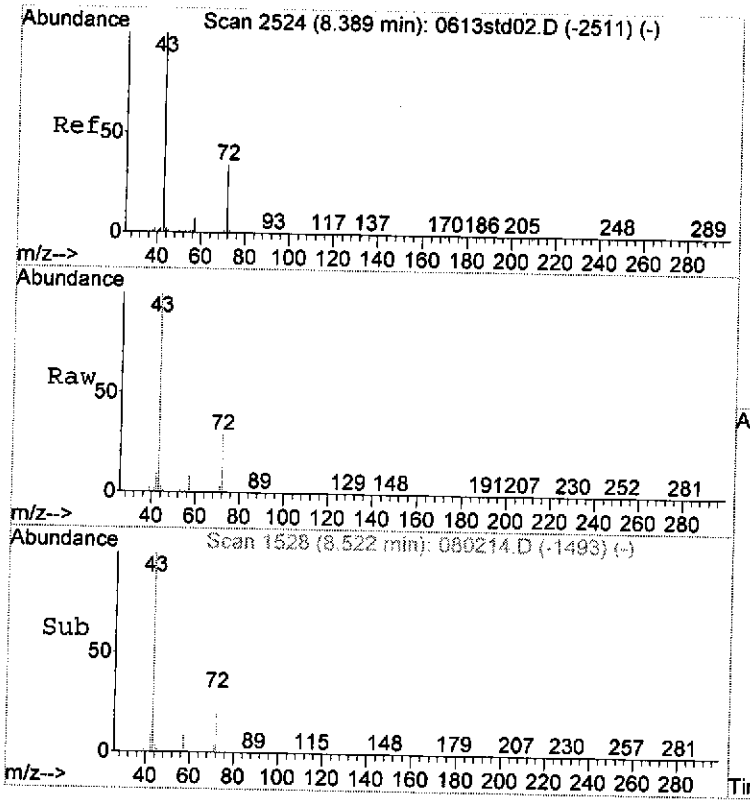

#21
Methyl_ethyl_ketone
Concen: 17.53 ppbV
RT: 8.52 min Scan# 1528
Delta R.T. -0.00 min
Lab File: 080214.D
Acq: 02 Aug 06 23:31

Tgt Ion: 43 Resp: 580633

Ion	Ratio	Lower	Upper
43	100		
43	100.0	80.0	120.0
72	30.0	24.0	36.0

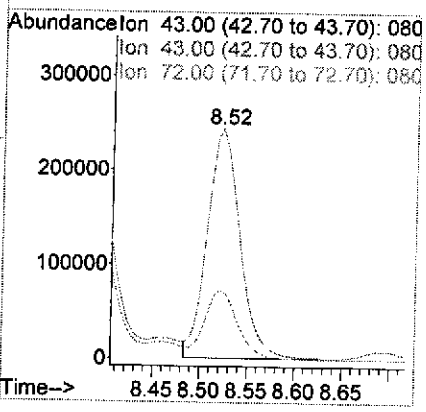

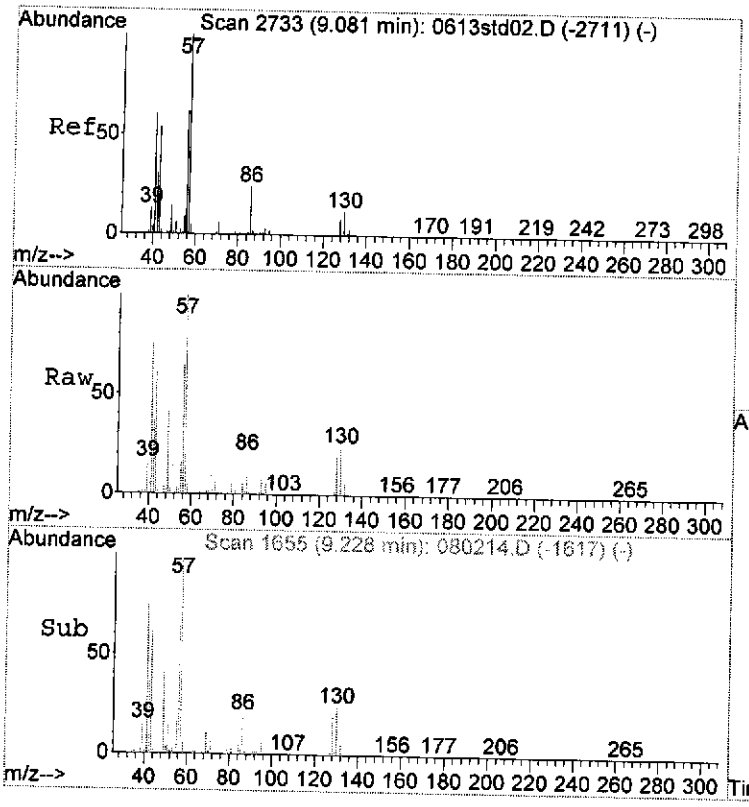

#23
Hexane
Concen: 3.88 ppbV
RT: 9.23 min Scan# 1655
Delta R.T. 0.01 min
Lab File: 080214.D
Acq: 02 Aug 06 23:31

Tgt Ion: 57 Resp: 117481

Ion	Ratio	Lower	Upper
57	100		
57	100.0	80.0	120.0
41	87.3	55.2	82.8#

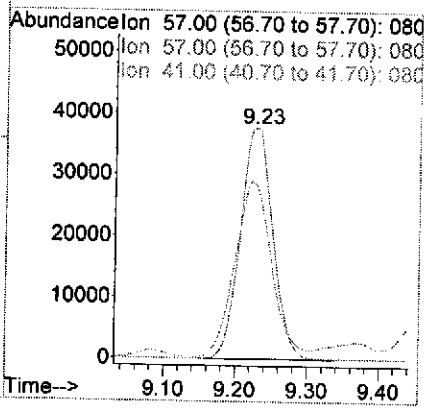

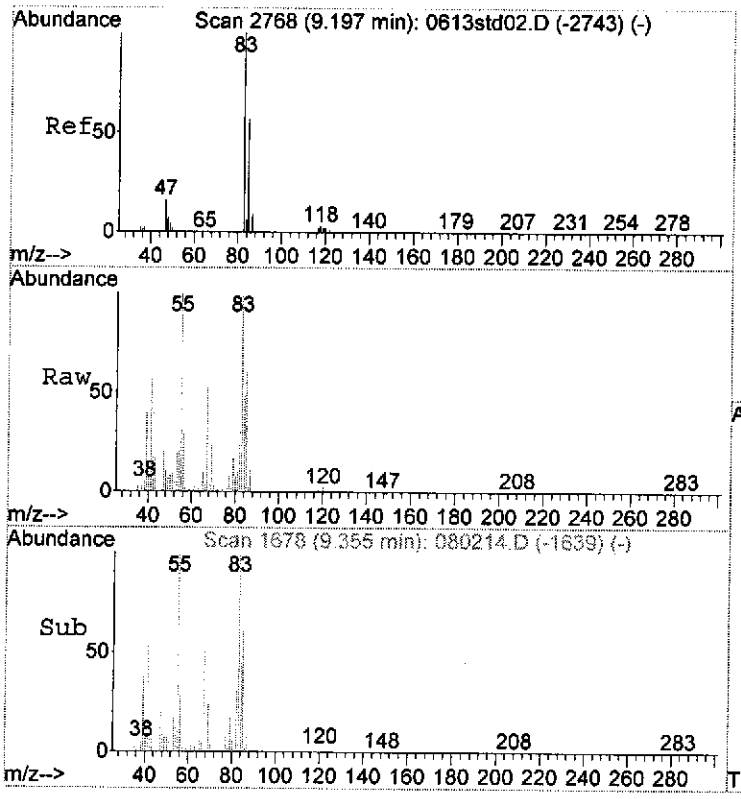

#24
Chloroform
Concen: 0.41 ppbV
RT: 9.36 min Scan# 1678
Delta R.T. 0.01 min
Lab File: 080214.D
Acq: 02 Aug 06 23:31

Tgt Ion: 83 Resp: 11565

Ion	Ratio	Lower	Upper
83	100		
83	100.0	80.0	120.0
85	63.5	50.4	75.6

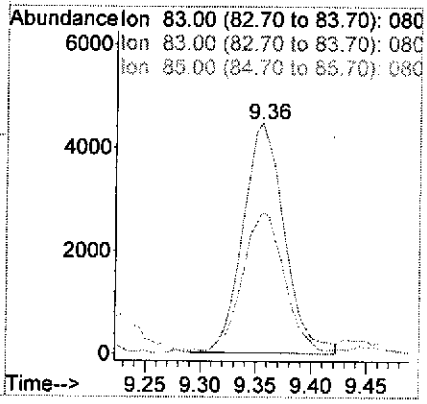

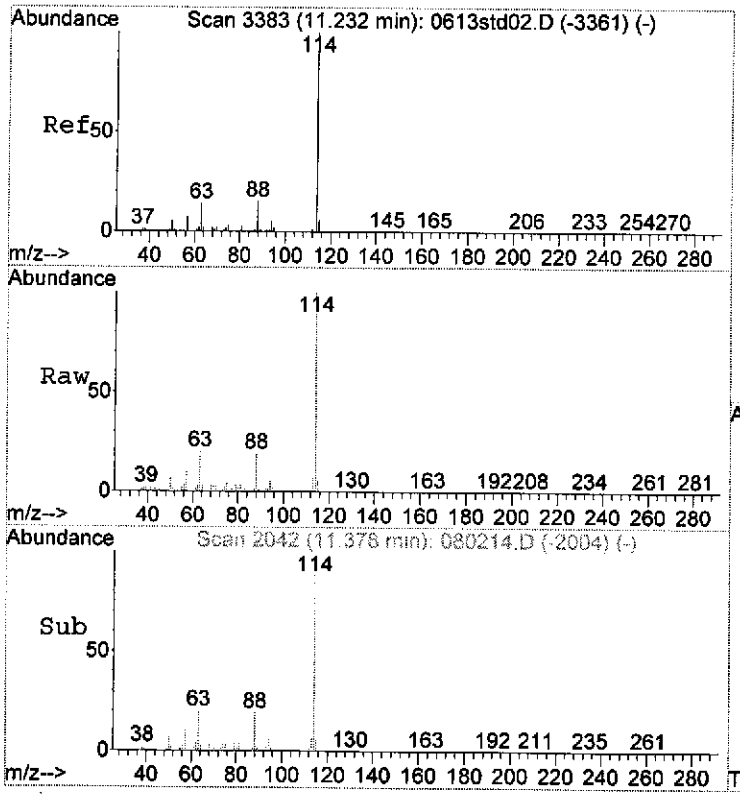

#25
Difluorobenzene,_1,4-_(IS)
Concen: 10.00 ppbV
RT: 11.38 min Scan# 2042
Delta R.T. 0.01 min
Lab File: 080214.D
Acq: 02 Aug 06 23:31

Tgt Ion:114 Resp: 243047

Ion	Ratio	Lower	Upper
114	100		
114	100.0	80.0	120.0
63	19.9	16.0	24.0

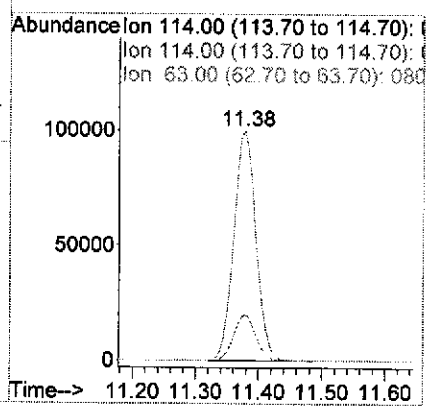

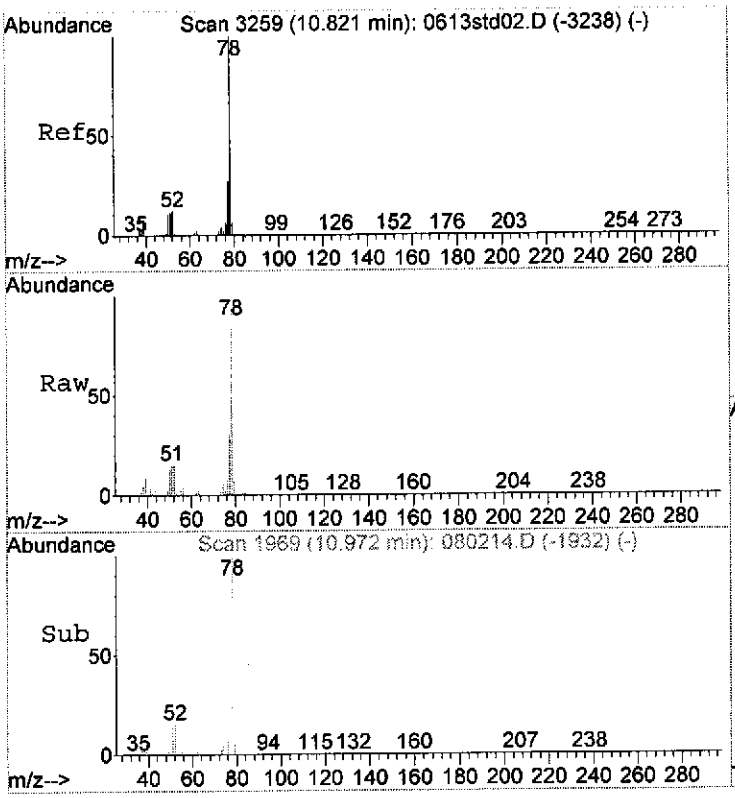

#28
Benzene
Concen: 3.47 ppbV
RT: 10.97 min Scan# 1969
Delta R.T. 0.01 min
Lab File: 080214.D
Acq: 02 Aug 06 23:31

Tgt Ion: 78 Resp: 230952

Ion	Ratio	Lower	Upper
78	100		
78	100.0	80.0	120.0
77	29.1	28.0	42.0

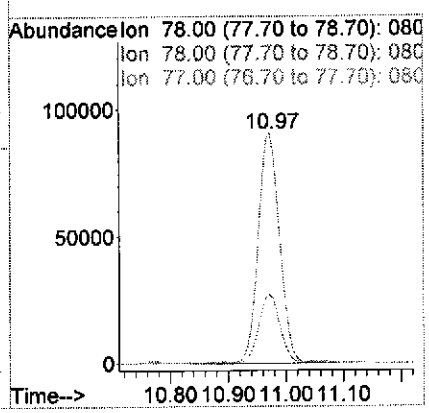

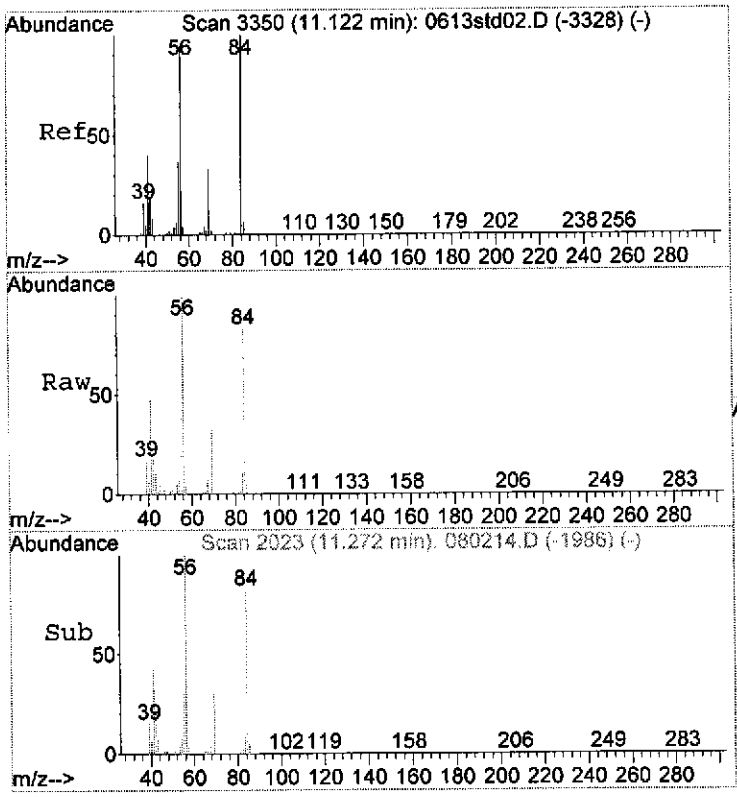

#30
Cyclohexane
Concen: 5.23 ppbV
RT: 11.27 min Scan# 2023
Delta R.T. 0.01 min
Lab File: 080214.D
Acq: 02 Aug 06 23:31

Tgt Ion: 56 Resp: 194863

Ion	Ratio	Lower	Upper
56	100		
56	100.0	80.0	120.0
84	85.3	68.0	102.0

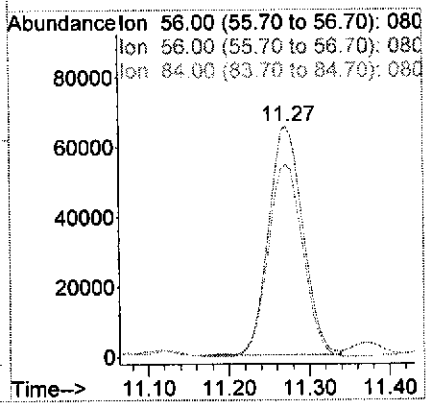

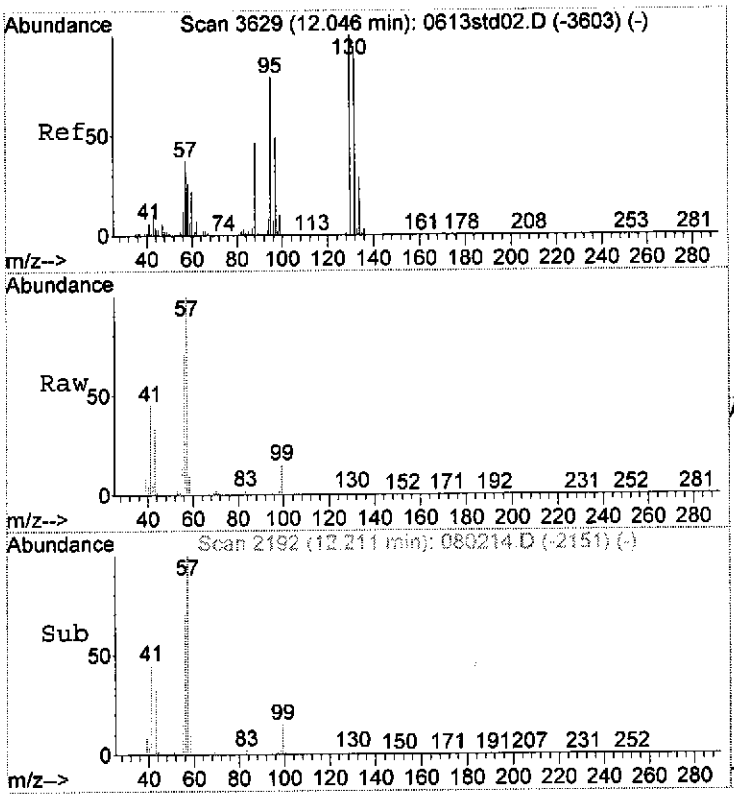

#33
Trichloroethylene
Concen: 0.46 ppbV
RT: 12.21 min Scan# 2192
Delta R.T. 0.03 min
Lab File: 080214.D
Acq: 02 Aug 06 23:31

Tgt Ion:130 Resp: 13106

Ion	Ratio	Lower	Upper
130	100		
130	100.0	80.0	120.0
132	93.4	67.2	100.8

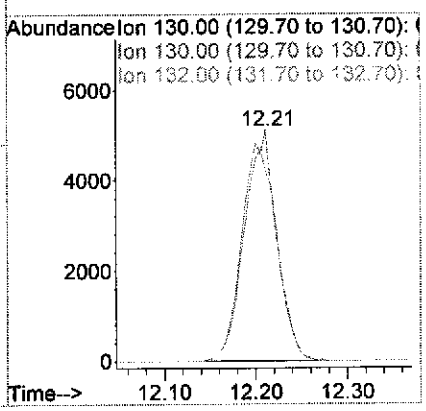

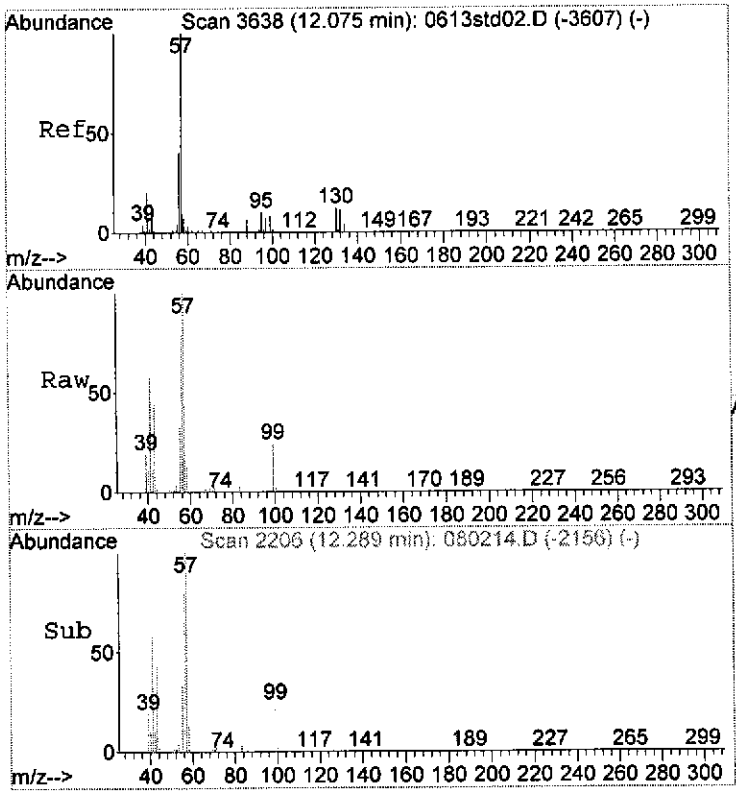

#34
Trimethylpentane,_2,2,4-
Concen: 144.53 ppbV
RT: 12.29 min Scan# 2206
Delta R.T. 0.08 min
Lab File: 080214.D
Acq: 02 Aug 06 23:31

Tgt Ion: 57 Resp: 6003131

Ion	Ratio	Lower	Upper
57	100		
57	100.0	80.0	120.0
56	69.0	34.4	51.6#

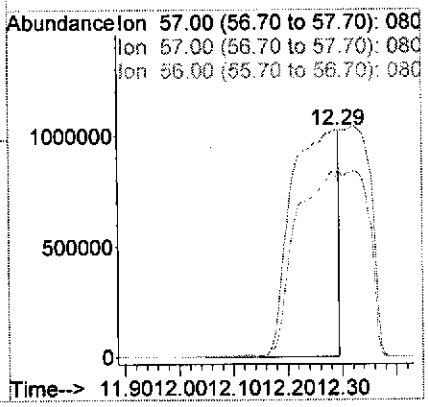

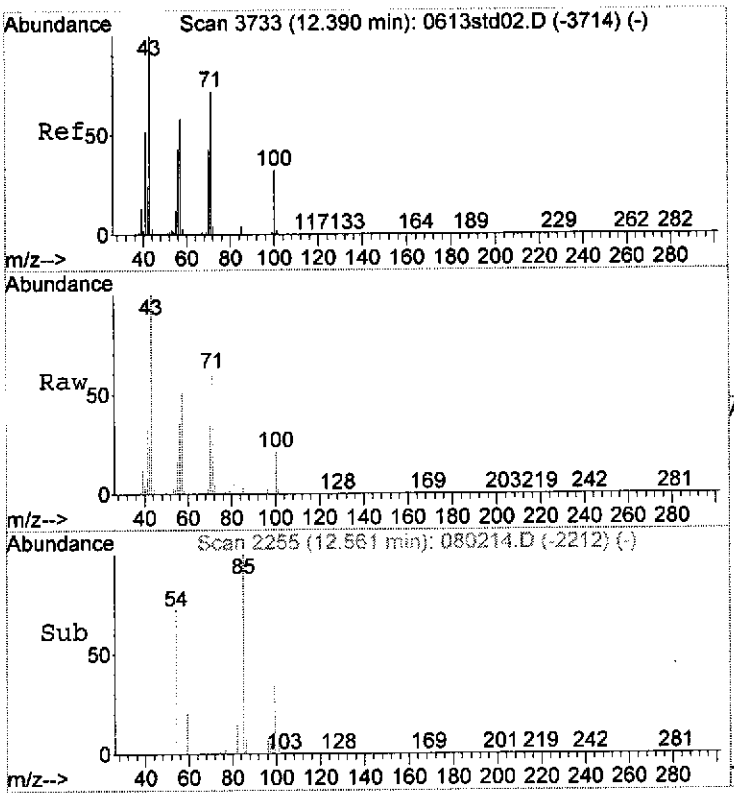

#35
Heptane
Concen: 1.87 ppbV
RT: 12.56 min Scan# 2255
Delta R.T. 0.04 min
Lab File: 080214.D
Acq: 02 Aug 06 23:31

Tgt Ion: 43 Resp: 72842

Ion	Ratio	Lower	Upper
43	100		
43	100.0	80.0	120.0
71	63.7	51.2	76.8

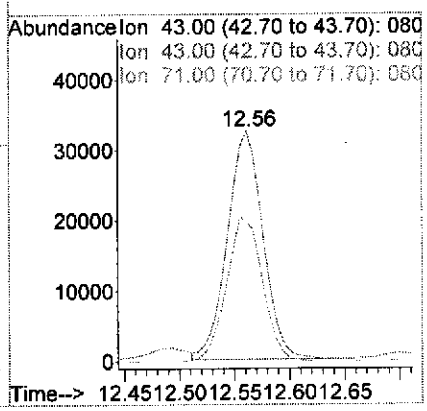

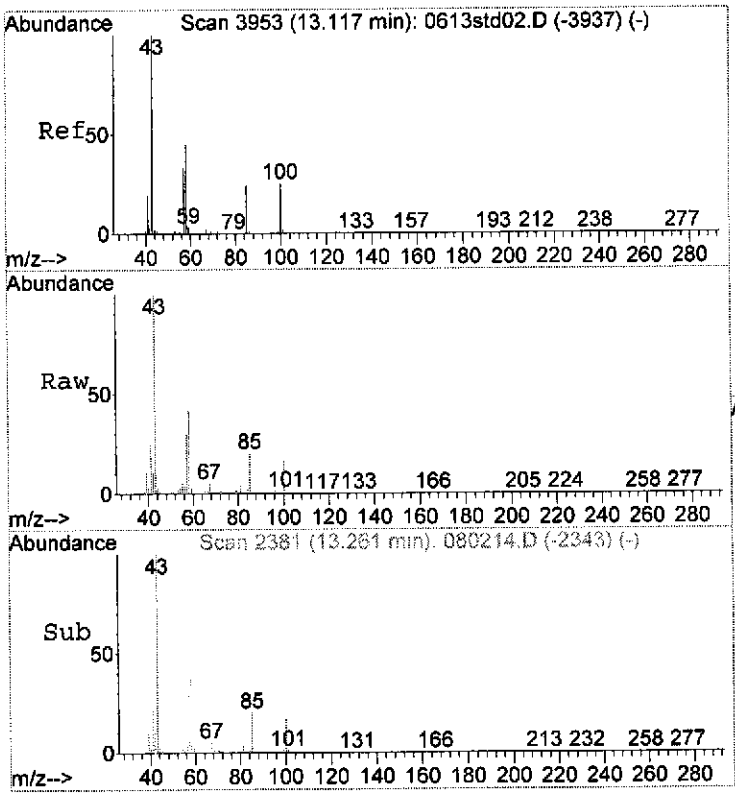

#37
Methyl_isobutyl_ketone
Concen: 1.75 ppbV
RT: 13.26 min Scan# 2381
Delta R.T. 0.01 min
Lab File: 080214.D
Acq: 02 Aug 06 23:31

Tgt Ion: 43 Resp: 74797

Ion	Ratio	Lower	Upper
43	100		
43	100.0	80.0	120.0
58	41.5	36.8	55.2

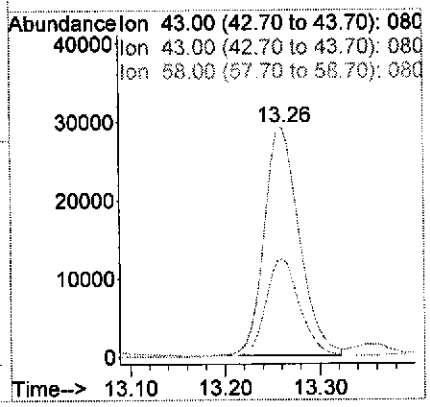

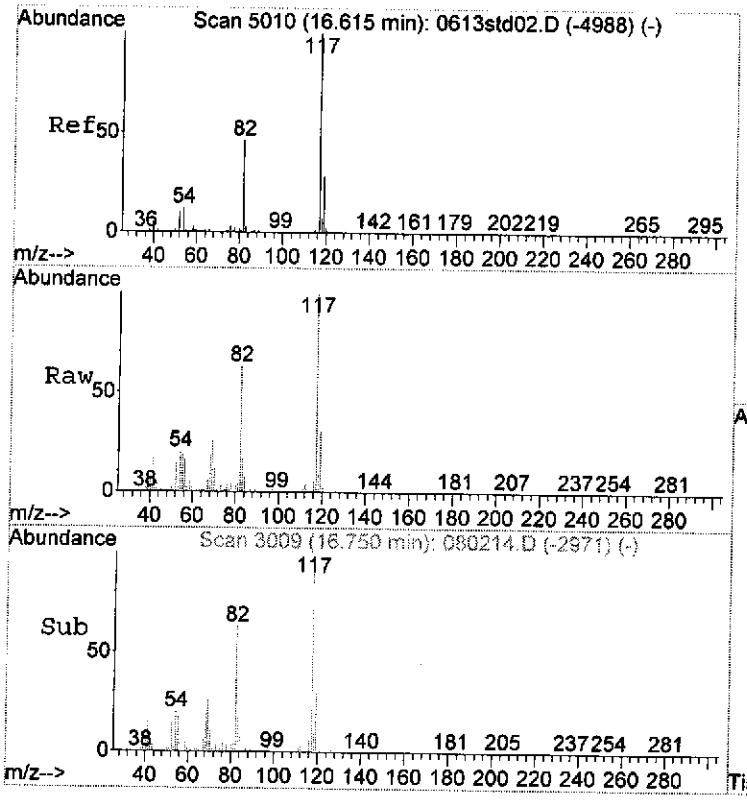

#40
Chlorobenzene, d-5 (IS)
Concen: 10.00 ppbV
RT: 16.75 min Scan# 3009
Delta R.T. 0.01 min
Lab File: 080214.D
Acq: 02 Aug 06 23:31

Tgt Ion:117 Resp: 172819

Ion	Ratio	Lower	Upper
117	100		
117	100.0	80.0	120.0
82	65.8	49.6	74.4

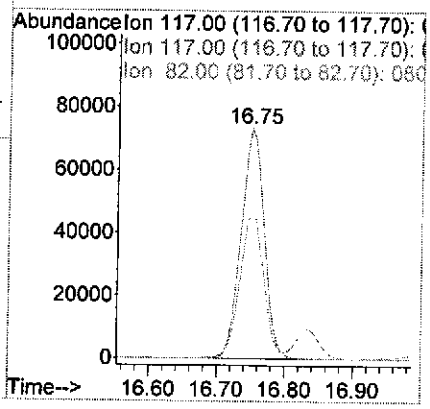

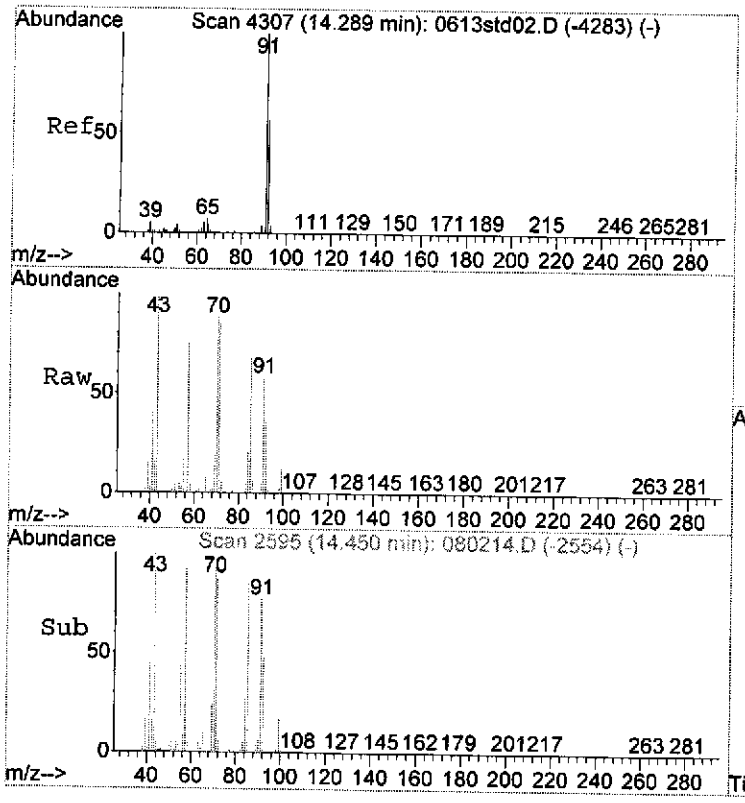

#41
Toluene
Concen: 16.81 ppbV
RT: 14.45 min Scan# 2595
Delta R.T. 0.03 min
Lab File: 080214.D
Acq: 02 Aug 06 23:31

Tgt Ion: 91 Resp: 1114669

Ion	Ratio	Lower	Upper
91	100		
91	100.0	80.0	120.0
92	61.2	51.2	76.8

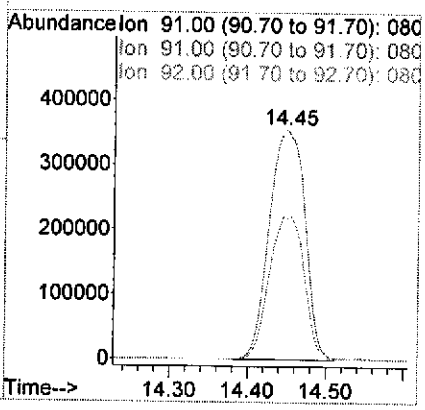

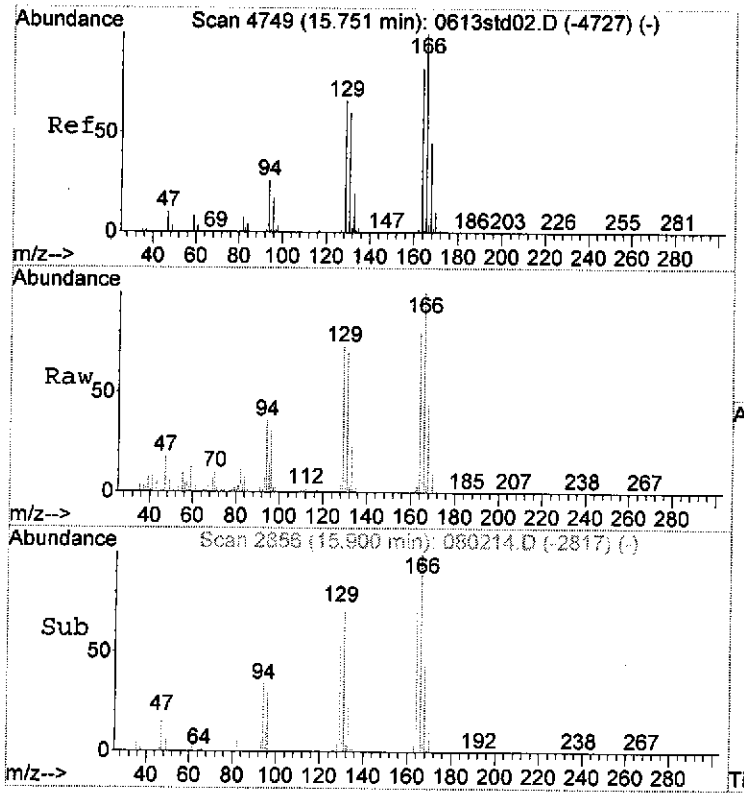

#44
Tetrachloroethylene
Concen: 0.81 ppbV
RT: 15.90 min Scan# 2856
Delta R.T. 0.02 min
Lab File: 080214.D
Acq: 02 Aug 06 23:31

Tgt Ion:166 Resp: 19236

Ion	Ratio	Lower	Upper
166	100		
166	100.0	80.0	120.0
164	81.0	72.8	109.2

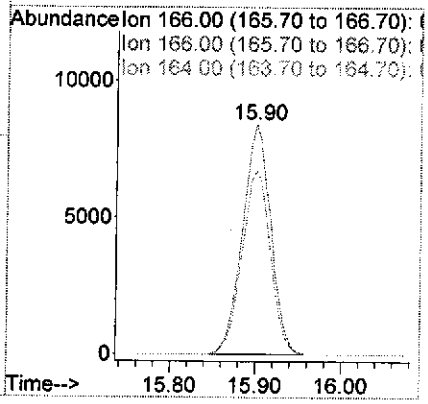

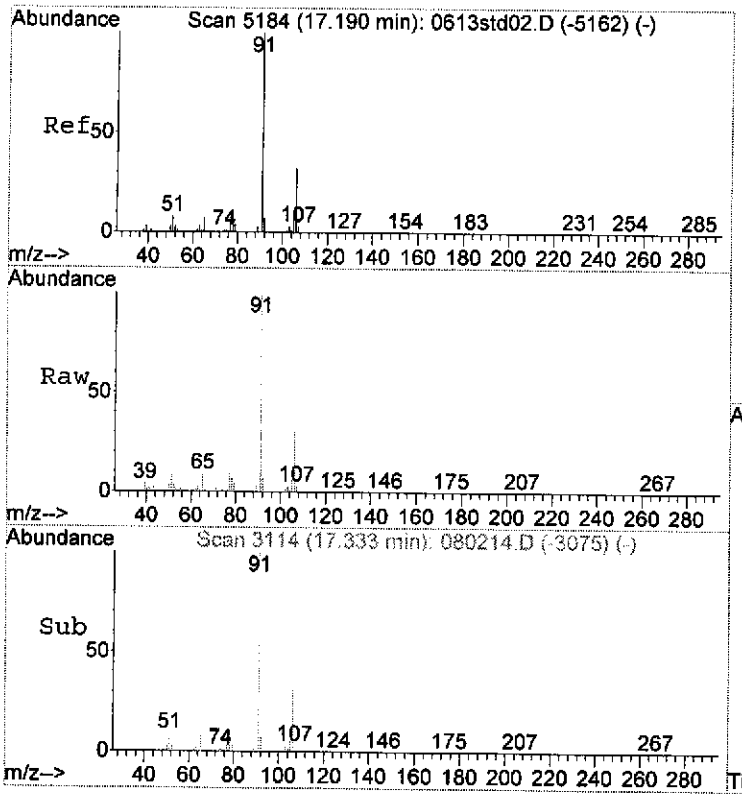

#46
Ethylbenzene
Concen: 4.02 ppbV
RT: 17.33 min Scan# 3114
Delta R.T. 0.02 min
Lab File: 080214.D
Acq: 02 Aug 06 23:31

Tgt Ion: 91 Resp: 306948

Ion	Ratio	Lower	Upper
91	100		
91	100.0	80.0	120.0
106	31.6	30.4	45.6

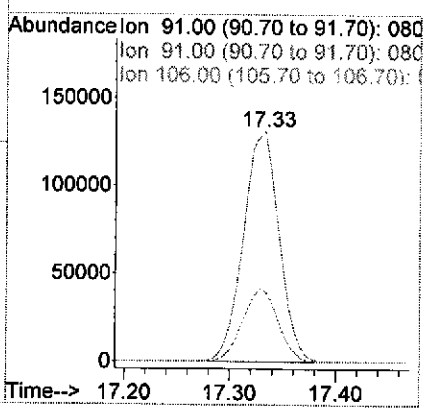

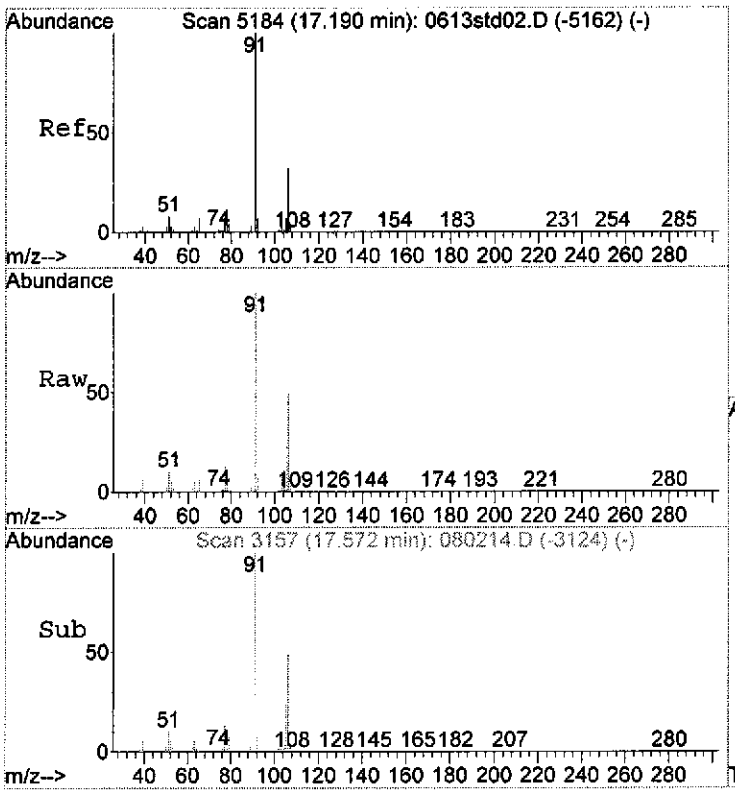

#47
Xylene,_m_&_p-
Concen: 7.56 ppbV
RT: 17.57 min Scan# 3157
Delta R.T. -0.01 min
Lab File: 080214.D
Acq: 02 Aug 06 23:31

Tgt Ion: 91 Resp: 915099

Ion	Ratio	Lower	Upper
91	100		
91	100.0	80.0	120.0
106	50.6	44.0	66.0

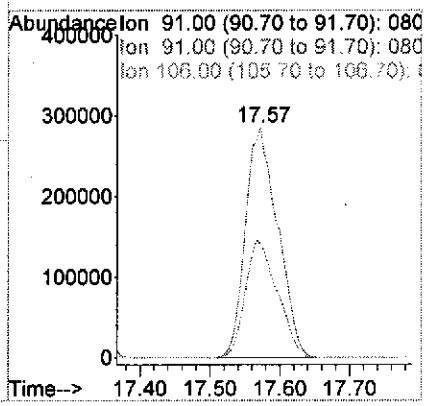

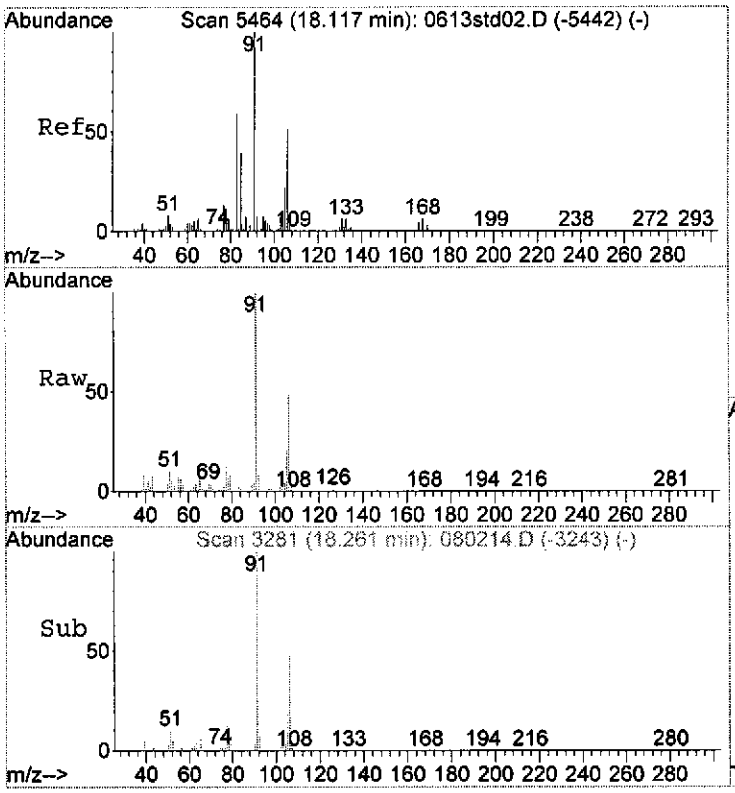

#51
Xylene,_o-
Concen: 4.74 ppbV
RT: 18.26 min Scan# 3281
Delta R.T. 0.01 min
Lab File: 080214.D
Acq: 02 Aug 06 23:31

Tgt Ion: 91 Resp: 299158

Ion	Ratio	Lower	Upper
91	100		
91	100.0	80.0	120.0
106	48.3	40.0	60.0

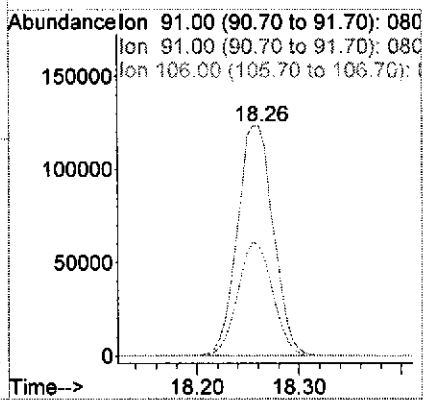

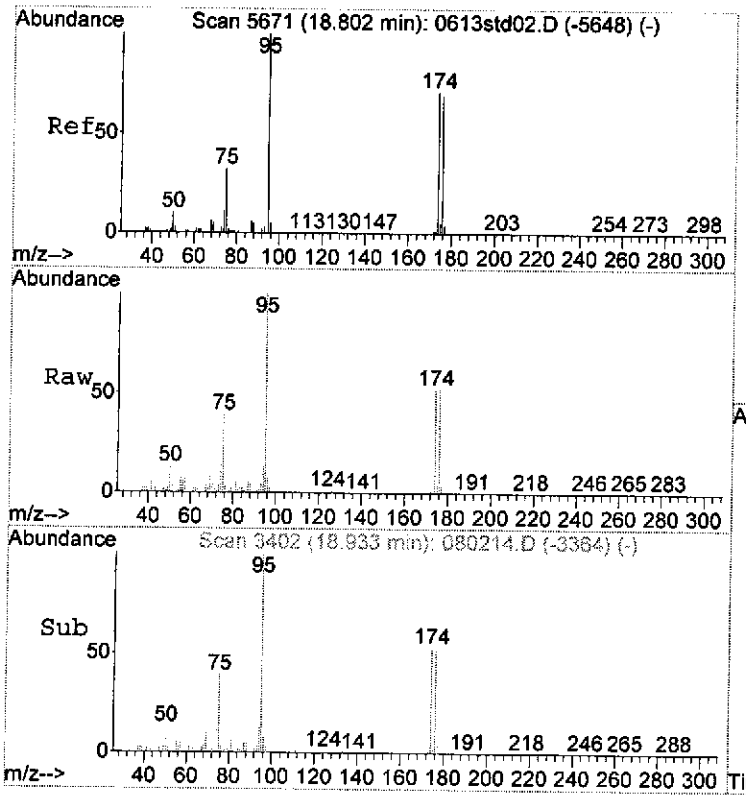

#52
Bromofluorobenzene_(tune_std)
Concen: 4.74 ppbV
RT: 18.93 min Scan# 3402
Delta R.T. 0.01 min
Lab File: 080214.D
Acq: 02 Aug 06 23:31

Tgt Ion: 95 Resp: 124735

Ion	Ratio	Lower	Upper
95	100		
95	100.0	80.0	120.0
174	52.8	47.2	70.8

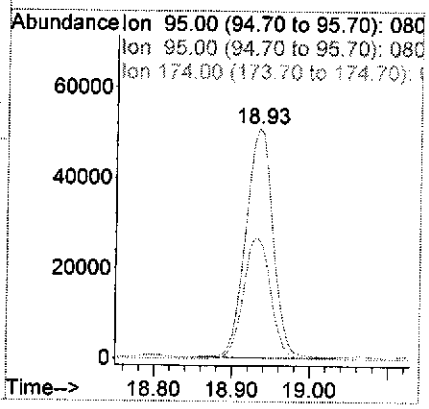



#54
Ethyltoluene,_4-
Concen: 1.76 ppbV
RT: 20.19 min Scan# 3629
Delta R.T. 0.01 min
Lab File: 080214.D
Acq: 02 Aug 06 23:31

Tgt Ion:105 Resp: 134355

Ion	Ratio	Lower	Upper
105	100		
105	100.0	80.0	120.0
120	30.1	28.0	42.0

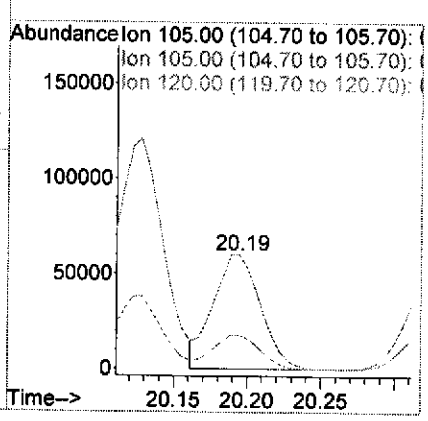

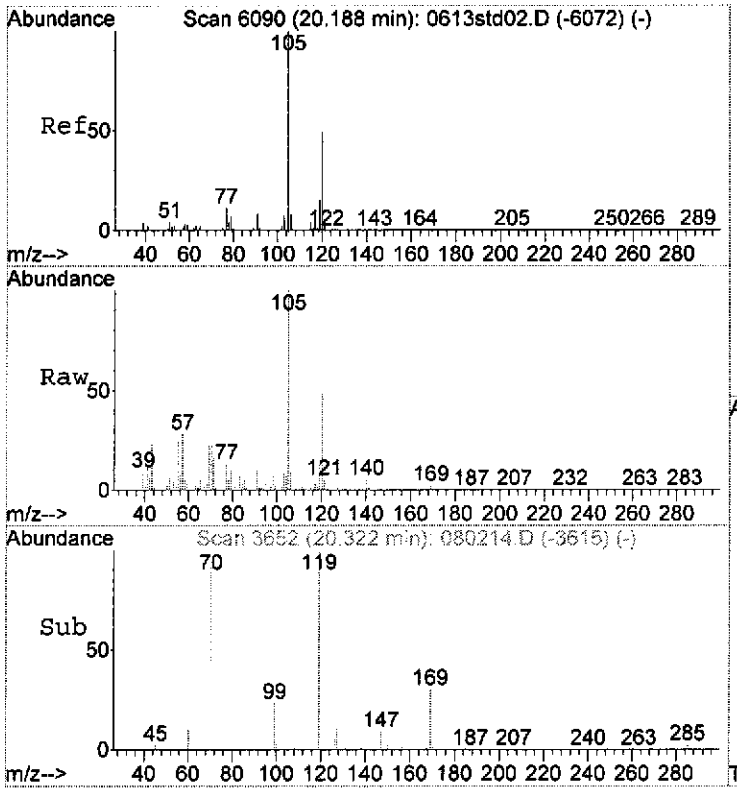

#55
Trimethylbenzene,_1,3,5-
Concen: 1.52 ppbV
RT: 20.32 min Scan# 3652
Delta R.T. 0.01 min
Lab File: 080214.D
Acq: 02 Aug 06 23:31

Tgt Ion:105 Resp: 100555

Ion	Ratio	Lower	Upper
105	100		
105	100.0	80.0	120.0
120	48.7	46.4	69.6

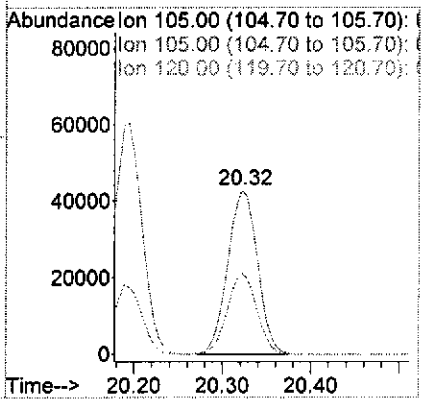

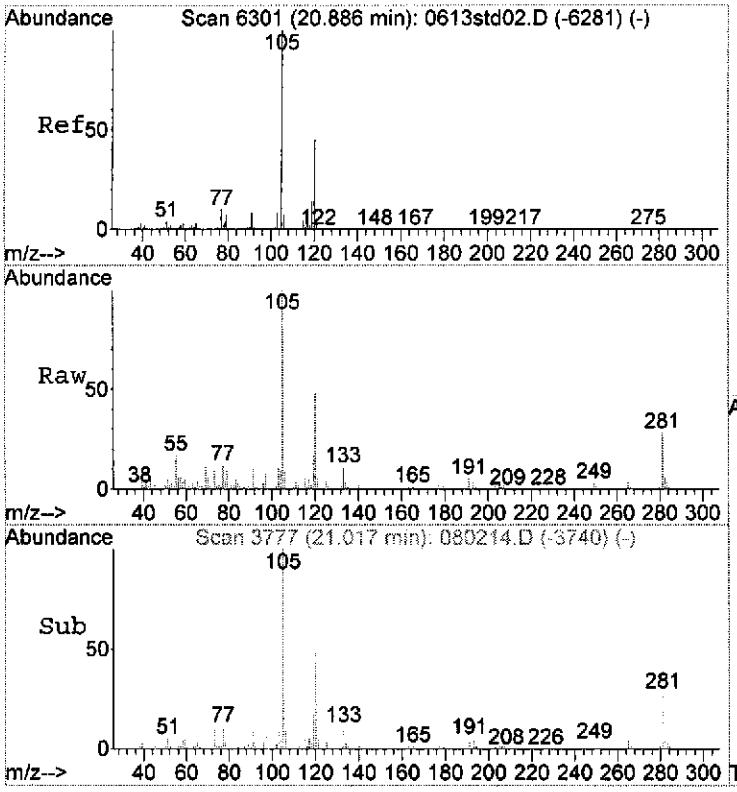

#56
Trimethylbenzene,_1,2,4-
Concen: 5.92 ppbV
RT: 21.02 min Scan# 3777
Delta R.T. 0.00 min
Lab File: 080214.D
Acq: 02 Aug 06 23:31

Tgt Ion:105 Resp: 377250

Ion	Ratio	Lower	Upper
105	100		
105	100.0	80.0	120.0
120	47.8	41.6	62.4

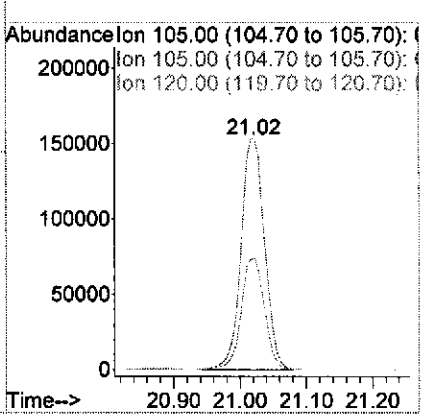

Quantitation Report (QT Reviewed)

Data Path : C:\MSDChem\1\DATA\Aug06\
Data File : 080213.D
Acq On : 02 Aug 06 22:48
Operator : .
Sample : 60419-15 x 25 dil.
Misc : .
ALS Vial : 9 Sample Multiplier: 1

Quant Time: Aug 03 08:22:25 2006
Quant Method : C:\MSDCHEM\1\METHODS\PAL0726.M
Quant Title : TO-15
QLast Update : Tue Aug 01 10:35:23 2006
Response via : Initial Calibration

Internal Standards	R.T.	QIon	Response	Conc Units	Dev(Min)
1) Bromochloromethane_(IS)	9.16	130	44321	10.00 ppbV	-0.03
25) Difluorobenzene,_1,4-_(IS)	11.35	114	225148	10.00 ppbV	-0.02
40) Chlorobenzene,_d-5__(IS)	16.74	117	191525	10.00 ppbV	0.00
System Monitoring Compounds					
52) Bromofluorobenzene_(tune_s	18.92	95	128331	11.00 ppbV	0.00
Spiked Amount 10.000	Range	75 - 125	Recovery	= 110.00%	
Target Compounds					Qvalue
10) Acetone	5.77	43	105662	5.69 ppbV #	96
11) Trichlorofluoromethane	5.93	101	6260	0.28 ppbV	97
13) Butyl_Alcohol,_tert	6.76	59	6563m	0.67 ppbV	
17) Carbon_disulfide	7.08	76	58541	1.17 ppbV	100
21) Methyl_ethyl_ketone	8.51	43	18536	0.59 ppbV	100
34) Trimethylpentane,_2,2,4-	12.22	57	2378334	61.81 ppbV #	80
41) Toluene	14.42	91	53468	0.73 ppbV	97
47) Xylene,_m_&_p-	17.56	91	41727	0.31 ppbV	98

(#) = qualifier out of range (m) = manual integration (+) = signals summed

Quantitation Report (QT Reviewed)

Data Path : C:\MSDChem\1\DATA\Aug06\
Data File : 080213.D
Acq On : 02 Aug 06 22:48
Operator : .
Sample : 60419-15 x 25 dil.
Misc : .
ALS Vial : 9 Sample Multiplier: 1

Quant Time: Aug 03 08:22:25 2006
Quant Method : C:\MSDCHEM\1\METHODS\PAL0726.M
Quant Title : TO-15
QLast Update : Tue Aug 01 10:35:23 2006
Response via : Initial Calibration

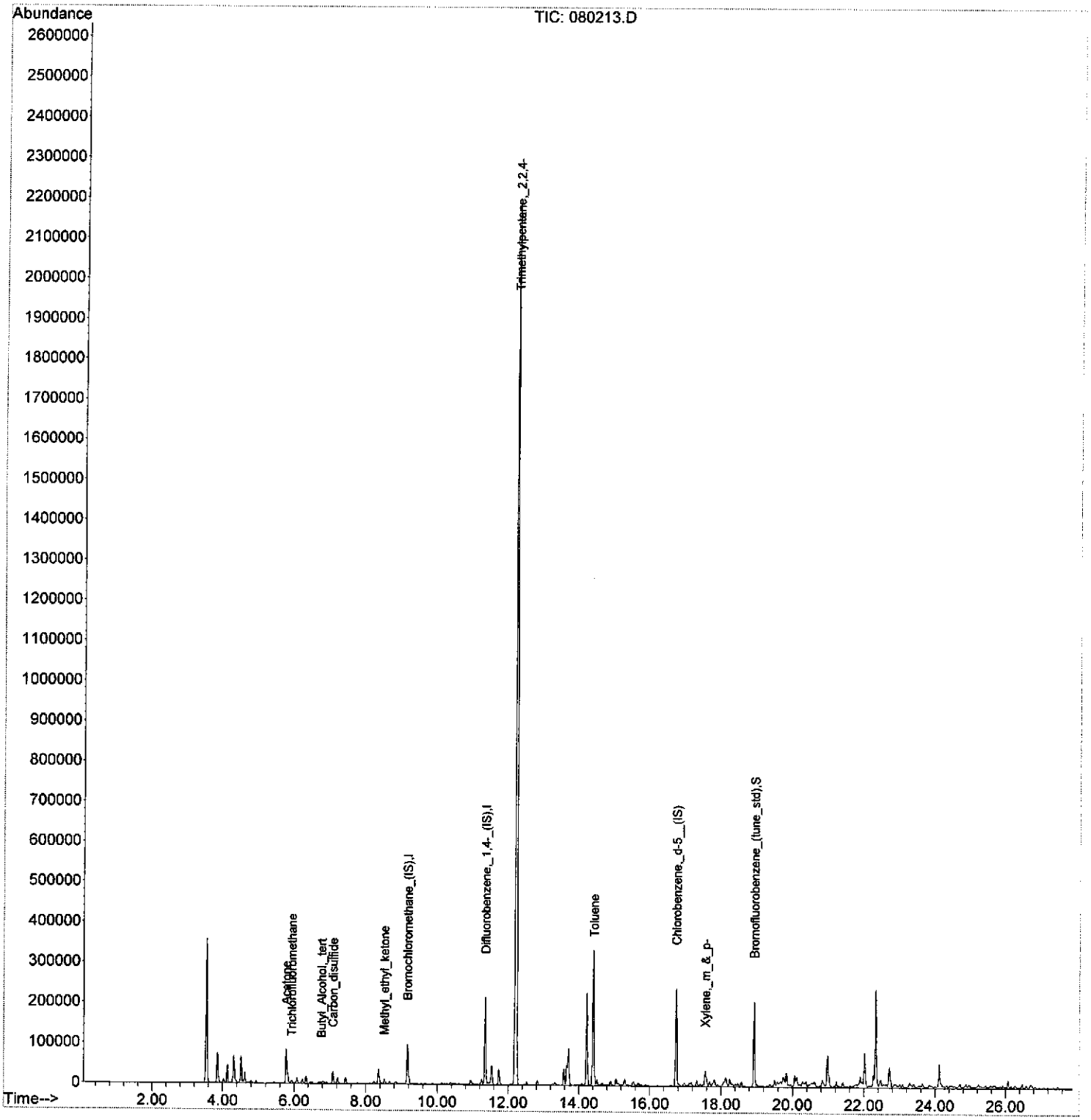

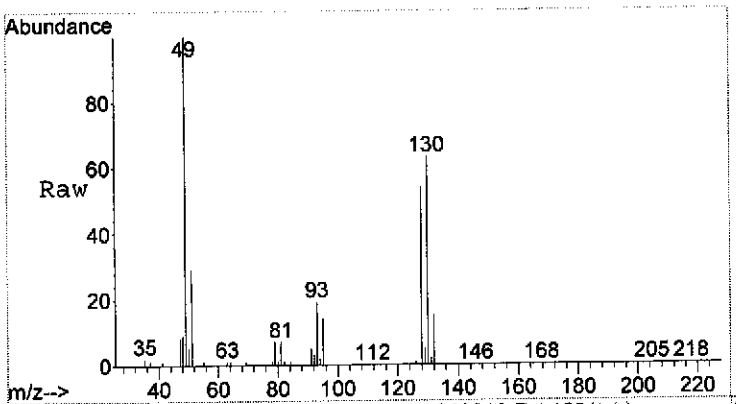

#1
Bromochloromethane_(IS)
Concen: 10.00 ppbV
RT: 9.16 min Scan# 1643
Delta R.T. -0.03 min
Lab File: 080213.D
Acq: 02 Aug 06 22:48

Tgt Ion:130 Resp: 44321

Ion	Ratio	Lower	Upper
130	100		
130	100.0	80.0	120.0
128	80.0	66.4	99.6

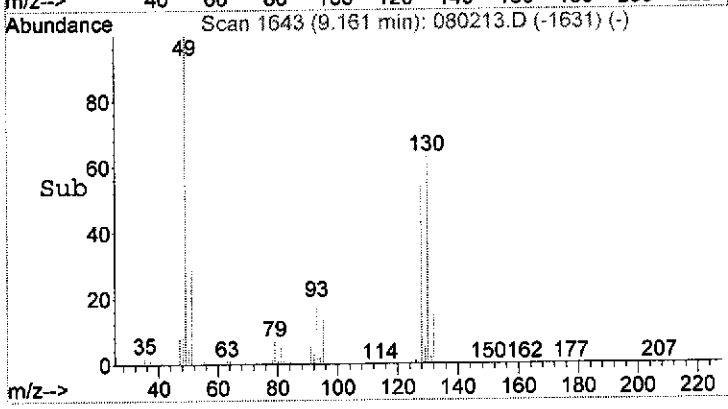

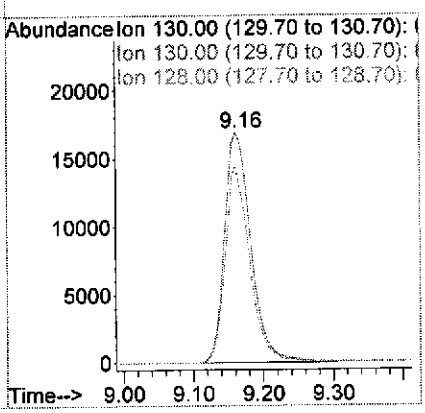

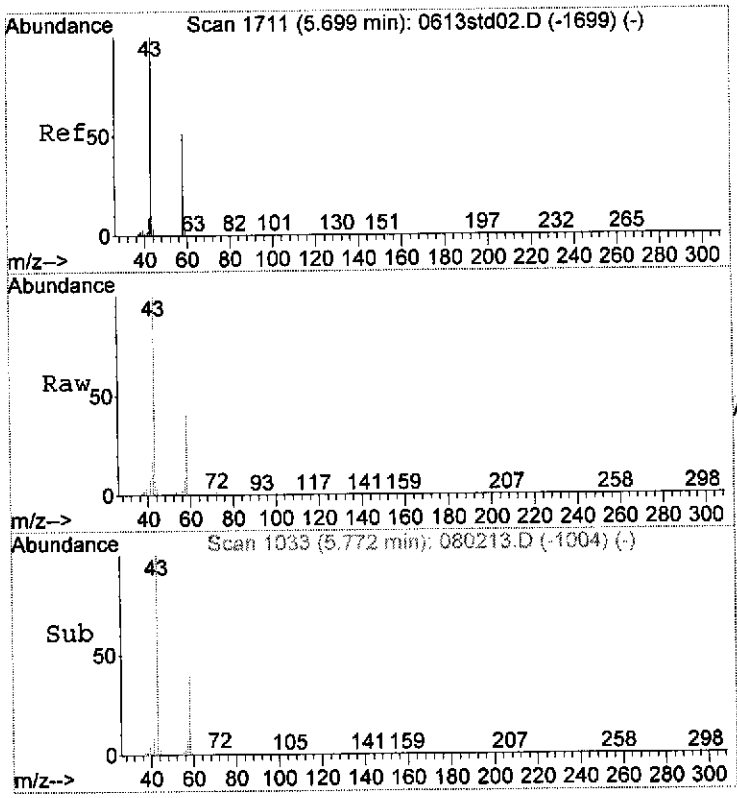

#10
Acetone
Concen: 5.69 ppbV
RT: 5.77 min Scan# 1033
Delta R.T. -0.04 min
Lab File: 080213.D
Acq: 02 Aug 06 22:48

Tgt Ion: 43 Resp: 105662

Ion	Ratio	Lower	Upper
43	100		
43	100.0	80.0	120.0
58	36.8	36.8	55.2#

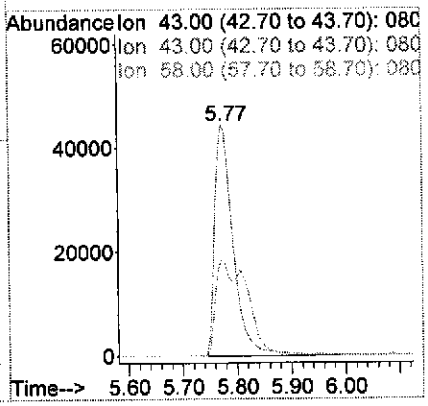

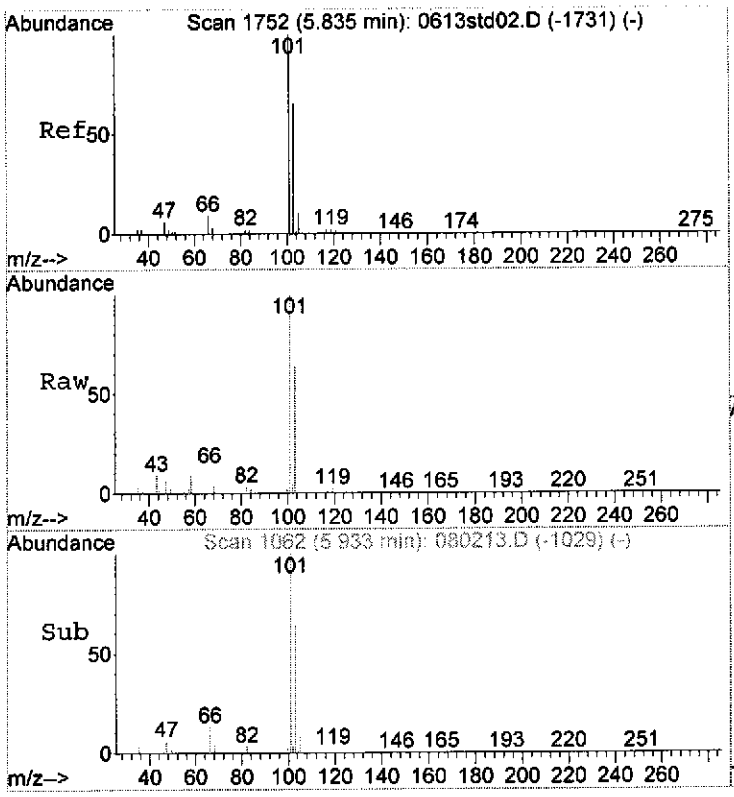

#11
Trichlorofluoromethane
Concen: 0.28 ppbV
RT: 5.93 min Scan# 1062
Delta R.T. -0.02 min
Lab File: 080213.D
Acq: 02 Aug 06 22:48

Tgt Ion:101 Resp: 6260

Ion	Ratio	Lower	Upper
101	100		
101	100.0	80.0	120.0
103	64.6	47.2	70.8

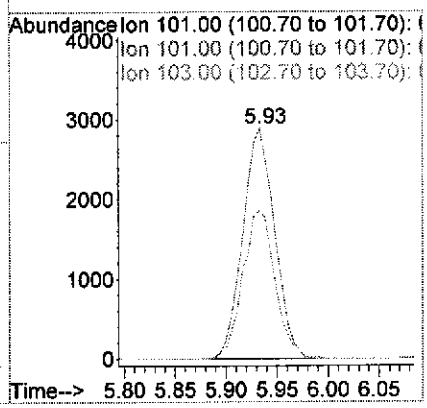



#13
Butyl_Alcohol,_tert
Concen: 0.67 ppbV m
RT: 6.76 min Scan# 1211
Delta R.T. -0.04 min
Lab File: 080213.D
Acq: 02 Aug 06 22:48

Tgt Ion: 59 Resp: 6563

Ion	Ratio	Lower	Upper
59	100		
59	81.4	80.0	120.0

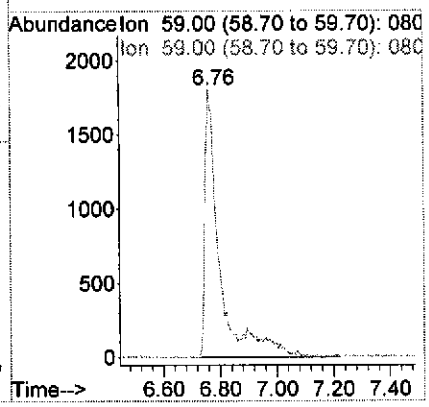

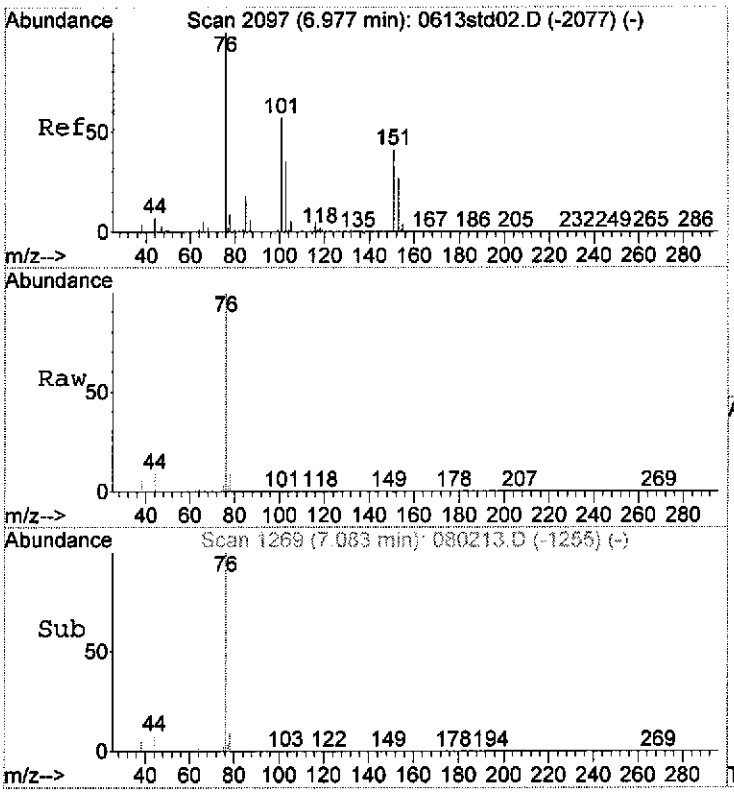

#17
Carbon_disulfide
Concen: 1.17 ppbV
RT: 7.08 min Scan# 1269
Delta R.T. -0.02 min
Lab File: 080213.D
Acq: 02 Aug 06 22:48

Tgt Ion: 76 Resp: 58541

Ion	Ratio	Lower	Upper
76	100		
76	100.0	80.0	120.0
44	8.4	6.0	9.0

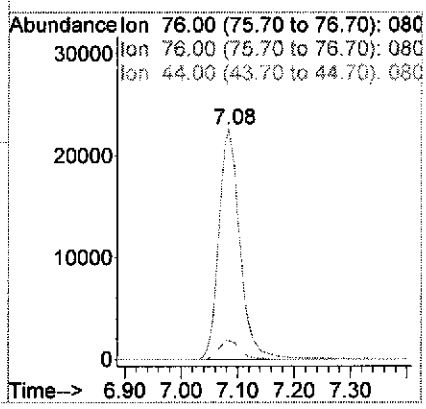

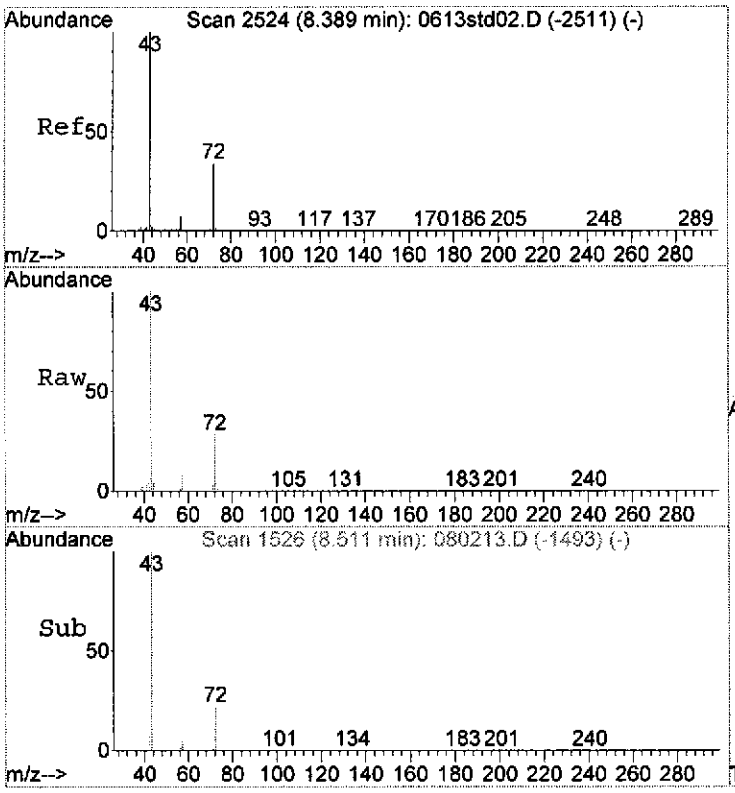

#21
Methyl_ethyl_ketone
Concen: 0.59 ppbV
RT: 8.51 min Scan# 1526
Delta R.T. -0.01 min
Lab File: 080213.D
Acq: 02 Aug 06 22:48

Tgt Ion: 43 Resp: 18536

Ion	Ratio	Lower	Upper
43	100		
43	100.0	80.0	120.0
72	30.9	24.0	36.0

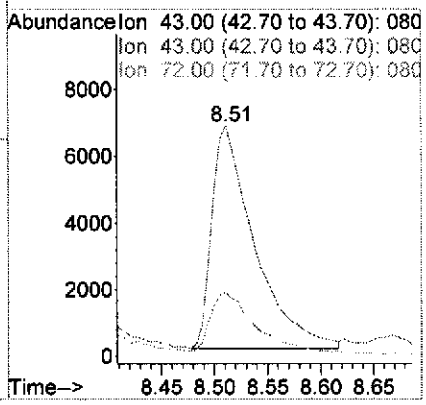

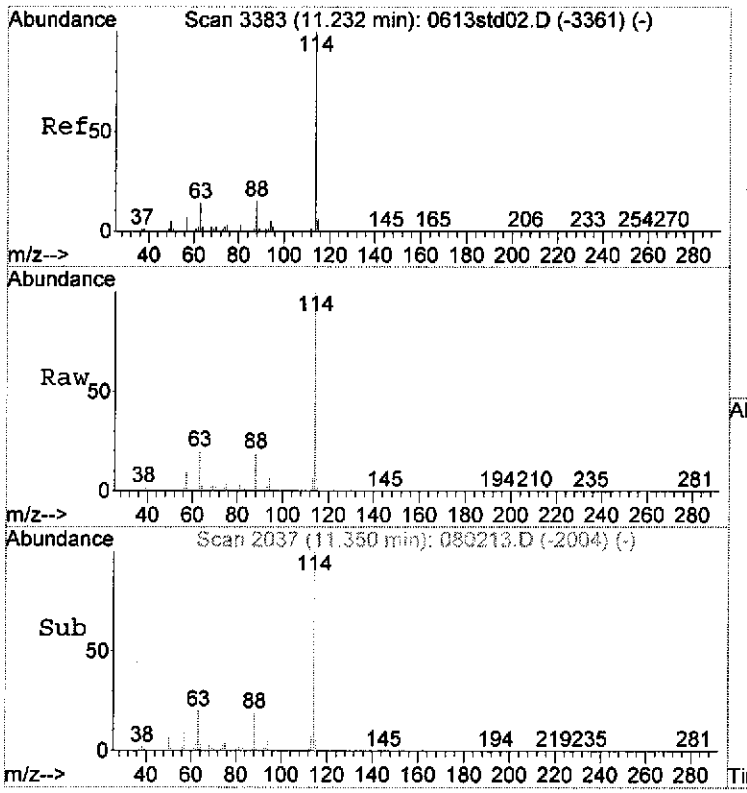

#25
Difluorobenzene,_1,4-_(IS)
Concen: 10.00 ppbV
RT: 11.35 min Scan# 2037
Delta R.T. -0.02 min
Lab File: 080213.D
Acq: 02 Aug 06 22:48

Tgt Ion:114 Resp: 225148

Ion	Ratio	Lower	Upper
114	100		
114	100.0	80.0	120.0
63	19.8	16.0	24.0

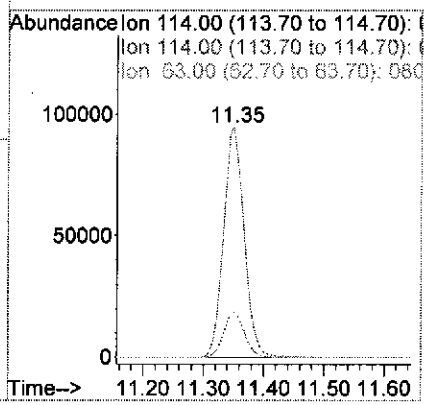

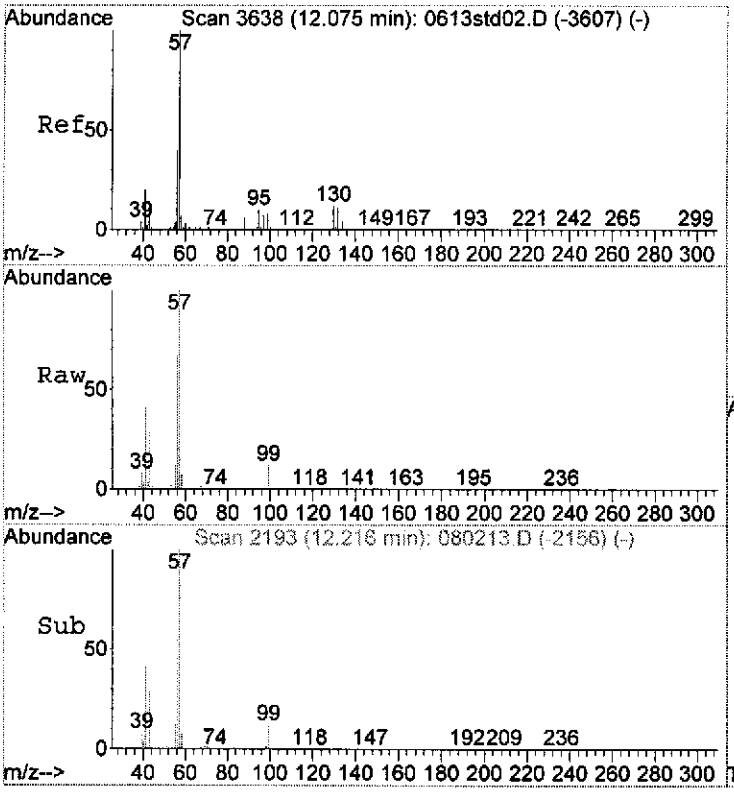

#34
Trimethylpentane,_2,2,4-
Concen: 61.81 ppbV
RT: 12.22 min Scan# 2193
Delta R.T. 0.01 min
Lab File: 080213.D
Acq: 02 Aug 06 22:48

Tgt Ion: 57 Resp: 2378334

Ion	Ratio	Lower	Upper
57	100		
57	100.0	80.0	120.0
56	0.0	34.4	51.6#

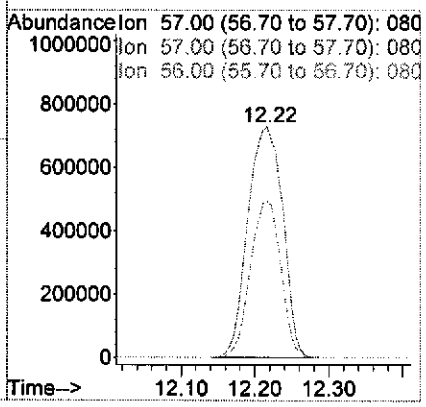

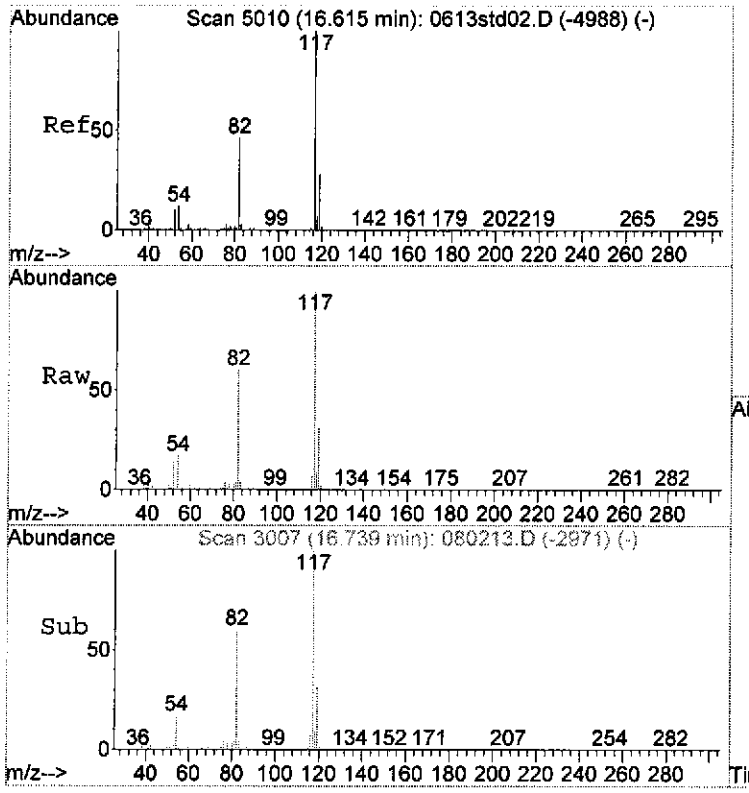

#40
Chlorobenzene, d-5 (IS)
Concen: 10.00 ppbV
RT: 16.74 min Scan# 3007
Delta R.T. -0.00 min
Lab File: 080213.D
Acq: 02 Aug 06 22:48

Tgt Ion:117 Resp: 191525

Ion	Ratio	Lower	Upper
117	100		
117	100.0	80.0	120.0
82	60.5	49.6	74.4

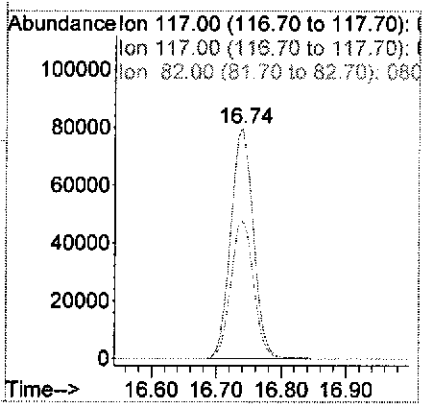

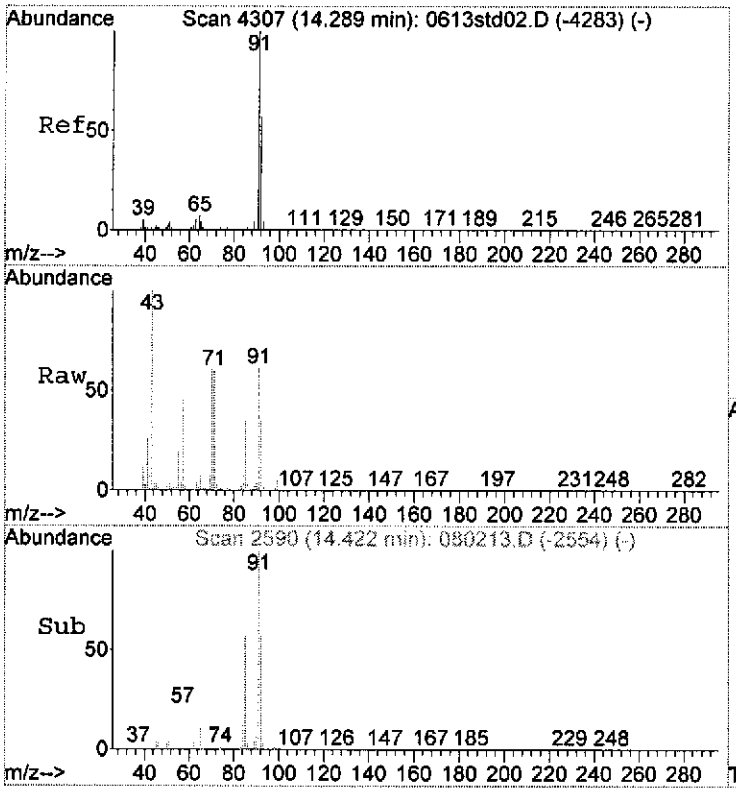

#41
Toluene
Concen: 0.73 ppbV
RT: 14.42 min Scan# 2590
Delta R.T. -0.00 min
Lab File: 080213.D
Acq: 02 Aug 06 22:48

Tgt Ion: 91 Resp: 53468

Ion	Ratio	Lower	Upper
91	100		
91	100.0	80.0	120.0
92	57.2	51.2	76.8

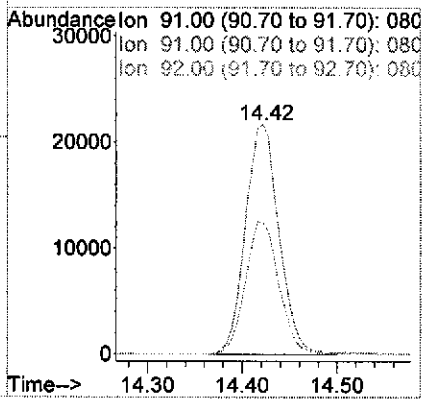

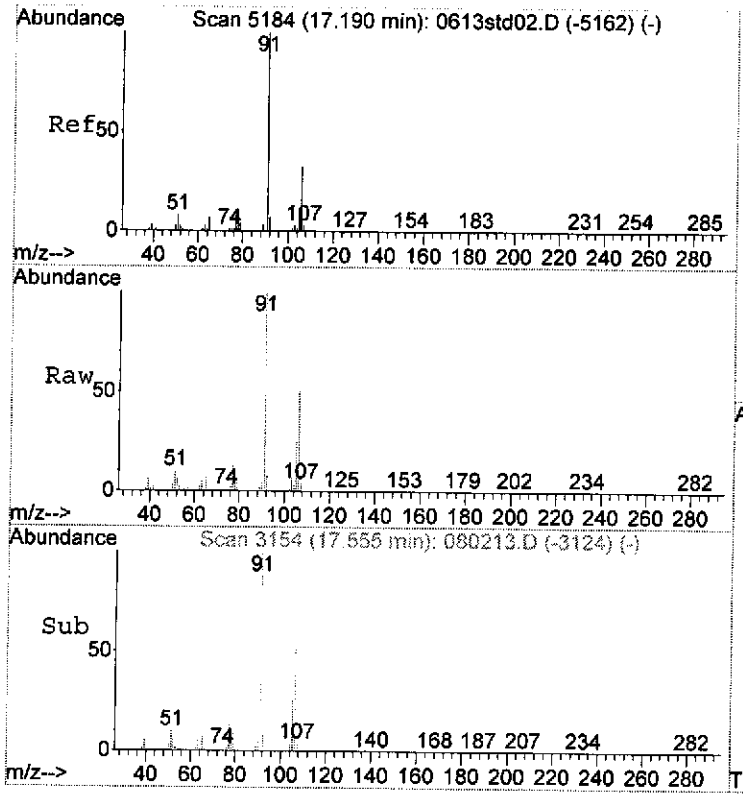

#47
Xylene,_m_&_p-
Concen: 0.31 ppbV
RT: 17.56 min Scan# 3154
Delta R.T. -0.03 min
Lab File: 080213.D
Acq: 02 Aug 06 22:48

Tgt Ion: 91 Resp: 41727

Ion	Ratio	Lower	Upper
91	100		
91	100.0	80.0	120.0
106	50.5	44.0	66.0

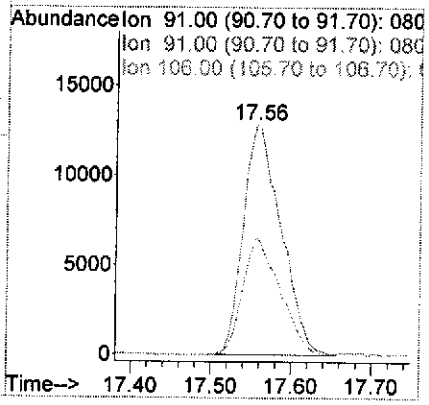

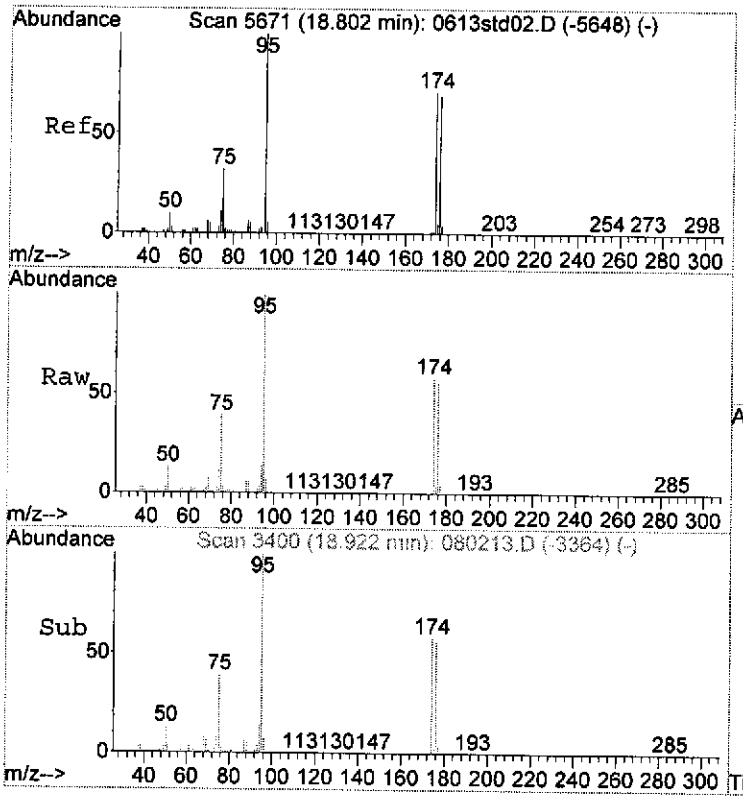

#52
Bromofluorobenzene_(tune_std)
Concen: N.D. ppbV
RT: 18.92 min Scan# 3400
Delta R.T. 0.00 min
Lab File: 080213.D
Acq: 02 Aug 06 22:48

Tgt Ion: 95 Resp: 128331

Ion	Ratio	Lower	Upper
95	100		
95	100.0	80.0	120.0
174	57.3	47.2	70.8

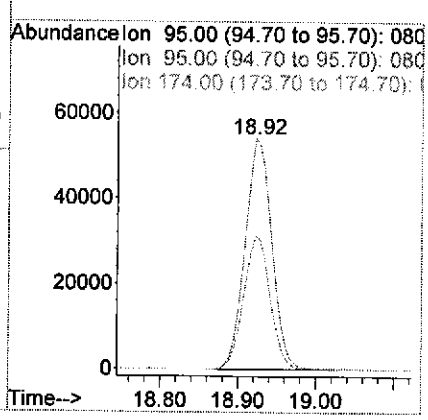

Quantitation Report (QT Reviewed)

Data Path : C:\MSDChem\1\DATA\Aug06\
Data File : 080716.D
Acq On : 08 Aug 2006 01:11
Operator : .
Sample : 60419-16 x 25 dil.
Misc : .
ALS Vial : 12 Sample Multiplier: 1

Quant Time: Aug 08 14:27:12 2006
Quant Method : C:\MSDCHEM\1\METHODS\PAL0726.M
Quant Title : TO-15
QLast Update : Tue Aug 01 10:35:23 2006
Response via : Initial Calibration

Internal Standards	R.T.	QIon	Response	Conc	Units	Dev(Min)
1) Bromochloromethane_(IS)	9.16	130	19157	10.00	ppbV	-0.02
25) Difluorobenzene,_1,4-_(IS)	11.36	114	98751	10.00	ppbV	-0.01
40) Chlorobenzene,_d-5__(IS)	16.75	117	85016	10.00	ppbV	0.00
System Monitoring Compounds						
52) Bromofluorobenzene_(tune_s	18.93	95	57632	11.13	ppbV	0.00
Spiked Amount 10.000	Range	75 - 125	Recovery	=	111.30%	
Target Compounds						Qvalue
11) Trichlorofluoromethane	5.94	101	5369	0.55	ppbV	97
17) Carbon_disulfide	7.11	76	19193	0.89	ppbV #	98
23) Hexane	9.23	57	219711	7.64	ppbV	98
30) Cyclohexane	11.27	56	294601	9.45	ppbV	99
34) Trimethylpentane,_2,2,4-	12.23	57	1330312	8.83	ppbV #	80
35) Heptane	12.54	43	158153	9.99	ppbV	99
41) Toluene	14.43	91	37377	1.15	ppbV	99
46) Ethylbenzene	17.33	91	18662	0.50	ppbV	99
47) Xylene,_m_&_p-	17.59	91	126358	2.12	ppbV	99
51) Xylene,_o-	18.25	91	29656	0.96	ppbV	100
56) Trimethylbenzene,_1,2,4-	21.02	105	17243	0.55	ppbV	98

(#) = qualifier out of range (m) = manual integration (+) = signals summed

Quantitation Report (QT Reviewed)

Data Path : C:\MSDChem\1\DATA\Aug06\
Data File : 080716.D
Acq On : 08 Aug 2006 01:11
Operator : .
Sample : 60419-16 x 25 dil.
Misc : .
ALS Vial : 12 Sample Multiplier: 1

Quant Time: Aug 08 14:27:12 2006
Quant Method : C:\MSDCHEM\1\METHODS\PAL0726.M
Quant Title : TO-15
QLast Update : Tue Aug 01 10:35:23 2006
Response via : Initial Calibration

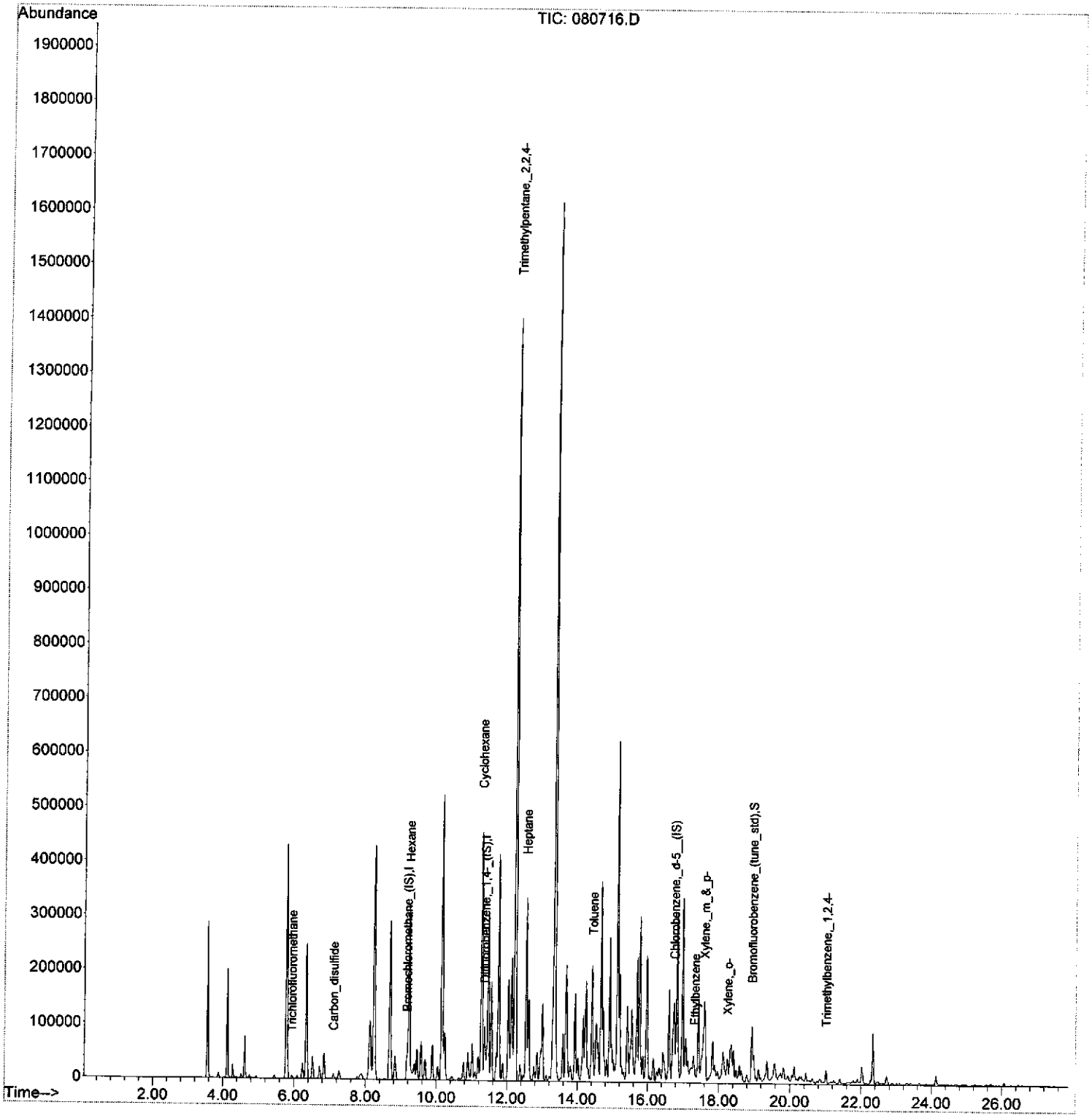

PAL0726.M Tue Aug 08 14:27:29 2006 S1

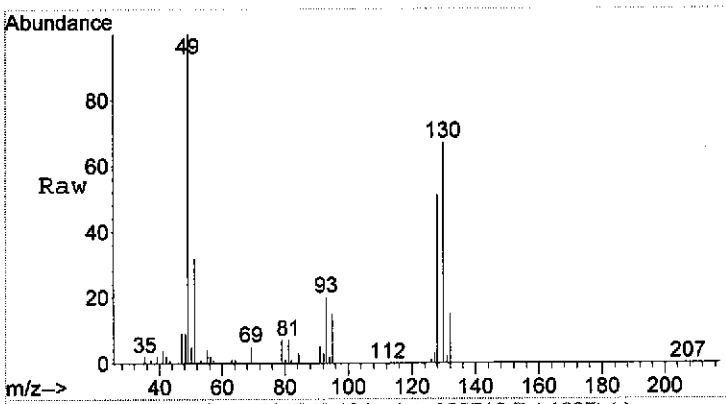

#1
Bromochloromethane_(IS)
Concen: 10.00 ppbV
RT: 9.16 min Scan# 1647
Delta R.T. -0.02 min
Lab File: 080716.D
Acq: 08 Aug 2006 01:11

Tgt Ion:130 Resp: 19157

Ion	Ratio	Lower	Upper
130	100		
130	100.0	80.0	120.0
128	78.8	66.4	99.6

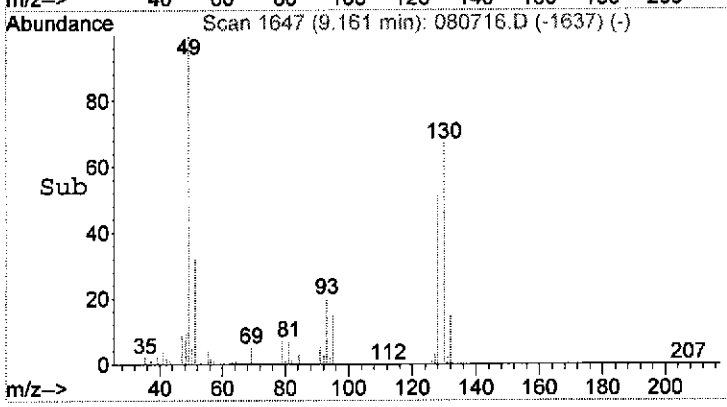

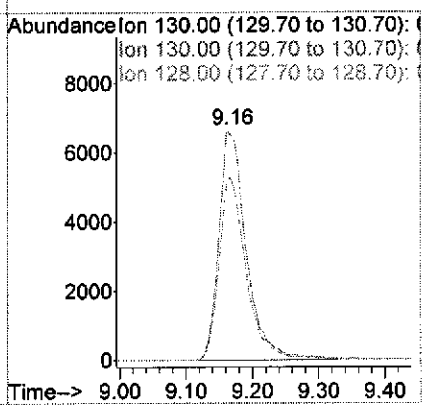

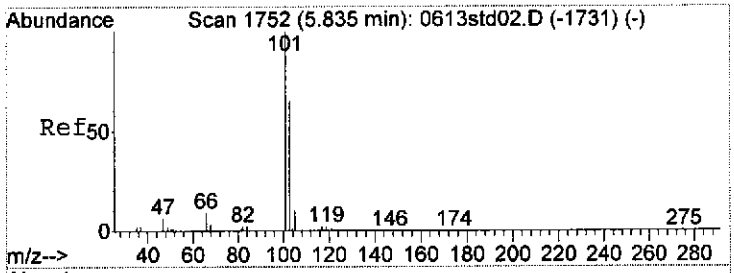

#11
Trichlorofluoromethane
Concen: 0.55 ppbV
RT: 5.94 min Scan# 1066
Delta R.T. -0.01 min
Lab File: 080716.D
Acq: 08 Aug 2006 01:11

Tgt Ion:101 Resp: 5369

Ion	Ratio	Lower	Upper
101	100		
101	100.0	80.0	120.0
103	64.1	47.2	70.8

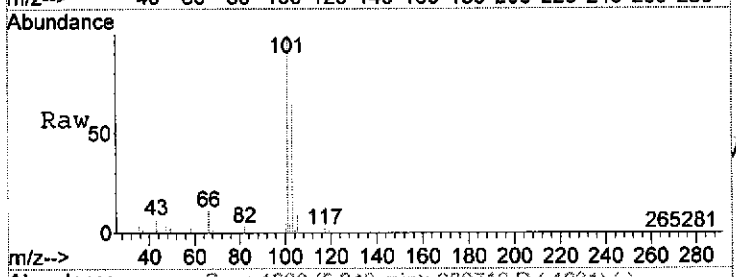

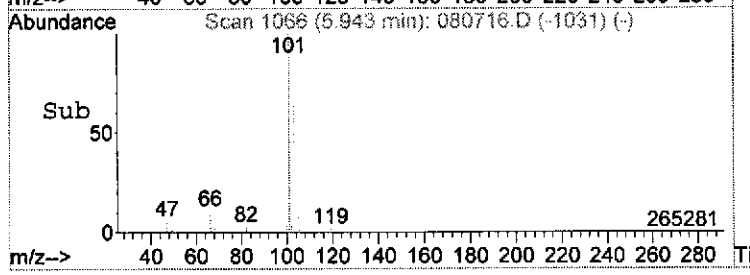

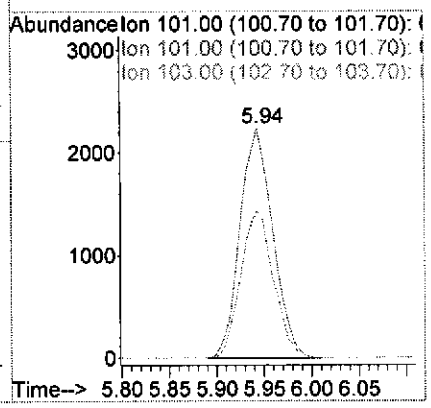

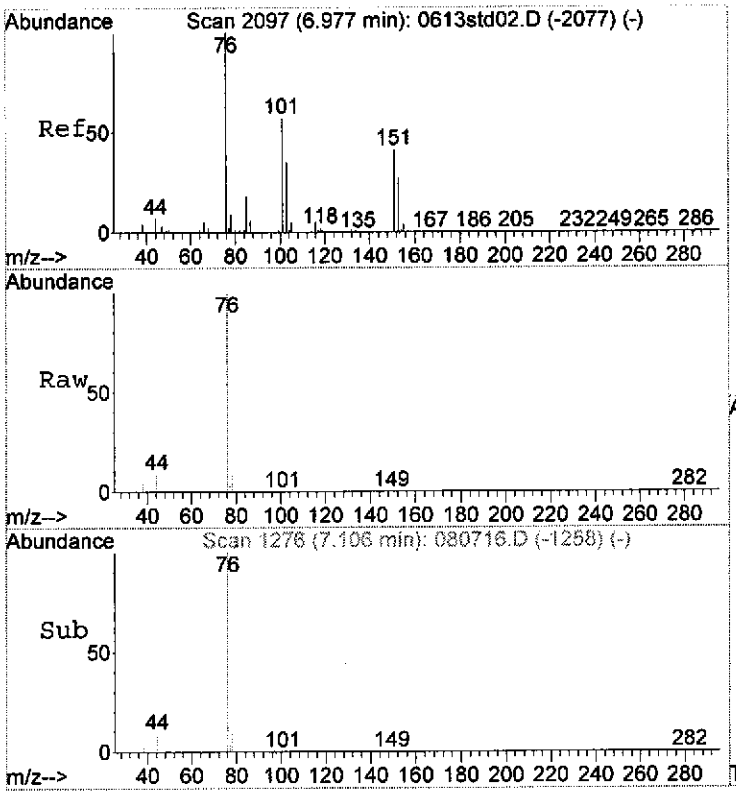

#17
Carbon_disulfide
Concen: 0.89 ppbV
RT: 7.11 min Scan# 1276
Delta R.T. -0.00 min
Lab File: 080716.D
Acq: 08 Aug 2006 01:11

Tgt Ion: 76 Resp: 19193

Ion	Ratio	Lower	Upper
76	100		
76	100.0	80.0	120.0
44	0.0	6.0	9.0#

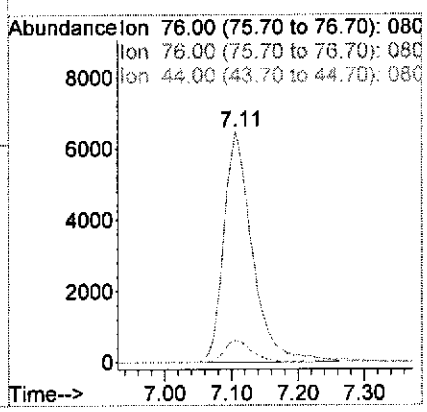

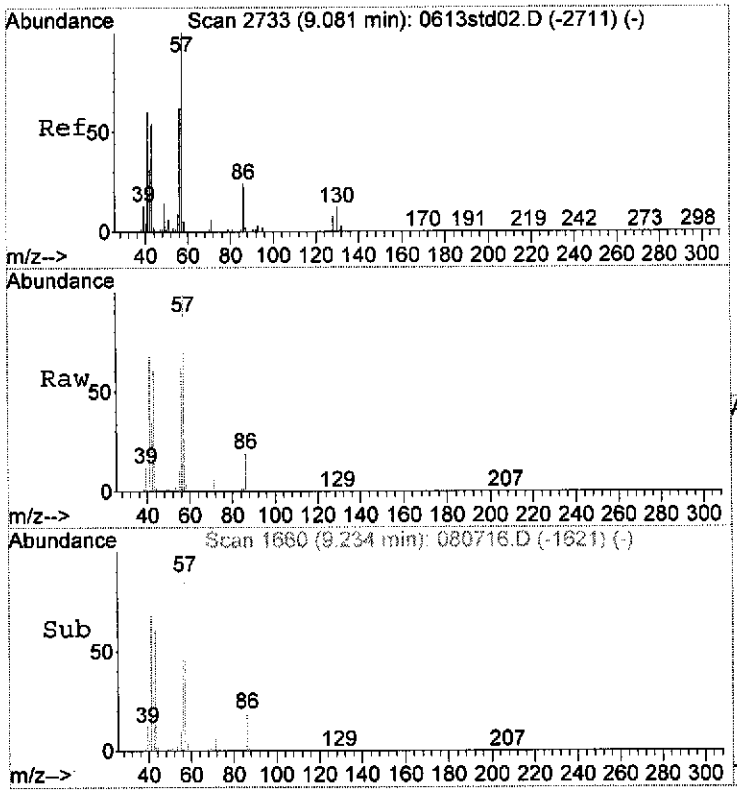

#23
Hexane
Concen: 17.64 ppbV
RT: 9.23 min Scan# 1660
Delta R.T. 0.01 min
Lab File: 080716.D
Acq: 08 Aug 2006 01:11

Tgt Ion: 57 Resp: 219711

Ion	Ratio	Lower	Upper
57	100		
57	100.0	80.0	120.0
41	73.2	55.2	82.8

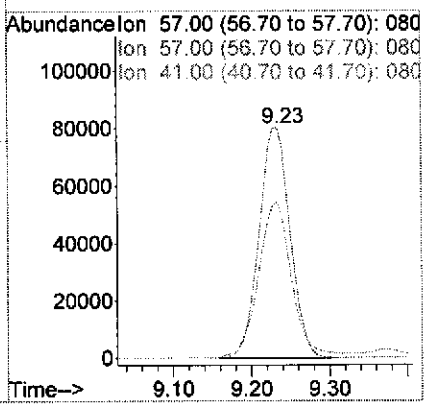

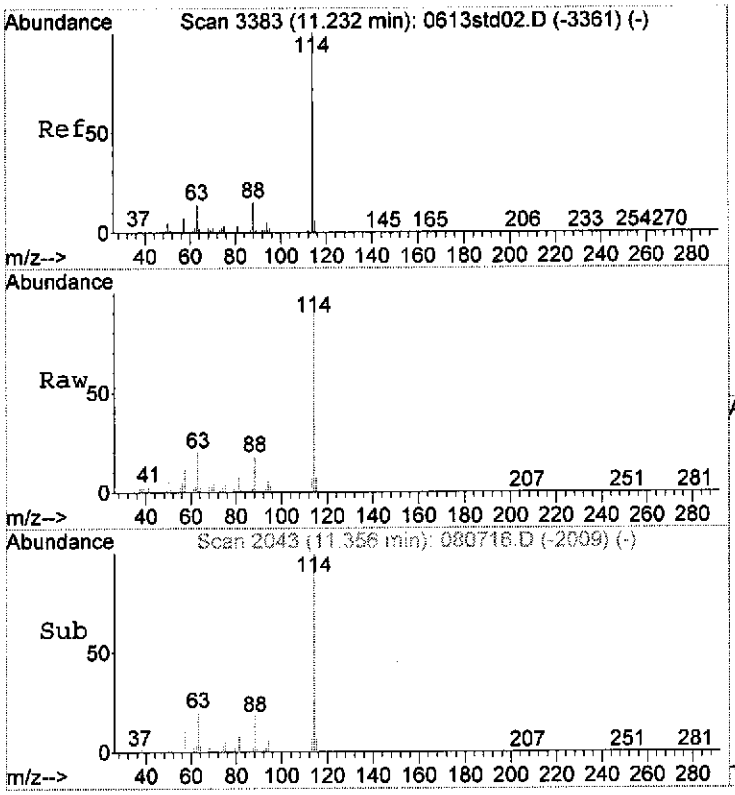

#25
Difluorobenzene,_1,4-_(IS)
Concen: 10.00 ppbV
RT: 11.36 min Scan# 2043
Delta R.T. -0.01 min
Lab File: 080716.D
Acq: 08 Aug 2006 01:11

Tgt Ion:114 Resp: 98751

Ion	Ratio	Lower	Upper
114	100		
114	100.0	80.0	120.0
63	19.4	16.0	24.0

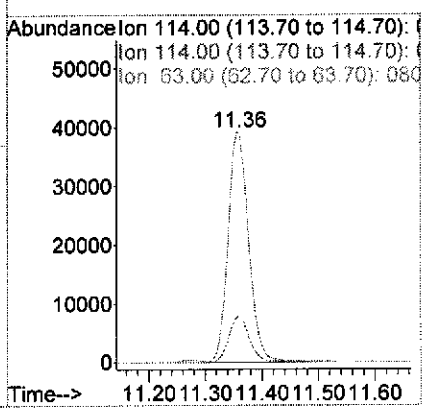

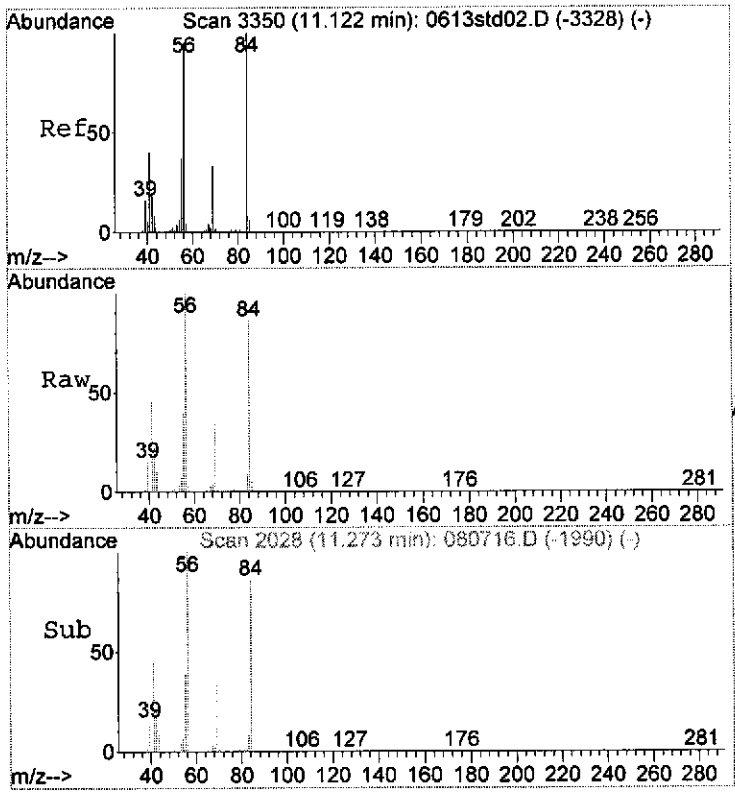

#30
Cyclohexane
Concen: 19.45 ppbV
RT: 11.27 min Scan# 2028
Delta R.T. 0.01 min
Lab File: 080716.D
Acq: 08 Aug 2006 01:11

Tgt Ion: 56 Resp: 294601

Ion	Ratio	Lower	Upper
56	100		
56	100.0	80.0	120.0
84	86.3	68.0	102.0

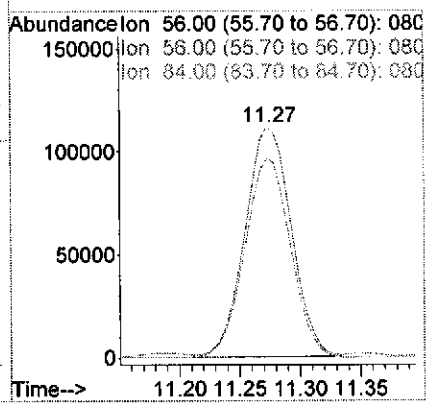

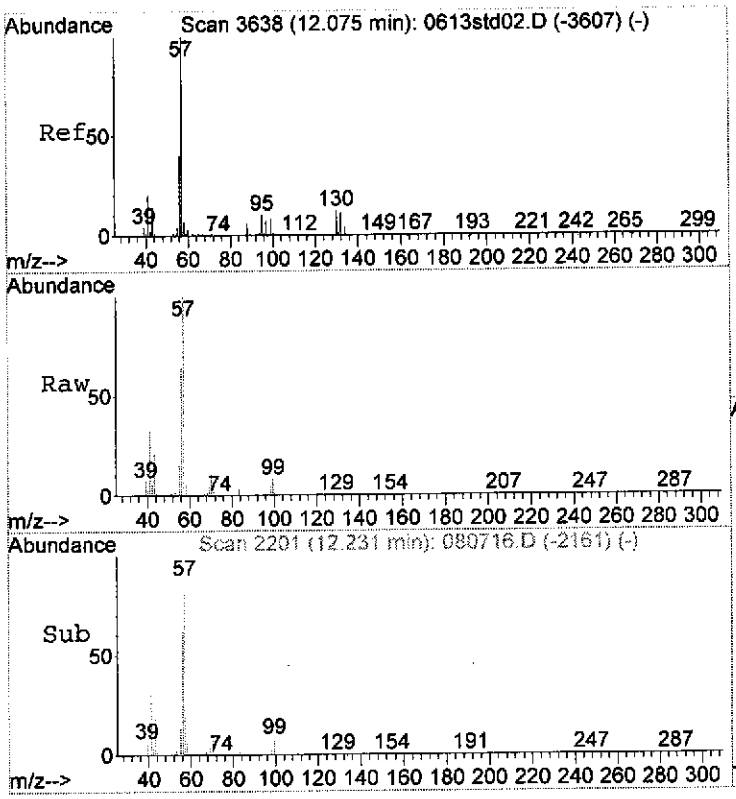

#34
Trimethylpentane,_2,2,4-
Concen: 78.83 ppbV
RT: 12.23 min Scan# 2201
Delta R.T. 0.02 min
Lab File: 080716.D
Acq: 08 Aug 2006 01:11

Tgt Ion: 57 Resp: 1330312

Ion	Ratio	Lower	Upper
57	100		
57	100.0	80.0	120.0
56	0.0	34.4	51.6#

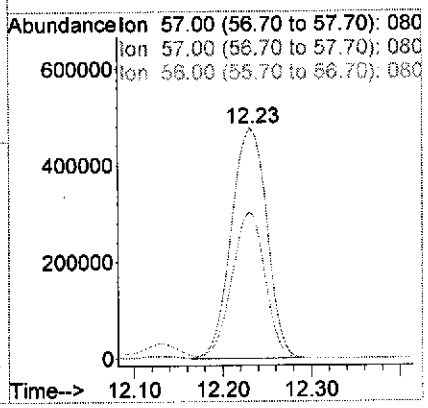

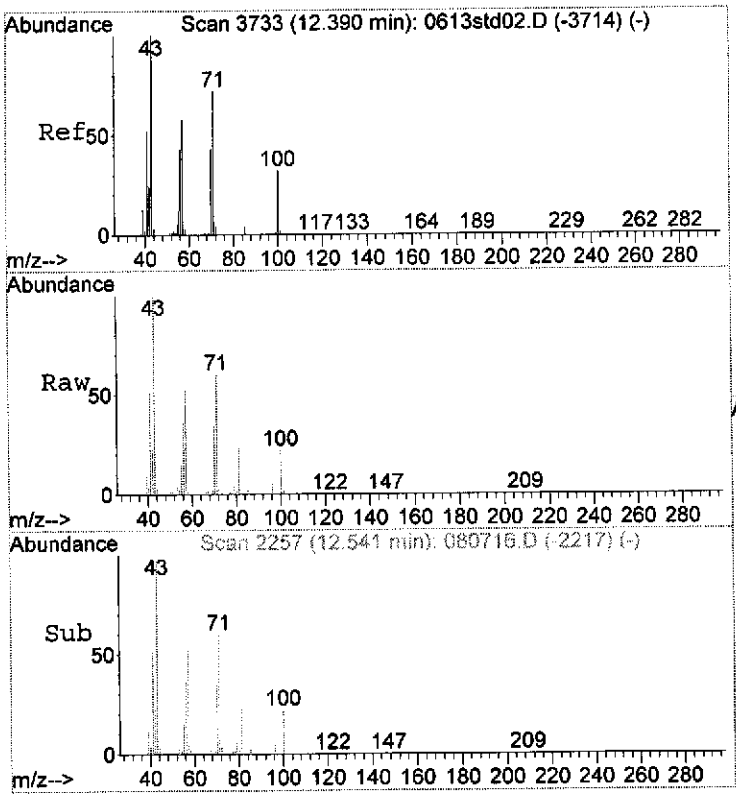

#35
Heptane
Concen: 9.99 ppbV
RT: 12.54 min Scan# 2257
Delta R.T. 0.02 min
Lab File: 080716.D
Acq: 08 Aug 2006 01:11

Tgt Ion: 43 Resp: 158153

Ion	Ratio	Lower	Upper
43	100		
43	100.0	80.0	120.0
71	61.9	51.2	76.8

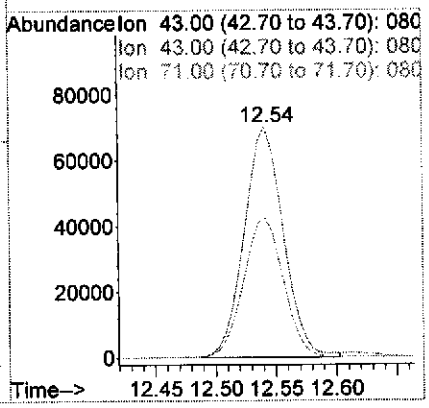

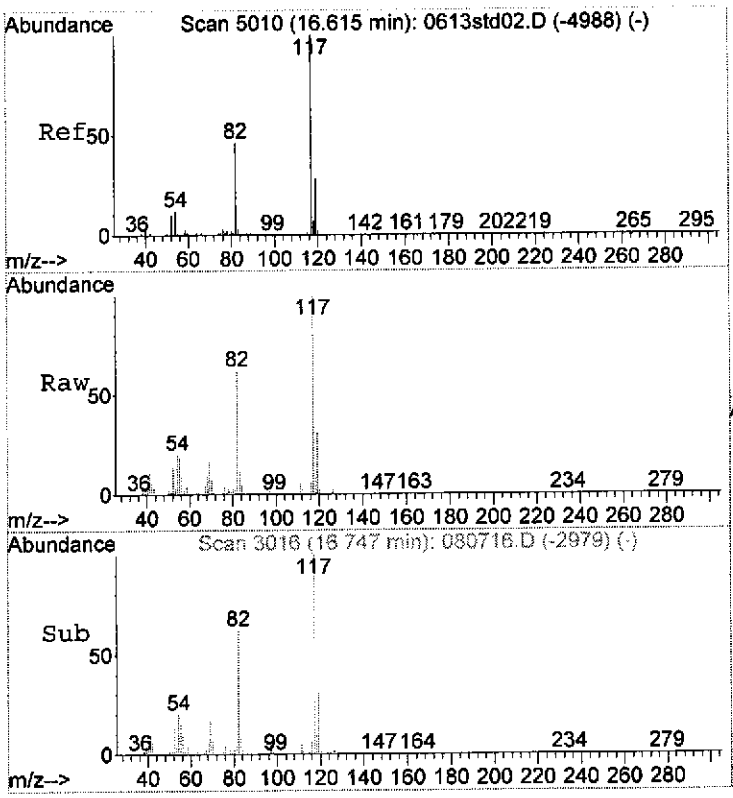

#40
Chlorobenzene, d-5 (IS)
Concen: 10.00 ppbV
RT: 16.75 min Scan# 3016
Delta R.T. 0.01 min
Lab File: 080716.D
Acq: 08 Aug 2006 01:11

Tgt Ion:117 Resp: 85016

Ion	Ratio	Lower	Upper
117	100		
117	100.0	80.0	120.0
82	67.2	49.6	74.4

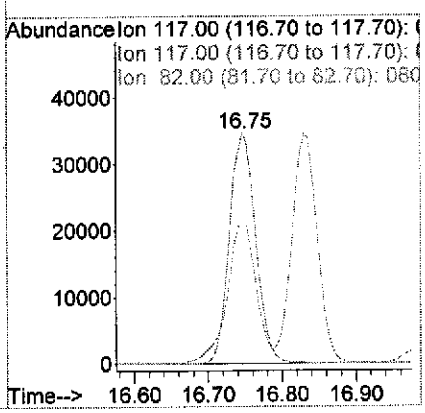

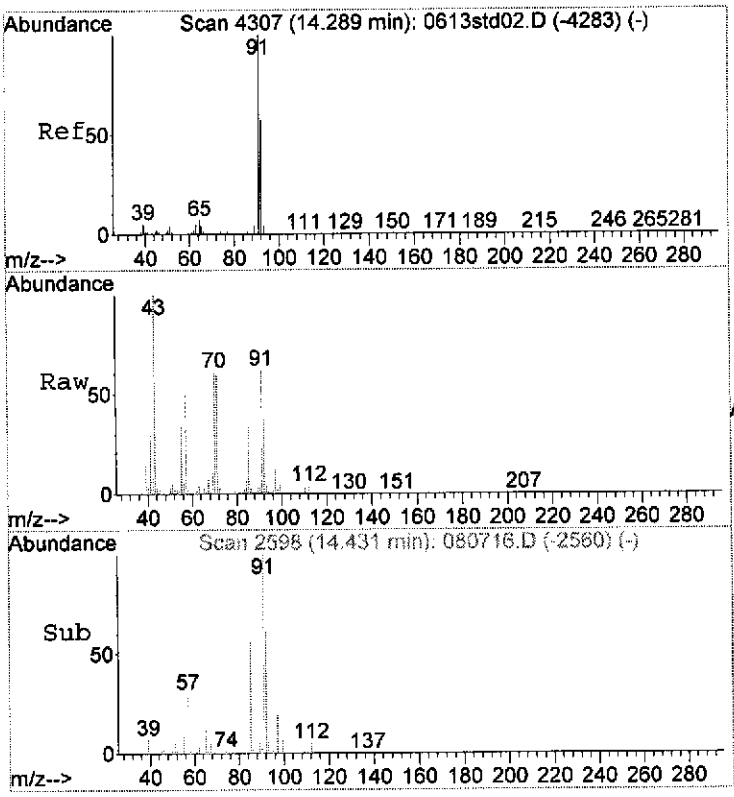

#41
Toluene
Concen: 1.15 ppbV
RT: 14.43 min Scan# 2598
Delta R.T. 0.01 min
Lab File: 080716.D
Acq: 08 Aug 2006 01:11

Tgt Ion: 91 Resp: 37377

Ion	Ratio	Lower	Upper
91	100		
91	100.0	80.0	120.0
92	61.8	51.2	76.8

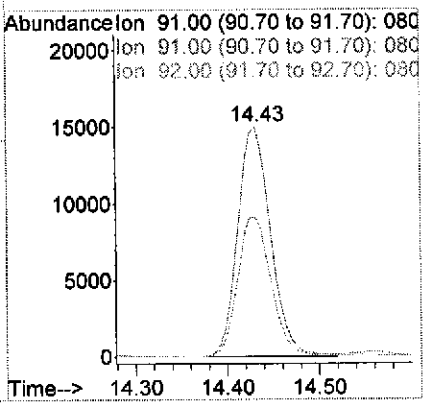

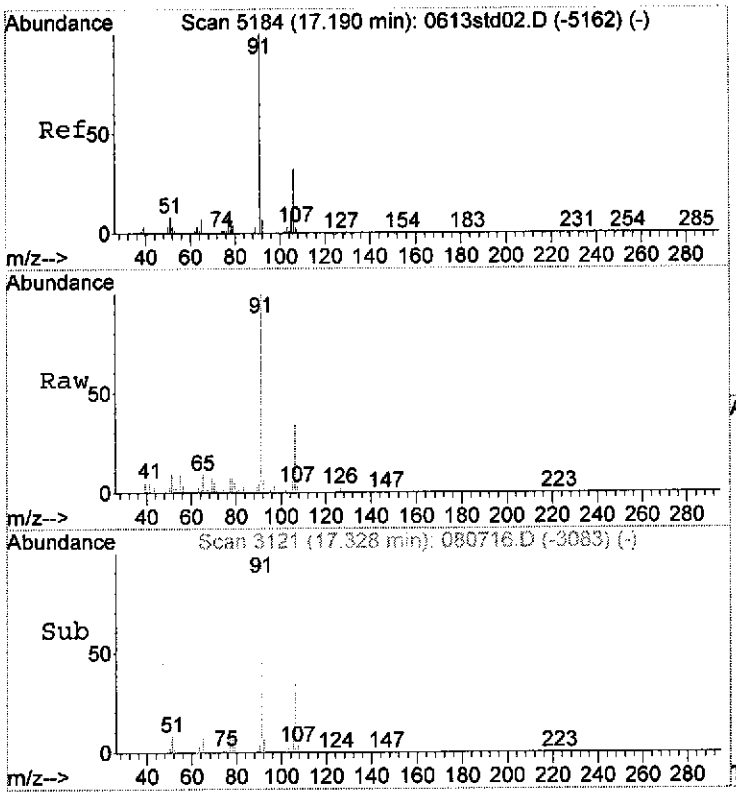

#46
Ethylbenzene
Concen: 0.50 ppbV
RT: 17.33 min Scan# 3121
Delta R.T. 0.01 min
Lab File: 080716.D
Acq: 08 Aug 2006 01:11

Tgt Ion: 91 Resp: 18662

Ion	Ratio	Lower	Upper
91	100		
91	100.0	80.0	120.0
106	35.1	30.4	45.6

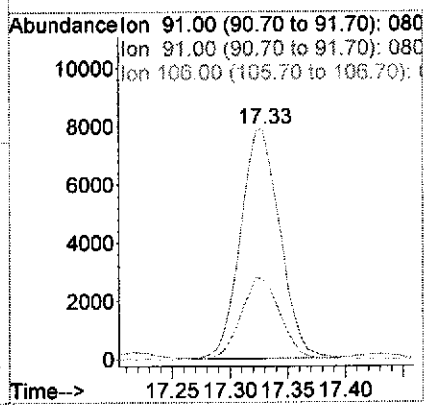

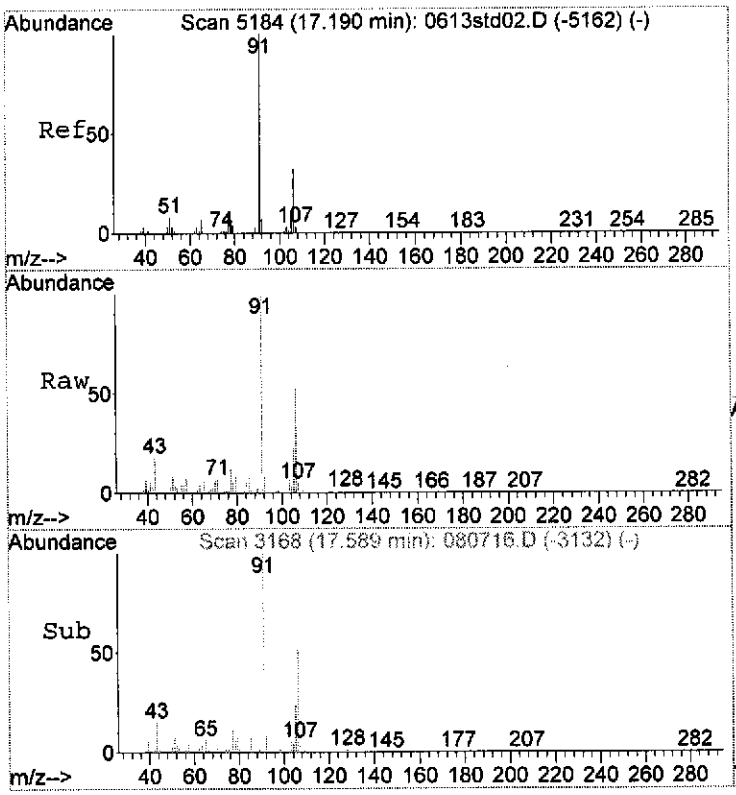

#47
Xylene,_m_&_p-
Concen: 2.12 ppbV
RT: 17.59 min Scan# 3168
Delta R.T. 0.00 min
Lab File: 080716.D
Acq: 08 Aug 2006 01:11

Tgt Ion: 91 Resp: 126358

Ion	Ratio	Lower	Upper
91	100		
91	100.0	80.0	120.0
106	52.1	44.0	66.0

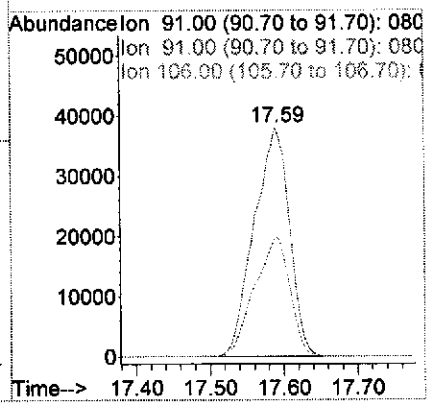

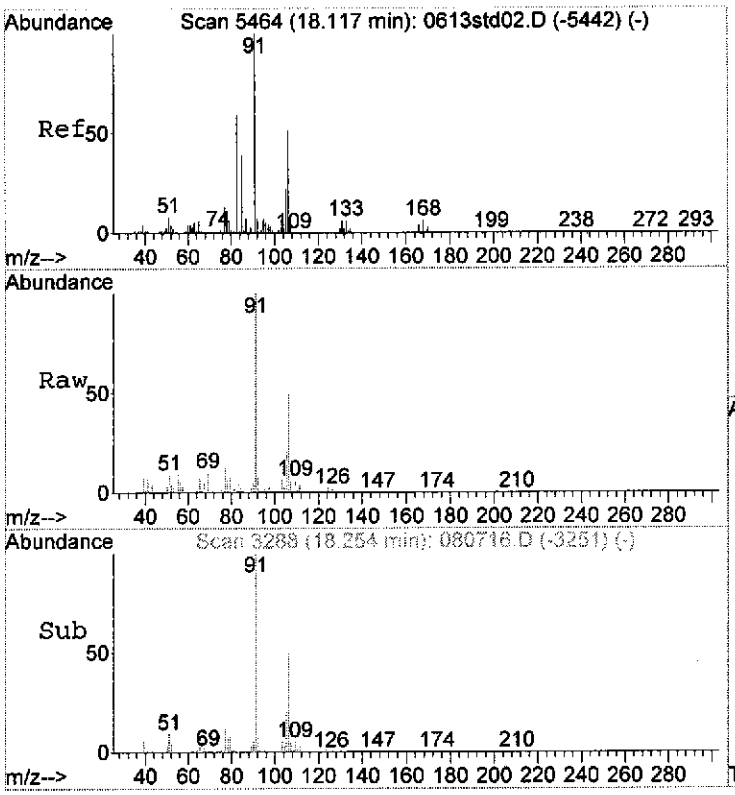

#51
Xylene,_o-
Concen: 0.96 ppbV
RT: 18.25 min Scan# 3288
Delta R.T. 0.01 min
Lab File: 080716.D
Acq: 08 Aug 2006 01:11

Tgt Ion: 91 Resp: 29656

Ion	Ratio	Lower	Upper
91	100		
91	100.0	80.0	120.0
106	49.5	40.0	60.0

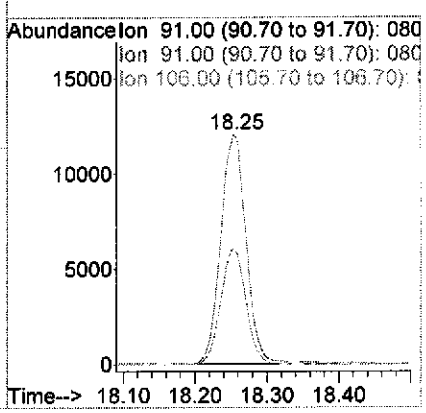

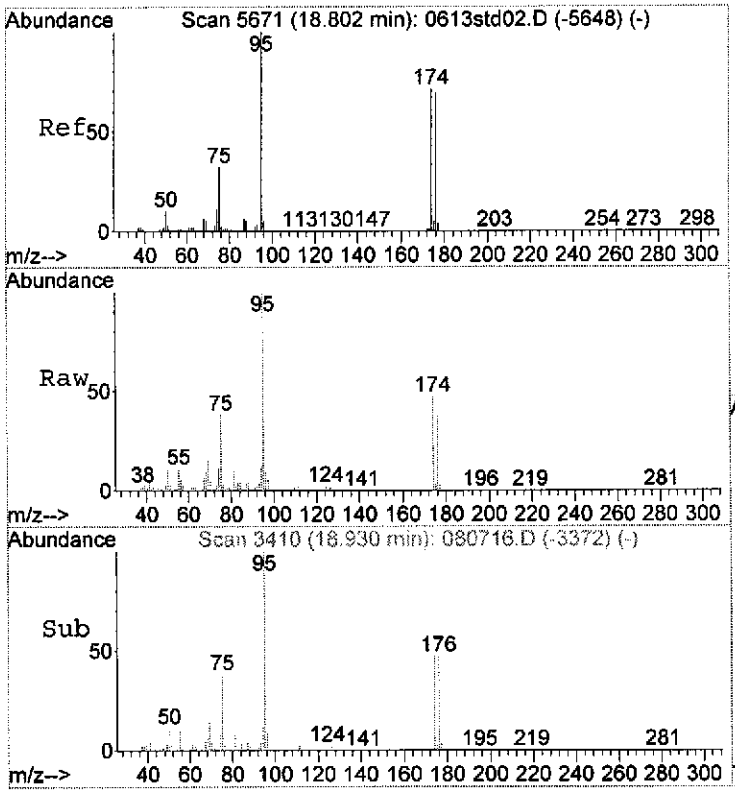

#52
Bromofluorobenzene_(tune_std)
Concen: 0.96 ppbV
RT: 18.93 min Scan# 3410
Delta R.T. 0.01 min
Lab File: 080716.D
Acq: 08 Aug 2006 01:11

Tgt Ion: 95 Resp: 57632

Ion	Ratio	Lower	Upper
95	100		
95	100.0	80.0	120.0
174	46.8	47.2	70.8#

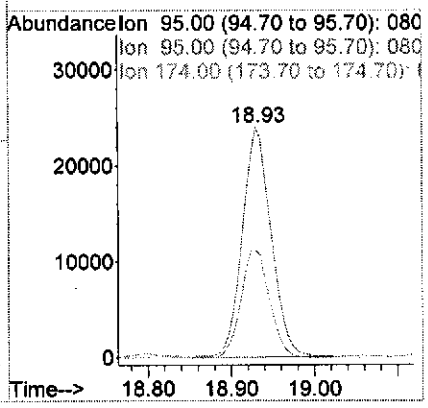

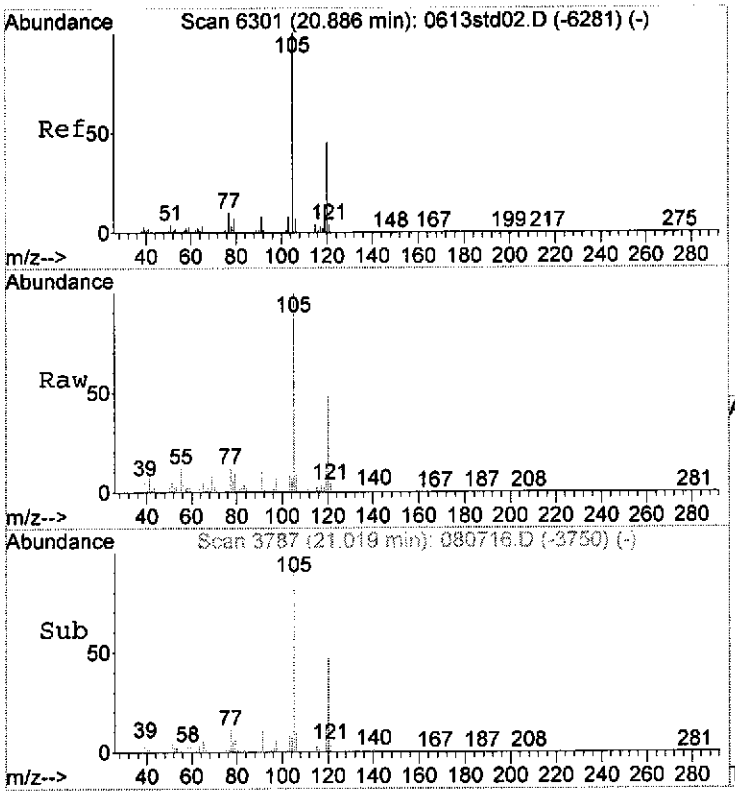

#56
Trimethylbenzene,_1,2,4-
Concen: 0.55 ppbV
RT: 21.02 min Scan# 3787
Delta R.T. 0.01 min
Lab File: 080716.D
Acq: 08 Aug 2006 01:11

Tgt Ion:105 Resp: 17243

Ion	Ratio	Lower	Upper
105	100		
105	100.0	80.0	120.0
120	48.6	41.6	62.4

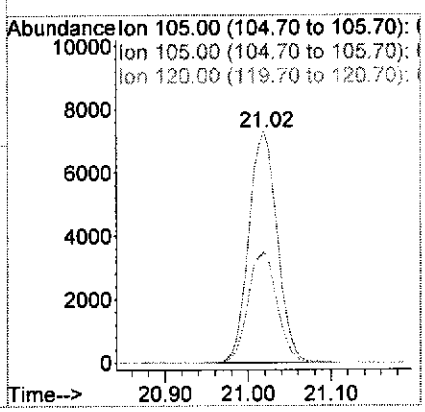

Quantitation Report (QT Reviewed)

Data Path : C:\MSDChem\1\DATA\Aug06\
Data File : 080422.D
Acq On : 05 Aug 2006 04:48
Operator : .
Sample : 60419-16 x 1000 dil.
Misc : .
ALS Vial : 22 Sample Multiplier: 1

Quant Time: Aug 08 14:28:55 2006
Quant Method : C:\MSDCHEM\1\METHODS\PAL0726.M
Quant Title : TO-15
QLast Update : Mon Aug 07 10:49:25 2006
Response via : Initial Calibration

Internal Standards	R.T.	QIon	Response	Conc	Units	Dev(Min)
1) Bromochloromethane_(IS)	9.16	130	19183	10.00	ppbV	-0.03
25) Difluorobenzene,_1,4-_(IS)	11.34	114	103977	10.00	ppbV	-0.02
40) Chlorobenzene,_d-5__(IS)	16.74	117	89184	10.00	ppbV	0.00
System Monitoring Compounds						
52) Bromofluorobenzene_(tune_s	18.93	95	54427	10.02	ppbV	0.01
Spiked Amount 10.000	Range	75 - 125	Recovery	=	100.20%	
Target Compounds						Qvalue
23) Hexane	9.20	57	4750	0.38	ppbV	97
30) Cyclohexane	11.25	56	10245	0.64	ppbV	100
34) Trimethylpentane,_2,2,4-	12.21	57	33014	1.86	ppbV	97

(#) = qualifier out of range (m) = manual integration (+) = signals summed

Quantitation Report (QT Reviewed)

Data Path : C:\MSDChem\1\DATA\Aug06\
Data File : 080422.D
Acq On : 05 Aug 2006 04:48
Operator : .
Sample : 60419-16 x 1000 dil.
Misc : .
ALS Vial : 22 Sample Multiplier: 1

Quant Time: Aug 08 14:28:55 2006
Quant Method : C:\MSDCHEM\1\METHODS\PAL0726.M
Quant Title : TO-15
QLast Update : Mon Aug 07 10:49:25 2006
Response via : Initial Calibration

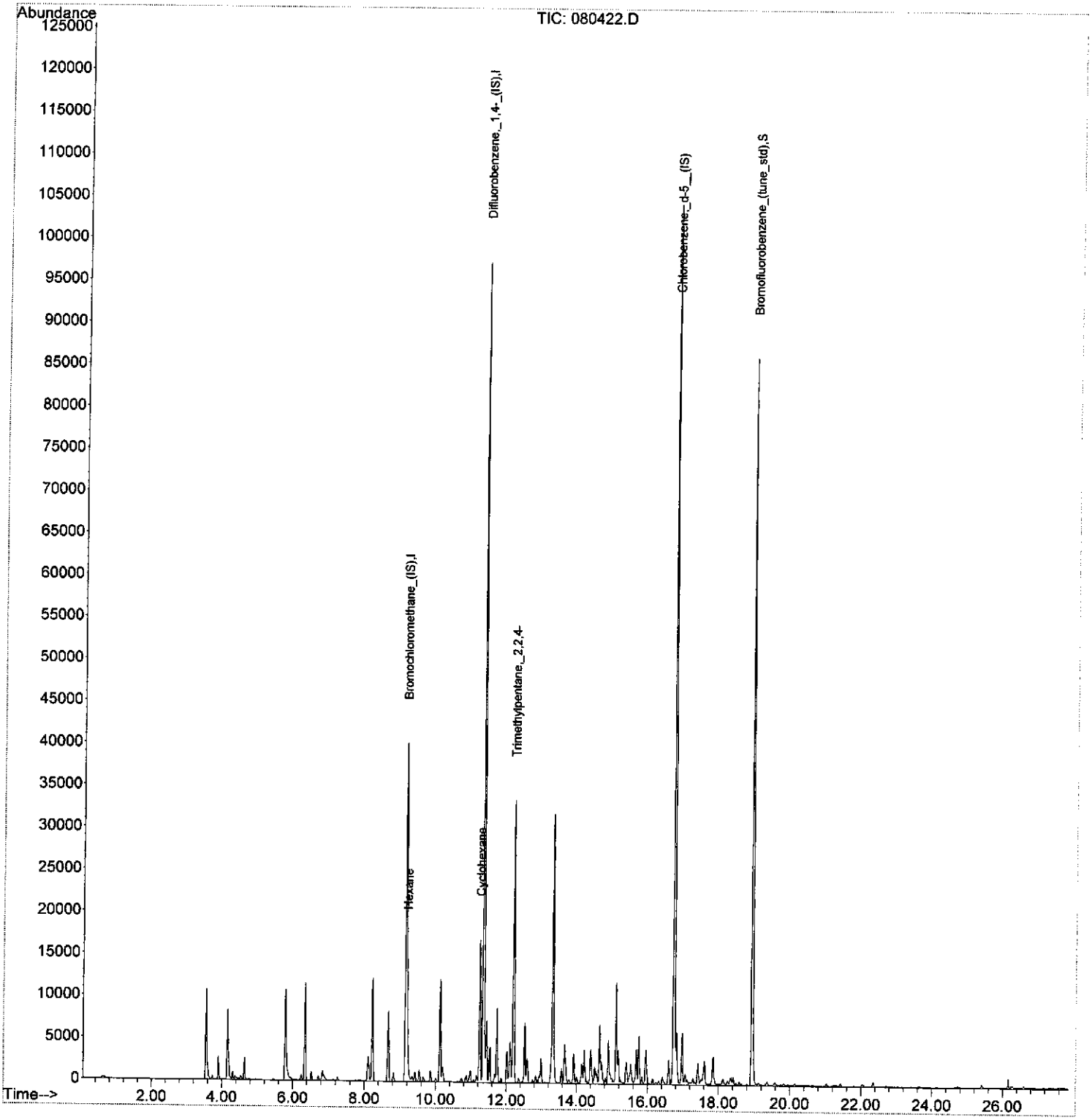

PAL0726.M Tue Aug 08 14:29:08 2006 S1

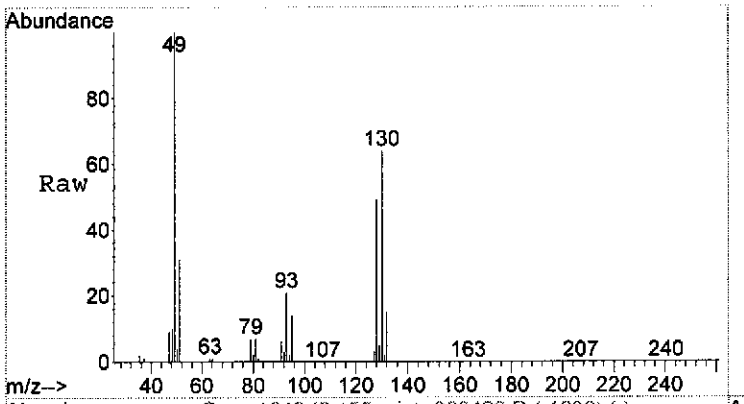

#1
Bromochloromethane_(IS)
Concen: 10.00 ppbV
RT: 9.16 min Scan# 1642
Delta R.T. -0.03 min
Lab File: 080422.D
Acq: 05 Aug 2006 04:48

Tgt Ion:130 Resp: 19183

Ion	Ratio	Lower	Upper
130	100		
130	100.0	80.0	120.0
128	79.2	66.4	99.6

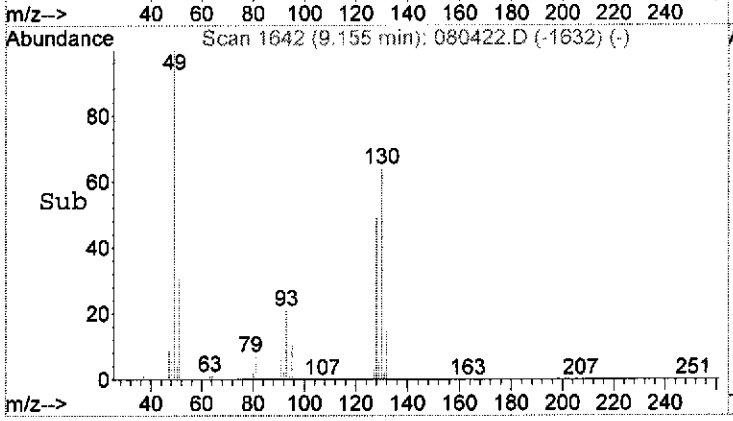

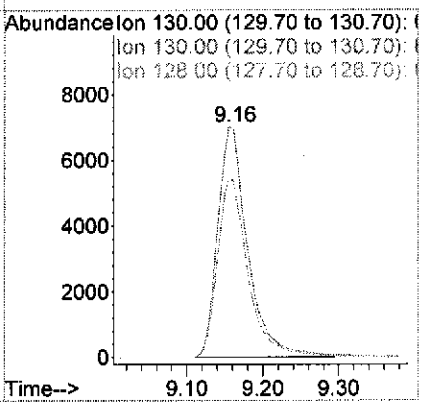

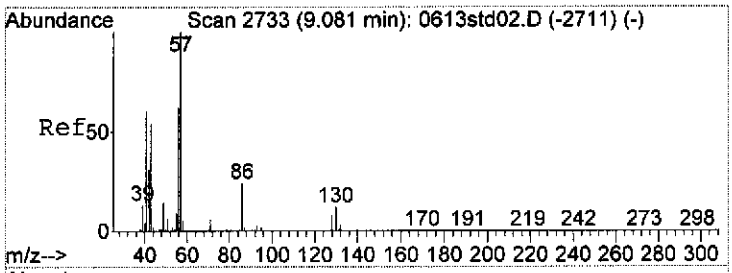

#23
Hexane
Concen: 0.38 ppbV
RT: 9.20 min Scan# 1650
Delta R.T. -0.02 min
Lab File: 080422.D
Acq: 05 Aug 2006 04:48

Tgt Ion: 57 Resp: 4750

Ion	Ratio	Lower	Upper
57	100		
57	100.0	80.0	120.0
41	74.1	55.2	82.8

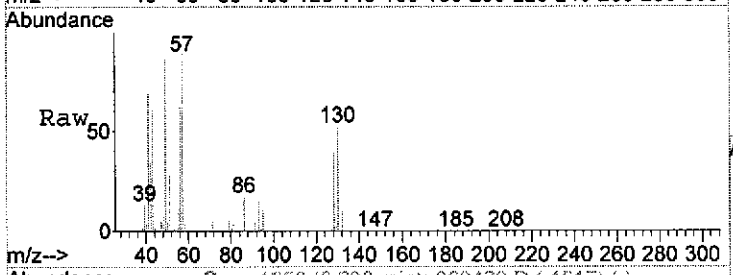

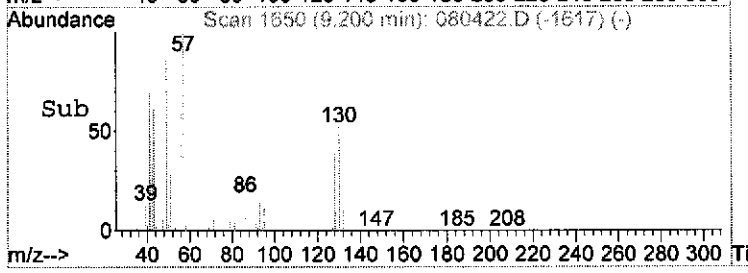

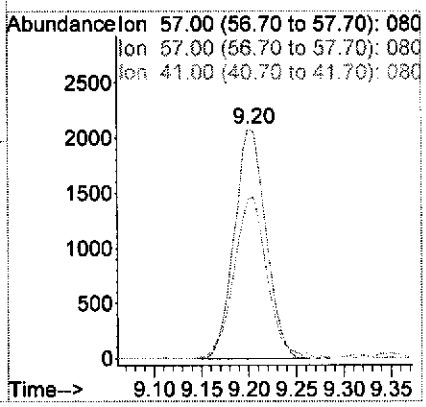

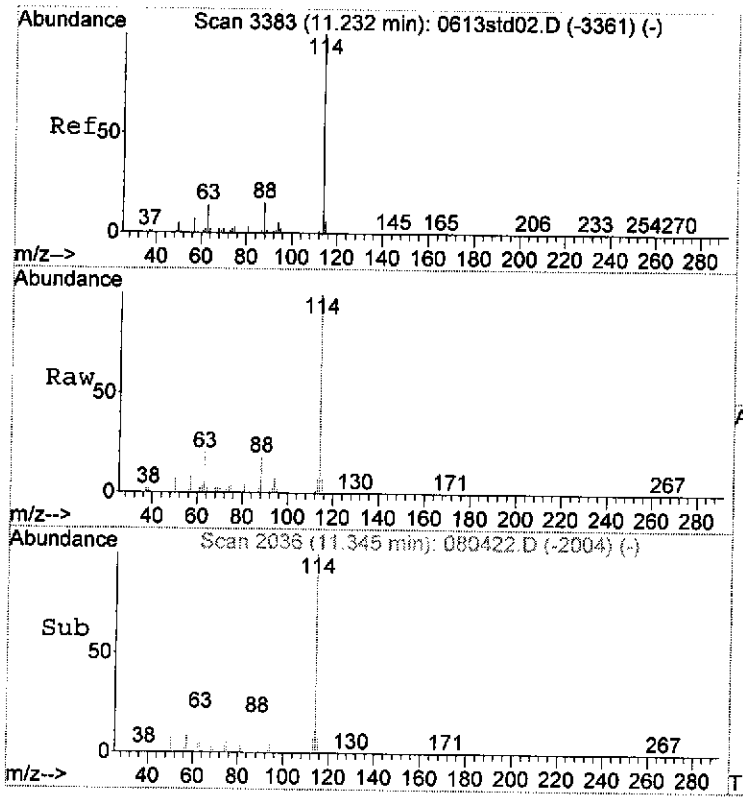

#25
Difluorobenzene,_1,4-_(IS)
Concen: 10.00 ppbV
RT: 11.34 min Scan# 2036
Delta R.T. -0.02 min
Lab File: 080422.D
Acq: 05 Aug 2006 04:48

Tgt Ion:114 Resp: 103977

Ion	Ratio	Lower	Upper
114	100		
114	100.0	80.0	120.0
63	20.6	16.0	24.0

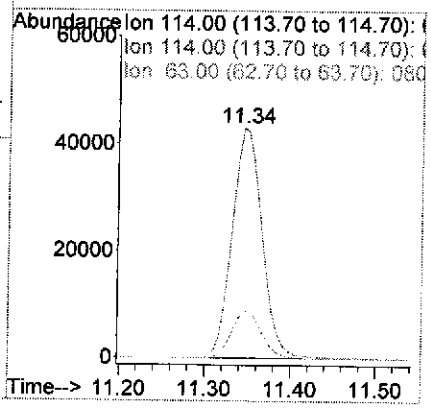

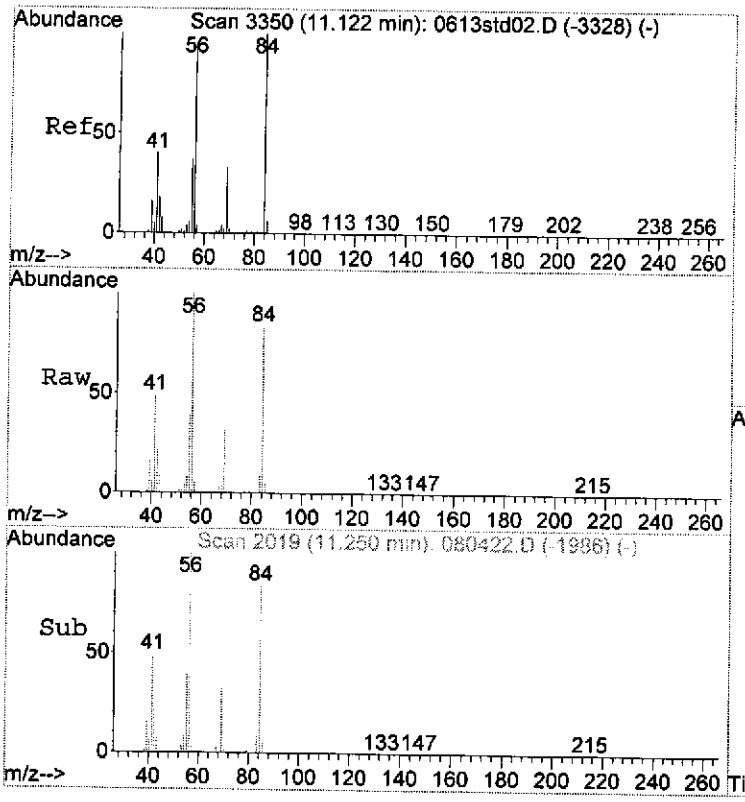

#30
Cyclohexane
Concen: 0.64 ppbV
RT: 11.25 min Scan# 2019
Delta R.T. -0.01 min
Lab File: 080422.D
Acq: 05 Aug 2006 04:48

Tgt Ion: 56 Resp: 10245

Ion	Ratio	Lower	Upper
56	100		
56	100.0	80.0	120.0
84	85.3	68.0	102.0

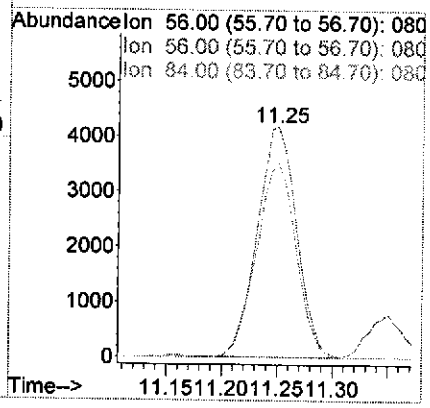

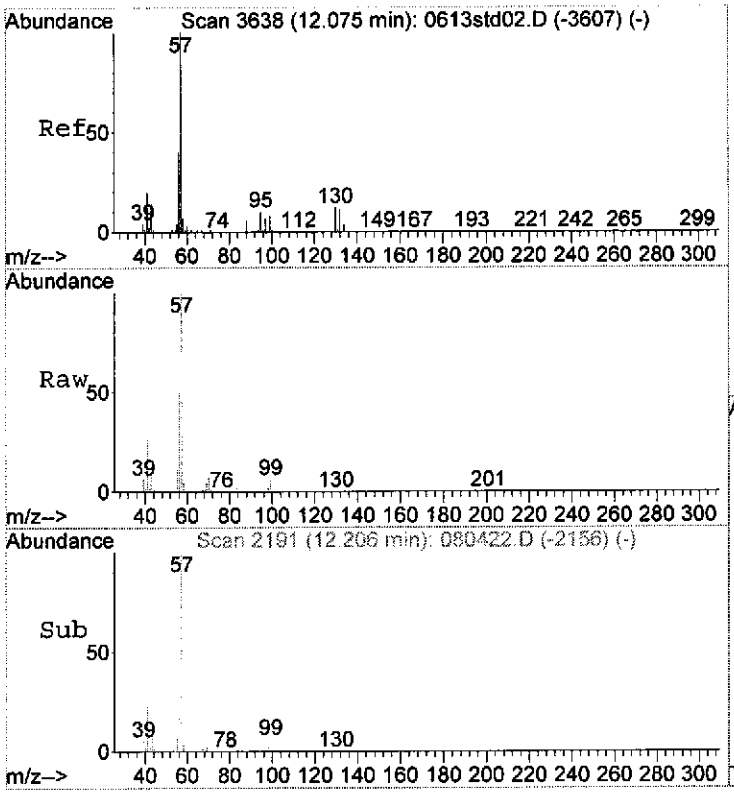

#34
Trimethylpentane,_2,2,4-
Concen: 1.86 ppbV
RT: 12.21 min Scan# 2191
Delta R.T. -0.01 min
Lab File: 080422.D
Acq: 05 Aug 2006 04:48

Tgt Ion: 57 Resp: 33014

Ion	Ratio	Lower	Upper
57	100		
57	100.0	80.0	120.0
56	50.1	34.4	51.6

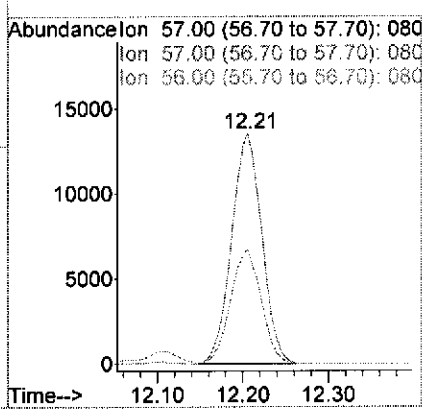

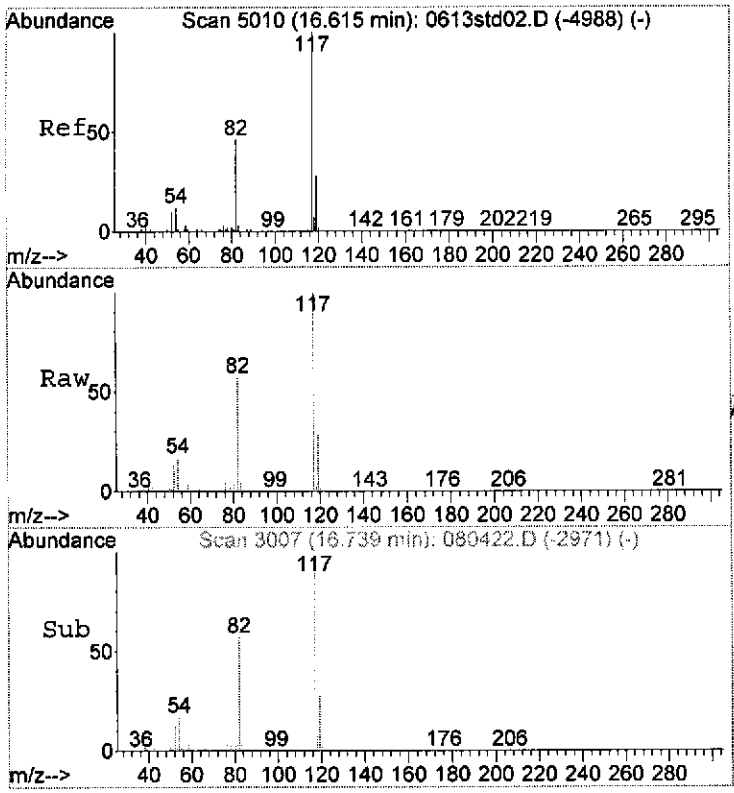

#40
Chlorobenzene,_d-5__(IS)
Concen: 10.00 ppbV
RT: 16.74 min Scan# 3007
Delta R.T. -0.00 min
Lab File: 080422.D
Acq: 05 Aug 2006 04:48

Tgt Ion:117 Resp: 89184

Ion	Ratio	Lower	Upper
117	100		
117	100.0	80.0	120.0
82	60.2	49.6	74.4

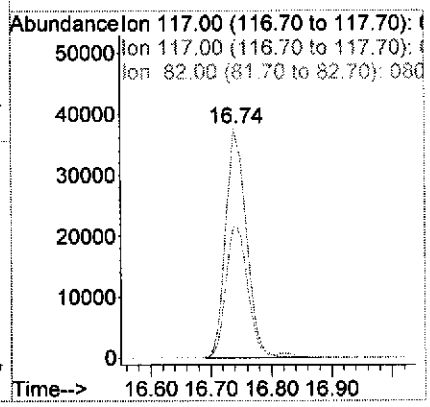

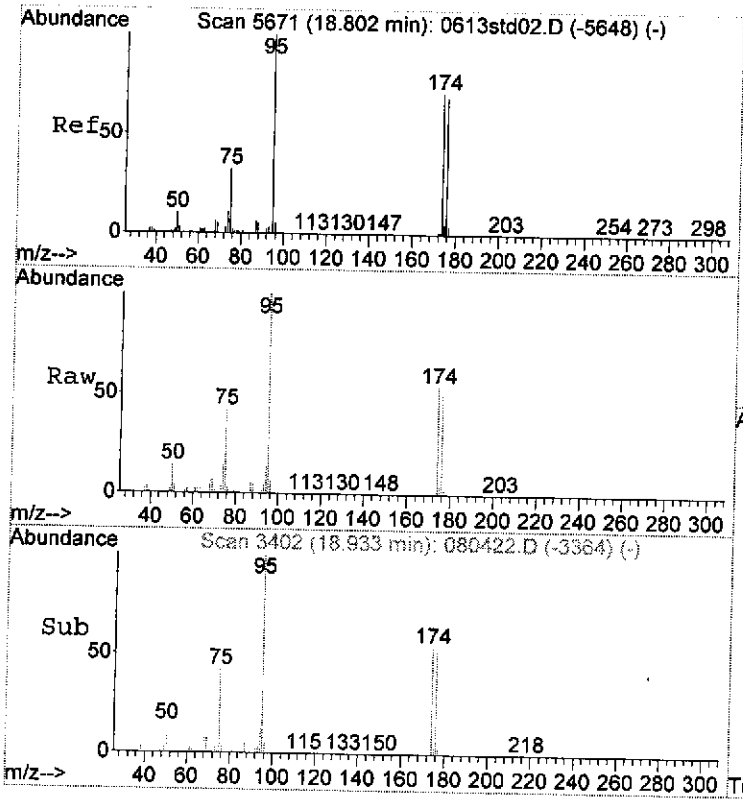

#52
Bromofluorobenzene_(tune_std)
Concen: Below ppbV
RT: 18.93 min Scan# 3402
Delta R.T. 0.01 min
Lab File: 080422.D
Acq: 05 Aug 2006 04:48

Tgt Ion: 95 Resp: 54427

Ion	Ratio	Lower	Upper
95	100		
95	100.0	80.0	120.0
174	56.5	47.2	70.8

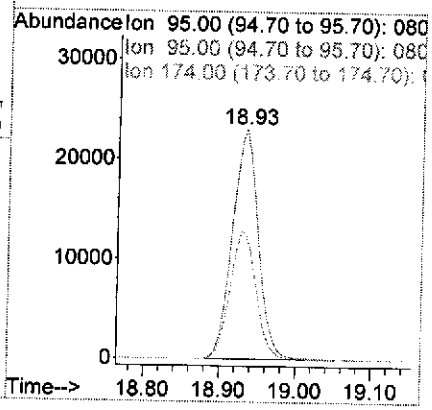

Internal Standard Area Summary
ESPL Environmental Consultants Corporation
PAL Job # 60419

File Name: 0802dcs

			Bromochloromethane				Chlorobenzene				Difluorobenzene			
I.S. Area #			45484				204414				244002			
I.S. Ret. Time			9.2				16.75				11.37			
PAL ID	Data File	DF	Area #	% Diff	Ret. Time	Diff (min)	Area #	% Diff	Ret. Time	Diff (min)	Area #	% Diff	Ret. Time	Diff (min)
60419-01	080217	100	47715	4.91	9.17	-0.03	221510	8.36	16.74	-0.01	252967	3.67	11.35	-0.02
60419-02	080220	100	54209	19.18	9.17	-0.03	258313	26.37	16.74	-0.01	298936	22.51	11.35	-0.02
60419-03	080208	1	51122	12.40	9.22	0.02	177488	-13.17	16.75	0.00	269359	10.39	11.39	0.02
60419-03	080207	25	52071	14.48	9.17	-0.03	213673	4.53	16.75	0.00	264475	8.39	11.36	-0.01
60419-05	080204	1	34274	-24.65	9.23	0.03	118065	-42.24	16.76	0.01	179502	-26.43	11.39	0.02
60419-05	080203	25	38901	-14.47	9.18	-0.02	160641	-21.41	16.75	0.00	198681	-18.57	11.36	-0.01
60419-05	080206	100	41757	-8.19	9.17	-0.03	195869	-4.18	16.74	-0.01	222050	-9.00	11.35	-0.02
60419-06	080223	1000	56203	23.57	9.16	-0.04	263619	28.96	16.74	-0.01	312488	28.07	11.35	-0.02
60419-08	080202	1	36481	-19.79	9.22	0.02	140346	-31.34	16.76	0.01	200309	-17.91	11.39	0.02
60419-08	080201	25	34657	-23.80	9.18	-0.02	142792	-30.15	16.75	0.00	166900	-31.60	11.36	-0.01
60419-09	080211	1	47628	4.71	9.21	0.01	177640	-13.10	16.74	-0.01	250621	2.71	11.37	0.00
60419-09	080210	25	45034	-0.99	9.17	-0.03	200576	-1.88	16.74	-0.01	230086	-5.70	11.35	-0.02
60419-15	080214	1	46550	2.34	9.21	0.01	172819	-15.46	16.75	0.00	243047	-0.39	11.38	0.01
60419-15	080213	25	44321	-2.56	9.16	-0.04	191525	-6.31	16.74	-0.01	225148	-7.73	11.35	-0.02

Technical Acceptance criteria:
Difference of Internal Area must be within +/- 40%

Retention Times must be within +/- 0.33 minute

Internal Standard Area Summary
ESPL Environmental Consultants Corporation
PAL Job # 60419

File Name: 0803dcs

			Bromochloromethane				Chlorobenzene				Difluorobenzene			
I.S. Area #			37997				158796				189235			
I.S. Ret. Time			9.19				16.75				11.38			
PAL ID	**Data File**	**DF**	Area #	% Diff	Ret. Time	Diff (min)	Area #	% Diff	Ret. Time	Diff (min)	Area #	% Diff	Ret. Time	Diff (min)
60419-04	080319	1	45342	19.33	9.22	0.03	148501	-6.48	16.75	0.00	231979	22.59	11.38	0.00
60419-04	080318	25	47818	25.85	9.17	-0.02	184852	16.41	16.74	-0.01	225165	18.99	11.36	-0.02
60419-10	080322	1	33591	-11.60	9.21	0.02	112775	-28.98	16.75	0.00	169036	-10.67	11.39	0.01
60419-10	080321	25	40676	7.05	9.17	-0.02	164193	3.40	16.74	-0.01	194451	2.76	11.35	-0.03

Technical Acceptance criteria:
Difference of Internal Area must be within +/- 40%

Retention Times must be
within +/- 0.33 minute

0406

Internal Standard Area Summary
ESPL Environmental Consultants Corporation
PAL Job # 60419

File Name: 0804dcs

			Bromochloromethane				Chlorobenzene				Difluorobenzene			
I.S. Area #			19439				78949				95455			
I.S. Ret. Time			9.2				16.77				11.39			
PAL ID	**Data File**	**DF**	Area #	% Diff	Ret. Time	Diff (min)	Area #	% Diff	Ret. Time	Diff (min)	Area #	% Diff	Ret. Time	Diff (min)
60419-14	080419	25	25225	29.76	9.16	-0.04	101485	28.55	16.74	-0.03	117780	23.39	11.35	-0.04
60419-16	080422	1000	19183	-1.32	9.16	-0.04	89184	12.96	16.74	-0.03	103977	8.93	11.34	-0.05

Technical Acceptance criteria:
Difference of Internal Area must be within +/- 40%

Retention Times must be
within +/- 0.33 minute

0407

Internal Standard Area Summary
ESPL Environmental Consultants Corporation
PAL Job # 60419

File Name: 0807dcs

			Bromochloromethane				Chlorobenzene				Difluorobenzene			
I.S. Area #			31350				126141				152327			
I.S. Ret. Time			9.19				16.74				11.37			
PAL ID	Data File	DF	Area #	% Diff	Ret. Time	Diff (min)	Area #	% Diff	Ret. Time	Diff (min)	Area #	% Diff	Ret. Time	Diff (min)
60419-01	080701	25	27134	-13.45	9.17	-0.02	114445	-9.27	16.75	0.01	135935	-10.76	11.36	-0.01
60419-02	080703	25	28956	-7.64	9.16	-0.03	121944	-3.33	16.74	0.00	145730	-4.33	11.35	-0.02
60419-07	080705	1000	27239	-13.11	9.17	-0.02	124336	-1.43	16.74	0.00	145959	-4.18	11.36	-0.01
60419-11	080707	1000	29931	-4.53	9.17	-0.02	127860	1.36	16.74	0.00	153353	0.67	11.35	-0.02
60419-12	080709	1000	29388	-6.26	9.16	-0.03	132155	4.77	16.73	-0.01	156533	2.76	11.34	-0.03
60419-13	080712	1	30283	-3.40	9.18	-0.01	127538	1.11	16.75	0.01	160116	5.11	11.36	-0.01
60419-13	080711	25	31324	-0.08	9.17	-0.02	131258	4.06	16.74	0.00	161824	6.23	11.35	-0.02
60419-14	080714	1	24108	-23.10	9.19	0.00	75488	-40.16	16.75	0.01	113389	-25.56	11.37	0.00
60419-16	080716	25	19157	-38.89	9.16	-0.03	85016	-32.60	16.75	0.01	98751	-35.17	11.36	-0.01

Technical Acceptance criteria:
Difference of Internal Area must be within +/- 40%

Retention Times must be
within +/- 0.33 minute

Internal Standard Area Summary
ESPL Environmental Consultants Corporation
PAL Job # 60419

File Name: 0808dcs

			Bromochloromethane				Chlorobenzene				Difluorobenzene			
I.S. Area #			28958				120844				142384			
I.S. Ret. Time			9.19				16.75				11.37			
PAL ID	Data File	DF	Area #	% Diff	Ret. Time	Diff (min)	Area #	% Diff	Ret. Time	Diff (min)	Area #	% Diff	Ret. Time	Diff (min)
60419-06	080801	25	20719	-28.45	9.19	0.00	76472	-36.72	16.75	0.00	106402	-25.27	11.37	0.00

Technical Acceptance criteria:
Difference of Internal Area must be within +/- 40%

Retention Times must be
within +/- 0.33 minute

0409

Internal Standard Area Summary
ESPL Environmental Consultants Corporation
PAL Job # 60419

File Name: 0809dcs

			Bromochloromethane				Chlorobenzene				Difluorobenzene			
I.S. Area #			22797				98511				110821			
I.S. Ret. Time			9.21				16.75				11.38			
PAL ID	Data File	DF	Area #	% Diff	Ret. Time	Diff (min)	Area #	% Diff	Ret. Time	Diff (min)	Area #	% Diff	Ret. Time	Diff (min)
60419-07	080901	25	19213	-15.72	9.2	-0.01	69211	-29.74	16.75	0.00	93965	-15.21	11.39	0.01
60419-11	080903	25	19638	-13.86	9.18	-0.03	79135	-19.67	16.75	0.00	94039	-15.14	11.36	-0.02
60419-12	080905	25	19832	-13.01	9.18	-0.03	68441	-30.52	16.75	0.00	90200	-18.61	11.37	-0.01

Technical Acceptance criteria:
Difference of Internal Area must be within +/- 40%

Retention Times must be
within +/- 0.33 minute

BFB

Data Path : P:\ChemStation\BFB-Aug\
Data File : 0802bfb_060802074055.D
Acq On : 02 Aug 2006 07:40
Operator : .
Sample : bfb.
Misc : .
ALS Vial : 1 Sample Multiplier: 1

Integration File: LSCINT.P

Method : P:\CHEMSTATION\METHOD\PAL0726.M
Title : TO-15
Last Update : Tue Aug 01 10:35:23 2006

RUN WITH THIS BFB:
BLANK [0802blk]; 10ppbVDCS[0802dcs]; 10ppbVLCS [0802lcs01, 0802lcs02];60419-01x100 [080217];60419-02x100 [080220];60419-03 [080208];60419-03x25 [080207];60419-05 [080204];60419-05x100 [080206];60419-05x25 [080203];60419-06x1000 [080223];60419-08 [080202];60419-08x25 [080201];60419-09 [080211];60419-09x25 [080210];60419-15 [080214];60419-15x25 [080213]

Spectrum Information: Average of 8.301 to 8.312 min.

Target Mass	Rel. to Mass	Lower Limit%	Upper Limit%	Rel. Abn%	Raw Abn	Result Pass/Fail
50	95	8	40	12.7	6376	PASS
75	95	30	66	39.3	19709	PASS
95	95	100	100	100.0	50200	PASS
96	95	5	9	6.5	3274	PASS
173	174	0.00	2	0.5	134	PASS
174	95	50	120	57.1	28642	PASS
175	174	4	9	6.3	1810	PASS
176	174	93	101	95.5	27362	PASS
177	176	5	9	6.5	1767	PASS

PAL0726.M Fri Sep 08 15:59:05 2006 IAL

BFB

Data Path : P:\ChemStation\BFB-Aug\
Data File : 0802bfb_060802074055.D
Acq On : 02 Aug 2006 07:40
Operator : .
Sample : bfb.
Misc : .
ALS Vial : 1 Sample Multiplier: 1

Integration File: LSCINT.P

Method : P:\CHEMSTATION\METHOD\PAL0726.M
Title : TO-15
Last Update : Tue Aug 01 10:35:23 2006

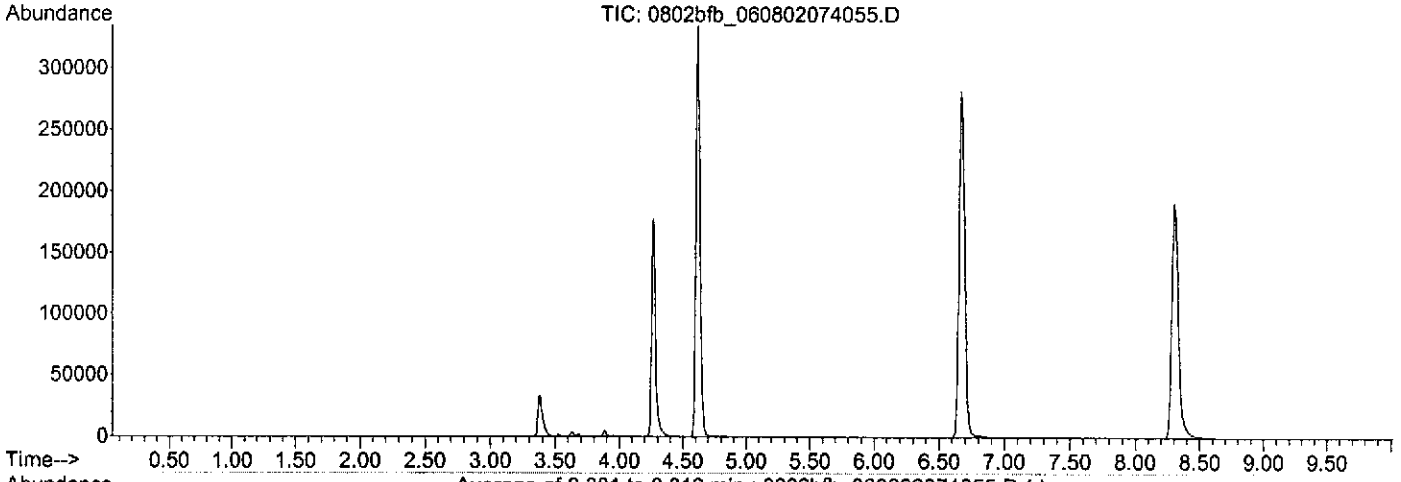

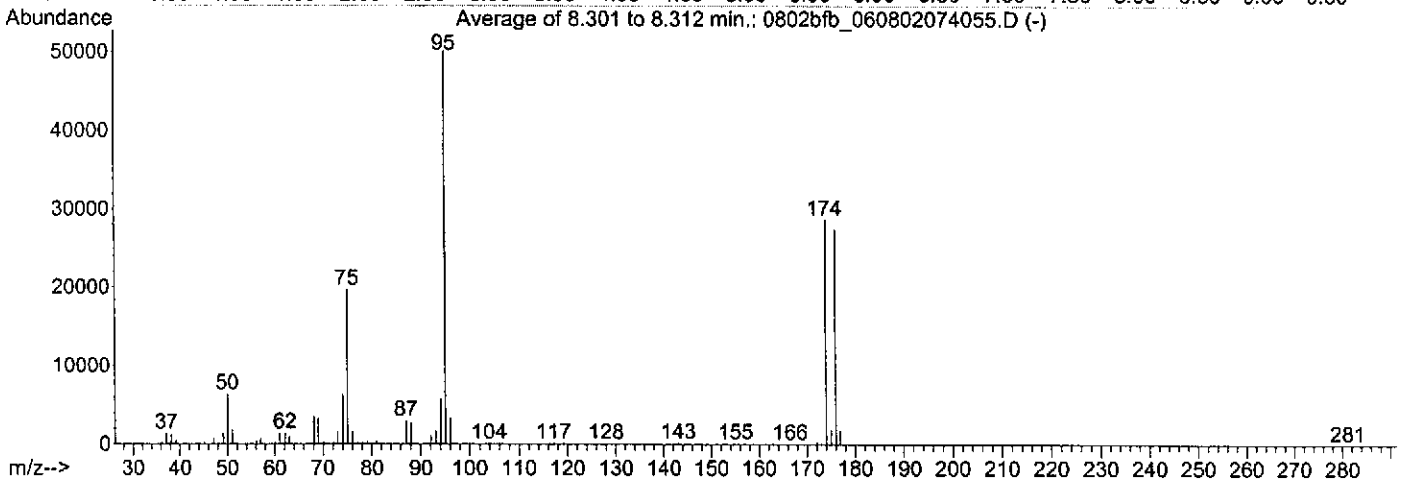

Spectrum Information: Average of 8.301 to 8.312 min.

Target Mass	Rel. to Mass	Lower Limit%	Upper Limit%	Rel. Abn%	Raw Abn	Result Pass/Fail
50	95	8	40	12.7	6376	PASS
75	95	30	66	39.3	19709	PASS
95	95	100	100	100.0	50200	PASS
96	95	5	9	6.5	3274	PASS
173	174	0.00	2	0.5	134	PASS
174	95	50	120	57.1	28642	PASS
175	174	4	9	6.3	1810	PASS
176	174	93	101	95.5	27362	PASS
177	176	5	9	6.5	1767	PASS

BFB

Data Path : P:\ChemStation\BFB-Aug\
Data File : 0803bfb.D
Acq On : 03 Aug 2006 09:39
Operator : .
Sample : bfb.
Misc : .
ALS Vial : 1 Sample Multiplier: 1

Integration File: LSCINT.P

Method : P:\CHEMSTATION\METHOD\PAL0726.M
Title : TO-15
Last Update : Tue Aug 01 10:35:23 2006

RUN WITH THIS BFB:
BLANK [0803blk]; 10ppbVDCS[0803dcs]; 10ppbVLCS [0803lcs01, 0803lcs02];60419-04 [080319];60419-04x25

[080318];60419-10 [080322];60419-10x25 [080321]

Spectrum Information: Average of 8.295 to 8.306 min.

Target Mass	Rel. to Mass	Lower Limit%	Upper Limit%	Rel. Abn%	Raw Abn	Result Pass/Fail
50	95	8	40	13.4	5125	PASS
75	95	30	66	41.3	15784	PASS
95	95	100	100	100.0	38200	PASS
96	95	5	9	6.8	2596	PASS
173	174	0.00	2	0.5	114	PASS
174	95	50	120	54.6	20861	PASS
175	174	4	9	6.3	1306	PASS
176	174	93	101	94.1	19624	PASS
177	176	5	9	6.5	1271	PASS

PAL0726.M Fri Sep 08 16:01:30 2006 IAL

BFB

Data Path : P:\ChemStation\BFB-Aug\
Data File : 0803bfb.D
Acq On : 03 Aug 2006 09:39
Operator : .
Sample : bfb.
Misc : .
ALS Vial : 1 Sample Multiplier: 1

Integration File: LSCINT.P

Method : P:\CHEMSTATION\METHOD\PAL0726.M
Title : TO-15
Last Update : Tue Aug 01 10:35:23 2006

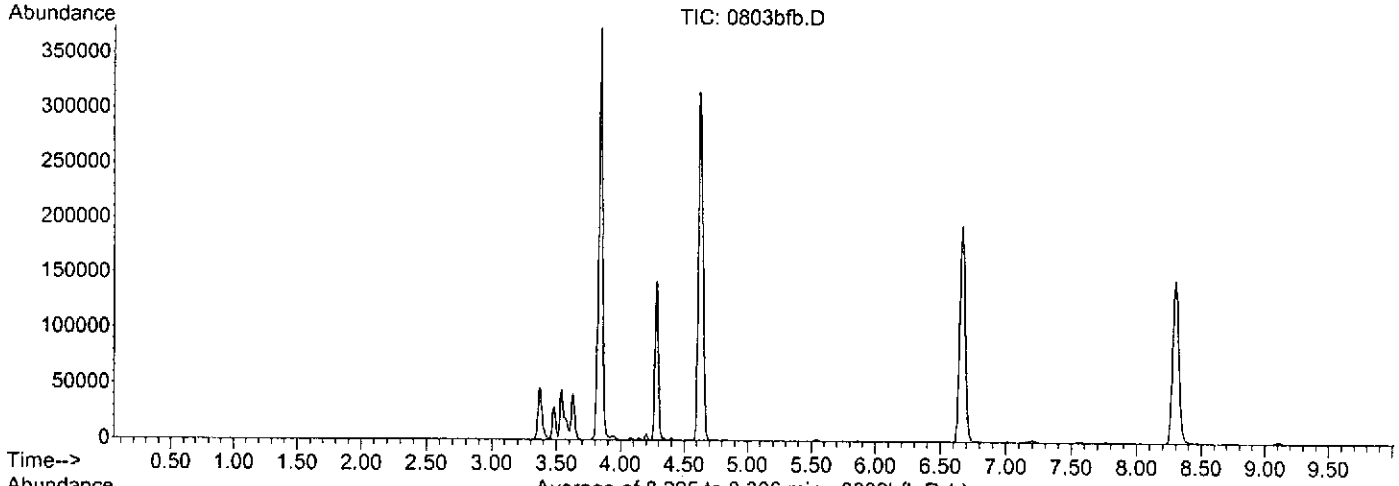

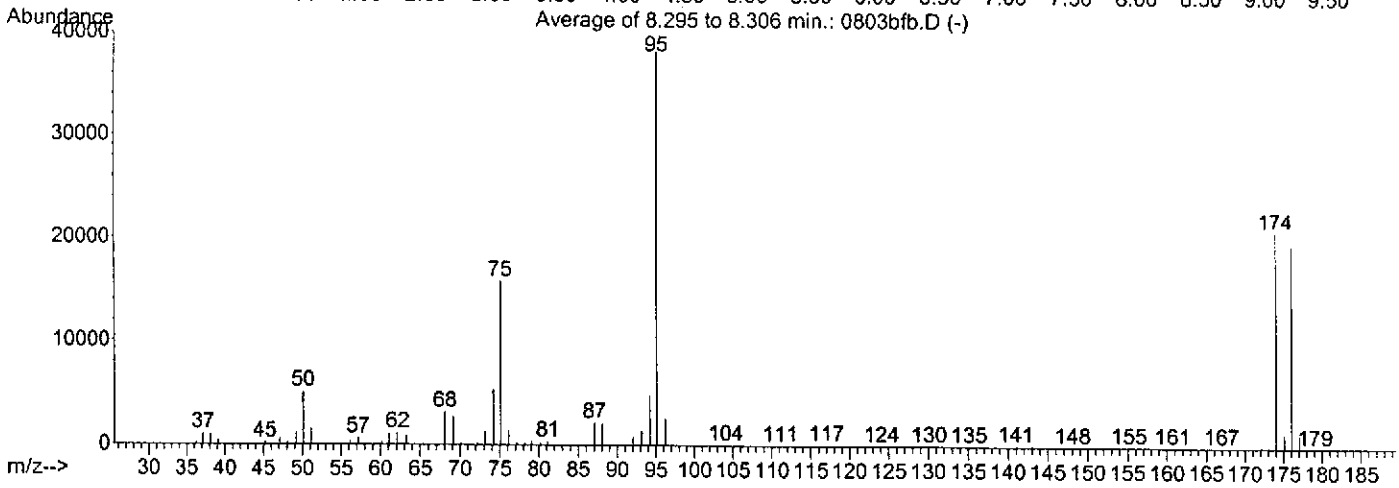

Spectrum Information: Average of 8.295 to 8.306 min.

Target Mass	Rel. to Mass	Lower Limit%	Upper Limit%	Rel. Abn%	Raw Abn	Result Pass/Fail
50	95	8	40	13.4	5125	PASS
75	95	30	66	41.3	15784	PASS
95	95	100	100	100.0	38200	PASS
96	95	5	9	6.8	2596	PASS
173	174	0.00	2	0.5	114	PASS
174	95	50	120	54.6	20861	PASS
175	174	4	9	6.3	1306	PASS
176	174	93	101	94.1	19624	PASS
177	176	5	9	6.5	1271	PASS

BFB

Data Path : P:\ChemStation\BFB-Aug\
Data File : 0804bfb.D
Acq On : 04 Aug 2006 08:12
Operator : .
Sample : bfb.
Misc : .
ALS Vial : 1 Sample Multiplier: 1

Integration File: LSCINT.P

Method : P:\CHEMSTATION\METHOD\PAL0726.M
Title : TO-15
Last Update : Tue Aug 01 10:35:23 2006

RUN WITH THIS BFB:
BLANK [0804blk]; 10ppbVDCS[0804dcs]; 10ppbVLCS [0804lcs01, 0804lcs02];60419-14x25 [080419];60419-16x1000 [080422]

Spectrum Information: Average of 8.329 to 8.341 min.

Target Mass	Rel. to Mass	Lower Limit%	Upper Limit%	Rel. Abn%	Raw Abn	Result Pass/Fail
50	95	8	40	14.6	2239	PASS
75	95	30	66	43.9	6722	PASS
95	95	100	100	100.0	15311	PASS
96	95	5	9	6.8	1035	PASS
173	174	0.00	2	1.1	89	PASS
174	95	50	120	54.8	8384	PASS
175	174	4	9	8.1	675	PASS
176	174	93	101	93.3	7823	PASS
177	176	5	9	6.5	508	PASS

PAL0726.M Fri Sep 08 16:02:18 2006 IAL

BFB

Data Path : P:\ChemStation\BFB-Aug\
Data File : 0804bfb.D
Acq On : 04 Aug 2006 08:12
Operator : .
Sample : bfb.
Misc : .
ALS Vial : 1 Sample Multiplier: 1

Integration File: LSCINT.P

Method : P:\CHEMSTATION\METHOD\PAL0726.M
Title : TO-15
Last Update : Tue Aug 01 10:35:23 2006

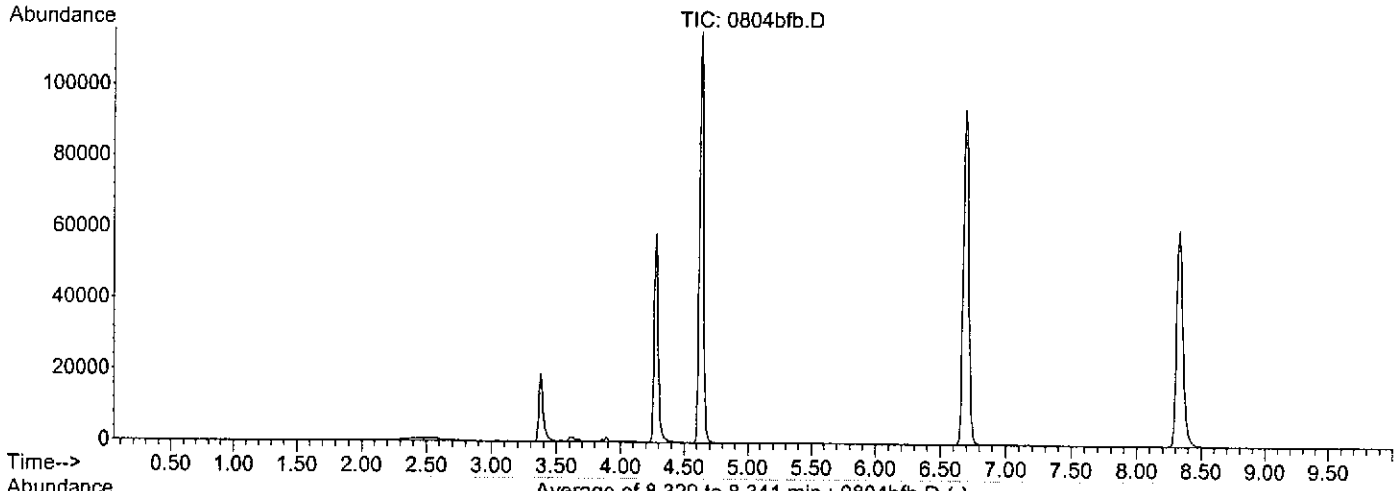

Spectrum Information: Average of 8.329 to 8.341 min.

Target Mass	Rel. to Mass	Lower Limit%	Upper Limit%	Rel. Abn%	Raw Abn	Result Pass/Fail
50	95	8	40	14.6	2239	PASS
75	95	30	66	43.9	6722	PASS
95	95	100	100	100.0	15311	PASS
96	95	5	9	6.8	1035	PASS
173	174	0.00	2	1.1	89	PASS
174	95	50	120	54.8	8384	PASS
175	174	4	9	8.1	675	PASS
176	174	93	101	93.3	7823	PASS
177	176	5	9	6.5	508	PASS

BFB

Data Path : P:\ChemStation\BFB-Aug\
Data File : 0807bfb.D
Acq On : 07 Aug 2006 09:00
Operator : .
Sample : bfb.
Misc : .
ALS Vial : 1 Sample Multiplier: 1

Integration File: LSCINT.P

Method : P:\CHEMSTATION\METHOD\PAL0726.M
Title : TO-15
Last Update : Tue Aug 01 10:35:23 2006

RUN WITH THIS BFB:
BLANK [0807blk]; 10ppbVDCS[0807dcs]; 10ppbVLCS [0807lcs01, 0807lcs02];60419-01x25 [080701];60419-02x25 [080703];60419-07x1000 [080705];60419-11x1000

[080707];60419-12x1000 [080709];60419-13 [080712];60419-13x25 [080711];60419-14 [080714];60419-16x25 [080716]

Spectrum Information: Average of 8.302 to 8.313 min.

Target Mass	Rel. to Mass	Lower Limit%	Upper Limit%	Rel. Abn%	Raw Abn	Result Pass/Fail
50	95	8	40	12.9	3749	PASS
75	95	30	66	41.5	12039	PASS
95	95	100	100	100.0	28981	PASS
96	95	5	9	6.4	1862	PASS
173	174	0.00	2	0.4	70	PASS
174	95	50	120	54.1	15689	PASS
175	174	4	9	6.3	985	PASS
176	174	93	101	97.0	15224	PASS
177	176	5	9	6.6	1001	PASS

PAL0726.M Fri Sep 08 16:02:59 2006 IAL

BFB

Data Path : P:\ChemStation\BFB-Aug\
Data File : 0807bfb.D
Acq On : 07 Aug 2006 09:00
Operator : .
Sample : bfb.
Misc : .
ALS Vial : 1 Sample Multiplier: 1

Integration File: LSCINT.P

Method : P:\CHEMSTATION\METHOD\PAL0726.M
Title : TO-15
Last Update : Tue Aug 01 10:35:23 2006

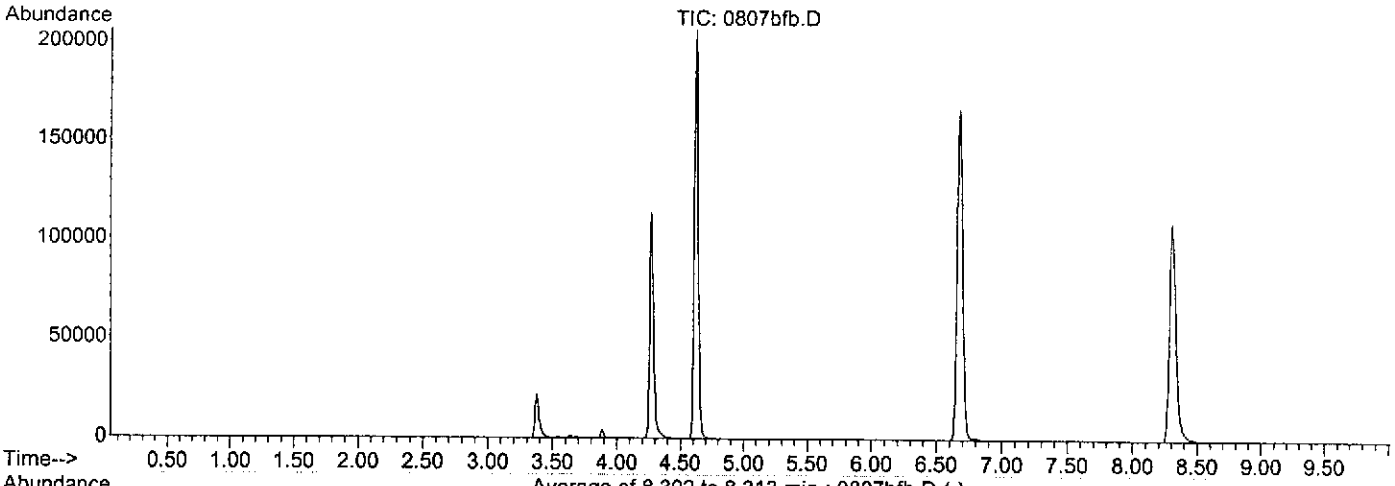

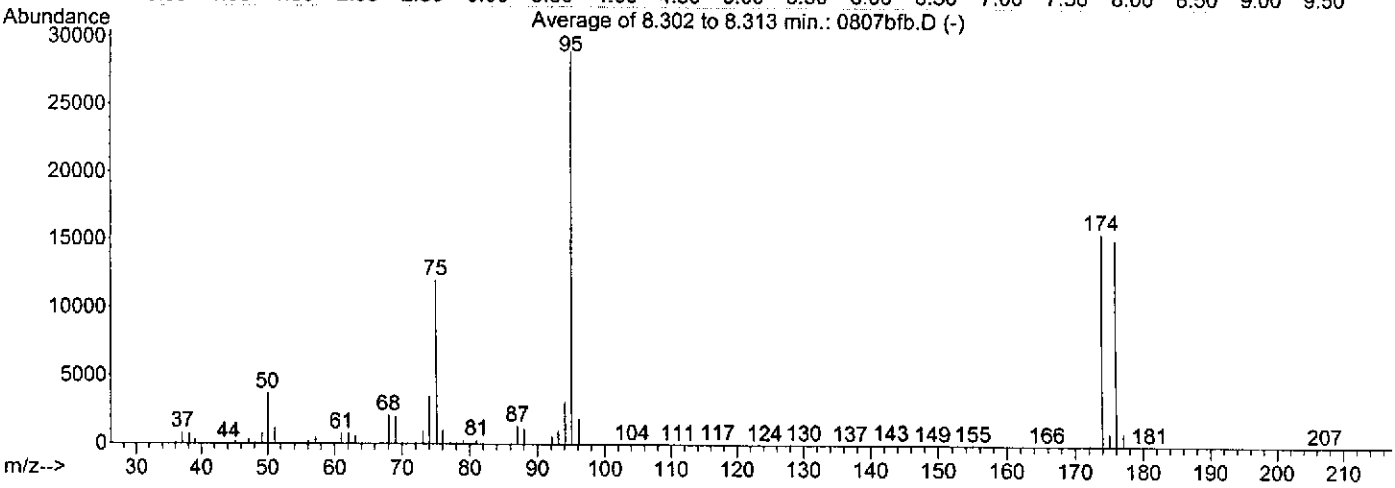

Spectrum Information: Average of 8.302 to 8.313 min.

Target Mass	Rel. to Mass	Lower Limit%	Upper Limit%	Rel. Abn%	Raw Abn	Result Pass/Fail
50	95	8	40	12.9	3749	PASS
75	95	30	66	41.5	12039	PASS
95	95	100	100	100.0	28981	PASS
96	95	5	9	6.4	1862	PASS
173	174	0.00	2	0.4	70	PASS
174	95	50	120	54.1	15689	PASS
175	174	4	9	6.3	985	PASS
176	174	93	101	97.0	15224	PASS
177	176	5	9	6.6	1001	PASS

BFB

Data Path : P:\ChemStation\BFB-Aug\
Data File : 0808bfb.D
Acq On : 08 Aug 2006 10:49
Operator : .
Sample : bfb.
Misc : .
ALS Vial : 1 Sample Multiplier: 1

Integration File: LSCINT.P

Method : P:\CHEMSTATION\METHOD\PAL0726.M
Title : TO-15
Last Update : Tue Aug 01 10:35:23 2006

RUN WITH THIS BFB:
BLANK [0808blk]; 10ppbVDCS[0808dcs]; 10ppbVLCS [0808lcs01, 0808lcs02];60419-06x25 [080801]

Spectrum Information: Average of 8.292 to 8.303 min.

Target Mass	Rel. to Mass	Lower Limit%	Upper Limit%	Rel. Abn%	Raw Abn	Result Pass/Fail
50	95	8	40	13.0	3760	PASS
75	95	30	66	42.3	12206	PASS
95	95	100	100	100.0	28832	PASS
96	95	5	9	6.6	1917	PASS
173	174	0.00	2	0.4	71	PASS
174	95	50	120	56.6	16321	PASS
175	174	4	9	6.2	1018	PASS
176	174	93	101	95.6	15598	PASS
177	176	5	9	6.7	1048	PASS

PAL0726.M Fri Sep 08 16:03:19 2006 IAL

BFB

Data Path : P:\ChemStation\BFB-Aug\
Data File : 0808bfb.D
Acq On : 08 Aug 2006 10:49
Operator : .
Sample : bfb.
Misc : .
ALS Vial : 1 Sample Multiplier: 1

Integration File: LSCINT.P

Method : P:\CHEMSTATION\METHOD\PAL0726.M
Title : TO-15
Last Update : Tue Aug 01 10:35:23 2006

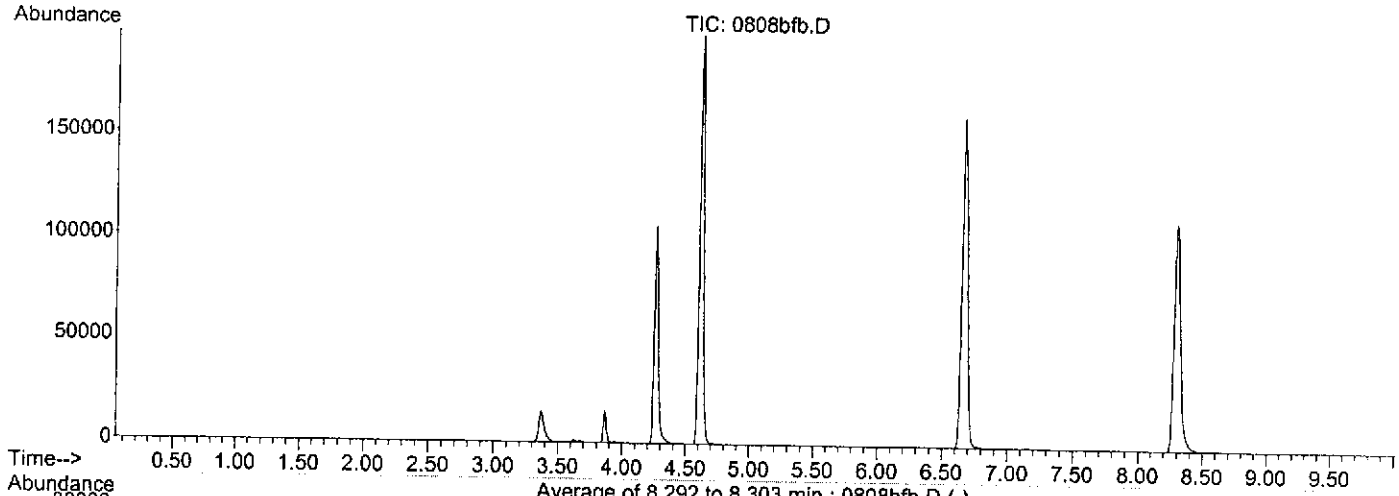

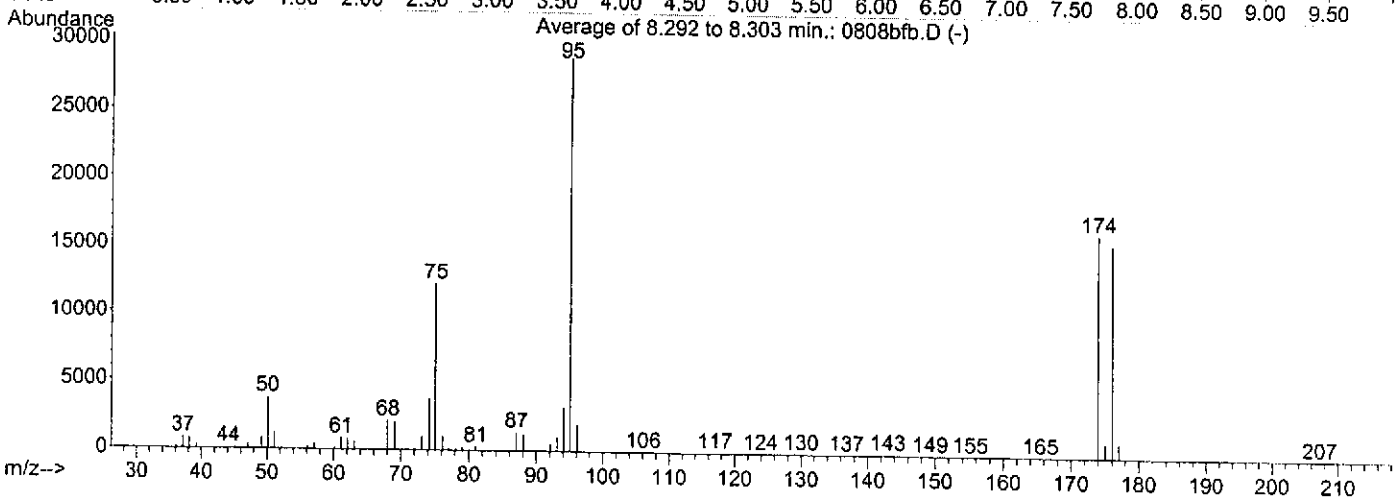

Spectrum Information: Average of 8.292 to 8.303 min.

Target Mass	Rel. to Mass	Lower Limit%	Upper Limit%	Rel. Abn%	Raw Abn	Result Pass/Fail
50	95	8	40	13.0	3760	PASS
75	95	30	66	42.3	12206	PASS
95	95	100	100	100.0	28832	PASS
96	95	5	9	6.6	1917	PASS
173	174	0.00	2	0.4	71	PASS
174	95	50	120	56.6	16321	PASS
175	174	4	9	6.2	1018	PASS
176	174	93	101	95.6	15598	PASS
177	176	5	9	6.7	1048	PASS

BFB

Data Path : P:\ChemStation\BFB-Aug\
Data File : 0809bfb.D
Acq On : 09 Aug 2006 08:05
Operator : .
Sample : bfb.
Misc : .
ALS Vial : 1 Sample Multiplier: 1

Integration File: LSCINT.P

Method : P:\CHEMSTATION\METHOD\PAL0726.M
Title : TO-15
Last Update : Tue Aug 01 10:35:23 2006

RUN WITH THIS BFB:
BLANK [0809blk]; 10ppbVDCS[0809dcs]; 10ppbVLCS [0809lcs01, 0809lcs02];60419-07x25 [080901];60419-11x25

[080903];60419-12x25 [080905]

Spectrum Information: Average of 8.314 to 8.326 min.

Target Mass	Rel. to Mass	Lower Limit%	Upper Limit%	Rel. Abn%	Raw Abn	Result Pass/Fail
50	95	8	40	13.2	2868	PASS
75	95	30	66	41.7	9072	PASS
95	95	100	100	100.0	21776	PASS
96	95	5	9	6.5	1415	PASS
173	174	0.00	2	0.4	46	PASS
174	95	50	120	54.5	11878	PASS
175	174	4	9	6.0	712	PASS
176	174	93	101	96.6	11473	PASS
177	176	5	9	6.5	750	PASS

PAL0726.M Fri Sep 08 16:03:36 2006 IAL

BFB

Data Path : P:\ChemStation\BFB-Aug\
Data File : 0809bfb.D
Acq On : 09 Aug 2006 08:05
Operator : .
Sample : bfb.
Misc : .
ALS Vial : 1 Sample Multiplier: 1

Integration File: LSCINT.P

Method : P:\CHEMSTATION\METHOD\PAL0726.M
Title : TO-15
Last Update : Tue Aug 01 10:35:23 2006

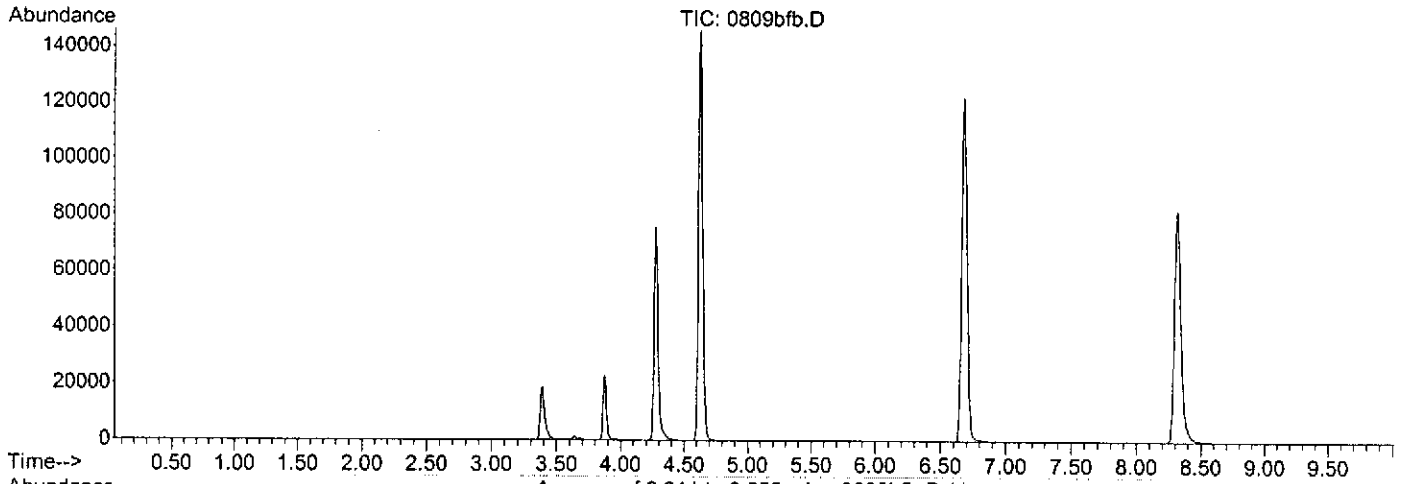

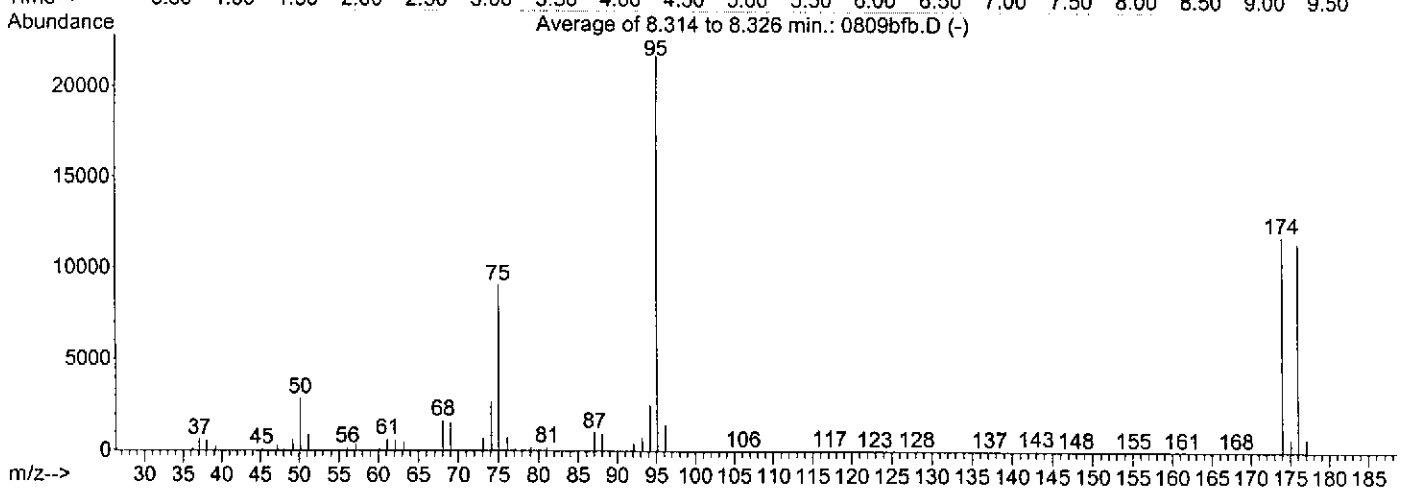

Spectrum Information: Average of 8.314 to 8.326 min.

Target Mass	Rel. to Mass	Lower Limit%	Upper Limit%	Rel. Abn%	Raw Abn	Result Pass/Fail
50	95	8	40	13.2	2868	PASS
75	95	30	66	41.7	9072	PASS
95	95	100	100	100.0	21776	PASS
96	95	5	9	6.5	1415	PASS
173	174	0.00	2	0.4	46	PASS
174	95	50	120	54.5	11878	PASS
175	174	4	9	6.0	712	PASS
176	174	93	101	96.6	11473	PASS
177	176	5	9	6.5	750	PASS

Method Detection Limit (MDL) Report

Filename	Run #	Date	Time	Filename	Run #	Date	Time
120102	Run 1	12/1/2005	16:52:07	120107	Run 6	12/1/2005	20:30:22
120103	Run 2	12/1/2005	17:36:57	120108	Run 7	12/1/2005	21:16:14
120104	Run 3	12/1/2005	18:19:59				
120105	Run 4	12/1/2005	19:03:25				
120106	Run 5	12/1/2005	19:45:46				

Analyst: Jeff Schmitt

Processing Method:
C:\Xcalibur\methods\TO-15,0.5-40ppb.pmd
Initial Calibration:
C:\Xcalibur\data\2005\Nov05\1123_ICAL.xls

Instrument ID: Finnigan TraceGC Ultra/Trace DSQ Column ID: Restek Rtx-1, 60 meter, 0.32mm ID, 1 um

Matrix: Air

Compound Name	Run 1	Run 2	Run 3	Run 4	Run 5	Run 6	Run 7	Average Conc	TRUE Value	Percent Recovery	Std Dev Conc	MDL ppbv	RL ppbv	True value/ MDL
Propene	0.876	0.864	0.894	0.816	0.850	0.894	0.903	0.871	0.25	348	0.031	0.096	0.20	2.59
Dichlorodifluoromethane	0.231	0.240	0.243	0.178	0.229	0.236	0.249	0.229	0.25	92	0.023	0.074	0.20	3.39
Chloromethane	0.111	0.099	0.133	0.062	0.129	0.122	0.110	0.109	0.25	44	0.024	0.075	0.20	3.35
Dichlorotetrafluoroethane	0.335	0.282	0.335	0.259	0.312	0.330	0.321	0.311	0.25	124	0.029	0.092	0.20	2.70
Vinyl_chloride	0.306	0.296	0.324	0.299	0.301	0.328	0.326	0.311	0.25	125	0.014	0.044	0.20	5.62
Butadiene,_1,3-	0.321	0.315	0.302	0.320	0.277	0.294	0.304	0.305	0.25	122	0.016	0.049	0.20	5.08
Bromomethane	0.331	0.295	0.334	0.259	0.331	0.337	0.335	0.318	0.25	127	0.030	0.094	0.20	2.67
Chloroethane	0.273	0.271	0.292	0.269	0.250	0.285	0.263	0.272	0.25	109	0.014	0.044	0.20	5.71
Ethanol	0.457	0.496	0.460	0.521	0.525	0.513	0.505	0.497	0.25	199	0.028	0.087	0.20	2.87
Bromoethene	0.190	0.194	0.181	0.197	0.180	0.190	0.178	0.187	0.25	75	0.007	0.023	0.20	10.65
Acetone	4.219	4.136	4.121	4.236	4.226	4.186	4.261	4.198	0.25	1679	0.052	0.165	0.20	1.52
Trichlorofluoromethane	0.297	0.297	0.279	0.299	0.271	0.267	0.262	0.282	0.25	113	0.016	0.049	0.20	5.09
Isopropyl_alcohol	0.371	0.346	0.324	0.340	0.343	0.339	0.378	0.349	0.25	139	0.019	0.060	0.20	4.17
Dichloroethylene,_1,1-	0.301	0.330	0.308	0.322	0.311	0.319	0.322	0.316	0.25	126	0.010	0.031	0.20	8.06
Butyl_Alcohol,_tert	0.258	0.262	0.228	0.273	0.253	0.269	0.276	0.260	0.25	104	0.016	0.051	0.20	4.87
Methylene_chloride	0.588	0.613	0.616	0.634	0.647	0.658	0.657	0.630	0.25	252	0.026	0.081	0.20	3.07
Chloropropene,_3-	0.214	0.240	0.179	0.256	0.178	0.217	0.207	0.213	0.25	85	0.029	0.091	0.20	2.74
Trichloro-1,2,2-trifluoroethane,_1,1,2-	0.279	0.306	0.292	0.299	0.281	0.296	0.290	0.292	0.25	117	0.009	0.030	0.20	8.42
Carbon_disulfide	0.209	0.197	0.171	0.202	0.170	0.177	0.176	0.186	0.25	74	0.016	0.050	0.20	4.97
Dichloroethylene,_trans-1,2-	0.325	0.313	0.319	0.302	0.284	0.345	0.304	0.313	0.25	125	0.019	0.060	0.20	4.13
Dichloroethane,_1,1-	0.282	0.321	0.294	0.318	0.278	0.288	0.286	0.295	0.25	118	0.017	0.054	0.20	4.60
Methyl-t-butyl_ether	0.289	0.325	0.303	0.318	0.300	0.310	0.321	0.310	0.25	124	0.013	0.040	0.20	6.20
Vinyl_acetate	0.661	0.697	0.646	0.692	0.661	0.707	0.710	0.682	0.25	273	0.025	0.080	0.20	3.14
Methyl_ethyl_ketone	0.299	0.343	0.296	0.322	0.301	0.314	0.324	0.314	0.25	126	0.017	0.053	0.20	4.69
Dichloroethylene,_cis-1,2-	0.294	0.324	0.292	0.319	0.286	0.313	0.310	0.305	0.25	122	0.015	0.047	0.20	5.32
Bromochloromethane_(IS)	8610801	7855782	8091037	7628335	7877155	7657513	7679544	7914310			347366.073	4.2 %RSD		
Hexane	0.304	0.330	0.308	0.328	0.300	0.309	0.320	0.314	0.25	126	0.012	0.037	0.20	6.77
Ethyl_acetate	0.236	0.233	0.238	0.274	0.238	0.264	0.261	0.249	0.25	100	0.017	0.053	0.20	4.74
Chloroform	0.284	0.320	0.290	0.300	0.281	0.301	0.293	0.295	0.25	118	0.013	0.041	0.20	6.14
Tetrahydrofuran	0.243	0.275	0.234	0.293	0.241	0.256	0.277	0.260	0.25	104	0.022	0.070	0.20	3.58
Dichloroethane,_1,2-	0.294	0.299	0.272	0.266	0.265	0.285	0.277	0.280	0.25	112	0.013	0.042	0.20	5.97
Trichloroethane,_1,1,1-	0.264	0.279	0.260	0.255	0.249	0.257	0.251	0.259	0.25	104	0.010	0.031	0.20	8.05

Printed on 5/22/2006 at 4:07 PM

Method Detection Limit (MDL) Report

Filename	Run #	Date	Time	Filename	Run #	Date	Time
120102	Run 1	12/1/2005	16:52:07	120107	Run 6	12/1/2005	20:30:22
120103	Run 2	12/1/2005	17:36:57	120108	Run 7	12/1/2005	21:16:14
120104	Run 3	12/1/2005	18:19:59				
120105	Run 4	12/1/2005	19:03:25				
120106	Run 5	12/1/2005	19:45:46				

Analyst: Jeff Schmitt

Processing Method:
C:\Xcalibur\methods\TO-15,0.5-40ppb.pmd
Initial Calibration:
C:\Xcalibur\data\2005\Nov05\1123_ICAL.xls

Instrument ID: Finnigan TraceGC Ultra/Trace DSQ Column ID: Restek Rtx-1, 60 meter, 0.32mm ID, 1 um

Matrix: Air

Compound Name	Run 1	Run 2	Run 3	Run 4	Run 5	Run 6	Run 7	Average Conc	TRUE Value	Percent Recovery	Std Dev Conc	MDL ppbv	RL ppbv	True value/ MDL
Benzene	0.254	0.270	0.261	0.257	0.243	0.263	0.260	0.258	0.25	103	0.008	0.026	0.20	9.55
Carbon_tetrachloride	0.063	0.090	0.051	0.089	0.049	0.054	0.048	0.063	0.25	25	0.019	0.058	0.20	4.30
Cyclohexane	2.355	2.390	2.362	2.355	2.383	2.372	2.342	2.366	0.25	946	0.017	0.053	0.20	4.69
Difluorobenzene,_1,4-_(IS)	42423446	40334568	40734505	40722963	40117980	39460608	39381639	40453673			1024182.615	4.3 %RSD		
Dichloropropane,_1,2-	0.263	0.270	0.273	0.266	0.258	0.286	0.264	0.269	0.25	107	0.009	0.029	0.20	8.70
Bromodichloromethane	0.229	0.242	0.203	0.224	0.202	0.215	0.203	0.217	0.25	87	0.015	0.048	0.20	5.20
Dioxane,_1,4-	0.138	0.140	0.115	0.141	0.133	0.170	0.155	0.142	0.25	57	0.017	0.054	0.20	4.60
Trichloroethylene	0.258	0.260	0.246	0.252	0.253	0.250	0.255	0.253	0.25	101	0.005	0.014	0.20	17.29
Trimethylpentane,_2,2,4-	0.191	0.192	0.187	0.184	0.185	0.193	0.188	0.189	0.25	75	0.004	0.011	0.20	22.53
Heptane	0.296	0.310	0.296	0.287	0.285	0.302	0.295	0.296	0.25	118	0.008	0.027	0.20	9.39
Dichloropropene,_cis-1,3-	0.222	0.243	0.191	0.209	0.199	0.192	0.202	0.208	0.25	83	0.019	0.058	0.20	4.27
Methyl_isobutyl_ketone	0.243	0.259	0.232	0.249	0.231	0.247	0.252	0.245	0.25	98	0.010	0.032	0.20	7.70
Dichloropropene,_trans-1,3-	0.213	0.216	0.163	0.208	0.173	0.191	0.183	0.193	0.25	77	0.020	0.064	0.20	3.90
Trichloroethane,_1,1,2-	0.225	0.240	0.225	0.224	0.229	0.237	0.231	0.230	0.25	92	0.006	0.019	0.20	12.83
Toluene	0.234	0.231	0.225	0.231	0.224	0.230	0.229	0.229	0.25	92	0.003	0.011	0.20	23.15
Methyl_butyl_ketone	0.136	0.146	0.120	0.141	0.169	0.161	0.166	0.149	0.25	59	0.018	0.056	0.20	4.46
Dibromochloromethane	0.186	0.188	0.165	0.176	0.168	0.163	0.164	0.173	0.25	69	0.011	0.033	0.20	7.47
Dibromoethane,_1,2-	0.205	0.211	0.190	0.203	0.207	0.199	0.197	0.202	0.25	81	0.007	0.022	0.20	11.40
Tetrachloroethylene	0.231	0.244	0.231	0.234	0.234	0.239	0.225	0.234	0.25	94	0.006	0.019	0.20	12.99
Chlorobenzene,_d-5__(IS)	31828486	30936909	30573504	30796121	29984990	29603061	29837011	30508583			770024.918	3.8 %RSD		
Chlorobenzene	0.239	0.240	0.238	0.236	0.227	0.235	0.236	0.236	0.25	94	0.004	0.013	0.20	19.11
Ethylbenzene	0.220	0.222	0.216	0.216	0.218	0.213	0.214	0.217	0.25	87	0.003	0.010	0.20	24.19
Xylene,_m_&_p-	0.229	0.209	0.230	0.208	0.228	0.231	0.224	0.223	0.25	89	0.010	0.031	0.20	8.10
Bromoform	0.152	0.169	0.132	0.150	0.142	0.144	0.137	0.147	0.25	59	0.012	0.038	0.20	6.64
Styrene	0.198	0.175	0.191	0.173	0.189	0.191	0.184	0.186	0.25	74	0.009	0.029	0.20	8.56
Tetrachloroethane,_1,1,2,2-	0.192	0.200	0.190	0.190	0.194	0.199	0.192	0.194	0.25	78	0.004	0.012	0.20	20.15
Xylene,_o-	0.231	0.214	0.234	0.211	0.227	0.240	0.228	0.226	0.25	91	0.011	0.033	0.20	7.49
Bromofluorobenzene_(tune_std)	16430015	15287055	15413528	14960328	15369762	15090774	15028462	15368561			499138.885	3.3 %RSD		
Cumene	0.133	0.124	0.125	0.120	0.128	0.137	0.131	0.128	0.25	51	0.006	0.018	0.20	14.04
Chlorotoluene,_2-	0.129	0.114	0.122	0.114	0.131	0.126	0.131	0.124	0.25	50	0.008	0.024	0.20	10.46
Ethyltoluene,_4-	0.216	0.182	0.205	0.183	0.249	0.238	0.249	0.218	0.25	87	0.029	0.091	0.20	2.75
Trimethylbenzene,_1,3,5-	0.299	0.246	0.311	0.256	0.313	0.321	0.319	0.295	0.25	118	0.031	0.098	0.20	2.56

Printed on 5/22/2006 at 4:07 PM

Method Detection Limit (MDL) Report

Filename	Run #	Date	Time	Filename	Run #	Date	Time
120102	Run 1	12/1/2005	16:52:07	120107	Run 6	12/1/2005	20:30:22
120103	Run 2	12/1/2005	17:36:57	120108	Run 7	12/1/2005	21:16:14
120104	Run 3	12/1/2005	18:19:59				
120105	Run 4	12/1/2005	19:03:25				
120106	Run 5	12/1/2005	19:45:46				

Analyst: Jeff Schmitt

Processing Method:
C:\Xcalibur\methods\TO-15,0.5-40ppb.pmd
Initial Calibration:
C:\Xcalibur\data\2005\Nov05\1123_ICAL.xls

Instrument ID: Finnigan TraceGC Ultra/Trace DSQ Column ID: Restek Rtx-1, 60 meter, 0.32mm ID, 1 um

Matrix: Air

Compound Name	Run 1	Run 2	Run 3	Run 4	Run 5	Run 6	Run 7	Average Conc	TRUE Value	Percent Recovery	Std Dev Conc	MDL ppbv	RL ppbv	True value/ MDL
Trimethylbenzene,_1,2,4-	0.235	0.173	0.235	0.184	0.238	0.241	0.241	0.221	0.25	88	0.029	0.092	0.20	2.71
Benzyl_chloride	0.172	0.149	0.170	0.152	0.157	0.176	0.177	0.165	0.25	66	0.012	0.038	0.20	6.67
Dichlorobenzene,_1,3-	0.223	0.182	0.216	0.183	0.219	0.219	0.220	0.209	0.25	84	0.018	0.058	0.20	4.33
Dichlorobenzene,_1,4-	0.261	0.207	0.246	0.213	0.252	0.270	0.253	0.243	0.25	97	0.024	0.075	0.20	3.33
Dichlorobenzene,_1,2-	0.233	0.176	0.223	0.186	0.224	0.228	0.214	0.212	0.25	85	0.022	0.069	0.20	3.60
Trichlorobenzene,_1,2,4-	0.288	0.211	0.256	0.198	0.234	0.242	0.262	0.242	0.25	97	0.031	0.096	0.20	2.61
Hexachlorobutadiene	0.237	0.262	0.289	0.262	0.310	0.292	0.314	0.281	0.25	112	0.028	0.088	0.20	2.83

Printed on 5/22/2006 at 4:07 PM

Laboratory Control Spike

Sample Name: 10 ppb LCS
Spike Amount: 10 ppbv

Data File: 0802LCS01
Date Analyzed: 8/2/2006

Runs with this LCS

BFB Tune [0802bfb]; 10ppbVDCS[0802dcs]; Blank [0802blk];60419-01x100 [080217];60419-02x100 [080220];60419-03 [080208];60419-03x25 [080207];60419-05 [080204];60419-05x100 [080206];60419-05x25 [080203];60419-06x1000 [080223];60419-08 [080202];60419-08x25 [080201];60419-09 [080211];60419-09x25 [080210];60419-15 [080214];60419-15x25 [080213]

Compound	CAS #	Calculated Amount ppbv	% Recovery
Acetone	67-64-1	19	187 *
Benzene	71-43-2	9.8	98
Bromodichloromethane	75-27-4	9.8	98
Bromoethene	593-60-2	11	109
Bromoform	75-25-2	9.6	96
Bromomethane	74-83-9	10	104
1,3-Butadiene	106-99-0	11	113
tert-Butyl alcohol	75-65-0	11	107
Carbon disulfide	75-15-0	10	101
Carbon tetrachloride	56-23-5	9.9	99
Chlorobenzene	108-90-7	10	102
Chloroethane	75-00-3	10	101
Chloroform	67-66-3	10	102
Chloromethane	74-87-3	10	104
3-Chloropropene	107-05-1	12	115
2-Chlorotoluene	95-49-8	11	105
Cyclohexane	110-82-7	11	111
Dibromochloromethane	124-48-1	11	108
1,2-Dibromoethane	106-93-4	10	100
1,2-Dichlorobenzene	95-50-1	10	104
1,3-Dichlorobenzene	541-73-1	10	102
1,4-Dichlorobenzene	106-46-7	10	102
Dichlorodifluoromethane	75-71-8	11	105
1,1-Dichloroethane	75-34-3	10	101
1,2-Dichloroethane	107-06-2	9.9	99
1,1-Dichloroethylene	75-35-4	10	103
cis-1,2-Dichloroethylene	156-59-2	9.9	99
trans-1,2-Dichloroethylene	156-60-5	10	101
1,2-Dichloropropane	78-87-5	9.0	90
cis-1,3-Dichloropropene	10061-01-5	9.6	96
trans-1,3-Dichloropropene	10061-02-6	9.7	97
Dichlorotetrafluoroethane	76-14-2	11	107
Ethylbenzene	100-41-4	10	104
4-Ethyltoluene	622-96-8	11	105
Heptane	142-82-5	9.3	93
Hexachlorobutadiene	87-68-3	9.9	99
Hexane	110-54-3	9.8	98
Methyl ethyl ketone	78-93-3	10	102
Methyl isobutyl ketone	108-10-1	10	102
Methylene chloride	75-09-2	10	100
Methyl-t-butyl ether	1634-04-4	11	106
Styrene	100-42-5	10	104
1,1,2,2-Tetrachloroethane	79-34-5	11	105
Tetrachloroethylene	127-18-4	10	104
Toluene	108-88-3	10	103
1,1,2-Trichloro-1,2,2-trifluoroethane	76-13-1	10	104
1,2,4-Trichlorobenzene	120-82-1	10	102
1,1,1-Trichloroethane	71-55-6	10	103
1,1,2-Trichloroethane	79-00-5	9.3	93
Trichloroethylene	79-01-6	9.5	95
Trichlorofluoromethane	75-69-4	12	119
1,2,4-Trimethylbenzene	95-63-6	11	106
1,3,5-Trimethylbenzene	108-67-8	11	105
2,2,4-Trimethylpentane	540-84-1	9.2	92
Vinyl chloride	75-01-4	11	105
m or p-Xylene	1330-20-7	10	104
o-Xylene	95-47-6	10	104

*** LCS recovery must be within 70-130% of the spiked value for 90% of the compounds.**

Quantitation Report (QT Reviewed)

Data Path : C:\MSDChem\1\DATA\Aug06\
Data File : 0802lcs01.D
Acq On : 02 Aug 2006 09:22
Operator : .
Sample : 10 ppbv LCS.
Misc : .
ALS Vial : 1 Sample Multiplier: 1

Quant Time: Aug 02 13:26:57 2006
Quant Method : C:\MSDCHEM\1\METHODS\PAL0726.M
Quant Title : TO-15
QLast Update : Tue Aug 01 10:35:23 2006
Response via : Initial Calibration

Internal Standards	R.T.	QIon	Response	Conc	Units	Dev(Min)
1) Bromochloromethane_(IS)	9.20	130	43222	10.00	ppbV	0.00
25) Difluorobenzene,_1,4-_(IS)	11.38	114	211191	10.00	ppbV	0.00
40) Chlorobenzene,_d-5__(IS)	16.75	117	179412	10.00	ppbV	0.01
System Monitoring Compounds						
52) Bromofluorobenzene_(tune_s	18.94	95	116454	10.66	ppbV	0.02
Spiked Amount 10.000 Range 75 - 125 Recovery = 106.60%						
Target Compounds						Qvalue
2) Dichlorodifluoromethane	3.96	85	236100	10.54	ppbV	100
3) Chloromethane	4.16	50	130886	10.36	ppbV	100
4) Dichlorotetrafluoroethane	4.30	85	380105	10.67	ppbV	99
5) Vinyl_chloride	4.42	62	181269	10.54	ppbV	100
6) Butadiene,_1,3-	4.58	54	147559	11.30	ppbV	99
7) Bromomethane	4.90	94	127741	10.40	ppbV	97
8) Chloroethane	5.11	64	92556	10.06	ppbV	100
9) Bromoethene	5.50	106	44808	10.90	ppbV	97
10) Acetone	5.82	43	338927	18.70	ppbV	99
11) Trichlorofluoromethane	5.96	101	262621	11.85	ppbV	98
12) Dichloroethylene,_1,1-	6.66	61	222901	10.27	ppbV	98
13) Butyl_Alcohol,_tert	6.80	59	103159	10.73	ppbV	100
14) Methylene_chloride	6.82	49	173975	10.01	ppbV	100
15) Chloropropene,_3-	6.95	76	25612	11.48	ppbV	100
16) Trichloro-1,2,2-trifluoroe	7.10	101	316787	10.37	ppbV	100
17) Carbon_disulfide	7.11	76	491649	10.11	ppbV	100
18) Dichloroethylene,_trans-1,	7.84	61	222569	10.14	ppbV	98
19) Dichloroethane,_1,1-	8.07	63	284529	10.12	ppbV	100
20) Methyl-t-butyl_ether	8.13	73	439830	10.60	ppbV	100
21) Methyl_ethyl_ketone	8.53	43	313767	10.20	ppbV	100
22) Dichloroethylene,_cis-1,2-	9.01	61	205819	9.92	ppbV	96
23) Hexane	9.22	57	274884	9.78	ppbV	100
24) Chloroform	9.35	83	267523	10.25	ppbV	100
26) Dichloroethane,_1,2-	10.17	62	152032	9.93	ppbV	98
27) Trichloroethane,_1,1,1-	10.44	97	249275	10.31	ppbV	99
28) Benzene	10.97	78	569165	9.83	ppbV	98
29) Carbon_tetrachloride	11.13	117	225989	9.89	ppbV	98
30) Cyclohexane	11.27	56	359716	11.10	ppbV	99
31) Dichloropropane,_1,2-	11.92	63	193720	8.98	ppbV	99
32) Bromodichloromethane	12.15	83	303434	9.77	ppbV	98
33) Trichloroethylene	12.20	130	235927	9.53	ppbV	95
34) Trimethylpentane,_2,2,4-	12.22	57	332490	9.21	ppbV	98
35) Heptane	12.53	43	315721	9.32	ppbV	100
36) Dichloropropene,_cis-1,3-	13.23	75	306460	9.60	ppbV	99
37) Methyl_isobutyl_ketone	13.26	43	376179	10.15	ppbV	99
38) Dichloropropene,_trans-1,3	13.87	75	281243	9.73	ppbV	100
39) Trichloroethane,_1,1,2-	14.09	97	204010	9.31	ppbV	97
41) Toluene	14.43	91	711340	10.33	ppbV	97
42) Dibromochloromethane	14.98	129	284328	10.82	ppbV	96
43) Dibromoethane,_1,2-	15.30	107	299322	10.03	ppbV	99
44) Tetrachloroethylene	15.90	166	256890	10.45	ppbV	94
45) Chlorobenzene	16.81	112	517266	10.15	ppbV	98
46) Ethylbenzene	17.33	91	821291	10.35	ppbV	98

Quantitation Report (QT Reviewed)

Data Path : C:\MSDChem\1\DATA\Aug06\
Data File : 0802lcs01.D
Acq On : 02 Aug 2006 09:22
Operator : .
Sample : 10 ppbv LCS.
Misc : .
ALS Vial : 1 Sample Multiplier: 1

Quant Time: Aug 02 13:26:57 2006
Quant Method : C:\MSDCHEM\1\METHODS\PAL0726.M
Quant Title : TO-15
QLast Update : Tue Aug 01 10:35:23 2006
Response via : Initial Calibration

Internal Standards	R.T.	QIon	Response	Conc Units	Dev(Min)
47) Xylene,_m_&_p-	17.60	91	1305774	10.38 ppbV	98
48) Bromoform	17.70	171	124478	9.64 ppbV #	95
49) Styrene	18.11	104	511827	10.38 ppbV	96
50) Tetrachloroethane,_1,1,2,2	18.26	83	488240	10.53 ppbV	99
51) Xylene,_o-	18.27	91	678364	10.36 ppbV	100
53) Chlorotoluene,_2-	19.90	91	52031	10.51 ppbV	100
54) Ethyltoluene,_4-	20.20	105	827647	10.47 ppbV	99
55) Trimethylbenzene,_1,3,5-	20.33	105	724819	10.53 ppbV	97
56) Trimethylbenzene,_1,2,4-	21.03	105	702552	10.61 ppbV	98
57) Dichlorobenzene,_1,3-	21.29	146	452332	10.23 ppbV	99
58) Dichlorobenzene,_1,4-	21.41	146	446553	10.25 ppbV	100
59) Dichlorobenzene,_1,2-	22.03	146	400083	10.41 ppbV	99
60) Trichlorobenzene,_1,2,4-	25.40	180	259998	10.25 ppbV	96
61) Hexachlorobutadiene	26.17	225	148307	9.93 ppbV	100

(#) = qualifier out of range (m) = manual integration (+) = signals summed

Quantitation Report (QT Reviewed)

Data Path : C:\MSDChem\1\DATA\Aug06\
Data File : 0802lcs01.D
Acq On : 02 Aug 2006 09:22
Operator : .
Sample : 10 ppbv LCS.
Misc : .
ALS Vial : 1 Sample Multiplier: 1

Quant Time: Aug 02 13:26:57 2006
Quant Method : C:\MSDCHEM\1\METHODS\PAL0726.M
Quant Title : TO-15
QLast Update : Tue Aug 01 10:35:23 2006
Response via : Initial Calibration

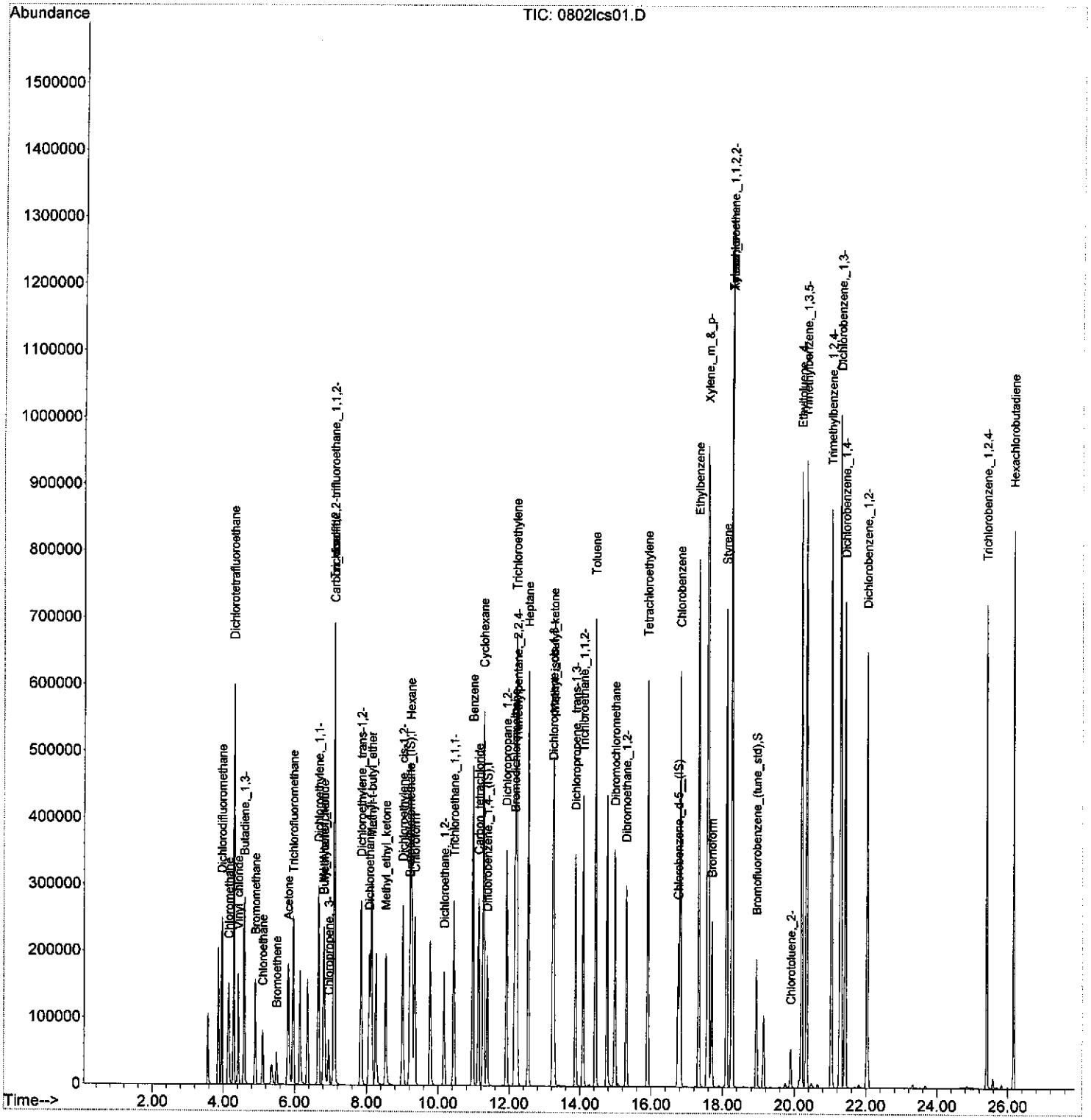

Laboratory Control Spike

Sample Name: 10 ppb LCS
Spike Amount: 10 ppbv

Data File: 0802LCS02
Date Analyzed: 8/2/2006

Runs with this LCS

BFB Tune [0802bfb]; 10ppbVDCS[0802dcs]; Blank [0802blk];60419-01x100 [080217];60419-02x100 [080220];60419-03 [080208];60419-03x25 [080207];60419-05 [080204];60419-05x100 [080206];60419-05x25 [080203];60419-06x1000 [080223];60419-08 [080202];60419-08x25 [080201];60419-09 [080211];60419-09x25 [080210];60419-15 [080214];60419-15x25 [080213]

Compound	CAS #	Calculated Amount ppbv	% Recovery
Acetone	67-64-1	11	109
Benzene	71-43-2	10	101
Bromodichloromethane	75-27-4	10	100
Bromoethene	593-60-2	11	109
Bromoform	75-25-2	10	100
Bromomethane	74-83-9	11	106
1,3-Butadiene	106-99-0	11	114
tert-Butyl alcohol	75-65-0	11	105
Carbon disulfide	75-15-0	10	101
Carbon tetrachloride	56-23-5	10	102
Chlorobenzene	108-90-7	10	102
Chloroethane	75-00-3	10	101
Chloroform	67-66-3	11	105
Chloromethane	74-87-3	10	103
3-Chloropropene	107-05-1	11	114
2-Chlorotoluene	95-49-8	11	105
Cyclohexane	110-82-7	9.4	94
Dibromochloromethane	124-48-1	11	105
1,2-Dibromoethane	106-93-4	10.0	100
1,2-Dichlorobenzene	95-50-1	11	110
1,3-Dichlorobenzene	541-73-1	11	105
1,4-Dichlorobenzene	106-46-7	10	104
Dichlorodifluoromethane	75-71-8	10	102
1,1-Dichloroethane	75-34-3	10	101
1,2-Dichloroethane	107-06-2	10	104
1,1-Dichloroethylene	75-35-4	10	104
cis-1,2-Dichloroethylene	156-59-2	10	103
trans-1,2-Dichloroethylene	156-60-5	10	102
1,2-Dichloropropane	78-87-5	9.3	93
cis-1,3-Dichloropropene	10061-01-5	9.6	96
trans-1,3-Dichloropropene	10061-02-6	10	100
Dichlorotetrafluoroethane	76-14-2	11	106
Ethylbenzene	100-41-4	11	108
4-Ethyltoluene	622-96-8	11	110
Heptane	142-82-5	9.6	96
Hexachlorobutadiene	87-68-3	11	106
Hexane	110-54-3	10.0	100
Methyl ethyl ketone	78-93-3	10	102
Methyl isobutyl ketone	108-10-1	11	105
Methylene chloride	75-09-2	9.9	98
Methyl-t-butyl ether	1634-04-4	11	106
Styrene	100-42-5	11	106
1,1,2,2-Tetrachloroethane	79-34-5	11	108
Tetrachloroethylene	127-18-4	10	103
Toluene	108-88-3	11	105
1,1,2-Trichloro-1,2,2-trifluoroethane	76-13-1	10	104
1,2,4-Trichlorobenzene	120-82-1	10	103
1,1,1-Trichloroethane	71-55-6	11	106
1,1,2-Trichloroethane	79-00-5	9.6	96
Trichloroethylene	79-01-6	9.8	98
Trichlorofluoromethane	75-69-4	12	122
1,2,4-Trimethylbenzene	95-63-6	11	112
1,3,5-Trimethylbenzene	108-67-8	11	111
2,2,4-Trimethylpentane	540-84-1	9.7	97
Vinyl chloride	75-01-4	11	106
m or p-Xylene	1330-20-7	11	109
o-Xylene	95-47-6	11	106

*** LCS recovery must be within 70-130% of the spiked value for 90% of the compounds.**

Quantitation Report (QT Reviewed)

Data Path : C:\MSDChem\1\DATA\Aug06\
Data File : 0802lcs02.D
Acq On : 02 Aug 2006 10:07
Operator : .
Sample : 10 ppbv LCS.
Misc : .
ALS Vial : 1 Sample Multiplier: 1

Quant Time: Aug 02 13:27:43 2006
Quant Method : C:\MSDCHEM\1\METHODS\PAL0726.M
Quant Title : TO-15
QLast Update : Tue Aug 01 10:35:23 2006
Response via : Initial Calibration

Internal Standards	R.T.	QIon	Response	Conc	Units	Dev(Min)
1) Bromochloromethane_(IS)	9.20	130	38385	10.00	ppbV	0.01
25) Difluorobenzene,_1,4-_(IS)	11.38	114	182252	10.00	ppbV	0.00
40) Chlorobenzene,_d-5__(IS)	16.76	117	158269	10.00	ppbV	0.02
System Monitoring Compounds						
52) Bromofluorobenzene_(tune_s	18.94	95	104868	10.88	ppbV	0.02
Spiked Amount 10.000	Range 75 - 125		Recovery = 108.80%			
Target Compounds						Qvalue
2) Dichlorodifluoromethane	3.95	85	203947	10.25	ppbV	100
3) Chloromethane	4.14	50	115405	10.29	ppbV	100
4) Dichlorotetrafluoroethane	4.28	85	336206	10.63	ppbV	98
5) Vinyl_chloride	4.41	62	162024	10.61	ppbV	100
6) Butadiene,_1,3-	4.57	54	131965	11.37	ppbV	99
7) Bromomethane	4.88	94	115639	10.60	ppbV	98
8) Chloroethane	5.10	64	82316	10.08	ppbV	100
9) Bromoethene	5.49	106	39769	10.89	ppbV	98
10) Acetone	5.80	43	174786	10.86	ppbV	99
11) Trichlorofluoromethane	5.95	101	239850	12.19	ppbV	98
12) Dichloroethylene,_1,1-	6.66	61	201112	10.43	ppbV	100
13) Butyl_Alcohol,_tert	6.79	59	90013	10.54	ppbV	100
14) Methylene_chloride	6.81	49	152045	9.85	ppbV	99
15) Chloropropene,_3-	6.93	76	22670	11.45	ppbV	100
16) Trichloro-1,2,2-trifluoroe	7.09	101	282772	10.43	ppbV	99
17) Carbon_disulfide	7.11	76	437836	10.14	ppbV	100
18) Dichloroethylene,_trans-1,	7.84	61	199699	10.24	ppbV	99
19) Dichloroethane,_1,1-	8.07	63	252546	10.12	ppbV	100
20) Methyl-t-butyl_ether	8.13	73	391267	10.62	ppbV	100
21) Methyl_ethyl_ketone	8.52	43	279578	10.23	ppbV	100
22) Dichloroethylene,_cis-1,2-	9.01	61	189061	10.26	ppbV	99
23) Hexane	9.22	57	248352	9.95	ppbV	99
24) Chloroform	9.34	83	243206	10.49	ppbV	100
26) Dichloroethane,_1,2-	10.17	62	137902	10.44	ppbV	98
27) Trichloroethane,_1,1,1-	10.44	97	221168	10.60	ppbV	99
28) Benzene	10.97	78	506361	10.13	ppbV	98
29) Carbon_tetrachloride	11.13	117	202236	10.25	ppbV	100
30) Cyclohexane	11.28	56	262750	9.40	ppbV	99
31) Dichloropropane,_1,2-	11.92	63	173535	9.32	ppbV	99
32) Bromodichloromethane	12.15	83	268072	10.00	ppbV	99
33) Trichloroethylene	12.19	130	209222	9.79	ppbV	96
34) Trimethylpentane,_2,2,4-	12.23	57	300763	9.66	ppbV	98
35) Heptane	12.54	43	281325	9.63	ppbV	100
36) Dichloropropene,_cis-1,3-	13.23	75	264892	9.61	ppbV	99
37) Methyl_isobutyl_ketone	13.27	43	334594	10.46	ppbV	99
38) Dichloropropene,_trans-1,3	13.87	75	249438	10.00	ppbV	100
39) Trichloroethane,_1,1,2-	14.09	97	182193	9.64	ppbV	97
41) Toluene	14.44	91	637547	10.50	ppbV	97
42) Dibromochloromethane	14.98	129	242606	10.47	ppbV	97
43) Dibromoethane,_1,2-	15.31	107	262006	9.95	ppbV	99
44) Tetrachloroethylene	15.91	166	223200	10.29	ppbV	94
45) Chlorobenzene	16.83	112	459686	10.23	ppbV	99
46) Ethylbenzene	17.34	91	755667	10.79	ppbV	97

Quantitation Report (QT Reviewed)

Data Path : C:\MSDChem\1\DATA\Aug06\
Data File : 0802lcs02.D
Acq On : 02 Aug 2006 10:07
Operator : .
Sample : 10 ppbv LCS.
Misc : .
ALS Vial : 1 Sample Multiplier: 1

Quant Time: Aug 02 13:27:43 2006
Quant Method : C:\MSDCHEM\1\METHODS\PAL0726.M
Quant Title : TO-15
QLast Update : Tue Aug 01 10:35:23 2006
Response via : Initial Calibration

Internal Standards	R.T.	QIon	Response	Conc	Units	Dev(Min)
47) Xylene,_m_&_p-	17.60	91	1208974	10.90	ppbV	98
48) Bromoform	17.70	171	113889	10.00	ppbV	96
49) Styrene	18.12	104	459757	10.57	ppbV	96
50) Tetrachloroethane,_1,1,2,2	18.26	83	440001	10.76	ppbV	100
51) Xylene,_o-	18.27	91	614709	10.64	ppbV	99
53) Chlorotoluene,_2-	19.90	91	45911	10.51	ppbV	100
54) Ethyltoluene,_4-	20.21	105	766919	11.00	ppbV	98
55) Trimethylbenzene,_1,3,5-	20.34	105	673622	11.10	ppbV	96
56) Trimethylbenzene,_1,2,4-	21.04	105	651769	11.16	ppbV	98
57) Dichlorobenzene,_1,3-	21.30	146	409409	10.49	ppbV	99
58) Dichlorobenzene,_1,4-	21.42	146	398021	10.35	ppbV	100
59) Dichlorobenzene,_1,2-	22.04	146	373805	11.03	ppbV	99
60) Trichlorobenzene,_1,2,4-	25.41	180	231071	10.33	ppbV	96
61) Hexachlorobutadiene	26.17	225	139468	10.59	ppbV	99

(#) = qualifier out of range (m) = manual integration (+) = signals summed

Quantitation Report (QT Reviewed)

Data Path : C:\MSDChem\1\DATA\Aug06\
Data File : 0802lcs02.D
Acq On : 02 Aug 2006 10:07
Operator : .
Sample : 10 ppbv LCS.
Misc : .
ALS Vial : 1 Sample Multiplier: 1

Quant Time: Aug 02 13:27:43 2006
Quant Method : C:\MSDCHEM\1\METHODS\PAL0726.M
Quant Title : TO-15
QLast Update : Tue Aug 01 10:35:23 2006
Response via : Initial Calibration

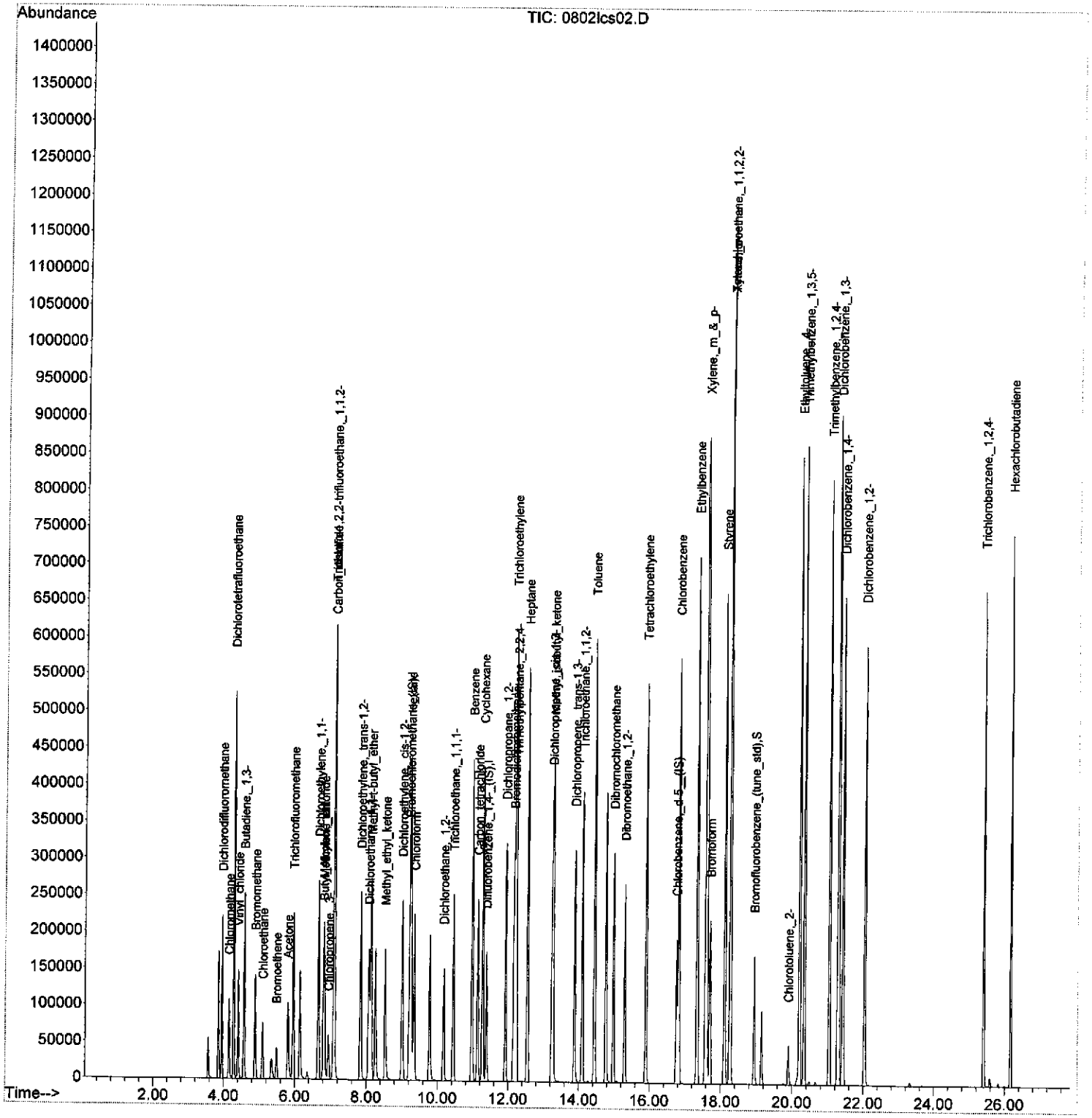

PAL0726.M Wed Sep 20 13:40:13 2006 S1

Laboratory Control Spike

Sample Name: 10 ppb LCS
Spike Amount: 10 ppbv

Data File: 0803LCS01
Date Analyzed: 8/3/2006

Runs with this LCS

BFB Tune [0803bfb]; 10ppbVDCS[0803dcs]; Blank [0803blk];60419-04 [080319];60419-04x25 [080318];60419-10 [080322];60419-10x25 [080321]

Compound	CAS #	Calculated Amount ppbv	% Recovery
Acetone	67-64-1	16	156 *
Benzene	71-43-2	10	100
Bromodichloromethane	75-27-4	11	106
Bromoethene	593-60-2	11	110
Bromoform	75-25-2	10	100
Bromomethane	74-83-9	10	104
1,3-Butadiene	106-99-0	12	118
tert-Butyl alcohol	75-65-0	11	114
Carbon disulfide	75-15-0	11	105
Carbon tetrachloride	56-23-5	10	103
Chlorobenzene	108-90-7	11	107
Chloroethane	75-00-3	10	103
Chloroform	67-66-3	11	113
Chloromethane	74-87-3	10	104
3-Chloropropene	107-05-1	12	116
2-Chlorotoluene	95-49-8	11	110
Cyclohexane	110-82-7	10	102
Dibromochloromethane	124-48-1	11	110
1,2-Dibromoethane	106-93-4	11	108
1,2-Dichlorobenzene	95-50-1	11	107
1,3-Dichlorobenzene	541-73-1	11	106
1,4-Dichlorobenzene	106-46-7	11	107
Dichlorodifluoromethane	75-71-8	11	106
1,1-Dichloroethane	75-34-3	11	105
1,2-Dichloroethane	107-06-2	11	109
1,1-Dichloroethylene	75-35-4	11	110
cis-1,2-Dichloroethylene	156-59-2	10	104
trans-1,2-Dichloroethylene	156-60-5	11	106
1,2-Dichloropropane	78-87-5	9.4	94
cis-1,3-Dichloropropene	10061-01-5	10	102
trans-1,3-Dichloropropene	10061-02-6	10	103
Dichlorotetrafluoroethane	76-14-2	11	106
Ethylbenzene	100-41-4	11	111
4-Ethyltoluene	622-96-8	12	117
Heptane	142-82-5	9.9	99
Hexachlorobutadiene	87-68-3	10	103
Hexane	110-54-3	10	102
Methyl ethyl ketone	78-93-3	11	108
Methyl isobutyl ketone	108-10-1	11	108
Methylene chloride	75-09-2	10	103
Methyl-t-butyl ether	1634-04-4	11	111
Styrene	100-42-5	11	109
1,1,2,2-Tetrachloroethane	79-34-5	11	112
Tetrachloroethylene	127-18-4	10	102
Toluene	108-88-3	11	107
1,1,2-Trichloro-1,2,2-trifluoroethane	76-13-1	11	108
1,2,4-Trichlorobenzene	120-82-1	10	101
1,1,1-Trichloroethane	71-55-6	11	110
1,1,2-Trichloroethane	79-00-5	9.6	96
Trichloroethylene	79-01-6	9.8	98
Trichlorofluoromethane	75-69-4	12	124
1,2,4-Trimethylbenzene	95-63-6	12	115
1,3,5-Trimethylbenzene	108-67-8	12	115
2,2,4-Trimethylpentane	540-84-1	9.7	97
Vinyl chloride	75-01-4	11	108
m or p-Xylene	1330-20-7	11	112
o-Xylene	95-47-6	11	111

*** LCS recovery must be within 70-130% of the spiked value for 90% of the compounds.**

Quantitation Report (QT Reviewed)

Data Path : C:\MSDChem\1\DATA\Aug06\
Data File : 08031cs01.D
Acq On : 03 Aug 2006 11:21
Operator : .
Sample : 10 ppbv LCS.
Misc : .
ALS Vial : 1 Sample Multiplier: 1

Quant Time: Aug 03 13:41:57 2006
Quant Method : C:\MSDCHEM\1\METHODS\PAL0726.M
Quant Title : TO-15
QLast Update : Tue Aug 01 10:35:23 2006
Response via : Initial Calibration

Internal Standards	R.T.	QIon	Response	Conc	Units	Dev(Min)
1) Bromochloromethane_(IS)	9.20	130	34875	10.00	ppbV	0.02
25) Difluorobenzene,_1,4-_(IS)	11.38	114	169502	10.00	ppbV	0.00
40) Chlorobenzene,_d-5__(IS)	16.75	117	144272	10.00	ppbV	0.02
System Monitoring Compounds						
52) Bromofluorobenzene_(tune_s	18.94	95	89793	10.22	ppbV	0.02
Spiked Amount 10.000	Range 75 - 125		Recovery = 102.20%			
Target Compounds						Qvalue
2) Dichlorodifluoromethane	3.95	85	191505	10.59	ppbV	99
3) Chloromethane	4.15	50	106290	10.43	ppbV	100
4) Dichlorotetrafluoroethane	4.29	85	303479	10.56	ppbV	100
5) Vinyl_chloride	4.41	62	149809	10.80	ppbV	100
6) Butadiene,_1,3-	4.58	54	123985	11.76	ppbV	100
7) Bromomethane	4.89	94	103125	10.41	ppbV	97
8) Chloroethane	5.10	64	76466	10.31	ppbV	100
9) Bromoethene	5.49	106	36495	11.00	ppbV	98
10) Acetone	5.80	43	228052	15.60	ppbV	99
11) Trichlorofluoromethane	5.95	101	221343	12.38	ppbV	97
12) Dichloroethylene,_1,1-	6.66	61	192324	10.98	ppbV	100
13) Butyl_Alcohol,_tert	6.79	59	88339	11.39	ppbV	100
14) Methylene_chloride	6.82	49	143890	10.26	ppbV	100
15) Chloropropene,_3-	6.94	76	20910	11.62	ppbV	100
16) Trichloro-1,2,2-trifluoroe	7.09	101	265336	10.77	ppbV	98
17) Carbon_disulfide	7.11	76	411425	10.49	ppbV	100
18) Dichloroethylene,_trans-1,	7.84	61	187436	10.58	ppbV	100
19) Dichloroethane,_1,1-	8.07	63	238683	10.52	ppbV	100
20) Methyl-t-butyl_ether	8.13	73	372785	11.14	ppbV	100
21) Methyl_ethyl_ketone	8.53	43	268881	10.83	ppbV	100
22) Dichloroethylene,_cis-1,2-	9.00	61	174831	10.45	ppbV	98
23) Hexane	9.22	57	232437	10.25	ppbV	100
24) Chloroform	9.34	83	237587	11.28	ppbV	99
26) Dichloroethane,_1,2-	10.17	62	134363	10.93	ppbV	97
27) Trichloroethane,_1,1,1-	10.44	97	213499	11.01	ppbV	99
28) Benzene	10.97	78	466300	10.03	ppbV	97
29) Carbon_tetrachloride	11.13	117	188803	10.29	ppbV	99
30) Cyclohexane	11.27	56	266147	10.23	ppbV	99
31) Dichloropropane,_1,2-	11.92	63	163146	9.43	ppbV	99
32) Bromodichloromethane	12.15	83	264228	10.60	ppbV	99
33) Trichloroethylene	12.20	130	194157	9.77	ppbV	96
34) Trimethylpentane,_2,2,4-	12.22	57	280699	9.69	ppbV	98
35) Heptane	12.54	43	268786	9.89	ppbV	99
36) Dichloropropene,_cis-1,3-	13.23	75	260729	10.17	ppbV	99
37) Methyl_isobutyl_ketone	13.26	43	322491	10.84	ppbV	99
38) Dichloropropene,_trans-1,3	13.87	75	238905	10.30	ppbV	99
39) Trichloroethane,_1,1,2-	14.09	97	169147	9.62	ppbV	97
41) Toluene	14.44	91	594125	10.73	ppbV	97
42) Dibromochloromethane	14.98	129	231749	10.97	ppbV	97
43) Dibromoethane,_1,2-	15.30	107	259113	10.80	ppbV	99
44) Tetrachloroethylene	15.90	166	201913	10.21	ppbV	94
45) Chlorobenzene	16.82	112	439134	10.72	ppbV	98
46) Ethylbenzene	17.34	91	709215	11.11	ppbV	97

Quantitation Report (QT Reviewed)

Data Path : C:\MSDChem\1\DATA\Aug06\
Data File : 08031cs01.D
Acq On : 03 Aug 2006 11:21
Operator : .
Sample : 10 ppbv LCS.
Misc : .
ALS Vial : 1 Sample Multiplier: 1

Quant Time: Aug 03 13:41:57 2006
Quant Method : C:\MSDCHEM\1\METHODS\PAL0726.M
Quant Title : TO-15
QLast Update : Tue Aug 01 10:35:23 2006
Response via : Initial Calibration

Internal Standards	R.T.	QIon	Response	Conc	Units	Dev(Min)
47) Xylene,_m_&_p-	17.60	91	1134726	11.22	ppbV	98
48) Bromoform	17.70	171	103775	10.00	ppbV	96
49) Styrene	18.11	104	431269	10.88	ppbV	96
50) Tetrachloroethane,_1,1,2,2	18.26	83	417438	11.19	ppbV	98
51) Xylene,_o-	18.27	91	583322	11.08	ppbV	99
53) Chlorotoluene,_2-	19.90	91	43643	10.96	ppbV	100
54) Ethyltoluene,_4-	20.20	105	740765	11.66	ppbV	98
55) Trimethylbenzene,_1,3,5-	20.34	105	636436	11.50	ppbV	96
56) Trimethylbenzene,_1,2,4-	21.04	105	613081	11.52	ppbV	98
57) Dichlorobenzene,_1,3-	21.29	146	378711	10.65	ppbV	99
58) Dichlorobenzene,_1,4-	21.42	146	375000	10.70	ppbV	100
59) Dichlorobenzene,_1,2-	22.03	146	330204	10.69	ppbV	99
60) Trichlorobenzene,_1,2,4-	25.41	180	206299	10.11	ppbV	95
61) Hexachlorobutadiene	26.17	225	123284	10.27	ppbV	100

(#) = qualifier out of range (m) = manual integration (+) = signals summed

Quantitation Report (QT Reviewed)

Data Path : C:\MSDChem\1\DATA\Aug06\
Data File : 0803lcs01.D
Acq On : 03 Aug 2006 11:21
Operator : .
Sample : 10 ppbv LCS.
Misc : .
ALS Vial : 1 Sample Multiplier: 1

Quant Time: Aug 03 13:41:57 2006
Quant Method : C:\MSDCHEM\1\METHODS\PAL0726.M
Quant Title : TO-15
QLast Update : Tue Aug 01 10:35:23 2006
Response via : Initial Calibration

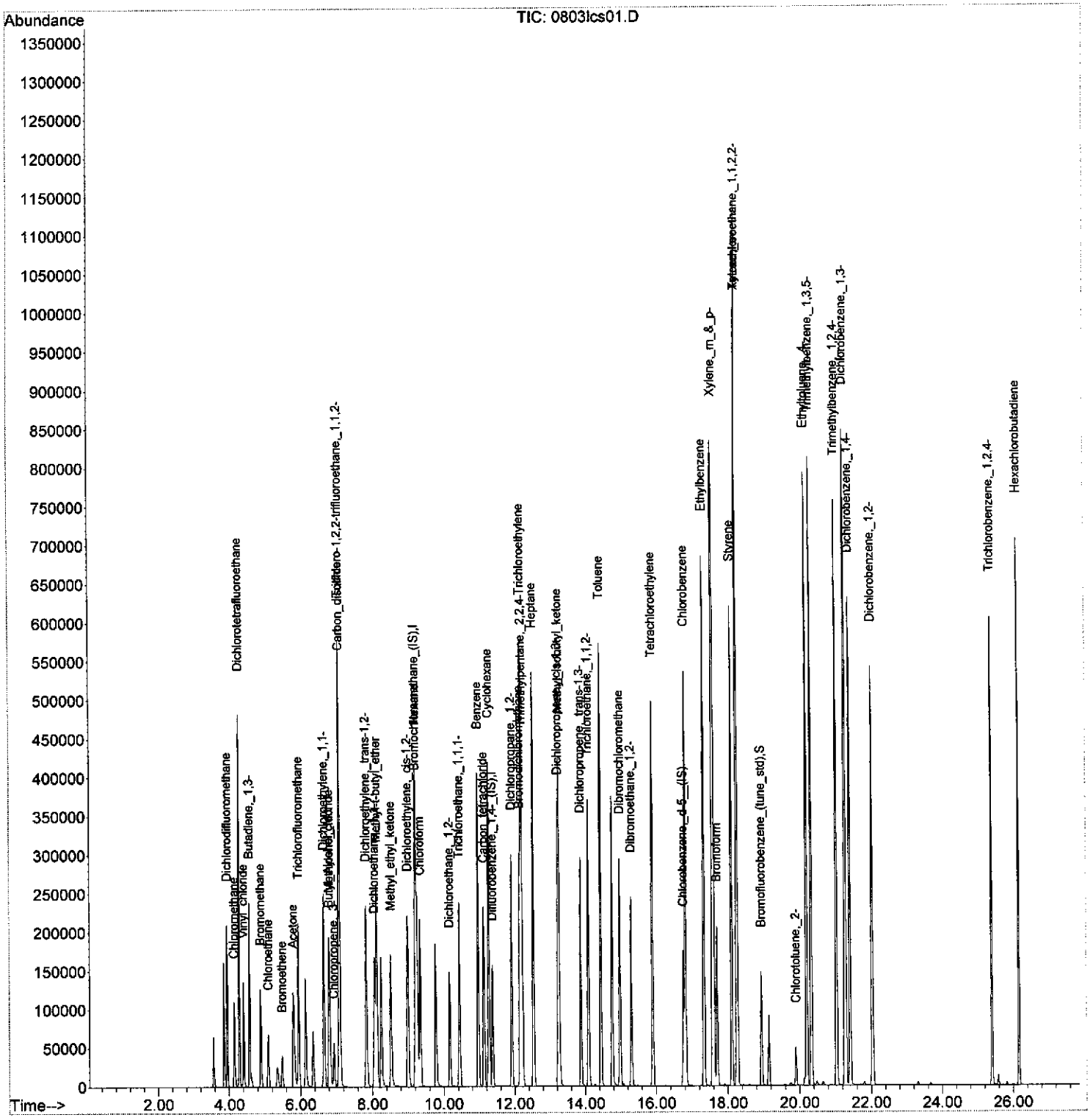

Laboratory Control Spike

Sample Name: 10 ppb LCS
Spike Amount: 10 ppbv

Data File: 0803LCS02
Date Analyzed: 8/3/2006

Runs with this LCS

BFB Tune [0803bfb]; 10ppbVDCS[0803dcs]; Blank [0803blk];60419-04 [080319];60419-04x25 [080318];60419-10 [080322];60419-10x25 [080321]

Compound	CAS #	Calculated Amount ppbv	% Recovery
Acetone	67-64-1	11	114
Benzene	71-43-2	10	100
Bromodichloromethane	75-27-4	11	108
Bromoethene	593-60-2	11	110
Bromoform	75-25-2	10	100
Bromomethane	74-83-9	10	104
1,3-Butadiene	106-99-0	12	115
tert-Butyl alcohol	75-65-0	11	113
Carbon disulfide	75-15-0	10	103
Carbon tetrachloride	56-23-5	11	106
Chlorobenzene	108-90-7	11	106
Chloroethane	75-00-3	11	105
Chloroform	67-66-3	11	108
Chloromethane	74-87-3	10	104
3-Chloropropene	107-05-1	11	110
2-Chlorotoluene	95-49-8	11	110
Cyclohexane	110-82-7	9.5	95
Dibromochloromethane	124-48-1	11	114
1,2-Dibromoethane	106-93-4	11	109
1,2-Dichlorobenzene	95-50-1	11	110
1,3-Dichlorobenzene	541-73-1	11	108
1,4-Dichlorobenzene	106-46-7	11	110
Dichlorodifluoromethane	75-71-8	11	106
1,1-Dichloroethane	75-34-3	11	105
1,2-Dichloroethane	107-06-2	11	108
1,1-Dichloroethylene	75-35-4	11	109
cis-1,2-Dichloroethylene	156-59-2	11	106
trans-1,2-Dichloroethylene	156-60-5	10	104
1,2-Dichloropropane	78-87-5	9.5	95
cis-1,3-Dichloropropene	10061-01-5	9.8	98
trans-1,3-Dichloropropene	10061-02-6	10	104
Dichlorotetrafluoroethane	76-14-2	11	105
Ethylbenzene	100-41-4	12	115
4-Ethyltoluene	622-96-8	12	116
Heptane	142-82-5	10	101
Hexachlorobutadiene	87-68-3	11	107
Hexane	110-54-3	10	104
Methyl ethyl ketone	78-93-3	11	108
Methyl isobutyl ketone	108-10-1	11	107
Methylene chloride	75-09-2	10	101
Methyl-t-butyl ether	1634-04-4	11	111
Styrene	100-42-5	11	111
1,1,2,2-Tetrachloroethane	79-34-5	12	115
Tetrachloroethylene	127-18-4	11	106
Toluene	108-88-3	11	111
1,1,2-Trichloro-1,2,2-trifluoroethane	76-13-1	11	106
1,2,4-Trichlorobenzene	120-82-1	11	105
1,1,1-Trichloroethane	71-55-6	11	110
1,1,2-Trichloroethane	79-00-5	9.6	96
Trichloroethylene	79-01-6	9.8	98
Trichlorofluoromethane	75-69-4	12	124
1,2,4-Trimethylbenzene	95-63-6	12	118
1,3,5-Trimethylbenzene	108-67-8	12	116
2,2,4-Trimethylpentane	540-84-1	9.8	98
Vinyl chloride	75-01-4	11	110
m or p-Xylene	1330-20-7	11	114
o-Xylene	95-47-6	11	114

*** LCS recovery must be within 70-130% of the spiked value for 90% of the compounds.**

Quantitation Report (QT Reviewed)

Data Path : C:\MSDChem\1\DATA\Aug06\
Data File : 0803lcs02.D
Acq On : 03 Aug 2006 12:05
Operator : .
Sample : 10 ppbv LCS.
Misc : .
ALS Vial : 1 Sample Multiplier: 1

Quant Time: Aug 03 13:42:52 2006
Quant Method : C:\MSDCHEM\1\METHODS\PAL0726.M
Quant Title : TO-15
QLast Update : Tue Aug 01 10:35:23 2006
Response via : Initial Calibration

Internal Standards	R.T.	QIon	Response	Conc	Units	Dev(Min)
1) Bromochloromethane_(IS)	9.20	130	31698	10.00	ppbV	0.00
25) Difluorobenzene,_1,4-_(IS)	11.38	114	154071	10.00	ppbV	0.01
40) Chlorobenzene,_d-5__(IS)	16.76	117	127756	10.00	ppbV	0.02
System Monitoring Compounds						
52) Bromofluorobenzene_(tune_s	18.95	95	81068	10.42	ppbV	0.02
Spiked Amount 10.000	Range 75 - 125		Recovery = 104.20%			
Target Compounds						Qvalue
2) Dichlorodifluoromethane	3.95	85	173496	10.56	ppbV	100
3) Chloromethane	4.15	50	96008	10.36	ppbV	100
4) Dichlorotetrafluoroethane	4.29	85	273207	10.46	ppbV	99
5) Vinyl_chloride	4.41	62	139231	11.04	ppbV	100
6) Butadiene,_1,3-	4.58	54	109956	11.48	ppbV	100
7) Bromomethane	4.89	94	93737	10.41	ppbV	97
8) Chloroethane	5.10	64	70673	10.48	ppbV	100
9) Bromoethene	5.49	106	33190	11.01	ppbV	98
10) Acetone	5.81	43	151076	11.37	ppbV	98
11) Trichlorofluoromethane	5.95	101	201293	12.39	ppbV	98
12) Dichloroethylene,_1,1-	6.66	61	172910	10.86	ppbV	100
13) Butyl_Alcohol,_tert	6.79	59	79483	11.27	ppbV	100
14) Methylene_chloride	6.81	49	129190	10.13	ppbV	99
15) Chloropropene,_3-	6.94	76	18009	11.01	ppbV	100
16) Trichloro-1,2,2-trifluoroe	7.09	101	236365	10.55	ppbV	98
17) Carbon_disulfide	7.11	76	367565	10.31	ppbV	100
18) Dichloroethylene,_trans-1,	7.84	61	167651	10.41	ppbV	100
19) Dichloroethane,_1,1-	8.07	63	215620	10.46	ppbV	100
20) Methyl-t-butyl_ether	8.13	73	337748	11.10	ppbV	100
21) Methyl_ethyl_ketone	8.53	43	242424	10.75	ppbV	99
22) Dichloroethylene,_cis-1,2-	9.00	61	160686	10.56	ppbV	99
23) Hexane	9.22	57	213924	10.38	ppbV	100
24) Chloroform	9.34	83	206561	10.79	ppbV	100
26) Dichloroethane,_1,2-	10.17	62	121209	10.85	ppbV	97
27) Trichloroethane,_1,1,1-	10.44	97	193414	10.97	ppbV	99
28) Benzene	10.97	78	423396	10.02	ppbV	98
29) Carbon_tetrachloride	11.13	117	175921	10.55	ppbV	100
30) Cyclohexane	11.27	56	223809	9.47	ppbV	99
31) Dichloropropane,_1,2-	11.92	63	148885	9.46	ppbV	99
32) Bromodichloromethane	12.15	83	243460	10.75	ppbV	98
33) Trichloroethylene	12.20	130	176597	9.78	ppbV	96
34) Trimethylpentane,_2,2,4-	12.22	57	258690	9.82	ppbV	98
35) Heptane	12.54	43	248512	10.06	ppbV	99
36) Dichloropropene,_cis-1,3-	13.23	75	229326	9.84	ppbV	99
37) Methyl_isobutyl_ketone	13.26	43	290194	10.73	ppbV	99
38) Dichloropropene,_trans-1,3	13.87	75	219008	10.39	ppbV	99
39) Trichloroethane,_1,1,2-	14.10	97	152854	9.56	ppbV	99
41) Toluene	14.44	91	542765	11.07	ppbV	96
42) Dibromochloromethane	14.98	129	212731	11.37	ppbV	96
43) Dibromoethane,_1,2-	15.30	107	231169	10.88	ppbV	99
44) Tetrachloroethylene	15.91	166	185266	10.58	ppbV	94
45) Chlorobenzene	16.82	112	385487	10.62	ppbV	99
46) Ethylbenzene	17.34	91	650546	11.51	ppbV	97

Quantitation Report (QT Reviewed)

Data Path : C:\MSDChem\1\DATA\Aug06\
Data File : 08031cs02.D
Acq On : 03 Aug 2006 12:05
Operator : .
Sample : 10 ppbv LCS.
Misc : .
ALS Vial : 1 Sample Multiplier: 1

Quant Time: Aug 03 13:42:52 2006
Quant Method : C:\MSDCHEM\1\METHODS\PAL0726.M
Quant Title : TO-15
QLast Update : Tue Aug 01 10:35:23 2006
Response via : Initial Calibration

Internal Standards	R.T.	QIon	Response	Conc	Units	Dev(Min)
47) Xylene,_m_&_p-	17.61	91	1025068	11.45	ppbV	98
48) Bromoform	17.71	171	92387	10.05	ppbV	96
49) Styrene	18.11	104	389000	11.08	ppbV	96
50) Tetrachloroethane,_1,1,2,2	18.26	83	378879	11.47	ppbV	99
51) Xylene,_o-	18.27	91	529213	11.35	ppbV	99
53) Chlorotoluene,_2-	19.90	91	38782	11.00	ppbV	100
54) Ethyltoluene,_4-	20.21	105	652108	11.59	ppbV	98
55) Trimethylbenzene,_1,3,5-	20.34	105	569716	11.63	ppbV	96
56) Trimethylbenzene,_1,2,4-	21.04	105	554150	11.76	ppbV	98
57) Dichlorobenzene,_1,3-	21.30	146	341504	10.84	ppbV	99
58) Dichlorobenzene,_1,4-	21.42	146	339905	10.95	ppbV	100
59) Dichlorobenzene,_1,2-	22.04	146	300477	10.98	ppbV	99
60) Trichlorobenzene,_1,2,4-	25.41	180	188965	10.46	ppbV	95
61) Hexachlorobutadiene	26.17	225	113817	10.70	ppbV	100

(#) = qualifier out of range (m) = manual integration (+) = signals summed

Quantitation Report (QT Reviewed)

Data Path : C:\MSDChem\1\DATA\Aug06\
Data File : 0803lcs02.D
Acq On : 03 Aug 2006 12:05
Operator : .
Sample : 10 ppbv LCS.
Misc : .
ALS Vial : 1 Sample Multiplier: 1

Quant Time: Aug 03 13:42:52 2006
Quant Method : C:\MSDCHEM\1\METHODS\PAL0726.M
Quant Title : TO-15
QLast Update : Tue Aug 01 10:35:23 2006
Response via : Initial Calibration

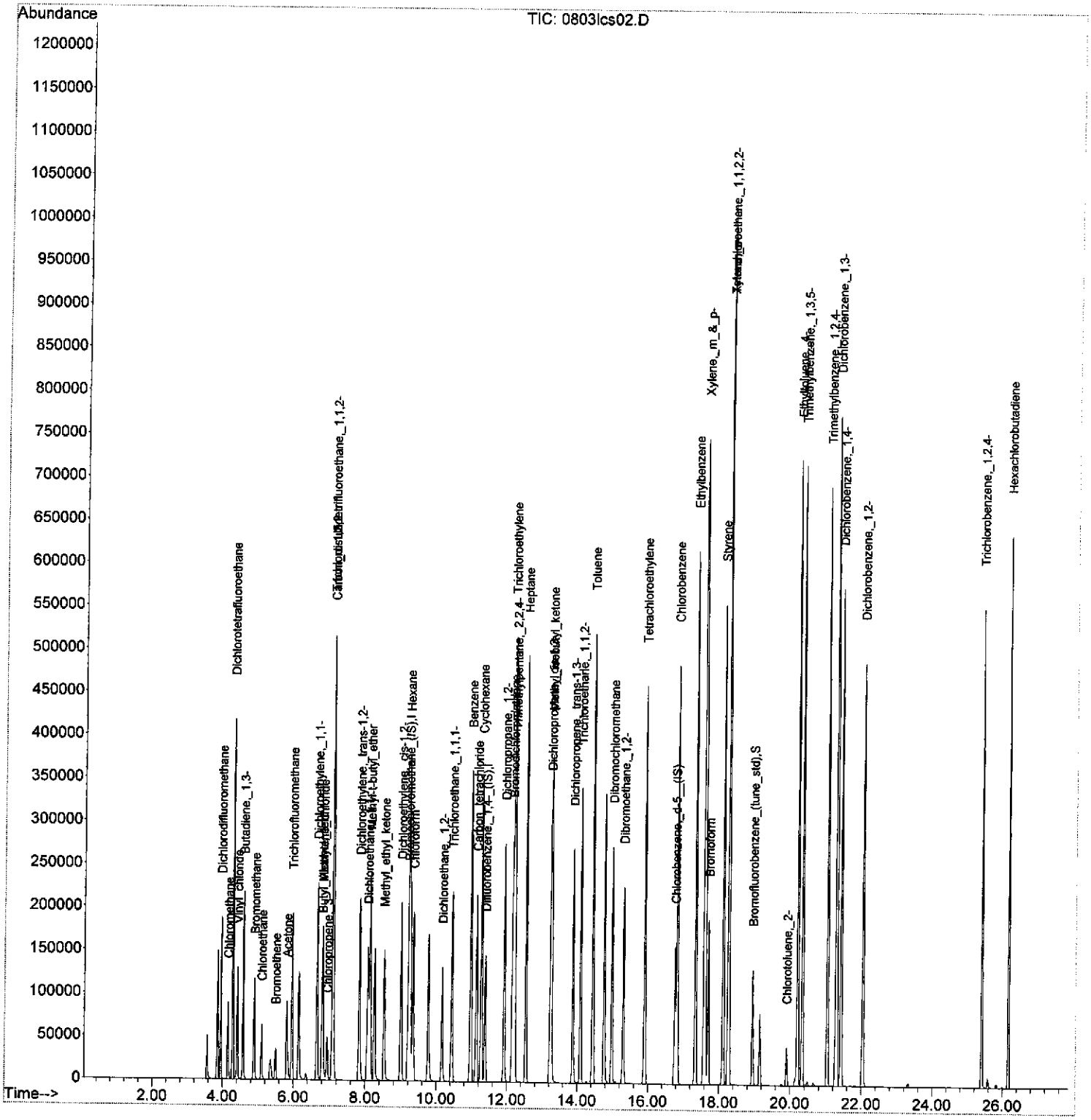

PAL0726.M Wed Sep 20 13:42:20 2006 S1

Laboratory Control Spike

Sample Name: 10 ppb LCS
Spike Amount: 10 ppbv

Data File: 0804LCS01
Date Analyzed: 8/4/2006

Runs with this LCS

BFB Tune [0804bfb]; 10ppbVDCS[0804dcs]; Blank [0804blk];60419-14x25 [080419];60419-16x1000 [080422]

Compound	CAS #	Calculated Amount ppbv	% Recovery
Acetone	67-64-1	19	192 *
Benzene	71-43-2	11	105
Bromodichloromethane	75-27-4	11	106
Bromoethene	593-60-2	11	111
Bromoform	75-25-2	10	104
Bromomethane	74-83-9	11	108
1,3-Butadiene	106-99-0	12	120
tert-Butyl alcohol	75-65-0	12	120
Carbon disulfide	75-15-0	11	110
Carbon tetrachloride	56-23-5	11	108
Chlorobenzene	108-90-7	11	109
Chloroethane	75-00-3	11	110
Chloroform	67-66-3	11	113
Chloromethane	74-87-3	11	110
3-Chloropropene	107-05-1	12	123
2-Chlorotoluene	95-49-8	12	118
Cyclohexane	110-82-7	12	116
Dibromochloromethane	124-48-1	11	107
1,2-Dibromoethane	106-93-4	11	107
1,2-Dichlorobenzene	95-50-1	12	115
1,3-Dichlorobenzene	541-73-1	11	112
1,4-Dichlorobenzene	106-46-7	11	110
Dichlorodifluoromethane	75-71-8	11	107
1,1-Dichloroethane	75-34-3	11	110
1,2-Dichloroethane	107-06-2	12	116
1,1-Dichloroethylene	75-35-4	11	114
cis-1,2-Dichloroethylene	156-59-2	11	113
trans-1,2-Dichloroethylene	156-60-5	11	111
1,2-Dichloropropane	78-87-5	9.9	99
cis-1,3-Dichloropropene	10061-01-5	10	101
trans-1,3-Dichloropropene	10061-02-6	11	111
Dichlorotetrafluoroethane	76-14-2	11	105
Ethylbenzene	100-41-4	12	117
4-Ethyltoluene	622-96-8	13	125
Heptane	142-82-5	10	104
Hexachlorobutadiene	87-68-3	12	117
Hexane	110-54-3	11	111
Methyl ethyl ketone	78-93-3	12	116
Methyl isobutyl ketone	108-10-1	11	114
Methylene chloride	75-09-2	11	109
Methyl-t-butyl ether	1634-04-4	12	116
Styrene	100-42-5	11	114
1,1,2,2-Tetrachloroethane	79-34-5	12	119
Tetrachloroethylene	127-18-4	11	105
Toluene	108-88-3	11	114
1,1,2-Trichloro-1,2,2-trifluoroethane	76-13-1	11	110
1,2,4-Trichlorobenzene	120-82-1	11	109
1,1,1-Trichloroethane	71-55-6	11	110
1,1,2-Trichloroethane	79-00-5	10	101
Trichloroethylene	79-01-6	9.8	98
Trichlorofluoromethane	75-69-4	12	124
1,2,4-Trimethylbenzene	95-63-6	13	126
1,3,5-Trimethylbenzene	108-67-8	12	123
2,2,4-Trimethylpentane	540-84-1	11	106
Vinyl chloride	75-01-4	11	110
m or p-Xylene	1330-20-7	12	122
o-Xylene	95-47-6	12	116

*** LCS recovery must be within 70-130% of the spiked value for 90% of the compounds.**

Quantitation Report (QT Reviewed)

Data Path : C:\MSDChem\1\DATA\Aug06\
Data File : 0804lcs01.D
Acq On : 04 Aug 2006 09:46
Operator : .
Sample : 10 ppbv LCS.
Misc : .
ALS Vial : 1 Sample Multiplier: 1

Quant Time: Aug 04 14:37:10 2006
Quant Method : C:\MSDCHEM\1\METHODS\PAL0726.M
Quant Title : TO-15
QLast Update : Tue Aug 01 10:35:23 2006
Response via : Initial Calibration

Internal Standards	R.T.	QIon	Response	Conc	Units	Dev(Min)
1) Bromochloromethane_(IS)	9.20	130	19130	10.00	ppbV	0.02
25) Difluorobenzene,_1,4-_(IS)	11.39	114	94979	10.00	ppbV	0.02
40) Chlorobenzene,_d-5__(IS)	16.76	117	79502	10.00	ppbV	0.02
System Monitoring Compounds						
52) Bromofluorobenzene_(tune_s	18.94	95	50900	10.51	ppbV	0.02
Spiked Amount 10.000	Range	75 - 125	Recovery	=	105.10%	
Target Compounds						Qvalue
2) Dichlorodifluoromethane	3.95	85	105955	10.69	ppbV	100
3) Chloromethane	4.14	50	61226	10.95	ppbV	100
4) Dichlorotetrafluoroethane	4.28	85	166028	10.53	ppbV	100
5) Vinyl_chloride	4.41	62	83809	11.01	ppbV	100
6) Butadiene,_1,3-	4.57	54	69525	12.02	ppbV	100
7) Bromomethane	4.89	94	58987	10.85	ppbV	98
8) Chloroethane	5.09	64	44856	11.02	ppbV	100
9) Bromoethene	5.49	106	20269	11.14	ppbV	98
10) Acetone	5.81	43	153656	19.16	ppbV	98
11) Trichlorofluoromethane	5.95	101	121927	12.43	ppbV	99
12) Dichloroethylene,_1,1-	6.66	61	109918	11.44	ppbV	98
13) Butyl_Alcohol,_tert	6.80	59	51066	12.00	ppbV	100
14) Methylene_chloride	6.81	49	84174	10.94	ppbV	97
15) Chloropropene,_3-	6.94	76	12121	12.28	ppbV	100
16) Trichloro-1,2,2-trifluoroe	7.09	101	148087	10.95	ppbV	98
17) Carbon_disulfide	7.11	76	236539	10.99	ppbV	100
18) Dichloroethylene,_trans-1,	7.84	61	108041	11.12	ppbV	99
19) Dichloroethane,_1,1-	8.07	63	137423	11.05	ppbV	99
20) Methyl-t-butyl_ether	8.14	73	213709	11.64	ppbV	100
21) Methyl_ethyl_ketone	8.53	43	158534	11.64	ppbV	99
22) Dichloroethylene,_cis-1,2-	9.00	61	103414	11.27	ppbV	98
23) Hexane	9.22	57	138282	11.12	ppbV	100
24) Chloroform	9.35	83	130777	11.32	ppbV	100
26) Dichloroethane,_1,2-	10.18	62	79863	11.60	ppbV	98
27) Trichloroethane,_1,1,1-	10.44	97	119466	10.99	ppbV	98
28) Benzene	10.98	78	274237	10.53	ppbV	98
29) Carbon_tetrachloride	11.14	117	111599	10.85	ppbV	98
30) Cyclohexane	11.28	56	169775	11.65	ppbV	100
31) Dichloropropane,_1,2-	11.93	63	96318	9.93	ppbV	99
32) Bromodichloromethane	12.15	83	148770	10.65	ppbV	99
33) Trichloroethylene	12.20	130	108766	9.77	ppbV	96
34) Trimethylpentane,_2,2,4-	12.23	57	171175	10.55	ppbV	98
35) Heptane	12.54	43	159196	10.45	ppbV	100
36) Dichloropropene,_cis-1,3-	13.23	75	144707	10.08	ppbV	99
37) Methyl_isobutyl_ketone	13.26	43	190972	11.45	ppbV	99
38) Dichloropropene,_trans-1,3	13.88	75	144183	11.10	ppbV	99
39) Trichloroethane,_1,1,2-	14.09	97	99755	10.12	ppbV	96
41) Toluene	14.44	91	347401	11.39	ppbV	96
42) Dibromochloromethane	14.99	129	124480	10.69	ppbV	98
43) Dibromoethane,_1,2-	15.30	107	141511	10.70	ppbV	99
44) Tetrachloroethylene	15.90	166	113959	10.46	ppbV	96
45) Chlorobenzene	16.82	112	245277	10.86	ppbV	100
46) Ethylbenzene	17.34	91	412214	11.72	ppbV	97

Quantitation Report (QT Reviewed)

Data Path : C:\MSDChem\1\DATA\Aug06\
Data File : 0804lcs01.D
Acq On : 04 Aug 2006 09:46
Operator : .
Sample : 10 ppbv LCS.
Misc : .
ALS Vial : 1 Sample Multiplier: 1

Quant Time: Aug 04 14:37:10 2006
Quant Method : C:\MSDCHEM\1\METHODS\PAL0726.M
Quant Title : TO-15
QLast Update : Tue Aug 01 10:35:23 2006
Response via : Initial Calibration

Internal Standards	R.T.	QIon	Response	Conc	Units	Dev(Min)
47) Xylene,_m_&_p-	17.61	91	677687	12.16	ppbV	97
48) Bromoform	17.70	171	59366	10.38	ppbV	96
49) Styrene	18.11	104	249596	11.42	ppbV	96
50) Tetrachloroethane,_1,1,2,2	18.26	83	244143	11.88	ppbV	100
51) Xylene,_o-	18.27	91	335042	11.55	ppbV	99
53) Chlorotoluene,_2-	19.90	91	25804	11.76	ppbV	100
54) Ethyltoluene,_4-	20.20	105	438026	12.51	ppbV	98
55) Trimethylbenzene,_1,3,5-	20.34	105	373982	12.27	ppbV	96
56) Trimethylbenzene,_1,2,4-	21.04	105	368666	12.57	ppbV	97
57) Dichlorobenzene,_1,3-	21.29	146	220218	11.24	ppbV	99
58) Dichlorobenzene,_1,4-	21.42	146	213426	11.05	ppbV	100
59) Dichlorobenzene,_1,2-	22.04	146	195980	11.51	ppbV	99
60) Trichlorobenzene,_1,2,4-	25.41	180	122189	10.87	ppbV	97
61) Hexachlorobutadiene	26.17	225	77293	11.68	ppbV	99

(#) = qualifier out of range (m) = manual integration (+) = signals summed

Quantitation Report (QT Reviewed)

Data Path : C:\MSDChem\1\DATA\Aug06\
Data File : 0804lcs01.D
Acq On : 04 Aug 2006 09:46
Operator : .
Sample : 10 ppbv LCS.
Misc : .
ALS Vial : 1 Sample Multiplier: 1

Quant Time: Aug 04 14:37:10 2006
Quant Method : C:\MSDCHEM\1\METHODS\PAL0726.M
Quant Title : TO-15
QLast Update : Tue Aug 01 10:35:23 2006
Response via : Initial Calibration

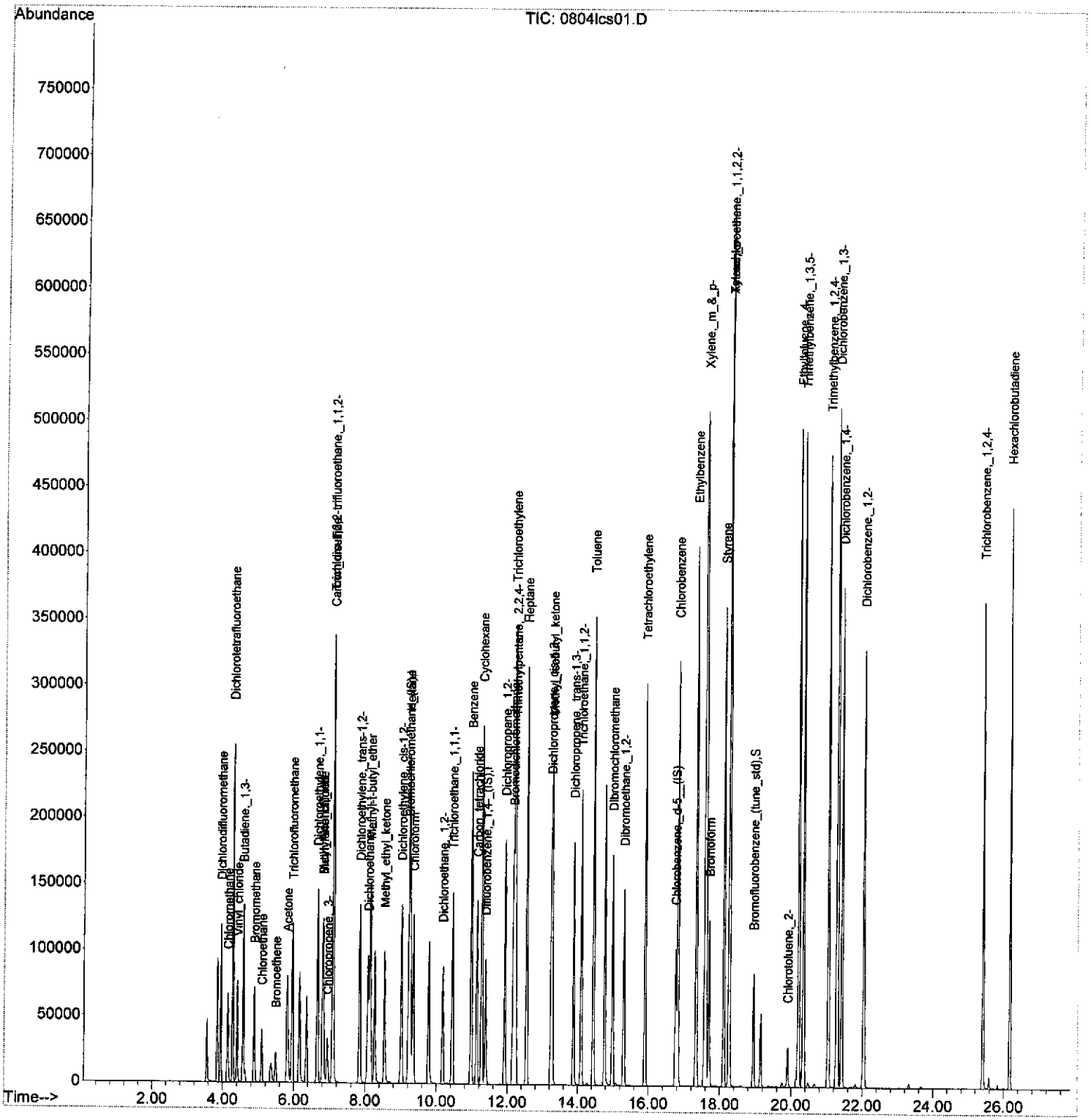

PAL0726.M Wed Sep 20 13:43:18 2006 S1

Laboratory Control Spike

Sample Name: 10 ppb LCS
Spike Amount: 10 ppbv

Data File: 0804LCS02
Date Analyzed: 8/4/2006

Runs with this LCS

BFB Tune [0804bfb]; 10ppbVDCS[0804dcs]; Blank [0804blk];60419-14x25 [080419];60419-16x1000 [080422]

Compound	CAS #	Calculated Amount ppbv	% Recovery
Acetone	67-64-1	12	119
Benzene	71-43-2	11	106
Bromodichloromethane	75-27-4	10	104
Bromoethene	593-60-2	11	113
Bromoform	75-25-2	11	105
Bromomethane	74-83-9	11	107
1,3-Butadiene	106-99-0	12	119
tert-Butyl alcohol	75-65-0	12	116
Carbon disulfide	75-15-0	11	106
Carbon tetrachloride	56-23-5	11	109
Chlorobenzene	108-90-7	11	108
Chloroethane	75-00-3	11	106
Chloroform	67-66-3	11	113
Chloromethane	74-87-3	11	106
3-Chloropropene	107-05-1	12	115
2-Chlorotoluene	95-49-8	11	112
Cyclohexane	110-82-7	10	100
Dibromochloromethane	124-48-1	11	108
1,2-Dibromoethane	106-93-4	11	107
1,2-Dichlorobenzene	95-50-1	11	110
1,3-Dichlorobenzene	541-73-1	11	109
1,4-Dichlorobenzene	106-46-7	11	107
Dichlorodifluoromethane	75-71-8	11	108
1,1-Dichloroethane	75-34-3	11	109
1,2-Dichloroethane	107-06-2	11	114
1,1-Dichloroethylene	75-35-4	11	111
cis-1,2-Dichloroethylene	156-59-2	11	110
trans-1,2-Dichloroethylene	156-60-5	11	110
1,2-Dichloropropane	78-87-5	10.0	100
cis-1,3-Dichloropropene	10061-01-5	10	101
trans-1,3-Dichloropropene	10061-02-6	11	106
Dichlorotetrafluoroethane	76-14-2	10	102
Ethylbenzene	100-41-4	11	114
4-Ethyltoluene	622-96-8	12	121
Heptane	142-82-5	11	105
Hexachlorobutadiene	87-68-3	11	114
Hexane	110-54-3	11	110
Methyl ethyl ketone	78-93-3	11	111
Methyl isobutyl ketone	108-10-1	11	113
Methylene chloride	75-09-2	11	107
Methyl-t-butyl ether	1634-04-4	12	116
Styrene	100-42-5	12	116
1,1,2,2-Tetrachloroethane	79-34-5	12	117
Tetrachloroethylene	127-18-4	11	106
Toluene	108-88-3	11	110
1,1,2-Trichloro-1,2,2-trifluoroethane	76-13-1	11	111
1,2,4-Trichlorobenzene	120-82-1	11	108
1,1,1-Trichloroethane	71-55-6	11	112
1,1,2-Trichloroethane	79-00-5	10.0	100
Trichloroethylene	79-01-6	9.8	98
Trichlorofluoromethane	75-69-4	13	126
1,2,4-Trimethylbenzene	95-63-6	12	120
1,3,5-Trimethylbenzene	108-67-8	12	121
2,2,4-Trimethylpentane	540-84-1	10	103
Vinyl chloride	75-01-4	11	110
m or p-Xylene	1330-20-7	6.3	63 *
o-Xylene	95-47-6	12	116

*** LCS recovery must be within 70-130% of the spiked value for 90% of the compounds.**

Quantitation Report (QT Reviewed)

Data Path : C:\MSDChem\1\DATA\Aug06\
Data File : 0804lcs02.D
Acq On : 04 Aug 2006 10:31
Operator : .
Sample : 10 ppbv LCS.
Misc : .
ALS Vial : 1 Sample Multiplier: 1

Quant Time: Aug 04 14:38:54 2006
Quant Method : C:\MSDCHEM\1\METHODS\PAL0726.M
Quant Title : TO-15
QLast Update : Tue Aug 01 10:35:23 2006
Response via : Initial Calibration

Internal Standards	R.T.	QIon	Response	Conc	Units	Dev(Min)
1) Bromochloromethane_(IS)	9.20	130	20789	10.00	ppbV	0.01
25) Difluorobenzene,_1,4-_(IS)	11.38	114	102014	10.00	ppbV	0.00
40) Chlorobenzene,_d-5__(IS)	16.76	117	85971	10.00	ppbV	0.02
System Monitoring Compounds						
52) Bromofluorobenzene_(tune_s	18.94	95	52305	9.99	ppbV	0.01
Spiked Amount 10.000	Range	75 - 125	Recovery	=	99.90%	
Target Compounds						Qvalue
2) Dichlorodifluoromethane	3.94	85	115979	10.76	ppbV	100
3) Chloromethane	4.14	50	64651	10.64	ppbV	100
4) Dichlorotetrafluoroethane	4.28	85	174037	10.16	ppbV	100
5) Vinyl_chloride	4.40	62	91412	11.05	ppbV	100
6) Butadiene,_1,3-	4.57	54	74577	11.87	ppbV	99
7) Bromomethane	4.88	94	63301	10.72	ppbV	98
8) Chloroethane	5.09	64	46856	10.59	ppbV	100
9) Bromoethene	5.48	106	22256	11.26	ppbV	98
10) Acetone	5.80	43	103487	11.87	ppbV	98
11) Trichlorofluoromethane	5.95	101	133719	12.55	ppbV	99
12) Dichloroethylene,_1,1-	6.65	61	116237	11.13	ppbV	98
13) Butyl_Alcohol,_tert	6.79	59	53709	11.62	ppbV	100
14) Methylene_chloride	6.81	49	89533	10.71	ppbV	98
15) Chloropropene,_3-	6.94	76	12362	11.52	ppbV	100
16) Trichloro-1,2,2-trifluoroe	7.09	101	162625	11.07	ppbV	98
17) Carbon_disulfide	7.10	76	248461	10.62	ppbV	100
18) Dichloroethylene,_trans-1,	7.84	61	115857	10.97	ppbV	99
19) Dichloroethane,_1,1-	8.07	63	147268	10.89	ppbV	100
20) Methyl-t-butyl_ether	8.13	73	230850	11.57	ppbV	100
21) Methyl_ethyl_ketone	8.53	43	164883	11.14	ppbV	99
22) Dichloroethylene,_cis-1,2-	9.00	61	109311	10.96	ppbV	99
23) Hexane	9.23	57	147953	10.95	ppbV	100
24) Chloroform	9.34	83	142060	11.32	ppbV	100
26) Dichloroethane,_1,2-	10.17	62	84031	11.36	ppbV	97
27) Trichloroethane,_1,1,1-	10.44	97	131381	11.25	ppbV	98
28) Benzene	10.97	78	295293	10.56	ppbV	97
29) Carbon_tetrachloride	11.13	117	120836	10.94	ppbV	99
30) Cyclohexane	11.28	56	156935	10.03	ppbV	100
31) Dichloropropane,_1,2-	11.92	63	103894	9.97	ppbV	99
32) Bromodichloromethane	12.15	83	156537	10.43	ppbV	99
33) Trichloroethylene	12.19	130	116856	9.77	ppbV	96
34) Trimethylpentane,_2,2,4-	12.23	57	178893	10.26	ppbV	98
35) Heptane	12.54	43	172333	10.53	ppbV	99
36) Dichloropropene,_cis-1,3-	13.23	75	155957	10.11	ppbV	99
37) Methyl_isobutyl_ketone	13.26	43	202794	11.33	ppbV	99
38) Dichloropropene,_trans-1,3	13.88	75	148400	10.63	ppbV	99
39) Trichloroethane,_1,1,2-	14.09	97	105495	9.97	ppbV	96
41) Toluene	14.44	91	362897	11.00	ppbV	97
42) Dibromochloromethane	14.98	129	136450	10.84	ppbV	98
43) Dibromoethane,_1,2-	15.30	107	153554	10.74	ppbV	99
44) Tetrachloroethylene	15.90	166	124762	10.59	ppbV	95
45) Chlorobenzene	16.81	112	264199	10.82	ppbV	99
46) Ethylbenzene	17.34	91	435249	11.45	ppbV	97

Quantitation Report (QT Reviewed)

Data Path : C:\MSDChem\1\DATA\Aug06\
Data File : 0804lcs02.D
Acq On : 04 Aug 2006 10:31
Operator : .
Sample : 10 ppbv LCS.
Misc : .
ALS Vial : 1 Sample Multiplier: 1

Quant Time: Aug 04 14:38:54 2006
Quant Method : C:\MSDCHEM\1\METHODS\PAL0726.M
Quant Title : TO-15
QLast Update : Tue Aug 01 10:35:23 2006
Response via : Initial Calibration

Internal Standards	R.T.	QIon	Response	Conc	Units	Dev(Min)
47) Xylene,_m_&_p-	17.59	91	381376	6.33	ppbV #	73
48) Bromoform	17.70	171	64795	10.47	ppbV	96
49) Styrene	18.11	104	273749	11.58	ppbV	96
50) Tetrachloroethane,_1,1,2,2	18.26	83	259526	11.68	ppbV	99
51) Xylene,_o-	18.27	91	362404	11.55	ppbV	99
53) Chlorotoluene,_2-	19.90	91	26559	11.19	ppbV	100
54) Ethyltoluene,_4-	20.20	105	459203	12.13	ppbV	98
55) Trimethylbenzene,_1,3,5-	20.34	105	398981	12.10	ppbV	96
56) Trimethylbenzene,_1,2,4-	21.04	105	380399	11.99	ppbV	98
57) Dichlorobenzene,_1,3-	21.29	146	231605	10.93	ppbV	99
58) Dichlorobenzene,_1,4-	21.41	146	223648	10.71	ppbV	100
59) Dichlorobenzene,_1,2-	22.04	146	203291	11.04	ppbV	99
60) Trichlorobenzene,_1,2,4-	25.41	180	131012	10.78	ppbV	97
61) Hexachlorobutadiene	26.17	225	81398	11.37	ppbV	99

(#) = qualifier out of range (m) = manual integration (+) = signals summed

Quantitation Report (QT Reviewed)

Data Path : C:\MSDChem\1\DATA\Aug06\
Data File : 0804lcs02.D
Acq On : 04 Aug 2006 10:31
Operator : .
Sample : 10 ppbv LCS.
Misc : .
ALS Vial : 1 Sample Multiplier: 1

Quant Time: Aug 04 14:38:54 2006
Quant Method : C:\MSDCHEM\1\METHODS\PAL0726.M
Quant Title : TO-15
QLast Update : Tue Aug 01 10:35:23 2006
Response via : Initial Calibration

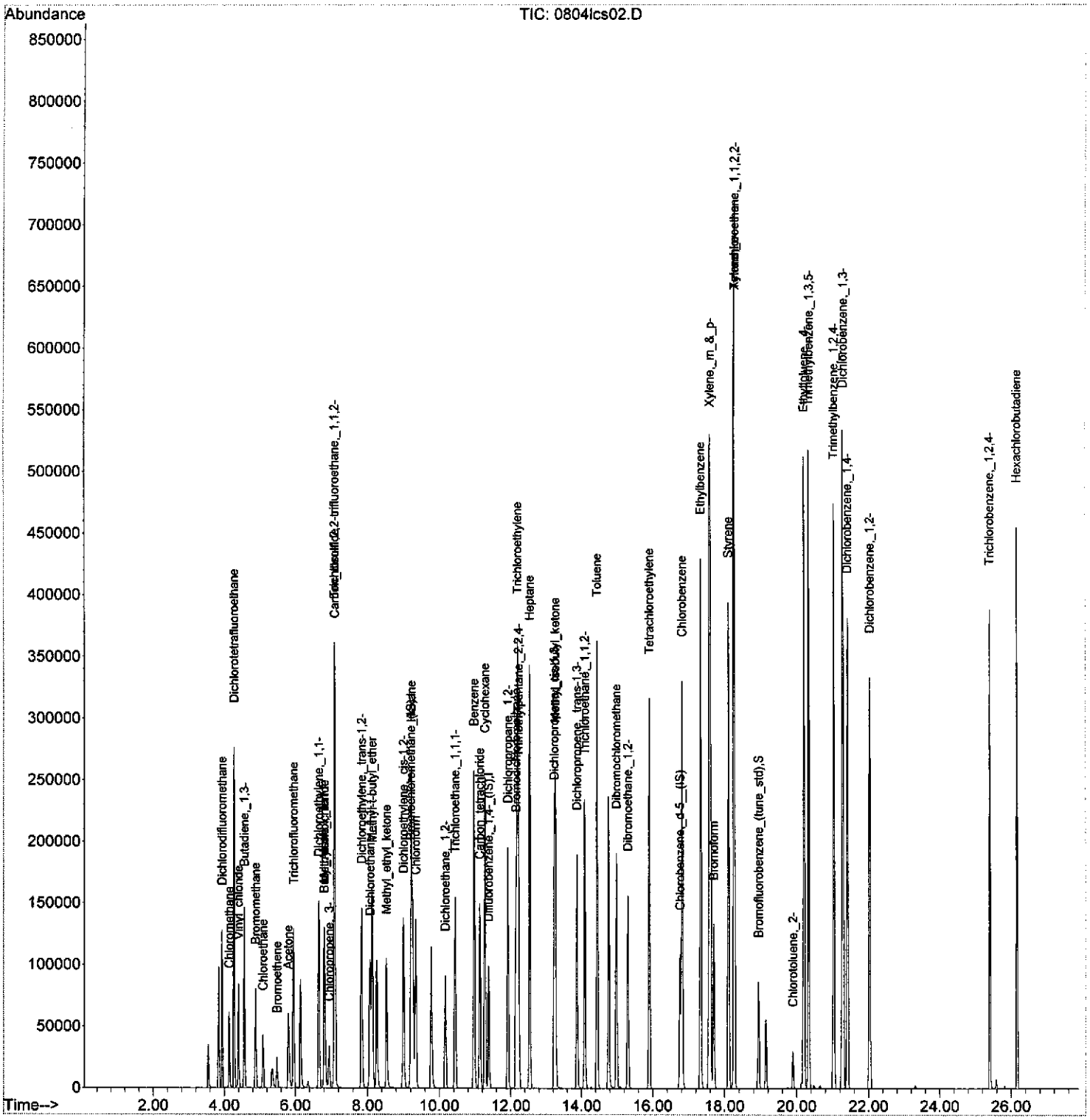

Laboratory Control Spike

Sample Name: 10 ppb LCS
Spike Amount: 10 ppbv

Data File: 0807LCS01
Date Analyzed: 8/7/2006

Runs with this LCS
BFB Tune [0807bfb]; 10ppbVDCS[0807dcs]; Blank [0807blk];60419-01x25 [080701];60419-02x25 [080703];60419-07x1000 [080705];60419-11x1000 [080707];60419-12x1000 [080709];60419-13 [080712];60419-13x25 [080711];60419-14 [080714];60419-16x25 [080716]

Compound	CAS #	Calculated Amount ppbv	% Recovery
Acetone	67-64-1	13	130
Benzene	71-43-2	11	106
Bromodichloromethane	75-27-4	12	118
Bromoethene	593-60-2	11	111
Bromoform	75-25-2	11	107
Bromomethane	74-83-9	11	107
1,3-Butadiene	106-99-0	13	126
tert-Butyl alcohol	75-65-0	12	121
Carbon disulfide	75-15-0	11	108
Carbon tetrachloride	56-23-5	12	120
Chlorobenzene	108-90-7	11	108
Chloroethane	75-00-3	11	105
Chloroform	67-66-3	12	122
Chloromethane	74-87-3	10	104
3-Chloropropene	107-05-1	12	115
2-Chlorotoluene	95-49-8	11	111
Cyclohexane	110-82-7	10	101
Dibromochloromethane	124-48-1	12	119
1,2-Dibromoethane	106-93-4	11	110
1,2-Dichlorobenzene	95-50-1	11	112
1,3-Dichlorobenzene	541-73-1	11	112
1,4-Dichlorobenzene	106-46-7	11	110
Dichlorodifluoromethane	75-71-8	12	123
1,1-Dichloroethane	75-34-3	11	111
1,2-Dichloroethane	107-06-2	13	127
1,1-Dichloroethylene	75-35-4	12	117
cis-1,2-Dichloroethylene	156-59-2	11	110
trans-1,2-Dichloroethylene	156-60-5	11	112
1,2-Dichloropropane	78-87-5	9.9	99
cis-1,3-Dichloropropene	10061-01-5	11	107
trans-1,3-Dichloropropene	10061-02-6	11	113
Dichlorotetrafluoroethane	76-14-2	11	109
Ethylbenzene	100-41-4	11	112
4-Ethyltoluene	622-96-8	12	121
Heptane	142-82-5	10	104
Hexachlorobutadiene	87-68-3	12	115
Hexane	110-54-3	11	106
Methyl ethyl ketone	78-93-3	11	108
Methyl isobutyl ketone	108-10-1	11	111
Methylene chloride	75-09-2	11	107
Methyl-t-butyl ether	1634-04-4	12	119
Styrene	100-42-5	11	111
1,1,2,2-Tetrachloroethane	79-34-5	12	117
Tetrachloroethylene	127-18-4	11	113
Toluene	108-88-3	11	108
1,1,2-Trichloro-1,2,2-trifluoroethane	76-13-1	11	112
1,2,4-Trichlorobenzene	120-82-1	11	109
1,1,1-Trichloroethane	71-55-6	13	128
1,1,2-Trichloroethane	79-00-5	10	101
Trichloroethylene	79-01-6	11	106
Trichlorofluoromethane	75-69-4	14	140 *
1,2,4-Trimethylbenzene	95-63-6	12	117
1,3,5-Trimethylbenzene	108-67-8	12	121
2,2,4-Trimethylpentane	540-84-1	10	103
Vinyl chloride	75-01-4	11	113
m or p-Xylene	1330-20-7	12	115
o-Xylene	95-47-6	12	115

*** LCS recovery must be within 70-130% of the spiked value for 90% of the compounds.**

Quantitation Report (QT Reviewed)

Data Path : C:\MSDChem\1\DATA\Aug06\
Data File : 0807lcs01.D
Acq On : 07 Aug 2006 10:33
Operator : .
Sample : 10 ppbv LCS.
Misc : .
ALS Vial : 1 Sample Multiplier: 1

Quant Time: Aug 07 11:24:29 2006
Quant Method : C:\MSDCHEM\1\METHODS\PAL0726.M
Quant Title : TO-15
QLast Update : Mon Aug 07 10:49:25 2006
Response via : Initial Calibration

Internal Standards	R.T.	QIon	Response	Conc	Units	Dev(Min)
1) Bromochloromethane_(IS)	9.19	130	29588	10.00	ppbV	0.00
25) Difluorobenzene,_1,4-_(IS)	11.37	114	141795	10.00	ppbV	0.00
40) Chlorobenzene,_d-5__(IS)	16.75	117	123064	10.00	ppbV	0.00
System Monitoring Compounds						
52) Bromofluorobenzene_(tune_s	18.93	95	74687	9.96	ppbV	0.00
Spiked Amount 10.000	Range	75 - 125	Recovery	=	99.60%	
Target Compounds						Qvalue
2) Dichlorodifluoromethane	3.94	85	188117	12.27	ppbV	99
3) Chloromethane	4.14	50	89874	10.39	ppbV	100
4) Dichlorotetrafluoroethane	4.27	85	265943	10.90	ppbV	99
5) Vinyl_chloride	4.40	62	132733	11.28	ppbV	100
6) Butadiene,_1,3-	4.56	54	112670	12.60	ppbV	99
7) Bromomethane	4.88	94	90255	10.74	ppbV	97
8) Chloroethane	5.08	64	65928	10.47	ppbV	100
9) Bromoethene	5.48	106	31321	11.13	ppbV	97
10) Acetone	5.80	43	161899	13.05	ppbV	98
11) Trichlorofluoromethane	5.94	101	211974	13.98	ppbV	97
12) Dichloroethylene,_1,1-	6.65	61	173875	11.70	ppbV	100
13) Butyl_Alcohol,_tert	6.79	59	79560	12.09	ppbV	100
14) Methylene_chloride	6.81	49	127358	10.70	ppbV	98
15) Chloropropene,_3-	6.93	76	17547	11.49	ppbV	100
16) Trichloro-1,2,2-trifluoroe	7.09	101	234163	11.20	ppbV	99
17) Carbon_disulfide	7.10	76	358845	10.78	ppbV #	98
18) Dichloroethylene,_trans-1,	7.83	61	168204	11.19	ppbV	100
19) Dichloroethane,_1,1-	8.06	63	213540	11.10	ppbV	100
20) Methyl-t-butyl_ether	8.13	73	336393	11.85	ppbV	99
21) Methyl_ethyl_ketone	8.52	43	228344	10.84	ppbV	100
22) Dichloroethylene,_cis-1,2-	9.00	61	155462	10.95	ppbV	98
23) Hexane	9.22	57	203224	10.56	ppbV	100
24) Chloroform	9.34	83	217922	12.20	ppbV	99
26) Dichloroethane,_1,2-	10.16	62	130152	12.66	ppbV #	80
27) Trichloroethane,_1,1,1-	10.44	97	207571	12.79	ppbV	98
28) Benzene	10.96	78	410197	10.55	ppbV #	84
29) Carbon_tetrachloride	11.12	117	184416	12.01	ppbV	99
30) Cyclohexane	11.27	56	219320	10.08	ppbV	100
31) Dichloropropane,_1,2-	11.91	63	142853	9.87	ppbV	97
32) Bromodichloromethane	12.14	83	245810	11.79	ppbV	98
33) Trichloroethylene	12.19	130	175883	10.58	ppbV	95
34) Trimethylpentane,_2,2,4-	12.21	57	248734	10.26	ppbV	97
35) Heptane	12.53	43	236080	10.38	ppbV	100
36) Dichloropropene,_cis-1,3-	13.22	75	229972	10.73	ppbV	99
37) Methyl_isobutyl_ketone	13.26	43	276710	11.12	ppbV	99
38) Dichloropropene,_trans-1,3	13.86	75	219664	11.32	ppbV	99
39) Trichloroethane,_1,1,2-	14.08	97	147913	10.06	ppbV	98
41) Toluene	14.43	91	509323	10.79	ppbV	97
42) Dibromochloromethane	14.97	129	213672	11.86	ppbV	96
43) Dibromoethane,_1,2-	15.29	107	225237	11.00	ppbV	100
44) Tetrachloroethylene	15.89	166	190278	11.28	ppbV	94
45) Chlorobenzene	16.81	112	379421	10.85	ppbV	99
46) Ethylbenzene	17.33	91	610460	11.21	ppbV	98

Quantitation Report (QT Reviewed)

Data Path : C:\MSDChem\1\DATA\Aug06\
Data File : 0807lcs01.D
Acq On : 07 Aug 2006 10:33
Operator : .
Sample : 10 ppbv LCS.
Misc : .
ALS Vial : 1 Sample Multiplier: 1

Quant Time: Aug 07 11:24:29 2006
Quant Method : C:\MSDCHEM\1\METHODS\PAL0726.M
Quant Title : TO-15
QLast Update : Mon Aug 07 10:49:25 2006
Response via : Initial Calibration

Internal Standards	R.T.	QIon	Response	Conc Units	Dev(Min)
47) Xylene,_m_&_p-	17.58	91	995024	11.54 ppbV	98
48) Bromoform	17.69	171	94990	10.73 ppbV #	78
49) Styrene	18.10	104	376224	11.12 ppbV	94
50) Tetrachloroethane,_1,1,2,2	18.25	83	372671	11.72 ppbV	99
51) Xylene,_o-	18.26	91	514700	11.46 ppbV	100
53) Chlorotoluene,_2-	19.88	91	37774	11.12 ppbV	99
54) Ethyltoluene,_4-	20.19	105	656982	12.12 ppbV	99
55) Trimethylbenzene,_1,3,5-	20.32	105	570527	12.09 ppbV	97
56) Trimethylbenzene,_1,2,4-	21.02	105	532324	11.72 ppbV	99
57) Dichlorobenzene,_1,3-	21.28	146	338999	11.17 ppbV	99
58) Dichlorobenzene,_1,4-	21.40	146	330418	11.05 ppbV	99
59) Dichlorobenzene,_1,2-	22.02	146	295397	11.21 ppbV	98
60) Trichlorobenzene,_1,2,4-	25.40	180	189346	10.88 ppbV	95
61) Hexachlorobutadiene	26.16	225	118115	11.53 ppbV	99

(#) = qualifier out of range (m) = manual integration (+) = signals summed

Quantitation Report (QT Reviewed)

Data Path : C:\MSDChem\1\DATA\Aug06\
Data File : 0807lcs01.D
Acq On : 07 Aug 2006 10:33
Operator : .
Sample : 10 ppbv LCS.
Misc : .
ALS Vial : 1 Sample Multiplier: 1

Quant Time: Aug 07 11:24:29 2006
Quant Method : C:\MSDCHEM\1\METHODS\PAL0726.M
Quant Title : TO-15
QLast Update : Mon Aug 07 10:49:25 2006
Response via : Initial Calibration

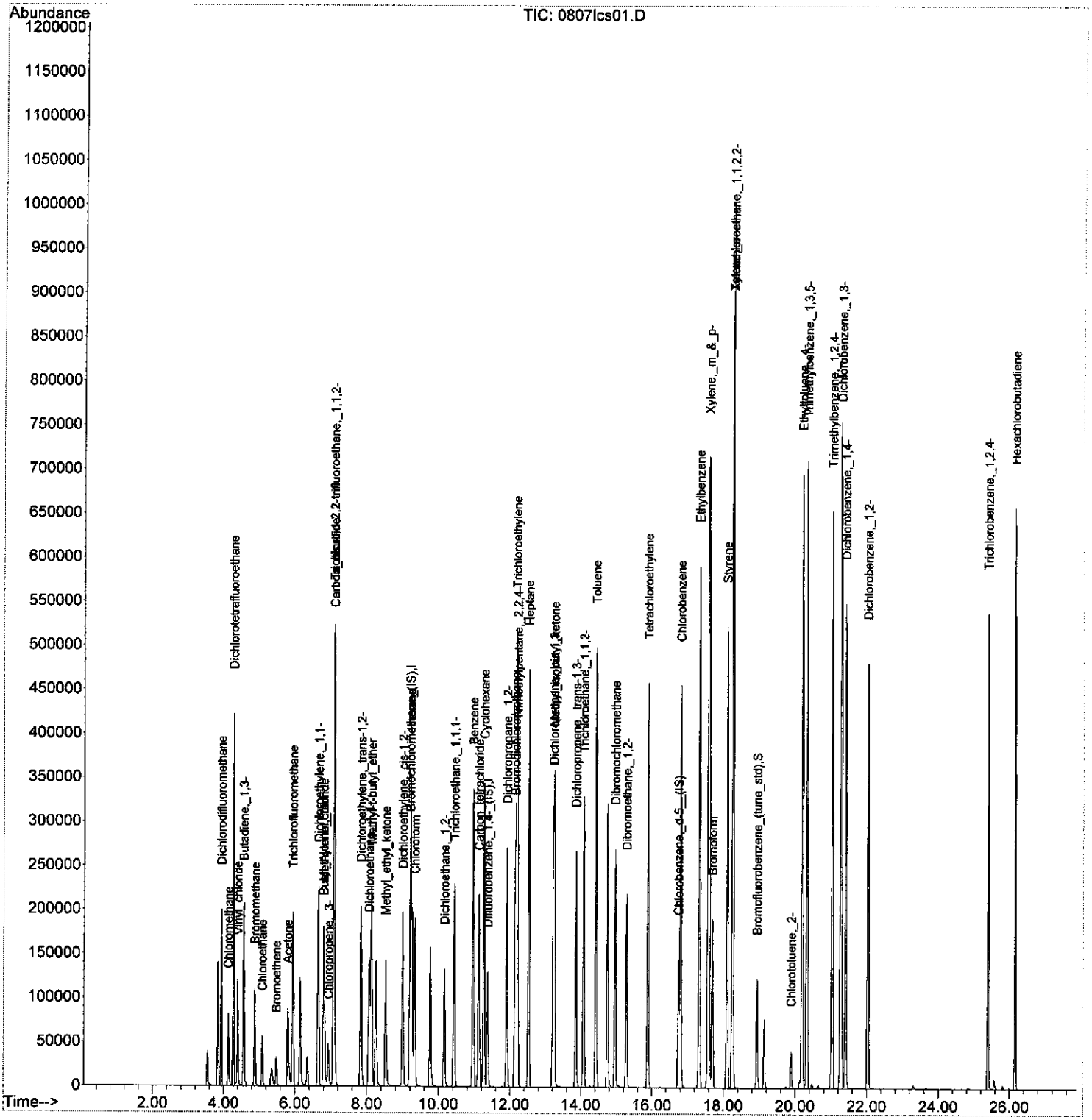

PAL0726.M Wed Sep 20 13:44:44 2006 S1

Laboratory Control Spike

Sample Name: 10 ppb LCS
Spike Amount: 10 ppbv

Data File: 0807LCS02
Date Analyzed: 8/7/2006

Runs with this LCS
BFB Tune [0807bfb]; 10ppbVDCS[0807dcs]; Blank [0807blk];60419-01x25 [080701];60419-02x25 [080703];60419-07x1000 [080705];60419-11x1000 [080707];60419-12x1000 [080709];60419-13 [080712];60419-13x25 [080711];60419-14 [080714];60419-16x25 [080716]

Compound	CAS #	Calculated Amount ppbv	% Recovery
Acetone	67-64-1	12	119
Benzene	71-43-2	11	106
Bromodichloromethane	75-27-4	12	119
Bromoethene	593-60-2	11	110
Bromoform	75-25-2	11	110
Bromomethane	74-83-9	11	106
1,3-Butadiene	106-99-0	12	119
tert-Butyl alcohol	75-65-0	12	121
Carbon disulfide	75-15-0	11	109
Carbon tetrachloride	56-23-5	12	120
Chlorobenzene	108-90-7	11	113
Chloroethane	75-00-3	10	102
Chloroform	67-66-3	12	116
Chloromethane	74-87-3	10	104
3-Chloropropene	107-05-1	11	112
2-Chlorotoluene	95-49-8	11	114
Cyclohexane	110-82-7	9.8	98
Dibromochloromethane	124-48-1	12	117
1,2-Dibromoethane	106-93-4	11	110
1,2-Dichlorobenzene	95-50-1	12	117
1,3-Dichlorobenzene	541-73-1	12	115
1,4-Dichlorobenzene	106-46-7	12	115
Dichlorodifluoromethane	75-71-8	12	120
1,1-Dichloroethane	75-34-3	11	110
1,2-Dichloroethane	107-06-2	12	124
1,1-Dichloroethylene	75-35-4	12	116
cis-1,2-Dichloroethylene	156-59-2	11	112
trans-1,2-Dichloroethylene	156-60-5	11	111
1,2-Dichloropropane	78-87-5	9.9	99
cis-1,3-Dichloropropene	10061-01-5	11	106
trans-1,3-Dichloropropene	10061-02-6	11	113
Dichlorotetrafluoroethane	76-14-2	11	106
Ethylbenzene	100-41-4	12	116
4-Ethyltoluene	622-96-8	12	122
Heptane	142-82-5	10	104
Hexachlorobutadiene	87-68-3	12	120
Hexane	110-54-3	11	105
Methyl ethyl ketone	78-93-3	11	111
Methyl isobutyl ketone	108-10-1	11	112
Methylene chloride	75-09-2	11	106
Methyl-t-butyl ether	1634-04-4	12	119
Styrene	100-42-5	12	115
1,1,2,2-Tetrachloroethane	79-34-5	12	123
Tetrachloroethylene	127-18-4	12	117
Toluene	108-88-3	11	111
1,1,2-Trichloro-1,2,2-trifluoroethane	76-13-1	11	111
1,2,4-Trichlorobenzene	120-82-1	12	116
1,1,1-Trichloroethane	71-55-6	12	123
1,1,2-Trichloroethane	79-00-5	10	103
Trichloroethylene	79-01-6	11	106
Trichlorofluoromethane	75-69-4	14	136 *
1,2,4-Trimethylbenzene	95-63-6	12	123
1,3,5-Trimethylbenzene	108-67-8	12	121
2,2,4-Trimethylpentane	540-84-1	10	104
Vinyl chloride	75-01-4	11	110
m or p-Xylene	1330-20-7	12	121
o-Xylene	95-47-6	12	119

*** LCS recovery must be within 70-130% of the spiked value for 90% of the compounds.**

Quantitation Report (QT Reviewed)

Data Path : C:\MSDChem\1\DATA\Aug06\
Data File : 08071cs02.D
Acq On : 07 Aug 2006 11:18
Operator : .
Sample : 10 ppbv LCS.
Misc : .
ALS Vial : 1 Sample Multiplier: 1

Quant Time: Aug 07 14:37:57 2006
Quant Method : C:\MSDCHEM\1\METHODS\PAL0726.M
Quant Title : TO-15
QLast Update : Mon Aug 07 10:49:25 2006
Response via : Initial Calibration

Internal Standards	R.T.	QIon	Response	Conc	Units	Dev(Min)
1) Bromochloromethane_(IS)	9.19	130	27410	10.00	ppbV	0.00
25) Difluorobenzene,_1,4-_(IS)	11.37	114	132205	10.00	ppbV	0.00
40) Chlorobenzene,_d-5__(IS)	16.75	117	112903	10.00	ppbV	0.00
System Monitoring Compounds						
52) Bromofluorobenzene_(tune_s	18.93	95	71050	10.33	ppbV	0.00
Spiked Amount 10.000	Range 75 - 125		Recovery = 103.30%			
Target Compounds						Qvalue
2) Dichlorodifluoromethane	3.94	85	170890	12.03	ppbV	100
3) Chloromethane	4.14	50	83441	10.42	ppbV	100
4) Dichlorotetrafluoroethane	4.27	85	238303	10.55	ppbV	99
5) Vinyl_chloride	4.40	62	120248	11.03	ppbV	100
6) Butadiene,_1,3-	4.56	54	98925	11.94	ppbV	99
7) Bromomethane	4.88	94	82461	10.59	ppbV	97
8) Chloroethane	5.09	64	59743	10.24	ppbV	100
9) Bromoethene	5.48	106	28675	11.00	ppbV	98
10) Acetone	5.80	43	137346	11.95	ppbV	97
11) Trichlorofluoromethane	5.94	101	190437	13.55	ppbV	98
12) Dichloroethylene,_1,1-	6.65	61	160188	11.64	ppbV	99
13) Butyl_Alcohol,_tert	6.80	59	73878	12.12	ppbV	100
14) Methylene_chloride	6.81	49	116596	10.57	ppbV	98
15) Chloropropene,_3-	6.93	76	15901	11.24	ppbV	100
16) Trichloro-1,2,2-trifluoroe	7.08	101	215258	11.11	ppbV	99
17) Carbon_disulfide	7.09	76	335163	10.87	ppbV #	100
18) Dichloroethylene,_trans-1,	7.83	61	155023	11.13	ppbV	100
19) Dichloroethane,_1,1-	8.06	63	196300	11.01	ppbV	100
20) Methyl-t-butyl_ether	8.13	73	311753	11.85	ppbV	99
21) Methyl_ethyl_ketone	8.52	43	216063	11.08	ppbV	99
22) Dichloroethylene,_cis-1,2-	8.99	61	146591	11.15	ppbV	100
23) Hexane	9.22	57	187724	10.53	ppbV	100
24) Chloroform	9.33	83	192234	11.61	ppbV	100
26) Dichloroethane,_1,2-	10.16	62	119079	12.42	ppbV #	80
27) Trichloroethane,_1,1,1-	10.44	97	185704	12.27	ppbV	98
28) Benzene	10.96	78	383287	10.57	ppbV #	84
29) Carbon_tetrachloride	11.13	117	171561	11.99	ppbV	99
30) Cyclohexane	11.26	56	199284	9.83	ppbV	100
31) Dichloropropane,_1,2-	11.91	63	133976	9.92	ppbV	98
32) Bromodichloromethane	12.14	83	230722	11.87	ppbV	98
33) Trichloroethylene	12.19	130	164981	10.65	ppbV	96
34) Trimethylpentane,_2,2,4-	12.21	57	234903	10.40	ppbV	97
35) Heptane	12.53	43	220905	10.42	ppbV	99
36) Dichloropropene,_cis-1,3-	13.22	75	212535	10.63	ppbV	99
37) Methyl_isobutyl_ketone	13.25	43	259816	11.20	ppbV	100
38) Dichloropropene,_trans-1,3	13.87	75	203765	11.27	ppbV	99
39) Trichloroethane,_1,1,2-	14.08	97	140653	10.26	ppbV	97
41) Toluene	14.42	91	480328	11.09	ppbV	98
42) Dibromochloromethane	14.97	129	192729	11.66	ppbV	98
43) Dibromoethane,_1,2-	15.29	107	206710	11.01	ppbV	99
44) Tetrachloroethylene	15.89	166	180472	11.66	ppbV	94
45) Chlorobenzene	16.81	112	361194	11.26	ppbV	98
46) Ethylbenzene	17.33	91	581575	11.65	ppbV	98

Quantitation Report (QT Reviewed)

Data Path : C:\MSDChem\1\DATA\Aug06\
Data File : 0807lcs02.D
Acq On : 07 Aug 2006 11:18
Operator : .
Sample : 10 ppbv LCS.
Misc : .
ALS Vial : 1 Sample Multiplier: 1

Quant Time: Aug 07 14:37:57 2006
Quant Method : C:\MSDCHEM\1\METHODS\PAL0726.M
Quant Title : TO-15
QLast Update : Mon Aug 07 10:49:25 2006
Response via : Initial Calibration

Internal Standards	R.T.	QIon	Response	Conc Units	Dev(Min)
47) Xylene,_m_&_p-	17.59	91	953379	12.05 ppbV	98
48) Bromoform	17.69	171	89179	10.98 ppbV	96
49) Styrene	18.10	104	357293	11.51 ppbV	95
50) Tetrachloroethane,_1,1,2,2	18.25	83	358231	12.28 ppbV	100
51) Xylene,_o-	18.26	91	492682	11.95 ppbV	100
53) Chlorotoluene,_2-	19.89	91	35470	11.38 ppbV	100
54) Ethyltoluene,_4-	20.19	105	608401	12.23 ppbV	99
55) Trimethylbenzene,_1,3,5-	20.33	105	522641	12.07 ppbV	97
56) Trimethylbenzene,_1,2,4-	21.02	105	513675	12.33 ppbV	98
57) Dichlorobenzene,_1,3-	21.28	146	320310	11.51 ppbV	99
58) Dichlorobenzene,_1,4-	21.41	146	314521	11.47 ppbV	100
59) Dichlorobenzene,_1,2-	22.02	146	283711	11.73 ppbV	99
60) Trichlorobenzene,_1,2,4-	25.39	180	184325	11.55 ppbV	95
61) Hexachlorobutadiene	26.16	225	112946	12.02 ppbV	100

(#) = qualifier out of range (m) = manual integration (+) = signals summed

Quantitation Report (QT Reviewed)

Data Path : C:\MSDChem\1\DATA\Aug06\
Data File : 0807lcs02.D
Acq On : 07 Aug 2006 11:18
Operator : .
Sample : 10 ppbv LCS.
Misc : .
ALS Vial : 1 Sample Multiplier: 1

Quant Time: Aug 07 14:37:57 2006
Quant Method : C:\MSDCHEM\1\METHODS\PAL0726.M
Quant Title : TO-15
QLast Update : Mon Aug 07 10:49:25 2006
Response via : Initial Calibration

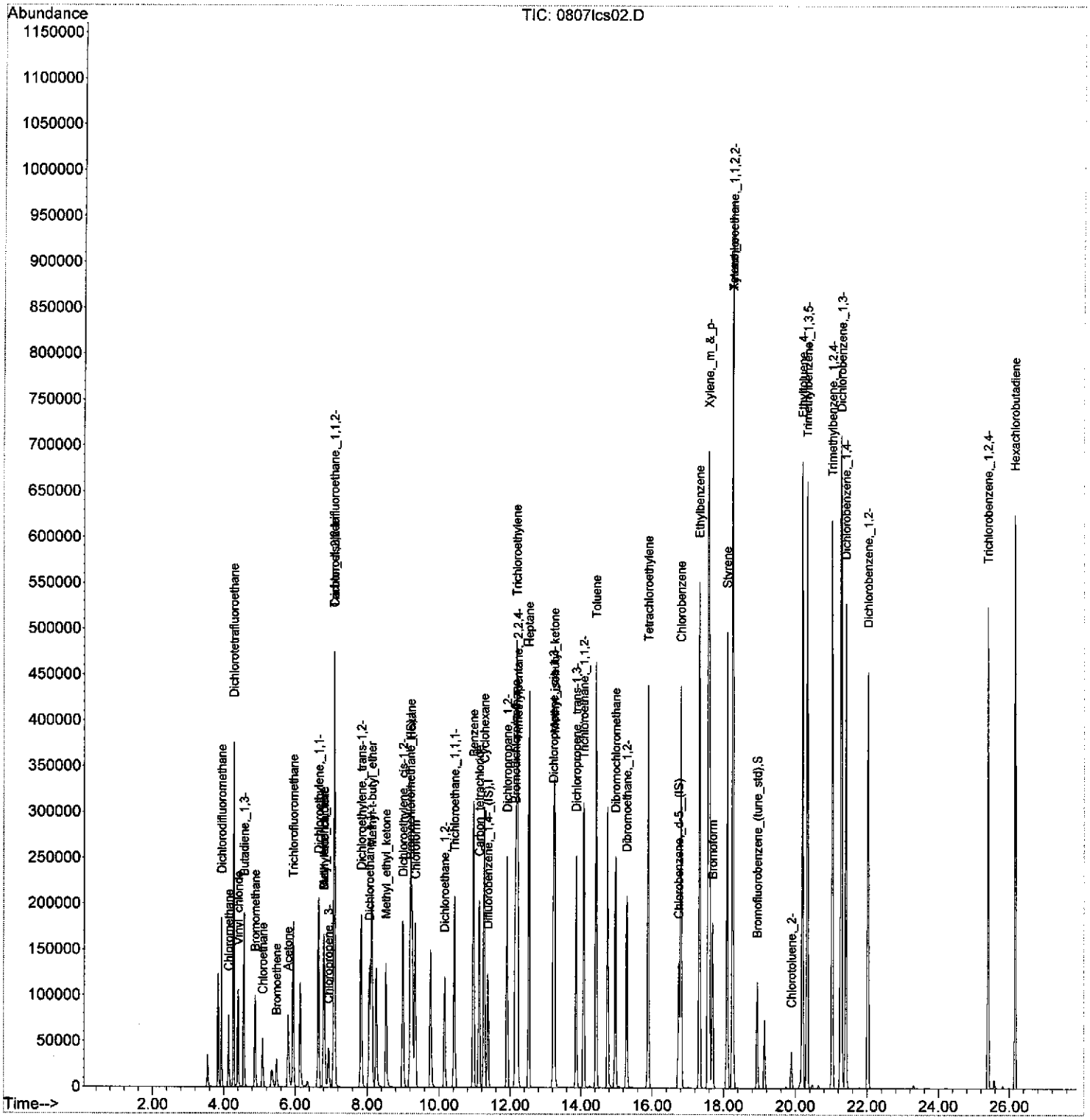

Laboratory Control Spike

Sample Name: 10 ppb LCS
Spike Amount: 10 ppbv

Data File: 0808LCS01
Date Analyzed: 8/8/2006

Runs with this LCS

BFB Tune [0808bfb]; 10ppbVDCS[0808dcs]; Blank [0808blk];60419-06x25 [080801]

Compound	CAS #	Calculated Amount ppbv	% Recovery
Acetone	67-64-1	12	123
Benzene	71-43-2	11	106
Bromodichloromethane	75-27-4	12	115
Bromoethene	593-60-2	12	116
Bromoform	75-25-2	11	108
Bromomethane	74-83-9	11	110
1,3-Butadiene	106-99-0	12	123
tert-Butyl alcohol	75-65-0	12	122
Carbon disulfide	75-15-0	11	110
Carbon tetrachloride	56-23-5	12	121
Chlorobenzene	108-90-7	11	112
Chloroethane	75-00-3	11	107
Chloroform	67-66-3	12	123
Chloromethane	74-87-3	11	107
3-Chloropropene	107-05-1	11	113
2-Chlorotoluene	95-49-8	12	116
Cyclohexane	110-82-7	9.8	98
Dibromochloromethane	124-48-1	12	123
1,2-Dibromoethane	106-93-4	11	112
1,2-Dichlorobenzene	95-50-1	12	116
1,3-Dichlorobenzene	541-73-1	12	116
1,4-Dichlorobenzene	106-46-7	11	113
Dichlorodifluoromethane	75-71-8	13	126
1,1-Dichloroethane	75-34-3	11	112
1,2-Dichloroethane	107-06-2	13	126
1,1-Dichloroethylene	75-35-4	12	118
cis-1,2-Dichloroethylene	156-59-2	11	111
trans-1,2-Dichloroethylene	156-60-5	11	112
1,2-Dichloropropane	78-87-5	9.8	98
cis-1,3-Dichloropropene	10061-01-5	11	108
trans-1,3-Dichloropropene	10061-02-6	11	112
Dichlorotetrafluoroethane	76-14-2	11	110
Ethylbenzene	100-41-4	12	118
4-Ethyltoluene	622-96-8	12	120
Heptane	142-82-5	10	103
Hexachlorobutadiene	87-68-3	12	117
Hexane	110-54-3	11	106
Methyl ethyl ketone	78-93-3	11	111
Methyl isobutyl ketone	108-10-1	11	113
Methylene chloride	75-09-2	11	107
Methyl-t-butyl ether	1634-04-4	12	120
Styrene	100-42-5	12	115
1,1,2,2-Tetrachloroethane	79-34-5	12	118
Tetrachloroethylene	127-18-4	12	115
Toluene	108-88-3	11	112
1,1,2-Trichloro-1,2,2-trifluoroethane	76-13-1	12	115
1,2,4-Trichlorobenzene	120-82-1	11	114
1,1,1-Trichloroethane	71-55-6	12	122
1,1,2-Trichloroethane	79-00-5	10	101
Trichloroethylene	79-01-6	10	104
Trichlorofluoromethane	75-69-4	14	136 *
1,2,4-Trimethylbenzene	95-63-6	12	123
1,3,5-Trimethylbenzene	108-67-8	12	123
2,2,4-Trimethylpentane	540-84-1	10	101
Vinyl chloride	75-01-4	11	113
m or p-Xylene	1330-20-7	12	120
o-Xylene	95-47-6	12	118

*** LCS recovery must be within 70-130% of the spiked value for 90% of the compounds.**

Quantitation Report (QT Reviewed)

Data Path : C:\MSDChem\1\DATA\Aug06\
Data File : 0808lcs01.D
Acq On : 08 Aug 2006 12:18
Operator : .
Sample : 10 ppbv LCS.
Misc : .
ALS Vial : 1 Sample Multiplier: 1

Quant Time: Aug 08 16:27:29 2006
Quant Method : C:\MSDCHEM\1\METHODS\PAL0726.M
Quant Title : TO-15
QLast Update : Tue Aug 08 13:15:33 2006
Response via : Initial Calibration

Internal Standards	R.T.	QIon	Response	Conc Units	Dev(Min)
1) Bromochloromethane_(IS)	9.20	130	27018	10.00 ppbV	0.00
25) Difluorobenzene,_1,4-_(IS)	11.37	114	129829	10.00 ppbV	0.00
40) Chlorobenzene,_d-5__(IS)	16.75	117	108502	10.00 ppbV	0.00
System Monitoring Compounds					
52) Bromofluorobenzene_(tune_s	18.94	95	68404	10.35 ppbV	0.01
Spiked Amount 10.000	Range	75 - 125	Recovery	= 103.50%	
Target Compounds					Qvalue
2) Dichlorodifluoromethane	3.94	85	176763	12.62 ppbV	100
3) Chloromethane	4.14	50	84359	10.68 ppbV	100
4) Dichlorotetrafluoroethane	4.28	85	244646	10.99 ppbV	99
5) Vinyl_chloride	4.40	62	121176	11.28 ppbV	100
6) Butadiene,_1,3-	4.56	54	100083	12.26 ppbV	100
7) Bromomethane	4.88	94	84289	10.98 ppbV	97
8) Chloroethane	5.08	64	61411	10.68 ppbV	100
9) Bromoethene	5.48	106	29880	11.63 ppbV	98
10) Acetone	5.80	43	138984	12.27 ppbV	98
11) Trichlorofluoromethane	5.94	101	189003	13.65 ppbV	97
12) Dichloroethylene,_1,1-	6.65	61	160417	11.82 ppbV	100
13) Butyl_Alcohol,_tert	6.78	59	73377	12.21 ppbV	100
14) Methylene_chloride	6.81	49	116698	10.74 ppbV	99
15) Chloropropene,_3-	6.93	76	15707	11.27 ppbV	100
16) Trichloro-1,2,2-trifluoroe	7.08	101	218952	11.47 ppbV	99
17) Carbon_disulfide	7.10	76	334431	11.00 ppbV #	98
18) Dichloroethylene,_trans-1,	7.83	61	153703	11.20 ppbV	100
19) Dichloroethane,_1,1-	8.06	63	195914	11.15 ppbV	100
20) Methyl-t-butyl_ether	8.12	73	311111	12.00 ppbV	99
21) Methyl_ethyl_ketone	8.52	43	212910	11.07 ppbV	99
22) Dichloroethylene,_cis-1,2-	9.00	61	144083	11.11 ppbV	98
23) Hexane	9.21	57	186577	10.62 ppbV	100
24) Chloroform	9.33	83	200060	12.26 ppbV	99
26) Dichloroethane,_1,2-	10.16	62	118402	12.58 ppbV #	80
27) Trichloroethane,_1,1,1-	10.43	97	181976	12.25 ppbV	98
28) Benzene	10.96	78	375551	10.55 ppbV	97
29) Carbon_tetrachloride	11.13	117	169331	12.05 ppbV	99
30) Cyclohexane	11.27	56	194951	9.79 ppbV	99
31) Dichloropropane,_1,2-	11.92	63	129409	9.76 ppbV	97
32) Bromodichloromethane	12.14	83	219721	11.51 ppbV	99
33) Trichloroethylene	12.19	130	158601	10.42 ppbV	95
34) Trimethylpentane,_2,2,4-	12.21	57	224446	10.12 ppbV	97
35) Heptane	12.53	43	214481	10.30 ppbV	100
36) Dichloropropene,_cis-1,3-	13.22	75	212361	10.82 ppbV	99
37) Methyl_isobutyl_ketone	13.26	43	257886	11.32 ppbV	99
38) Dichloropropene,_trans-1,3	13.87	75	198725	11.19 ppbV	99
39) Trichloroethane,_1,1,2-	14.09	97	136218	10.11 ppbV	98
41) Toluene	14.43	91	467815	11.24 ppbV	97
42) Dibromochloromethane	14.97	129	195887	12.33 ppbV	96
43) Dibromoethane,_1,2-	15.29	107	202903	11.24 ppbV	100
44) Tetrachloroethylene	15.89	166	170807	11.49 ppbV	95
45) Chlorobenzene	16.81	112	345823	11.22 ppbV	99
46) Ethylbenzene	17.33	91	565788	11.79 ppbV	98

Quantitation Report (QT Reviewed)

Data Path : C:\MSDChem\1\DATA\Aug06\
Data File : 0808lcs01.D
Acq On : 08 Aug 2006 12:18
Operator : .
Sample : 10 ppbv LCS.
Misc : .
ALS Vial : 1 Sample Multiplier: 1

Quant Time: Aug 08 16:27:29 2006
Quant Method : C:\MSDCHEM\1\METHODS\PAL0726.M
Quant Title : TO-15
QLast Update : Tue Aug 08 13:15:33 2006
Response via : Initial Calibration

Internal Standards	R.T.	QIon	Response	Conc Units	Dev(Min)
47) Xylene,_m_&_p-	17.59	91	914142	12.02 ppbV	98
48) Bromoform	17.70	171	84541	10.83 ppbV	96
49) Styrene	18.11	104	343206	11.51 ppbV	95
50) Tetrachloroethane,_1,1,2,2	18.25	83	330456	11.78 ppbV	98
51) Xylene,_o-	18.26	91	467717	11.81 ppbV	99
53) Chlorotoluene,_2-	19.89	91	34612	11.56 ppbV	100
54) Ethyltoluene,_4-	20.20	105	574735	12.03 ppbV	98
55) Trimethylbenzene,_1,3,5-	20.33	105	511521	12.29 ppbV	96
56) Trimethylbenzene,_1,2,4-	21.03	105	492255	12.30 ppbV	98
57) Dichlorobenzene,_1,3-	21.29	146	311087	11.63 ppbV	99
58) Dichlorobenzene,_1,4-	21.41	146	297243	11.28 ppbV	99
59) Dichlorobenzene,_1,2-	22.03	146	268574	11.56 ppbV	99
60) Trichlorobenzene,_1,2,4-	25.40	180	175605	11.45 ppbV	95
61) Hexachlorobutadiene	26.16	225	106019	11.74 ppbV	100

(#) = qualifier out of range (m) = manual integration (+) = signals summed

Quantitation Report (QT Reviewed)

Data Path : C:\MSDChem\1\DATA\Aug06\
Data File : 0808lcs01.D
Acq On : 08 Aug 2006 12:18
Operator : .
Sample : 10 ppbv LCS.
Misc : .
ALS Vial : 1 Sample Multiplier: 1

Quant Time: Aug 08 16:27:29 2006
Quant Method : C:\MSDCHEM\1\METHODS\PAL0726.M
Quant Title : TO-15
QLast Update : Tue Aug 08 13:15:33 2006
Response via : Initial Calibration

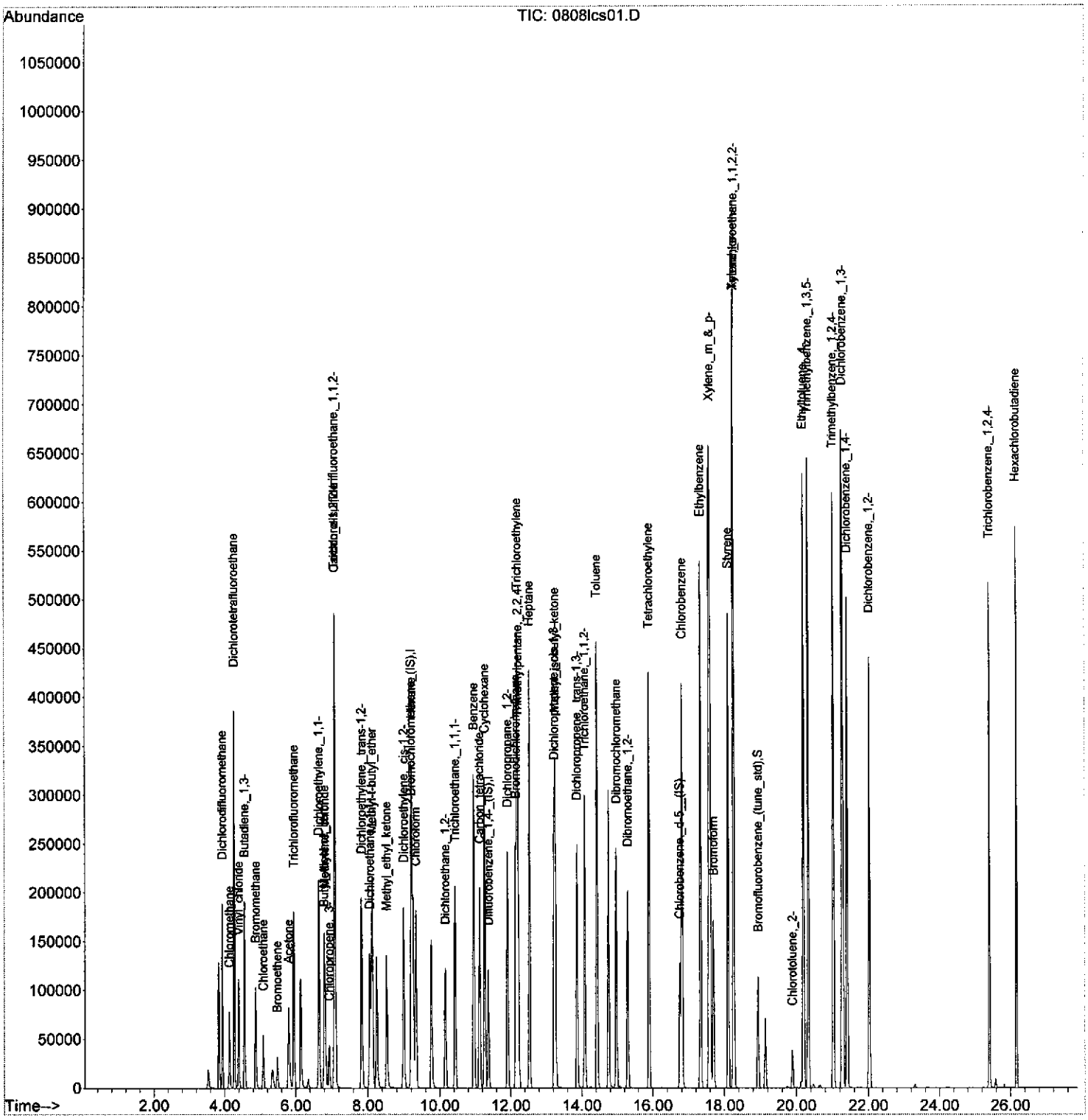

Laboratory Control Spike

Sample Name: 10 ppb LCS
Spike Amount: 10 ppbv

Data File: 0808LCS02
Date Analyzed: 8/8/2006

Runs with this LCS

BFB Tune [0808bfb]; 10ppbVDCS[0808dcs]; Blank [0808blk];60419-06x25 [080801]

Compound	CAS #	Calculated Amount ppbv	% Recovery
Acetone	67-64-1	13	126
Benzene	71-43-2	11	109
Bromodichloromethane	75-27-4	12	118
Bromoethene	593-60-2	12	119
Bromoform	75-25-2	11	110
Bromomethane	74-83-9	11	114
1,3-Butadiene	106-99-0	12	123
tert-Butyl alcohol	75-65-0	13	127
Carbon disulfide	75-15-0	11	113
Carbon tetrachloride	56-23-5	12	124
Chlorobenzene	108-90-7	11	110
Chloroethane	75-00-3	11	112
Chloroform	67-66-3	12	123
Chloromethane	74-87-3	11	111
3-Chloropropene	107-05-1	12	116
2-Chlorotoluene	95-49-8	11	112
Cyclohexane	110-82-7	10	101
Dibromochloromethane	124-48-1	12	121
1,2-Dibromoethane	106-93-4	11	108
1,2-Dichlorobenzene	95-50-1	11	114
1,3-Dichlorobenzene	541-73-1	11	114
1,4-Dichlorobenzene	106-46-7	11	113
Dichlorodifluoromethane	75-71-8	13	127
1,1-Dichloroethane	75-34-3	12	117
1,2-Dichloroethane	107-06-2	13	128
1,1-Dichloroethylene	75-35-4	12	121
cis-1,2-Dichloroethylene	156-59-2	12	115
trans-1,2-Dichloroethylene	156-60-5	12	116
1,2-Dichloropropane	78-87-5	10	101
cis-1,3-Dichloropropene	10061-01-5	11	108
trans-1,3-Dichloropropene	10061-02-6	12	115
Dichlorotetrafluoroethane	76-14-2	11	114
Ethylbenzene	100-41-4	12	117
4-Ethyltoluene	622-96-8	12	121
Heptane	142-82-5	11	107
Hexachlorobutadiene	87-68-3	12	123
Hexane	110-54-3	11	110
Methyl ethyl ketone	78-93-3	12	115
Methyl isobutyl ketone	108-10-1	12	117
Methylene chloride	75-09-2	11	113
Methyl-t-butyl ether	1634-04-4	12	124
Styrene	100-42-5	11	114
1,1,2,2-Tetrachloroethane	79-34-5	12	118
Tetrachloroethylene	127-18-4	11	114
Toluene	108-88-3	11	112
1,1,2-Trichloro-1,2,2-trifluoroethane	76-13-1	12	117
1,2,4-Trichlorobenzene	120-82-1	11	114
1,1,1-Trichloroethane	71-55-6	13	126
1,1,2-Trichloroethane	79-00-5	10	104
Trichloroethylene	79-01-6	11	108
Trichlorofluoromethane	75-69-4	14	141 *
1,2,4-Trimethylbenzene	95-63-6	12	120
1,3,5-Trimethylbenzene	108-67-8	12	121
2,2,4-Trimethylpentane	540-84-1	11	106
Vinyl chloride	75-01-4	12	121
m or p-Xylene	1330-20-7	12	119
o-Xylene	95-47-6	12	118

*** LCS recovery must be within 70-130% of the spiked value for 90% of the compounds.**

Quantitation Report (QT Reviewed)

Data Path : C:\MSDChem\1\DATA\Aug06\
Data File : 0808lcs02.D
Acq On : 08 Aug 06 13:07
Operator : .
Sample : 10 ppbv LCS.
Misc : .
ALS Vial : 1 Sample Multiplier: 1

Quant Time: Aug 08 16:28:58 2006
Quant Method : C:\MSDCHEM\1\METHODS\PAL0726.M
Quant Title : TO-15
QLast Update : Tue Aug 08 13:15:33 2006
Response via : Initial Calibration

Internal Standards	R.T.	QIon	Response	Conc	Units	Dev(Min)
1) Bromochloromethane_(IS)	9.19	130	23969	10.00	ppbV	0.00
25) Difluorobenzene,_1,4-_(IS)	11.38	114	116606	10.00	ppbV	0.00
40) Chlorobenzene,_d-5__(IS)	16.76	117	100766	10.00	ppbV	0.02

System Monitoring Compounds

52) Bromofluorobenzene_(tune_s	18.94	95	63591	10.36	ppbV	0.01

Spiked Amount 10.000 Range 75 - 125 Recovery = 103.60%

Target Compounds						Qvalue
2) Dichlorodifluoromethane	3.95	85	158232	12.74	ppbV	100
3) Chloromethane	4.15	50	77506	11.07	ppbV	100
4) Dichlorotetrafluoroethane	4.29	85	225558	11.42	ppbV	99
5) Vinyl_chloride	4.41	62	114847	12.05	ppbV	100
6) Butadiene,_1,3-	4.57	54	88847	12.26	ppbV	99
7) Bromomethane	4.88	94	77767	11.42	ppbV	97
8) Chloroethane	5.10	64	57230	11.22	ppbV	100
9) Bromoethene	5.48	106	27031	11.86	ppbV	98
10) Acetone	5.80	43	127174	12.65	ppbV	98
11) Trichlorofluoromethane	5.95	101	173329	14.11	ppbV	98
12) Dichloroethylene,_1,1-	6.66	61	146254	12.15	ppbV	98
13) Butyl_Alcohol,_tert	6.79	59	67723	12.70	ppbV	100
14) Methylene_chloride	6.81	49	108744	11.28	ppbV	97
15) Chloropropene,_3-	6.93	76	14355	11.61	ppbV	100
16) Trichloro-1,2,2-trifluoroe	7.09	101	198088	11.70	ppbV	99
17) Carbon_disulfide	7.10	76	304919	11.31	ppbV #	98
18) Dichloroethylene,_trans-1,	7.83	61	141436	11.62	ppbV	100
19) Dichloroethane,_1,1-	8.07	63	182611	11.71	ppbV	100
20) Methyl-t-butyl_ether	8.13	73	286181	12.44	ppbV	99
21) Methyl_ethyl_ketone	8.52	43	195585	11.47	ppbV	99
22) Dichloroethylene,_cis-1,2-	9.00	61	132347	11.51	ppbV	100
23) Hexane	9.22	57	171909	11.03	ppbV	100
24) Chloroform	9.34	83	177804	12.29	ppbV	100
26) Dichloroethane,_1,2-	10.16	62	107960	12.77	ppbV #	80
27) Trichloroethane,_1,1,1-	10.44	97	167442	12.55	ppbV	98
28) Benzene	10.96	78	347700	10.88	ppbV #	84
29) Carbon_tetrachloride	11.13	117	156047	12.36	ppbV	100
30) Cyclohexane	11.27	56	180344	10.08	ppbV	99
31) Dichloropropane,_1,2-	11.91	63	120211	10.10	ppbV	98
32) Bromodichloromethane	12.15	83	202717	11.82	ppbV	98
33) Trichloroethylene	12.20	130	148170	10.84	ppbV	96
34) Trimethylpentane,_2,2,4-	12.22	57	211204	10.60	ppbV	98
35) Heptane	12.53	43	199908	10.69	ppbV	99
36) Dichloropropene,_cis-1,3-	13.23	75	191278	10.85	ppbV	99
37) Methyl_isobutyl_ketone	13.25	43	240094	11.73	ppbV	99
38) Dichloropropene,_trans-1,3	13.87	75	183257	11.49	ppbV	99
39) Trichloroethane,_1,1,2-	14.09	97	125609	10.38	ppbV	97
41) Toluene	14.44	91	432209	11.18	ppbV	98
42) Dibromochloromethane	14.98	129	177801	12.05	ppbV	96
43) Dibromoethane,_1,2-	15.30	107	180410	10.76	ppbV	99
44) Tetrachloroethylene	15.90	166	157302	11.39	ppbV	94
45) Chlorobenzene	16.81	112	313373	10.95	ppbV	100
46) Ethylbenzene	17.33	91	521774	11.71	ppbV	98

Quantitation Report (QT Reviewed)

Data Path : C:\MSDChem\1\DATA\Aug06\
Data File : 08081cs02.D
Acq On : 08 Aug 06 13:07
Operator : .
Sample : 10 ppbv LCS.
Misc : .
ALS Vial : 1 Sample Multiplier: 1

Quant Time: Aug 08 16:28:58 2006
Quant Method : C:\MSDCHEM\1\METHODS\PAL0726.M
Quant Title : TO-15
QLast Update : Tue Aug 08 13:15:33 2006
Response via : Initial Calibration

Internal Standards	R.T.	QIon	Response	Conc Units	Dev(Min)
47) Xylene,_m_&_p-	17.60	91	839990	11.89 ppbV	98
48) Bromoform	17.70	171	79695	10.99 ppbV #	78
49) Styrene	18.11	104	315683	11.40 ppbV	95
50) Tetrachloroethane,_1,1,2,2	18.25	83	308322	11.84 ppbV	99
51) Xylene,_o-	18.26	91	434220	11.81 ppbV	99
53) Chlorotoluene,_2-	19.90	91	31167	11.20 ppbV	100
54) Ethyltoluene,_4-	20.20	105	538711	12.14 ppbV	98
55) Trimethylbenzene,_1,3,5-	20.33	105	466572	12.07 ppbV	96
56) Trimethylbenzene,_1,2,4-	21.03	105	445242	11.98 ppbV	98
57) Dichlorobenzene,_1,3-	21.29	146	282435	11.37 ppbV	99
58) Dichlorobenzene,_1,4-	21.41	146	277550	11.34 ppbV	100
59) Dichlorobenzene,_1,2-	22.03	146	245411	11.37 ppbV	99
60) Trichlorobenzene,_1,2,4-	25.40	180	162639	11.41 ppbV	95
61) Hexachlorobutadiene	26.17	225	103480	12.34 ppbV	100

(#) = qualifier out of range (m) = manual integration (+) = signals summed

Quantitation Report (QT Reviewed)

Data Path : C:\MSDChem\1\DATA\Aug06\
Data File : 0808lcs02.D
Acq On : 08 Aug 06 13:07
Operator : .
Sample : 10 ppbv LCS.
Misc : .
ALS Vial : 1 Sample Multiplier: 1

Quant Time: Aug 08 16:28:58 2006
Quant Method : C:\MSDCHEM\1\METHODS\PAL0726.M
Quant Title : TO-15
QLast Update : Tue Aug 08 13:15:33 2006
Response via : Initial Calibration

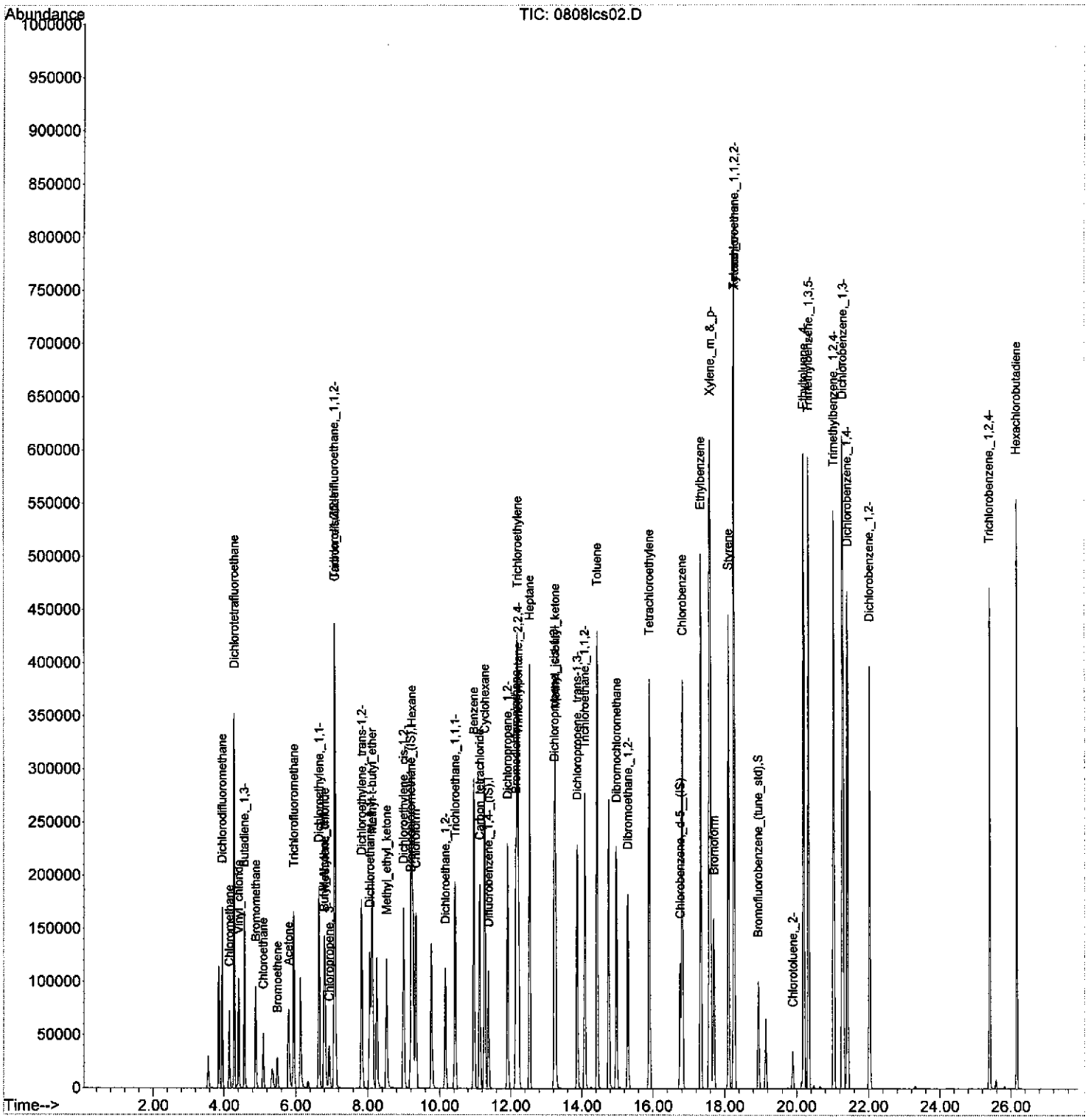

Laboratory Control Spike

Sample Name: 10 ppb LCS
Spike Amount: 10 ppbv

Data File: 0809LCS01
Date Analyzed: 8/9/2006

Runs with this LCS

BFB Tune [0809bfb]; 10ppbVDCS[0809dcs]; Blank [0809blk];60419-07x25 [080901];60419-11x25 [080903];60419-12x25 [080905]

Compound	CAS #	Calculated Amount ppbv	% Recovery
Acetone	67-64-1	23	229 *
Benzene	71-43-2	9.9	99
Bromodichloromethane	75-27-4	11	107
Bromoethene	593-60-2	11	113
Bromoform	75-25-2	10	102
Bromomethane	74-83-9	11	106
1,3-Butadiene	106-99-0	12	121
tert-Butyl alcohol	75-65-0	12	118
Carbon disulfide	75-15-0	11	106
Carbon tetrachloride	56-23-5	11	113
Chlorobenzene	108-90-7	10	103
Chloroethane	75-00-3	10	103
Chloroform	67-66-3	12	120
Chloromethane	74-87-3	11	106
3-Chloropropene	107-05-1	12	115
2-Chlorotoluene	95-49-8	11	107
Cyclohexane	110-82-7	11	112
Dibromochloromethane	124-48-1	11	114
1,2-Dibromoethane	106-93-4	11	108
1,2-Dichlorobenzene	95-50-1	11	108
1,3-Dichlorobenzene	541-73-1	11	105
1,4-Dichlorobenzene	106-46-7	10	104
Dichlorodifluoromethane	75-71-8	12	121
1,1-Dichloroethane	75-34-3	11	110
1,2-Dichloroethane	107-06-2	12	116
1,1-Dichloroethylene	75-35-4	11	114
cis-1,2-Dichloroethylene	156-59-2	11	109
trans-1,2-Dichloroethylene	156-60-5	11	110
1,2-Dichloropropane	78-87-5	9.1	91
cis-1,3-Dichloropropene	10061-01-5	9.9	99
trans-1,3-Dichloropropene	10061-02-6	10	103
Dichlorotetrafluoroethane	76-14-2	11	107
Ethylbenzene	100-41-4	11	111
4-Ethyltoluene	622-96-8	12	119
Heptane	142-82-5	9.5	94
Hexachlorobutadiene	87-68-3	11	112
Hexane	110-54-3	10	102
Methyl ethyl ketone	78-93-3	11	110
Methyl isobutyl ketone	108-10-1	11	106
Methylene chloride	75-09-2	10	104
Methyl-t-butyl ether	1634-04-4	12	118
Styrene	100-42-5	11	109
1,1,2,2-Tetrachloroethane	79-34-5	11	110
Tetrachloroethylene	127-18-4	10	103
Toluene	108-88-3	11	106
1,1,2-Trichloro-1,2,2-trifluoroethane	76-13-1	11	110
1,2,4-Trichlorobenzene	120-82-1	11	107
1,1,1-Trichloroethane	71-55-6	12	117
1,1,2-Trichloroethane	79-00-5	9.2	92
Trichloroethylene	79-01-6	9.4	94
Trichlorofluoromethane	75-69-4	13	134 *
1,2,4-Trimethylbenzene	95-63-6	12	119
1,3,5-Trimethylbenzene	108-67-8	12	117
2,2,4-Trimethylpentane	540-84-1	9.4	94
Vinyl chloride	75-01-4	11	109
m or p-Xylene	1330-20-7	11	114
o-Xylene	95-47-6	11	110

*** LCS recovery must be within 70-130% of the spiked value for 90% of the compounds.**

Quantitation Report (QT Reviewed)

Data Path : C:\MSDChem\1\DATA\Aug06\
Data File : 08091cs01.D
Acq On : 09 Aug 2006 12:03
Operator : .
Sample : 10 ppbv LCS.
Misc : .
ALS Vial : 1 Sample Multiplier: 1

Quant Time: Aug 09 14:00:13 2006
Quant Method : C:\MSDCHEM\1\METHODS\PAL0726.M
Quant Title : TO-15
QLast Update : Tue Aug 01 10:35:23 2006
Response via : Initial Calibration

Internal Standards	R.T.	QIon	Response	Conc	Units	Dev(Min)
1) Bromochloromethane_(IS)	9.20	130	24257	10.00	ppbV	0.01
25) Difluorobenzene,_1,4-_(IS)	11.37	114	123048	10.00	ppbV	0.00
40) Chlorobenzene,_d-5__(IS)	16.75	117	102483	10.00	ppbV	0.01
System Monitoring Compounds						
52) Bromofluorobenzene_(tune_s	18.93	95	65835	10.55	ppbV	0.01
Spiked Amount 10.000 Range 75 - 125 Recovery = 105.50%						
Target Compounds						Qvalue
2) Dichlorodifluoromethane	3.95	85	152413	12.12	ppbV	100
3) Chloromethane	4.15	50	75325	10.63	ppbV	100
4) Dichlorotetrafluoroethane	4.28	85	214176	10.71	ppbV	99
5) Vinyl_chloride	4.41	62	105578	10.94	ppbV	100
6) Butadiene,_1,3-	4.57	54	88491	12.07	ppbV	99
7) Bromomethane	4.88	94	73142	10.61	ppbV	97
8) Chloroethane	5.10	64	53004	10.27	ppbV	100
9) Bromoethene	5.48	106	26011	11.28	ppbV	98
10) Acetone	5.81	43	232466	22.86	ppbV	98
11) Trichlorofluoromethane	5.95	101	167207	13.45	ppbV	97
12) Dichloroethylene,_1,1-	6.65	61	139398	11.44	ppbV	100
13) Butyl_Alcohol,_tert	6.80	59	63571	11.78	ppbV	100
14) Methylene_chloride	6.81	49	101590	10.41	ppbV	100
15) Chloropropene,_3-	6.94	76	14374	11.48	ppbV	100
16) Trichloro-1,2,2-trifluoroe	7.09	101	188263	10.98	ppbV	99
17) Carbon_disulfide	7.10	76	289187	10.60	ppbV #	98
18) Dichloroethylene,_trans-1,	7.84	61	135683	11.01	ppbV	99
19) Dichloroethane,_1,1-	8.08	63	173869	11.02	ppbV	100
20) Methyl-t-butyl_ether	8.13	73	274773	11.80	ppbV	99
21) Methyl_ethyl_ketone	8.53	43	189005	10.95	ppbV	100
22) Dichloroethylene,_cis-1,2-	9.00	61	126511	10.87	ppbV	99
23) Hexane	9.22	57	161261	10.22	ppbV	99
24) Chloroform	9.34	83	176282	12.04	ppbV	99
26) Dichloroethane,_1,2-	10.17	62	103947	11.65	ppbV #	80
27) Trichloroethane,_1,1,1-	10.44	97	165521	11.75	ppbV	98
28) Benzene	10.96	78	332953	9.87	ppbV	97
29) Carbon_tetrachloride	11.13	117	150375	11.29	ppbV	99
30) Cyclohexane	11.27	56	210940	11.17	ppbV	99
31) Dichloropropane,_1,2-	11.92	63	114623	9.12	ppbV	97
32) Bromodichloromethane	12.14	83	193418	10.69	ppbV	99
33) Trichloroethylene	12.19	130	135143	9.37	ppbV	95
34) Trimethylpentane,_2,2,4-	12.22	57	196813	9.36	ppbV	98
35) Heptane	12.53	43	186452	9.45	ppbV	100
36) Dichloropropene,_cis-1,3-	13.22	75	184443	9.91	ppbV	99
37) Methyl_isobutyl_ketone	13.26	43	230109	10.65	ppbV	99
38) Dichloropropene,_trans-1,3	13.87	75	173611	10.31	ppbV	99
39) Trichloroethane,_1,1,2-	14.08	97	117432	9.20	ppbV	98
41) Toluene	14.43	91	417748	10.62	ppbV	97
42) Dibromochloromethane	14.97	129	171070	11.40	ppbV	96
43) Dibromoethane,_1,2-	15.30	107	184139	10.80	ppbV	100
44) Tetrachloroethylene	15.90	166	144725	10.30	ppbV	94
45) Chlorobenzene	16.81	112	299454	10.29	ppbV	99
46) Ethylbenzene	17.33	91	501446	11.06	ppbV	98

Quantitation Report (QT Reviewed)

Data Path : C:\MSDChem\1\DATA\Aug06\
Data File : 0809lcs01.D
Acq On : 09 Aug 2006 12:03
Operator : .
Sample : 10 ppbv LCS.
Misc : .
ALS Vial : 1 Sample Multiplier: 1

Quant Time: Aug 09 14:00:13 2006
Quant Method : C:\MSDCHEM\1\METHODS\PAL0726.M
Quant Title : TO-15
QLast Update : Tue Aug 01 10:35:23 2006
Response via : Initial Calibration

Internal Standards	R.T.	QIon	Response	Conc	Units	Dev(Min)
47) Xylene,_m_&_p-	17.58	91	815340	11.35	ppbV	98
48) Bromoform	17.69	171	74812	10.15	ppbV #	95
49) Styrene	18.10	104	305881	10.86	ppbV	94
50) Tetrachloroethane,_1,1,2,2	18.25	83	290253	10.96	ppbV	99
51) Xylene,_o-	18.26	91	410619	10.98	ppbV	99
53) Chlorotoluene,_2-	19.89	91	30322	10.72	ppbV	100
54) Ethyltoluene,_4-	20.20	105	535463	11.86	ppbV	98
55) Trimethylbenzene,_1,3,5-	20.32	105	459165	11.68	ppbV	96
56) Trimethylbenzene,_1,2,4-	21.03	105	447870	11.85	ppbV	98
57) Dichlorobenzene,_1,3-	21.29	146	264328	10.46	ppbV	98
58) Dichlorobenzene,_1,4-	21.41	146	260201	10.45	ppbV	100
59) Dichlorobenzene,_1,2-	22.02	146	236602	10.78	ppbV	99
60) Trichlorobenzene,_1,2,4-	25.40	180	155488	10.73	ppbV	94
61) Hexachlorobutadiene	26.16	225	95206	11.16	ppbV	99

(#) = qualifier out of range (m) = manual integration (+) = signals summed

Quantitation Report (QT Reviewed)

Data Path : C:\MSDChem\1\DATA\Aug06\
Data File : 0809lcs01.D
Acq On : 09 Aug 2006 12:03
Operator : .
Sample : 10 ppbv LCS.
Misc : .
ALS Vial : 1 Sample Multiplier: 1

Quant Time: Aug 09 14:00:13 2006
Quant Method : C:\MSDCHEM\1\METHODS\PAL0726.M
Quant Title : TO-15
QLast Update : Tue Aug 01 10:35:23 2006
Response via : Initial Calibration

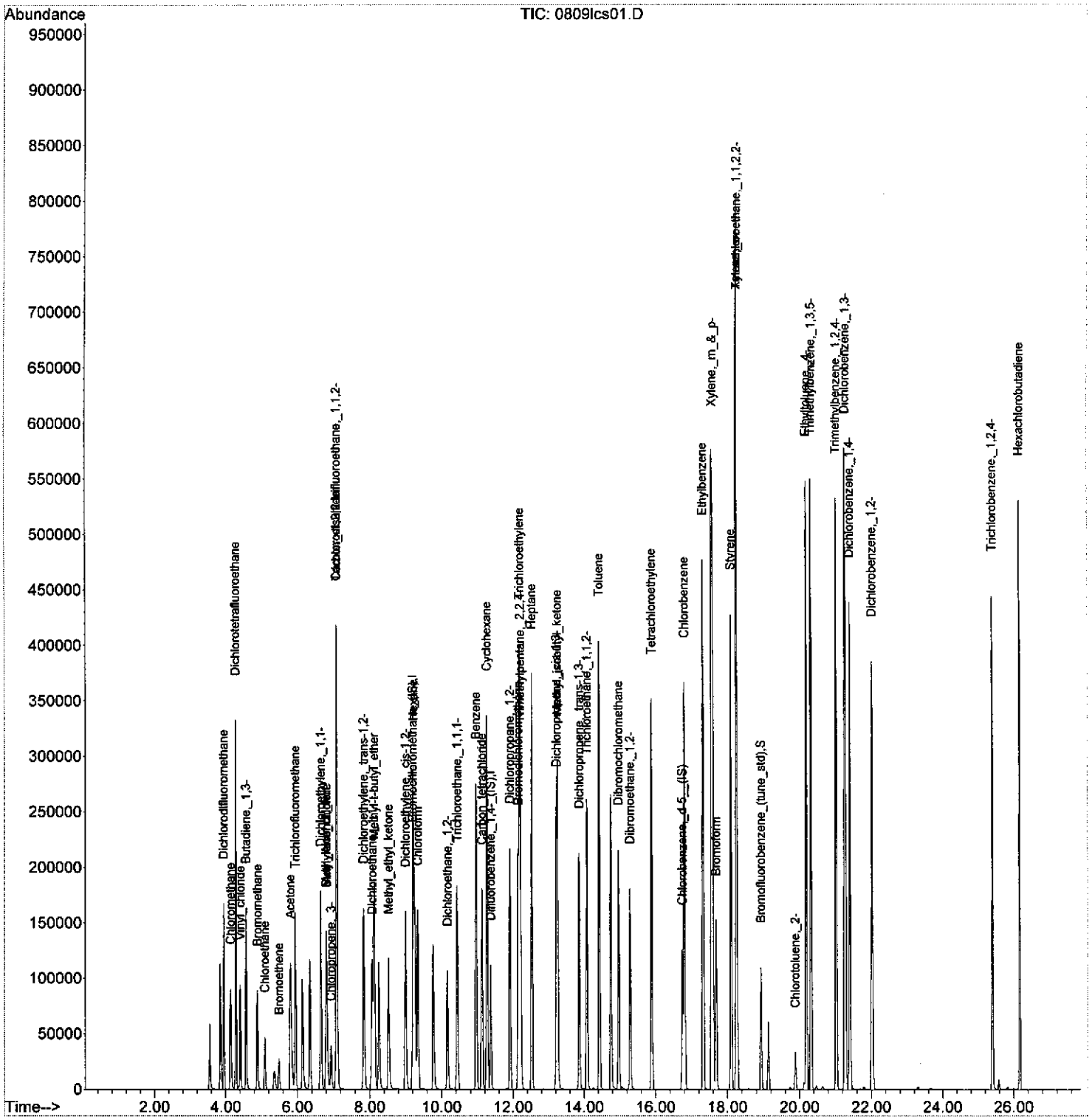

Laboratory Control Spike

Sample Name: 10 ppb LCS
Spike Amount: 10 ppbv

Data File: 0809LCS02
Date Analyzed: 8/9/2006

Runs with this LCS

BFB Tune [0809bfb]; 10ppbVDCS[0809dcs]; Blank [0809blk];60419-07x25 [080901];60419-11x25 [080903];60419-12x25 [080905]

Compound	CAS #	Calculated Amount ppbv	% Recovery
Acetone	67-64-1	12	118
Benzene	71-43-2	9.8	98
Bromodichloromethane	75-27-4	11	107
Bromoethene	593-60-2	11	111
Bromoform	75-25-2	9.8	98
Bromomethane	74-83-9	10	104
1,3-Butadiene	106-99-0	12	119
tert-Butyl alcohol	75-65-0	12	120
Carbon disulfide	75-15-0	10	104
Carbon tetrachloride	56-23-5	11	114
Chlorobenzene	108-90-7	10	102
Chloroethane	75-00-3	10	104
Chloroform	67-66-3	12	116
Chloromethane	74-87-3	10	103
3-Chloropropene	107-05-1	11	111
2-Chlorotoluene	95-49-8	11	105
Cyclohexane	110-82-7	9.3	92
Dibromochloromethane	124-48-1	11	110
1,2-Dibromoethane	106-93-4	10	101
1,2-Dichlorobenzene	95-50-1	10	101
1,3-Dichlorobenzene	541-73-1	10	104
1,4-Dichlorobenzene	106-46-7	10	103
Dichlorodifluoromethane	75-71-8	12	121
1,1-Dichloroethane	75-34-3	11	111
1,2-Dichloroethane	107-06-2	12	117
1,1-Dichloroethylene	75-35-4	11	114
cis-1,2-Dichloroethylene	156-59-2	11	110
trans-1,2-Dichloroethylene	156-60-5	11	109
1,2-Dichloropropane	78-87-5	9.1	91
cis-1,3-Dichloropropene	10061-01-5	9.7	97
trans-1,3-Dichloropropene	10061-02-6	10	104
Dichlorotetrafluoroethane	76-14-2	11	105
Ethylbenzene	100-41-4	11	109
4-Ethyltoluene	622-96-8	11	110
Heptane	142-82-5	9.7	97
Hexachlorobutadiene	87-68-3	11	108
Hexane	110-54-3	10	104
Methyl ethyl ketone	78-93-3	11	107
Methyl isobutyl ketone	108-10-1	11	107
Methylene chloride	75-09-2	11	106
Methyl-t-butyl ether	1634-04-4	12	118
Styrene	100-42-5	11	105
1,1,2,2-Tetrachloroethane	79-34-5	11	107
Tetrachloroethylene	127-18-4	10	102
Toluene	108-88-3	10	102
1,1,2-Trichloro-1,2,2-trifluoroethane	76-13-1	11	106
1,2,4-Trichlorobenzene	120-82-1	11	105
1,1,1-Trichloroethane	71-55-6	11	114
1,1,2-Trichloroethane	79-00-5	9.5	95
Trichloroethylene	79-01-6	9.6	96
Trichlorofluoromethane	75-69-4	14	135 *
1,2,4-Trimethylbenzene	95-63-6	11	112
1,3,5-Trimethylbenzene	108-67-8	11	109
2,2,4-Trimethylpentane	540-84-1	9.6	96
Vinyl chloride	75-01-4	11	108
m or p-Xylene	1330-20-7	5.4	54 *
o-Xylene	95-47-6	11	108

*** LCS recovery must be within 70-130% of the spiked value for 90% of the compounds.**

Quantitation Report (QT Reviewed)

Data Path : C:\MSDChem\1\DATA\Aug06\
Data File : 0809lcs02.D
Acq On : 09 Aug 2006 12:49
Operator : .
Sample : 10 ppbv LCS.
Misc : .
ALS Vial : 1 Sample Multiplier: 1

Quant Time: Aug 09 14:04:17 2006
Quant Method : C:\MSDCHEM\1\METHODS\PAL0726.M
Quant Title : TO-15
QLast Update : Tue Aug 01 10:35:23 2006
Response via : Initial Calibration

Internal Standards	R.T.	QIon	Response	Conc	Units	Dev(Min)
1) Bromochloromethane_(IS)	9.21	130	22362	10.00	ppbV	0.02
25) Difluorobenzene,_1,4-_(IS)	11.38	114	114633	10.00	ppbV	0.01
40) Chlorobenzene,_d-5__(IS)	16.75	117	99505	10.00	ppbV	0.01

System Monitoring Compounds

52) Bromofluorobenzene_(tune_s	18.93	95	61054	10.07	ppbV	0.01
Spiked Amount 10.000	Range 75 - 125		Recovery = 100.70%			

Target Compounds

						Qvalue
2) Dichlorodifluoromethane	3.96	85	140684	12.14	ppbV	100
3) Chloromethane	4.16	50	67462	10.32	ppbV	100
4) Dichlorotetrafluoroethane	4.30	85	194221	10.54	ppbV	99
5) Vinyl_chloride	4.42	62	95669	10.76	ppbV	100
6) Butadiene,_1,3-	4.59	54	80358	11.89	ppbV	99
7) Bromomethane	4.90	94	66140	10.41	ppbV	97
8) Chloroethane	5.11	64	49238	10.35	ppbV	100
9) Bromoethene	5.50	106	23528	11.06	ppbV	98
10) Acetone	5.82	43	110817	11.82	ppbV	98
11) Trichlorofluoromethane	5.97	101	154652	13.49	ppbV	98
12) Dichloroethylene,_1,1-	6.67	61	128337	11.43	ppbV	99
13) Butyl_Alcohol,_tert	6.81	59	59877	12.04	ppbV	100
14) Methylene_chloride	6.82	49	94934	10.55	ppbV	97
15) Chloropropene,_3-	6.95	76	12835	11.12	ppbV	100
16) Trichloro-1,2,2-trifluoroe	7.10	101	167666	10.61	ppbV	99
17) Carbon_disulfide	7.12	76	260252	10.35	ppbV #	98
18) Dichloroethylene,_trans-1,	7.84	61	123676	10.89	ppbV	100
19) Dichloroethane,_1,1-	8.08	63	161142	11.08	ppbV	100
20) Methyl-t-butyl_ether	8.14	73	253037	11.79	ppbV	99
21) Methyl_ethyl_ketone	8.54	43	170219	10.70	ppbV	99
22) Dichloroethylene,_cis-1,2-	9.01	61	118150	11.01	ppbV	100
23) Hexane	9.22	57	150523	10.35	ppbV	99
24) Chloroform	9.35	83	156398	11.58	ppbV	100
26) Dichloroethane,_1,2-	10.17	62	97108	11.68	ppbV #	80
27) Trichloroethane,_1,1,1-	10.44	97	149960	11.43	ppbV	98
28) Benzene	10.97	78	306448	9.75	ppbV	97
29) Carbon_tetrachloride	11.14	117	141177	11.38	ppbV	99
30) Cyclohexane	11.27	56	162763	9.25	ppbV	100
31) Dichloropropane,_1,2-	11.92	63	106263	9.08	ppbV	97
32) Bromodichloromethane	12.15	83	180725	10.72	ppbV	98
33) Trichloroethylene	12.19	130	128486	9.56	ppbV	95
34) Trimethylpentane,_2,2,4-	12.22	57	188670	9.63	ppbV	97
35) Heptane	12.54	43	178829	9.73	ppbV	99
36) Dichloropropene,_cis-1,3-	13.23	75	168688	9.73	ppbV	99
37) Methyl_isobutyl_ketone	13.26	43	215567	10.71	ppbV	99
38) Dichloropropene,_trans-1,3	13.87	75	163795	10.44	ppbV	99
39) Trichloroethane,_1,1,2-	14.09	97	112854	9.49	ppbV	97
41) Toluene	14.43	91	391318	10.25	ppbV	97
42) Dibromochloromethane	14.97	129	160109	10.99	ppbV	97
43) Dibromoethane,_1,2-	15.30	107	167705	10.13	ppbV	100
44) Tetrachloroethylene	15.90	166	139382	10.22	ppbV	94
45) Chlorobenzene	16.81	112	287049	10.16	ppbV	99
46) Ethylbenzene	17.33	91	478695	10.88	ppbV	98

Quantitation Report (QT Reviewed)

Data Path : C:\MSDChem\1\DATA\Aug06\
Data File : 0809lcs02.D
Acq On : 09 Aug 2006 12:49
Operator : .
Sample : 10 ppbv LCS.
Misc : .
ALS Vial : 1 Sample Multiplier: 1

Quant Time: Aug 09 14:04:17 2006
Quant Method : C:\MSDCHEM\1\METHODS\PAL0726.M
Quant Title : TO-15
QLast Update : Tue Aug 01 10:35:23 2006
Response via : Initial Calibration

Internal Standards	R.T.	QIon	Response	Conc	Units	Dev(Min)
47) Xylene,_m_&_p-	17.58	91	374217	5.37	ppbV #	76
48) Bromoform	17.69	171	70279	9.82	ppbV	96
49) Styrene	18.10	104	288187	10.54	ppbV	95
50) Tetrachloroethane,_1,1,2,2	18.25	83	275170	10.70	ppbV	99
51) Xylene,_o-	18.26	91	392727	10.81	ppbV	99
53) Chlorotoluene,_2-	19.89	91	28950	10.54	ppbV	100
54) Ethyltoluene,_4-	20.19	105	484480	11.05	ppbV	98
55) Trimethylbenzene,_1,3,5-	20.32	105	416461	10.91	ppbV	96
56) Trimethylbenzene,_1,2,4-	21.03	105	412366	11.23	ppbV	98
57) Dichlorobenzene,_1,3-	21.28	146	254252	10.37	ppbV	99
58) Dichlorobenzene,_1,4-	21.41	146	249901	10.34	ppbV	100
59) Dichlorobenzene,_1,2-	22.02	146	215751	10.12	ppbV	99
60) Trichlorobenzene,_1,2,4-	25.40	180	147211	10.46	ppbV	95
61) Hexachlorobutadiene	26.16	225	89609	10.82	ppbV	100

(#) = qualifier out of range (m) = manual integration (+) = signals summed

Quantitation Report (QT Reviewed)

Data Path : C:\MSDChem\1\DATA\Aug06\
Data File : 0809lcs02.D
Acq On : 09 Aug 2006 12:49
Operator : .
Sample : 10 ppbv LCS.
Misc : .
ALS Vial : 1 Sample Multiplier: 1

Quant Time: Aug 09 14:04:17 2006
Quant Method : C:\MSDCHEM\1\METHODS\PAL0726.M
Quant Title : TO-15
QLast Update : Tue Aug 01 10:35:23 2006
Response via : Initial Calibration

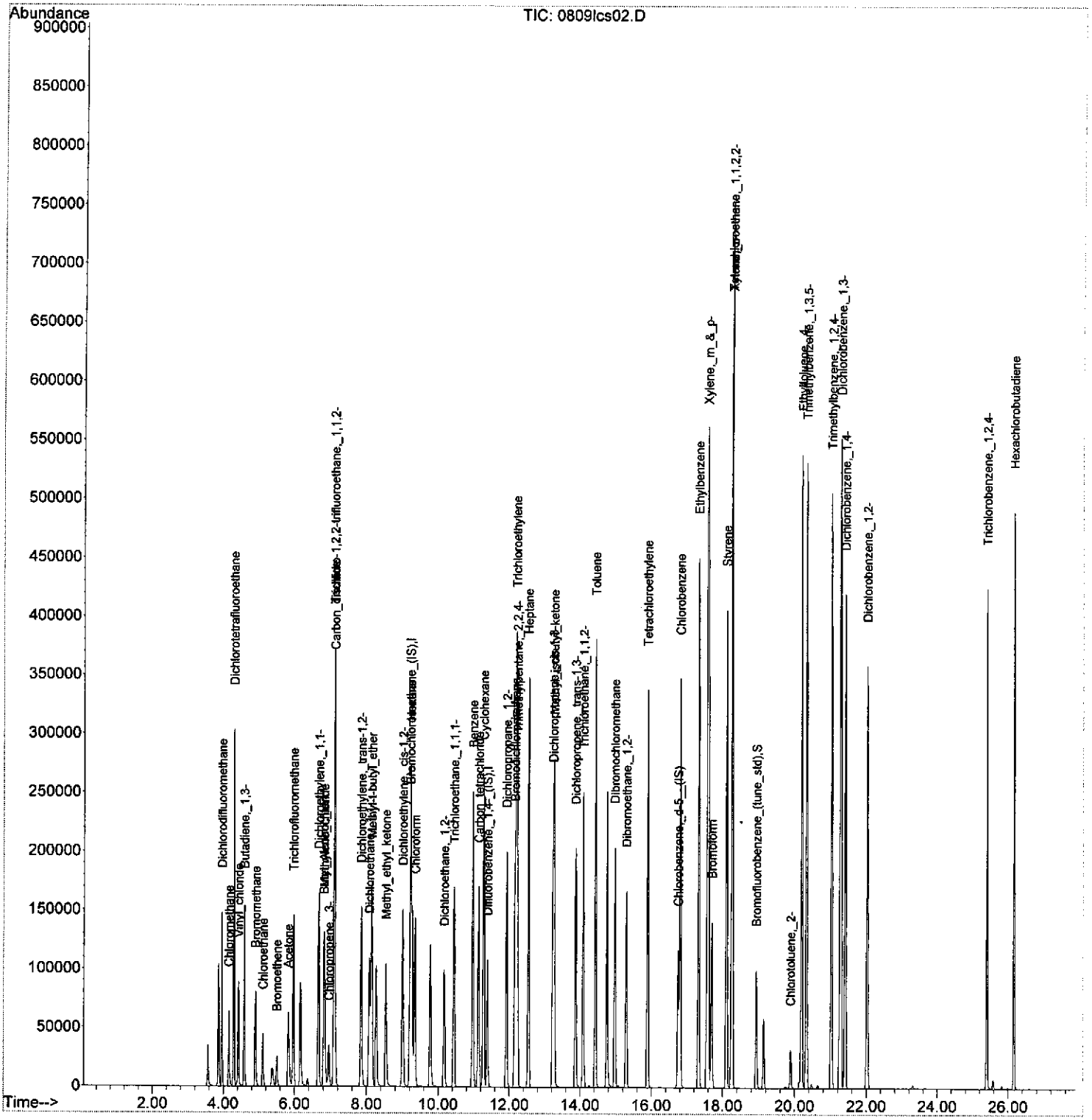

Method Blank Report

Sample Name: Method Blank

Data File: 0802BLK
Date Analyzed: 8/2/2006

Runs with this Method Blank

BFB Tune [0802bfb]; 10ppbVDCS[0802dcs]; 10ppbVLCS [0802lcs01, 0802lcs02];60419-01x100 [080217];60419-02x100 [080220];60419-03 [080208];60419-03x25 [080207];60419-05 [080204];60419-05x100 [080206];60419-05x25 [080203];60419-06x1000 [080223];60419-08 [080202];60419-08x25 [080201];60419-09 [080211];60419-09x25 [080210];60419-15 [080214];60419-15x25 [080213]

Compound	CAS #	PQL (ppbv)	Calculated Amount
Acetone	67-64-1	0.50	0.00
Benzene	71-43-2	0.08	0.00
Bromodichloromethane	75-27-4	0.14	0.00
Bromoethene	593-60-2	0.07	0.00
Bromoform	75-25-2	0.11	0.00
Bromomethane	74-83-9	0.28	0.00
1,3-Butadiene	106-99-0	0.15	0.00
tert-Butyl alcohol	75-65-0	0.15	0.00
Carbon disulfide	75-15-0	0.15	0.00
Carbon tetrachloride	56-23-5	0.17	0.00
Chlorobenzene	108-90-7	0.04	0.00
Chloroethane	75-00-3	0.13	0.00
Chloroform	67-66-3	0.12	0.00
Chloromethane	74-87-3	0.23	0.00
3-Chloropropene	107-05-1	0.27	0.00
2-Chlorotoluene	95-49-8	0.07	0.00
Cyclohexane	110-82-7	0.16	0.00
Dibromochloromethane	124-48-1	0.10	0.00
1,2-Dibromoethane	106-93-4	0.07	0.00
1,2-Dichlorobenzene	95-50-1	0.21	0.00
1,3-Dichlorobenzene	541-73-1	0.17	0.00
1,4-Dichlorobenzene	106-46-7	0.23	0.00
Dichlorodifluoromethane	75-71-8	0.22	0.00
1,1-Dichloroethane	75-34-3	0.16	0.00
1,2-Dichloroethane	107-06-2	0.13	0.00
1,1-Dichloroethylene	75-35-4	0.09	0.00
cis-1,2-Dichloroethylene	156-59-2	0.14	0.00
trans-1,2-Dichloroethylene	156-60-5	0.18	0.00
1,2-Dichloropropane	78-87-5	0.09	0.00
cis-1,3-Dichloropropene	10061-01-5	0.17	0.00
trans-1,3-Dichloropropene	10061-02-6	0.19	0.00
Dichlorotetrafluoroethane	76-14-2	0.28	0.00
Ethylbenzene	100-41-4	0.03	0.00
4-Ethyltoluene	622-96-8	0.27	0.00
Heptane	142-82-5	0.08	0.00
Hexachlorobutadiene	87-68-3	0.26	0.00
Hexane	110-54-3	0.11	0.00
Methyl ethyl ketone	78-93-3	0.16	0.00
Methyl isobutyl ketone	108-10-1	0.10	0.00
Methylene chloride	75-09-2	0.24	0.00
Methyl-t-butyl ether	1634-04-4	0.12	0.00
Styrene	100-42-5	0.09	0.00
1,1,2,2-Tetrachloroethane	79-34-5	0.04	0.00
Tetrachloroethylene	127-18-4	0.06	0.00
Toluene	108-88-3	0.03	0.00
1,1,2-Trichloro-1,2,2-trifluoroethane	76-13-1	0.09	0.00
1,2,4-Trichlorobenzene	120-82-1	0.29	0.00
1,1,1-Trichloroethane	71-55-6	0.09	0.00
1,1,2-Trichloroethane	79-00-5	0.06	0.00
Trichloroethylene	79-01-6	0.04	0.00
Trichlorofluoromethane	75-69-4	0.15	0.00
1,2,4-Trimethylbenzene	95-63-6	0.28	0.00
1,3,5-Trimethylbenzene	108-67-8	0.29	0.00
2,2,4-Trimethylpentane	540-84-1	0.03	0.00
Vinyl chloride	75-01-4	0.13	0.00
m or p-Xylene	1330-20-7	0.09	0.00
o-Xylene	95-47-6	0.10	0.00

*** Method Blank must be less than the Practical Quantitation Limit (PQL).**

Quantitation Report (QT Reviewed)

Data Path : C:\MSDChem\1\DATA\Aug06\
Data File : 0802blk.D
Acq On : 02 Aug 2006 10:55
Operator : .
Sample : Method Blank.
Misc : .
ALS Vial : 1 Sample Multiplier: 1

Quant Time: Aug 02 13:32:05 2006
Quant Method : C:\MSDCHEM\1\METHODS\PAL0726.M
Quant Title : TO-15
QLast Update : Tue Aug 01 10:35:23 2006
Response via : Initial Calibration

Internal Standards	R.T.	QIon	Response	Conc	Units	Dev(Min)
1) Bromochloromethane_(IS)	9.17	130	35043	10.00	ppbV	-0.01
25) Difluorobenzene,_1,4-_(IS)	11.36	114	171936	10.00	ppbV	0.00
40) Chlorobenzene,_d-5__(IS)	16.76	117	150240	10.00	ppbV	0.02

System Monitoring Compounds

52) Bromofluorobenzene_(tune_s	18.95	95	97374	10.64	ppbV	0.02

Spiked Amount 10.000 Range 75 - 125 Recovery = 106.40%

Target Compounds Qvalue

(#) = qualifier out of range (m) = manual integration (+) = signals summed

Quantitation Report (QT Reviewed)

Data Path : C:\MSDChem\1\DATA\Aug06\
Data File : 0802blk.D
Acq On : 02 Aug 2006 10:55
Operator : .
Sample : Method Blank.
Misc : .
ALS Vial : 1 Sample Multiplier: 1

Quant Time: Aug 02 13:32:05 2006
Quant Method : C:\MSDCHEM\1\METHODS\PAL0726.M
Quant Title : TO-15
QLast Update : Tue Aug 01 10:35:23 2006
Response via : Initial Calibration

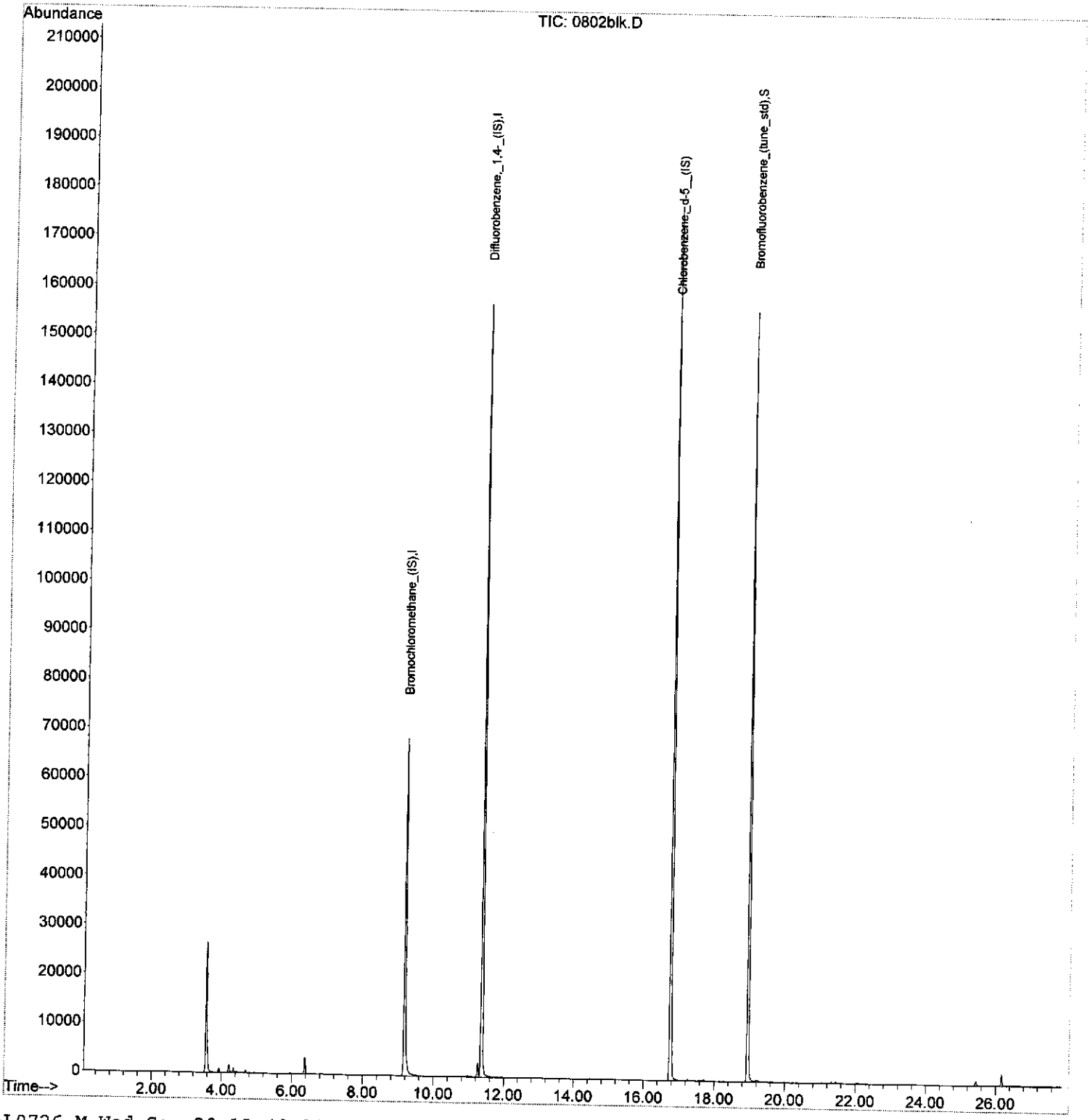

PAL0726.M Wed Sep 20 13:40:38 2006 S1

Method Blank Report

Sample Name: Method Blank

Data File: 0803BLK
Date Analyzed: 8/3/2006

Runs with this Method Blank

BFB Tune [0803bfb]; 10ppbVDCS[0803dcs]; 10ppbVLCS [0803lcs01, 0803lcs02];60419-04 [080319];60419-04x25 [080318];60419-10 [080322];60419-10x25 [080321]

Compound	CAS #	PQL (ppbv)	Calculated Amount
Acetone	67-64-1	0.50	0.00
Benzene	71-43-2	0.08	0.00
Bromodichloromethane	75-27-4	0.14	0.00
Bromoethene	593-60-2	0.07	0.00
Bromoform	75-25-2	0.11	0.00
Bromomethane	74-83-9	0.28	0.00
1,3-Butadiene	106-99-0	0.15	0.00
tert-Butyl alcohol	75-65-0	0.15	0.00
Carbon disulfide	75-15-0	0.15	0.00
Carbon tetrachloride	56-23-5	0.17	0.00
Chlorobenzene	108-90-7	0.04	0.00
Chloroethane	75-00-3	0.13	0.00
Chloroform	67-66-3	0.12	0.00
Chloromethane	74-87-3	0.23	0.00
3-Chloropropene	107-05-1	0.27	0.00
2-Chlorotoluene	95-49-8	0.07	0.00
Cyclohexane	110-82-7	0.16	0.00
Dibromochloromethane	124-48-1	0.10	0.00
1,2-Dibromoethane	106-93-4	0.07	0.00
1,2-Dichlorobenzene	95-50-1	0.21	0.00
1,3-Dichlorobenzene	541-73-1	0.17	0.00
1,4-Dichlorobenzene	106-46-7	0.23	0.00
Dichlorodifluoromethane	75-71-8	0.22	0.00
1,1-Dichloroethane	75-34-3	0.16	0.00
1,2-Dichloroethane	107-06-2	0.13	0.00
1,1-Dichloroethylene	75-35-4	0.09	0.00
cis-1,2-Dichloroethylene	156-59-2	0.14	0.00
trans-1,2-Dichloroethylene	156-60-5	0.18	0.00
1,2-Dichloropropane	78-87-5	0.09	0.00
cis-1,3-Dichloropropene	10061-01-5	0.17	0.00
trans-1,3-Dichloropropene	10061-02-6	0.19	0.00
Dichlorotetrafluoroethane	76-14-2	0.28	0.00
Ethylbenzene	100-41-4	0.03	0.00
4-Ethyltoluene	622-96-8	0.27	0.00
Heptane	142-82-5	0.08	0.00
Hexachlorobutadiene	87-68-3	0.26	0.00
Hexane	110-54-3	0.11	0.00
Methyl ethyl ketone	78-93-3	0.16	0.00
Methyl isobutyl ketone	108-10-1	0.10	0.00
Methylene chloride	75-09-2	0.24	0.00
Methyl-t-butyl ether	1634-04-4	0.12	0.00
Styrene	100-42-5	0.09	0.00
1,1,2,2-Tetrachloroethane	79-34-5	0.04	0.00
Tetrachloroethylene	127-18-4	0.06	0.00
Toluene	108-88-3	0.03	0.00
1,1,2-Trichloro-1,2,2-trifluoroethane	76-13-1	0.09	0.00
1,2,4-Trichlorobenzene	120-82-1	0.29	0.00
1,1,1-Trichloroethane	71-55-6	0.09	0.00
1,1,2-Trichloroethane	79-00-5	0.06	0.00
Trichloroethylene	79-01-6	0.04	0.00
Trichlorofluoromethane	75-69-4	0.15	0.00
1,2,4-Trimethylbenzene	95-63-6	0.28	0.00
1,3,5-Trimethylbenzene	108-67-8	0.29	0.00
2,2,4-Trimethylpentane	540-84-1	0.03	0.00
Vinyl chloride	75-01-4	0.13	0.00
m or p-Xylene	1330-20-7	0.09	0.00
o-Xylene	95-47-6	0.10	0.00

*** Method Blank must be less than the Practical Quantitation Limit (PQL).**

Quantitation Report (QT Reviewed)

Data Path : C:\MSDChem\1\DATA\Aug06\
Data File : 0803blk.D
Acq On : 03 Aug 2006 12:52
Operator : .
Sample : Method Blank.
Misc : .
ALS Vial : 1 Sample Multiplier: 1

Quant Time: Aug 03 13:40:44 2006
Quant Method : C:\MSDCHEM\1\METHODS\PAL0726.M
Quant Title : TO-15
QLast Update : Tue Aug 01 10:35:23 2006
Response via : Initial Calibration

Internal Standards	R.T.	QIon	Response	Conc Units	Dev(Min)
1) Bromochloromethane_(IS)	9.17	130	30354	10.00 ppbV	-0.01
25) Difluorobenzene,_1,4-_(IS)	11.36	114	147831	10.00 ppbV	0.00
40) Chlorobenzene,_d-5__(IS)	16.76	117	125017	10.00 ppbV	0.02

System Monitoring Compounds

52) Bromofluorobenzene_(tune_s	18.95	95	74367	9.77 ppbV	0.02

Spiked Amount 10.000 Range 75 - 125 Recovery = 97.70%

Target Compounds Qvalue

(#) = qualifier out of range (m) = manual integration (+) = signals summed

Quantitation Report (QT Reviewed)

Data Path : C:\MSDChem\1\DATA\Aug06\
Data File : 0803blk.D
Acq On : 03 Aug 2006 12:52
Operator : .
Sample : Method Blank.
Misc : .
ALS Vial : 1 Sample Multiplier: 1

Quant Time: Aug 03 13:40:44 2006
Quant Method : C:\MSDCHEM\1\METHODS\PAL0726.M
Quant Title : TO-15
QLast Update : Tue Aug 01 10:35:23 2006
Response via : Initial Calibration

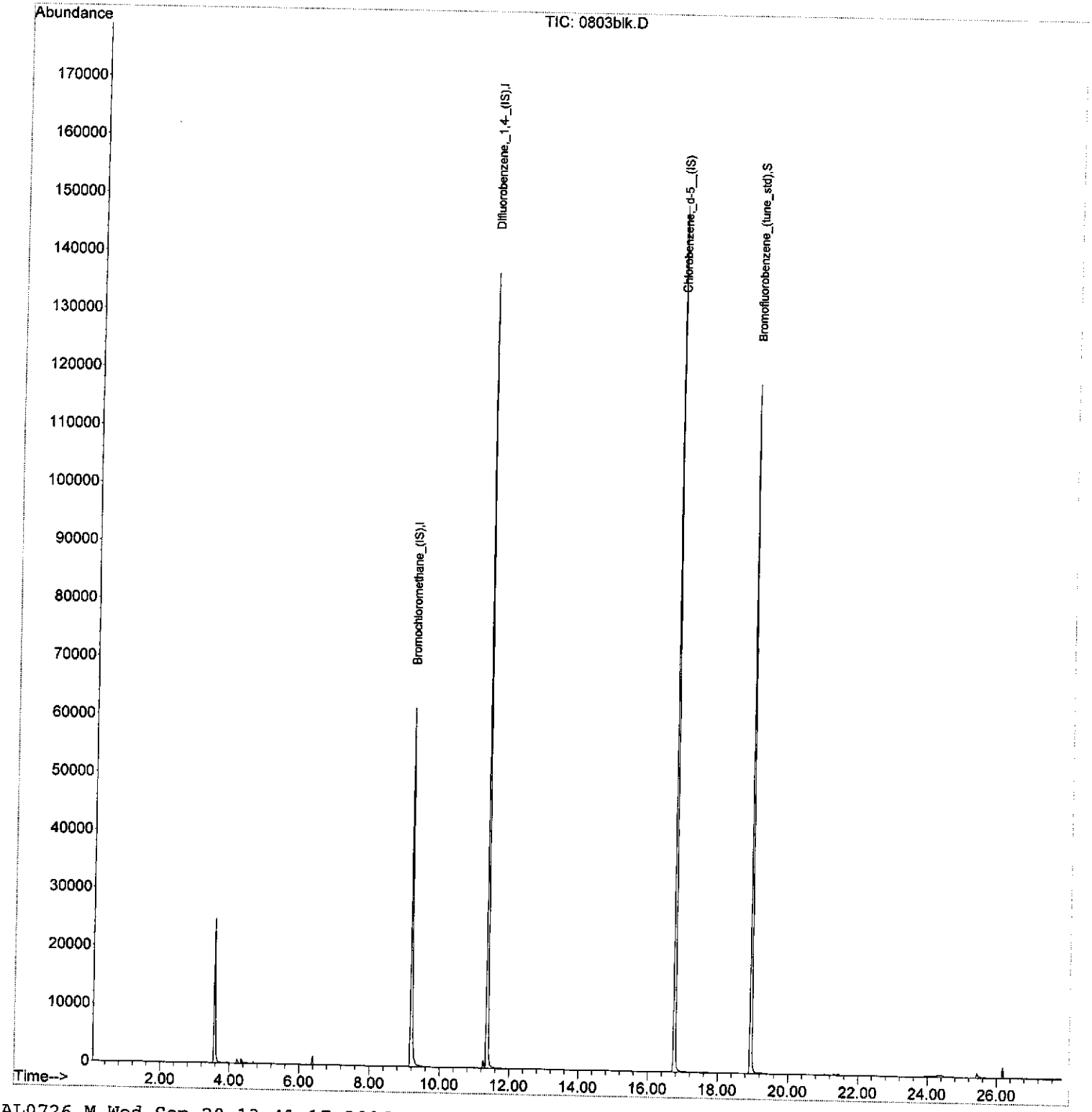

PAL0726.M Wed Sep 20 13:41:17 2006 S1

Method Blank Report

Sample Name: Method Blank

Data File: 0804BLK
Date Analyzed: 8/4/2006

Runs with this Method Blank

BFB Tune [0804bfb]; 10ppbVDCS[0804dcs]; 10ppbVLCS [0804lcs01, 0804lcs02];60419-14x25 [080419];60419-16x1000 [080422]

Compound	CAS #	PQL (ppbv)	Calculated Amount
Acetone	67-64-1	0.50	0.00
Benzene	71-43-2	0.08	0.00
Bromodichloromethane	75-27-4	0.14	0.00
Bromoethene	593-60-2	0.07	0.00
Bromoform	75-25-2	0.11	0.00
Bromomethane	74-83-9	0.28	0.00
1,3-Butadiene	106-99-0	0.15	0.00
tert-Butyl alcohol	75-65-0	0.15	0.00
Carbon disulfide	75-15-0	0.15	0.00
Carbon tetrachloride	56-23-5	0.17	0.00
Chlorobenzene	108-90-7	0.04	0.00
Chloroethane	75-00-3	0.13	0.00
Chloroform	67-66-3	0.12	0.00
Chloromethane	74-87-3	0.23	0.00
3-Chloropropene	107-05-1	0.27	0.00
2-Chlorotoluene	95-49-8	0.07	0.00
Cyclohexane	110-82-7	0.16	0.00
Dibromochloromethane	124-48-1	0.10	0.00
1,2-Dibromoethane	106-93-4	0.07	0.00
1,2-Dichlorobenzene	95-50-1	0.21	0.00
1,3-Dichlorobenzene	541-73-1	0.17	0.00
1,4-Dichlorobenzene	106-46-7	0.23	0.00
Dichlorodifluoromethane	75-71-8	0.22	0.00
1,1-Dichloroethane	75-34-3	0.16	0.00
1,2-Dichloroethane	107-06-2	0.13	0.00
1,1-Dichloroethylene	75-35-4	0.09	0.00
cis-1,2-Dichloroethylene	156-59-2	0.14	0.00
trans-1,2-Dichloroethylene	156-60-5	0.18	0.00
1,2-Dichloropropane	78-87-5	0.09	0.00
cis-1,3-Dichloropropene	10061-01-5	0.17	0.00
trans-1,3-Dichloropropene	10061-02-6	0.19	0.00
Dichlorotetrafluoroethane	76-14-2	0.28	0.00
Ethylbenzene	100-41-4	0.03	0.00
4-Ethyltoluene	622-96-8	0.27	0.00
Heptane	142-82-5	0.08	0.00
Hexachlorobutadiene	87-68-3	0.26	0.00
Hexane	110-54-3	0.11	0.00
Methyl ethyl ketone	78-93-3	0.16	0.00
Methyl isobutyl ketone	108-10-1	0.10	0.00
Methylene chloride	75-09-2	0.24	0.00
Methyl-t-butyl ether	1634-04-4	0.12	0.00
Styrene	100-42-5	0.09	0.00
1,1,2,2-Tetrachloroethane	79-34-5	0.04	0.00
Tetrachloroethylene	127-18-4	0.06	0.00
Toluene	108-88-3	0.03	0.00
1,1,2-Trichloro-1,2,2-trifluoroethane	76-13-1	0.09	0.00
1,2,4-Trichlorobenzene	120-82-1	0.29	0.00
1,1,1-Trichloroethane	71-55-6	0.09	0.00
1,1,2-Trichloroethane	79-00-5	0.06	0.00
Trichloroethylene	79-01-6	0.04	0.00
Trichlorofluoromethane	75-69-4	0.15	0.00
1,2,4-Trimethylbenzene	95-63-6	0.28	0.00
1,3,5-Trimethylbenzene	108-67-8	0.29	0.00
2,2,4-Trimethylpentane	540-84-1	0.03	0.00
Vinyl chloride	75-01-4	0.13	0.00
m or p-Xylene	1330-20-7	0.09	0.00
o-Xylene	95-47-6	0.10	0.00

*** Method Blank must be less than the Practical Quantitation Limit (PQL).**

Quantitation Report (QT Reviewed)

Data Path : C:\MSDChem\1\DATA\Aug06\
Data File : 0804blk.D
Acq On : 04 Aug 2006 11:29
Operator : .
Sample : Method Blank.
Misc : .
ALS Vial : 1 Sample Multiplier: 1

Quant Time: Aug 04 14:36:01 2006
Quant Method : C:\MSDCHEM\1\METHODS\PAL0726.M
Quant Title : TO-15
QLast Update : Tue Aug 01 10:35:23 2006
Response via : Initial Calibration

Internal Standards	R.T.	QIon	Response	Conc	Units	Dev(Min)
1) Bromochloromethane_(IS)	9.17	130	21164	10.00	ppbV	-0.01
25) Difluorobenzene,_1,4-_(IS)	11.36	114	102574	10.00	ppbV	0.00
40) Chlorobenzene,_d-5__(IS)	16.75	117	84779	10.00	ppbV	0.01

System Monitoring Compounds

52) Bromofluorobenzene_(tune_s	18.94	95	51717	10.02	ppbV	0.02

Spiked Amount 10.000 Range 75 - 125 Recovery = 100.20%

Target Compounds

Qvalue

(#) = qualifier out of range (m) = manual integration (+) = signals summed

Quantitation Report (QT Reviewed)

Data Path : C:\MSDChem\1\DATA\Aug06\
Data File : 0804blk.D
Acq On : 04 Aug 2006 11:29
Operator : .
Sample : Method Blank.
Misc : .
ALS Vial : 1 Sample Multiplier: 1

Quant Time: Aug 04 14:36:01 2006
Quant Method : C:\MSDCHEM\1\METHODS\PAL0726.M
Quant Title : TO-15
QLast Update : Tue Aug 01 10:35:23 2006
Response via : Initial Calibration

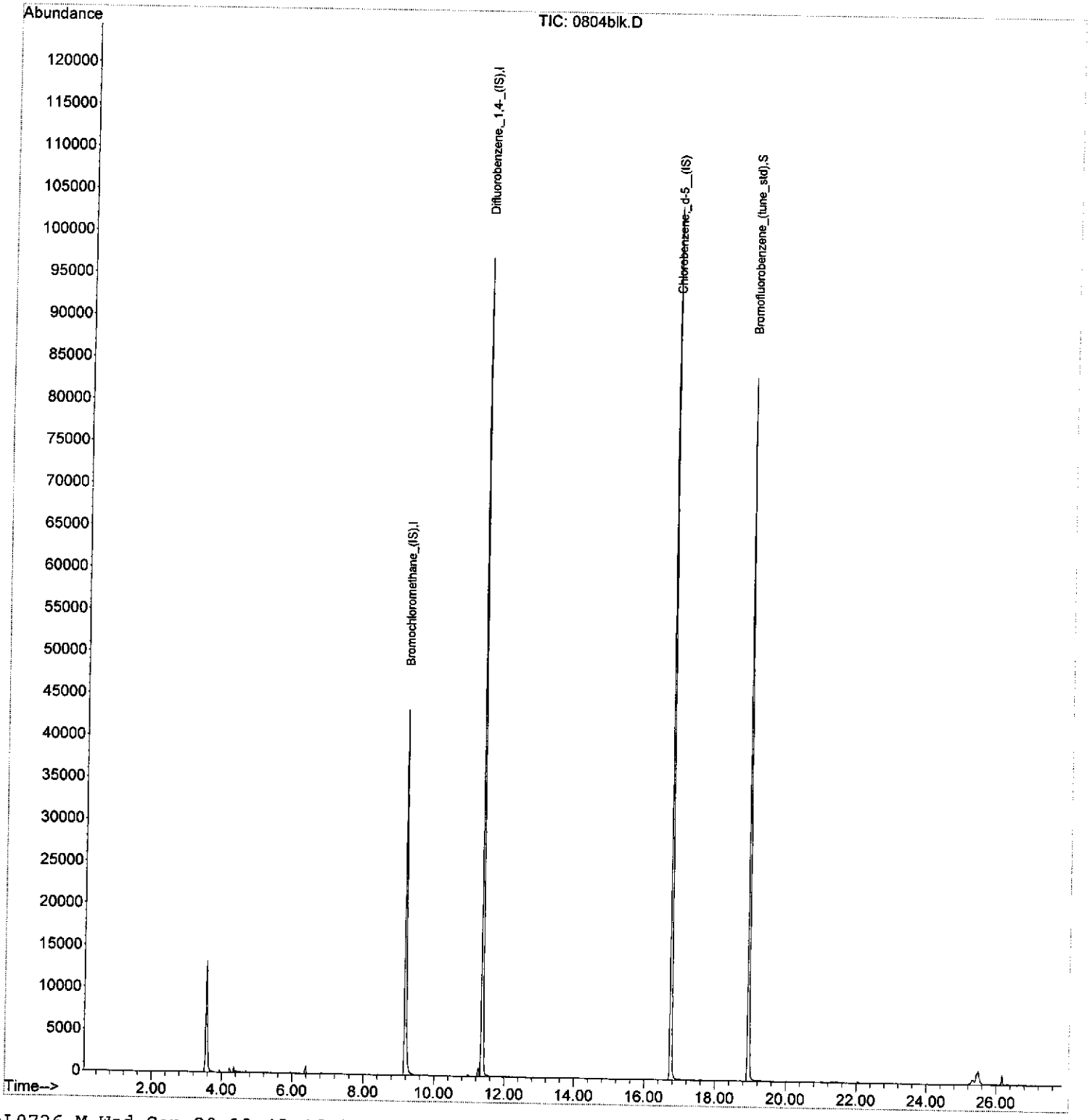

PAL0726.M Wed Sep 20 13:42:46 2006 S1

Method Blank Report

Sample Name: Method Blank

Data File: 0807BLK
Date Analyzed: 8/7/2006

Runs with this Method Blank
BFB Tune [0807b16]; 10ppbVLCS[0807lcs]; 10ppbVLCS [0807lcs01, 0807lcs02];60419-01x25 [080701];60419-02x25 [080703];60419-07x1000 [080705];60419-11x1000 [080707];60419-12x1000 [080709];60419-13 [080712];60419-13x25 [080711];60419-14 [080714];60419-16x25 [080716]

Compound	CAS #	PQL (ppbv)	Calculated Amount
Acetone	67-64-1	0.50	0.00
Benzene	71-43-2	0.08	0.00
Bromodichloromethane	75-27-4	0.14	0.00
Bromoethene	593-60-2	0.07	0.00
Bromoform	75-25-2	0.11	0.00
Bromomethane	74-83-9	0.28	0.00
1,3-Butadiene	106-99-0	0.15	0.00
tert-Butyl alcohol	75-65-0	0.15	0.00
Carbon disulfide	75-15-0	0.15	0.00
Carbon tetrachloride	56-23-5	0.17	0.00
Chlorobenzene	108-90-7	0.04	0.00
Chloroethane	75-00-3	0.13	0.00
Chloroform	67-66-3	0.12	0.00
Chloromethane	74-87-3	0.23	0.00
3-Chloropropene	107-05-1	0.27	0.00
2-Chlorotoluene	95-49-8	0.07	0.00
Cyclohexane	110-82-7	0.16	0.00
Dibromochloromethane	124-48-1	0.10	0.00
1,2-Dibromoethane	106-93-4	0.07	0.00
1,2-Dichlorobenzene	95-50-1	0.21	0.00
1,3-Dichlorobenzene	541-73-1	0.17	0.00
1,4-Dichlorobenzene	106-46-7	0.23	0.00
Dichlorodifluoromethane	75-71-8	0.22	0.00
1,1-Dichloroethane	75-34-3	0.16	0.00
1,2-Dichloroethane	107-06-2	0.13	0.00
1,1-Dichloroethylene	75-35-4	0.09	0.00
cis-1,2-Dichloroethylene	156-59-2	0.14	0.00
trans-1,2-Dichloroethylene	156-60-5	0.18	0.00
1,2-Dichloropropane	78-87-5	0.09	0.00
cis-1,3-Dichloropropene	10061-01-5	0.17	0.00
trans-1,3-Dichloropropene	10061-02-6	0.19	0.00
Dichlorotetrafluoroethane	76-14-2	0.28	0.00
Ethylbenzene	100-41-4	0.03	0.00
4-Ethyltoluene	622-96-8	0.27	0.00
Heptane	142-82-5	0.08	0.00
Hexachlorobutadiene	87-68-3	0.26	0.00
Hexane	110-54-3	0.11	0.00
Methyl ethyl ketone	78-93-3	0.16	0.00
Methyl isobutyl ketone	108-10-1	0.10	0.00
Methylene chloride	75-09-2	0.24	0.00
Methyl-t-butyl ether	1634-04-4	0.12	0.00
Styrene	100-42-5	0.09	0.00
1,1,2,2-Tetrachloroethane	79-34-5	0.04	0.00
Tetrachloroethylene	127-18-4	0.06	0.00
Toluene	108-88-3	0.03	0.00
1,1,2-Trichloro-1,2,2-trifluoroethane	76-13-1	0.09	0.00
1,2,4-Trichlorobenzene	120-82-1	0.29	0.00
1,1,1-Trichloroethane	71-55-6	0.09	0.00
1,1,2-Trichloroethane	79-00-5	0.06	0.00
Trichloroethylene	79-01-6	0.04	0.00
Trichlorofluoromethane	75-69-4	0.15	0.00
1,2,4-Trimethylbenzene	95-63-6	0.28	0.00
1,3,5-Trimethylbenzene	108-67-8	0.29	0.00
2,2,4-Trimethylpentane	540-84-1	0.03	0.00
Vinyl chloride	75-01-4	0.13	0.00
m or p-Xylene	1330-20-7	0.09	0.00
o-Xylene	95-47-6	0.10	0.00

*** Method Blank must be less than the Practical Quantitation Limit (PQL).**

Quantitation Report (QT Reviewed)

Data Path : C:\MSDChem\1\DATA\Aug06\
Data File : 0807blk.D
Acq On : 07 Aug 2006 12:19
Operator : .
Sample : Method Blank.
Misc : .
ALS Vial : 1 Sample Multiplier: 1

Quant Time: Aug 07 14:40:31 2006
Quant Method : C:\MSDCHEM\1\METHODS\PAL0726.M
Quant Title : TO-15
QLast Update : Mon Aug 07 10:49:25 2006
Response via : Initial Calibration

Internal Standards	R.T.	QIon	Response	Conc	Units	Dev(Min)
1) Bromochloromethane_(IS)	9.17	130	27581	10.00	ppbV	-0.02
25) Difluorobenzene,_1,4-_(IS)	11.35	114	136381	10.00	ppbV	-0.02
40) Chlorobenzene,_d-5__(IS)	16.74	117	114400	10.00	ppbV	0.00

System Monitoring Compounds

52) Bromofluorobenzene_(tune_s	18.92	95	68362	9.81	ppbV	0.00

Spiked Amount 10.000 Range 75 - 125 Recovery = 98.10%

Target Compounds Qvalue

(#) = qualifier out of range (m) = manual integration (+) = signals summed

Quantitation Report (QT Reviewed)

Data Path : C:\MSDChem\1\DATA\Aug06\
Data File : 0807blk.D
Acq On : 07 Aug 2006 12:19
Operator : .
Sample : Method Blank.
Misc : .
ALS Vial : 1 Sample Multiplier: 1

Quant Time: Aug 07 14:40:31 2006
Quant Method : C:\MSDCHEM\1\METHODS\PAL0726.M
Quant Title : TO-15
QLast Update : Mon Aug 07 10:49:25 2006
Response via : Initial Calibration

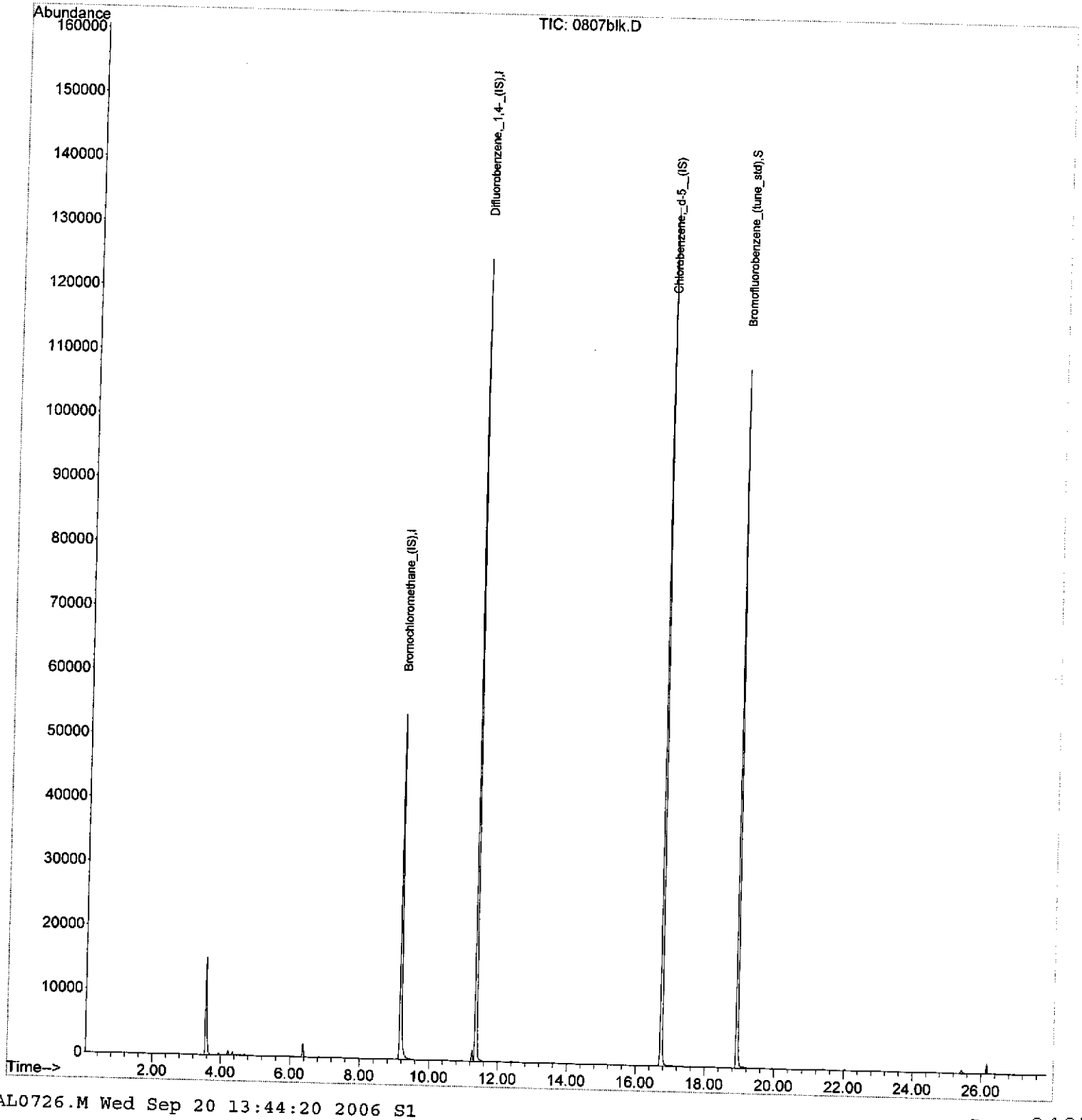

PAL0726.M Wed Sep 20 13:44:20 2006 S1

Method Blank Report

Sample Name: Method Blank

Data File: 0808BLK
Date Analyzed: 8/8/2006

Runs with this Method Blank

BFB Tune [0808bfb]; 10ppbVDCS[0808dcs]; 10ppbVLCS [0808lcs01, 0808lcs02];60419-06x25 [080801]

Compound	CAS #	PQL (ppbv)	Calculated Amount
Acetone	67-64-1	0.50	0.00
Benzene	71-43-2	0.08	0.00
Bromodichloromethane	75-27-4	0.14	0.00
Bromoethene	593-60-2	0.07	0.00
Bromoform	75-25-2	0.11	0.00
Bromomethane	74-83-9	0.28	0.00
1,3-Butadiene	106-99-0	0.15	0.00
tert-Butyl alcohol	75-65-0	0.15	0.00
Carbon disulfide	75-15-0	0.15	0.00
Carbon tetrachloride	56-23-5	0.17	0.00
Chlorobenzene	108-90-7	0.04	0.00
Chloroethane	75-00-3	0.13	0.00
Chloroform	67-66-3	0.12	0.00
Chloromethane	74-87-3	0.23	0.00
3-Chloropropene	107-05-1	0.27	0.00
2-Chlorotoluene	95-49-8	0.07	0.00
Cyclohexane	110-82-7	0.16	0.00
Dibromochloromethane	124-48-1	0.10	0.00
1,2-Dibromoethane	106-93-4	0.07	0.00
1,2-Dichlorobenzene	95-50-1	0.21	0.00
1,3-Dichlorobenzene	541-73-1	0.17	0.00
1,4-Dichlorobenzene	106-46-7	0.23	0.00
Dichlorodifluoromethane	75-71-8	0.22	0.00
1,1-Dichloroethane	75-34-3	0.16	0.00
1,2-Dichloroethane	107-06-2	0.13	0.00
1,1-Dichloroethylene	75-35-4	0.09	0.00
cis-1,2-Dichloroethylene	156-59-2	0.14	0.00
trans-1,2-Dichloroethylene	156-60-5	0.18	0.00
1,2-Dichloropropane	78-87-5	0.09	0.00
cis-1,3-Dichloropropene	10061-01-5	0.17	0.00
trans-1,3-Dichloropropene	10061-02-6	0.19	0.00
Dichlorotetrafluoroethane	76-14-2	0.28	0.00
Ethylbenzene	100-41-4	0.03	0.00
4-Ethyltoluene	622-96-8	0.27	0.00
Heptane	142-82-5	0.08	0.00
Hexachlorobutadiene	87-68-3	0.26	0.00
Hexane	110-54-3	0.11	0.00
Methyl ethyl ketone	78-93-3	0.16	0.00
Methyl isobutyl ketone	108-10-1	0.10	0.00
Methylene chloride	75-09-2	0.24	0.00
Methyl-t-butyl ether	1634-04-4	0.12	0.00
Styrene	100-42-5	0.09	0.00
1,1,2,2-Tetrachloroethane	79-34-5	0.04	0.00
Tetrachloroethylene	127-18-4	0.06	0.00
Toluene	108-88-3	0.03	0.00
1,1,2-Trichloro-1,2,2-trifluoroethane	76-13-1	0.09	0.00
1,2,4-Trichlorobenzene	120-82-1	0.29	0.00
1,1,1-Trichloroethane	71-55-6	0.09	0.00
1,1,2-Trichloroethane	79-00-5	0.06	0.00
Trichloroethylene	79-01-6	0.04	0.00
Trichlorofluoromethane	75-69-4	0.15	0.00
1,2,4-Trimethylbenzene	95-63-6	0.28	0.00
1,3,5-Trimethylbenzene	108-67-8	0.29	0.00
2,2,4-Trimethylpentane	540-84-1	0.03	0.00
Vinyl chloride	75-01-4	0.13	0.00
m or p-Xylene	1330-20-7	0.09	0.00
o-Xylene	95-47-6	0.10	0.00

*** Method Blank must be less than the Practical Quantitation Limit (PQL).**

Quantitation Report (QT Reviewed)

Data Path : C:\MSDChem\1\DATA\Aug06\
Data File : 0808blk.D
Acq On : 08 Aug 06 13:53
Operator : .
Sample : Method Blank.
Misc : .
ALS Vial : 1 Sample Multiplier: 1

Quant Time: Aug 08 16:31:05 2006
Quant Method : C:\MSDCHEM\1\METHODS\PAL0726.M
Quant Title : TO-15
QLast Update : Tue Aug 08 13:15:33 2006
Response via : Initial Calibration

Internal Standards	R.T.	QIon	Response	Conc	Units	Dev(Min)
1) Bromochloromethane_(IS)	9.16	130	24174	10.00	ppbV	-0.02
25) Difluorobenzene,_1,4-_(IS)	11.35	114	116925	10.00	ppbV	-0.02
40) Chlorobenzene,_d-5__(IS)	16.75	117	100892	10.00	ppbV	0.00

System Monitoring Compounds

52) Bromofluorobenzene_(tune_s	18.93	95	60932	9.92	ppbV	0.00

Spiked Amount 10.000 Range 75 - 125 Recovery = 99.20%

Target Compounds Qvalue

(#) = qualifier out of range (m) = manual integration (+) = signals summed

Quantitation Report (QT Reviewed)

Data Path : C:\MSDChem\1\DATA\Aug06\
Data File : 0808blk.D
Acq On : 08 Aug 06 13:53
Operator : .
Sample : Method Blank.
Misc : .
ALS Vial : 1 Sample Multiplier: 1

Quant Time: Aug 08 16:31:05 2006
Quant Method : C:\MSDCHEM\1\METHODS\PAL0726.M
Quant Title : TO-15
QLast Update : Tue Aug 08 13:15:33 2006
Response via : Initial Calibration

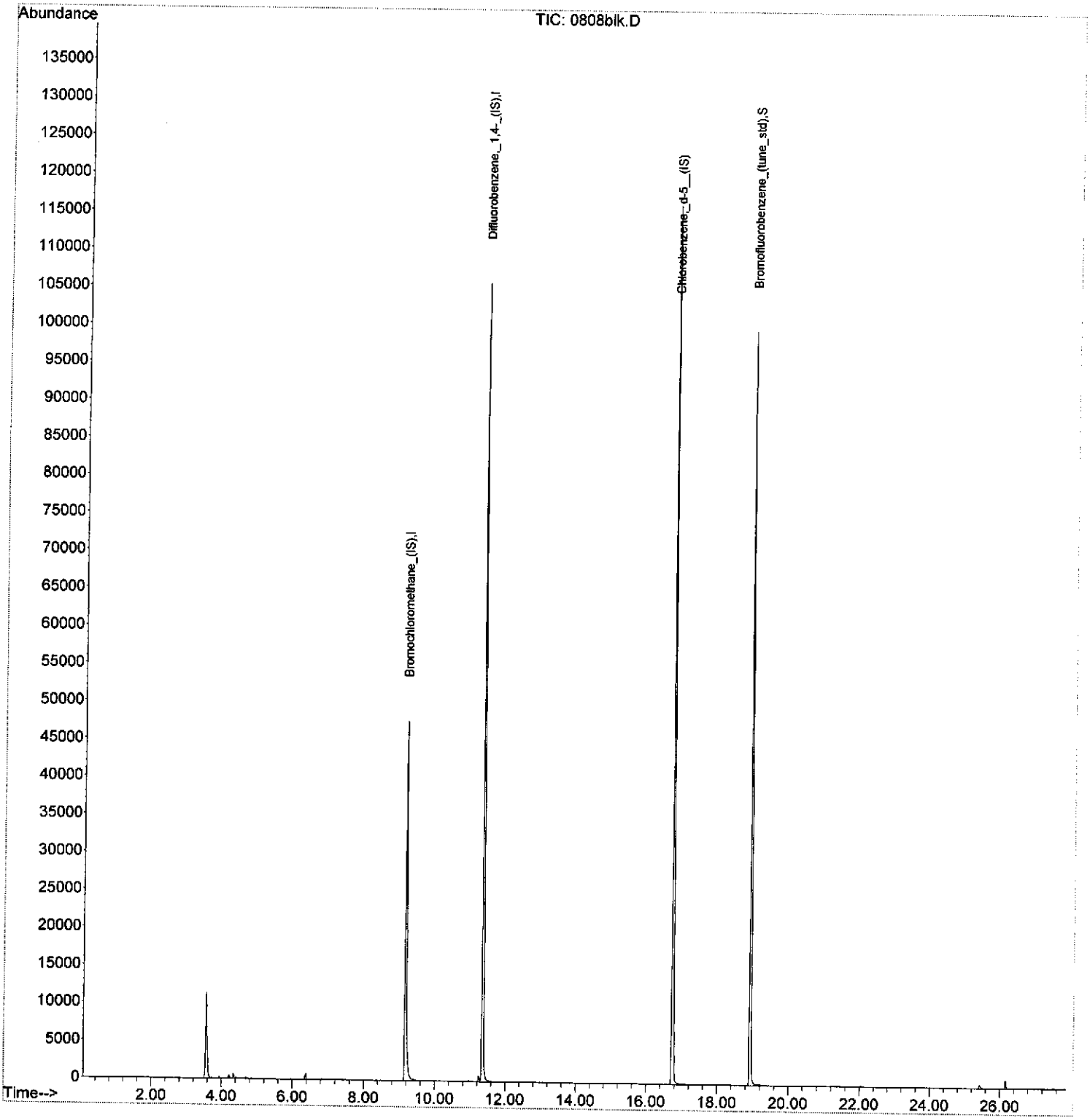

PAL0726.M Wed Sep 20 13:45:32 2006 S1

Method Blank Report

Sample Name: Method Blank

Data File: 0809BLK
Date Analyzed: 8/9/2006

Runs with this Method Blank

BFB Tune [0809bfb]; 10ppbVDCS[0809dcs]; 10ppbVLCS [0809lcs01, 0809lcs02];60419-07x25 [080901];60419-11x25 [080903];60419-12x25 [080905]

Compound	CAS #	PQL	ppbv Calculated Amount
Acetone	67-64-1	0.50	0.00
Benzene	71-43-2	0.08	0.00
Bromodichloromethane	75-27-4	0.14	0.00
Bromoethene	593-60-2	0.07	0.00
Bromoform	75-25-2	0.11	0.00
Bromomethane	74-83-9	0.28	0.00
1,3-Butadiene	106-99-0	0.15	0.00
tert-Butyl alcohol	75-65-0	0.15	0.00
Carbon disulfide	75-15-0	0.15	0.00
Carbon tetrachloride	56-23-5	0.17	0.00
Chlorobenzene	108-90-7	0.04	0.00
Chloroethane	75-00-3	0.13	0.00
Chloroform	67-66-3	0.12	0.00
Chloromethane	74-87-3	0.23	0.00
3-Chloropropene	107-05-1	0.27	0.00
2-Chlorotoluene	95-49-8	0.07	0.00
Cyclohexane	110-82-7	0.16	0.00
Dibromochloromethane	124-48-1	0.10	0.00
1,2-Dibromoethane	106-93-4	0.07	0.00
1,2-Dichlorobenzene	95-50-1	0.21	0.00
1,3-Dichlorobenzene	541-73-1	0.17	0.00
1,4-Dichlorobenzene	106-46-7	0.23	0.00
Dichlorodifluoromethane	75-71-8	0.22	0.00
1,1-Dichloroethane	75-34-3	0.16	0.00
1,2-Dichloroethane	107-06-2	0.13	0.00
1,1-Dichloroethylene	75-35-4	0.09	0.00
cis-1,2-Dichloroethylene	156-59-2	0.14	0.00
trans-1,2-Dichloroethylene	156-60-5	0.18	0.00
1,2-Dichloropropane	78-87-5	0.09	0.00
cis-1,3-Dichloropropene	10061-01-5	0.17	0.00
trans-1,3-Dichloropropene	10061-02-6	0.19	0.00
Dichlorotetrafluoroethane	76-14-2	0.28	0.00
Ethylbenzene	100-41-4	0.03	0.00
4-Ethyltoluene	622-96-8	0.27	0.00
Heptane	142-82-5	0.08	0.00
Hexachlorobutadiene	87-68-3	0.26	0.00
Hexane	110-54-3	0.11	0.00
Methyl ethyl ketone	78-93-3	0.16	0.00
Methyl isobutyl ketone	108-10-1	0.10	0.00
Methylene chloride	75-09-2	0.24	0.00
Methyl-t-butyl ether	1634-04-4	0.12	0.00
Styrene	100-42-5	0.09	0.00
1,1,2,2-Tetrachloroethane	79-34-5	0.04	0.00
Tetrachloroethylene	127-18-4	0.06	0.00
Toluene	108-88-3	0.03	0.00
1,1,2-Trichloro-1,2,2-trifluoroethane	76-13-1	0.09	0.00
1,2,4-Trichlorobenzene	120-82-1	0.29	0.00
1,1,1-Trichloroethane	71-55-6	0.09	0.00
1,1,2-Trichloroethane	79-00-5	0.06	0.00
Trichloroethylene	79-01-6	0.04	0.00
Trichlorofluoromethane	75-69-4	0.15	0.00
1,2,4-Trimethylbenzene	95-63-6	0.28	0.00
1,3,5-Trimethylbenzene	108-67-8	0.29	0.00
2,2,4-Trimethylpentane	540-84-1	0.03	0.00
Vinyl chloride	75-01-4	0.13	0.00
m or p-Xylene	1330-20-7	0.09	0.00
o-Xylene	95-47-6	0.10	0.00

*** Method Blank must be less than the Practical Quantitation Limit (PQL).**

Quantitation Report (QT Reviewed)

Data Path : C:\MSDChem\1\DATA\Aug06\
Data File : 0809blk.D
Acq On : 09 Aug 06 13:42
Operator : .
Sample : Method Blank.
Misc : .
ALS Vial : 1 Sample Multiplier: 1

Quant Time: Aug 09 14:37:34 2006
Quant Method : C:\MSDCHEM\1\METHODS\PAL0726.M
Quant Title : TO-15
QLast Update : Tue Aug 01 10:35:23 2006
Response via : Initial Calibration

Internal Standards	R.T.	QIon	Response	Conc	Units	Dev(Min)
1) Bromochloromethane_(IS)	9.17	130	22363	10.00	ppbV	-0.02
25) Difluorobenzene,_1,4-_(IS)	11.35	114	112498	10.00	ppbV	-0.02
40) Chlorobenzene,_d-5__(IS)	16.74	117	96455	10.00	ppbV	0.00
System Monitoring Compounds						
52) Bromofluorobenzene_(tune_s	18.93	95	56907	9.69	ppbV	0.00
Spiked Amount 10.000	Range	75 - 125	Recovery	=	96.90%	

Target Compounds	Qvalue

(#) = qualifier out of range (m) = manual integration (+) = signals summed

Quantitation Report (QT Reviewed)

Data Path : C:\MSDChem\1\DATA\Aug06\
Data File : 0809blk.D
Acq On : 09 Aug 06 13:42
Operator : .
Sample : Method Blank.
Misc : .
ALS Vial : 1 Sample Multiplier: 1

Quant Time: Aug 09 14:37:34 2006
Quant Method : C:\MSDCHEM\1\METHODS\PAL0726.M
Quant Title : TO-15
QLast Update : Tue Aug 01 10:35:23 2006
Response via : Initial Calibration

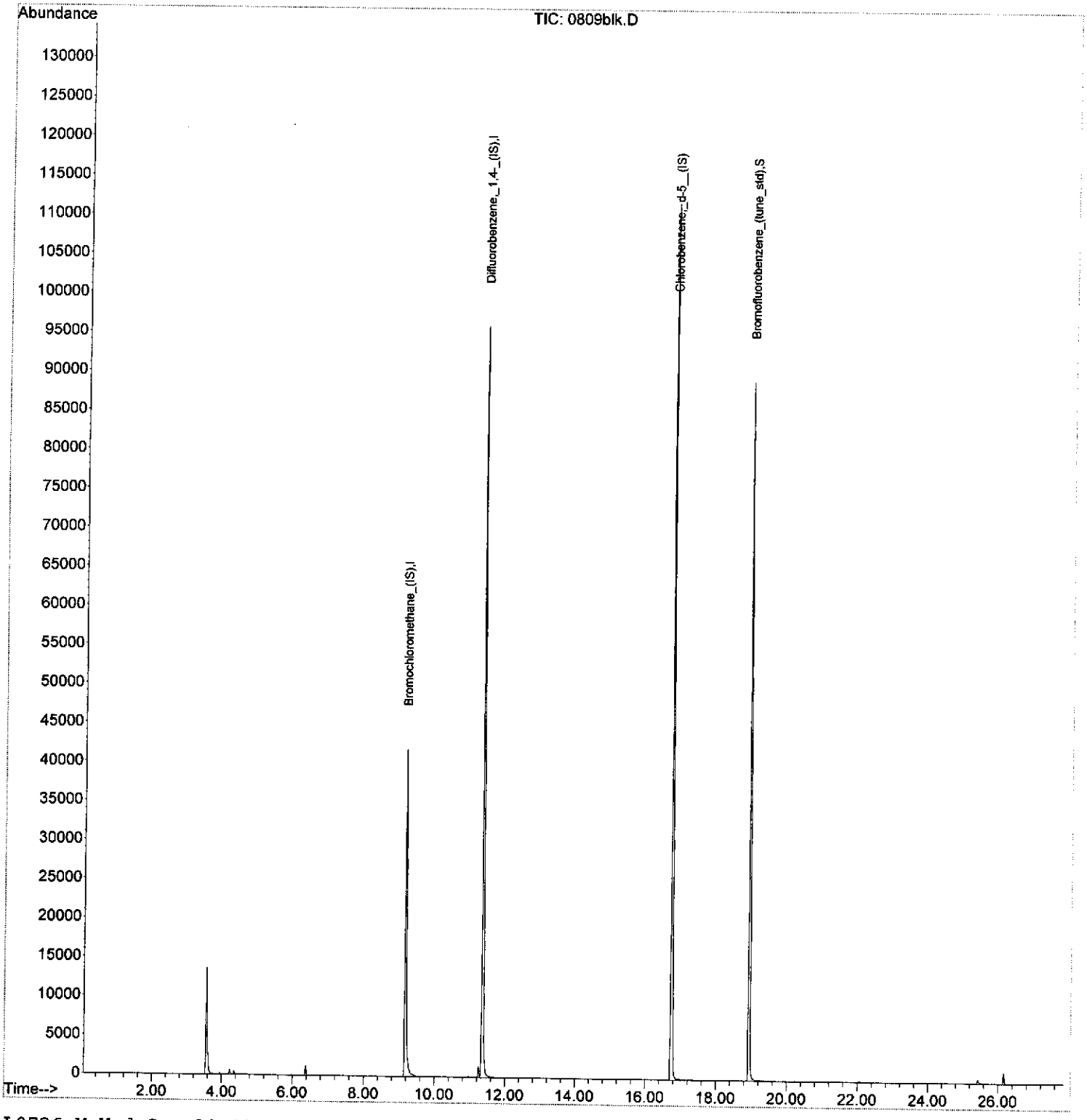

EPA METHOD TO-15

YEAR	FILE#		CLIENT/SAMPLE ID/CAN#	OPER	COMMENTS/ SAM. VOL CC	/DILUTION
06	0707	02	[redacted] / 60378-05 / 1403	1A	200	
		03	" / 60378-02 / 1404		200	
		04	" / 60378-06 / 1199		200	
		05	" / 60378-09 / 1066		200	
		06	" / 60378-01 / 1068 → 3126		50	X 10000
		07	" " "		500	X 1000
		08	" / 60378-03 / 1401 → 3131		50	X 10000
		09	" " "		500	X 1000
		10	" / 60378-07 / 1402 → 1072		20	X 1000
		11	" " "		200	X 100
		12	" / 60378-08 / 1069 → 1400		20	X 1000
		13	" " "		200	X 100
		14	[redacted] / 60361-01 / 3129		500	
		15	" / 60361-02 / 3022		500	
		16	" / 60361-03 / 2033		500	
		17	" / 60361--04 / 2162		500	
		18	" / 60361-05 / 3034		500	
		19	INST BLANK		500	
		20	CAN cleaning / CAN # 2164		500	
	0710	BFB	BFB		140	
		DCS	10 ppbv DCS		125	
		LCS_{01}	10 ppbv LCS / ~~2931~~ 3061		125	
		LCS_{02}	10 ppbv LCS / 3014		125	FAILED RUN
		LCS_{03}	0607 10 ppbv LCS / 3014		250	
		BLK	METHOD BLANK		500	
		01	[redacted] / 60378-07 / 1402		200	FAILED RUN
		01	4825 [redacted] / 60378-07 / 1402		200	
		02	[redacted] / 60378-01 / 3126		500	X 1000
		03	" / 60378-03 / 1401		20	X 10
		04	INST BLANK		500	
		05	[redacted] / 60360-01 / 3043		20	X 25

EPA METHOD TO-15

YEAR	FILE #		CLIENT / SAMPLE ID / CAN #	OPER.	COMMENTS CAN. VOL. CC	/ DILUTION
06	0710	06	[redacted] / 60360-01 / 3043	BK	500	
		07	" / 60360-02 / 2064 → 3003		50	X 1000
		08	" " "		500	X 100
		09	[redacted] / 60378-07 / 1402		200 FAILED	
		10	[redacted] / 60374-01 / 3046		50	X 10
		11	" " "		500	
		12	" / 60374-02 / 2932		50	X 10
		13	" " "		500	
		14	" / 60374-03 / 2068		50	X 10
		15	" " "		500	
		16	[redacted] / 60378-01 / 3126		500 FAILED	X 1000
		17	" / 60378-03 / 1401		20	X 10
		18	CAN cleaning / CAN # 3036		500	
		19	" / " 3044		500	
		20	" / " 2036		500	
	0711	BFB	BFB	BK	140	
		DCS	10 ppbv DCS		125	
		LCS_{01}	10 ppbv LCS / ~~2937~~ 3061		125	
		LCS_{02}	10 ppbv LCS / 3014		125	
		BLK	METHOD BLANK		500	
		01	[redacted] / 60378-01 / 3126		500	X 1000
		02	INST BLANK		500	
		03	CAN cleaning / CAN # 3132		500	
		04	" / " 3036		500	
		05	" / " 3041		500	
		06	[redacted] / 60374-03 / 2068		500	
		07	" / 60374-01 / 3046		500	
		08	" / 60374-02 / 2932		100	X 5
		09	[redacted] / 60378-07 / 1402		200	
		10	" / 60378-03 / 1401		20	X 10
		11	INST BLANK		500	

EPA METHOD TO-15

YEAR	FILE #		CLIENT / SAMPLE ID / CAN #		COMMENTS / SAM. VOL CC / DILUTION
06	0711	12	CAN CLEANING / CAN #	2159	500
		13	" / "	~~2059~~ 2095	
		14	" / "	3026	
		15	" / "	3035	
	0712	BFB	BFB		BG 140
		DCS	10 ppbv DCS		125
		LCS01	10 ppbv LCS / ~~2931~~ 3061		125
		LCS02	10 ppbv LCS / 3014		125
		BLK	METHOD BLANK		500
		01	CAN CLEANING / CAN #	2155	500
		02	" / "	2857	
		03	" / "	2937	
		04	" / "	3023	
		05	" / "	3037	
		06	" / "	3004	
		07	" / "	2947	
		08	" / "	2894	
		09	" / "	2071	
		10	" / "	2072	
		11	" / "	2034	
		12	" / "	3038	
		13	" / "	2014	
		14	" / "	3031	
		15	" / "	3035	
	0713	BFB	BFB		BG 140 BAD RUN
		BFB 4652	BFB		140
		DCS	10 ppbv DCS		125
		LCS01	10 ppbv LCS / 3061		125
		LCS02	10 ppbv LCS / 3014		125
		BLK	METHOD BLANK		500
		01	ROOM AIR		500

EPA METHOD TO-15

YEAR		FILE #	CLIENT / SAMPLE ID / CAN #	OPER	COMMENTS / SAM. VOL. CC / DILUTION
06	0713	02	CAN cleaning / CAN # 3130	BG	500
		03	[redacted] / 60360-01 / 2855		50 X 1000
		04	" " "		500 X 100
		05	[redacted] / 60378-09 / 1066		200
		06	CAN cleaning / CAN # 002		500
		07	" / CAN # 2040		500
		08	[redacted] / 60360-02 / 3003		50 X 1000
		09	" " "		500 X 100
	0717	BFB	BFB		140
		DCS	10 ppbv DCS		125
		LCS_{01}	10 ppbv LCS / 3061		125
		LCS_{02}	10 ppbv LCS / 3014		125
		BLK	METHOD BLANK		500
		01	CAN cleaning / CAN # 2033		500
		02	" / " 3035		
		03	" / " 2162		
		04	" / " 3022		
		05	" / " 2928		
		06	" / " 3054		
		07	" / " 2850		
		08	[redacted] / 60360-01 / 3043		20 X 25
		09	ROOM AIR		500
	0718	BFB	BFB		140
		STD_{01}	40 ppbv STD		500
		STD_{02}	30 ppbv STD		375
		STD_{03}	20 ppbv STD		250
		STD_{04}	10 ppbv STD		125
		STD_{05}	0.5 ppbv STD		6
		LCS_{01}	10 ppbv LCS / 3061		125
		LCS_{02}	10 ppbv LCS / 3014		125
		BLK	METHOD BLANK		500

EPA METHOD TO-15

YEAR	FILE#		CLIENT / SAMPLE ID / CAN #	OPER	COMMENTS / SAM. VOL. CC / DILUTION
06	0718	01	[redacted] / 60360-02 / 2064 → 3003		50 FAILED X 1,000
		02	" " "		500 FAILED X 100
		03	INST BLANK		500
		04	CAN cleaning / CAN # 3129		500
		05	" / " 1070		500
		06	" / " 9483B		500
	0719	BFB	BFB		140
		DCS	10 ppbv DCS		125
		LCS_{01}	10 ppbv LCS / 3061		125
		LCS_{02}	10 ppbv LCS / 3014		125
		BLK	METHOD BLANK		500
		01	[redacted] / 60400-01 / 1074		167
		02	INST BLANK		500
		03	[redacted] / 60400-01 / 1074		15 X 10
		04	INST BLANK		500
		05	[redacted] / 60360-02 / 2064 → 3003		50 X 1000
		06	" " "		500 X 100
		07	INST BLANK		500
		08	[redacted] / 60375-01 / 2093		20 X 25
		09	" " "		500
		10	CAN cleaning / CAN # 3129		500
		11	[redacted] / 60375-02 / 2031		20 X 25
		12	" " "		500
		13	CAN cleaning / CAN # 9483B		500
		14	" / " 3131		
		15	" / " 9377B		
		16	" / " 3015		
		17	" / " 2854		
		18	" / " 7126		
		19	" / " 7039		
	0720	BFB	BFB		140

EPA METHOD TO-15

YEAR	FILE #	CLIENT / SAMPLE ID / CAN #	OPER.	COMMENTS / SAMPLE CC / DILUTION
06	0720	DCS 10 ppbv DCS	AP	125
		LCS01 10 ppbv LCS / 3061		125
		LCS02 10 ppbv LCS / 3014		125
		BLK METHOD BLANK		500
		01 CAN cleaning / CAN # 2156		500
		02 " / " 2065		500
		03 " / " 93768		500
		04 " / " 2029		500
		05 [redacted] / 60362-02 / 2069		20 X 25
		06 " " "		500
		07 [redacted] / 60362-01 / 2035		20 X 25
		08 " " "		500
		09 INST. BLANK		500
		10 CAN cleaning / CAN # 3059		500
		11 " / " 2160		
		12 " / " 2038		
		13 " / " 1067		
		14 " / " 3125		
		15 " / " 3047		
	0721	BFB BFB	AP	140
		DCS 10 ppbv DCS		125
		LCS01 10 ppbv LCS / 3061		125
		LCS02 10 ppbv LCS / 3014		125 FAILED RUN
		LCS02_5616 10 ppbv LCS / 3014		125
		BLK METHOD BLANK		500
		01 [redacted] / 60408-01 / BAG → 3129		50 X 1000
		02 " " "		500
		03 INST BLANK		500
		04 CAN cleaning / CAN # 2946		
		05 " / " 2064		
		06 " / " 3043		

EPA METHOD TO-15

YEAR	FILE #		CLIENT / SAMPLE ID / CAN #	OPER.	COMMENTS / SAM. VOL. CC / DILUTION
06	0728	13	CAN cleaning / CAN # 3126		500
		14	" / " 3046		
		15	" / " 2035		
		16	" / " 2162		
		17	" / " 3061		
	0731	BFB	BFB		140
		DCS	10 ppbv DCS		125
		LCS_{01}	10 ppbv LCS / 2931		125 Refer to LCS
		LCS_{01}	10 ppbv LCS / 3014		125 Spreadsheet from
		BLK	METHOD BLANK		500 7-31-06
		01	CAN cleaning / CAN # 1071		200
		02	" / " 1066		200
		03	" / " 1404		200
		04	" / " 2068		500
		05	" / " 1199		200
		06	" / " 3032		500
		07	" / " 2093		500
		08	" / " 2850		500
		09	" / " 2854		500
		10	" / " 3015		500
		11	" / " 2954		500
		12	" / " 3046		500
		13	" / " 1404		200
		14	" / " 3039		500
		15	" / " 3054		500
		16	" / " 2162		500
		17	" / " 1403		200
		18	" / " 3061		500
	0801	BFB	BFB		140
		DCS	10 ppbv DCS		125 Failed
		DCS 2441	10 ppbv DCS		125

EPA METHOD TO-15

YEAR	FILE#	CLIENT/SAMPLE ID/CAN#	OPEN	COMMENTS/ SAM. VOL. CC	DILUTION
06	0801	LCS01 10 ppbv LCS / 2931	4	125	
		LCS02 10 ppbv LCS / 3014		125	
		BLK METHOD BLANK		500	
		01 CAN CLEANING / CAN # 3030		500	
		02 [redacted] / 60418-01 / 2065		500	
		03 " / 60418-02 / 9377B		500	
		04 " / 60418-03 / 2156		500	
		05 " / 60418-04 / 9376B		500	
		06 " / 60418-05 / 9483B		500	
		07 INST BLANK		500	
		08 CAN CLEANING / CAN # 2039		500	
		09 " / " 2035			
		10 " / " 2069			
		11 " / " 2051			
		12 " / " 2928			
		13 " / " 2031			
		[redacted] / [redacted] 3126			
		15 ROOM AIR		500	
	0802	BFB BFB	4	140	FAILED RUN
		BFB 4055 BFB		140	
		DCS 10 ppbv DCS		125	
		LCS01 10 ppbv LCS / 2931		125	
		LCS02 10 ppbv LCS / 3014		125	
		BLK METHOD BLANK		500	
		01 ESPL / 60419-08 / 3004		20	X 25
		02 " " "		500	
		03 " / 60419-05 / 2894		20	X 25
		04 " " [redacted]		500	
		05 CAN CLEANING / CAN # 002		500	
		06 ESPL / 60419-05 / 2894 → 3032		500	X 100
		07 " / 60419-03 / 3031	↓	20	X 25

EPA METHOD TO-15

YEAR	FILE #		CLIENT / SAMPLE ID / CAN #	COMMENTS SAM. VOL. CC / DILUTION
06	0802	08	ESPL / 60419-03 / 3031	500
		09	CAN cleaning / CAN # 2066	500
		10	ESPL / 60419-09 / 2071	20 X 25
		11	" " "	500
		12	CAN cleaning / CAN # 2162	500
		13	ESPL / 60419-15 / 2159	20 X 25
		14	" " "	500
		15	CAN cleaning / CAN # 2937	500
		16	ESPL / 60419-01 / 2095 → 2093	50 X 1000
		17	" " "	500 X 100
		18	CAN cleaning / CAN # 3061	500
		19	ESPL / 60419-02 / 2036 → 3131	50 X 1000
		20	" " "	500 X 100
		21	CAN cleaning / CAN # 2851	500
		22	ESPL / 60419-06 / 3041 →	50 X 10000
		23	" " "	500 X 1000
		24	CAN cleaning / CAN # 2850	500
	0803	BFB	BFB	140
		~~BFB~~	~~BFB~~	~~140~~
		DCS	10 ppbv DCS	125
		LCS_{01}	10 ppbv LCS / 2931	125
		LCS_{02}	10 ppbv LCS / 3014	125
		Blk	METHOD BLANK	500
		01	CAN cleaning / CAN # 002	500
		02	" / " 2066	
		03	" / " 2162	
		04	" / " 2937	
		05	" / " 3132	
		06	" / " 2072	
		07	" / " 3025	
		08	" / " 2157	

EPA METHOD TO-15

YEAR	FILE #		CLIENT/SAMPLE ID/CAN#	OPEN	COMMENTS/ SAM. VOL CC / DILUTION
06	0803	09	CAN cleaning / CAN# 3130		500
		10	" / " 3046		500
		11	" / " 3022		500
		12	ESPL / 60419-01 / 2095		20 FAILED X 25
		13	INST BLANK		500
		14	ESPL / 60419-02 / 2036		20 FAILED X 25
		15	INST BLANK		500
		16	ESPL / 60419-05 / 2894		500 FAILED
		17	INST BLANK		500
		18	ESPL / 60419-04 / 2094		20 X 25
		19	" " "		500
		20	INST BLANK		500
		21	ESPL / 60419-10 / 2155		20 X 25
		22	" " "		500
	0804	BFB	BFB		140
		DCS	10 ppbv DCS		125
		LCS01	10 ppbv LCS / 2931		125
		LCS02	10 ppbv LCS / 3014		125
		BLK	METHOD BLANK		500
		01	[redacted] / 60422-01 / 3034		20 X 25 DIL
		02	" " "		500
		03	25 ppbv NAPHTHALENE DCS		313
		04	ESPL / 60419-05 / 2894		500
		05	INST BLANK		500
		06	ESPL / 60419-01 / 2095		20 FAILED X 25
		07	INST BLANK		500
		08	ESPL / 60419-02 / 2036		20 FAILED X 25
		09	INST BLANK		500
		10	ESPL / 60419-07 / 3038 → 2851		500 FAILED X 1000
		11	INST BLANK		500
		12	ESPL / 60419-11 / 3037 → 3030		500 FAILED X 1000

EPA METHOD TO-15

YEAR	FILE#		CLIENT / SAMPLE ID / CAN #	OPER.	COMMENTS / SAM. VOL. CC / DILUTION
96	0804	13	INST BLANK		500
		14	ESPL / 60419-12 / 3026 → 2850		500 FAILED X 1000
		15	INST BLANK		500
		16	ESPL / 60419-13 / 3044		20 FAILED X 25
		17	" " "		500 FAILED
		18	INST BLANK		500
		19	ESPL / 60419-14 / 2164		20 X 25
		20	" " "		500 FAILED
		21	INST BLANK		500
		22	ESPL / 60419-16 / 3036 → 3061		500 X 1000
	0805	BFB	BFB		140 RAN W/CONC. STD.
		DCS	10 ppbv DCS		125
		LCS_{01}	10 ppbv LCS / 2931		125
		LCS_{01}	10 ppbv LCS / 3014		125
		BLK	METHOD BLANK		500
		01	CAN CLEANING / CAN # 3023		500
		02	" / " 2947		
		03	" / " 3131		
		04	" / " 2033		
		05	" / " 2157		
		06	" / " 1403		200
		07	" / " 2093		500
		08	" / " 2066		
		09	" / " 2158		
		10	" / " 9379B		
		11	" / " 002		
		12	" / " 2068		
		13	" / " 3032		
	0807	BFB	BFB		140
		DCS	10 ppbv DCS		125
		LCS_{01}	10 ppbv LCS / 2931		125

EPA METHOD TO-15

YEAR	FILE #	CLIENT/SAMPLE ID/CAN #	OPER.	COMMENTS/ SAM. Vol. cc/DILUTION
06	0807	LCS_{02} 10 ppbv LCS / 3014		125
		BLK Method Blank		500
		01 ESPL / 60419-01 / 2095		20 X 25
		02 Inst Blank		500
		03 ESPL / 60419-02 / 2036		20 X 25
		04 Inst Blank		500
		05 ESPL / 60419-07 / 3038 → 2851		500 X 1000
		06 Inst Blank		500
		07 ESPL / 60419-11 / 3037 → 3030		500
		08 Inst Blank		500
		09 ESPL / 60419-12 / 3026 → 2850		500
		10 Inst Blank		500
		11 ESPL / 60419-13 / 3044		20 X 25
		12 " " "		500
		13 Inst Blank		500
		14 ESPL / 60419-14 / 2164		500
		15 Inst Blank		500
		16 ESPL / 60419-16 / 3036		20
		17 Inst Blank		500
		18 Can cleaning / Can # 9379B		500
		19 " / " 1401		200
		20 " / " 2157		500
		21 " / " 1351		200
		22 " / " 2947		500
		23 " / " 1069		200
		24 " / " 2068		500
	0808	BFB BFB		140
		DCS 10 ppbv DCS		~~125~~
		LCS_{01} 10 ppbv LCS / 2931		125
		LCS_{02} 10 ppbv LCS / 3014		125
		BLK METHOD BLANK		

EPA METHOD TO-15

YEAR	FILE #		CLIENT / SAMPLE ID / CAN #	OPER.	COMMENTS / SAM. VOL. CC / DILUTION
16	0808	01	ESPL / 60419-06 / 3041		20 X 25
		02	INST BLANK		500
		03	ESPL / 60419-07 / 3038		20 FAILED X 25
		04	INST BLANK		500
		05	ESPL / 60419-11 / 3037		20 FAILED X 25
		06	INST BLANK		500
		07	ESPL / 60419-12 / 3026		20 FAILED X 25
		08	INST BLANK		500
		09	CAN CLEANING / CAN # 3061		500
		10	" / " 2156		500
		11	" / " 2034		500
		12	" / " 1068		200
		13	" / " 9377B		500
		14	" / " 2040		
		15	" / " 9376B		
		16	" / " 9483B		
		17	" / " 2065		
	0809	BFB	BFB		140
		DCS	10 ppbv DCS		125
		LCS01	10 ppbv LCS / 2931		125
		LCS02	10 ppbv LCS / 3014		125
		BLK	METHOD BLANK		500
		01	ESPL / 60419-07 / 3038		20 X 25
		02	INST BLANK		500
		03	ESPL / 60419-11 / 3037		20 X 25
		04	INST BLANK		500
		05	ESPL / 60419-12 / 3026		20 X 25
		06	INST BLANK		500
		07	[redacted] / 60426-01 / 3059		500
		08	" / 60426-02 / 2038		500
		09	" / 60426-03 / 2100		500

EPA METHOD TO-15

Y FAR	FILE #		CLIENT / SAMPLE ID / CAN #	OPEN	COMMENTS / SAM. VOL. cc	DILUTION
06	0809	10	[redacted] / 60426-04 / 3125		500	
		11	" / 60426-05 / 3043		500	
		12	" / 60426-06 / 2029		500	
		13	" / 60426-07 / 3047		500	
		14	CAN CLEANING / CAN # 2036		500	
		15	" / " 3034			
		16	" / " 2850			
		17	" / " 2851			
		18	" / " 3030			
		19	" / " 2095			
	0810	BFB	BFB		140	
		DCS	10 ppbv DCS		125	
		LCS 01	10 ppbv LCS / 2931		125	
		LCS 02	10 ppbv LCS / 3014		125	
		NAP DCS ~~Blk~~	10 ppbv NAPHTHALENE DCS		125	
		BLK	METHOD BLANK		500	
		01	[redacted] / 60426-01 / 3059		250	X 2
		02	" / 60426-02 / 2038		250	X 2
		03	" / 60426-03 / 2160		250	X 2
		04	Blank		500	
		05	[redacted] / 60433-01 / 3003		20	X 25
		06	3425 [redacted] / 60433-01 / 3003		500	
		07	[redacted] / 60433-05 / 2946		20	X 25
		08	" " "		500	
		09	" / 60433-03 / 3045		20	X 25
		10	" " "		500	
		11	" / 60433-04 / 2932		20	X 25
		12	" " "		500	
		13	" / 60433-02 / 3129		20	X 25
		14	" " "		500	
		15	INST BLANK	✓	500	

Return Pressures

page 1 of 3

Princeton Analytical

Air Analyses & Consulting
47 Maple Avenue
Flemington, NJ 08822
WBE

(908) 806-2630
Fax (908) 806-2409
Email princetonlab@blast.net

Request For Canister Analysis

Company Name: ESPL | Address: 106 W 32nd St., NY 10001
Project #: 26100 | Site:
Sampled By: Arash Hashemkhani

Due Date
☐ Standard Turn-Around Time
☐ **Rush*** – Date: Time:
*Advance Notification Required. See Fee Schedule for Surcharges

Outgoing (PAL) Canister Seal Intact? ☐ Yes ☐ No
Method: ☒ TO-15 (standard compounds)
☐ Other (please explain)
☐ Library Search ☒ Data Package

☒ Fax Results To:
Fax #: (212) 330-7505
☐ Phone Results To:
Phone #:

Atmospheric Pressure: Temperature:
*Note: Atm Press and Temp required by some state agencies incl. NJDEP.

PAL	Sample Identification	Can No.	Flow Cont. No	Can Size	Start Time/Date	Stop Time/Date	Canister Start Press.	Canister Stop Press.	Sample Type (Please ✔ One Box)	Return Pressure
1	OS-DP5	2095	133963 7286510	6L	7/26/06 1:35	7/28/06 [illegible]	30	5	☑ Soil Gas ☐ Indoor ☐ Land Fill ☐ Ambient	-2
2	OS-DP1	2036	133836 7289029	6L	7/27/06 9:10	7/27/06 10:02	30	5	☑ Soil Gas ☐ Indoor ☐ Land Fill ☐ Ambient	-4
3	OS-DP3	2031	142250 7309457	6L	7/27/06 9:23	7/27/06 10:12	28	4	☑ Soil Gas ☐ Indoor ☐ Land Fill ☐ Ambient	-1
4	OS-DP9	2094	131626 7282103	6L	7/27/06 3:33	7/27/06 4:26	30	5	☑ Soil Gas ☐ Indoor ☐ Land Fill ☐ Ambient	-4
5	OS-DP10	2894	140727 7304344	6L	7/27/06 12:40	7/27/06 1:31	30	5	☑ Soil Gas ☐ Indoor ☐ Land Fill ☐ Ambient	-4
6	SV1	3041	141974 7308346	6L	7/28/06 1:45	7/28/06 2:37	30	5	☑ Soil Gas ☐ Indoor ☐ Land Fill ☐ Ambient	-3

Chain of Custody	Print	Signature	Date & Time
Relinquished By:			
Received By Lab:		[signature]	8/1/06 1:00

Samples Received After 3 PM will be considered As Next Business Day

Please use appropriate care with PAL sampling equipment when sampling and packing for shipment. The client is responsible for all damage incurred to PAL equipment. Please notify Princeton Analytical Laboratory if equipment is damaged upon receipt.

Invoice To: ☒ Above Address ☐ Address Below | **PO Number:** 26100

Send Invoice To:

PAL USE ONLY

Internal COC	Signature	Time/Date
Relinquished By:		
Rec. By-GC/MS Lab:		

PAL #: 60419
Incoming Custody Seals? ☐ Yes ☐ No
Comments:

page 2 of 3

Princeton Analytical
Air Analyses & Consulting
47 Maple Avenue
Flemington, NJ 08822
WBE
(908) 806-2320
Fax (908) 806-2409
Email princetonlab@blast.net

Request For Canister Analysis

Company Name: ESPL
Address: 106 W 32nd St, NY 10001
Project #: 26100
Site:
Sampled By: Arash Hashemkhani

Due Date
- ☐ Standard Turn-Around Time
- ☐ Rush* – Date: Time:

*Advance Notification Required. See Fee Schedule for Surcharges

Outgoing (PAL) Canister Seal Intact? ☐ Yes ☐ No
Method: ☒ TO-15 (standard compounds)
☐ Other (please explain)
☐ Library Search ☒ Data Package

☒ Fax Results To:
Fax #: (212) 330-7505
☐ Phone Results To:
Phone #:

Atmospheric Pressure: Temperature:
*Note: Atm Press and Temp required by some state agencies incl. NJDEP.

	Sample Identification	Can No.	Flow Cont. No	Can Size	Start Time/Date	Stop Time/Date	Canister Start Press.	Canister Stop Press.	Sample Type (Please ✓ One Box)	Return Pressure
7	OS-OP8	3038	132916 7286305	6L	7/25/06 11:49AM	7/25/06 12:40PM	30	5	☒ Soil Gas ☐ Indoor ☐ Land Fill ☐ Ambient	-5
Ne	OS-OP6	2072	131626 7282103	6L	7/25/06 2:30 PM	7/25/06	30		☒ Soil Gas ☐ Indoor ☐ Land Fill ☐ Ambient	
8	OS-DP6	3004	133835 7289117	6L	7/25/06 3:50PM	7/25/06 9:50	30	9	☒ Soil Gas ☐ Indoor ☐ Land Fill ☐ Ambient	6
9	OS-DP4	2071	138210 7301040	6L	7/26/06 9:10	7/26/06 9:58	30	5	☒ Soil Gas ☐ Indoor ☐ Land Fill ☐ Ambient	5
10	OS-DP2	2155	138209 7300124	6L	7/26/06 9:29	7/26/06 10:20	30	5	☒ Soil Gas ☐ Indoor ☐ Land Fill ☐ Ambient	-4
11	OS-OP7	3037	133311 7288499	6L	7/26/06 1:24	7/24/06 8:10	30	5	☒ Soil Gas ☐ Indoor ☐ Land Fill ☐ Ambient	-5

Chain of Custody	Print	Signature	Date & Time
Relinquished By:			
Received By Lab:		[signature]	8/1/06

Samples Received After 3 PM will be considered As Next Business Day

Please use appropriate care with PAL sampling equipment when sampling and packing for shipment. The client is responsible for all damage incurred to PAL equipment. Please notify Princeton Analytical Laboratory if equipment is damaged upon receipt.

Invoice To: ☒ Above Address ☐ Address Below **PO Number:** 26100
Send Invoice To:

PAL USE ONLY

Internal COC	Signature	Time/Date
Relinquished By:		
Rec. By-GC/MS Lab:		

PAL #: 60419
Incoming Custody Seals? ☐ Yes ☐ No
Comments:

page 3 of 3

Princeton Analytical
Air Analyses & Consulting
47 Maple Avenue
Flemington, NJ 08822
WBE

(908) 806-2680
Fax (908) 806-2409
Email princetonlab@blast.net

Request For Canister Analysis

Company Name: ESPL | Address: 106 W 32nd St., NY 1000
Project #: 26100 | Site:
Sampled By: AH/MT

Due Date
☐ Standard Turn-Around Time
☐ Rush* – Date: Time:
*Advance Notification Required. See Fee Schedule for Surcharges

Outgoing (PAL) Canister Seal Intact? ☐ Yes ☐ No
Method: ☒ TO-15 (standard compounds)
☐ Other (please explain)
☐ Library Search ☐ Data Package

☒ Fax Results To:
Fax #: (212) 330-7505
☐ Phone Results To:
Phone #:

Atmospheric Pressure: Temperature:
*Note: Atm Press and Temp required by some state agencies incl. NJDEP.

	Sample Identification	Can No.	Flow Cont. No	Can Size	Start Time/Date	Stop Time/Date	Canister Start Press.	Canister Stop Press.	Sample Type (Please ✔ One Box)	Pressure
	~~SV1~~	~~3132~~	~~123646 / 1252149~~	~~6L~~	~~7-28-06 10:11~~	~~7-28-06~~	~~30~~		☐ Soil Gas ☐ Indoor ☐ Land Fill ☐ Ambient	
12	SV3	3026	132916 / 7286313	6L	7-28-06 10:19	7-28-06 11:20	30	5	☑ Soil Gas ☐ Indoor ☐ Land Fill ☐ Ambient	-3
13	SV4	3044	142061 / 7308932	6L	7-28-06 10:45	7-28-06 2:06	29	5	☑ Soil Gas ☐ Indoor ☐ Land Fill ☐ Ambient	-5
14	SV2	2164	129904 / 7276947	6L	7-28-06 11:11	7-28-06 12:08	30	5	☑ Soil Gas ☐ Indoor ☐ Land Fill ☐ Ambient	-2
15	SV6	2159	129904 / 7276946	6L	7-28-06 12:30	7-28-06 1:19	30	5	☑ Soil Gas ☐ Indoor ☐ Land Fill ☐ Ambient	-4
16	SV7	3036	142061 / 7308930	6L	7-28-06 12:29	7-28-06 1:21	30	5	☑ Soil Gas ☐ Indoor ☐ Land Fill ☐ Ambient	-2

Chain of Custody	Print	Signature	Date & Time
Relinquished By:			
Received By Lab:		[signature]	8/1/06

Samples Received After 3 PM will be considered As Next Business Day

Please use appropriate care with PAL sampling equipment when sampling and packing for shipment. The client is responsible for all damage incurred to PAL equipment. Please notify Princeton Analytical Laboratory if equipment is damaged upon receipt.

Invoice To: ☒ Above Address ☐ Address Below | **PO Number:** 26100
Send Invoice To:

PAL USE ONLY

Internal COC	Signature	Time/Date
Relinquished By:		
Rec. By-GC/MS Lab:		

PAL #: 60419
Incoming Custody Seals? ☐ Yes ☐ No
Comments:

6049-01

Certified Clean Can

Summa ID	2095		
Original Data Path:	071113.RAW	Injection Volume (cc):	500.00
Acquisition Date:	07/11/06 23:32:09	Low Mass (m/z):	35.00
Operator:	DSQ	High Mass (m/z):	300.00
Instrument Method:	C:\Xcalibur\methods\TO_15.meth		
Processing Method:	C:\Xcalibur\methods\TO-15,0.5-40ppb_0628pmd		
Calibration File:	C:\Xcalibur\data\2006\June06\0628		
GC/MS ID:	Finnigan TraceGC ultra/Trace DSQ		

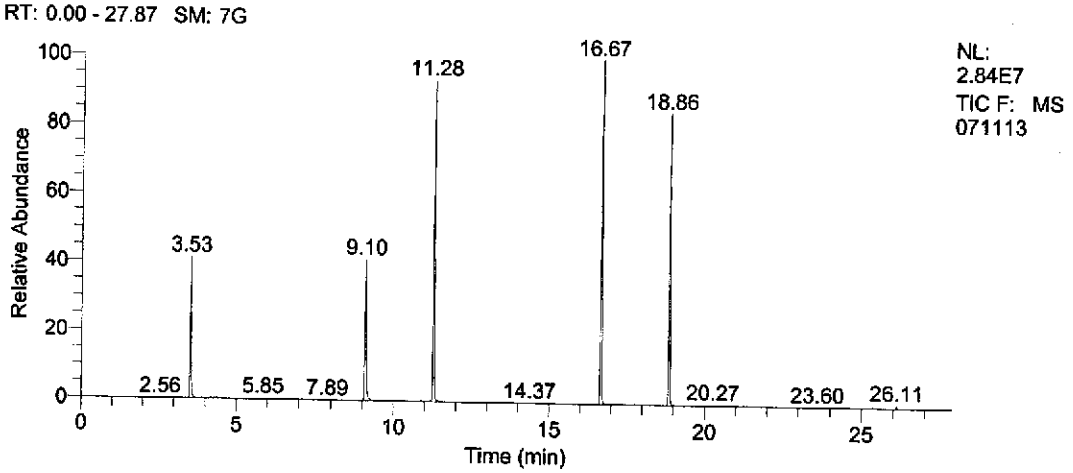

Name	RT	Area	Calculated Amount	Units
Acetone	N/A	N/A	N/A	ppbv
Benzene	10.89	136666	0.063	ppbv
Bromochloromethane_(IS)	9.10	6935182	N/A	ppbv
Bromodichloromethane	N/A	N/A	N/A	ppbv
Bromoethene	N/A	N/A	N/A	ppbv
Bromofluorobenzene_(tune_std)	18.86	16257900	N/A	ppbv
Bromoform	17.63	1118	0.008	ppbv
Bromomethane	N/A	N/A	N/A	ppbv
Butadiene,_1,3-	4.55	1201	0.002	ppbv
Butyl_Alcohol,_tert	N/A	N/A	N/A	ppbv
Carbon_disulfide	7.08	5380	0.003	ppbv
Carbon_tetrachloride	N/A	N/A	N/A	ppbv
Chlorobenzene	16.71	1514	0.001	ppbv
Chlorobenzene,_d-5__(IS)	16.67	27500116	N/A	ppbv
Chloroethane	N/A	N/A	N/A	ppbv
Chloroform	N/A	N/A	N/A	ppbv
Chloromethane	N/A	N/A	N/A	ppbv
Chloropropene,_3-	6.93	623	0.004	ppbv
Chlorotoluene,_2-	N/A	N/A	N/A	ppbv
Cyclohexane	11.18	69531	0.074	ppbv
Dibromochloromethane	N/A	N/A	N/A	ppbv

Dibromoethane,_1,2-	N/A	N/A	N/A	ppbv
Dichlorobenzene,_1,2-	21.96	16607	0.011	ppbv
Dichlorobenzene,_1,3-	N/A	N/A	N/A	ppbv
Dichlorobenzene,_1,4-	21.36	34459	0.021	ppbv
Dichlorodifluoromethane	3.83	816	0.002	ppbv
Dichloroethane,_1,1-	N/A	N/A	N/A	ppbv
Dichloroethane,_1,2-	N/A	N/A	N/A	ppbv
Dichloroethylene,_1,1-	N/A	N/A	N/A	ppbv
Dichloroethylene,_cis-1,2-	N/A	N/A	N/A	ppbv
Dichloroethylene,_trans-1,2-	N/A	N/A	N/A	ppbv
Dichloropropane,_1,2-	11.82	315	0.000	ppbv
Dichloropropene,_cis-1,3-	N/A	N/A	N/A	ppbv
Dichloropropene,_trans-1,3-	N/A	N/A	N/A	ppbv
Dichlorotetrafluoroethane	N/A	N/A	N/A	ppbv
Difluorobenzene,_1,4-_(IS)	11.28	33293956	N/A	ppbv
Ethylbenzene	17.27	13175	0.005	ppbv
Ethyltoluene,_4-	20.14	7355	0.003	ppbv
Heptane	12.45	1523	0.001	ppbv
Hexachlorobutadiene	26.10	60150	0.075	ppbv
Hexane	9.15	2067	0.002	ppbv
Methyl_ethyl_ketone	N/A	N/A	N/A	ppbv
Methyl_isobutyl_ketone	N/A	N/A	N/A	ppbv
Methylene_chloride	6.77	68406	0.109	ppbv
Methyl-t-butyl_ether	N/A	N/A	N/A	ppbv
Styrene	18.08	1338	0.001	ppbv
Tetrachloroethane,_1,1,2,2-	18.21	1847	0.001	ppbv
Tetrachloroethylene	15.82	1825	0.002	ppbv
Toluene	14.37	15359	0.006	ppbv
Trichloro-1,2,2-trifluoroethane,_1,1,2-	N/A	N/A	N/A	ppbv
Trichlorobenzene,_1,2,4-	25.37	38496	0.054	ppbv
Trichloroethane,_1,1,1-	N/A	N/A	N/A	ppbv
Trichloroethane,_1,1,2-	N/A	N/A	N/A	ppbv
Trichloroethylene	12.13	15445	0.019	ppbv
Trichlorofluoromethane	N/A	N/A	N/A	ppbv
Trimethylbenzene,_1,2,4-	20.96	14621	0.007	ppbv
Trimethylbenzene,_1,3,5-	20.26	6228	0.003	ppbv
Trimethylpentane,_2,2,4-	12.18	418	0.000	ppbv
Vinyl_chloride	4.29	140	0.000	ppbv
Xylene,_m_&_p-	17.52	15827	0.004	ppbv
Xylene,_o-	18.19	8422	0.004	ppbv

Quan Results

Sample Name:	2095		
PAL ID:		Data File:	071113
Dilution Factor:	1.00		
Summa ID	2095		
Operator:	DSQ		
Date Rec'd			
Acquisition Date:	07/11/06 23:32:09		
Injection Volume (cc):	500.00		
Low Mass (m/z):	35.00		
High Mass (m/z):	300.00		
Instrument Method:	C:\Xcalibur\methods\TO_15.meth		
Processing Method:	C:\Xcalibur\methods\TO-15,0.5-40ppb_0628pmd		
Calibration File:	C:\Xcalibur\data\2006\June06\0628		
GC/MS ID:	Finnigan TraceGC Ultra/Trace DSQ		

Name	RT	Area	Calculated Amount ppbv
Acetone	N/A	N/A	N/A
Benzene	10.89	136666	0.063
Bromochloromethane_(IS)	9.10	6935182	N/A
Bromodichloromethane	N/A	N/A	N/A
Bromoethene	N/A	N/A	N/A
Bromofluorobenzene_(tune_std)	18.86	16257900	N/A
Bromoform	17.63	1118	0.008
Bromomethane	N/A	N/A	N/A
Butadiene,_1,3-	4.55	1201	0.002
Butyl_Alcohol,_tert	N/A	N/A	N/A
Carbon_disulfide	7.08	5380	0.003
Carbon_tetrachloride	N/A	N/A	N/A
Chlorobenzene	16.71	1514	0.001
Chlorobenzene,_d-5__(IS)	16.67	27500116	N/A
Chloroethane	N/A	N/A	N/A
Chloroform	N/A	N/A	N/A
Chloromethane	N/A	N/A	N/A
Chloropropene,_3-	6.93	623	0.004
Chlorotoluene,_2-	N/A	N/A	N/A
Cyclohexane	11.18	69531	0.074
Dibromochloromethane	N/A	N/A	N/A
Dibromoethane,_1,2-	N/A	N/A	N/A
Dichlorobenzene,_1,2-	21.96	16607	0.011
Dichlorobenzene,_1,3-	N/A	N/A	N/A
Dichlorobenzene,_1,4-	21.36	34459	0.021
Dichlorodifluoromethane	3.83	816	0.002
Dichloroethane,_1,1-	N/A	N/A	N/A
Dichloroethane,_1,2-	N/A	N/A	N/A
Dichloroethylene,_1,1-	N/A	N/A	N/A
Dichloroethylene,_cis-1,2-	N/A	N/A	N/A
Dichloroethylene,_trans-1,2-	N/A	N/A	N/A
Dichloropropane,_1,2-	11.82	315	0.000

Dichloropropene,_cis-1,3-	N/A	N/A	N/A
Dichloropropene,_trans-1,3-	N/A	N/A	N/A
Dichlorotetrafluoroethane	N/A	N/A	N/A
Difluorobenzene,_1,4-_(IS)	11.28	33293956	N/A
Ethylbenzene	17.27	13175	0.005
Ethyltoluene,_4-	20.14	7355	0.003
Heptane	12.45	1523	0.001
Hexachlorobutadiene	26.10	60150	0.075
Hexane	9.15	2067	0.002
Methyl_ethyl_ketone	N/A	N/A	N/A
Methyl_isobutyl_ketone	N/A	N/A	N/A
Methylene_chloride	6.77	68406	0.109
Methyl-t-butyl_ether	N/A	N/A	N/A
Styrene	18.08	1338	0.001
Tetrachloroethane,_1,1,2,2-	18.21	1847	0.001
Tetrachloroethylene	15.82	1825	0.002
Toluene	14.37	15359	0.006
Trichloro-1,2,2-trifluoroethane,_1,1,2-	N/A	N/A	N/A
Trichlorobenzene,_1,2,4-	25.37	38496	0.054
Trichloroethane,_1,1,1-	N/A	N/A	N/A
Trichloroethane,_1,1,2-	N/A	N/A	N/A
Trichloroethylene	12.13	15445	0.019
Trichlorofluoromethane	N/A	N/A	N/A
Trimethylbenzene,_1,2,4-	20.96	14621	0.007
Trimethylbenzene,_1,3,5-	20.26	6228	0.003
Trimethylpentane,_2,2,4-	12.18	418	0.000
Vinyl_chloride	4.29	140	0.000
Xylene,_m_&_p-	17.52	15827	0.004
Xylene,_o-	18.19	8422	0.004

60419-02

Certified Clean Can

Summa ID	2036		
Original Data Path:	071020.RAW	Injection Volume (cc):	500.00
Acquisition Date:	07/11/06 04:04:41	Low Mass (m/z):	35.00
Operator:	DSQ	High Mass (m/z):	300.00
Instrument Method:	C:\Xcalibur\methods\TO_15.meth		
Processing Method:	C:\Xcalibur\methods\TO-15,0.5-40ppb_0628pmd		
Calibration File:	C:\Xcalibur\data\2006\June06\0628		
GC/MS ID:	Finnigan TraceGC ultra/Trace DSQ		

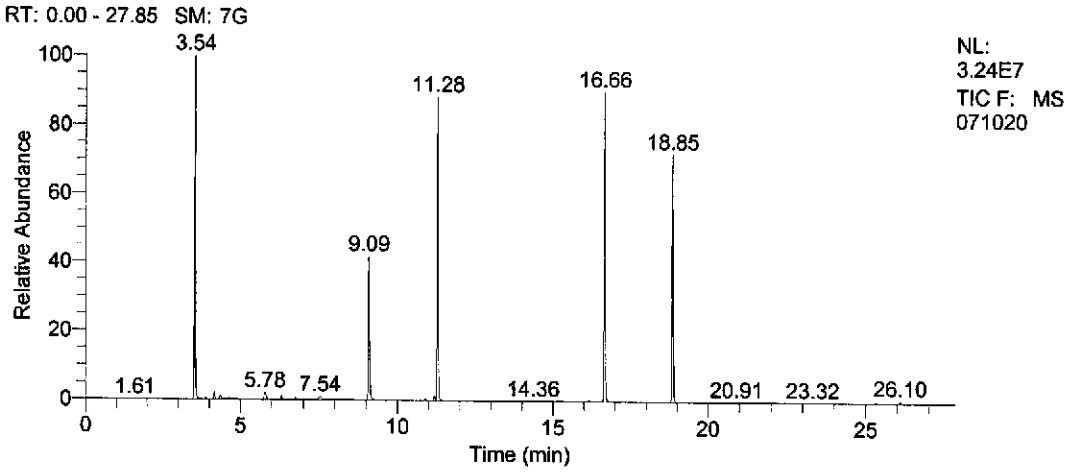

Name	RT	Area	Calculated Amount	Units
Acetone	5.78	19647	0.185	ppbv
Benzene	10.88	306766	0.137	ppbv
Bromochloromethane_(IS)	9.10	7193694	N/A	ppbv
Bromodichloromethane	N/A	N/A	N/A	ppbv
Bromoethene	N/A	N/A	N/A	ppbv
Bromofluorobenzene_(tune_std)	18.85	16431456	N/A	ppbv
Bromoform	17.62	768	0.006	ppbv
Bromomethane	4.90	3093	0.007	ppbv
Butadiene,_1,3-	4.52	6124	0.012	ppbv
Butyl_Alcohol,_tert	N/A	N/A	N/A	ppbv
Carbon_disulfide	7.06	16044	0.009	ppbv
Carbon_tetrachloride	N/A	N/A	N/A	ppbv
Chlorobenzene	16.72	5580	0.003	ppbv
Chlorobenzene,_d-5__(IS)	16.66	27147527	N/A	ppbv
Chloroethane	5.09	1031	0.003	ppbv
Chloroform	N/A	N/A	N/A	ppbv
Chloromethane	N/A	N/A	N/A	ppbv
Chloropropene,_3-	N/A	N/A	N/A	ppbv
Chlorotoluene,_2-	N/A	N/A	N/A	ppbv
Cyclohexane	11.17	132730	0.136	ppbv
Dibromochloromethane	N/A	N/A	N/A	ppbv

Dibromoethane,_1,2-	N/A	N/A	N/A	ppbv
Dichlorobenzene,_1,2-	21.96	14919	0.010	ppbv
Dichlorobenzene,_1,3-	21.22	14145	0.009	ppbv
Dichlorobenzene,_1,4-	N/A	N/A	N/A	ppbv
Dichlorodifluoromethane	3.91	420	0.001	ppbv
Dichloroethane,_1,1-	N/A	N/A	N/A	ppbv
Dichloroethane,_1,2-	N/A	N/A	N/A	ppbv
Dichloroethylene,_1,1-	N/A	N/A	N/A	ppbv
Dichloroethylene,_cis-1,2-	N/A	N/A	N/A	ppbv
Dichloroethylene,_trans-1,2-	N/A	N/A	N/A	ppbv
Dichloropropane,_1,2-	N/A	N/A	N/A	ppbv
Dichloropropene,_cis-1,3-	N/A	N/A	N/A	ppbv
Dichloropropene,_trans-1,3-	N/A	N/A	N/A	ppbv
Dichlorotetrafluoroethane	N/A	N/A	N/A	ppbv
Difluorobenzene,_1,4-_(IS)	11.28	34491917	N/A	ppbv
Ethylbenzene	17.26	19214	0.007	ppbv
Ethyltoluene,_4-	20.13	11145	0.004	ppbv
Heptane	N/A	N/A	N/A	ppbv
Hexachlorobutadiene	26.10	44206	0.056	ppbv
Hexane	9.14	4398	0.004	ppbv
Methyl_ethyl_ketone	8.49	753	0.002	ppbv
Methyl_isobutyl_ketone	N/A	N/A	N/A	ppbv
Methylene_chloride	6.75	108411	0.166	ppbv
Methyl-t-butyl_ether	N/A	N/A	N/A	ppbv
Styrene	18.04	1379	0.001	ppbv
Tetrachloroethane,_1,1,2,2-	18.19	2986	0.002	ppbv
Tetrachloroethylene	15.81	1320	0.002	ppbv
Toluene	14.36	27475	0.012	ppbv
Trichloro-1,2,2-trifluoroethane,_1,1,2-	7.02	784	0.001	ppbv
Trichlorobenzene,_1,2,4-	25.34	42911	0.061	ppbv
Trichloroethane,_1,1,1-	N/A	N/A	N/A	ppbv
Trichloroethane,_1,1,2-	N/A	N/A	N/A	ppbv
Trichloroethylene	12.10	13417	0.016	ppbv
Trichlorofluoromethane	N/A	N/A	N/A	ppbv
Trimethylbenzene,_1,2,4-	20.95	15434	0.008	ppbv
Trimethylbenzene,_1,3,5-	20.26	8466	0.004	ppbv
Trimethylpentane,_2,2,4-	12.13	1823	0.001	ppbv
Vinyl_chloride	N/A	N/A	N/A	ppbv
Xylene,_m_&_p-	17.50	34823	0.008	ppbv
Xylene,_o-	18.19	8258	0.004	ppbv

Quan Results

Sample Name:			
PAL ID:		Data File:	071020
Dilution Factor:	1.00		
Summa ID	2036		
Operator:	DSQ		
Date Rec'd			
Acquisition Date:	07/11/06 04:04:41		
Injection Volume (cc):	500.00		
Low Mass (m/z):	35.00		
High Mass (m/z):	300.00		
Instrument Method:	C:\Xcalibur\methods\TO_15.meth		
Processing Method:	C:\Xcalibur\methods\TO-15,0.5-40ppb_0628pmd		
Calibration File:	C:\Xcalibur\data\2006\June06\0628		
GC/MS ID:	Finnigan TraceGC Ultra/Trace DSQ		

Name	RT	Area	Calculated Amount ppbv
Acetone	5.78	19647	0.185
Benzene	10.88	306766	0.137
Bromochloromethane_(IS)	9.10	7193694	N/A
Bromodichloromethane	N/A	N/A	N/A
Bromoethene	N/A	N/A	N/A
Bromofluorobenzene_(tune_std)	18.85	16431456	N/A
Bromoform	17.62	768	0.006
Bromomethane	4.90	3093	0.007
Butadiene,_1,3-	4.52	6124	0.012
Butyl_Alcohol,_tert	N/A	N/A	N/A
Carbon_disulfide	7.06	16044	0.009
Carbon_tetrachloride	N/A	N/A	N/A
Chlorobenzene	16.72	5580	0.003
Chlorobenzene,_d-5__(IS)	16.66	27147527	N/A
Chloroethane	5.09	1031	0.003
Chloroform	N/A	N/A	N/A
Chloromethane	N/A	N/A	N/A
Chloropropene,_3-	N/A	N/A	N/A
Chlorotoluene,_2-	N/A	N/A	N/A
Cyclohexane	11.17	132730	0.136
Dibromochloromethane	N/A	N/A	N/A
Dibromoethane,_1,2-	N/A	N/A	N/A
Dichlorobenzene,_1,2-	21.96	14919	0.010
Dichlorobenzene,_1,3-	21.22	14145	0.009
Dichlorobenzene,_1,4-	N/A	N/A	N/A
Dichlorodifluoromethane	3.91	420	0.001
Dichloroethane,_1,1-	N/A	N/A	N/A
Dichloroethane,_1,2-	N/A	N/A	N/A
Dichloroethylene,_1,1-	N/A	N/A	N/A
Dichloroethylene,_cis-1,2-	N/A	N/A	N/A
Dichloroethylene,_trans-1,2-	N/A	N/A	N/A
Dichloropropane,_1,2-	N/A	N/A	N/A

Dichloropropene,_cis-1,3-	N/A	N/A	N/A
Dichloropropene,_trans-1,3-	N/A	N/A	N/A
Dichlorotetrafluoroethane	N/A	N/A	N/A
Difluorobenzene,_1,4-_(IS)	11.28	34491917	N/A
Ethylbenzene	17.26	19214	0.007
Ethyltoluene,_4-	20.13	11145	0.004
Heptane	N/A	N/A	N/A
Hexachlorobutadiene	26.10	44206	0.056
Hexane	9.14	4398	0.004
Methyl_ethyl_ketone	8.49	753	0.002
Methyl_isobutyl_ketone	N/A	N/A	N/A
Methylene_chloride	6.75	108411	0.166
Methyl-t-butyl_ether	N/A	N/A	N/A
Styrene	18.04	1379	0.001
Tetrachloroethane,_1,1,2,2-	18.19	2986	0.002
Tetrachloroethylene	15.81	1320	0.002
Toluene	14.36	27475	0.012
Trichloro-1,2,2-trifluoroethane,_1,1,2-	7.02	784	0.001
Trichlorobenzene,_1,2,4-	25.34	42911	0.061
Trichloroethane,_1,1,1-	N/A	N/A	N/A
Trichloroethane,_1,1,2-	N/A	N/A	N/A
Trichloroethylene	12.10	13417	0.016
Trichlorofluoromethane	N/A	N/A	N/A
Trimethylbenzene,_1,2,4-	20.95	15434	0.008
Trimethylbenzene,_1,3,5-	20.26	8466	0.004
Trimethylpentane,_2,2,4-	12.13	1823	0.001
Vinyl_chloride	N/A	N/A	N/A
Xylene,_m_&_p-	17.50	34823	0.008
Xylene,_o-	18.19	8258	0.004

60419-03

Certified Clean Can

Summa ID	3031		
Original Data Path:	071214.RAW	Injection Volume (cc):	500.00
Acquisition Date:	07/13/06 05:19:53	Low Mass (m/z):	35.00
Operator:	DSQ	High Mass (m/z):	300.00
Instrument Method:	C:\Xcalibur\methods\TO_15.meth		
Processing Method:	C:\Xcalibur\methods\TO-15,0.5-40ppb_0628pmd		
Calibration File:	C:\Xcalibur\data\2006\June06\0628		
GC/MS ID:	Finnigan TraceGC ultra/Trace DSQ		

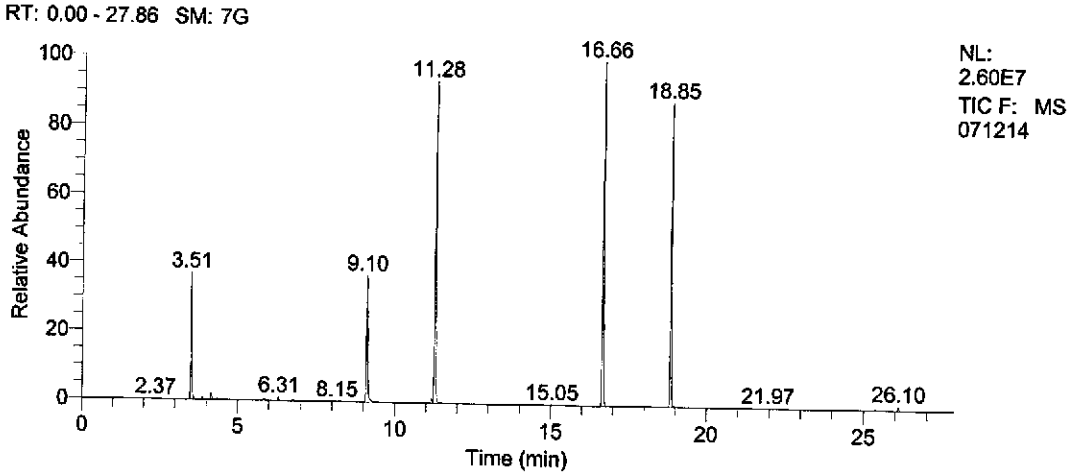

Name	RT	Area	Calculated Amount	Units
Acetone	N/A	N/A	N/A	ppbv
Benzene	10.89	126300	0.066	ppbv
Bromochloromethane_(IS)	9.10	5492810	N/A	ppbv
Bromodichloromethane	N/A	N/A	N/A	ppbv
Bromoethene	N/A	N/A	N/A	ppbv
Bromofluorobenzene_(tune_std)	18.85	15419866	N/A	ppbv
Bromoform	17.62	999	0.008	ppbv
Bromomethane	4.88	1173	0.003	ppbv
Butadiene,_1,3-	4.52	664	0.002	ppbv
Butyl_Alcohol,_tert	N/A	N/A	N/A	ppbv
Carbon_disulfide	7.09	3631	0.003	ppbv
Carbon_tetrachloride	N/A	N/A	N/A	ppbv
Chlorobenzene	16.72	4838	0.003	ppbv
Chlorobenzene,_d-5__(IS)	16.66	24151080	N/A	ppbv
Chloroethane	N/A	N/A	N/A	ppbv
Chloroform	N/A	N/A	N/A	ppbv
Chloromethane	N/A	N/A	N/A	ppbv
Chloropropene,_3-	N/A	N/A	N/A	ppbv
Chlorotoluene,_2-	19.81	506	0.004	ppbv
Cyclohexane	11.18	98244	0.118	ppbv
Dibromochloromethane	N/A	N/A	N/A	ppbv

Dibromoethane,_1,2-	N/A	N/A	N/A	ppbv
Dichlorobenzene,_1,2-	21.97	15006	0.011	ppbv
Dichlorobenzene,_1,3-	21.22	14128	0.010	ppbv
Dichlorobenzene,_1,4-	21.35	16780	0.012	ppbv
Dichlorodifluoromethane	3.83	461	0.001	ppbv
Dichloroethane,_1,1-	N/A	N/A	N/A	ppbv
Dichloroethane,_1,2-	N/A	N/A	N/A	ppbv
Dichloroethylene,_1,1-	N/A	N/A	N/A	ppbv
Dichloroethylene,_cis-1,2-	N/A	N/A	N/A	ppbv
Dichloroethylene,_trans-1,2-	N/A	N/A	N/A	ppbv
Dichloropropane,_1,2-	N/A	N/A	N/A	ppbv
Dichloropropene,_cis-1,3-	N/A	N/A	N/A	ppbv
Dichloropropene,_trans-1,3-	N/A	N/A	N/A	ppbv
Dichlorotetrafluoroethane	4.29	368	0.000	ppbv
Difluorobenzene,_1,4-_(IS)	11.28	29550865	N/A	ppbv
Ethylbenzene	17.26	10278	0.004	ppbv
Ethyltoluene,_4-	20.13	6119	0.003	ppbv
Heptane	N/A	N/A	N/A	ppbv
Hexachlorobutadiene	26.10	63510	0.090	ppbv
Hexane	9.15	7829	0.009	ppbv
Methyl_ethyl_ketone	N/A	N/A	N/A	ppbv
Methyl_isobutyl_ketone	13.13	473	0.000	ppbv
Methylene_chloride	6.76	77603	0.156	ppbv
Methyl-t-butyl_ether	N/A	N/A	N/A	ppbv
Styrene	18.07	767	0.001	ppbv
Tetrachloroethane,_1,1,2,2-	18.20	3104	0.002	ppbv
Tetrachloroethylene	15.80	3938	0.005	ppbv
Toluene	14.36	12402	0.006	ppbv
Trichloro-1,2,2-trifluoroethane,_1,1,2-	N/A	N/A	N/A	ppbv
Trichlorobenzene,_1,2,4-	25.36	46403	0.074	ppbv
Trichloroethane,_1,1,1-	N/A	N/A	N/A	ppbv
Trichloroethane,_1,1,2-	N/A	N/A	N/A	ppbv
Trichloroethylene	12.11	10745	0.015	ppbv
Trichlorofluoromethane	N/A	N/A	N/A	ppbv
Trimethylbenzene,_1,2,4-	20.95	12933	0.007	ppbv
Trimethylbenzene,_1,3,5-	20.25	4807	0.002	ppbv
Trimethylpentane,_2,2,4-	N/A	N/A	N/A	ppbv
Vinyl_chloride	N/A	N/A	N/A	ppbv
Xylene,_m_&_p-	17.53	18144	0.005	ppbv
Xylene,_o-	18.20	4765	0.002	ppbv

Quan Results

Sample Name:	3031		
PAL ID:		Data File:	071214
Dilution Factor:	1.00		
Summa ID	3031		
Operator:	DSQ		
Date Received			
Acquisition Date:	07/13/06 05:19:53		
Injection Volume (cc):	500.00		
Low Mass (m/z):	35.00		
High Mass (m/z):	300.00		
Instrument Method:	C:\Xcalibur\methods\TO_15.meth		
Processing Method:	C:\Xcalibur\methods\TO-15,0.5-40ppb_0628pmd		
Calibration File:	C:\Xcalibur\data\2006\June06\0628		
GC/MS ID:	Finnigan TraceGC Ultra/Trace DSQ		

Name	RT	Area	Calculated Amount ppbv
Acetone	N/A	N/A	N/A
Benzene	10.89	126300	0.066
Bromochloromethane_(IS)	9.10	5492810	N/A
Bromodichloromethane	N/A	N/A	N/A
Bromoethene	N/A	N/A	N/A
Bromofluorobenzene_(tune_std)	18.85	15419866	N/A
Bromoform	17.62	999	0.008
Bromomethane	4.88	1173	0.003
Butadiene,_1,3-	4.52	664	0.002
Butyl_Alcohol,_tert	N/A	N/A	N/A
Carbon_disulfide	7.09	3631	0.003
Carbon_tetrachloride	N/A	N/A	N/A
Chlorobenzene	16.72	4838	0.003
Chlorobenzene,_d-5__(IS)	16.66	24151080	N/A
Chloroethane	N/A	N/A	N/A
Chloroform	N/A	N/A	N/A
Chloromethane	N/A	N/A	N/A
Chloropropene,_3-	N/A	N/A	N/A
Chlorotoluene,_2-	19.81	506	0.004
Cyclohexane	11.18	98244	0.118
Dibromochloromethane	N/A	N/A	N/A
Dibromoethane,_1,2-	N/A	N/A	N/A
Dichlorobenzene,_1,2-	21.97	15006	0.011
Dichlorobenzene,_1,3-	21.22	14128	0.010
Dichlorobenzene,_1,4-	21.35	16780	0.012
Dichlorodifluoromethane	3.83	461	0.001
Dichloroethane,_1,1-	N/A	N/A	N/A
Dichloroethane,_1,2-	N/A	N/A	N/A
Dichloroethylene,_1,1-	N/A	N/A	N/A
Dichloroethylene,_cis-1,2-	N/A	N/A	N/A
Dichloroethylene,_trans-1,2-	N/A	N/A	N/A
Dichloropropane,_1,2-	N/A	N/A	N/A

Dichloropropene,_cis-1,3-	N/A	N/A	N/A
Dichloropropene,_trans-1,3-	N/A	N/A	N/A
Dichlorotetrafluoroethane	4.29	368	0.000
Difluorobenzene,_1,4-_(IS)	11.28	29550865	N/A
Ethylbenzene	17.26	10278	0.004
Ethyltoluene,_4-	20.13	6119	0.003
Heptane	N/A	N/A	N/A
Hexachlorobutadiene	26.10	63510	0.090
Hexane	9.15	7829	0.009
Methyl_ethyl_ketone	N/A	N/A	N/A
Methyl_isobutyl_ketone	13.13	473	0.000
Methylene_chloride	6.76	77603	0.156
Methyl-t-butyl_ether	N/A	N/A	N/A
Styrene	18.07	767	0.001
Tetrachloroethane,_1,1,2,2-	18.20	3104	0.002
Tetrachloroethylene	15.80	3938	0.005
Toluene	14.36	12402	0.006
Trichloro-1,2,2-trifluoroethane,_1,1,2-	N/A	N/A	N/A
Trichlorobenzene,_1,2,4-	25.36	46403	0.074
Trichloroethane,_1,1,1-	N/A	N/A	N/A
Trichloroethane,_1,1,2-	N/A	N/A	N/A
Trichloroethylene	12.11	10745	0.015
Trichlorofluoromethane	N/A	N/A	N/A
Trimethylbenzene,_1,2,4-	20.95	12933	0.007
Trimethylbenzene,_1,3,5-	20.25	4807	0.002
Trimethylpentane,_2,2,4-	N/A	N/A	N/A
Vinyl_chloride	N/A	N/A	N/A
Xylene,_m_&_p-	17.53	18144	0.005
Xylene,_o-	18.20	4765	0.002

60419-04

Certified Clean Can

Summa ID	2094		
Original Data Path:	071213.RAW	Injection Volume (cc):	500.00
Acquisition Date:	07/13/06 04:28:07	Low Mass (m/z):	35.00
Operator:	DSQ	High Mass (m/z):	300.00

Instrument Method:	C:\Xcalibur\methods\TO_15.meth
Processing Method:	C:\Xcalibur\methods\TO-15,0.5-40ppb_0628pmd
Calibration File:	C:\Xcalibur\data\2006\June06\0628
GC/MS ID:	Finnigan TraceGC ultra/Trace DSQ

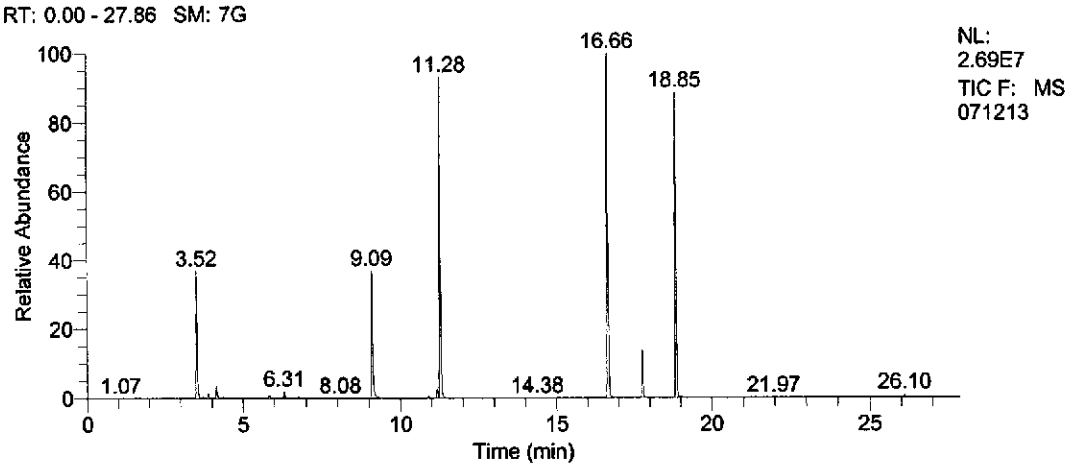

Name	RT	Area	Calculated Amount	Units
Acetone	N/A	N/A	N/A	ppbv
Benzene	10.89	178604	0.090	ppbv
Bromochloromethane_(IS)	9.09	5737906	N/A	ppbv
Bromodichloromethane	12.08	285	0.000	ppbv
Bromoethene	N/A	N/A	N/A	ppbv
Bromofluorobenzene_(tune_std)	18.85	16149302	N/A	ppbv
Bromoform	17.61	671	0.005	ppbv
Bromomethane	4.89	1303	0.004	ppbv
Butadiene,_1,3-	4.50	631	0.002	ppbv
Butyl_Alcohol,_tert	N/A	N/A	N/A	ppbv
Carbon_disulfide	7.11	2690	0.002	ppbv
Carbon_tetrachloride	N/A	N/A	N/A	ppbv
Chlorobenzene	16.74	6665	0.004	ppbv
Chlorobenzene,_d-5__(IS)	16.66	24978295	N/A	ppbv
Chloroethane	5.11	345	0.001	ppbv
Chloroform	N/A	N/A	N/A	ppbv
Chloromethane	N/A	N/A	N/A	ppbv
Chloropropene,_3-	6.87	382	0.003	ppbv
Chlorotoluene,_2-	N/A	N/A	N/A	ppbv
Cyclohexane	11.18	389971	0.451	ppbv
Dibromochloromethane	N/A	N/A	N/A	ppbv

Dibromoethane,_1,2-	N/A	N/A	N/A	ppbv
Dichlorobenzene,_1,2-	21.97	14581	0.011	ppbv
Dichlorobenzene,_1,3-	21.22	14100	0.010	ppbv
Dichlorobenzene,_1,4-	21.35	14613	0.010	ppbv
Dichlorodifluoromethane	3.84	405	0.001	ppbv
Dichloroethane,_1,1-	N/A	N/A	N/A	ppbv
Dichloroethane,_1,2-	N/A	N/A	N/A	ppbv
Dichloroethylene,_1,1-	N/A	N/A	N/A	ppbv
Dichloroethylene,_cis-1,2-	N/A	N/A	N/A	ppbv
Dichloroethylene,_trans-1,2-	N/A	N/A	N/A	ppbv
Dichloropropane,_1,2-	11.85	488	0.001	ppbv
Dichloropropene,_cis-1,3-	N/A	N/A	N/A	ppbv
Dichloropropene,_trans-1,3-	N/A	N/A	N/A	ppbv
Dichlorotetrafluoroethane	4.29	330	0.000	ppbv
Difluorobenzene,_1,4-_(IS)	11.28	30655968	N/A	ppbv
Ethylbenzene	17.27	10041	0.004	ppbv
Ethyltoluene,_4-	20.12	5084	0.002	ppbv
Heptane	12.49	1843	0.002	ppbv
Hexachlorobutadiene	26.10	61479	0.084	ppbv
Hexane	9.14	10527	0.012	ppbv
Methyl_ethyl_ketone	8.51	245	0.001	ppbv
Methyl_isobutyl_ketone	N/A	N/A	N/A	ppbv
Methylene_chloride	6.76	97794	0.188	ppbv
Methyl-t-butyl_ether	N/A	N/A	N/A	ppbv
Styrene	18.06	442	0.000	ppbv
Tetrachloroethane,_1,1,2,2-	18.20	5171	0.003	ppbv
Tetrachloroethylene	15.82	1489	0.002	ppbv
Toluene	14.37	13156	0.006	ppbv
Trichloro-1,2,2-trifluoroethane,_1,1,2-	N/A	N/A	N/A	ppbv
Trichlorobenzene,_1,2,4-	25.36	41237	0.063	ppbv
Trichloroethane,_1,1,1-	N/A	N/A	N/A	ppbv
Trichloroethane,_1,1,2-	N/A	N/A	N/A	ppbv
Trichloroethylene	12.11	10599	0.014	ppbv
Trichlorofluoromethane	N/A	N/A	N/A	ppbv
Trimethylbenzene,_1,2,4-	20.96	16685	0.009	ppbv
Trimethylbenzene,_1,3,5-	20.24	6254	0.003	ppbv
Trimethylpentane,_2,2,4-	12.13	544	0.000	ppbv
Vinyl_chloride	4.38	272	0.001	ppbv
Xylene,_m_&_p-	17.49	21009	0.005	ppbv
Xylene,_o-	18.19	7272	0.003	ppbv

Quan Results

Sample Name:	2094		
PAL ID:		Data File:	071213
Dilution Factor:	1.00		
Summa ID	2094		
Operator:	DSQ		

Date Received	
Acquisition Date:	07/13/06 04:28:07
Injection Volume (cc):	500.00
Low Mass (m/z):	35.00
High Mass (m/z):	300.00

Instrument Method:	C:\Xcalibur\methods\TO_15.meth
Processing Method:	C:\Xcalibur\methods\TO-15,0.5-40ppb_0628pmd
Calibration File:	C:\Xcalibur\data\2006\June06\0628
GC/MS ID:	Finnigan TraceGC Ultra/Trace DSQ

Name	RT	Area	Calculated Amount ppbv
Acetone	N/A	N/A	N/A
Benzene	10.89	178604	0.090
Bromochloromethane_(IS)	9.09	5737906	N/A
Bromodichloromethane	12.08	285	0.000
Bromoethene	N/A	N/A	N/A
Bromofluorobenzene_(tune_std)	18.85	16149302	N/A
Bromoform	17.61	671	0.005
Bromomethane	4.89	1303	0.004
Butadiene,_1,3-	4.50	631	0.002
Butyl_Alcohol,_tert	N/A	N/A	N/A
Carbon_disulfide	7.11	2690	0.002
Carbon_tetrachloride	N/A	N/A	N/A
Chlorobenzene	16.74	6665	0.004
Chlorobenzene,_d-5__(IS)	16.66	24978295	N/A
Chloroethane	5.11	345	0.001
Chloroform	N/A	N/A	N/A
Chloromethane	N/A	N/A	N/A
Chloropropene,_3-	6.87	382	0.003
Chlorotoluene,_2-	N/A	N/A	N/A
Cyclohexane	11.18	389971	0.451
Dibromochloromethane	N/A	N/A	N/A
Dibromoethane,_1,2-	N/A	N/A	N/A
Dichlorobenzene,_1,2-	21.97	14581	0.011
Dichlorobenzene,_1,3-	21.22	14100	0.010
Dichlorobenzene,_1,4-	21.35	14613	0.010
Dichlorodifluoromethane	3.84	405	0.001
Dichloroethane,_1,1-	N/A	N/A	N/A
Dichloroethane,_1,2-	N/A	N/A	N/A
Dichloroethylene,_1,1-	N/A	N/A	N/A
Dichloroethylene,_cis-1,2-	N/A	N/A	N/A
Dichloroethylene,_trans-1,2-	N/A	N/A	N/A
Dichloropropane,_1,2-	11.85	488	0.001

Dichloropropene,_cis-1,3-	N/A	N/A	N/A
Dichloropropene,_trans-1,3-	N/A	N/A	N/A
Dichlorotetrafluoroethane	4.29	330	0.000
Difluorobenzene,_1,4-_(IS)	11.28	30655968	N/A
Ethylbenzene	17.27	10041	0.004
Ethyltoluene,_4-	20.12	5084	0.002
Heptane	12.49	1843	0.002
Hexachlorobutadiene	26.10	61479	0.084
Hexane	9.14	10527	0.012
Methyl_ethyl_ketone	8.51	245	0.001
Methyl_isobutyl_ketone	N/A	N/A	N/A
Methylene_chloride	6.76	97794	0.188
Methyl-t-butyl_ether	N/A	N/A	N/A
Styrene	18.06	442	0.000
Tetrachloroethane,_1,1,2,2-	18.20	5171	0.003
Tetrachloroethylene	15.82	1489	0.002
Toluene	14.37	13156	0.006
Trichloro-1,2,2-trifluoroethane,_1,1,2-	N/A	N/A	N/A
Trichlorobenzene,_1,2,4-	25.36	41237	0.063
Trichloroethane,_1,1,1-	N/A	N/A	N/A
Trichloroethane,_1,1,2-	N/A	N/A	N/A
Trichloroethylene	12.11	10599	0.014
Trichlorofluoromethane	N/A	N/A	N/A
Trimethylbenzene,_1,2,4-	20.96	16685	0.009
Trimethylbenzene,_1,3,5-	20.24	6254	0.003
Trimethylpentane,_2,2,4-	12.13	544	0.000
Vinyl_chloride	4.38	272	0.001
Xylene,_m_&_p-	17.49	21009	0.005
Xylene,_o-	18.19	7272	0.003

60419-05

Certified Clean Can

Summa ID 2894

Original Data Path:	071208.RAW	Injection Volume (cc):	500.00
Acquisition Date:	07/13/06 00:18:30	Low Mass (m/z):	35.00
Operator:	DSQ	High Mass (m/z):	300.00

Instrument Method:	C:\Xcalibur\methods\TO_15.meth
Processing Method:	C:\Xcalibur\methods\TO-15,0.5-40ppb_0628pmd
Calibration File:	C:\Xcalibur\data\2006\June06\0628
GC/MS ID:	Finnigan TraceGC ultra/Trace DSQ

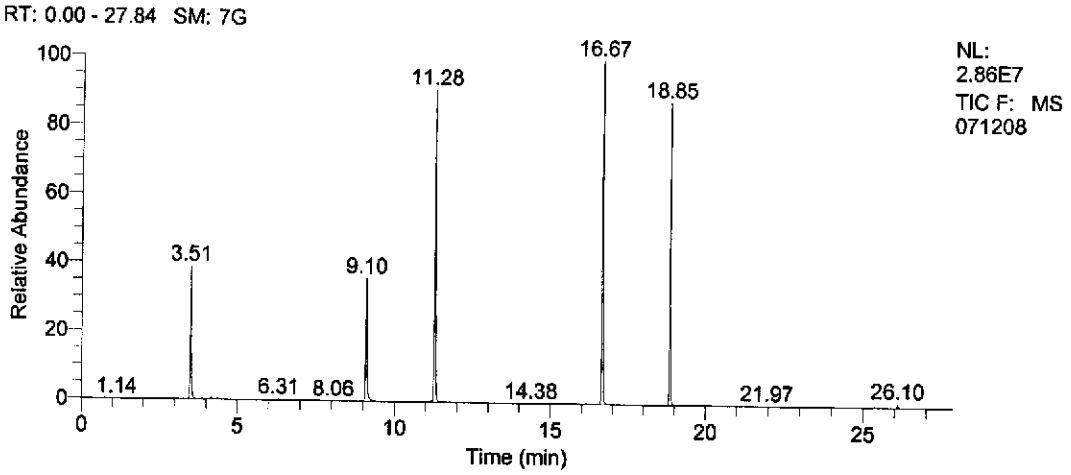

Name	RT	Area	Calculated Amount	Units
Acetone	N/A	N/A	N/A	ppbv
Benzene	10.90	89517	0.043	ppbv
Bromochloromethane_(IS)	9.10	5998299	N/A	ppbv
Bromodichloromethane	12.09	429	0.000	ppbv
Bromoethene	N/A	N/A	N/A	ppbv
Bromofluorobenzene_(tune_std)	18.85	16955321	N/A	ppbv
Bromoform	17.64	1314	0.010	ppbv
Bromomethane	4.89	1435	0.004	ppbv
Butadiene,_1,3-	4.54	650	0.001	ppbv
Butyl_Alcohol,_tert	N/A	N/A	N/A	ppbv
Carbon_disulfide	7.07	3655	0.003	ppbv
Carbon_tetrachloride	N/A	N/A	N/A	ppbv
Chlorobenzene	16.75	5217	0.003	ppbv
Chlorobenzene,_d-5__(IS)	16.67	26440929	N/A	ppbv
Chloroethane	N/A	N/A	N/A	ppbv
Chloroform	N/A	N/A	N/A	ppbv
Chloromethane	N/A	N/A	N/A	ppbv
Chloropropene,_3-	N/A	N/A	N/A	ppbv
Chlorotoluene,_2-	19.83	1821	0.014	ppbv
Cyclohexane	11.18	93549	0.105	ppbv
Dibromochloromethane	N/A	N/A	N/A	ppbv

Dibromoethane,_1,2-	N/A	N/A	N/A	ppbv
Dichlorobenzene,_1,2-	21.96	23063	0.016	ppbv
Dichlorobenzene,_1,3-	N/A	N/A	N/A	ppbv
Dichlorobenzene,_1,4-	21.36	37245	0.024	ppbv
Dichlorodifluoromethane	N/A	N/A	N/A	ppbv
Dichloroethane,_1,1-	N/A	N/A	N/A	ppbv
Dichloroethane,_1,2-	N/A	N/A	N/A	ppbv
Dichloroethylene,_1,1-	N/A	N/A	N/A	ppbv
Dichloroethylene,_cis-1,2-	N/A	N/A	N/A	ppbv
Dichloroethylene,_trans-1,2-	N/A	N/A	N/A	ppbv
Dichloropropane,_1,2-	11.85	1037	0.001	ppbv
Dichloropropene,_cis-1,3-	N/A	N/A	N/A	ppbv
Dichloropropene,_trans-1,3-	N/A	N/A	N/A	ppbv
Dichlorotetrafluoroethane	4.30	994	0.001	ppbv
Difluorobenzene,_1,4-_(IS)	11.28	31732449	N/A	ppbv
Ethylbenzene	17.27	11708	0.004	ppbv
Ethyltoluene,_4-	20.13	9279	0.004	ppbv
Heptane	12.46	1199	0.001	ppbv
Hexachlorobutadiene	26.10	74681	0.097	ppbv
Hexane	9.14	4877	0.005	ppbv
Methyl_ethyl_ketone	N/A	N/A	N/A	ppbv
Methyl_isobutyl_ketone	N/A	N/A	N/A	ppbv
Methylene_chloride	6.77	71091	0.131	ppbv
Methyl-t-butyl_ether	N/A	N/A	N/A	ppbv
Styrene	N/A	N/A	N/A	ppbv
Tetrachloroethane,_1,1,2,2-	18.19	5784	0.004	ppbv
Tetrachloroethylene	15.82	2642	0.003	ppbv
Toluene	14.40	12227	0.005	ppbv
Trichloro-1,2,2-trifluoroethane,_1,1,2-	N/A	N/A	N/A	ppbv
Trichlorobenzene,_1,2,4-	25.36	51309	0.074	ppbv
Trichloroethane,_1,1,1-	10.43	240	0.000	ppbv
Trichloroethane,_1,1,2-	N/A	N/A	N/A	ppbv
Trichloroethylene	12.14	10084	0.013	ppbv
Trichlorofluoromethane	N/A	N/A	N/A	ppbv
Trimethylbenzene,_1,2,4-	20.95	22205	0.012	ppbv
Trimethylbenzene,_1,3,5-	20.26	8417	0.004	ppbv
Trimethylpentane,_2,2,4-	N/A	N/A	N/A	ppbv
Vinyl_chloride	N/A	N/A	N/A	ppbv
Xylene,_m_&_p-	17.51	19836	0.005	ppbv
Xylene,_o-	18.19	7624	0.003	ppbv

Quan Results

Sample Name:	2894		
PAL ID:		Data File:	071208
Dilution Factor:	1.00		
Summa ID	2894		
Operator:	DSQ		
Date Received			
Acquisition Date:	07/13/06 00:18:30		
Injection Volume (cc):	500.00		
Low Mass (m/z):	35.00		
High Mass (m/z):	300.00		
Instrument Method:	C:\Xcalibur\methods\TO_15.meth		
Processing Method:	C:\Xcalibur\methods\TO-15,0.5-40ppb_0628pmd		
Calibration File:	C:\Xcalibur\data\2006\June06\0628		
GC/MS ID:	Finnigan TraceGC Ultra/Trace DSQ		

Name	RT	Area	Calculated Amount ppbv
Acetone	N/A	N/A	N/A
Benzene	10.90	89517	0.043
Bromochloromethane_(IS)	9.10	5998299	N/A
Bromodichloromethane	12.09	429	0.000
Bromoethene	N/A	N/A	N/A
Bromofluorobenzene_(tune_std)	18.85	16955321	N/A
Bromoform	17.64	1314	0.010
Bromomethane	4.89	1435	0.004
Butadiene,_1,3-	4.54	650	0.001
Butyl_Alcohol,_tert	N/A	N/A	N/A
Carbon_disulfide	7.07	3655	0.003
Carbon_tetrachloride	N/A	N/A	N/A
Chlorobenzene	16.75	5217	0.003
Chlorobenzene,_d-5__(IS)	16.67	26440929	N/A
Chloroethane	N/A	N/A	N/A
Chloroform	N/A	N/A	N/A
Chloromethane	N/A	N/A	N/A
Chloropropene,_3-	N/A	N/A	N/A
Chlorotoluene,_2-	19.83	1821	0.014
Cyclohexane	11.18	93549	0.105
Dibromochloromethane	N/A	N/A	N/A
Dibromoethane,_1,2-	N/A	N/A	N/A
Dichlorobenzene,_1,2-	21.96	23063	0.016
Dichlorobenzene,_1,3-	N/A	N/A	N/A
Dichlorobenzene,_1,4-	21.36	37245	0.024
Dichlorodifluoromethane	N/A	N/A	N/A
Dichloroethane,_1,1-	N/A	N/A	N/A
Dichloroethane,_1,2-	N/A	N/A	N/A
Dichloroethylene,_1,1-	N/A	N/A	N/A
Dichloroethylene,_cis-1,2-	N/A	N/A	N/A
Dichloroethylene,_trans-1,2-	N/A	N/A	N/A
Dichloropropane,_1,2-	11.85	1037	0.001

Dichloropropene,_cis-1,3-	N/A	N/A	N/A
Dichloropropene,_trans-1,3-	N/A	N/A	N/A
Dichlorotetrafluoroethane	4.30	994	0.001
Difluorobenzene,_1,4-_(IS)	11.28	31732449	N/A
Ethylbenzene	17.27	11708	0.004
Ethyltoluene,_4-	20.13	9279	0.004
Heptane	12.46	1199	0.001
Hexachlorobutadiene	26.10	74681	0.097
Hexane	9.14	4877	0.005
Methyl_ethyl_ketone	N/A	N/A	N/A
Methyl_isobutyl_ketone	N/A	N/A	N/A
Methylene_chloride	6.77	71091	0.131
Methyl-t-butyl_ether	N/A	N/A	N/A
Styrene	N/A	N/A	N/A
Tetrachloroethane,_1,1,2,2-	18.19	5784	0.004
Tetrachloroethylene	15.82	2642	0.003
Toluene	14.40	12227	0.005
Trichloro-1,2,2-trifluoroethane,_1,1,2-	N/A	N/A	N/A
Trichlorobenzene,_1,2,4-	25.36	51309	0.074
Trichloroethane,_1,1,1-	10.43	240	0.000
Trichloroethane,_1,1,2-	N/A	N/A	N/A
Trichloroethylene	12.14	10084	0.013
Trichlorofluoromethane	N/A	N/A	N/A
Trimethylbenzene,_1,2,4-	20.95	22205	0.012
Trimethylbenzene,_1,3,5-	20.26	8417	0.004
Trimethylpentane,_2,2,4-	N/A	N/A	N/A
Vinyl_chloride	N/A	N/A	N/A
Xylene,_m_&_p-	17.51	19836	0.005
Xylene,_o-	18.19	7624	0.003

00419.06

Certified Clean Can

Summa ID	3041		
Original Data Path:	071105.RAW	Injection Volume (cc):	500.00
Acquisition Date:	07/11/06 17:24:34	Low Mass (m/z):	35.00
Operator:	DSQ	High Mass (m/z):	300.00
Instrument Method:	C:\Xcalibur\methods\TO_15.meth		
Processing Method:	C:\Xcalibur\methods\TO-15,0.5-40ppb_0628pmd		
Calibration File:	C:\Xcalibur\data\2006\June06\0628		
GC/MS ID:	Finnigan TraceGC ultra/Trace DSQ		

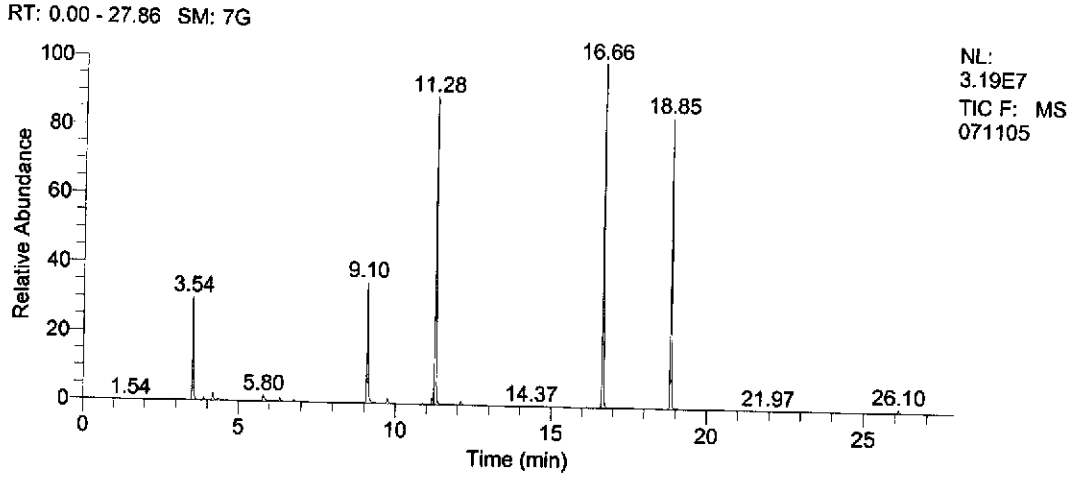

Name	RT	Area	Calculated Amount	Units
Acetone	5.80	44057	0.181	ppbv
Benzene	10.89	177517	0.077	ppbv
Bromochloromethane_(IS)	9.10	6498246	N/A	ppbv
Bromodichloromethane	12.10	4343	0.004	ppbv
Bromoethene	5.49	570	0.002	ppbv
Bromofluorobenzene_(tune_std)	18.85	18322138	N/A	ppbv
Bromoform	17.63	1906	0.013	ppbv
Bromomethane	N/A	N/A	N/A	ppbv
Butadiene,_1,3-	4.56	576	0.001	ppbv
Butyl_Alcohol,_tert	N/A	N/A	N/A	ppbv
Carbon_disulfide	7.08	11115	0.007	ppbv
Carbon_tetrachloride	11.03	1867	0.003	ppbv
Chlorobenzene	16.73	19791	0.011	ppbv
Chlorobenzene,_d-5__(IS)	16.66	29968002	N/A	ppbv
Chloroethane	5.11	1536	0.005	ppbv
Chloroform	9.27	2625	0.003	ppbv
Chloromethane	N/A	N/A	N/A	ppbv
Chloropropene,_3-	N/A	N/A	N/A	ppbv
Chlorotoluene,_2-	19.81	2396	0.016	ppbv
Cyclohexane	11.18	195580	0.195	ppbv
Dibromochloromethane	14.91	2093	0.002	ppbv

Dibromoethane,_1,2-	15.28	2365	0.002	ppbv
Dichlorobenzene,_1,2-	21.96	26288	0.016	ppbv
Dichlorobenzene,_1,3-	N/A	N/A	N/A	ppbv
Dichlorobenzene,_1,4-	21.35	51139	0.029	ppbv
Dichlorodifluoromethane	3.98	3940	0.008	ppbv
Dichloroethane,_1,1-	8.00	1849	0.002	ppbv
Dichloroethane,_1,2-	N/A	N/A	N/A	ppbv
Dichloroethylene,_1,1-	6.63	3282	0.004	ppbv
Dichloroethylene,_cis-1,2-	8.97	3565	0.005	ppbv
Dichloroethylene,_trans-1,2-	7.83	1408	0.002	ppbv
Dichloropropane,_1,2-	11.85	6975	0.009	ppbv
Dichloropropene,_cis-1,3-	N/A	N/A	N/A	ppbv
Dichloropropene,_trans-1,3-	N/A	N/A	N/A	ppbv
Dichlorotetrafluoroethane	4.17	1413	0.001	ppbv
Difluorobenzene,_1,4-_(IS)	11.28	35566444	N/A	ppbv
Ethylbenzene	17.26	28050	0.009	ppbv
Ethyltoluene,_4-	20.11	20920	0.007	ppbv
Heptane	12.46	7713	0.006	ppbv
Hexachlorobutadiene	26.10	71706	0.082	ppbv
Hexane	9.16	7901	0.008	ppbv
Methyl_ethyl_ketone	N/A	N/A	N/A	ppbv
Methyl_isobutyl_ketone	N/A	N/A	N/A	ppbv
Methylene_chloride	6.77	97525	0.165	ppbv
Methyl-t-butyl_ether	N/A	N/A	N/A	ppbv
Styrene	18.09	5446	0.003	ppbv
Tetrachloroethane,_1,1,2,2-	18.19	12126	0.007	ppbv
Tetrachloroethylene	15.82	6071	0.007	ppbv
Toluene	14.37	53792	0.021	ppbv
Trichloro-1,2,2-trifluoroethane,_1,1,2-	7.04	3930	0.004	ppbv
Trichlorobenzene,_1,2,4-	25.36	53261	0.068	ppbv
Trichloroethane,_1,1,1-	10.36	2255	0.003	ppbv
Trichloroethane,_1,1,2-	N/A	N/A	N/A	ppbv
Trichloroethylene	12.10	139213	0.160	ppbv
Trichlorofluoromethane	5.94	5114	0.007	ppbv
Trimethylbenzene,_1,2,4-	20.96	26603	0.012	ppbv
Trimethylbenzene,_1,3,5-	20.26	16465	0.007	ppbv
Trimethylpentane,_2,2,4-	12.15	9042	0.003	ppbv
Vinyl_chloride	N/A	N/A	N/A	ppbv
Xylene,_m_&_p-	17.50	50332	0.011	ppbv
Xylene,_o-	18.19	21159	0.008	ppbv

Quan Results

Sample Name:	3041		
PAL ID:		Data File:	071105
Dilution Factor:	1.00		
Summa ID	3041		
Operator:	DSQ		

Date Rec'd	
Acquisition Date:	07/11/06 17:24:34
Injection Volume (cc):	500.00
Low Mass (m/z):	35.00
High Mass (m/z):	300.00

Instrument Method:	C:\Xcalibur\methods\TO_15.meth
Processing Method:	C:\Xcalibur\methods\TO-15,0.5-40ppb_0628pmd
Calibration File:	C:\Xcalibur\data\2006\June06\0628
GC/MS ID:	Finnigan TraceGC Ultra/Trace DSQ

Name	RT	Area	Calculated Amount ppbv
Acetone	5.80	44057	0.181
Benzene	10.89	177517	0.077
Bromochloromethane_(IS)	9.10	6498246	N/A
Bromodichloromethane	12.10	4343	0.004
Bromoethene	5.49	570	0.002
Bromofluorobenzene_(tune_std)	18.85	18322138	N/A
Bromoform	17.63	1906	0.013
Bromomethane	N/A	N/A	N/A
Butadiene,_1,3-	4.56	576	0.001
Butyl_Alcohol,_tert	N/A	N/A	N/A
Carbon_disulfide	7.08	11115	0.007
Carbon_tetrachloride	11.03	1867	0.003
Chlorobenzene	16.73	19791	0.011
Chlorobenzene,_d-5__(IS)	16.66	29968002	N/A
Chloroethane	5.11	1536	0.005
Chloroform	9.27	2625	0.003
Chloromethane	N/A	N/A	N/A
Chloropropene,_3-	N/A	N/A	N/A
Chlorotoluene,_2-	19.81	2396	0.016
Cyclohexane	11.18	195580	0.195
Dibromochloromethane	14.91	2093	0.002
Dibromoethane,_1,2-	15.28	2365	0.002
Dichlorobenzene,_1,2-	21.96	26288	0.016
Dichlorobenzene,_1,3-	N/A	N/A	N/A
Dichlorobenzene,_1,4-	21.35	51139	0.029
Dichlorodifluoromethane	3.98	3940	0.008
Dichloroethane,_1,1-	8.00	1849	0.002
Dichloroethane,_1,2-	N/A	N/A	N/A
Dichloroethylene,_1,1-	6.63	3282	0.004
Dichloroethylene,_cis-1,2-	8.97	3565	0.005
Dichloroethylene,_trans-1,2-	7.83	1408	0.002
Dichloropropane,_1,2-	11.85	6975	0.009

Dichloropropene,_cis-1,3-	N/A	N/A	N/A
Dichloropropene,_trans-1,3-	N/A	N/A	N/A
Dichlorotetrafluoroethane	4.17	1413	0.001
Difluorobenzene,_1,4-_(IS)	11.28	35566444	N/A
Ethylbenzene	17.26	28050	0.009
Ethyltoluene,_4-	20.11	20920	0.007
Heptane	12.46	7713	0.006
Hexachlorobutadiene	26.10	71706	0.082
Hexane	9.16	7901	0.008
Methyl_ethyl_ketone	N/A	N/A	N/A
Methyl_isobutyl_ketone	N/A	N/A	N/A
Methylene_chloride	6.77	97525	0.165
Methyl-t-butyl_ether	N/A	N/A	N/A
Styrene	18.09	5446	0.003
Tetrachloroethane,_1,1,2,2-	18.19	12126	0.007
Tetrachloroethylene	15.82	6071	0.007
Toluene	14.37	53792	0.021
Trichloro-1,2,2-trifluoroethane,_1,1,2-	7.04	3930	0.004
Trichlorobenzene,_1,2,4-	25.36	53261	0.068
Trichloroethane,_1,1,1-	10.36	2255	0.003
Trichloroethane,_1,1,2-	N/A	N/A	N/A
Trichloroethylene	12.10	139213	0.160
Trichlorofluoromethane	5.94	5114	0.007
Trimethylbenzene,_1,2,4-	20.96	26603	0.012
Trimethylbenzene,_1,3,5-	20.26	16465	0.007
Trimethylpentane,_2,2,4-	12.15	9042	0.003
Vinyl_chloride	N/A	N/A	N/A
Xylene,_m_&_p-	17.50	50332	0.011
Xylene,_o-	18.19	21159	0.008

60419-07

Certified Clean Can

Summa ID	3038		
Original Data Path:	071212.RAW	Injection Volume (cc):	500.00
Acquisition Date:	07/13/06 03:38:43	Low Mass (m/z):	35.00
Operator:	DSQ	High Mass (m/z):	300.00

Instrument Method:	C:\Xcalibur\methods\TO_15.meth
Processing Method:	C:\Xcalibur\methods\TO-15,0.5-40ppb_0628pmd
Calibration File:	C:\Xcalibur\data\2006\June06\0628
GC/MS ID:	Finnigan TraceGC ultra/Trace DSQ

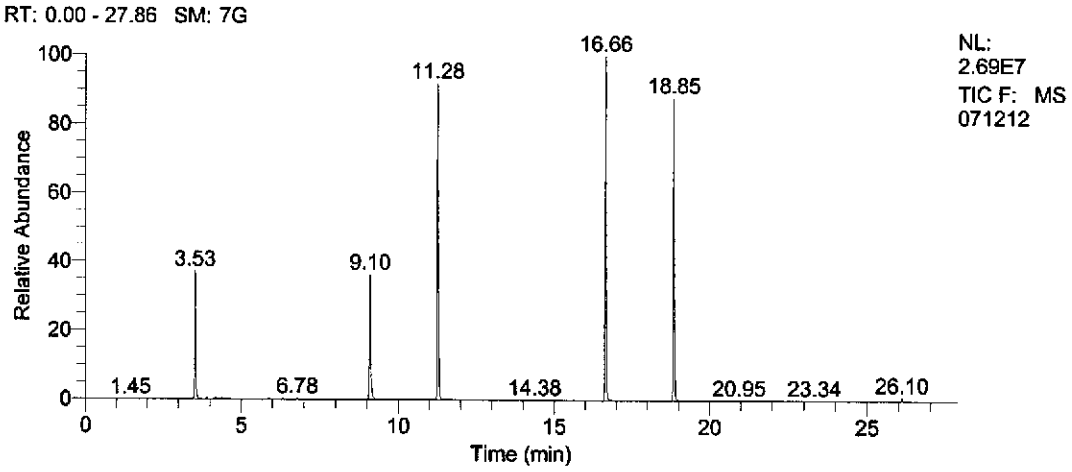

Name	RT	Area	Calculated Amount	Units
Acetone	N/A	N/A	N/A	ppbv
Benzene	10.90	61881	0.031	ppbv
Bromochloromethane_(IS)	9.10	5638471	N/A	ppbv
Bromodichloromethane	N/A	N/A	N/A	ppbv
Bromoethene	N/A	N/A	N/A	ppbv
Bromofluorobenzene_(tune_std)	18.85	16146100	N/A	ppbv
Bromoform	17.63	826	0.007	ppbv
Bromomethane	N/A	N/A	N/A	ppbv
Butadiene,_1,3-	4.52	175	0.000	ppbv
Butyl_Alcohol,_tert	N/A	N/A	N/A	ppbv
Carbon_disulfide	7.09	1789	0.001	ppbv
Carbon_tetrachloride	N/A	N/A	N/A	ppbv
Chlorobenzene	16.72	3898	0.003	ppbv
Chlorobenzene,_d-5__(IS)	16.66	24869758	N/A	ppbv
Chloroethane	5.00	144	0.001	ppbv
Chloroform	N/A	N/A	N/A	ppbv
Chloromethane	N/A	N/A	N/A	ppbv
Chloropropene,_3-	N/A	N/A	N/A	ppbv
Chlorotoluene,_2-	19.79	796	0.006	ppbv
Cyclohexane	11.18	68951	0.080	ppbv
Dibromochloromethane	N/A	N/A	N/A	ppbv

Dibromoethane,_1,2-	N/A	N/A	N/A	ppbv
Dichlorobenzene,_1,2-	21.97	15305	0.011	ppbv
Dichlorobenzene,_1,3-	21.22	9591	0.006	ppbv
Dichlorobenzene,_1,4-	21.35	15583	0.011	ppbv
Dichlorodifluoromethane	N/A	N/A	N/A	ppbv
Dichloroethane,_1,1-	N/A	N/A	N/A	ppbv
Dichloroethane,_1,2-	N/A	N/A	N/A	ppbv
Dichloroethylene,_1,1-	6.62	192	0.000	ppbv
Dichloroethylene,_cis-1,2-	N/A	N/A	N/A	ppbv
Dichloroethylene,_trans-1,2-	N/A	N/A	N/A	ppbv
Dichloropropane,_1,2-	N/A	N/A	N/A	ppbv
Dichloropropene,_cis-1,3-	N/A	N/A	N/A	ppbv
Dichloropropene,_trans-1,3-	N/A	N/A	N/A	ppbv
Dichlorotetrafluoroethane	N/A	N/A	N/A	ppbv
Difluorobenzene,_1,4-_(IS)	11.28	30395239	N/A	ppbv
Ethylbenzene	17.27	10809	0.004	ppbv
Ethyltoluene,_4-	20.13	5041	0.002	ppbv
Heptane	N/A	N/A	N/A	ppbv
Hexachlorobutadiene	26.10	62700	0.086	ppbv
Hexane	9.14	6689	0.008	ppbv
Methyl_ethyl_ketone	N/A	N/A	N/A	ppbv
Methyl_isobutyl_ketone	N/A	N/A	N/A	ppbv
Methylene_chloride	6.78	66421	0.130	ppbv
Methyl-t-butyl_ether	N/A	N/A	N/A	ppbv
Styrene	18.09	440	0.000	ppbv
Tetrachloroethane,_1,1,2,2-	18.21	3612	0.002	ppbv
Tetrachloroethylene	15.82	1062	0.001	ppbv
Toluene	14.38	6733	0.003	ppbv
Trichloro-1,2,2-trifluoroethane,_1,1,2-	N/A	N/A	N/A	ppbv
Trichlorobenzene,_1,2,4-	25.36	34715	0.054	ppbv
Trichloroethane,_1,1,1-	N/A	N/A	N/A	ppbv
Trichloroethane,_1,1,2-	N/A	N/A	N/A	ppbv
Trichloroethylene	12.11	11534	0.016	ppbv
Trichlorofluoromethane	5.93	337	0.001	ppbv
Trimethylbenzene,_1,2,4-	20.96	14654	0.008	ppbv
Trimethylbenzene,_1,3,5-	20.25	6920	0.003	ppbv
Trimethylpentane,_2,2,4-	12.13	1376	0.001	ppbv
Vinyl_chloride	N/A	N/A	N/A	ppbv
Xylene,_m_&_p-	17.51	16171	0.004	ppbv
Xylene,_o-	18.19	5874	0.003	ppbv

Quan Results

Sample Name:	3038		
PAL ID:		Data File:	071212
Dilution Factor:	1.00		
Summa ID	3038		
Operator:	DSQ		
Date Received			
Acquisition Date:	07/13/06 03:38:43		
Injection Volume (cc):	500.00		
Low Mass (m/z):	35.00		
High Mass (m/z):	300.00		
Instrument Method:	C:\Xcalibur\methods\TO_15.meth		
Processing Method:	C:\Xcalibur\methods\TO-15,0.5-40ppb_0628pmd		
Calibration File:	C:\Xcalibur\data\2006\June06\0628		
GC/MS ID:	Finnigan TraceGC Ultra/Trace DSQ		

Name	RT	Area	Calculated Amount ppbv
Acetone	N/A	N/A	N/A
Benzene	10.90	61881	0.031
Bromochloromethane_(IS)	9.10	5638471	N/A
Bromodichloromethane	N/A	N/A	N/A
Bromoethene	N/A	N/A	N/A
Bromofluorobenzene_(tune_std)	18.85	16146100	N/A
Bromoform	17.63	826	0.007
Bromomethane	N/A	N/A	N/A
Butadiene,_1,3-	4.52	175	0.000
Butyl_Alcohol,_tert	N/A	N/A	N/A
Carbon_disulfide	7.09	1789	0.001
Carbon_tetrachloride	N/A	N/A	N/A
Chlorobenzene	16.72	3898	0.003
Chlorobenzene,_d-5__(IS)	16.66	24869758	N/A
Chloroethane	5.00	144	0.001
Chloroform	N/A	N/A	N/A
Chloromethane	N/A	N/A	N/A
Chloropropene,_3-	N/A	N/A	N/A
Chlorotoluene,_2-	19.79	796	0.006
Cyclohexane	11.18	68951	0.080
Dibromochloromethane	N/A	N/A	N/A
Dibromoethane,_1,2-	N/A	N/A	N/A
Dichlorobenzene,_1,2-	21.97	15305	0.011
Dichlorobenzene,_1,3-	21.22	9591	0.006
Dichlorobenzene,_1,4-	21.35	15583	0.011
Dichlorodifluoromethane	N/A	N/A	N/A
Dichloroethane,_1,1-	N/A	N/A	N/A
Dichloroethane,_1,2-	N/A	N/A	N/A
Dichloroethylene,_1,1-	6.62	192	0.000
Dichloroethylene,_cis-1,2-	N/A	N/A	N/A
Dichloroethylene,_trans-1,2-	N/A	N/A	N/A
Dichloropropane,_1,2-	N/A	N/A	N/A

Dichloropropene,_cis-1,3-	N/A	N/A	N/A
Dichloropropene,_trans-1,3-	N/A	N/A	N/A
Dichlorotetrafluoroethane	N/A	N/A	N/A
Difluorobenzene,_1,4-_(IS)	11.28	30395239	N/A
Ethylbenzene	17.27	10809	0.004
Ethyltoluene,_4-	20.13	5041	0.002
Heptane	N/A	N/A	N/A
Hexachlorobutadiene	26.10	62700	0.086
Hexane	9.14	6689	0.008
Methyl_ethyl_ketone	N/A	N/A	N/A
Methyl_isobutyl_ketone	N/A	N/A	N/A
Methylene_chloride	6.78	66421	0.130
Methyl-t-butyl_ether	N/A	N/A	N/A
Styrene	18.09	440	0.000
Tetrachloroethane,_1,1,2,2-	18.21	3612	0.002
Tetrachloroethylene	15.82	1062	0.001
Toluene	14.38	6733	0.003
Trichloro-1,2,2-trifluoroethane,_1,1,2-	N/A	N/A	N/A
Trichlorobenzene,_1,2,4-	25.36	34715	0.054
Trichloroethane,_1,1,1-	N/A	N/A	N/A
Trichloroethane,_1,1,2-	N/A	N/A	N/A
Trichloroethylene	12.11	11534	0.016
Trichlorofluoromethane	5.93	337	0.001
Trimethylbenzene,_1,2,4-	20.96	14654	0.008
Trimethylbenzene,_1,3,5-	20.25	6920	0.003
Trimethylpentane,_2,2,4-	12.13	1376	0.001
Vinyl_chloride	N/A	N/A	N/A
Xylene,_m_&_p-	17.51	16171	0.004
Xylene,_o-	18.19	5874	0.003

6041 9-08

Certified Clean Can

B2

Summa ID	3004		
Original Data Path:	071206.RAW	Injection Volume (cc):	500.00
Acquisition Date:	07/12/06 22:39:14	Low Mass (m/z):	35.00
Operator:	DSQ	High Mass (m/z):	300.00
Instrument Method:	C:\Xcalibur\methods\TO_15.meth		
Processing Method:	C:\Xcalibur\methods\TO-15,0.5-40ppb_0628pmd		
Calibration File:	C:\Xcalibur\data\2006\June06\0628		
GC/MS ID:	Finnigan TraceGC ultra/Trace DSQ		

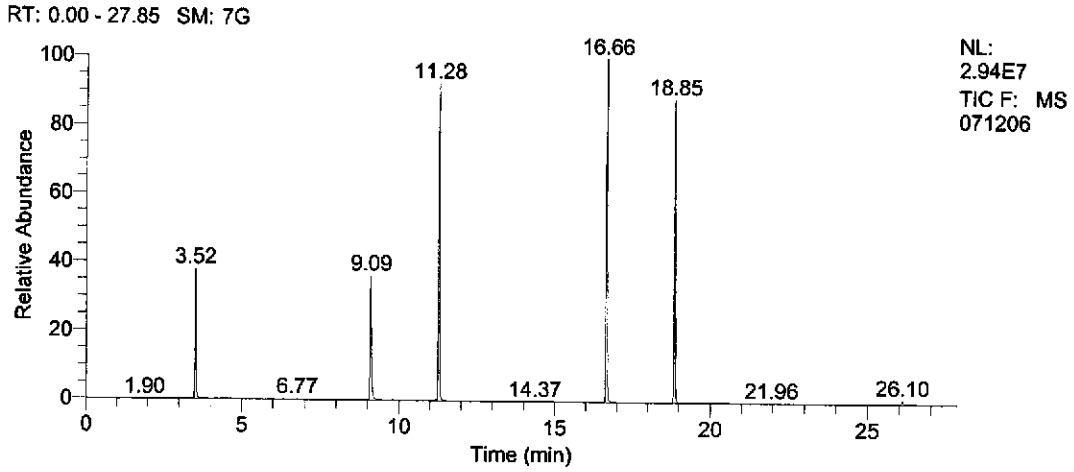

Name	RT	Area	Calculated Amount	Units
Acetone	N/A	N/A	N/A	ppbv
Benzene	10.88	84390	0.038	ppbv
Bromochloromethane_(IS)	9.09	6305950	N/A	ppbv
Bromodichloromethane	N/A	N/A	N/A	ppbv
Bromoethene	N/A	N/A	N/A	ppbv
Bromofluorobenzene_(tune_std)	18.85	17483167	N/A	ppbv
Bromoform	17.63	1022	0.007	ppbv
Bromomethane	4.88	2153	0.005	ppbv
Butadiene,_1,3-	4.54	846	0.002	ppbv
Butyl_Alcohol,_tert	N/A	N/A	N/A	ppbv
Carbon_disulfide	7.07	2750	0.002	ppbv
Carbon_tetrachloride	N/A	N/A	N/A	ppbv
Chlorobenzene	16.73	5007	0.003	ppbv
Chlorobenzene,_d-5__(IS)	16.66	28039269	N/A	ppbv
Chloroethane	N/A	N/A	N/A	ppbv
Chloroform	9.26	237	0.000	ppbv
Chloromethane	N/A	N/A	N/A	ppbv
Chloropropene,_3-	N/A	N/A	N/A	ppbv
Chlorotoluene,_2-	19.83	1400	0.010	ppbv
Cyclohexane	11.18	58697	0.061	ppbv
Dibromochloromethane	N/A	N/A	N/A	ppbv

Dibromoethane,_1,2-	N/A	N/A	N/A	ppbv
Dichlorobenzene,_1,2-	21.97	18853	0.012	ppbv
Dichlorobenzene,_1,3-	21.23	14769	0.009	ppbv
Dichlorobenzene,_1,4-	21.35	20797	0.013	ppbv
Dichlorodifluoromethane	N/A	N/A	N/A	ppbv
Dichloroethane,_1,1-	N/A	N/A	N/A	ppbv
Dichloroethane,_1,2-	N/A	N/A	N/A	ppbv
Dichloroethylene,_1,1-	6.60	277	0.000	ppbv
Dichloroethylene,_cis-1,2-	8.96	234	0.000	ppbv
Dichloroethylene,_trans-1,2-	N/A	N/A	N/A	ppbv
Dichloropropane,_1,2-	N/A	N/A	N/A	ppbv
Dichloropropene,_cis-1,3-	N/A	N/A	N/A	ppbv
Dichloropropene,_trans-1,3-	N/A	N/A	N/A	ppbv
Dichlorotetrafluoroethane	4.31	783	0.001	ppbv
Difluorobenzene,_1,4-_(IS)	11.28	33847519	N/A	ppbv
Ethylbenzene	17.26	12971	0.005	ppbv
Ethyltoluene,_4-	N/A	N/A	N/A	ppbv
Heptane	12.45	1880	0.002	ppbv
Hexachlorobutadiene	26.10	80992	0.099	ppbv
Hexane	9.14	8326	0.009	ppbv
Methyl_ethyl_ketone	N/A	N/A	N/A	ppbv
Methyl_isobutyl_ketone	N/A	N/A	N/A	ppbv
Methylene_chloride	6.77	76641	0.134	ppbv
Methyl-t-butyl_ether	N/A	N/A	N/A	ppbv
Styrene	18.08	2192	0.001	ppbv
Tetrachloroethane,_1,1,2,2-	18.19	4663	0.003	ppbv
Tetrachloroethylene	15.82	3348	0.004	ppbv
Toluene	14.39	19864	0.008	ppbv
Trichloro-1,2,2-trifluoroethane,_1,1,2-	N/A	N/A	N/A	ppbv
Trichlorobenzene,_1,2,4-	25.36	51487	0.070	ppbv
Trichloroethane,_1,1,1-	N/A	N/A	N/A	ppbv
Trichloroethane,_1,1,2-	N/A	N/A	N/A	ppbv
Trichloroethylene	12.13	14670	0.018	ppbv
Trichlorofluoromethane	N/A	N/A	N/A	ppbv
Trimethylbenzene,_1,2,4-	20.95	16921	0.008	ppbv
Trimethylbenzene,_1,3,5-	20.25	17675	0.008	ppbv
Trimethylpentane,_2,2,4-	12.13	4750	0.002	ppbv
Vinyl_chloride	N/A	N/A	N/A	ppbv
Xylene,_m_&_p-	17.54	23351	0.005	ppbv
Xylene,_o-	18.20	6367	0.003	ppbv

Quan Results

Sample Name:	3004		
PAL ID:		Data File:	071206
Dilution Factor:	1.00		
Summa ID	3004		
Operator:	DSQ		
Date Received			
Acquisition Date:	07/12/06 22:39:14		
Injection Volume (cc):	500.00		
Low Mass (m/z):	35.00		
High Mass (m/z):	300.00		
Instrument Method:	C:\Xcalibur\methods\TO_15.meth		
Processing Method:	C:\Xcalibur\methods\TO-15,0.5-40ppb_0628pmd		
Calibration File:	C:\Xcalibur\data\2006\June06\0628		
GC/MS ID:	Finnigan TraceGC Ultra/Trace DSQ		

Name	RT	Area	Calculated Amount ppbv
Acetone	N/A	N/A	N/A
Benzene	10.88	84390	0.038
Bromochloromethane_(IS)	9.09	6305950	N/A
Bromodichloromethane	N/A	N/A	N/A
Bromoethene	N/A	N/A	N/A
Bromofluorobenzene_(tune_std)	18.85	17483167	N/A
Bromoform	17.63	1022	0.007
Bromomethane	4.88	2153	0.005
Butadiene,_1,3-	4.54	846	0.002
Butyl_Alcohol,_tert	N/A	N/A	N/A
Carbon_disulfide	7.07	2750	0.002
Carbon_tetrachloride	N/A	N/A	N/A
Chlorobenzene	16.73	5007	0.003
Chlorobenzene,_d-5__(IS)	16.66	28039269	N/A
Chloroethane	N/A	N/A	N/A
Chloroform	9.26	237	0.000
Chloromethane	N/A	N/A	N/A
Chloropropene,_3-	N/A	N/A	N/A
Chlorotoluene,_2-	19.83	1400	0.010
Cyclohexane	11.18	58697	0.061
Dibromochloromethane	N/A	N/A	N/A
Dibromoethane,_1,2-	N/A	N/A	N/A
Dichlorobenzene,_1,2-	21.97	18853	0.012
Dichlorobenzene,_1,3-	21.23	14769	0.009
Dichlorobenzene,_1,4-	21.35	20797	0.013
Dichlorodifluoromethane	N/A	N/A	N/A
Dichloroethane,_1,1-	N/A	N/A	N/A
Dichloroethane,_1,2-	N/A	N/A	N/A
Dichloroethylene,_1,1-	6.60	277	0.000
Dichloroethylene,_cis-1,2-	8.96	234	0.000
Dichloroethylene,_trans-1,2-	N/A	N/A	N/A
Dichloropropane,_1,2-	N/A	N/A	N/A

Dichloropropene,_cis-1,3-	N/A	N/A	N/A
Dichloropropene,_trans-1,3-	N/A	N/A	N/A
Dichlorotetrafluoroethane	4.31	783	0.001
Difluorobenzene,_1,4-_(IS)	11.28	33847519	N/A
Ethylbenzene	17.26	12971	0.005
Ethyltoluene,_4-	N/A	N/A	N/A
Heptane	12.45	1880	0.002
Hexachlorobutadiene	26.10	80992	0.099
Hexane	9.14	8326	0.009
Methyl_ethyl_ketone	N/A	N/A	N/A
Methyl_isobutyl_ketone	N/A	N/A	N/A
Methylene_chloride	6.77	76641	0.134
Methyl-t-butyl_ether	N/A	N/A	N/A
Styrene	18.08	2192	0.001
Tetrachloroethane,_1,1,2,2-	18.19	4663	0.003
Tetrachloroethylene	15.82	3348	0.004
Toluene	14.39	19864	0.008
Trichloro-1,2,2-trifluoroethane,_1,1,2-	N/A	N/A	N/A
Trichlorobenzene,_1,2,4-	25.36	51487	0.070
Trichloroethane,_1,1,1-	N/A	N/A	N/A
Trichloroethane,_1,1,2-	N/A	N/A	N/A
Trichloroethylene	12.13	14670	0.018
Trichlorofluoromethane	N/A	N/A	N/A
Trimethylbenzene,_1,2,4-	20.95	16921	0.008
Trimethylbenzene,_1,3,5-	20.25	17675	0.008
Trimethylpentane,_2,2,4-	12.13	4750	0.002
Vinyl_chloride	N/A	N/A	N/A
Xylene,_m_&_p-	17.54	23351	0.005
Xylene,_o-	18.20	6367	0.003

60419-09

Certified Clean Can

Summa ID	2071		
Original Data Path:	071209.RAW	Injection Volume (cc):	500.00
Acquisition Date:	07/13/06 01:08:16	Low Mass (m/z):	35.00
Operator:	DSQ	High Mass (m/z):	300.00

Instrument Method:	C:\Xcalibur\methods\TO_15.meth
Processing Method:	C:\Xcalibur\methods\TO-15,0.5-40ppb_0628pmd
Calibration File:	C:\Xcalibur\data\2006\June06\0628
GC/MS ID:	Finnigan TraceGC ultra/Trace DSQ

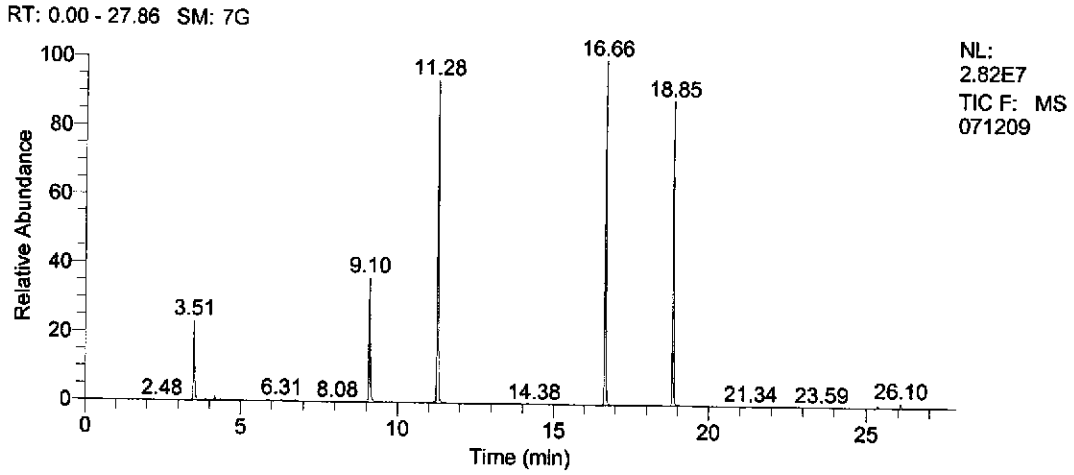

Name	RT	Area	Calculated Amount	Units
Acetone	N/A	N/A	N/A	ppbv
Benzene	10.89	80813	0.038	ppbv
Bromochloromethane_(IS)	9.10	5924846	N/A	ppbv
Bromodichloromethane	N/A	N/A	N/A	ppbv
Bromoethene	N/A	N/A	N/A	ppbv
Bromofluorobenzene_(tune_std)	18.85	16828018	N/A	ppbv
Bromoform	17.63	1516	0.012	ppbv
Bromomethane	4.89	2390	0.006	ppbv
Butadiene,_1,3-	4.51	675	0.002	ppbv
Butyl_Alcohol,_tert	N/A	N/A	N/A	ppbv
Carbon_disulfide	7.08	2486	0.002	ppbv
Carbon_tetrachloride	N/A	N/A	N/A	ppbv
Chlorobenzene	16.75	10247	0.006	ppbv
Chlorobenzene,_d-5__(IS)	16.66	26101982	N/A	ppbv
Chloroethane	N/A	N/A	N/A	ppbv
Chloroform	N/A	N/A	N/A	ppbv
Chloromethane	N/A	N/A	N/A	ppbv
Chloropropene,_3-	N/A	N/A	N/A	ppbv
Chlorotoluene,_2-	19.82	2422	0.019	ppbv
Cyclohexane	11.18	102758	0.112	ppbv
Dibromochloromethane	N/A	N/A	N/A	ppbv

Dibromoethane,_1,2-	N/A	N/A	N/A	ppbv
Dichlorobenzene,_1,2-	21.98	26988	0.019	ppbv
Dichlorobenzene,_1,3-	N/A	N/A	N/A	ppbv
Dichlorobenzene,_1,4-	21.34	46897	0.031	ppbv
Dichlorodifluoromethane	N/A	N/A	N/A	ppbv
Dichloroethane,_1,1-	N/A	N/A	N/A	ppbv
Dichloroethane,_1,2-	N/A	N/A	N/A	ppbv
Dichloroethylene,_1,1-	N/A	N/A	N/A	ppbv
Dichloroethylene,_cis-1,2-	N/A	N/A	N/A	ppbv
Dichloroethylene,_trans-1,2-	N/A	N/A	N/A	ppbv
Dichloropropane,_1,2-	N/A	N/A	N/A	ppbv
Dichloropropene,_cis-1,3-	N/A	N/A	N/A	ppbv
Dichloropropene,_trans-1,3-	N/A	N/A	N/A	ppbv
Dichlorotetrafluoroethane	4.29	775	0.001	ppbv
Difluorobenzene,_1,4-_(IS)	11.28	32414092	N/A	ppbv
Ethylbenzene	17.27	17108	0.006	ppbv
Ethyltoluene,_4-	N/A	N/A	N/A	ppbv
Heptane	N/A	N/A	N/A	ppbv
Hexachlorobutadiene	26.09	79523	0.104	ppbv
Hexane	9.15	6982	0.008	ppbv
Methyl_ethyl_ketone	N/A	N/A	N/A	ppbv
Methyl_isobutyl_ketone	N/A	N/A	N/A	ppbv
Methylene_chloride	6.77	65188	0.121	ppbv
Methyl-t-butyl_ether	N/A	N/A	N/A	ppbv
Styrene	18.08	1843	0.001	ppbv
Tetrachloroethane,_1,1,2,2-	18.21	6316	0.004	ppbv
Tetrachloroethylene	15.82	1586	0.002	ppbv
Toluene	14.38	21032	0.009	ppbv
Trichloro-1,2,2-trifluoroethane,_1,1,2-	N/A	N/A	N/A	ppbv
Trichlorobenzene,_1,2,4-	25.36	71084	0.105	ppbv
Trichloroethane,_1,1,1-	N/A	N/A	N/A	ppbv
Trichloroethane,_1,1,2-	N/A	N/A	N/A	ppbv
Trichloroethylene	12.11	15082	0.019	ppbv
Trichlorofluoromethane	N/A	N/A	N/A	ppbv
Trimethylbenzene,_1,2,4-	20.96	27543	0.015	ppbv
Trimethylbenzene,_1,3,5-	20.25	23218	0.011	ppbv
Trimethylpentane,_2,2,4-	N/A	N/A	N/A	ppbv
Vinyl_chloride	N/A	N/A	N/A	ppbv
Xylene,_m_&_p-	17.51	27129	0.007	ppbv
Xylene,_o-	18.19	9333	0.004	ppbv

Quan Results

Sample Name:	2071		
PAL ID:		Data File:	071209
Dilution Factor:	1.00		
Summa ID	2071		
Operator:	DSQ		

Date Received	
Acquisition Date:	07/13/06 01:08:16
Injection Volume (cc):	500.00
Low Mass (m/z):	35.00
High Mass (m/z):	300.00

Instrument Method:	C:\Xcalibur\methods\TO_15.meth
Processing Method:	C:\Xcalibur\methods\TO-15,0.5-40ppb_0628pmd
Calibration File:	C:\Xcalibur\data\2006\June06\0628
GC/MS ID:	Finnigan TraceGC Ultra/Trace DSQ

Name	RT	Area	Calculated Amount ppbv
Acetone	N/A	N/A	N/A
Benzene	10.89	80813	0.038
Bromochloromethane_(IS)	9.10	5924846	N/A
Bromodichloromethane	N/A	N/A	N/A
Bromoethene	N/A	N/A	N/A
Bromofluorobenzene_(tune_std)	18.85	16828018	N/A
Bromoform	17.63	1516	0.012
Bromomethane	4.89	2390	0.006
Butadiene,_1,3-	4.51	675	0.002
Butyl_Alcohol,_tert	N/A	N/A	N/A
Carbon_disulfide	7.08	2486	0.002
Carbon_tetrachloride	N/A	N/A	N/A
Chlorobenzene	16.75	10247	0.006
Chlorobenzene,_d-5__(IS)	16.66	26101982	N/A
Chloroethane	N/A	N/A	N/A
Chloroform	N/A	N/A	N/A
Chloromethane	N/A	N/A	N/A
Chloropropene,_3-	N/A	N/A	N/A
Chlorotoluene,_2-	19.82	2422	0.019
Cyclohexane	11.18	102758	0.112
Dibromochloromethane	N/A	N/A	N/A
Dibromoethane,_1,2-	N/A	N/A	N/A
Dichlorobenzene,_1,2-	21.98	26988	0.019
Dichlorobenzene,_1,3-	N/A	N/A	N/A
Dichlorobenzene,_1,4-	21.34	46897	0.031
Dichlorodifluoromethane	N/A	N/A	N/A
Dichloroethane,_1,1-	N/A	N/A	N/A
Dichloroethane,_1,2-	N/A	N/A	N/A
Dichloroethylene,_1,1-	N/A	N/A	N/A
Dichloroethylene,_cis-1,2-	N/A	N/A	N/A
Dichloroethylene,_trans-1,2-	N/A	N/A	N/A
Dichloropropane,_1,2-	N/A	N/A	N/A

Dichloropropene,_cis-1,3-	N/A	N/A	N/A
Dichloropropene,_trans-1,3-	N/A	N/A	N/A
Dichlorotetrafluoroethane	4.29	775	0.001
Difluorobenzene,_1,4-_(IS)	11.28	32414092	N/A
Ethylbenzene	17.27	17108	0.006
Ethyltoluene,_4-	N/A	N/A	N/A
Heptane	N/A	N/A	N/A
Hexachlorobutadiene	26.09	79523	0.104
Hexane	9.15	6982	0.008
Methyl_ethyl_ketone	N/A	N/A	N/A
Methyl_isobutyl_ketone	N/A	N/A	N/A
Methylene_chloride	6.77	65188	0.121
Methyl-t-butyl_ether	N/A	N/A	N/A
Styrene	18.08	1843	0.001
Tetrachloroethane,_1,1,2,2-	18.21	6316	0.004
Tetrachloroethylene	15.82	1586	0.002
Toluene	14.38	21032	0.009
Trichloro-1,2,2-trifluoroethane,_1,1,2-	N/A	N/A	N/A
Trichlorobenzene,_1,2,4-	25.36	71084	0.105
Trichloroethane,_1,1,1-	N/A	N/A	N/A
Trichloroethane,_1,1,2-	N/A	N/A	N/A
Trichloroethylene	12.11	15082	0.019
Trichlorofluoromethane	N/A	N/A	N/A
Trimethylbenzene,_1,2,4-	20.96	27543	0.015
Trimethylbenzene,_1,3,5-	20.25	23218	0.011
Trimethylpentane,_2,2,4-	N/A	N/A	N/A
Vinyl_chloride	N/A	N/A	N/A
Xylene,_m_&_p-	17.51	27129	0.007
Xylene,_o-	18.19	9333	0.004

60419-10

Certified Clean Can

Summa ID 2155

Original Data Path:	071201.RAW	Injection Volume (cc):	500.00
Acquisition Date:	07/12/06 18:38:05	Low Mass (m/z):	35.00
Operator:	DSQ	High Mass (m/z):	300.00

Instrument Method:	C:\Xcalibur\methods\TO_15.meth
Processing Method:	C:\Xcalibur\methods\TO-15,0.5-40ppb_0628pmd
Calibration File:	C:\Xcalibur\data\2006\June06\0628
GC/MS ID:	Finnigan TraceGC ultra/Trace DSQ

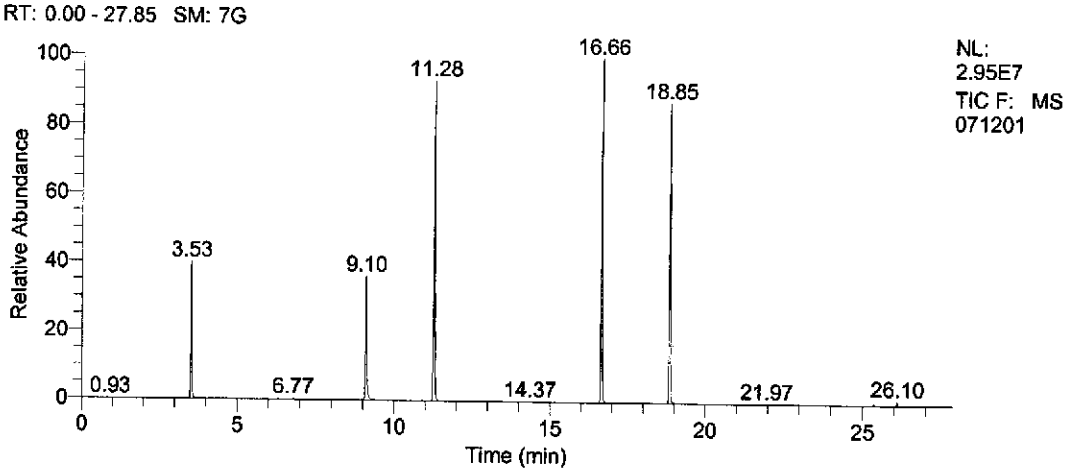

Name	RT	Area	Calculated Amount	Units
Acetone	N/A	N/A	N/A	ppbv
Benzene	10.88	128003	0.056	ppbv
Bromochloromethane_(IS)	9.09	6367352	N/A	ppbv
Bromodichloromethane	N/A	N/A	N/A	ppbv
Bromoethene	N/A	N/A	N/A	ppbv
Bromofluorobenzene_(tune_std)	18.85	17639592	N/A	ppbv
Bromoform	17.62	1334	0.010	ppbv
Bromomethane	N/A	N/A	N/A	ppbv
Butadiene,_1,3-	4.54	3136	0.007	ppbv
Butyl_Alcohol,_tert	N/A	N/A	N/A	ppbv
Carbon_disulfide	7.08	5127	0.003	ppbv
Carbon_tetrachloride	N/A	N/A	N/A	ppbv
Chlorobenzene	16.66	3132	0.002	ppbv
Chlorobenzene,_d-5__(IS)	16.66	27737734	N/A	ppbv
Chloroethane	N/A	N/A	N/A	ppbv
Chloroform	N/A	N/A	N/A	ppbv
Chloromethane	N/A	N/A	N/A	ppbv
Chloropropene,_3-	N/A	N/A	N/A	ppbv
Chlorotoluene,_2-	19.81	1655	0.012	ppbv
Cyclohexane	11.18	41355	0.042	ppbv
Dibromochloromethane	14.89	156	0.000	ppbv

Dibromoethane,_1,2-	N/A	N/A	N/A	ppbv
Dichlorobenzene,_1,2-	21.95	29745	0.019	ppbv
Dichlorobenzene,_1,3-	N/A	N/A	N/A	ppbv
Dichlorobenzene,_1,4-	21.34	49328	0.030	ppbv
Dichlorodifluoromethane	N/A	N/A	N/A	ppbv
Dichloroethane,_1,1-	N/A	N/A	N/A	ppbv
Dichloroethane,_1,2-	N/A	N/A	N/A	ppbv
Dichloroethylene,_1,1-	N/A	N/A	N/A	ppbv
Dichloroethylene,_cis-1,2-	8.93	183	0.000	ppbv
Dichloroethylene,_trans-1,2-	N/A	N/A	N/A	ppbv
Dichloropropane,_1,2-	N/A	N/A	N/A	ppbv
Dichloropropene,_cis-1,3-	N/A	N/A	N/A	ppbv
Dichloropropene,_trans-1,3-	N/A	N/A	N/A	ppbv
Dichlorotetrafluoroethane	4.31	7495	0.007	ppbv
Difluorobenzene,_1,4-_(IS)	11.28	34908641	N/A	ppbv
Ethylbenzene	17.26	18559	0.007	ppbv
Ethyltoluene,_4-	20.13	11839	0.004	ppbv
Heptane	12.44	4625	0.004	ppbv
Hexachlorobutadiene	26.10	80499	0.100	ppbv
Hexane	9.14	7964	0.008	ppbv
Methyl_ethyl_ketone	N/A	N/A	N/A	ppbv
Methyl_isobutyl_ketone	N/A	N/A	N/A	ppbv
Methylene_chloride	6.77	67197	0.116	ppbv
Methyl-t-butyl_ether	N/A	N/A	N/A	ppbv
Styrene	18.09	3714	0.002	ppbv
Tetrachloroethane,_1,1,2,2-	18.20	7918	0.005	ppbv
Tetrachloroethylene	15.79	2056	0.002	ppbv
Toluene	14.38	20080	0.008	ppbv
Trichloro-1,2,2-trifluoroethane,_1,1,2-	7.03	830	0.001	ppbv
Trichlorobenzene,_1,2,4-	25.36	57194	0.079	ppbv
Trichloroethane,_1,1,1-	N/A	N/A	N/A	ppbv
Trichloroethane,_1,1,2-	N/A	N/A	N/A	ppbv
Trichloroethylene	12.12	16073	0.019	ppbv
Trichlorofluoromethane	N/A	N/A	N/A	ppbv
Trimethylbenzene,_1,2,4-	20.96	22035	0.011	ppbv
Trimethylbenzene,_1,3,5-	20.26	10239	0.004	ppbv
Trimethylpentane,_2,2,4-	12.12	1669	0.001	ppbv
Vinyl_chloride	4.41	510	0.001	ppbv
Xylene,_m_&_p-	17.51	28343	0.006	ppbv
Xylene,_o-	18.20	11851	0.005	ppbv

Quan Results

Sample Name:	2155		
PAL ID:		Data File:	071201
Dilution Factor:	1.00		
Summa ID	2155		
Operator:	DSQ		

Date Received	
Acquisition Date:	07/12/06 18:38:05
Injection Volume (cc):	500.00
Low Mass (m/z):	35.00
High Mass (m/z):	300.00

Instrument Method:	C:\Xcalibur\methods\TO_15.meth
Processing Method:	C:\Xcalibur\methods\TO-15,0.5-40ppb_0628pmd
Calibration File:	C:\Xcalibur\data\2006\June06\0628
GC/MS ID:	Finnigan TraceGC Ultra/Trace DSQ

Name	RT	Area	Calculated Amount ppbv
Acetone	N/A	N/A	N/A
Benzene	10.88	128003	0.056
Bromochloromethane_(IS)	9.09	6367352	N/A
Bromodichloromethane	N/A	N/A	N/A
Bromoethene	N/A	N/A	N/A
Bromofluorobenzene_(tune_std)	18.85	17639592	N/A
Bromoform	17.62	1334	0.010
Bromomethane	N/A	N/A	N/A
Butadiene,_1,3-	4.54	3136	0.007
Butyl_Alcohol,_tert	N/A	N/A	N/A
Carbon_disulfide	7.08	5127	0.003
Carbon_tetrachloride	N/A	N/A	N/A
Chlorobenzene	16.66	3132	0.002
Chlorobenzene,_d-5__(IS)	16.66	27737734	N/A
Chloroethane	N/A	N/A	N/A
Chloroform	N/A	N/A	N/A
Chloromethane	N/A	N/A	N/A
Chloropropene,_3-	N/A	N/A	N/A
Chlorotoluene,_2-	19.81	1655	0.012
Cyclohexane	11.18	41355	0.042
Dibromochloromethane	14.89	156	0.000
Dibromoethane,_1,2-	N/A	N/A	N/A
Dichlorobenzene,_1,2-	21.95	29745	0.019
Dichlorobenzene,_1,3-	N/A	N/A	N/A
Dichlorobenzene,_1,4-	21.34	49328	0.030
Dichlorodifluoromethane	N/A	N/A	N/A
Dichloroethane,_1,1-	N/A	N/A	N/A
Dichloroethane,_1,2-	N/A	N/A	N/A
Dichloroethylene,_1,1-	N/A	N/A	N/A
Dichloroethylene,_cis-1,2-	8.93	183	0.000
Dichloroethylene,_trans-1,2-	N/A	N/A	N/A
Dichloropropane,_1,2-	N/A	N/A	N/A

Dichloropropene,_cis-1,3-	N/A	N/A	N/A
Dichloropropene,_trans-1,3-	N/A	N/A	N/A
Dichlorotetrafluoroethane	4.31	7495	0.007
Difluorobenzene,_1,4-_(IS)	11.28	34908641	N/A
Ethylbenzene	17.26	18559	0.007
Ethyltoluene,_4-	20.13	11839	0.004
Heptane	12.44	4625	0.004
Hexachlorobutadiene	26.10	80499	0.100
Hexane	9.14	7964	0.008
Methyl_ethyl_ketone	N/A	N/A	N/A
Methyl_isobutyl_ketone	N/A	N/A	N/A
Methylene_chloride	6.77	67197	0.116
Methyl-t-butyl_ether	N/A	N/A	N/A
Styrene	18.09	3714	0.002
Tetrachloroethane,_1,1,2,2-	18.20	7918	0.005
Tetrachloroethylene	15.79	2056	0.002
Toluene	14.38	20080	0.008
Trichloro-1,2,2-trifluoroethane,_1,1,2-	7.03	830	0.001
Trichlorobenzene,_1,2,4-	25.36	57194	0.079
Trichloroethane,_1,1,1-	N/A	N/A	N/A
Trichloroethane,_1,1,2-	N/A	N/A	N/A
Trichloroethylene	12.12	16073	0.019
Trichlorofluoromethane	N/A	N/A	N/A
Trimethylbenzene,_1,2,4-	20.96	22035	0.011
Trimethylbenzene,_1,3,5-	20.26	10239	0.004
Trimethylpentane,_2,2,4-	12.12	1669	0.001
Vinyl_chloride	4.41	510	0.001
Xylene,_m_&_p-	17.51	28343	0.006
Xylene,_o-	18.20	11851	0.005

60419-11

Certified Clean Can

Summa ID 3037

Original Data Path:	071205.RAW	Injection Volume (cc):	500.00
Acquisition Date:	07/12/06 21:51:46	Low Mass (m/z):	35.00
Operator:	DSQ	High Mass (m/z):	300.00

Instrument Method:	C:\Xcalibur\methods\TO_15.meth
Processing Method:	C:\Xcalibur\methods\TO-15,0.5-40ppb_0628pmd
Calibration File:	C:\Xcalibur\data\2006\June06\0628
GC/MS ID:	Finnigan TraceGC ultra/Trace DSQ

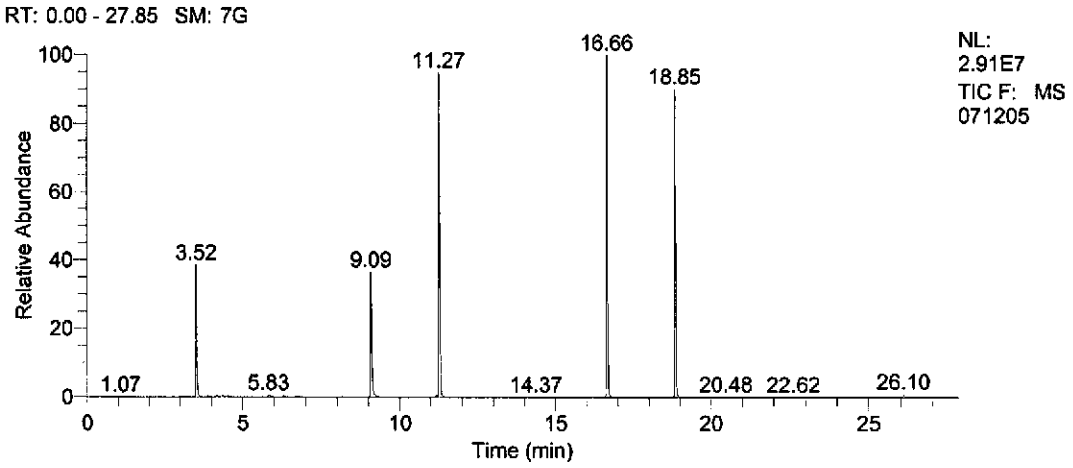

Name	RT	Area	Calculated Amount	Units
Acetone	N/A	N/A	N/A	ppbv
Benzene	10.88	87002	0.039	ppbv
Bromochloromethane_(IS)	9.10	6312879	N/A	ppbv
Bromodichloromethane	N/A	N/A	N/A	ppbv
Bromoethene	N/A	N/A	N/A	ppbv
Bromofluorobenzene_(tune_std)	18.85	17645708	N/A	ppbv
Bromoform	17.63	682	0.005	ppbv
Bromomethane	4.90	1522	0.004	ppbv
Butadiene,_1,3-	N/A	N/A	N/A	ppbv
Butyl_Alcohol,_tert	N/A	N/A	N/A	ppbv
Carbon_disulfide	7.07	4997	0.003	ppbv
Carbon_tetrachloride	N/A	N/A	N/A	ppbv
Chlorobenzene	16.73	4036	0.002	ppbv
Chlorobenzene,_d-5__(IS)	16.66	27605730	N/A	ppbv
Chloroethane	N/A	N/A	N/A	ppbv
Chloroform	N/A	N/A	N/A	ppbv
Chloromethane	N/A	N/A	N/A	ppbv
Chloropropene,_3-	N/A	N/A	N/A	ppbv
Chlorotoluene,_2-	N/A	N/A	N/A	ppbv
Cyclohexane	11.18	91525	0.094	ppbv
Dibromochloromethane	14.92	143	0.000	ppbv

Dibromoethane,_1,2-	N/A	N/A	N/A	ppbv
Dichlorobenzene,_1,2-	21.95	14653	0.010	ppbv
Dichlorobenzene,_1,3-	N/A	N/A	N/A	ppbv
Dichlorobenzene,_1,4-	21.35	28716	0.018	ppbv
Dichlorodifluoromethane	N/A	N/A	N/A	ppbv
Dichloroethane,_1,1-	N/A	N/A	N/A	ppbv
Dichloroethane,_1,2-	N/A	N/A	N/A	ppbv
Dichloroethylene,_1,1-	6.61	391	0.001	ppbv
Dichloroethylene,_cis-1,2-	N/A	N/A	N/A	ppbv
Dichloroethylene,_trans-1,2-	N/A	N/A	N/A	ppbv
Dichloropropane,_1,2-	N/A	N/A	N/A	ppbv
Dichloropropene,_cis-1,3-	N/A	N/A	N/A	ppbv
Dichloropropene,_trans-1,3-	N/A	N/A	N/A	ppbv
Dichlorotetrafluoroethane	4.30	1195	0.001	ppbv
Difluorobenzene,_1,4-_(IS)	11.27	34609761	N/A	ppbv
Ethylbenzene	17.26	10415	0.004	ppbv
Ethyltoluene,_4-	20.13	8169	0.003	ppbv
Heptane	N/A	N/A	N/A	ppbv
Hexachlorobutadiene	26.10	68023	0.085	ppbv
Hexane	9.14	10150	0.011	ppbv
Methyl_ethyl_ketone	N/A	N/A	N/A	ppbv
Methyl_isobutyl_ketone	N/A	N/A	N/A	ppbv
Methylene_chloride	6.75	55249	0.096	ppbv
Methyl-t-butyl_ether	N/A	N/A	N/A	ppbv
Styrene	18.09	538	0.000	ppbv
Tetrachloroethane,_1,1,2,2-	18.19	3706	0.002	ppbv
Tetrachloroethylene	15.81	1457	0.002	ppbv
Toluene	14.36	15759	0.007	ppbv
Trichloro-1,2,2-trifluoroethane,_1,1,2-	N/A	N/A	N/A	ppbv
Trichlorobenzene,_1,2,4-	25.36	42868	0.060	ppbv
Trichloroethane,_1,1,1-	N/A	N/A	N/A	ppbv
Trichloroethane,_1,1,2-	N/A	N/A	N/A	ppbv
Trichloroethylene	12.11	6747	0.008	ppbv
Trichlorofluoromethane	N/A	N/A	N/A	ppbv
Trimethylbenzene,_1,2,4-	20.96	16561	0.008	ppbv
Trimethylbenzene,_1,3,5-	20.26	5672	0.002	ppbv
Trimethylpentane,_2,2,4-	12.14	1210	0.000	ppbv
Vinyl_chloride	N/A	N/A	N/A	ppbv
Xylene,_m_&_p-	17.50	20685	0.005	ppbv
Xylene,_o-	18.18	6534	0.003	ppbv

Quan Results

Sample Name:	3037		
PAL ID:		Data File:	071205
Dilution Factor:	1.00		
Summa ID	3037		
Operator:	DSQ		

Date Received	
Acquisition Date:	07/12/06 21:51:46
Injection Volume (cc):	500.00
Low Mass (m/z):	35.00
High Mass (m/z):	300.00

Instrument Method:	C:\Xcalibur\methods\TO_15.meth
Processing Method:	C:\Xcalibur\methods\TO-15,0.5-40ppb_0628pmd
Calibration File:	C:\Xcalibur\data\2006\June06\0628
GC/MS ID:	Finnigan TraceGC Ultra/Trace DSQ

Name	RT	Area	Calculated Amount ppbv
Acetone	N/A	N/A	N/A
Benzene	10.88	87002	0.039
Bromochloromethane_(IS)	9.10	6312879	N/A
Bromodichloromethane	N/A	N/A	N/A
Bromoethene	N/A	N/A	N/A
Bromofluorobenzene_(tune_std)	18.85	17645708	N/A
Bromoform	17.63	682	0.005
Bromomethane	4.90	1522	0.004
Butadiene,_1,3-	N/A	N/A	N/A
Butyl_Alcohol,_tert	N/A	N/A	N/A
Carbon_disulfide	7.07	4997	0.003
Carbon_tetrachloride	N/A	N/A	N/A
Chlorobenzene	16.73	4036	0.002
Chlorobenzene,_d-5__(IS)	16.66	27605730	N/A
Chloroethane	N/A	N/A	N/A
Chloroform	N/A	N/A	N/A
Chloromethane	N/A	N/A	N/A
Chloropropene,_3-	N/A	N/A	N/A
Chlorotoluene,_2-	N/A	N/A	N/A
Cyclohexane	11.18	91525	0.094
Dibromochloromethane	14.92	143	0.000
Dibromoethane,_1,2-	N/A	N/A	N/A
Dichlorobenzene,_1,2-	21.95	14653	0.010
Dichlorobenzene,_1,3-	N/A	N/A	N/A
Dichlorobenzene,_1,4-	21.35	28716	0.018
Dichlorodifluoromethane	N/A	N/A	N/A
Dichloroethane,_1,1-	N/A	N/A	N/A
Dichloroethane,_1,2-	N/A	N/A	N/A
Dichloroethylene,_1,1-	6.61	391	0.001
Dichloroethylene,_cis-1,2-	N/A	N/A	N/A
Dichloroethylene,_trans-1,2-	N/A	N/A	N/A
Dichloropropane,_1,2-	N/A	N/A	N/A

Dichloropropene,_cis-1,3-	N/A	N/A	N/A
Dichloropropene,_trans-1,3-	N/A	N/A	N/A
Dichlorotetrafluoroethane	4.30	1195	0.001
Difluorobenzene,_1,4-_(IS)	11.27	34609761	N/A
Ethylbenzene	17.26	10415	0.004
Ethyltoluene,_4-	20.13	8169	0.003
Heptane	N/A	N/A	N/A
Hexachlorobutadiene	26.10	68023	0.085
Hexane	9.14	10150	0.011
Methyl_ethyl_ketone	N/A	N/A	N/A
Methyl_isobutyl_ketone	N/A	N/A	N/A
Methylene_chloride	6.75	55249	0.096
Methyl-t-butyl_ether	N/A	N/A	N/A
Styrene	18.09	538	0.000
Tetrachloroethane,_1,1,2,2-	18.19	3706	0.002
Tetrachloroethylene	15.81	1457	0.002
Toluene	14.36	15759	0.007
Trichloro-1,2,2-trifluoroethane,_1,1,2-	N/A	N/A	N/A
Trichlorobenzene,_1,2,4-	25.36	42868	0.060
Trichloroethane,_1,1,1-	N/A	N/A	N/A
Trichloroethane,_1,1,2-	N/A	N/A	N/A
Trichloroethylene	12.11	6747	0.008
Trichlorofluoromethane	N/A	N/A	N/A
Trimethylbenzene,_1,2,4-	20.96	16561	0.008
Trimethylbenzene,_1,3,5-	20.26	5672	0.002
Trimethylpentane,_2,2,4-	12.14	1210	0.000
Vinyl_chloride	N/A	N/A	N/A
Xylene,_m_&_p-	17.50	20685	0.005
Xylene,_o-	18.18	6534	0.003

6041 9-12

Certified Clean Can

Summa ID 3026

Original Data Path:	071114.RAW	Injection Volume (cc):	500.00
Acquisition Date:	07/12/06 00:16:36	Low Mass (m/z):	35.00
Operator:	DSQ	High Mass (m/z):	300.00

Instrument Method: C:\Xcalibur\methods\TO_15.meth
Processing Method: C:\Xcalibur\methods\TO-15,0.5-40ppb_0628pmd
Calibration File: C:\Xcalibur\data\2006\June06\0628
GC/MS ID: Finnigan TraceGC ultra/Trace DSQ

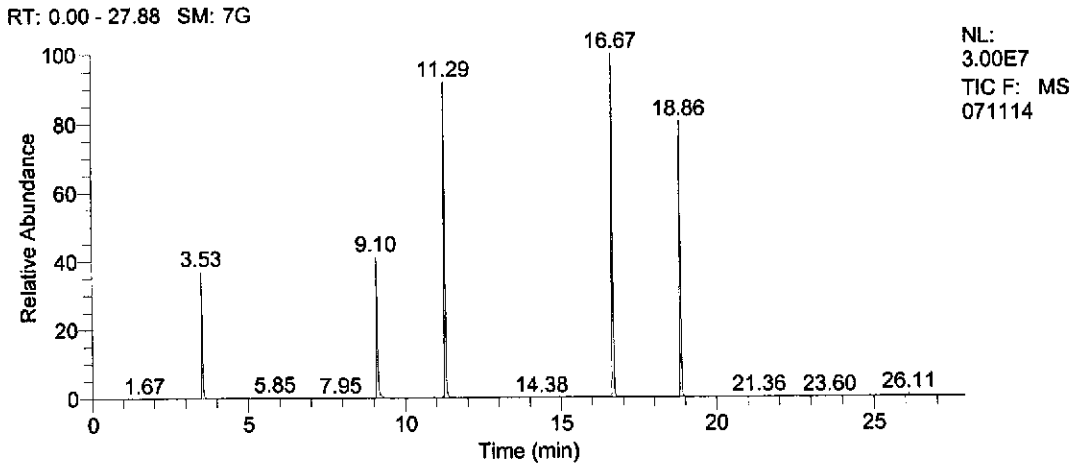

Name	RT	Area	Calculated Amount	Units
Acetone	N/A	N/A	N/A	ppbv
Benzene	10.89	111058	0.048	ppbv
Bromochloromethane_(IS)	9.10	7241195	N/A	ppbv
Bromodichloromethane	12.09	304	0.000	ppbv
Bromoethene	N/A	N/A	N/A	ppbv
Bromofluorobenzene_(tune_std)	18.86	16359603	N/A	ppbv
Bromoform	17.62	1064	0.007	ppbv
Bromomethane	4.90	1862	0.004	ppbv
Butadiene,_1,3-	4.50	843	0.002	ppbv
Butyl_Alcohol,_tert	N/A	N/A	N/A	ppbv
Carbon_disulfide	7.09	5449	0.003	ppbv
Carbon_tetrachloride	N/A	N/A	N/A	ppbv
Chlorobenzene	16.74	9852	0.005	ppbv
Chlorobenzene,_d-5__(IS)	16.67	28787750	N/A	ppbv
Chloroethane	4.97	611	0.002	ppbv
Chloroform	N/A	N/A	N/A	ppbv
Chloromethane	N/A	N/A	N/A	ppbv
Chloropropene,_3-	N/A	N/A	N/A	ppbv
Chlorotoluene,_2-	19.84	1306	0.009	ppbv
Cyclohexane	11.18	33061	0.033	ppbv
Dibromochloromethane	N/A	N/A	N/A	ppbv

Dibromoethane,_1,2-	N/A	N/A	N/A	ppbv
Dichlorobenzene,_1,2-	21.98	15467	0.010	ppbv
Dichlorobenzene,_1,3-	N/A	N/A	N/A	ppbv
Dichlorobenzene,_1,4-	21.37	33894	0.020	ppbv
Dichlorodifluoromethane	3.93	973	0.002	ppbv
Dichloroethane,_1,1-	7.94	176	0.000	ppbv
Dichloroethane,_1,2-	N/A	N/A	N/A	ppbv
Dichloroethylene,_1,1-	N/A	N/A	N/A	ppbv
Dichloroethylene,_cis-1,2-	N/A	N/A	N/A	ppbv
Dichloroethylene,_trans-1,2-	7.83	239	0.000	ppbv
Dichloropropane,_1,2-	11.91	4373	0.006	ppbv
Dichloropropene,_cis-1,3-	N/A	N/A	N/A	ppbv
Dichloropropene,_trans-1,3-	N/A	N/A	N/A	ppbv
Dichlorotetrafluoroethane	4.31	583	0.000	ppbv
Difluorobenzene,_1,4-_(IS)	11.28	35549967	N/A	ppbv
Ethylbenzene	17.27	13542	0.005	ppbv
Ethyltoluene,_4-	20.14	3709	0.001	ppbv
Heptane	12.45	1795	0.001	ppbv
Hexachlorobutadiene	26.11	56599	0.067	ppbv
Hexane	9.14	1922	0.002	ppbv
Methyl_ethyl_ketone	N/A	N/A	N/A	ppbv
Methyl_isobutyl_ketone	N/A	N/A	N/A	ppbv
Methylene_chloride	6.77	59046	0.090	ppbv
Methyl-t-butyl_ether	N/A	N/A	N/A	ppbv
Styrene	N/A	N/A	N/A	ppbv
Tetrachloroethane,_1,1,2,2-	18.20	3734	0.002	ppbv
Tetrachloroethylene	15.82	2477	0.003	ppbv
Toluene	14.38	14442	0.006	ppbv
Trichloro-1,2,2-trifluoroethane,_1,1,2-	N/A	N/A	N/A	ppbv
Trichlorobenzene,_1,2,4-	25.36	37678	0.050	ppbv
Trichloroethane,_1,1,1-	N/A	N/A	N/A	ppbv
Trichloroethane,_1,1,2-	N/A	N/A	N/A	ppbv
Trichloroethylene	12.12	13771	0.016	ppbv
Trichlorofluoromethane	N/A	N/A	N/A	ppbv
Trimethylbenzene,_1,2,4-	20.98	12356	0.006	ppbv
Trimethylbenzene,_1,3,5-	20.27	5750	0.002	ppbv
Trimethylpentane,_2,2,4-	12.14	2690	0.001	ppbv
Vinyl_chloride	N/A	N/A	N/A	ppbv
Xylene,_m_&_p-	17.50	18411	0.004	ppbv
Xylene,_o-	18.20	6525	0.003	ppbv

Quan Results

Sample Name:	3026		
PAL ID:		Data File:	071114
Dilution Factor:	1.00		
Summa ID	3026		
Operator:	DSQ		

Date Rec'd	
Acquisition Date:	07/12/06 00:16:36
Injection Volume (cc):	500.00
Low Mass (m/z):	35.00
High Mass (m/z):	300.00

Instrument Method:	C:\Xcalibur\methods\TO_15.meth
Processing Method:	C:\Xcalibur\methods\TO-15,0.5-40ppb_0628pmd
Calibration File:	C:\Xcalibur\data\2006\June06\0628
GC/MS ID:	Finnigan TraceGC Ultra/Trace DSQ

Name	RT	Area	Calculated Amount ppbv
Acetone	N/A	N/A	N/A
Benzene	10.89	111058	0.048
Bromochloromethane_(IS)	9.10	7241195	N/A
Bromodichloromethane	12.09	304	0.000
Bromoethene	N/A	N/A	N/A
Bromofluorobenzene_(tune_std)	18.86	16359603	N/A
Bromoform	17.62	1064	0.007
Bromomethane	4.90	1862	0.004
Butadiene,_1,3-	4.50	843	0.002
Butyl_Alcohol,_tert	N/A	N/A	N/A
Carbon_disulfide	7.09	5449	0.003
Carbon_tetrachloride	N/A	N/A	N/A
Chlorobenzene	16.74	9852	0.005
Chlorobenzene,_d-5__(IS)	16.67	28787750	N/A
Chloroethane	4.97	611	0.002
Chloroform	N/A	N/A	N/A
Chloromethane	N/A	N/A	N/A
Chloropropene,_3-	N/A	N/A	N/A
Chlorotoluene,_2-	19.84	1306	0.009
Cyclohexane	11.18	33061	0.033
Dibromochloromethane	N/A	N/A	N/A
Dibromoethane,_1,2-	N/A	N/A	N/A
Dichlorobenzene,_1,2-	21.98	15467	0.010
Dichlorobenzene,_1,3-	N/A	N/A	N/A
Dichlorobenzene,_1,4-	21.37	33894	0.020
Dichlorodifluoromethane	3.93	973	0.002
Dichloroethane,_1,1-	7.94	176	0.000
Dichloroethane,_1,2-	N/A	N/A	N/A
Dichloroethylene,_1,1-	N/A	N/A	N/A
Dichloroethylene,_cis-1,2-	N/A	N/A	N/A
Dichloroethylene,_trans-1,2-	7.83	239	0.000
Dichloropropane,_1,2-	11.91	4373	0.006

Dichloropropene,_cis-1,3-	N/A	N/A	N/A
Dichloropropene,_trans-1,3-	N/A	N/A	N/A
Dichlorotetrafluoroethane	4.31	583	0.000
Difluorobenzene,_1,4-_(IS)	11.28	35549967	N/A
Ethylbenzene	17.27	13542	0.005
Ethyltoluene,_4-	20.14	3709	0.001
Heptane	12.45	1795	0.001
Hexachlorobutadiene	26.11	56599	0.067
Hexane	9.14	1922	0.002
Methyl_ethyl_ketone	N/A	N/A	N/A
Methyl_isobutyl_ketone	N/A	N/A	N/A
Methylene_chloride	6.77	59046	0.090
Methyl-t-butyl_ether	N/A	N/A	N/A
Styrene	N/A	N/A	N/A
Tetrachloroethane,_1,1,2,2-	18.20	3734	0.002
Tetrachloroethylene	15.82	2477	0.003
Toluene	14.38	14442	0.006
Trichloro-1,2,2-trifluoroethane,_1,1,2-	N/A	N/A	N/A
Trichlorobenzene,_1,2,4-	25.36	37678	0.050
Trichloroethane,_1,1,1-	N/A	N/A	N/A
Trichloroethane,_1,1,2-	N/A	N/A	N/A
Trichloroethylene	12.12	13771	0.016
Trichlorofluoromethane	N/A	N/A	N/A
Trimethylbenzene,_1,2,4-	20.98	12356	0.006
Trimethylbenzene,_1,3,5-	20.27	5750	0.002
Trimethylpentane,_2,2,4-	12.14	2690	0.001
Vinyl_chloride	N/A	N/A	N/A
Xylene,_m_&_p-	17.50	18411	0.004
Xylene,_o-	18.20	6525	0.003

60419-13

Certified Clean Can

Summa ID 3044

Original Data Path:	071019.RAW	Injection Volume (cc):	500.00
Acquisition Date:	07/11/06 03:19:53	Low Mass (m/z):	35.00
Operator:	DSQ	High Mass (m/z):	300.00

Instrument Method: C:\Xcalibur\methods\TO_15.meth
Processing Method: C:\Xcalibur\methods\TO-15,0.5-40ppb_0628pmd
Calibration File: C:\Xcalibur\data\2006\June06\0628
GC/MS ID: Finnigan TraceGC ultra/Trace DSQ

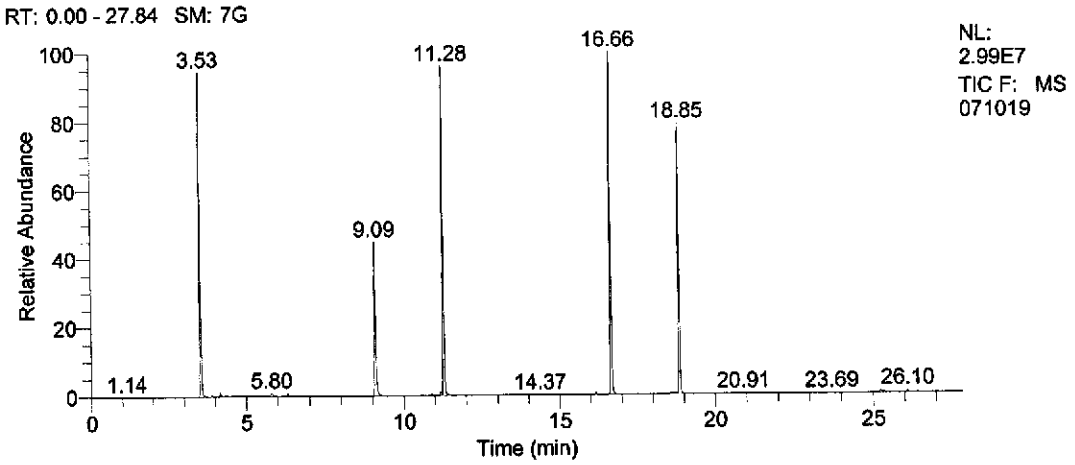

Name	RT	Area	Calculated Amount	Units
Acetone	5.80	30787	0.116	ppbv
Benzene	10.88	217560	0.095	ppbv
Bromochloromethane_(IS)	9.09	7096522	N/A	ppbv
Bromodichloromethane	N/A	N/A	N/A	ppbv
Bromoethene	N/A	N/A	N/A	ppbv
Bromofluorobenzene_(tune_std)	18.85	16849695	N/A	ppbv
Bromoform	17.63	1073	0.008	ppbv
Bromomethane	N/A	N/A	N/A	ppbv
Butadiene,_1,3-	4.49	3534	0.007	ppbv
Butyl_Alcohol,_tert	N/A	N/A	N/A	ppbv
Carbon_disulfide	7.07	10108	0.006	ppbv
Carbon_tetrachloride	N/A	N/A	N/A	ppbv
Chlorobenzene	16.72	4589	0.003	ppbv
Chlorobenzene,_d-5__(IS)	16.66	27452890	N/A	ppbv
Chloroethane	4.99	396	0.001	ppbv
Chloroform	N/A	N/A	N/A	ppbv
Chloromethane	N/A	N/A	N/A	ppbv
Chloropropene,_3-	N/A	N/A	N/A	ppbv
Chlorotoluene,_2-	19.81	1025	0.008	ppbv
Cyclohexane	11.18	105449	0.107	ppbv
Dibromochloromethane	N/A	N/A	N/A	ppbv

Dibromoethane,_1,2-	N/A	N/A	N/A	ppbv
Dichlorobenzene,_1,2-	21.95	16833	0.011	ppbv
Dichlorobenzene,_1,3-	N/A	N/A	N/A	ppbv
Dichlorobenzene,_1,4-	21.34	35037	0.022	ppbv
Dichlorodifluoromethane	3.98	1359	0.003	ppbv
Dichloroethane,_1,1-	N/A	N/A	N/A	ppbv
Dichloroethane,_1,2-	N/A	N/A	N/A	ppbv
Dichloroethylene,_1,1-	N/A	N/A	N/A	ppbv
Dichloroethylene,_cis-1,2-	N/A	N/A	N/A	ppbv
Dichloroethylene,_trans-1,2-	7.79	179	0.000	ppbv
Dichloropropane,_1,2-	11.86	1128	0.001	ppbv
Dichloropropene,_cis-1,3-	N/A	N/A	N/A	ppbv
Dichloropropene,_trans-1,3-	N/A	N/A	N/A	ppbv
Dichlorotetrafluoroethane	4.16	1017	0.001	ppbv
Difluorobenzene,_1,4-_(IS)	11.28	35163676	N/A	ppbv
Ethylbenzene	17.26	15018	0.005	ppbv
Ethyltoluene,_4-	20.12	7734	0.003	ppbv
Heptane	N/A	N/A	N/A	ppbv
Hexachlorobutadiene	26.10	44723	0.056	ppbv
Hexane	N/A	N/A	N/A	ppbv
Methyl_ethyl_ketone	8.40	1137	0.004	ppbv
Methyl_isobutyl_ketone	N/A	N/A	N/A	ppbv
Methylene_chloride	6.76	56829	0.088	ppbv
Methyl-t-butyl_ether	N/A	N/A	N/A	ppbv
Styrene	18.05	1054	0.001	ppbv
Tetrachloroethane,_1,1,2,2-	N/A	N/A	N/A	ppbv
Tetrachloroethylene	15.80	402	0.000	ppbv
Toluene	14.36	21265	0.009	ppbv
Trichloro-1,2,2-trifluoroethane,_1,1,2-	N/A	N/A	N/A	ppbv
Trichlorobenzene,_1,2,4-	25.34	38681	0.054	ppbv
Trichloroethane,_1,1,1-	N/A	N/A	N/A	ppbv
Trichloroethane,_1,1,2-	N/A	N/A	N/A	ppbv
Trichloroethylene	12.11	21649	0.025	ppbv
Trichlorofluoromethane	N/A	N/A	N/A	ppbv
Trimethylbenzene,_1,2,4-	20.96	17879	0.009	ppbv
Trimethylbenzene,_1,3,5-	20.25	7930	0.003	ppbv
Trimethylpentane,_2,2,4-	N/A	N/A	N/A	ppbv
Vinyl_chloride	N/A	N/A	N/A	ppbv
Xylene,_m_&_p-	17.51	27907	0.006	ppbv
Xylene,_o-	18.19	8710	0.004	ppbv

Quan Results

Sample Name:
PAL ID: Data File: 071019
Dilution Factor: 1.00
Summa ID 3044
Operator: DSQ

Date Rec'd
Acquisition Date: 07/11/06 03:19:53
Injection Volume (cc): 500.00
Low Mass (m/z): 35.00
High Mass (m/z): 300.00

Instrument Method: C:\Xcalibur\methods\TO_15.meth
Processing Method: C:\Xcalibur\methods\TO-15,0.5-40ppb_0628pmd
Calibration File: C:\Xcalibur\data\2006\June06\0628
GC/MS ID: Finnigan TraceGC Ultra/Trace DSQ

Name	RT	Area	Calculated Amount ppbv
Acetone	5.80	30787	0.116
Benzene	10.88	217560	0.095
Bromochloromethane_(IS)	9.09	7096522	N/A
Bromodichloromethane	N/A	N/A	N/A
Bromoethene	N/A	N/A	N/A
Bromofluorobenzene_(tune_std)	18.85	16849695	N/A
Bromoform	17.63	1073	0.008
Bromomethane	N/A	N/A	N/A
Butadiene,_1,3-	4.49	3534	0.007
Butyl_Alcohol,_tert	N/A	N/A	N/A
Carbon_disulfide	7.07	10108	0.006
Carbon_tetrachloride	N/A	N/A	N/A
Chlorobenzene	16.72	4589	0.003
Chlorobenzene,_d-5__(IS)	16.66	27452890	N/A
Chloroethane	4.99	396	0.001
Chloroform	N/A	N/A	N/A
Chloromethane	N/A	N/A	N/A
Chloropropene,_3-	N/A	N/A	N/A
Chlorotoluene,_2-	19.81	1025	0.008
Cyclohexane	11.18	105449	0.107
Dibromochloromethane	N/A	N/A	N/A
Dibromoethane,_1,2-	N/A	N/A	N/A
Dichlorobenzene,_1,2-	21.95	16833	0.011
Dichlorobenzene,_1,3-	N/A	N/A	N/A
Dichlorobenzene,_1,4-	21.34	35037	0.022
Dichlorodifluoromethane	3.98	1359	0.003
Dichloroethane,_1,1-	N/A	N/A	N/A
Dichloroethane,_1,2-	N/A	N/A	N/A
Dichloroethylene,_1,1-	N/A	N/A	N/A
Dichloroethylene,_cis-1,2-	N/A	N/A	N/A
Dichloroethylene,_trans-1,2-	7.79	179	0.000
Dichloropropane,_1,2-	11.86	1128	0.001

Dichloropropene,_cis-1,3-	N/A	N/A	N/A
Dichloropropene,_trans-1,3-	N/A	N/A	N/A
Dichlorotetrafluoroethane	4.16	1017	0.001
Difluorobenzene,_1,4-_(IS)	11.28	35163676	N/A
Ethylbenzene	17.26	15018	0.005
Ethyltoluene,_4-	20.12	7734	0.003
Heptane	N/A	N/A	N/A
Hexachlorobutadiene	26.10	44723	0.056
Hexane	N/A	N/A	N/A
Methyl_ethyl_ketone	8.40	1137	0.004
Methyl_isobutyl_ketone	N/A	N/A	N/A
Methylene_chloride	6.76	56829	0.088
Methyl-t-butyl_ether	N/A	N/A	N/A
Styrene	18.05	1054	0.001
Tetrachloroethane,_1,1,2,2-	N/A	N/A	N/A
Tetrachloroethylene	15.80	402	0.000
Toluene	14.36	21265	0.009
Trichloro-1,2,2-trifluoroethane,_1,1,2-	N/A	N/A	N/A
Trichlorobenzene,_1,2,4-	25.34	38681	0.054
Trichloroethane,_1,1,1-	N/A	N/A	N/A
Trichloroethane,_1,1,2-	N/A	N/A	N/A
Trichloroethylene	12.11	21649	0.025
Trichlorofluoromethane	N/A	N/A	N/A
Trimethylbenzene,_1,2,4-	20.96	17879	0.009
Trimethylbenzene,_1,3,5-	20.25	7930	0.003
Trimethylpentane,_2,2,4-	N/A	N/A	N/A
Vinyl_chloride	N/A	N/A	N/A
Xylene,_m_&_p-	17.51	27907	0.006
Xylene,_o-	18.19	8710	0.004

6C 419-14

Certified Clean Can

Summa ID	2164

Original Data Path:	070720.RAW	Injection Volume (cc):	500.00
Acquisition Date:	07/08/06 04:35:15	Low Mass (m/z):	35.00
Operator:	jls	High Mass (m/z):	300.00

Instrument Method:	C:\Xcalibur\methods\TO_15.meth
Processing Method:	C:\Xcalibur\methods\TO-15,0.5-40ppb_O&Gfullpmd
Calibration File:	C:\Xcalibur\data\2006\June06\0628
GC/MS ID:	Finnigan TraceGC ultra/Trace DSQ

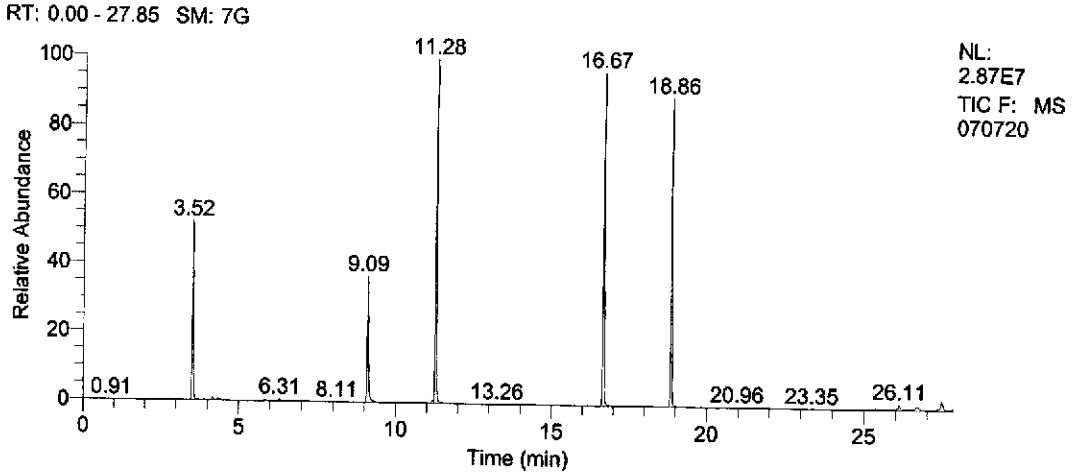

Name	RT	Area	Calculated Amount	Units
Acetone	N/A	N/A	N/A	ppbv
Benzene	10.89	180462	0.076	ppbv
Bromochloromethane_(IS)	9.09	6257712	N/A	ppbv
Bromodichloromethane	N/A	N/A	N/A	ppbv
Bromoethene	N/A	N/A	N/A	ppbv
Bromofluorobenzene_(tune_std)	18.86	17673464	N/A	ppbv
Bromoform	17.62	1784	0.014	ppbv
Bromomethane	N/A	N/A	N/A	ppbv
Butadiene,_1,3-	N/A	N/A	N/A	ppbv
Butyl_Alcohol,_tert	N/A	N/A	N/A	ppbv
Carbon_disulfide	7.07	5406	0.004	ppbv
Carbon_tetrachloride	N/A	N/A	N/A	ppbv
Chlorobenzene	16.67	3751	0.002	ppbv
Chlorobenzene,_d-5__(IS)	16.67	26172846	N/A	ppbv
Chloroethane	N/A	N/A	N/A	ppbv
Chloroform	N/A	N/A	N/A	ppbv
Chloromethane	N/A	N/A	N/A	ppbv
Chloropropene,_3-	N/A	N/A	N/A	ppbv
Chlorotoluene,_2-	19.83	1336	0.010	ppbv
Cyclohexane	11.18	180071	0.174	ppbv
Dibromochloromethane	14.92	633	0.001	ppbv

Dibromoethane,_1,2-	N/A	N/A	N/A	ppbv
Dichlorobenzene,_1,2-	21.95	21154	0.015	ppbv
Dichlorobenzene,_1,3-	N/A	N/A	N/A	ppbv
Dichlorobenzene,_1,4-	21.35	44652	0.029	ppbv
Dichlorodifluoromethane	N/A	N/A	N/A	ppbv
Dichloroethane,_1,1-	N/A	N/A	N/A	ppbv
Dichloroethane,_1,2-	N/A	N/A	N/A	ppbv
Dichloroethylene,_1,1-	N/A	N/A	N/A	ppbv
Dichloroethylene,_cis-1,2-	N/A	N/A	N/A	ppbv
Dichloroethylene,_trans-1,2-	N/A	N/A	N/A	ppbv
Dichloropropane,_1,2-	N/A	N/A	N/A	ppbv
Dichloropropene,_cis-1,3-	N/A	N/A	N/A	ppbv
Dichloropropene,_trans-1,3-	N/A	N/A	N/A	ppbv
Dichlorotetrafluoroethane	N/A	N/A	N/A	ppbv
Difluorobenzene,_1,4-_(IS)	11.28	36597966	N/A	ppbv
Ethylbenzene	17.28	21171	0.008	ppbv
Ethyltoluene,_4-	20.13	13910	0.005	ppbv
Heptane	N/A	N/A	N/A	ppbv
Hexachlorobutadiene	26.11	72419	0.095	ppbv
Hexane	9.14	5066	0.005	ppbv
Methyl_ethyl_ketone	8.42	327	0.001	ppbv
Methyl_isobutyl_ketone	N/A	N/A	N/A	ppbv
Methylene_chloride	6.76	52533	0.093	ppbv
Methyl-t-butyl_ether	N/A	N/A	N/A	ppbv
Styrene	18.06	1005	0.001	ppbv
Tetrachloroethane,_1,1,2,2-	18.21	7355	0.005	ppbv
Tetrachloroethylene	15.83	1886	0.002	ppbv
Toluene	14.37	24325	0.011	ppbv
Trichloro-1,2,2-trifluoroethane,_1,1,2-	N/A	N/A	N/A	ppbv
Trichlorobenzene,_1,2,4-	25.37	62536	0.092	ppbv
Trichloroethane,_1,1,1-	N/A	N/A	N/A	ppbv
Trichloroethane,_1,1,2-	N/A	N/A	N/A	ppbv
Trichloroethylene	12.12	14113	0.016	ppbv
Trichlorofluoromethane	N/A	N/A	N/A	ppbv
Trimethylbenzene,_1,2,4-	20.96	27808	0.015	ppbv
Trimethylbenzene,_1,3,5-	20.26	13617	0.006	ppbv
Trimethylpentane,_2,2,4-	N/A	N/A	N/A	ppbv
Vinyl_chloride	4.34	1381	0.002	ppbv
Xylene,_m_&_p-	17.51	39851	0.010	ppbv
Xylene,_o-	18.20	9569	0.004	ppbv

Quan Results

Sample Name:	2164		
PAL ID:	16	Data File:	070720
Dilution Factor:	1.00		
Summa ID	2164		
Operator:	jls		
Date Rec'd			
Acquisition Date:	07/08/06 04:35:15		
Injection Volume (cc):	500.00		
Low Mass (m/z):	35.00		
High Mass (m/z):	300.00		
Instrument Method:	C:\Xcalibur\methods\TO_15.meth		
Processing Method:	C:\Xcalibur\methods\TO-15,0.5-40ppb_O&Gfullpmd		
Calibration File:	C:\Xcalibur\data\2006\June06\0628		
GC/MS ID:	Finnigan TraceGC Ultra/Trace DSQ		

Name	RT	Area	Calculated Amount ppbv
Acetone	N/A	N/A	N/A
Benzene	10.89	180462	0.076
Bromochloromethane_(IS)	9.09	6257712	N/A
Bromodichloromethane	N/A	N/A	N/A
Bromoethene	N/A	N/A	N/A
Bromofluorobenzene_(tune_std)	18.86	17673464	N/A
Bromoform	17.62	1784	0.014
Bromomethane	N/A	N/A	N/A
Butadiene,_1,3-	N/A	N/A	N/A
Butyl_Alcohol,_tert	N/A	N/A	N/A
Carbon_disulfide	7.07	5406	0.004
Carbon_tetrachloride	N/A	N/A	N/A
Chlorobenzene	16.67	3751	0.002
Chlorobenzene,_d-5__(IS)	16.67	26172846	N/A
Chloroethane	N/A	N/A	N/A
Chloroform	N/A	N/A	N/A
Chloromethane	N/A	N/A	N/A
Chloropropene,_3-	N/A	N/A	N/A
Chlorotoluene,_2-	19.83	1336	0.010
Cyclohexane	11.18	180071	0.174
Dibromochloromethane	14.92	633	0.001
Dibromoethane,_1,2-	N/A	N/A	N/A
Dichlorobenzene,_1,2-	21.95	21154	0.015
Dichlorobenzene,_1,3-	N/A	N/A	N/A
Dichlorobenzene,_1,4-	21.35	44652	0.029
Dichlorodifluoromethane	N/A	N/A	N/A
Dichloroethane,_1,1-	N/A	N/A	N/A
Dichloroethane,_1,2-	N/A	N/A	N/A
Dichloroethylene,_1,1-	N/A	N/A	N/A
Dichloroethylene,_cis-1,2-	N/A	N/A	N/A
Dichloroethylene,_trans-1,2-	N/A	N/A	N/A
Dichloropropane,_1,2-	N/A	N/A	N/A

Dichloropropene,_cis-1,3-	N/A	N/A	N/A
Dichloropropene,_trans-1,3-	N/A	N/A	N/A
Dichlorotetrafluoroethane	N/A	N/A	N/A
Difluorobenzene,_1,4-_(IS)	11.28	36597966	N/A
Ethylbenzene	17.28	21171	0.008
Ethyltoluene,_4-	20.13	13910	0.005
Heptane	N/A	N/A	N/A
Hexachlorobutadiene	26.11	72419	0.095
Hexane	9.14	5066	0.005
Methyl_ethyl_ketone	8.42	327	0.001
Methyl_isobutyl_ketone	N/A	N/A	N/A
Methylene_chloride	6.76	52533	0.093
Methyl-t-butyl_ether	N/A	N/A	N/A
Styrene	18.06	1005	0.001
Tetrachloroethane,_1,1,2,2-	18.21	7355	0.005
Tetrachloroethylene	15.83	1886	0.002
Toluene	14.37	24325	0.011
Trichloro-1,2,2-trifluoroethane,_1,1,2-	N/A	N/A	N/A
Trichlorobenzene,_1,2,4-	25.37	62536	0.092
Trichloroethane,_1,1,1-	N/A	N/A	N/A
Trichloroethane,_1,1,2-	N/A	N/A	N/A
Trichloroethylene	12.12	14113	0.016
Trichlorofluoromethane	N/A	N/A	N/A
Trimethylbenzene,_1,2,4-	20.96	27808	0.015
Trimethylbenzene,_1,3,5-	20.26	13617	0.006
Trimethylpentane,_2,2,4-	N/A	N/A	N/A
Vinyl_chloride	4.34	1381	0.002
Xylene,_m_&_p-	17.51	39851	0.010
Xylene,_o-	18.20	9569	0.004

60419-15

Certified Clean Can

Summa ID	2159		
Original Data Path:	071112.RAW	Injection Volume (cc):	500.00
Acquisition Date:	07/11/06 22:44:15	Low Mass (m/z):	35.00
Operator:	DSQ	High Mass (m/z):	300.00

Instrument Method:	C:\Xcalibur\methods\TO_15.meth
Processing Method:	C:\Xcalibur\methods\TO-15,0.5-40ppb_0628pmd
Calibration File:	C:\Xcalibur\data\2006\June06\0628
GC/MS ID:	Finnigan TraceGC ultra/Trace DSQ

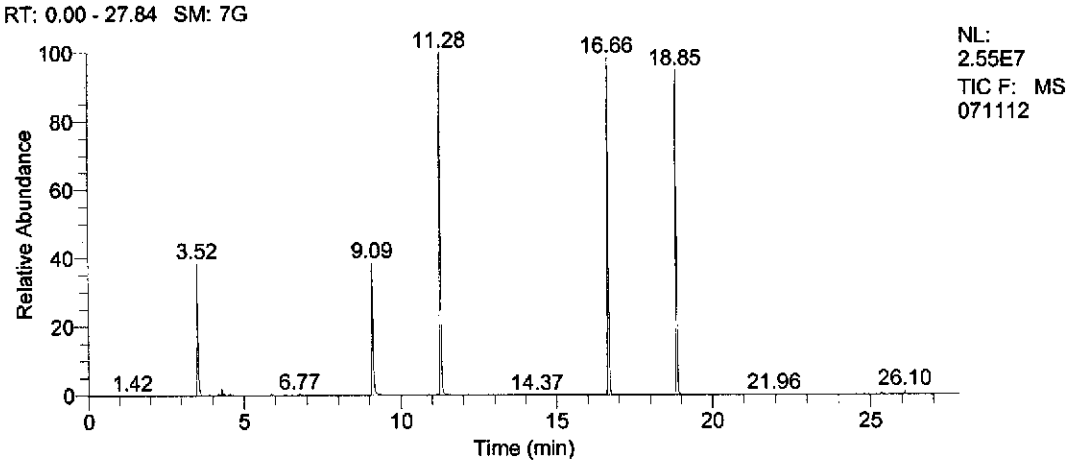

Name	RT	Area	Calculated Amount	Units
Acetone	N/A	N/A	N/A	ppbv
Benzene	10.88	86133	0.041	ppbv
Bromochloromethane_(IS)	9.09	5973944	N/A	ppbv
Bromodichloromethane	N/A	N/A	N/A	ppbv
Bromoethene	N/A	N/A	N/A	ppbv
Bromofluorobenzene_(tune_std)	18.85	16360053	N/A	ppbv
Bromoform	17.62	1071	0.009	ppbv
Bromomethane	N/A	N/A	N/A	ppbv
Butadiene,_1,3-	4.52	1540	0.004	ppbv
Butyl_Alcohol,_tert	N/A	N/A	N/A	ppbv
Carbon_disulfide	7.09	8277	0.006	ppbv
Carbon_tetrachloride	N/A	N/A	N/A	ppbv
Chlorobenzene	16.66	3350	0.002	ppbv
Chlorobenzene,_d-5__(IS)	16.66	24126500	N/A	ppbv
Chloroethane	N/A	N/A	N/A	ppbv
Chloroform	N/A	N/A	N/A	ppbv
Chloromethane	N/A	N/A	N/A	ppbv
Chloropropene,_3-	N/A	N/A	N/A	ppbv
Chlorotoluene,_2-	19.82	677	0.006	ppbv
Cyclohexane	11.18	66226	0.072	ppbv
Dibromochloromethane	N/A	N/A	N/A	ppbv

Dibromoethane,_1,2-	N/A	N/A	N/A	ppbv
Dichlorobenzene,_1,2-	21.95	19901	0.015	ppbv
Dichlorobenzene,_1,3-	N/A	N/A	N/A	ppbv
Dichlorobenzene,_1,4-	21.35	36464	0.026	ppbv
Dichlorodifluoromethane	N/A	N/A	N/A	ppbv
Dichloroethane,_1,1-	N/A	N/A	N/A	ppbv
Dichloroethane,_1,2-	N/A	N/A	N/A	ppbv
Dichloroethylene,_1,1-	N/A	N/A	N/A	ppbv
Dichloroethylene,_cis-1,2-	N/A	N/A	N/A	ppbv
Dichloroethylene,_trans-1,2-	N/A	N/A	N/A	ppbv
Dichloropropane,_1,2-	11.85	3738	0.005	ppbv
Dichloropropene,_cis-1,3-	N/A	N/A	N/A	ppbv
Dichloropropene,_trans-1,3-	N/A	N/A	N/A	ppbv
Dichlorotetrafluoroethane	N/A	N/A	N/A	ppbv
Difluorobenzene,_1,4-_(IS)	11.28	32484678	N/A	ppbv
Ethylbenzene	17.26	10646	0.004	ppbv
Ethyltoluene,_4-	20.14	11567	0.005	ppbv
Heptane	N/A	N/A	N/A	ppbv
Hexachlorobutadiene	26.10	65412	0.093	ppbv
Hexane	9.14	1965	0.002	ppbv
Methyl_ethyl_ketone	N/A	N/A	N/A	ppbv
Methyl_isobutyl_ketone	N/A	N/A	N/A	ppbv
Methylene_chloride	6.77	92315	0.170	ppbv
Methyl-t-butyl_ether	N/A	N/A	N/A	ppbv
Styrene	18.08	1417	0.001	ppbv
Tetrachloroethane,_1,1,2,2-	18.19	4332	0.003	ppbv
Tetrachloroethylene	15.81	1646	0.002	ppbv
Toluene	14.37	17007	0.008	ppbv
Trichloro-1,2,2-trifluoroethane,_1,1,2-	N/A	N/A	N/A	ppbv
Trichlorobenzene,_1,2,4-	25.37	50556	0.080	ppbv
Trichloroethane,_1,1,1-	N/A	N/A	N/A	ppbv
Trichloroethane,_1,1,2-	N/A	N/A	N/A	ppbv
Trichloroethylene	12.11	11084	0.014	ppbv
Trichlorofluoromethane	N/A	N/A	N/A	ppbv
Trimethylbenzene,_1,2,4-	20.96	18342	0.011	ppbv
Trimethylbenzene,_1,3,5-	20.26	8950	0.004	ppbv
Trimethylpentane,_2,2,4-	N/A	N/A	N/A	ppbv
Vinyl_chloride	4.27	420	0.001	ppbv
Xylene,_m_&_p-	17.50	22784	0.006	ppbv
Xylene,_o-	18.18	5890	0.003	ppbv

Quan Results

Sample Name:	2159		
PAL ID:		Data File:	071112
Dilution Factor:	1.00		
Summa ID	2159		
Operator:	DSQ		
Date Rec'd			
Acquisition Date:	07/11/06 22:44:15		
Injection Volume (cc):	500.00		
Low Mass (m/z):	35.00		
High Mass (m/z):	300.00		
Instrument Method:	C:\Xcalibur\methods\TO_15.meth		
Processing Method:	C:\Xcalibur\methods\TO-15,0.5-40ppb_0628pmd		
Calibration File:	C:\Xcalibur\data\2006\June06\0628		
GC/MS ID:	Finnigan TraceGC Ultra/Trace DSQ		

Name	RT	Area	Calculated Amount ppbv
Acetone	N/A	N/A	N/A
Benzene	10.88	86133	0.041
Bromochloromethane_(IS)	9.09	5973944	N/A
Bromodichloromethane	N/A	N/A	N/A
Bromoethene	N/A	N/A	N/A
Bromofluorobenzene_(tune_std)	18.85	16360053	N/A
Bromoform	17.62	1071	0.009
Bromomethane	N/A	N/A	N/A
Butadiene,_1,3-	4.52	1540	0.004
Butyl_Alcohol,_tert	N/A	N/A	N/A
Carbon_disulfide	7.09	8277	0.006
Carbon_tetrachloride	N/A	N/A	N/A
Chlorobenzene	16.66	3350	0.002
Chlorobenzene,_d-5__(IS)	16.66	24126500	N/A
Chloroethane	N/A	N/A	N/A
Chloroform	N/A	N/A	N/A
Chloromethane	N/A	N/A	N/A
Chloropropene,_3-	N/A	N/A	N/A
Chlorotoluene,_2-	19.82	677	0.006
Cyclohexane	11.18	66226	0.072
Dibromochloromethane	N/A	N/A	N/A
Dibromoethane,_1,2-	N/A	N/A	N/A
Dichlorobenzene,_1,2-	21.95	19901	0.015
Dichlorobenzene,_1,3-	N/A	N/A	N/A
Dichlorobenzene,_1,4-	21.35	36464	0.026
Dichlorodifluoromethane	N/A	N/A	N/A
Dichloroethane,_1,1-	N/A	N/A	N/A
Dichloroethane,_1,2-	N/A	N/A	N/A
Dichloroethylene,_1,1-	N/A	N/A	N/A
Dichloroethylene,_cis-1,2-	N/A	N/A	N/A
Dichloroethylene,_trans-1,2-	N/A	N/A	N/A
Dichloropropane,_1,2-	11.85	3738	0.005

Dichloropropene,_cis-1,3-	N/A	N/A	N/A
Dichloropropene,_trans-1,3-	N/A	N/A	N/A
Dichlorotetrafluoroethane	N/A	N/A	N/A
Difluorobenzene,_1,4-_(IS)	11.28	32484678	N/A
Ethylbenzene	17.26	10646	0.004
Ethyltoluene,_4-	20.14	11567	0.005
Heptane	N/A	N/A	N/A
Hexachlorobutadiene	26.10	65412	0.093
Hexane	9.14	1965	0.002
Methyl_ethyl_ketone	N/A	N/A	N/A
Methyl_isobutyl_ketone	N/A	N/A	N/A
Methylene_chloride	6.77	92315	0.170
Methyl-t-butyl_ether	N/A	N/A	N/A
Styrene	18.08	1417	0.001
Tetrachloroethane,_1,1,2,2-	18.19	4332	0.003
Tetrachloroethylene	15.81	1646	0.002
Toluene	14.37	17007	0.008
Trichloro-1,2,2-trifluoroethane,_1,1,2-	N/A	N/A	N/A
Trichlorobenzene,_1,2,4-	25.37	50556	0.080
Trichloroethane,_1,1,1-	N/A	N/A	N/A
Trichloroethane,_1,1,2-	N/A	N/A	N/A
Trichloroethylene	12.11	11084	0.014
Trichlorofluoromethane	N/A	N/A	N/A
Trimethylbenzene,_1,2,4-	20.96	18342	0.011
Trimethylbenzene,_1,3,5-	20.26	8950	0.004
Trimethylpentane,_2,2,4-	N/A	N/A	N/A
Vinyl_chloride	4.27	420	0.001
Xylene,_m_&_p-	17.50	22784	0.006
Xylene,_o-	18.18	5890	0.003

60419-16

Certified Clean Can

Summa ID	3036		
Original Data Path:	071104.RAW	Injection Volume (cc):	500.00
Acquisition Date:	07/11/06 16:35:01	Low Mass (m/z):	35.00
Operator:	DSQ	High Mass (m/z):	300.00

Instrument Method:	C:\Xcalibur\methods\TO_15.meth
Processing Method:	C:\Xcalibur\methods\TO-15,0.5-40ppb_0628pmd
Calibration File:	C:\Xcalibur\data\2006\June06\0628
GC/MS ID:	Finnigan TraceGC ultra/Trace DSQ

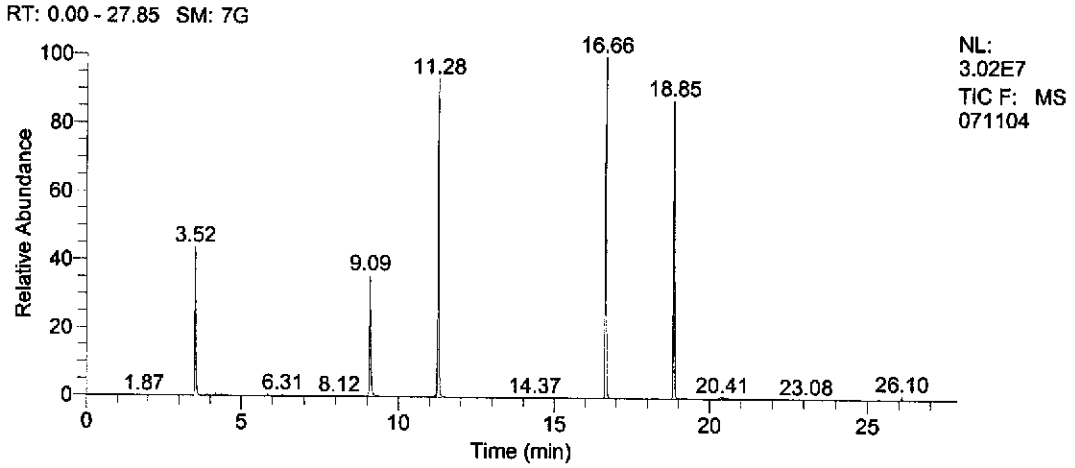

Name	RT	Area	Calculated Amount	Units
Acetone	N/A	N/A	N/A	ppbv
Benzene	10.89	104661	0.046	ppbv
Bromochloromethane_(IS)	9.09	6366459	N/A	ppbv
Bromodichloromethane	N/A	N/A	N/A	ppbv
Bromoethene	N/A	N/A	N/A	ppbv
Bromofluorobenzene_(tune_std)	18.85	18035917	N/A	ppbv
Bromoform	17.63	1351	0.009	ppbv
Bromomethane	N/A	N/A	N/A	ppbv
Butadiene,_1,3-	4.59	1246	0.003	ppbv
Butyl_Alcohol,_tert	N/A	N/A	N/A	ppbv
Carbon_disulfide	7.08	5447	0.004	ppbv
Carbon_tetrachloride	N/A	N/A	N/A	ppbv
Chlorobenzene	16.65	2845	0.002	ppbv
Chlorobenzene,_d-5__(IS)	16.66	29279464	N/A	ppbv
Chloroethane	N/A	N/A	N/A	ppbv
Chloroform	N/A	N/A	N/A	ppbv
Chloromethane	N/A	N/A	N/A	ppbv
Chloropropene,_3-	N/A	N/A	N/A	ppbv
Chlorotoluene,_2-	19.82	1327	0.009	ppbv
Cyclohexane	11.18	127135	0.129	ppbv
Dibromochloromethane	14.97	363	0.000	ppbv

Dibromoethane,_1,2-	15.28	292	0.000	ppbv
Dichlorobenzene,_1,2-	21.95	22334	0.014	ppbv
Dichlorobenzene,_1,3-	21.22	18927	0.011	ppbv
Dichlorobenzene,_1,4-	N/A	N/A	N/A	ppbv
Dichlorodifluoromethane	N/A	N/A	N/A	ppbv
Dichloroethane,_1,1-	N/A	N/A	N/A	ppbv
Dichloroethane,_1,2-	N/A	N/A	N/A	ppbv
Dichloroethylene,_1,1-	N/A	N/A	N/A	ppbv
Dichloroethylene,_cis-1,2-	N/A	N/A	N/A	ppbv
Dichloroethylene,_trans-1,2-	N/A	N/A	N/A	ppbv
Dichloropropane,_1,2-	11.85	888	0.001	ppbv
Dichloropropene,_cis-1,3-	N/A	N/A	N/A	ppbv
Dichloropropene,_trans-1,3-	N/A	N/A	N/A	ppbv
Dichlorotetrafluoroethane	4.30	1584	0.001	ppbv
Difluorobenzene,_1,4-_(IS)	11.28	34997619	N/A	ppbv
Ethylbenzene	17.27	13396	0.005	ppbv
Ethyltoluene,_4-	20.12	9594	0.003	ppbv
Heptane	N/A	N/A	N/A	ppbv
Hexachlorobutadiene	26.10	70923	0.083	ppbv
Hexane	9.12	1043	0.001	ppbv
Methyl_ethyl_ketone	N/A	N/A	N/A	ppbv
Methyl_isobutyl_ketone	N/A	N/A	N/A	ppbv
Methylene_chloride	6.76	70597	0.122	ppbv
Methyl-t-butyl_ether	N/A	N/A	N/A	ppbv
Styrene	18.09	2748	0.002	ppbv
Tetrachloroethane,_1,1,2,2-	18.19	6614	0.004	ppbv
Tetrachloroethylene	15.83	1553	0.002	ppbv
Toluene	14.37	20469	0.008	ppbv
Trichloro-1,2,2-trifluoroethane,_1,1,2-	N/A	N/A	N/A	ppbv
Trichlorobenzene,_1,2,4-	25.36	56073	0.074	ppbv
Trichloroethane,_1,1,1-	10.37	149	0.000	ppbv
Trichloroethane,_1,1,2-	N/A	N/A	N/A	ppbv
Trichloroethylene	12.11	14411	0.017	ppbv
Trichlorofluoromethane	5.91	427	0.001	ppbv
Trimethylbenzene,_1,2,4-	20.96	22319	0.011	ppbv
Trimethylbenzene,_1,3,5-	N/A	N/A	N/A	ppbv
Trimethylpentane,_2,2,4-	12.13	2291	0.001	ppbv
Vinyl_chloride	N/A	N/A	N/A	ppbv
Xylene,_m_&_p-	17.50	24469	0.005	ppbv
Xylene,_o-	18.19	9362	0.004	ppbv

Quan Results

Sample Name:	3036		
PAL ID:		Data File:	071104
Dilution Factor:	1.00		
Summa ID	3036		
Operator:	DSQ		
Date Rec'd			
Acquisition Date:	07/11/06 16:35:01		
Injection Volume (cc):	500.00		
Low Mass (m/z):	35.00		
High Mass (m/z):	300.00		
Instrument Method:	C:\Xcalibur\methods\TO_15.meth		
Processing Method:	C:\Xcalibur\methods\TO-15,0.5-40ppb_0628pmd		
Calibration File:	C:\Xcalibur\data\2006\June06\0628		
GC/MS ID:	Finnigan TraceGC Ultra/Trace DSQ		

Name	RT	Area	Calculated Amount ppbv
Acetone	N/A	N/A	N/A
Benzene	10.89	104661	0.046
Bromochloromethane_(IS)	9.09	6366459	N/A
Bromodichloromethane	N/A	N/A	N/A
Bromoethene	N/A	N/A	N/A
Bromofluorobenzene_(tune_std)	18.85	18035917	N/A
Bromoform	17.63	1351	0.009
Bromomethane	N/A	N/A	N/A
Butadiene,_1,3-	4.59	1246	0.003
Butyl_Alcohol,_tert	N/A	N/A	N/A
Carbon_disulfide	7.08	5447	0.004
Carbon_tetrachloride	N/A	N/A	N/A
Chlorobenzene	16.65	2845	0.002
Chlorobenzene,_d-5__(IS)	16.66	29279464	N/A
Chloroethane	N/A	N/A	N/A
Chloroform	N/A	N/A	N/A
Chloromethane	N/A	N/A	N/A
Chloropropene,_3-	N/A	N/A	N/A
Chlorotoluene,_2-	19.82	1327	0.009
Cyclohexane	11.18	127135	0.129
Dibromochloromethane	14.97	363	0.000
Dibromoethane,_1,2-	15.28	292	0.000
Dichlorobenzene,_1,2-	21.95	22334	0.014
Dichlorobenzene,_1,3-	21.22	18927	0.011
Dichlorobenzene,_1,4-	N/A	N/A	N/A
Dichlorodifluoromethane	N/A	N/A	N/A
Dichloroethane,_1,1-	N/A	N/A	N/A
Dichloroethane,_1,2-	N/A	N/A	N/A
Dichloroethylene,_1,1-	N/A	N/A	N/A
Dichloroethylene,_cis-1,2-	N/A	N/A	N/A
Dichloroethylene,_trans-1,2-	N/A	N/A	N/A
Dichloropropane,_1,2-	11.85	888	0.001

Dichloropropene,_cis-1,3-	N/A	N/A	N/A
Dichloropropene,_trans-1,3-	N/A	N/A	N/A
Dichlorotetrafluoroethane	4.30	1584	0.001
Difluorobenzene,_1,4-_(IS)	11.28	34997619	N/A
Ethylbenzene	17.27	13396	0.005
Ethyltoluene,_4-	20.12	9594	0.003
Heptane	N/A	N/A	N/A
Hexachlorobutadiene	26.10	70923	0.083
Hexane	9.12	1043	0.001
Methyl_ethyl_ketone	N/A	N/A	N/A
Methyl_isobutyl_ketone	N/A	N/A	N/A
Methylene_chloride	6.76	70597	0.122
Methyl-t-butyl_ether	N/A	N/A	N/A
Styrene	18.09	2748	0.002
Tetrachloroethane,_1,1,2,2-	18.19	6614	0.004
Tetrachloroethylene	15.83	1553	0.002
Toluene	14.37	20469	0.008
Trichloro-1,2,2-trifluoroethane,_1,1,2-	N/A	N/A	N/A
Trichlorobenzene,_1,2,4-	25.36	56073	0.074
Trichloroethane,_1,1,1-	10.37	149	0.000
Trichloroethane,_1,1,2-	N/A	N/A	N/A
Trichloroethylene	12.11	14411	0.017
Trichlorofluoromethane	5.91	427	0.001
Trimethylbenzene,_1,2,4-	20.96	22319	0.011
Trimethylbenzene,_1,3,5-	N/A	N/A	N/A
Trimethylpentane,_2,2,4-	12.13	2291	0.001
Vinyl_chloride	N/A	N/A	N/A
Xylene,_m_&_p-	17.50	24469	0.005
Xylene,_o-	18.19	9362	0.004

PIL CAN

Clean Can Certification

Summa ID 3131

Acquisition Date:	07/20/06 00:31:55	Data File:	071914
Operator:	jls		

Injection Volume (cc):	500.00
Low Mass (m/z):	35.00
High Mass (m/z):	300.00

Instrument Method:	C:\Xcalibur\methods\TO_15.meth
Processing Method:	C:\Xcalibur\methods\TO-15,0.5-40ppb_0718pmd
Calibration File:	C:\Xcalibur\data\2006\July06\0718
GC/MS:	Finnigan TraceGC ultra/Trace DSQ

This canister has been certified clean, all compounds are below 0.2 ppbv.

Certified by:

Quantitation Report (QT Reviewed)

Data Path : C:\MSDCHEM\1\DATA\JUL-06\
Data File : 071914.D
Acq On : 20 Jul 2006 00:31
Operator : .
Sample : .
Misc : .
ALS Vial : 11 Sample Multiplier: 1

Quant Time: Jul 20 10:00:48 2006
Quant Method : C:\MSDCHEM\1\METHODS\PAL0718M.M
Quant Title : TO-15
QLast Update : Thu Jul 20 07:49:50 2006
Response via : Initial Calibration

Internal Standards	R.T.	QIon	Response	Conc	Units	Dev(Min)
1) Bromochloromethane_(IS)	9.16	130	166552	10.00	ppbV	-0.03
25) Difluorobenzene,_1,4-_(IS)	11.34	114	843128	10.00	ppbV	-0.02
40) Chlorobenzene,_d-5__(IS)	16.73	117	724383	10.00	ppbV	-0.01

System Monitoring Compounds

52) Bromofluorobenzene_(tune_s	18.92	95	467614	10.05	ppbV	0.00

Spiked Amount 10.000 Range 75 - 125 Recovery = 100.50%

Target Compounds

	Qvalue

(#) = qualifier out of range (m) = manual integration (+) = signals summed

Quantitation Report (QT Reviewed)

Data Path : C:\MSDCHEM\1\DATA\JUL-06\
Data File : 071914.D
Acq On : 20 Jul 2006 00:31
Operator : .
Sample : .
Misc : .
ALS Vial : 11 Sample Multiplier: 1

Quant Time: Jul 20 10:00:48 2006
Quant Method : C:\MSDCHEM\1\METHODS\PAL0718M.M
Quant Title : TO-15
QLast Update : Thu Jul 20 07:49:50 2006
Response via : Initial Calibration

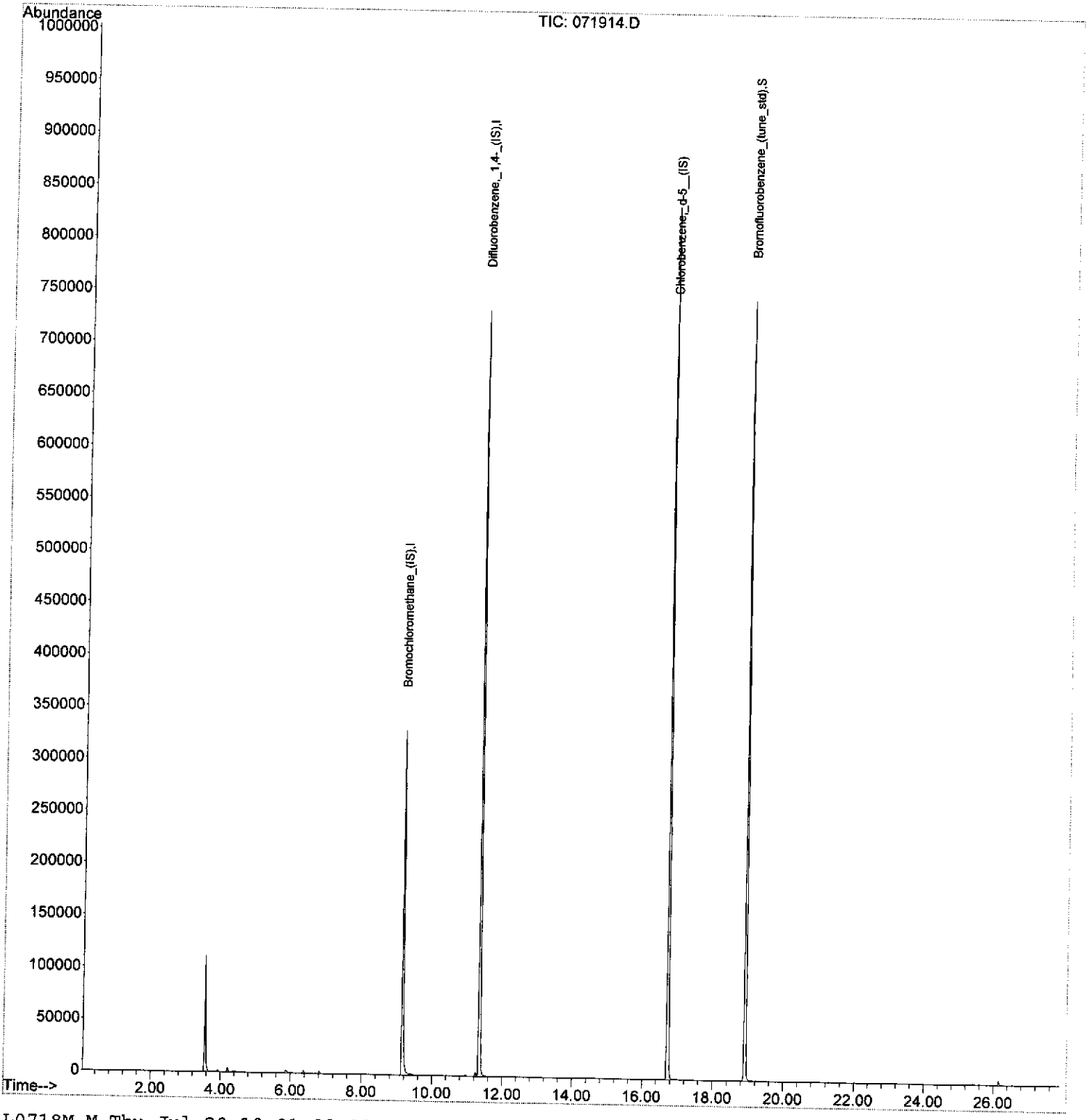

PAL0718M.M Thu Jul 20 10:01:08 2006 S1

DIL CAN

Clean Can Certification

Summa ID 2068

Acquisition Date:	07/31/06 16:56:13	Data File:	073104
Operator:	jls		

Injection Volume (cc):	500.00
Low Mass (m/z):	35.00
High Mass (m/z):	300.00

Instrument Method:	C:\Xcalibur\methods\TO_15.meth
Processing Method:	C:\Xcalibur\methods\TO-15,0.5-40ppb_0726pmd
Calibration File:	C:\Xcalibur\data\2006\July06\0726
GC/MS:	Finnigan TraceGC ultra/Trace DSQ

This canister has been certified clean, all compounds are below 0.2 ppbv.

Certified by:

Quantitation Report (QT Reviewed)

Data Path : C:\MSDChem\1\DATA\Jul-06\
Data File : 073104.D
Acq On : 31 Jul 06 16:56
Operator : .
Sample : 2068.
Misc : .
ALS Vial : 1 Sample Multiplier: 1

Quant Time: Aug 01 08:33:39 2006
Quant Method : C:\MSDCHEM\1\METHODS\PAL0726.M
Quant Title : TO-15
QLast Update : Fri Jul 28 08:59:38 2006
Response via : Initial Calibration

Internal Standards	R.T.	QIon	Response	Conc	Units	Dev(Min)
1) Bromochloromethane_(IS)	9.17	130	44569	10.00	ppbV	-0.02
25) Difluorobenzene,_1,4-_(IS)	11.35	114	243120	10.00	ppbV	-0.02
40) Chlorobenzene,_d-5__(IS)	16.74	117	198242	10.00	ppbV	0.00

System Monitoring Compounds

52) Bromofluorobenzene_(tune_s	18.93	95	127457	10.56	ppbV	0.00

Spiked Amount 10.000 Range 75 - 125 Recovery = 105.60%

Target Compounds Qvalue

(#) = qualifier out of range (m) = manual integration (+) = signals summed

Quantitation Report (QT Reviewed)

Data Path : C:\MSDChem\1\DATA\Jul-06\
Data File : 073104.D
Acq On : 31 Jul 06 16:56
Operator : .
Sample : 2068.
Misc : .
ALS Vial : 1 Sample Multiplier: 1

Quant Time: Aug 01 08:33:39 2006
Quant Method : C:\MSDCHEM\1\METHODS\PAL0726.M
Quant Title : TO-15
QLast Update : Fri Jul 28 08:59:38 2006
Response via : Initial Calibration

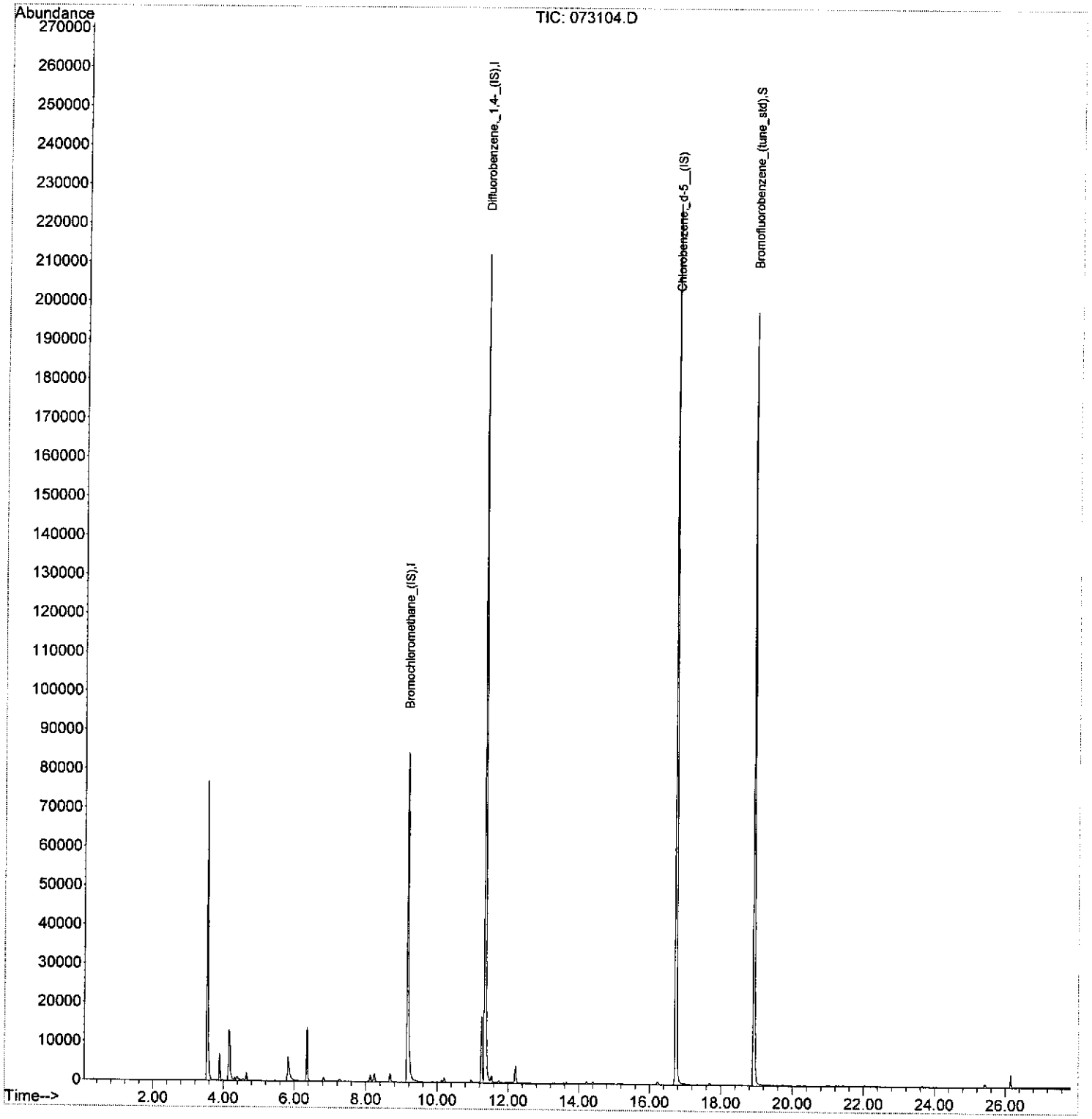

PAL0726.M Tue Aug 01 08:33:56 2006 S1

DIL RAN

Clean Can Certification

Summa ID	3032		
Acquisition Date:	07/31/06 18:41:03	Data File:	073106
Operator:	jls		
Injection Volume (cc):	500.00		
Low Mass (m/z):	35.00		
High Mass (m/z):	300.00		
Instrument Method:	C:\Xcalibur\methods\TO_15.meth		
Processing Method:	C:\Xcalibur\methods\TO-15,0.5-40ppb_0726pmd		
Calibration File:	C:\Xcalibur\data\2006\July06\0726		
GC/MS:	Finnigan TraceGC ultra/Trace DSQ		

This canister has been certified clean, all compounds are below 0.2 ppbv.

Certified by:

Quantitation Report (QT Reviewed)

Data Path : C:\MSDChem\1\DATA\Jul-06\
Data File : 073106.D
Acq On : 31 Jul 06 18:41
Operator : .
Sample : 3032.
Misc : .
ALS Vial : 3 Sample Multiplier: 1

Quant Time: Aug 01 08:35:23 2006
Quant Method : C:\MSDCHEM\1\METHODS\PAL0726.M
Quant Title : TO-15
QLast Update : Fri Jul 28 08:59:38 2006
Response via : Initial Calibration

Internal Standards	R.T.	QIon	Response	Conc	Units	Dev(Min)
1) Bromochloromethane_(IS)	9.17	130	45190	10.00	ppbV	-0.02
25) Difluorobenzene,_1,4-_(IS)	11.36	114	243717	10.00	ppbV	-0.01
40) Chlorobenzene,_d-5__(IS)	16.75	117	202322	10.00	ppbV	0.00

System Monitoring Compounds

52) Bromofluorobenzene_(tune_s	18.93	95	130082	10.56	ppbV	0.01

Spiked Amount 10.000 Range 75 - 125 Recovery = 105.60%

Target Compounds

Qvalue

(#) = qualifier out of range (m) = manual integration (+) = signals summed

Quantitation Report (QT Reviewed)

Data Path : C:\MSDChem\1\DATA\Jul-06\
Data File : 073106.D
Acq On : 31 Jul 06 18:41
Operator : .
Sample : 3032.
Misc : .
ALS Vial : 3 Sample Multiplier: 1

Quant Time: Aug 01 08:35:23 2006
Quant Method : C:\MSDCHEM\1\METHODS\PAL0726.M
Quant Title : TO-15
QLast Update : Fri Jul 28 08:59:38 2006
Response via : Initial Calibration

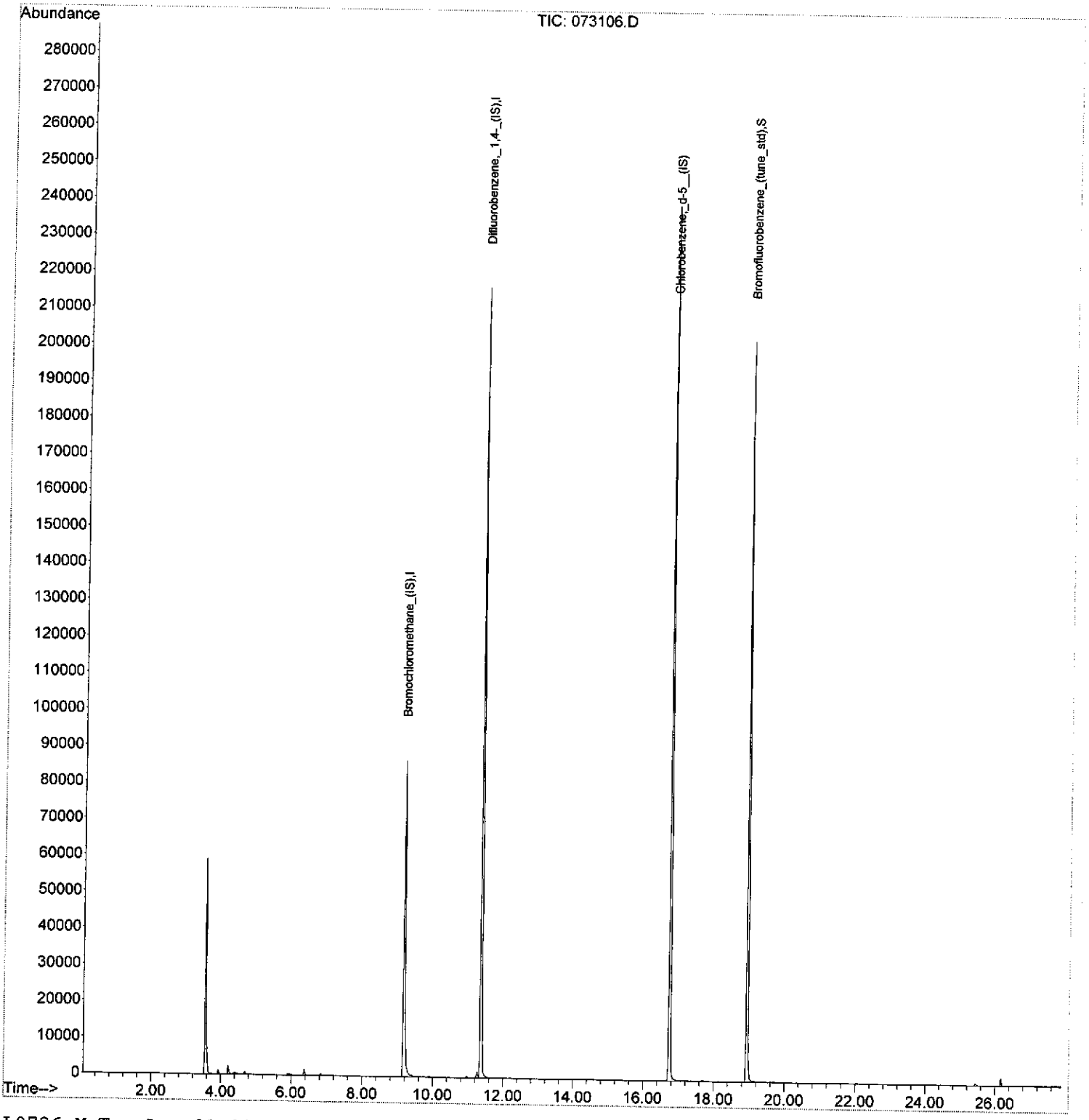

PAL0726.M Tue Aug 01 08:35:51 2006 S1

DIL CAN

Clean Can Certification

Summa ID	2093

Acquisition Date:	07/31/06 19:30:28	Data File:	073107
Operator:	jls		

Injection Volume (cc):	500.00
Low Mass (m/z):	35.00
High Mass (m/z):	300.00

Instrument Method:	C:\Xcalibur\methods\TO_15.meth
Processing Method:	C:\Xcalibur\methods\TO-15,0.5-40ppb_0726pmd
Calibration File:	C:\Xcalibur\data\2006\July06\0726
GC/MS:	Finnigan TraceGC ultra/Trace DSQ

This canister has been certified clean, all compounds are below 0.2 ppbv.

Certified by:

Quantitation Report (QT Reviewed)

Data Path : C:\MSDChem\1\DATA\Jul-06\
Data File : 073107.D
Acq On : 31 Jul 06 19:30
Operator : .
Sample : 2093.
Misc : .
ALS Vial : 4 Sample Multiplier: 1

Quant Time: Aug 01 08:36:12 2006
Quant Method : C:\MSDCHEM\1\METHODS\PAL0726.M
Quant Title : TO-15
QLast Update : Fri Jul 28 08:59:38 2006
Response via : Initial Calibration

Internal Standards	R.T.	QIon	Response	Conc	Units	Dev(Min)
1) Bromochloromethane_(IS)	9.17	130	44682	10.00	ppbV	-0.01
25) Difluorobenzene,_1,4-_(IS)	11.35	114	243488	10.00	ppbV	-0.02
40) Chlorobenzene,_d-5__(IS)	16.74	117	200306	10.00	ppbV	0.00

System Monitoring Compounds

52) Bromofluorobenzene_(tune_s	18.93	95	130131	10.67	ppbV	0.00

Spiked Amount 10.000 Range 75 - 125 Recovery = 106.70%

Target Compounds

Qvalue

(#) = qualifier out of range (m) = manual integration (+) = signals summed

Quantitation Report (QT Reviewed)

Data Path : C:\MSDChem\1\DATA\Jul-06\
Data File : 073107.D
Acq On : 31 Jul 06 19:30
Operator : .
Sample : 2093.
Misc : .
ALS Vial : 4 Sample Multiplier: 1

Quant Time: Aug 01 08:36:12 2006
Quant Method : C:\MSDCHEM\1\METHODS\PAL0726.M
Quant Title : TO-15
QLast Update : Fri Jul 28 08:59:38 2006
Response via : Initial Calibration

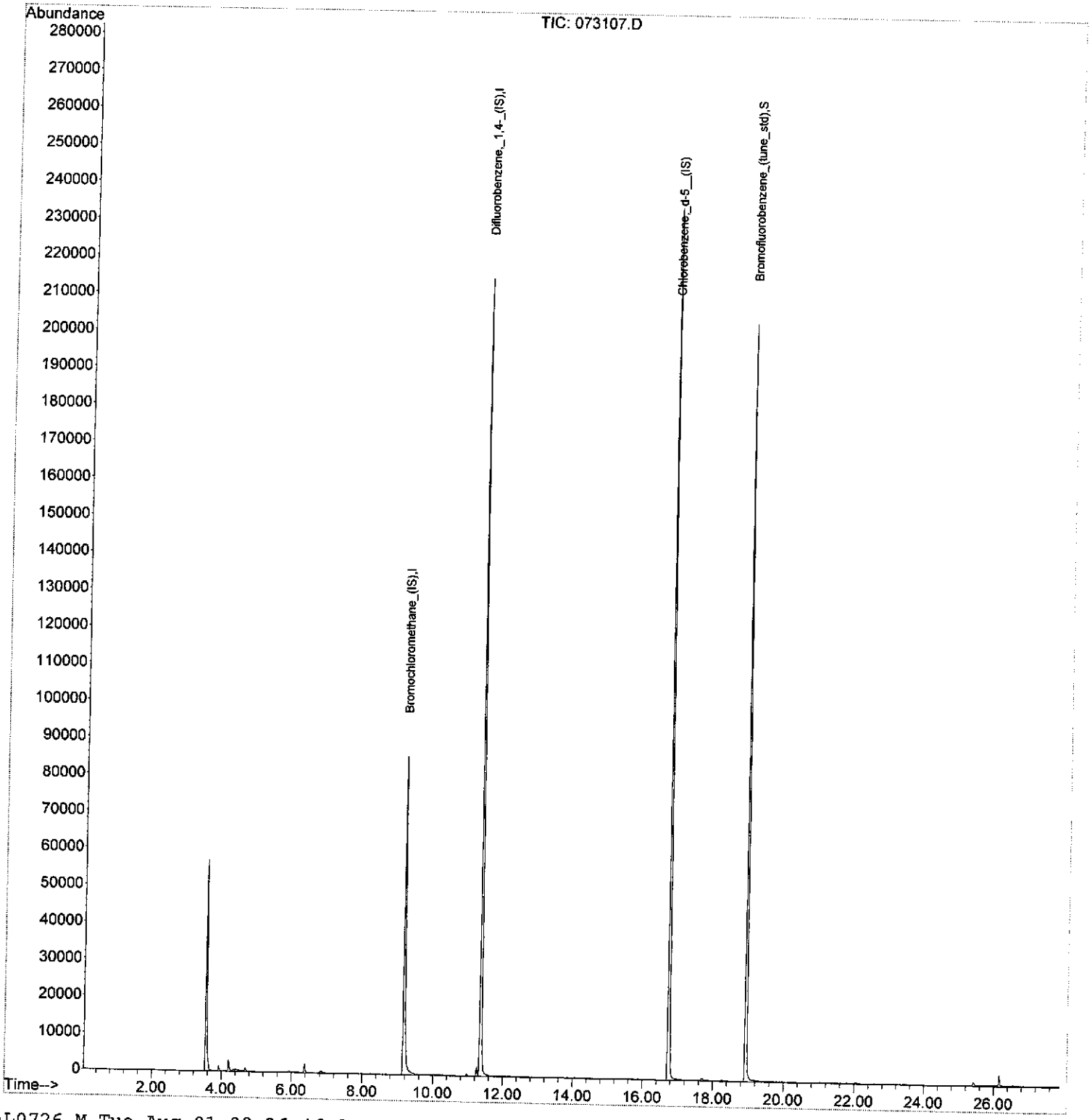

PAL0726.M Tue Aug 01 08:36:46 2006 S1

DIL CAN

Clean Can Certification

Summa ID 3061

Acquisition Date:	08/03/06 02:58:51	Data File:	080218
Operator:	jls		

Injection Volume (cc):	500.00
Low Mass (m/z):	35.00
High Mass (m/z):	300.00

Instrument Method:	C:\Xcalibur\methods\TO_15.meth
Processing Method:	C:\Xcalibur\methods\TO-15,0.5-40ppb_0726pmd
Calibration File:	C:\Xcalibur\data\2006\July06\0726
GC/MS:	Finnigan TraceGC ultra/Trace DSQ

This canister has been certified clean, all compounds are below 0.2 ppbv.

Certified by:

Quantitation Report (QT Reviewed)

Data Path : C:\MSDChem\1\DATA\Aug06\
Data File : 080218.D
Acq On : 03 Aug 2006 02:58
Operator : .
Sample : 3061.
Misc : .
ALS Vial : 14 Sample Multiplier: 1

Quant Time: Aug 03 09:11:33 2006
Quant Method : C:\MSDCHEM\1\METHODS\PAL0726.M
Quant Title : TO-15
QLast Update : Tue Aug 01 10:35:23 2006
Response via : Initial Calibration

Internal Standards	R.T.	QIon	Response	Conc	Units	Dev(Min)
1) Bromochloromethane_(IS)	9.17	130	48691	10.00	ppbV	-0.02
25) Difluorobenzene,_1,4-_(IS)	11.35	114	268561	10.00	ppbV	-0.02
40) Chlorobenzene,_d-5__(IS)	16.74	117	228463	10.00	ppbV	0.00

System Monitoring Compounds

52) Bromofluorobenzene_(tune_s	18.93	95	145134	10.43	ppbV	0.00

Spiked Amount 10.000 Range 75 - 125 Recovery = 104.30%

Target Compounds Qvalue

(#) = qualifier out of range (m) = manual integration (+) = signals summed

Quantitation Report (QT Reviewed)

Data Path : C:\MSDChem\1\DATA\Aug06\
Data File : 080218.D
Acq On : 03 Aug 2006 02:58
Operator : .
Sample : 3061.
Misc : .
ALS Vial : 14 Sample Multiplier: 1

Quant Time: Aug 03 09:11:33 2006
Quant Method : C:\MSDCHEM\1\METHODS\PAL0726.M
Quant Title : TO-15
QLast Update : Tue Aug 01 10:35:23 2006
Response via : Initial Calibration

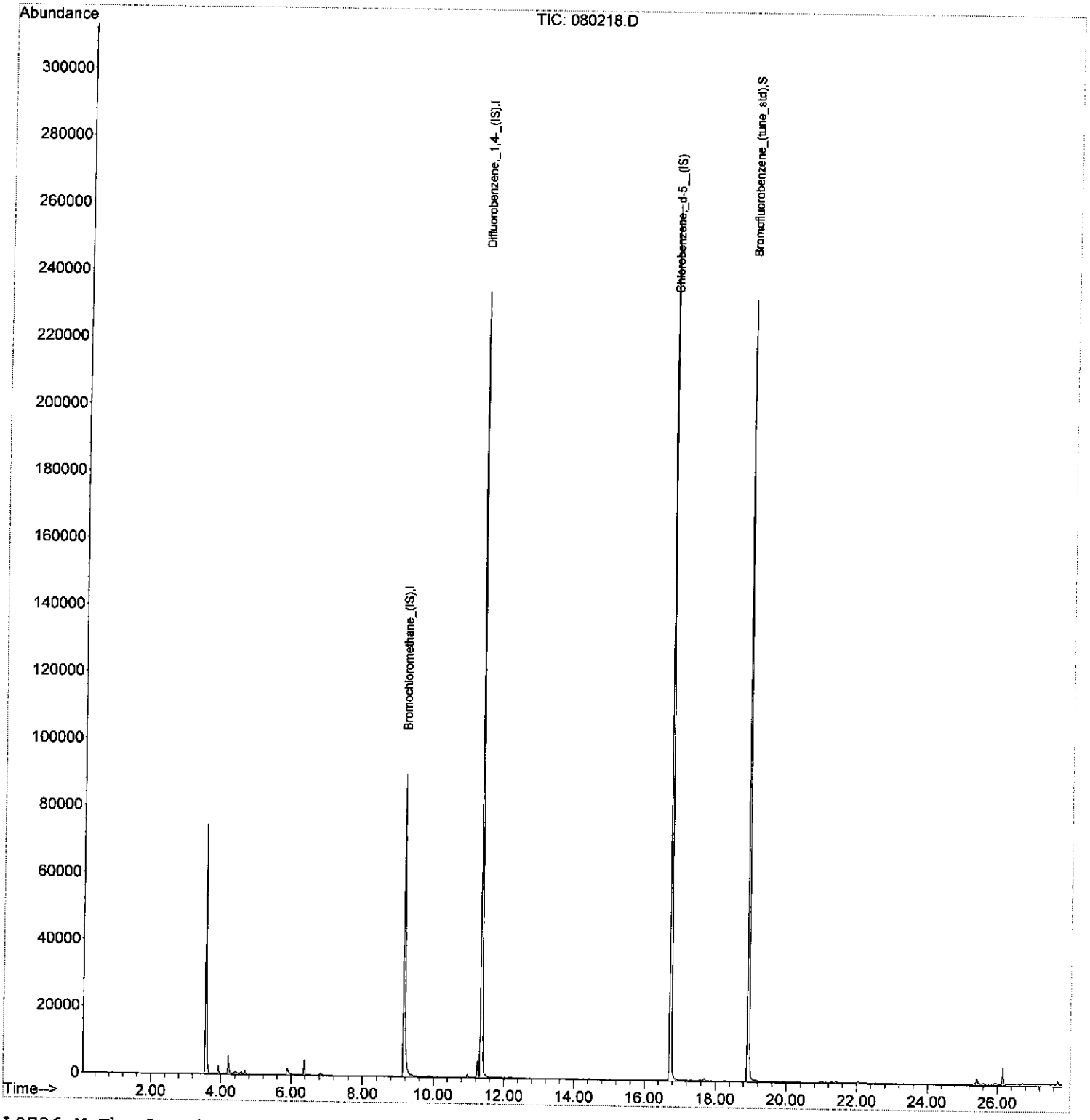

PAL0726.M Thu Aug 03 09:11:51 2006 S1

OIL CAN

Clean Can Certification

Summa ID 3030

Acquisition Date:	08/01/06 13:00:30	Data File:	080101
Operator:	jls		

Injection Volume (cc):	500.00
Low Mass (m/z):	35.00
High Mass (m/z):	300.00

Instrument Method:	C:\Xcalibur\methods\TO_15.meth
Processing Method:	C:\Xcalibur\methods\TO-15,0.5-40ppb_0726pmd
Calibration File:	C:\Xcalibur\data\2006\July06\0726
GC/MS:	Finnigan TraceGC ultra/Trace DSQ

This canister has been certified clean, all compounds are below 0.2 ppbv.

Certified by:

Quantitation Report (QT Reviewed)

Data Path : C:\MSDChem\1\DATA\Aug06\
Data File : 080101.D
Acq On : 01 Aug 06 13:00
Operator : .
Sample : 3030.
Misc : .
ALS Vial : 1 Sample Multiplier: 1

Quant Time: Aug 01 14:08:55 2006
Quant Method : C:\MSDCHEM\1\METHODS\PAL0726.M
Quant Title : TO-15
QLast Update : Tue Aug 01 10:35:23 2006
Response via : Initial Calibration

Internal Standards	R.T.	QIon	Response	Conc	Units	Dev(Min)
1) Bromochloromethane_(IS)	9.16	130	33488	10.00	ppbV	-0.02
25) Difluorobenzene,_1,4-_(IS)	11.35	114	187694	10.00	ppbV	-0.02
40) Chlorobenzene,_d-5__(IS)	16.74	117	160461	10.00	ppbV	0.00
System Monitoring Compounds						
52) Bromofluorobenzene_(tune_s	18.93	95	98796	10.11	ppbV	0.00
Spiked Amount 10.000	Range 75 - 125		Recovery = 101.10%			

Target Compounds

Qvalue

(#) = qualifier out of range (m) = manual integration (+) = signals summed

Quantitation Report (QT Reviewed)

Data Path : C:\MSDChem\1\DATA\Aug06\
Data File : 080101.D
Acq On : 01 Aug 06 13:00
Operator : .
Sample : 3030.
Misc : .
ALS Vial : 1 Sample Multiplier: 1

Quant Time: Aug 01 14:08:55 2006
Quant Method : C:\MSDCHEM\1\METHODS\PAL0726.M
Quant Title : TO-15
QLast Update : Tue Aug 01 10:35:23 2006
Response via : Initial Calibration

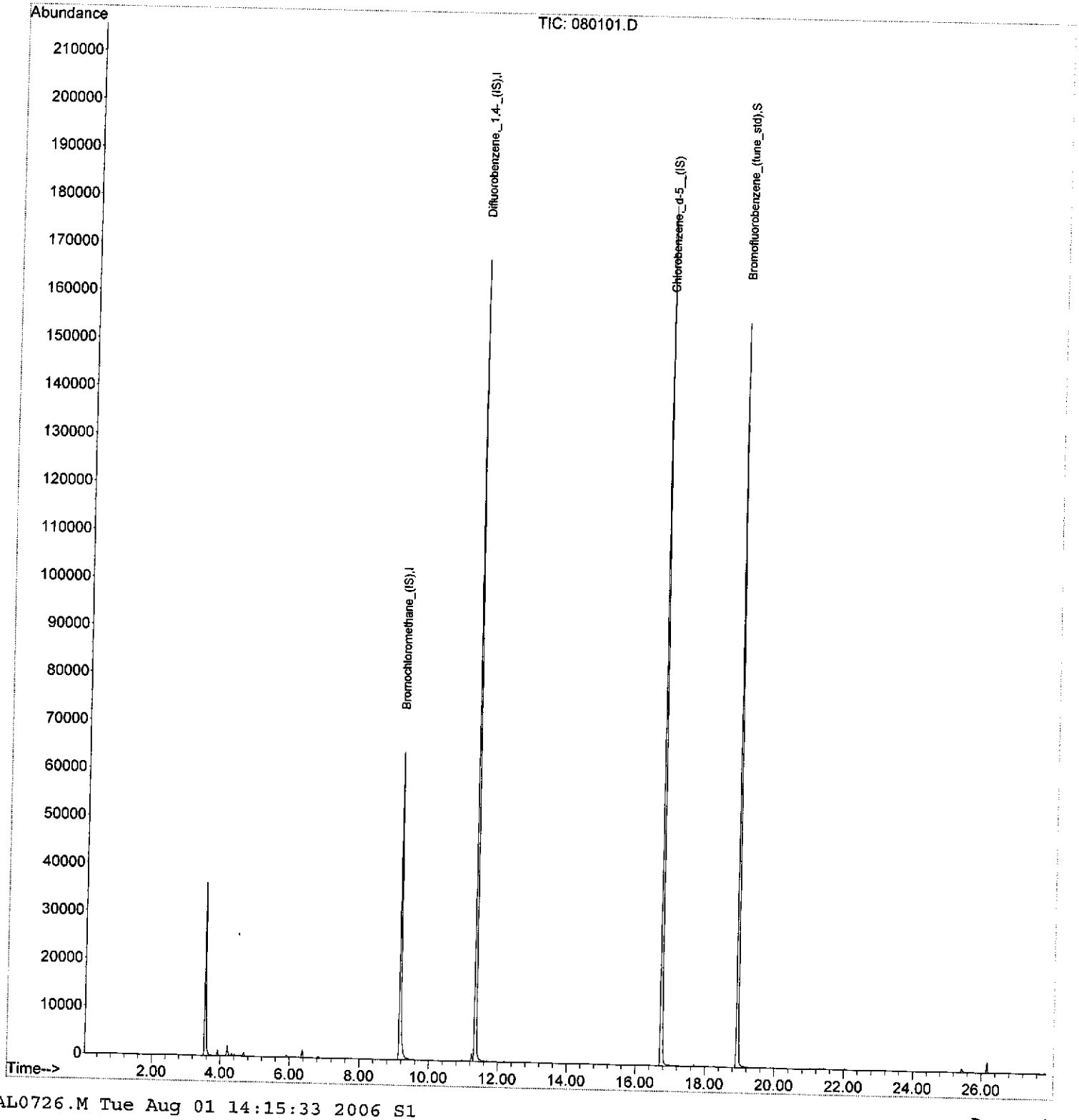

PAL0726.M Tue Aug 01 14:15:33 2006 S1

DIL CAN

Clean Can Certification

Summa ID 2850

Acquisition Date:	08/03/06 07:48:18	Data File:	080224
Operator:	jls		

Injection Volume (cc):	500.00
Low Mass (m/z):	35.00
High Mass (m/z):	300.00

Instrument Method:	C:\Xcalibur\methods\TO_15.meth
Processing Method:	C:\Xcalibur\methods\TO-15,0.5-40ppb_0726pmd
Calibration File:	C:\Xcalibur\data\2006\July06\0726
GC/MS:	Finnigan TraceGC ultra/Trace DSQ

This canister has been certified clean, all compounds are below 0.2 ppbv.

Certified by:

Quantitation Report (QT Reviewed)

Data Path : C:\MSDChem\1\DATA\Aug06\
Data File : 080224.D
Acq On : 03 Aug 2006 07:48
Operator : .
Sample : 2850.
Misc : .
ALS Vial : 20 Sample Multiplier: 1

Quant Time: Aug 03 09:17:16 2006
Quant Method : C:\MSDCHEM\1\METHODS\PAL0726.M
Quant Title : TO-15
QLast Update : Tue Aug 01 10:35:23 2006
Response via : Initial Calibration

Internal Standards	R.T.	QIon	Response	Conc	Units	Dev(Min)
1) Bromochloromethane_(IS)	9.17	130	55306	10.00	ppbV	-0.02
25) Difluorobenzene,_1,4-_(IS)	11.35	114	309215	10.00	ppbV	-0.01
40) Chlorobenzene,_d-5__(IS)	16.74	117	253283	10.00	ppbV	0.00
System Monitoring Compounds						
52) Bromofluorobenzene_(tune_s	18.93	95	164291	10.65	ppbV	0.00
Spiked Amount 10.000	Range 75 - 125		Recovery = 106.50%			

Target Compounds	Qvalue

(#) = qualifier out of range (m) = manual integration (+) = signals summed

Quantitation Report (QT Reviewed)

Data Path : C:\MSDChem\1\DATA\Aug06\
Data File : 080224.D
Acq On : 03 Aug 2006 07:48
Operator : .
Sample : 2850.
Misc : .
ALS Vial : 20 Sample Multiplier: 1

Quant Time: Aug 03 09:17:16 2006
Quant Method : C:\MSDCHEM\1\METHODS\PAL0726.M
Quant Title : TO-15
QLast Update : Tue Aug 01 10:35:23 2006
Response via : Initial Calibration

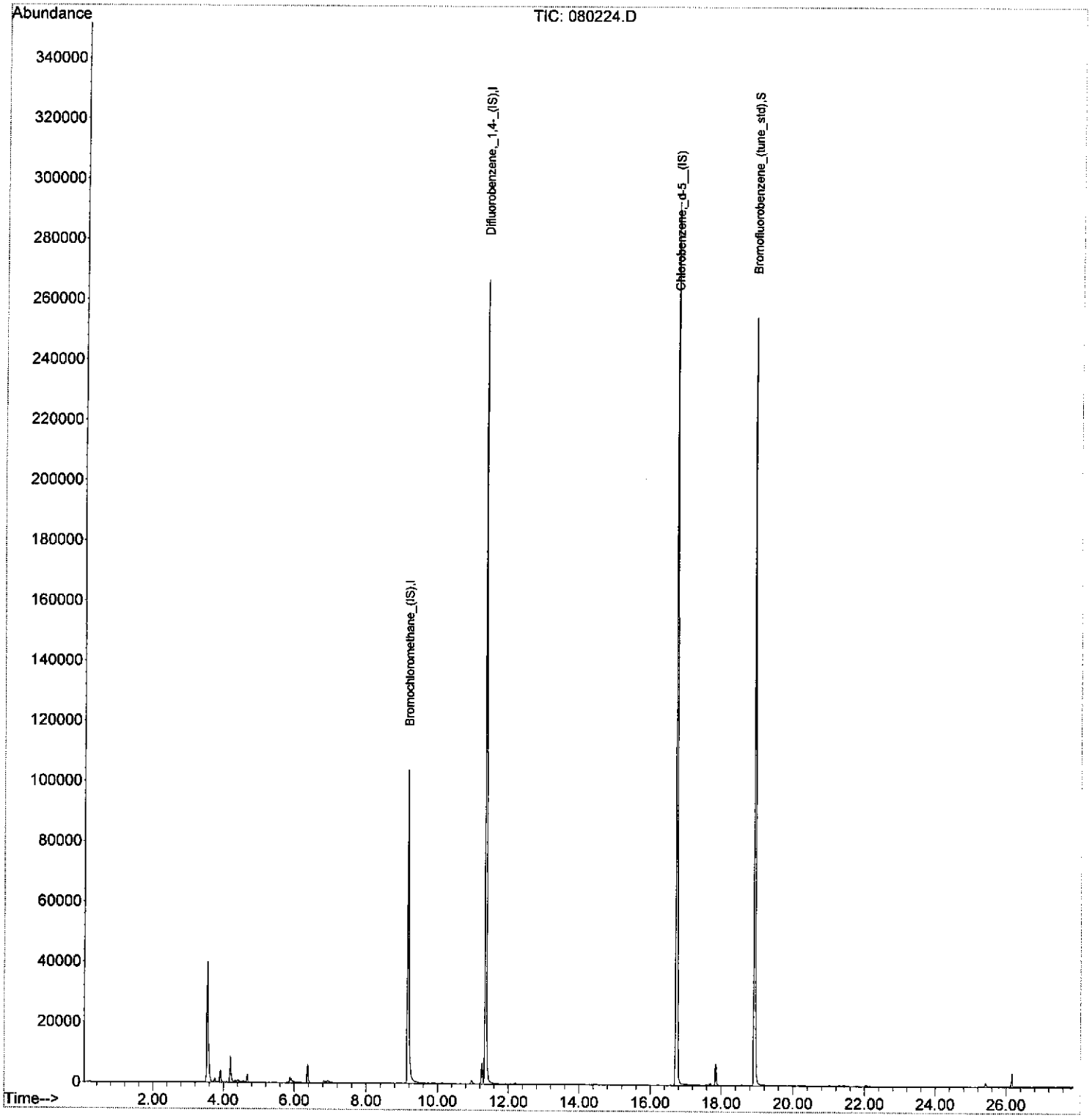

DIL CAN

Clean Can Certification

Summa ID 2851

Acquisition Date:	08/03/06 05:24:08	Data File:	080221
Operator:	jls		

Injection Volume (cc):	500.00
Low Mass (m/z):	35.00
High Mass (m/z):	300.00

Instrument Method:	C:\Xcalibur\methods\TO_15.meth
Processing Method:	C:\Xcalibur\methods\TO-15,0.5-40ppb_0726pmd
Calibration File:	C:\Xcalibur\data\2006\July06\0726
GC/MS:	Finnigan TraceGC ultra/Trace DSQ

This canister has been certified clean, all compounds are below 0.2 ppbv.

Certified by:

Quantitation Report (QT Reviewed)

Data Path : C:\MSDChem\1\DATA\Aug06\
Data File : 080221.D
Acq On : 03 Aug 2006 05:24
Operator : .
Sample : 2851.
Misc : .
ALS Vial : 17 Sample Multiplier: 1

Quant Time: Aug 03 09:12:43 2006
Quant Method : C:\MSDCHEM\1\METHODS\PAL0726.M
Quant Title : TO-15
QLast Update : Tue Aug 01 10:35:23 2006
Response via : Initial Calibration

Internal Standards	R.T.	QIon	Response	Conc	Units	Dev(Min)
1) Bromochloromethane_(IS)	9.17	130	53717	10.00	ppbV	-0.02
25) Difluorobenzene,_1,4-_(IS)	11.34	114	294196	10.00	ppbV	-0.02
40) Chlorobenzene,_d-5__(IS)	16.74	117	246847	10.00	ppbV	0.00

System Monitoring Compounds

52) Bromofluorobenzene_(tune_s	18.92	95	159175	10.59	ppbV	0.00

Spiked Amount 10.000 Range 75 - 125 Recovery = 105.90%

Target Compounds	Qvalue

(#) = qualifier out of range (m) = manual integration (+) = signals summed

Quantitation Report (QT Reviewed)

Data Path : C:\MSDChem\1\DATA\Aug06\
Data File : 080221.D
Acq On : 03 Aug 2006 05:24
Operator : .
Sample : 2851.
Misc : .
ALS Vial : 17 Sample Multiplier: 1

Quant Time: Aug 03 09:12:43 2006
Quant Method : C:\MSDCHEM\1\METHODS\PAL0726.M
Quant Title : TO-15
QLast Update : Tue Aug 01 10:35:23 2006
Response via : Initial Calibration

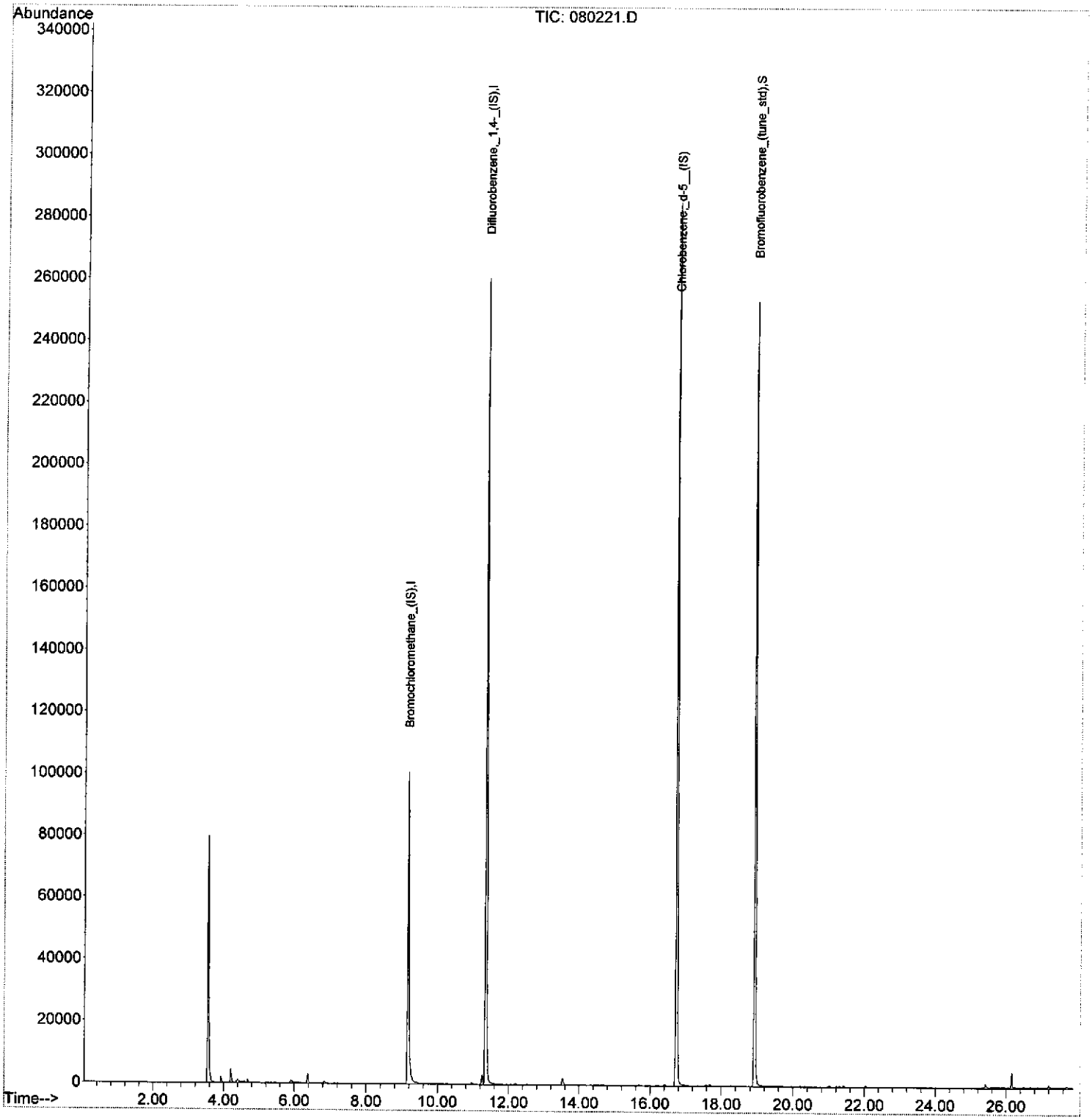

Response Factor Report DSQ.

Method Path : C:\MSDCHEM\1\METHODS\
Method File : PAL0726.M
Title : TO-15
Last Update : Tue Aug 01 10:35:23 2006
Response Via : Initial Calibration

Calibration Files
0.5 =0726std05_060726174740.D 10 =0726std04.D 20 =0726std03.D
30 =0726std02.D 40 =0726std01.D

		Compound	0.5	10	20	30	40	Avg		%RSD
1)	I	Bromochloromethane_(I	----------ISTD----------							
2)		Dichlorodifluoromet	4.978	5.767	5.242	5.051	4.878	5.183		6.81
3)		Chloromethane	2.898	3.276	3.055	2.855	2.527	2.922		9.44
4)		Dichlorotetrafluoro	9.211	8.847	8.336	7.760	7.058	8.242		10.41
5)		Vinyl_chloride	3.902	4.082	4.128	4.031	3.747	3.978		3.88
6)		Butadiene,_1,3-	2.699	3.362	3.198	2.966	2.888	3.022		8.62
7)		Bromomethane	2.587	2.884	2.903	2.851	2.980	2.841		5.26
8)		Chloroethane	1.934	2.229	2.195	2.191	2.090	2.128		5.64
9)		Bromoethene	0.784	1.025	0.998	0.979	0.969	0.951		10.09
10)		Acetone	3.418	4.659	4.411	4.192	4.285	4.193		11.15
11)		Trichlorofluorometh	5.139	5.928	5.459	4.799	4.304	5.126		12.09
12)		Dichloroethylene,_1	4.495	5.544	5.330	5.150	4.589	5.022		9.18
13)		Butyl_Alcohol,_tert	1.470	2.423	2.416	2.402	2.408	2.224		18.96
14)		Methylene_chloride	3.688	4.265	4.142	4.103	3.916	4.023		5.59
15)		Chloropropene,_3-	0.504	0.643	0.585	0.486	0.362	0.516		20.74
16)		Trichloro-1,2,2-tri	6.311	7.450	7.727	7.414	6.430	7.066		9.17
17)		Carbon_disulfide	0.956	1.260	1.241	1.172	0.997	1.125	E1	12.47
18)		Dichloroethylene,_t	4.417	5.649	5.343	5.206	4.781	5.079		9.53
19)		Dichloroethane,_1,1	6.018	7.098	6.675	6.609	6.118	6.504		6.78
20)		Methyl-t-butyl_ethe	0.856	1.061	1.028	0.986	0.867	0.960	E1	9.75
21)		Methyl_ethyl_ketone	6.522	7.796	7.559	7.378	6.330	7.117		9.16
22)		Dichloroethylene,_c	4.333	5.092	5.088	5.041	4.437	4.798		7.91
23)		Hexane	5.862	7.227	6.848	6.707	5.868	6.502		9.41
24)		Chloroform	5.658	6.566	6.390	6.210	5.367	6.038		8.39
25)	I	Difluorobenzene,_1,4-	----------ISTD----------							
26)		Dichloroethane,_1,2	0.638	0.778	0.761	0.755	0.693	0.725		8.05
27)		Trichloroethane,_1,	1.040	1.170	1.192	1.199	1.122	1.144		5.74
28)		Benzene	2.613	2.984	3.015	2.801	2.296	2.742		10.81
29)		Carbon_tetrachlorid	0.928	1.143	1.133	1.135	1.075	1.082		8.38
30)		Cyclohexane	1.478	1.591	1.566	1.578	1.458	1.534		3.99
31)		Dichloropropane,_1,	0.890	1.068	1.074	1.055	1.019	1.021		7.48
32)		Bromodichloromethan	1.256	1.573	1.553	1.532	1.438	1.471		8.88
33)		Trichloroethylene	1.020	1.213	1.265	1.240	1.123	1.172		8.58
34)		Trimethylpentane,_2	1.527	1.847	1.871	1.781	1.519	1.709		10.14
35)		Heptane	1.475	1.743	1.758	1.674	1.368	1.604		10.83
36)		Dichloropropene,_ci	1.264	1.627	1.658	1.639	1.371	1.512		12.02
37)		Methyl_isobutyl_ket	1.157	2.042	1.992	1.924	1.662	1.755		20.80
38)		Dichloropropene,_tr	1.122	1.460	1.491	1.489	1.279	1.368		11.95
39)		Trichloroethane,_1,	0.921	1.101	1.081	1.078	1.006	1.037		7.16
40)		Chlorobenzene,_d-5__(	----------ISTD----------							
41)		Toluene	3.859	4.260	4.316	3.746	3.004	3.837		13.73
42)		Dibromochloromethan	1.290	1.522	1.565	1.473	1.471	1.464		7.17
43)		Dibromoethane,_1,2-	1.459	1.718	1.795	1.701	1.644	1.664		7.60
44)		Tetrachloroethylene	1.260	1.414	1.515	1.448	1.215	1.370		9.32
45)		Chlorobenzene	2.651	3.116	3.131	2.807	2.497	2.841		9.88
46)		Ethylbenzene	4.378	5.172	4.958	4.330	3.278	4.423		16.64

47)		Xylene,_m_&_p-	6.930	8.324	8.039	6.698	5.053	7.009	18.49
48)		Bromoform	0.590	0.770	0.810	0.746	0.683	0.720	11.96
49)		Styrene	2.619	3.175	3.049	2.726	2.175	2.749	14.30
50)		Tetrachloroethane,_	2.239	3.089	3.058	2.558	1.980	2.585	19.00
51)		Xylene,_o-	3.554	4.202	4.163	3.597	2.735	3.650	16.30
52)	S	Bromofluorobenzene_	0.587	0.610	0.621	0.609	0.619	0.609	2.21
53)		Chlorotoluene,_2-	0.261	0.311	0.295	0.268	0.245	0.276	9.62
54)		Ethyltoluene,_4-	4.429	5.343	5.000	4.103	3.148	4.405	19.35
55)		Trimethylbenzene,_1	3.844	4.621	4.331	3.629	2.750	3.835	18.82
56)		Trimethylbenzene,_1	3.535	4.388	4.206	3.546	2.773	3.689	17.35
57)		Dichlorobenzene,_1,	2.163	2.794	2.918	2.485	1.965	2.465	16.41
58)		Dichlorobenzene,_1,	2.248	2.682	2.844	2.437	1.935	2.429	14.74
59)		Dichlorobenzene,_1,	1.946	2.391	2.470	2.157	1.745	2.142	14.11
60)		Trichlorobenzene,_1	1.115	1.619	1.669	1.481	1.185	1.414	17.81
61)		Hexachlorobutadiene	0.666	0.953	0.987	0.875	0.681	0.832	18.10

(#) = Out of Range

Response Factor Report DSQ.

Method Path : C:\MSDCHEM\1\METHODS\
Method File : PAL0726.M
Title : TO-15
Last Update : Tue Aug 01 10:35:23 2006
Response Via : Initial Calibration

Calibration Files
0.5 =0726std05_060726174740.D 10 =0726std04.D 20 =0726std03.D
30 =0726std02.D 40 =0726std01.D

		Compound	0.5	10	20	30	40	Avg		%RSD
1)	I	Bromochloromethane_(I	----------ISTD----------							
2)		Dichlorodifluoromet	4.978	5.767	5.242	5.051	4.878	5.183		6.81
3)		Chloromethane	2.898	3.276	3.055	2.855	2.527	2.922		9.44
4)		Dichlorotetrafluoro	9.211	8.847	8.336	7.760	7.058	8.242		10.41
5)		Vinyl_chloride	3.902	4.082	4.128	4.031	3.747	3.978		3.88
6)		Butadiene,_1,3-	2.699	3.362	3.198	2.966	2.888	3.022		8.62
7)		Bromomethane	2.587	2.884	2.903	2.851	2.980	2.841		5.26
8)		Chloroethane	1.934	2.229	2.195	2.191	2.090	2.128		5.64
9)		Bromoethene	0.784	1.025	0.998	0.979	0.969	0.951		10.09
10)		Acetone	3.418	4.659	4.411	4.192	4.285	4.193		11.15
11)		Trichlorofluorometh	5.139	5.928	5.459	4.799	4.304	5.126		12.09
12)		Dichloroethylene,_1	4.495	5.544	5.330	5.150	4.589	5.022		9.18
13)		Butyl_Alcohol,_tert	1.470	2.423	2.416	2.402	2.408	2.224		18.96
14)		Methylene_chloride	3.688	4.265	4.142	4.103	3.916	4.023		5.59
15)		Chloropropene,_3-	0.504	0.643	0.585	0.486	0.362	0.516		20.74
16)		Trichloro-1,2,2-tri	6.311	7.450	7.727	7.414	6.430	7.066		9.17
17)		Carbon_disulfide	0.956	1.260	1.241	1.172	0.997	1.125	E1	12.47
18)		Dichloroethylene,_t	4.417	5.649	5.343	5.206	4.781	5.079		9.53
19)		Dichloroethane,_1,1	6.018	7.098	6.675	6.609	6.118	6.504		6.78
20)		Methyl-t-butyl_ethe	0.856	1.061	1.028	0.986	0.867	0.960	E1	9.75
21)		Methyl_ethyl_ketone	6.522	7.796	7.559	7.378	6.330	7.117		9.16
22)		Dichloroethylene,_c	4.333	5.092	5.088	5.041	4.437	4.798		7.91
23)		Hexane	5.862	7.227	6.848	6.707	5.868	6.502		9.41
24)		Chloroform	5.658	6.566	6.390	6.210	5.367	6.038		8.39
25)	I	Difluorobenzene,_1,4-	----------ISTD----------							
26)		Dichloroethane,_1,2	0.638	0.778	0.761	0.755	0.693	0.725		8.05
27)		Trichloroethane,_1,	1.040	1.170	1.192	1.199	1.122	1.144		5.74
28)		Benzene	2.613	2.984	3.015	2.801	2.296	2.742		10.81
29)		Carbon_tetrachlorid	0.928	1.143	1.133	1.135	1.075	1.082		8.38
30)		Cyclohexane	1.478	1.591	1.566	1.578	1.458	1.534		3.99
31)		Dichloropropane,_1,	0.890	1.068	1.074	1.055	1.019	1.021		7.48
32)		Bromodichloromethan	1.256	1.573	1.553	1.532	1.438	1.471		8.88
33)		Trichloroethylene	1.020	1.213	1.265	1.240	1.123	1.172		8.58
34)		Trimethylpentane,_2	1.527	1.847	1.871	1.781	1.519	1.709		10.14
35)		Heptane	1.475	1.743	1.758	1.674	1.368	1.604		10.83
36)		Dichloropropene,_ci	1.264	1.627	1.658	1.639	1.371	1.512		12.02
37)		Methyl_isobutyl_ket	1.157	2.042	1.992	1.924	1.662	1.755		20.80
38)		Dichloropropene,_tr	1.122	1.460	1.491	1.489	1.279	1.368		11.95
39)		Trichloroethane,_1,	0.921	1.101	1.081	1.078	1.006	1.037		7.16
40)		Chlorobenzene,_d-5__(	----------ISTD----------							
41)		Toluene	3.859	4.260	4.316	3.746	3.004	3.837		13.73
42)		Dibromochloromethan	1.290	1.522	1.565	1.473	1.471	1.464		7.17
43)		Dibromoethane,_1,2-	1.459	1.718	1.795	1.701	1.644	1.664		7.60
44)		Tetrachloroethylene	1.260	1.414	1.515	1.448	1.215	1.370		9.32
45)		Chlorobenzene	2.651	3.116	3.131	2.807	2.497	2.841		9.88
46)		Ethylbenzene	4.378	5.172	4.958	4.330	3.278	4.423		16.64
47)		Xylene,_m_&_p-	6.930	8.324	8.039	6.698	5.053	7.009		18.49
48)		Bromoform	0.590	0.770	0.810	0.746	0.683	0.720		11.96
49)		Styrene	2.619	3.175	3.049	2.726	2.175	2.749		14.30
50)		Tetrachloroethane,_	2.239	3.089	3.058	2.558	1.980	2.585		19.00
51)		Xylene,_o-	3.554	4.202	4.163	3.597	2.735	3.650		16.30
52)	S	Bromofluorobenzene_	0.587	0.610	0.621	0.609	0.619	0.609		2.21
53)		Chlorotoluene,_2-	0.261	0.311	0.295	0.268	0.245	0.276		9.62

Response Factor Report DSQ.

Method Path : C:\MSDCHEM\1\METHODS\
Method File : PAL0726.M
Title : TO-15
Last Update : Tue Aug 01 10:35:23 2006
Response Via : Initial Calibration

Calibration Files
0.5 =0726std05_060726174740.D 10 =0726std04.D 20 =0726std03.D
30 =0726std02.D 40 =0726std01.D

	Compound	0.5	10	20	30	40	Avg	%RSD
54)	Ethyltoluene,_4-	4.429	5.343	5.000	4.103	3.148	4.405	19.35
55)	Trimethylbenzene,_1	3.844	4.621	4.331	3.629	2.750	3.835	18.82
56)	Trimethylbenzene,_1	3.535	4.388	4.206	3.546	2.773	3.689	17.35
57)	Dichlorobenzene,_1,	2.163	2.794	2.918	2.485	1.965	2.465	16.41
58)	Dichlorobenzene,_1,	2.248	2.682	2.844	2.437	1.935	2.429	14.74
59)	Dichlorobenzene,_1,	1.946	2.391	2.470	2.157	1.745	2.142	14.11
60)	Trichlorobenzene,_1	1.115	1.619	1.669	1.481	1.185	1.414	17.81
61)	Hexachlorobutadiene	0.666	0.953	0.987	0.875	0.681	0.832	18.10

(#) = Out of Range

Quantitation Report (QT Reviewed)

Data Path : C:\MSDChem\1\DATA\Jul-06\
Data File : 0726std01.D
Acq On : 26 Jul 06 13:44
Operator : .
Sample : 40 ppbv Std.
Misc : .
ALS Vial : 1 Sample Multiplier: 1

Quant Time: Jul 27 07:32:10 2006
Quant Method : C:\MSDCHEM\1\METHODS\PAL0726.M
Quant Title : TO-15
QLast Update : Thu Jul 27 07:32:04 2006
Response via : Initial Calibration

Internal Standards	R.T.	QIon	Response	Conc	Units	Dev(Min)
1) Bromochloromethane_(IS)	9.22	130	41621	10.00	ppbV	0.04
25) Difluorobenzene,_1,4-_(IS)	11.38	114	171754	10.00	ppbV	0.00
40) Chlorobenzene,_d-5__(IS)	16.76	117	141979	10.00	ppbV	0.02
System Monitoring Compounds						
52) Bromofluorobenzene_(tune_s	18.93	95	87824	10.14	ppbV	0.01
Spiked Amount 10.000 Range 75 - 125 Recovery = 101.40%						
Target Compounds						Qvalue
2) Dichlorodifluoromethane	3.95	85	812046	33.83	ppbV	100
3) Chloromethane	4.15	50	420697	30.85	ppbV	100
4) Dichlorotetrafluoroethane	4.30	85	1175097	31.91	ppbV	97
5) Vinyl_chloride	4.43	62	623781	36.72	ppbV	100
6) Butadiene,_1,3-	4.59	54	480755	34.36	ppbV	98
7) Bromomethane	4.90	94	496083	41.32	ppbV	99
8) Chloroethane	5.12	64	347878	37.50	ppbV	100
9) Bromoethene	5.51	106	161310	37.82	ppbV	99
10) Acetone	5.84	43	713400	36.79	ppbV	100
11) Trichlorofluoromethane	5.97	101	716597	29.05	ppbV	99
12) Dichloroethylene,_1,1-	6.68	61	763957	33.11	ppbV	98
13) Butyl_Alcohol,_tert	6.83	59	400921	39.75	ppbV	100
14) Methylene_chloride	6.85	49	652030	36.73	ppbV	99
15) Chloropropene,_3-	6.96	76	60258	22.51	ppbV	100
16) Trichloro-1,2,2-trifluoroe	7.10	101	1070551	34.53	ppbV	100
17) Carbon_disulfide	7.13	76	1659920	31.66	ppbV	100
18) Dichloroethylene,_trans-1,	7.85	61	796033	33.86	ppbV	98
19) Dichloroethane,_1,1-	8.09	63	1018566	34.48	ppbV	99
20) Methyl-t-butyl_ether	8.15	73	1443177	32.67	ppbV	99
21) Methyl_ethyl_ketone	8.55	43	1053829	32.48	ppbV	99
22) Dichloroethylene,_cis-1,2-	9.01	61	738662	34.85	ppbV	98
23) Hexane	9.23	57	976904	32.48	ppbV	99
24) Chloroform	9.36	83	893493	32.69	ppbV	100
26) Dichloroethane,_1,2-	10.18	62	476170	35.63	ppbV	100
27) Trichloroethane,_1,1,1-	10.45	97	770727	38.37	ppbV	98
28) Benzene	10.98	78	1577699	30.79	ppbV	99
29) Carbon_tetrachloride	11.14	117	738262	37.62	ppbV	98
30) Cyclohexane	11.28	56	1001798	36.66	ppbV	98
31) Dichloropropane,_1,2-	11.93	63	700264	38.19	ppbV	100
32) Bromodichloromethane	12.15	83	987886	36.56	ppbV	100
33) Trichloroethylene	12.20	130	771581	37.03	ppbV	98
34) Trimethylpentane,_2,2,4-	12.23	57	1043305	32.88	ppbV	99
35) Heptane	12.54	43	939584	31.38	ppbV	97
36) Dichloropropene,_cis-1,3-	13.23	75	941733	33.70	ppbV	98
37) Methyl_isobutyl_ketone	13.27	43	1141818	32.56	ppbV	98
38) Dichloropropene,_trans-1,3	13.88	75	878587	35.04	ppbV	100
39) Trichloroethane,_1,1,2-	14.09	97	691090	36.55	ppbV	99
41) Toluene	14.44	91	1706084	28.21	ppbV	99
42) Dibromochloromethane	14.98	129	835466	38.66	ppbV	99
43) Dibromoethane,_1,2-	15.31	107	933406	38.26	ppbV	100
44) Tetrachloroethylene	15.90	166	690071	34.36	ppbV	100
45) Chlorobenzene	16.82	112	1418278	32.06	ppbV	98
46) Ethylbenzene	17.33	91	1861848	25.36	ppbV	98

Quantitation Report (QT Reviewed)

Data Path : C:\MSDChem\1\DATA\Jul-06\
Data File : 0726std01.D
Acq On : 26 Jul 06 13:44
Operator : .
Sample : 40 ppbv Std.
Misc : .
ALS Vial : 1 Sample Multiplier: 1

Quant Time: Jul 27 07:32:10 2006
Quant Method : C:\MSDCHEM\1\METHODS\PAL0726.M
Quant Title : TO-15
QLast Update : Thu Jul 27 07:32:04 2006
Response via : Initial Calibration

Internal Standards	R.T.	QIon	Response	Conc Units	Dev(Min)
47) Xylene,_m_&_p-	17.61	91	2869531	24.28 ppbV	98
48) Bromoform	17.71	171	387623	35.46 ppbV	99
49) Styrene	18.11	104	1235239	27.41 ppbV	99
50) Tetrachloroethane,_1,1,2,2	18.27	83	1124214	25.63 ppbV	98
51) Xylene,_o-	18.28	91	1553323	26.04 ppbV	99
53) Chlorotoluene,_2-	19.88	91	139252	31.53 ppbV	100
54) Ethyltoluene,_4-	20.20	105	1787947	23.57 ppbV	98
55) Trimethylbenzene,_1,3,5-	20.34	105	1561833	23.81 ppbV	99
56) Trimethylbenzene,_1,2,4-	21.04	105	1575014	25.28 ppbV	99
57) Dichlorobenzene,_1,3-	21.31	146	1116235	28.14 ppbV	100
58) Dichlorobenzene,_1,4-	21.43	146	1099026	28.87 ppbV	99
59) Dichlorobenzene,_1,2-	22.04	146	991091	29.19 ppbV	100
60) Trichlorobenzene,_1,2,4-	25.40	180	673230	29.28 ppbV	100
61) Hexachlorobutadiene	26.17	225	386834	28.59 ppbV	99

(#) = qualifier out of range (m) = manual integration (+) = signals summed

Quantitation Report (QT Reviewed)

Data Path : C:\MSDChem\1\DATA\Jul-06\
Data File : 0726std01.D
Acq On : 26 Jul 06 13:44
Operator : .
Sample : 40 ppbv Std.
Misc : .
ALS Vial : 1 Sample Multiplier: 1

Quant Time: Jul 27 07:32:10 2006
Quant Method : C:\MSDCHEM\1\METHODS\PAL0726.M
Quant Title : TO-15
QLast Update : Thu Jul 27 07:32:04 2006
Response via : Initial Calibration

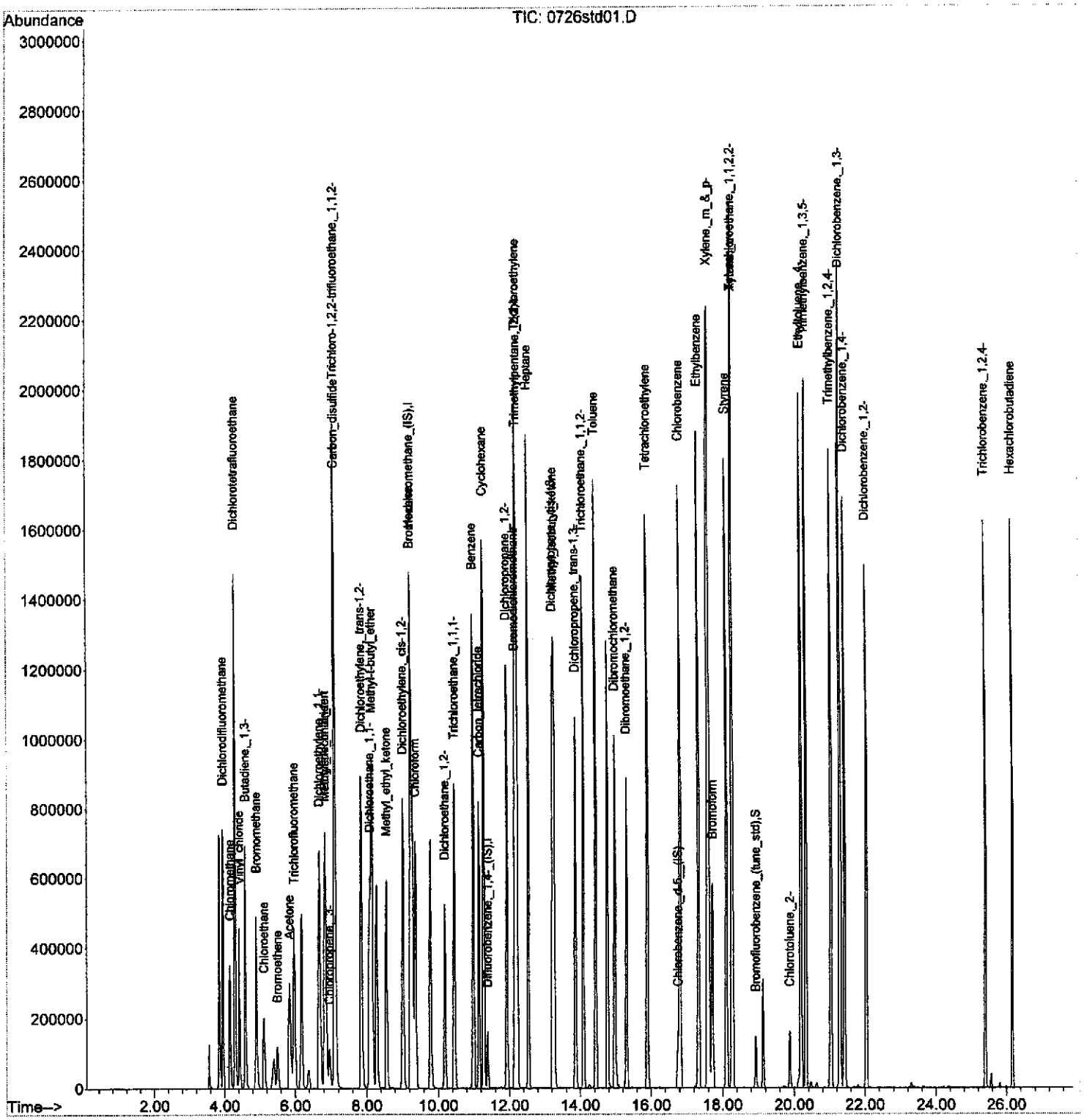

0603

Quantitation Report (QT Reviewed)

Data Path : C:\MSDChem\1\DATA\Jul-06\
Data File : 0726std02.D
Acq On : 26 Jul 06 14:56
Operator : .
Sample : 30 ppbv Std.
Misc : .
ALS Vial : 2 Sample Multiplier: 1

Quant Time: Jul 27 07:33:19 2006
Quant Method : C:\MSDCHEM\1\METHODS\PAL0726.M
Quant Title : TO-15
QLast Update : Thu Jul 27 07:33:02 2006
Response via : Initial Calibration

Internal Standards	R.T.	QIon	Response	Conc Units	Dev(Min)
1) Bromochloromethane_(IS)	9.21	130	25030	10.00 ppbV	0.02
25) Difluorobenzene,_1,4-_(IS)	11.37	114	113330	10.00 ppbV	0.00
40) Chlorobenzene,_d-5__(IS)	16.74	117	101197	10.00 ppbV	0.00

System Monitoring Compounds

52) Bromofluorobenzene_(tune_s	18.93	95	61610	9.91 ppbV	0.00

Spiked Amount 10.000 Range 75 - 125 Recovery = 99.10%

Target Compounds					Qvalue
2) Dichlorodifluoromethane	3.94	85	379278	28.47 ppbV	99
3) Chloromethane	4.14	50	214386	29.52 ppbV	100
4) Dichlorotetrafluoroethane	4.28	85	582695	29.27 ppbV	100
5) Vinyl_chloride	4.40	62	302668	30.89 ppbV	100
6) Butadiene,_1,3-	4.57	54	222721	28.48 ppbV	98
7) Bromomethane	4.89	94	214106	29.17 ppbV	98
8) Chloroethane	5.10	64	164511	30.44 ppbV	100
9) Bromoethene	5.49	106	73515	29.46 ppbV	98
10) Acetone	5.82	43	314798	28.12 ppbV	99
11) Trichlorofluoromethane	5.95	101	360370	28.14 ppbV	98
12) Dichloroethylene,_1,1-	6.67	61	386748	30.50 ppbV	100
13) Butyl_Alcohol,_tert	6.82	59	180392	29.83 ppbV	100
14) Methylene_chloride	6.83	49	308063	30.09 ppbV	98
15) Chloropropene,_3-	6.95	76	36465	28.99 ppbV	100
16) Trichloro-1,2,2-trifluoroe	7.09	101	556710	32.05 ppbV	99
17) Carbon_disulfide	7.11	76	879839	31.15 ppbV	100
18) Dichloroethylene,_trans-1,	7.84	61	390887	29.94 ppbV	100
19) Dichloroethane,_1,1-	8.07	63	496238	30.00 ppbV	100
20) Methyl-t-butyl_ether	8.14	73	740583	30.69 ppbV	100
21) Methyl_ethyl_ketone	8.54	43	554001	31.34 ppbV	100
22) Dichloroethylene,_cis-1,2-	9.01	61	378540	31.74 ppbV	100
23) Hexane	9.22	57	503622	30.73 ppbV	98
24) Chloroform	9.35	83	466272	31.22 ppbV	100
26) Dichloroethane,_1,2-	10.18	62	256583	30.78 ppbV	100
27) Trichloroethane,_1,1,1-	10.44	97	407608	31.39 ppbV	99
28) Benzene	10.97	78	952270	31.83 ppbV	99
29) Carbon_tetrachloride	11.13	117	385805	30.71 ppbV	98
30) Cyclohexane	11.27	56	536337	31.04 ppbV	100
31) Dichloropropane,_1,2-	11.92	63	358693	30.33 ppbV	100
32) Bromodichloromethane	12.15	83	520988	30.53 ppbV	99
33) Trichloroethylene	12.19	130	421450	31.84 ppbV	98
34) Trimethylpentane,_2,2,4-	12.23	57	605596	31.75 ppbV	99
35) Heptane	12.54	43	569262	32.29 ppbV	99
36) Dichloropropene,_cis-1,3-	13.22	75	557369	32.81 ppbV	99
37) Methyl_isobutyl_ketone	13.26	43	654207	31.17 ppbV	100
38) Dichloropropene,_trans-1,3	13.87	75	506321	32.63 ppbV	99
39) Trichloroethane,_1,1,2-	14.09	97	366595	30.71 ppbV	98
41) Toluene	14.44	91	1137354	30.94 ppbV	98
42) Dibromochloromethane	14.97	129	447039	29.52 ppbV	98
43) Dibromoethane,_1,2-	15.30	107	516532	30.37 ppbV	100
44) Tetrachloroethylene	15.90	166	439616	33.04 ppbV	97
45) Chlorobenzene	16.81	112	852127	30.00 ppbV	99
46) Ethylbenzene	17.33	91	1314670	30.75 ppbV	99

Quantitation Report (QT Reviewed)

Data Path : C:\MSDChem\1\DATA\Jul-06\
Data File : 0726std02.D
Acq On : 26 Jul 06 14:56
Operator : .
Sample : 30 ppbv Std.
Misc : .
ALS Vial : 2 Sample Multiplier: 1

Quant Time: Jul 27 07:33:19 2006
Quant Method : C:\MSDCHEM\1\METHODS\PAL0726.M
Quant Title : TO-15
QLast Update : Thu Jul 27 07:33:02 2006
Response via : Initial Calibration

Internal Standards	R.T.	QIon	Response	Conc Units	Dev(Min)
47) Xylene,_m_&_p-	17.60	91	2033590	30.05 ppbV	99
48) Bromoform	17.71	171	226357	30.80 ppbV	98
49) Styrene	18.11	104	827511	30.57 ppbV	98
50) Tetrachloroethane,_1,1,2,2	18.26	83	776596	30.28 ppbV	99
51) Xylene,_o-	18.27	91	1092038	31.11 ppbV	100
53) Chlorotoluene,_2-	19.88	91	81252	28.87 ppbV	100
54) Ethyltoluene,_4-	20.20	105	1245713	28.99 ppbV	100
55) Trimethylbenzene,_1,3,5-	20.33	105	1101782	29.54 ppbV	99
56) Trimethylbenzene,_1,2,4-	21.03	105	1076385	29.71 ppbV	99
57) Dichlorobenzene,_1,3-	21.30	146	754460	31.33 ppbV	100
58) Dichlorobenzene,_1,4-	21.42	146	739918	31.67 ppbV	98
59) Dichlorobenzene,_1,2-	22.02	146	654897	31.29 ppbV	100
60) Trichlorobenzene,_1,2,4-	25.40	180	449660	31.68 ppbV	99
61) Hexachlorobutadiene	26.16	225	265546	32.12 ppbV	99

(#) = qualifier out of range (m) = manual integration (+) = signals summed

Quantitation Report (QT Reviewed)

Data Path : C:\MSDChem\1\DATA\Jul-06\
Data File : 0726std02.D
Acq On : 26 Jul 06 14:56
Operator : .
Sample : 30 ppbv Std.
Misc : .
ALS Vial : 2 Sample Multiplier: 1

Quant Time: Jul 27 07:33:19 2006
Quant Method : C:\MSDCHEM\1\METHODS\PAL0726.M
Quant Title : TO-15
QLast Update : Thu Jul 27 07:33:02 2006
Response via : Initial Calibration

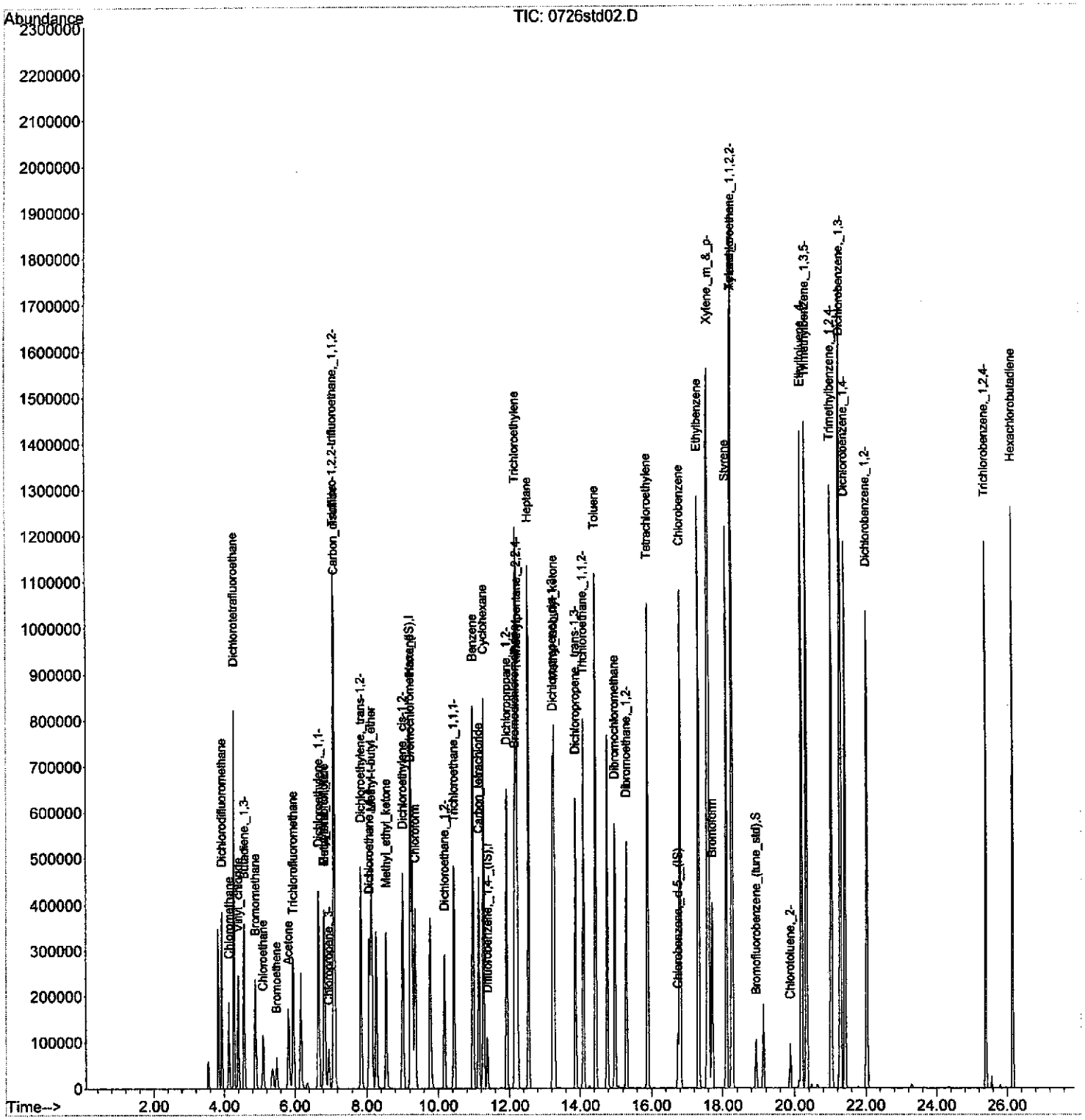

Quantitation Report (QT Reviewed)

Data Path : C:\MSDChem\1\DATA\Jul-06\
Data File : 0726std03.D
Acq On : 26 Jul 06 15:39
Operator : .
Sample : 20 ppbv Std.
Misc : .
ALS Vial : 3 Sample Multiplier: 1

Quant Time: Jul 27 07:34:26 2006
Quant Method : C:\MSDCHEM\1\METHODS\PAL0726.M
Quant Title : TO-15
QLast Update : Thu Jul 27 07:34:11 2006
Response via : Initial Calibration

Internal Standards	R.T.	QIon	Response	Conc	Units	Dev(Min)
1) Bromochloromethane_(IS)	9.20	130	22277	10.00	ppbV	0.02
25) Difluorobenzene,_1,4-_(IS)	11.38	114	103517	10.00	ppbV	0.00
40) Chlorobenzene,_d-5__(IS)	16.74	117	88970	10.00	ppbV	0.00
System Monitoring Compounds						
52) Bromofluorobenzene_(tune_s	18.93	95	55244	10.14	ppbV	0.00
Spiked Amount 10.000	Range	75 - 125	Recovery	=	101.40%	
Target Compounds						Qvalue
2) Dichlorodifluoromethane	3.95	85	233541	20.04	ppbV	100
3) Chloromethane	4.15	50	136106	21.17	ppbV	100
4) Dichlorotetrafluoroethane	4.29	85	371411	21.14	ppbV	100
5) Vinyl_chloride	4.41	62	183906	20.88	ppbV	100
6) Butadiene,_1,3-	4.58	54	142475	20.82	ppbV	98
7) Bromomethane	4.89	94	129351	19.99	ppbV	98
8) Chloroethane	5.11	64	97789	20.23	ppbV	100
9) Bromoethene	5.49	106	44481	20.15	ppbV	98
10) Acetone	5.82	43	196523	20.15	ppbV	99
11) Trichlorofluoromethane	5.96	101	243212	21.79	ppbV	99
12) Dichloroethylene,_1,1-	6.67	61	237476	20.92	ppbV	100
13) Butyl_Alcohol,_tert	6.81	59	107658	20.04	ppbV	100
14) Methylene_chloride	6.83	49	184553	20.23	ppbV	99
15) Chloropropene,_3-	6.95	76	26081	23.56	ppbV	100
16) Trichloro-1,2,2-trifluoroe	7.10	101	344249	21.77	ppbV	97
17) Carbon_disulfide	7.12	76	552860	21.72	ppbV	100
18) Dichloroethylene,_trans-1,	7.85	61	238047	20.50	ppbV	100
19) Dichloroethane,_1,1-	8.08	63	297409	20.20	ppbV	100
20) Methyl-t-butyl_ether	8.14	73	457854	21.16	ppbV	100
21) Methyl_ethyl_ketone	8.54	43	336797	21.09	ppbV	100
22) Dichloroethylene,_cis-1,2-	9.00	61	226708	20.95	ppbV	100
23) Hexane	9.22	57	305089	20.75	ppbV	98
24) Chloroform	9.35	83	284716	21.13	ppbV	99
26) Dichloroethane,_1,2-	10.17	62	157607	20.52	ppbV	99
27) Trichloroethane,_1,1,1-	10.44	97	246763	20.49	ppbV	98
28) Benzene	10.97	78	624172	22.38	ppbV	98
29) Carbon_tetrachloride	11.13	117	234534	20.28	ppbV	99
30) Cyclohexane	11.27	56	324174	20.31	ppbV	100
31) Dichloropropane,_1,2-	11.92	63	222364	20.51	ppbV	100
32) Bromodichloromethane	12.15	83	321519	20.51	ppbV	99
33) Trichloroethylene	12.19	130	261966	21.23	ppbV	98
34) Trimethylpentane,_2,2,4-	12.22	57	387367	21.81	ppbV	98
35) Heptane	12.54	43	364050	22.05	ppbV	100
36) Dichloropropene,_cis-1,3-	13.22	75	343323	21.46	ppbV	99
37) Methyl_isobutyl_ketone	13.26	43	412338	21.23	ppbV	100
38) Dichloropropene,_trans-1,3	13.86	75	308714	21.16	ppbV	100
39) Trichloroethane,_1,1,2-	14.09	97	223741	20.36	ppbV	99
41) Toluene	14.43	91	767906	23.52	ppbV	96
42) Dibromochloromethane	14.97	129	278483	21.03	ppbV	100
43) Dibromoethane,_1,2-	15.30	107	319452	21.27	ppbV	100
44) Tetrachloroethylene	15.89	166	269570	22.29	ppbV	97
45) Chlorobenzene	16.80	112	557111	22.31	ppbV	99
46) Ethylbenzene	17.32	91	882144	23.27	ppbV	98

Quantitation Report (QT Reviewed)

Data Path : C:\MSDChem\1\DATA\Jul-06\
Data File : 0726std03.D
Acq On : 26 Jul 06 15:39
Operator : .
Sample : 20 ppbv Std.
Misc : .
ALS Vial : 3 Sample Multiplier: 1

Quant Time: Jul 27 07:34:26 2006
Quant Method : C:\MSDCHEM\1\METHODS\PAL0726.M
Quant Title : TO-15
QLast Update : Thu Jul 27 07:34:11 2006
Response via : Initial Calibration

Internal Standards	R.T.	QIon	Response	Conc	Units	Dev(Min)
47) Xylene,_m_&_p-	17.59	91	1430396	24.03	ppbV	98
48) Bromoform	17.70	171	144096	22.10	ppbV	98
49) Styrene	18.11	104	542499	22.65	ppbV	97
50) Tetrachloroethane,_1,1,2,2	18.25	83	544109	24.06	ppbV	100
51) Xylene,_o-	18.27	91	740688	23.71	ppbV	99
53) Chlorotoluene,_2-	19.88	91	52492	21.48	ppbV	100
54) Ethyltoluene,_4-	20.19	105	889753	23.82	ppbV	99
55) Trimethylbenzene,_1,3,5-	20.33	105	770743	23.63	ppbV	97
56) Trimethylbenzene,_1,2,4-	21.03	105	748366	23.57	ppbV	99
57) Dichlorobenzene,_1,3-	21.29	146	519317	24.17	ppbV	100
58) Dichlorobenzene,_1,4-	21.41	146	506142	24.19	ppbV	98
59) Dichlorobenzene,_1,2-	22.02	146	439461	23.54	ppbV	99
60) Trichlorobenzene,_1,2,4-	25.40	180	297004	23.37	ppbV	98
61) Hexachlorobutadiene	26.16	225	175659	23.61	ppbV	99

(#) = qualifier out of range (m) = manual integration (+) = signals summed

Quantitation Report (QT Reviewed)

Data Path : C:\MSDChem\1\DATA\Jul-06\
Data File : 0726std03.D
Acq On : 26 Jul 06 15:39
Operator : .
Sample : 20 ppbv Std.
Misc : .
ALS Vial : 3 Sample Multiplier: 1

Quant Time: Jul 27 07:34:26 2006
Quant Method : C:\MSDCHEM\1\METHODS\PAL0726.M
Quant Title : TO-15
QLast Update : Thu Jul 27 07:34:11 2006
Response via : Initial Calibration

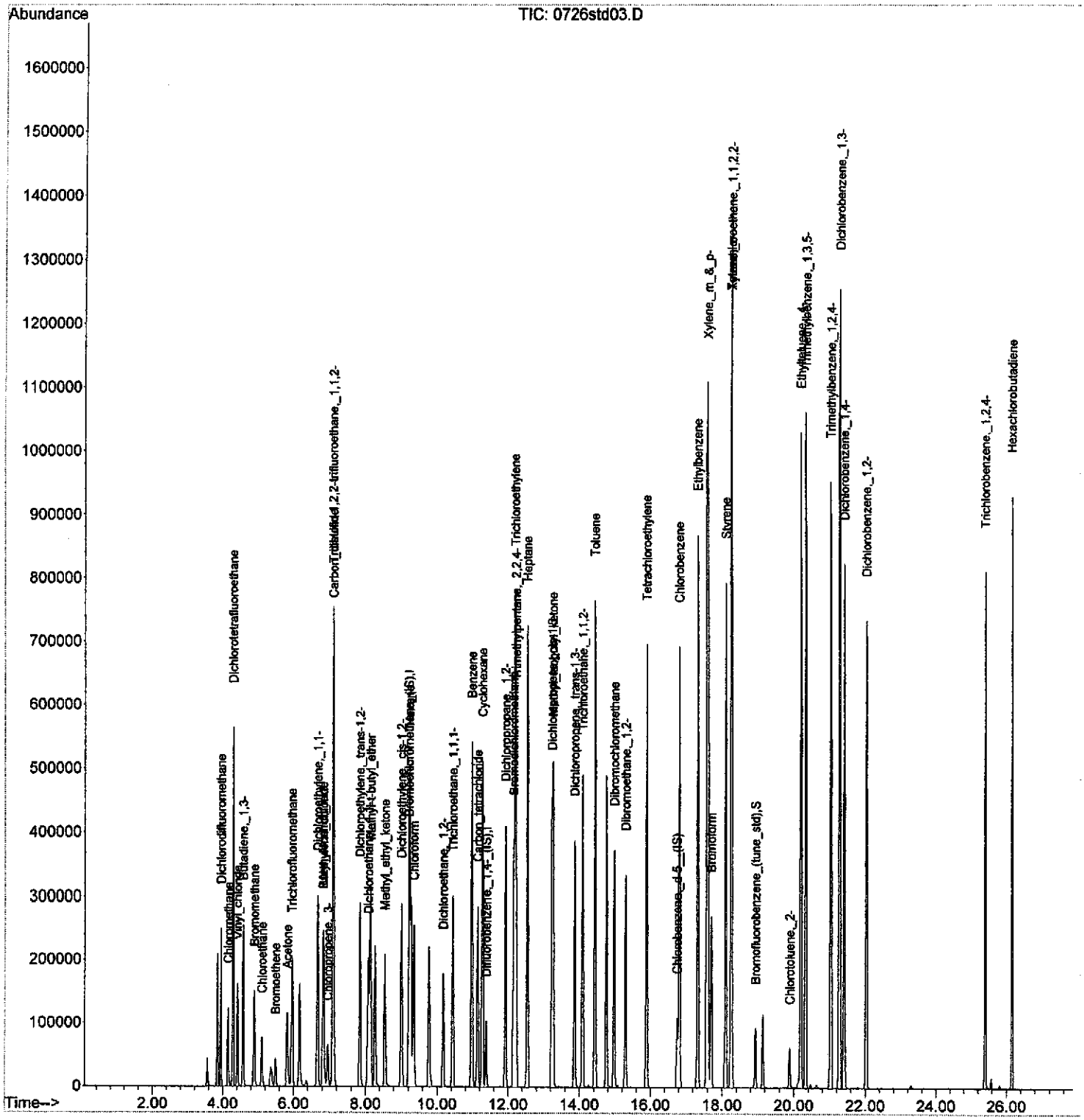

Quantitation Report (QT Reviewed)

Data Path : C:\MSDChem\1\DATA\Jul-06\
Data File : 0726std04.D
Acq On : 26 Jul 06 16:21
Operator : .
Sample : 10 ppbv Std.
Misc : .
ALS Vial : 4 Sample Multiplier: 1

Quant Time: Jul 27 07:28:23 2006
Quant Method : C:\MSDCHEM\1\METHODS\PAL0726.M
Quant Title : TO-15
QLast Update : Thu Jul 20 11:17:10 2006
Response via : Initial Calibration

Internal Standards	R.T.	QIon	Response	Conc	Units	Dev(Min)
1) Bromochloromethane_(IS)	9.19	130	21165	10.00	ppbV	0.00
25) Difluorobenzene,_1,4-_(IS)	11.37	114	101174	10.00	ppbV	0.00
40) Chlorobenzene,_d-5__(IS)	16.74	117	91501	10.00	ppbV	0.00
System Monitoring Compounds						
52) Bromofluorobenzene_(tune_s	18.92	95	55834	9.50	ppbV	0.00
Spiked Amount 10.000 Range 75 - 125 Recovery = 95.00%						
Target Compounds						Qvalue
2) Dichlorodifluoromethane	3.95	85	122066	33.03	ppbV	100
3) Chloromethane	4.15	50	69338	32.09	ppbV	100
4) Dichlorotetrafluoroethane	4.29	85	187249	31.85	ppbV	100
5) Vinyl_chloride	4.41	62	86385	29.28	ppbV	100
6) Butadiene,_1,3-	4.57	54	71150	31.89	ppbV	99
7) Bromomethane	4.89	94	61050	28.68	ppbV	99
8) Chloroethane	5.10	64	47170	30.20	ppbV	100
9) Bromoethene	5.49	106	21692	26.24	ppbV	98
10) Acetone	5.81	43	98603	30.83	ppbV	98
11) Trichlorofluoromethane	5.95	101	125458	32.76	ppbV	99
12) Dichloroethylene,_1,1-	6.66	61	117344	32.65	ppbV	99
13) Butyl_Alcohol,_tert	6.80	59	51289	27.90	ppbV	100
14) Methylene_chloride	6.81	49	90275	30.76	ppbV	99
15) Chloropropene,_3-	6.94	76	13614	30.74	ppbV	100
16) Trichloro-1,2,2-trifluoroe	7.09	101	157678	30.28	ppbV	99
17) Carbon_disulfide	7.11	76	266596	32.84	ppbV	100
18) Dichloroethylene,_trans-1,	7.84	61	119564	32.51	ppbV	100
19) Dichloroethane,_1,1-	8.07	63	150230	32.05	ppbV	100
20) Methyl-t-butyl_ether	8.13	73	224601	32.79	ppbV	100
21) Methyl_ethyl_ketone	8.53	43	165008	31.56	ppbV	100
22) Dichloroethylene,_cis-1,2-	9.00	61	107773	31.05	ppbV	100
23) Hexane	9.22	57	152959	32.73	ppbV	98
24) Chloroform	9.34	83	138979	31.81	ppbV	100
26) Dichloroethane,_1,2-	10.16	62	78734	32.07	ppbV	99
27) Trichloroethane,_1,1,1-	10.43	97	118332	30.71	ppbV	98
28) Benzene	10.97	78	301872	33.05	ppbV	98
29) Carbon_tetrachloride	11.13	117	115607	31.73	ppbV	98
30) Cyclohexane	11.26	56	160977	31.29	ppbV	100
31) Dichloropropane,_1,2-	11.91	63	108023	32.52	ppbV	100
32) Bromodichloromethane	12.14	83	159168	32.82	ppbV	99
33) Trichloroethylene	12.18	130	122736	29.24	ppbV	97
34) Trimethylpentane,_2,2,4-	12.21	57	186895	29.28	ppbV	99
35) Heptane	12.52	43	176378	33.17	ppbV	100
36) Dichloropropene,_cis-1,3-	13.22	75	164615	33.54	ppbV	99
37) Methyl_isobutyl_ketone	13.25	43	206575	36.08	ppbV	100
38) Dichloropropene,_trans-1,3	13.86	75	147708	32.87	ppbV	100
39) Trichloroethane,_1,1,2-	14.08	97	111372	32.09	ppbV	96
41) Toluene	14.42	91	389823	35.23	ppbV	96
42) Dibromochloromethane	14.97	129	139265	31.49	ppbV	99
43) Dibromoethane,_1,2-	15.28	107	157215	31.52	ppbV	98
44) Tetrachloroethylene	15.89	166	129425	30.64	ppbV	96
45) Chlorobenzene	16.80	112	285122	33.65	ppbV	99
46) Ethylbenzene	17.32	91	473220	37.18	ppbV	97

Quantitation Report (QT Reviewed)

Data Path : C:\MSDChem\1\DATA\Jul-06\
Data File : 0726std04.D
Acq On : 26 Jul 06 16:21
Operator : .
Sample : 10 ppbv Std.
Misc : .
ALS Vial : 4 Sample Multiplier: 1

Quant Time: Jul 27 07:28:23 2006
Quant Method : C:\MSDCHEM\1\METHODS\PAL0726.M
Quant Title : TO-15
QLast Update : Thu Jul 20 11:17:10 2006
Response via : Initial Calibration

Internal Standards	R.T.	QIon	Response	Conc Units	Dev(Min)
47) Xylene,_m_&_p-	17.59	91	761612	38.00 ppbV	97
48) Bromoform	17.68	171	70453	34.53 ppbV	97
49) Styrene	18.09	104	290481	35.39 ppbV	97
50) Tetrachloroethane,_1,1,2,2	18.24	83	282688	39.13 ppbV	100
51) Xylene,_o-	18.25	91	384460	36.08 ppbV	99
53) Chlorotoluene,_2-	19.88	91	28463	27.85 ppbV	100
54) Ethyltoluene,_4-	20.18	105	488916	38.63 ppbV #	96
55) Trimethylbenzene,_1,3,5-	20.31	105	422794	37.82 ppbV	96
56) Trimethylbenzene,_1,2,4-	21.01	105	401475	36.83 ppbV	97
57) Dichlorobenzene,_1,3-	21.27	146	255639	34.85 ppbV	99
58) Dichlorobenzene,_1,4-	21.40	146	245373	33.97 ppbV	100
59) Dichlorobenzene,_1,2-	22.02	146	218817	33.93 ppbV	99
60) Trichlorobenzene,_1,2,4-	25.39	180	148182	35.23 ppbV	97
61) Hexachlorobutadiene	26.15	225	87195	34.78 ppbV	100

(#) = qualifier out of range (m) = manual integration (+) = signals summed

Quantitation Report (QT Reviewed)

Data Path : C:\MSDChem\1\DATA\Jul-06\
Data File : 0726std04.D
Acq On : 26 Jul 06 16:21
Operator : .
Sample : 10 ppbv Std.
Misc : .
ALS Vial : 4 Sample Multiplier: 1

Quant Time: Jul 27 07:28:23 2006
Quant Method : C:\MSDCHEM\1\METHODS\PAL0726.M
Quant Title : TO-15
QLast Update : Thu Jul 20 11:17:10 2006
Response via : Initial Calibration

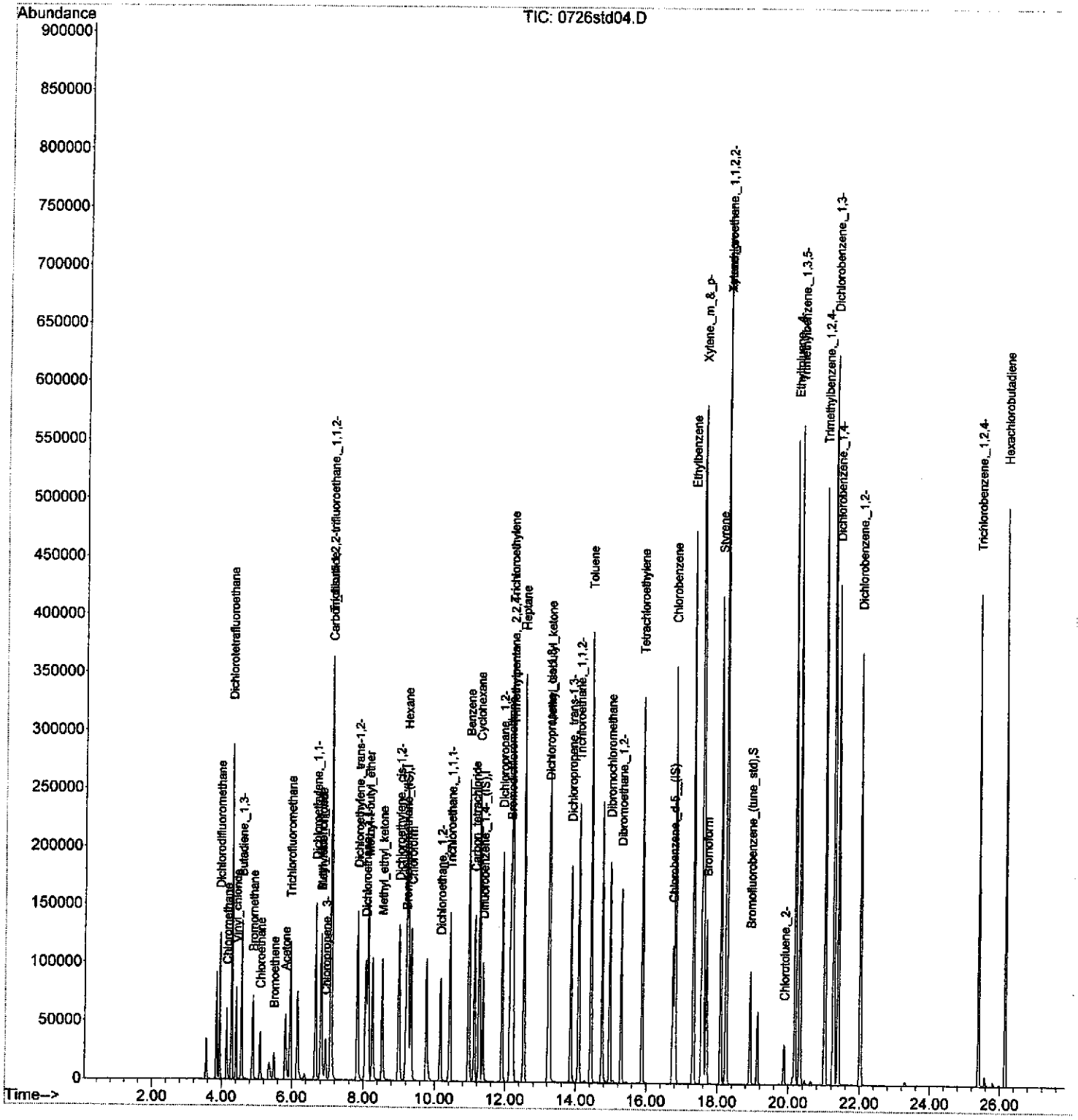

PAL0726.M Tue Sep 12 12:11:51 2006 S1

Quantitation Report (QT Reviewed)

Data Path : C:\MSDChem\1\DATA\Jul-06\
Data File : 0726std05_060726174740.D
Acq On : 26 Jul 06 17:47
Operator : .
Sample : 0.5 ppbv Std.
Misc : .
ALS Vial : 6 Sample Multiplier: 1

Quant Time: Jul 27 08:56:37 2006
Quant Method : C:\MSDCHEM\1\METHODS\PAL0726.M
Quant Title : TO-15
QLast Update : Thu Jul 27 07:37:15 2006
Response via : Initial Calibration

Internal Standards	R.T.	QIon	Response	Conc	Units	Dev(Min)
1) Bromochloromethane_(IS)	9.15	130	33309	10.00	ppbV	-0.03
25) Difluorobenzene,_1,4-_(IS)	11.35	114	155588	10.00	ppbV	-0.02
40) Chlorobenzene,_d-5__(IS)	16.73	117	133664	10.00	ppbV	0.00
System Monitoring Compounds						
52) Bromofluorobenzene_(tune_s	18.92	95	78452	9.60	ppbV	0.00
Spiked Amount 10.000	Range	75 - 125	Recovery	=	96.00%	
Target Compounds						Qvalue
4) Dichlorotetrafluoroethane	4.29	85	15340	0.52	ppbV	100
47) Xylene,_m_&_p-	17.55	91	46316	0.51	ppbV	98

(#) = qualifier out of range (m) = manual integration (+) = signals summed

Quantitation Report (QT Reviewed)

Data Path : C:\MSDChem\1\DATA\Jul-06\
Data File : 0726std05_060726174740.D
Acq On : 26 Jul 06 17:47
Operator : .
Sample : 0.5 ppbv Std.
Misc : .
ALS Vial : 6 Sample Multiplier: 1

Quant Time: Jul 27 08:56:37 2006
Quant Method : C:\MSDCHEM\1\METHODS\PAL0726.M
Quant Title : TO-15
QLast Update : Thu Jul 27 07:37:15 2006
Response via : Initial Calibration

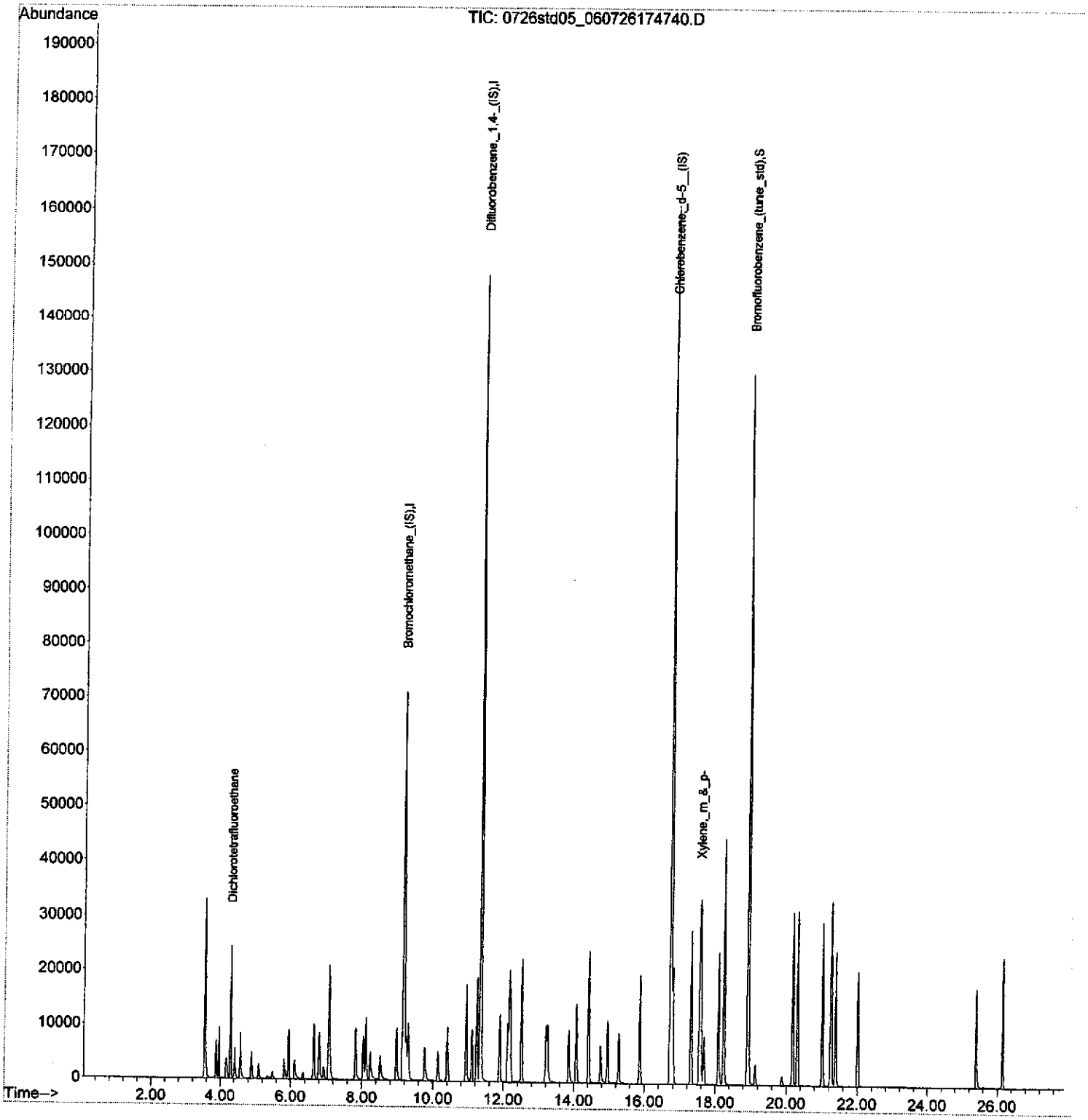

PAL0726.M Tue Sep 12 12:12:36 2006 S1

Evaluate Continuing Calibration Report

Data Path : C:\MSDChem\1\DATA\Aug06\
Data File : 0802dcs.D
Acq On : 02 Aug 2006 08:22
Operator : .
Sample : 10 ppbv DCS.
Misc : .
ALS Vial : 1 Sample Multiplier: 1

Quant Time: Aug 02 09:19:03 2006
Quant Method : C:\MSDCHEM\1\METHODS\PAL0726.M
Quant Title : TO-15
QLast Update : Wed Aug 02 09:18:56 2006
Response via : Initial Calibration

Runs with this DCS	Data Files
BFB tune	0802bfb
10 ppbv Laboratory Control Spike	0802lcs01
10 ppbv Laboratory Control Spike	0802lcs02
Method Blank	0802blk
Sample 60419-01x100	080217
Sample 60419-02x100	080220
Sample 60419-03x1	080208
Sample 60419-03x25	080207
Sample 60419-05x1	080204
Sample 60419-05x25	080203
Sample 60419-05x100	080206
Sample 60419-06x1000	080223
Sample 60419-08x1	080202
Sample 60419-08x25	080201
Sample 60419-09x1	080211
Sample 60419-09x25	080210
Sample 60419-15x1	080214
Sample 60419-15x25	080213

Min. RRF : 0.000 Min. Rel. Area : 0% Max. R.T. Dev 0.50min
Max. RRF Dev : 30% Max. Rel. Area : 500%

		Compound	AvgRF	CCRF	%Dev	Area%	Dev(min)
1	I	Bromochloromethane_(IS)	1.000	1.000	0.0	215	0.01
2		Dichlorodifluoromethane	5.183	6.070	-17.1	226	0.00
3		Chloromethane	2.922	3.366	-15.2	221	0.00
4		Dichlorotetrafluoroethane	8.242	10.088	-22.4	245	0.00
5		Vinyl_chloride	3.978	4.888	-22.9	257	0.00
6		Butadiene,_1,3-	3.022	3.861	-27.8	247	0.00
7		Bromomethane	2.841	3.419	-20.3	255	0.00
8		Chloroethane	2.128	2.602	-22.3	251	0.00
9		Bromoethene	0.951	1.137	-19.6	238	0.00
10		Acetone	4.193	5.230	-24.7	241	0.00
11		Trichlorofluoromethane	5.126	6.183	-20.6	224	0.00
12		Dichloroethylene,_1,1-	5.022	5.874	-17.0	228	0.00
13		Butyl_Alcohol,_tert	2.224	2.718	-22.2	241	-0.01
14		Methylene_chloride	4.023	4.429	-10.1	223	0.00
15		Chloropropene,_3-	0.516	0.669	-29.7	224	0.00
16		Trichloro-1,2,2-trifluoroet	7.066	8.384	-18.7	242	0.00
17		Carbon_disulfide	11.250	13.044	-15.9	223	0.00
18		Dichloroethylene,_trans-1,2	5.079	5.760	-13.4	219	0.00
19		Dichloroethane,_1,1-	6.504	7.765	-19.4	235	0.00
20		Methyl-t-butyl_ether	9.596	11.302	-17.8	229	0.00
21		Methyl_ethyl_ketone	7.117	8.549	-20.1	236	0.00
22		Dichloroethylene,_cis-1,2-	4.798	5.340	-11.3	225	0.00
23		Hexane	6.502	6.786	-4.4	202	0.00
24		Chloroform	6.038	7.363	-21.9	241	0.00
25	I	Difluorobenzene,_1,4-_(IS)	1.000	1.000	0.0	241	0.00
26		Dichloroethane,_1,2-	0.725	0.716	1.2	222	0.00
27		Trichloroethane,_1,1,1-	1.144	1.200	-4.9	247	0.00
28		Benzene	2.742	2.707	1.3	219	0.00
29		Carbon_tetrachloride	1.082	1.093	-1.0	231	0.00
30		Cyclohexane	1.534	1.405	8.4	213	0.00
31		Dichloropropane,_1,2-	1.021	0.929	9.0	210	0.00
32		Bromodichloromethane	1.471	1.504	-2.2	231	0.00
33		Trichloroethylene	1.172	1.159	1.1	230	0.00
34		Trimethylpentane,_2,2,4-	1.709	1.599	6.4	209	0.00
35		Heptane	1.604	1.505	6.2	208	0.00
36		Dichloropropene,_cis-1,3-	1.512	1.472	2.6	218	0.01
37		Methyl_isobutyl_ketone	1.755	1.809	-3.1	214	0.01
38		Dichloropropene,_trans-1,3-	1.368	1.350	1.3	223	0.00
39		Trichloroethane,_1,1,2-	1.037	0.996	4.0	218	0.00
40		Chlorobenzene,_d-5__(IS)	1.000	1.000	0.0	223	0.01
41		Toluene	3.837	4.096	-6.8	215	0.00
42		Dibromochloromethane	1.464	1.615	-10.3	237	0.01
43		Dibromoethane,_1,2-	1.664	1.799	-8.1	234	0.02
44		Tetrachloroethylene	1.370	1.450	-5.8	229	0.00
45		Chlorobenzene	2.841	2.911	-2.5	209	0.01
46		Ethylbenzene	4.423	4.640	-4.9	200	0.02

Evaluate Continuing Calibration Report

Runs with this DCS	Data Files
BFB tune	0802bfb
10 ppbv Laboratory Control Spike	0802lcs01
10 ppbv Laboratory Control Spike	0802lcs02
Method Blank	0802blk
Sample 60419-01x100	080217
Sample 60419-02x100	080220
Sample 60419-03x1	080208
Sample 60419-03x25	080207
Sample 60419-05x1	080204
Sample 60419-05x25	080203
Sample 60419-05x100	080206
Sample 60419-06x1000	080223
Sample 60419-08x1	080202
Sample 60419-08x25	080201
Sample 60419-09x1	080211
Sample 60419-09x25	080210
Sample 60419-15x1	080214
Sample 60419-15x25	080213

Data Path : C:\MSDChem\1\DATA\Aug06\
Data File : 0802dcs.D
Acq On : 02 Aug 2006 08:22
Operator : .
Sample : 10 ppbv DCS.
Misc : .
ALS Vial : 1 Sample Multiplier: 1

Quant Time: Aug 02 09:19:03 2006
Quant Method : C:\MSDCHEM\1\METHODS\PAL0726.M
Quant Title : TO-15
QLast Update : Wed Aug 02 09:18:56 2006
Response via : Initial Calibration

Min. RRF : 0.000 Min. Rel. Area : 0% Max. R.T. Dev 0.50min
Max. RRF Dev : 30% Max. Rel. Area : 500%

		Compound	AvgRF	CCRF	%Dev	Area%	Dev(min)
47		Xylene,_m_&_p-	7.009	7.435	-6.1	200	0.00
48		Bromoform	0.720	0.723	-0.4	210	0.01
49		Styrene	2.749	2.930	-6.6	206	0.01
50		Tetrachloroethane,_1,1,2,2-	2.585	2.751	-6.4	199	0.01
51		Xylene,_o-	3.650	3.834	-5.0	204	0.02
52	S	Bromofluorobenzene_(tune_st	0.609	0.631	-3.6	231	0.01
53		Chlorotoluene,_2-	0.276	0.290	-5.1	208	0.00
54		Ethyltoluene,_4-	4.405	4.977	-13.0	208	0.02
55		Trimethylbenzene,_1,3,5-	3.835	4.380	-14.2	212	0.01
56		Trimethylbenzene,_1,2,4-	3.689	4.202	-13.9	214	0.02
57		Dichlorobenzene,_1,3-	2.465	2.596	-5.3	208	0.02
58		Dichlorobenzene,_1,4-	2.429	2.562	-5.5	213	0.01
59		Dichlorobenzene,_1,2-	2.142	2.291	-7.0	214	0.02
60		Trichlorobenzene,_1,2,4-	1.414	1.447	-2.3	200	0.01
61		Hexachlorobutadiene	0.832	0.832	0.0	195	0.01

(#) = Out of Range SPCC's out = 0 CCC's out = 0

Quantitation Report (QT Reviewed)

Data Path : P:\ChemStation\60419\
Data File : 0802dcs.D
Acq On : 02 Aug 2006 08:22
Operator : .
Sample : 10 ppbv DCS.
Misc : .
ALS Vial : 1 Sample Multiplier: 1

Quant Time: Aug 02 09:19:04 2006
Quant Method : C:\MSDCHEM\1\METHODS\PAL0726.M
Quant Title : TO-15
QLast Update : Wed Aug 02 09:18:56 2006
Response via : Initial Calibration

Internal Standards	R.T.	QIon	Response	Conc	Units	Dev(Min)
1) Bromochloromethane_(IS)	9.20	130	45484	10.00	ppbV	0.01
25) Difluorobenzene,_1,4-_(IS)	11.37	114	244002	10.00	ppbV	0.00
40) Chlorobenzene,_d-5__(IS)	16.75	117	204414	10.00	ppbV	0.01

System Monitoring Compounds

52) Bromofluorobenzene_(tune_s	18.94	95	129077	10.37	ppbV	0.01

Spiked Amount 10.000 Range 75 - 125 Recovery = 103.70%

Target Compounds

						Qvalue
2) Dichlorodifluoromethane	3.95	85	276069	11.71	ppbV	99
3) Chloromethane	4.15	50	153088	11.52	ppbV	100
4) Dichlorotetrafluoroethane	4.28	85	458863	12.24	ppbV	98
5) Vinyl_chloride	4.41	62	222341	12.29	ppbV	100
6) Butadiene,_1,3-	4.57	54	175610	12.77	ppbV	98
7) Bromomethane	4.88	94	155530	12.04	ppbV	97
8) Chloroethane	5.10	64	118343	12.23	ppbV	99
9) Bromoethene	5.49	106	51723	11.96	ppbV	98
10) Acetone	5.80	43	237898	12.47	ppbV	99
11) Trichlorofluoromethane	5.95	101	281210	12.06	ppbV	97
12) Dichloroethylene,_1,1-	6.66	61	267157	11.70	ppbV	97
13) Butyl_Alcohol,_tert	6.79	59	123605	12.22	ppbV	100
14) Methylene_chloride	6.81	49	201445	11.01	ppbV	97
15) Chloropropene,_3-	6.94	76	30438	12.97	ppbV	100
16) Trichloro-1,2,2-trifluoroe	7.09	101	381327	11.86	ppbV	99
17) Carbon_disulfide	7.11	76	593275	11.59	ppbV	100
18) Dichloroethylene,_trans-1,	7.84	61	261999	11.34	ppbV	96
19) Dichloroethane,_1,1-	8.07	63	353184	11.94	ppbV	100
20) Methyl-t-butyl_ether	8.13	73	514043	11.78	ppbV	100
21) Methyl_ethyl_ketone	8.52	43	388837	12.01	ppbV	100
22) Dichloroethylene,_cis-1,2-	9.00	61	242907	11.13	ppbV	96
23) Hexane	9.22	57	308653	10.44	ppbV	98
24) Chloroform	9.34	83	334918	12.19	ppbV	100
26) Dichloroethane,_1,2-	10.16	62	174819	9.88	ppbV	98
27) Trichloroethane,_1,1,1-	10.44	97	292765	10.48	ppbV	98
28) Benzene	10.97	78	660452	9.87	ppbV	98
29) Carbon_tetrachloride	11.13	117	266683	10.10	ppbV	99
30) Cyclohexane	11.27	56	342790	9.16	ppbV	97
31) Dichloropropane,_1,2-	11.91	63	226599	9.09	ppbV	99
32) Bromodichloromethane	12.15	83	367058	10.23	ppbV	99
33) Trichloroethylene	12.19	130	282894	9.89	ppbV	95
34) Trimethylpentane,_2,2,4-	12.22	57	390209	9.36	ppbV	98
35) Heptane	12.53	43	367273	9.39	ppbV	100
36) Dichloropropene,_cis-1,3-	13.23	75	359166	9.74	ppbV	99
37) Methyl_isobutyl_ketone	13.26	43	441449	10.31	ppbV	99
38) Dichloropropene,_trans-1,3	13.86	75	329281	9.86	ppbV	100
39) Trichloroethane,_1,1,2-	14.09	97	243050	9.60	ppbV	97
41) Toluene	14.43	91	837351	10.68	ppbV	96
42) Dibromochloromethane	14.98	129	330058	11.03	ppbV	97
43) Dibromoethane,_1,2-	15.30	107	367833	10.82	ppbV	99
44) Tetrachloroethylene	15.89	166	296361	10.58	ppbV	94
45) Chlorobenzene	16.81	112	595092	10.25	ppbV	98

Quantitation Report (QT Reviewed)

Data Path : P:\ChemStation\60419\
Data File : 0802dcs.D
Acq On : 02 Aug 2006 08:22
Operator : .
Sample : 10 ppbv DCS.
Misc : .
ALS Vial : 1 Sample Multiplier: 1

Quant Time: Aug 02 09:19:04 2006
Quant Method : C:\MSDCHEM\1\METHODS\PAL0726.M
Quant Title : TO-15
QLast Update : Wed Aug 02 09:18:56 2006
Response via : Initial Calibration

Internal Standards	R.T.	QIon	Response	Conc Units	Dev(Min)
46) Ethylbenzene	17.33	91	948511	10.49 ppbV	98
47) Xylene,_m_&_p-	17.59	91	1519793	10.61 ppbV	99
48) Bromoform	17.69	171	147821	10.05 ppbV	96
49) Styrene	18.10	104	598854	10.66 ppbV	95
50) Tetrachloroethane,_1,1,2,2	18.25	83	562307	10.64 ppbV	98
51) Xylene,_o-	18.26	91	783707	10.50 ppbV	100
53) Chlorotoluene,_2-	19.89	91	59317	10.51 ppbV	100
54) Ethyltoluene,_4-	20.20	105	1017292	11.30 ppbV	98
55) Trimethylbenzene,_1,3,5-	20.33	105	895357	11.42 ppbV	96
56) Trimethylbenzene,_1,2,4-	21.03	105	858985	11.39 ppbV	98
57) Dichlorobenzene,_1,3-	21.29	146	530631	10.53 ppbV	98
58) Dichlorobenzene,_1,4-	21.41	146	523740	10.55 ppbV	100
59) Dichlorobenzene,_1,2-	22.03	146	468378	10.70 ppbV	98
60) Trichlorobenzene,_1,2,4-	25.40	180	295844	10.24 ppbV	96
61) Hexachlorobutadiene	26.16	225	170024	9.99 ppbV	100

(#) = qualifier out of range (m) = manual integration (+) = signals summed

Quantitation Report (QT Reviewed)

Data Path : P:\ChemStation\60419\
Data File : 0802dcs.D
Acq On : 02 Aug 2006 08:22
Operator : .
Sample : 10 ppbv DCS.
Misc : .
ALS Vial : 1 Sample Multiplier: 1

Quant Time: Aug 02 09:19:04 2006
Quant Method : C:\MSDCHEM\1\METHODS\PAL0726.M
Quant Title : TO-15
QLast Update : Wed Aug 02 09:18:56 2006
Response via : Initial Calibration

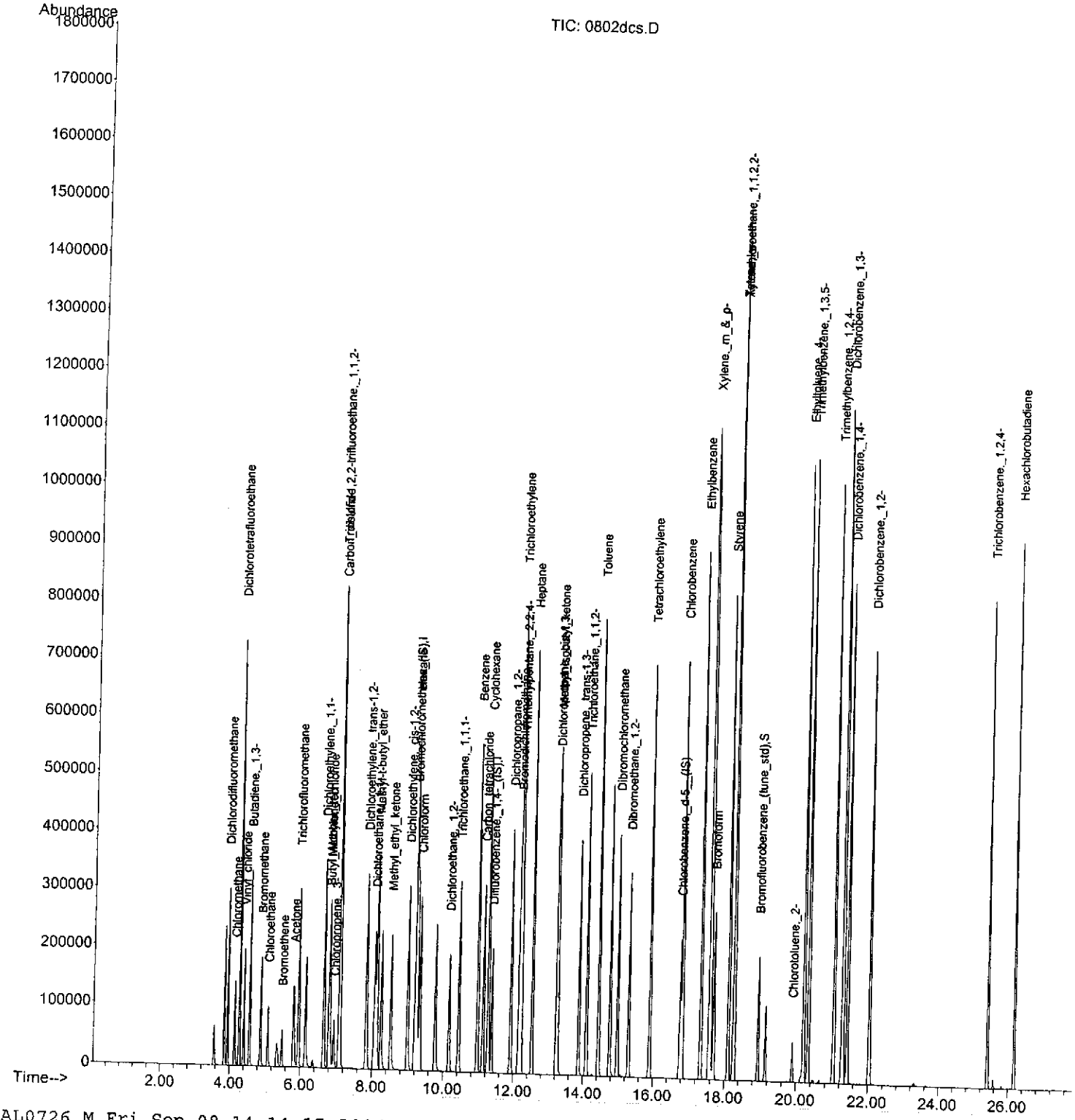

PAL0726.M Fri Sep 08 14:14:17 2006 IAL

Evaluate Continuing Calibration Report

Data Path : C:\MSDChem\1\DATA\Aug06\
Data File : 0803dcs.D
Acq On : 03 Aug 2006 10:19
Operator : .
Sample : 10 ppbv DCS.
Misc : .
ALS Vial : 1 Sample Multiplier: 1

Runs with this DCS	Data Files
BFB tune	0803bfb
10 ppbv Laboratory Control Spike	0803lcs01
10 ppbv Laboratory Control Spike	0803lcs02
Method Blank	0803blk
Sample 60419-04x1	080319
Sample 60419-04x25	080318
Sample 60419-10x1	080322
Sample 60419-10x25	080321

Quant Time: Aug 03 11:18:33 2006
Quant Method : C:\MSDCHEM\1\METHODS\PAL0726.M
Quant Title : TO-15
QLast Update : Tue Aug 01 10:35:23 2006
Response via : Initial Calibration

Min. RRF : 0.000 Min. Rel. Area : 0% Max. R.T. Dev 0.50min
Max. RRF Dev : 30% Max. Rel. Area : 500%

		Compound	AvgRF	CCRF	%Dev	Area%	Dev(min)
1	I	Bromochloromethane_(IS)	1.000	1.000	0.0	180	0.00
2		Dichlorodifluoromethane	5.183	5.296	-2.2	165	0.00
3		Chloromethane	2.922	2.837	2.9	155	0.00
4		Dichlorotetrafluoroethane	8.242	8.548	-3.7	173	0.00
5		Vinyl_chloride	3.978	4.259	-7.1	187	0.00
6		Butadiene,_1,3-	3.022	3.399	-12.5	182	0.00
7		Bromomethane	2.841	2.918	-2.7	182	0.00
8		Chloroethane	2.128	2.265	-6.4	182	0.00
9		Bromoethene	0.951	1.050	-10.4	184	0.00
10		Acetone	4.193	4.640	-10.7	179	0.00
11		Trichlorofluoromethane	5.126	6.233	-21.6	189	0.00
12		Dichloroethylene,_1,1-	5.022	5.345	-6.4	173	0.00
13		Butyl_Alcohol,_tert	2.224	2.442	-9.8	181	0.00
14		Methylene_chloride	4.023	3.966	1.4	167	0.00
15		Chloropropene,_3-	0.516	0.571	-10.7	159	0.00
16		Trichloro-1,2,2-trifluoroet	7.066	7.419	-5.0	179	0.00
17		Carbon_disulfide	11.250	11.493	-2.2	164	0.00
18		Dichloroethylene,_trans-1,2	5.079	5.247	-3.3	167	0.00
19		Dichloroethane,_1,1-	6.504	6.905	-6.2	175	0.00
20		Methyl-t-butyl_ether	9.596	10.495	-9.4	178	0.00
21		Methyl_ethyl_ketone	7.117	7.567	-6.3	174	0.00
22		Dichloroethylene,_cis-1,2-	4.798	4.937	-2.9	174	0.00
23		Hexane	6.502	6.472	0.5	161	0.00
24		Chloroform	6.038	6.858	-13.6	187	0.00
25	I	Difluorobenzene,_1,4-_(IS)	1.000	1.000	0.0	187	0.00
26		Dichloroethane,_1,2-	0.725	0.749	-3.3	180	0.00
27		Trichloroethane,_1,1,1-	1.144	1.203	-5.2	192	0.00
28		Benzene	2.742	2.672	2.6	168	0.00
29		Carbon_tetrachloride	1.082	1.072	0.9	176	0.00
30		Cyclohexane	1.534	1.396	9.0	164	0.00
31		Dichloropropane,_1,2-	1.021	0.921	9.8	161	0.00
32		Bromodichloromethane	1.471	1.523	-3.5	181	0.00
33		Trichloroethylene	1.172	1.093	6.7	168	0.00
34		Trimethylpentane,_2,2,4-	1.709	1.601	6.3	162	0.00
35		Heptane	1.604	1.503	6.3	161	0.02
36		Dichloropropene,_cis-1,3-	1.512	1.471	2.7	169	0.01
37		Methyl_isobutyl_ketone	1.755	1.790	-2.0	164	0.01
38		Dichloropropene,_trans-1,3-	1.368	1.357	0.8	174	0.01
39		Trichloroethane,_1,1,2-	1.037	0.962	7.2	163	0.00
40		Chlorobenzene,_d-5__(IS)	1.000	1.000	0.0	174	0.01
41		Toluene	3.837	4.016	-4.7	164	0.01
42		Dibromochloromethane	1.464	1.581	-8.0	180	0.00
43		Dibromoethane,_1,2-	1.664	1.750	-5.2	177	0.02
44		Tetrachloroethylene	1.370	1.374	-0.3	169	0.02
45		Chlorobenzene	2.841	2.900	-2.1	161	0.02
46		Ethylbenzene	4.423	4.758	-7.6	160	0.02

Evaluate Continuing Calibration Report

Data Path : C:\MSDChem\1\DATA\Aug06\
Data File : 0803dcs.D
Acq On : 03 Aug 2006 10:19
Operator : .
Sample : 10 ppbv DCS.
Misc : .
ALS Vial : 1 Sample Multiplier: 1

Runs with this DCS	Data Files
BFB tune	0803bfb
10 ppbv Laboratory Control Spike	0803lcs01
10 ppbv Laboratory Control Spike	0803lcs02
Method Blank	0803blk
Sample 60419-04x1	080319
Sample 60419-04x25	080318
Sample 60419-10x1	080322
Sample 60419-10x25	080321

Quant Time: Aug 03 11:18:33 2006
Quant Method : C:\MSDCHEM\1\METHODS\PAL0726.M
Quant Title : TO-15
QLast Update : Tue Aug 01 10:35:23 2006
Response via : Initial Calibration

Min. RRF : 0.000 Min. Rel. Area : 0% Max. R.T. Dev 0.50min
Max. RRF Dev : 30% Max. Rel. Area : 500%

		Compound	AvgRF	CCRF	%Dev	Area%	Dev(min)
47		Xylene,_m_&_p-	7.009	7.613	-8.6	159	0.01
48		Bromoform	0.720	0.680	5.6	153	0.02
49		Styrene	2.749	2.838	-3.2	155	0.02
50		Tetrachloroethane,_1,1,2,2-	2.585	2.866	-10.9	161	0.02
51		Xylene,_o-	3.650	3.936	-7.8	163	0.02
52	S	Bromofluorobenzene_(tune_st	0.609	0.612	-0.5	174	0.02
53		Chlorotoluene,_2-	0.276	0.287	-4.0	160	0.02
54		Ethyltoluene,_4-	4.405	5.054	-14.7	164	0.02
55		Trimethylbenzene,_1,3,5-	3.835	4.405	-14.9	165	0.02
56		Trimethylbenzene,_1,2,4-	3.689	4.280	-16.0	169	0.02
57		Dichlorobenzene,_1,3-	2.465	2.511	-1.9	156	0.03
58		Dichlorobenzene,_1,4-	2.429	2.486	-2.3	161	0.02
59		Dichlorobenzene,_1,2-	2.142	2.188	-2.1	159	0.02
60		Trichlorobenzene,_1,2,4-	1.414	1.390	1.7	149	0.01
61		Hexachlorobutadiene	0.832	0.813	2.3	148	0.01

(#) = Out of Range SPCC's out = 0 CCC's out = 0

Quantitation Report (QT Reviewed)

Data Path : P:\ChemStation\60419\
Data File : 0803dcs.D
Acq On : 03 Aug 2006 10:19
Operator : .
Sample : 10 ppbv DCS.
Misc : .
ALS Vial : 1 Sample Multiplier: 1

Quant Time: Aug 03 11:18:34 2006
Quant Method : C:\MSDCHEM\1\METHODS\PAL0726.M
Quant Title : TO-15
QLast Update : Tue Aug 01 10:35:23 2006
Response via : Initial Calibration

Internal Standards	R.T.	QIon	Response	Conc	Units	Dev(Min)
1) Bromochloromethane_(IS)	9.19	130	37997	10.00	ppbV	0.00
25) Difluorobenzene,_1,4-_(IS)	11.38	114	189235	10.00	ppbV	0.00
40) Chlorobenzene,_d-5__(IS)	16.75	117	158796	10.00	ppbV	0.01

System Monitoring Compounds

52) Bromofluorobenzene_(tune_s	18.94	95	97134	10.04	ppbV	0.02

Spiked Amount 10.000 Range 75 - 125 Recovery = 100.40%

Target Compounds

						Qvalue
2) Dichlorodifluoromethane	3.95	85	201237	10.22	ppbV	99
3) Chloromethane	4.15	50	107798	9.71	ppbV	100
4) Dichlorotetrafluoroethane	4.28	85	324787	10.37	ppbV	99
5) Vinyl_chloride	4.41	62	161818	10.71	ppbV	100
6) Butadiene,_1,3-	4.57	54	129144	11.25	ppbV	100
7) Bromomethane	4.89	94	110866	10.27	ppbV	97
8) Chloroethane	5.09	64	86062	10.65	ppbV	99
9) Bromoethene	5.48	106	39907	11.04	ppbV	98
10) Acetone	5.80	43	176313	11.07	ppbV	99
11) Trichlorofluoromethane	5.95	101	236843	12.16	ppbV	97
12) Dichloroethylene,_1,1-	6.65	61	203105	10.64	ppbV	99
13) Butyl_Alcohol,_tert	6.79	59	92777	10.98	ppbV	100
14) Methylene_chloride	6.81	49	150714	9.86	ppbV	99
15) Chloropropene,_3-	6.94	76	21703	11.07	ppbV	100
16) Trichloro-1,2,2-trifluoroe	7.09	101	281912	10.50	ppbV	98
17) Carbon_disulfide	7.10	76	436707	10.22	ppbV	100
18) Dichloroethylene,_trans-1,	7.84	61	199382	10.33	ppbV	98
19) Dichloroethane,_1,1-	8.07	63	262367	10.62	ppbV	100
20) Methyl-t-butyl_ether	8.13	73	398780	10.94	ppbV	100
21) Methyl_ethyl_ketone	8.53	43	287516	10.63	ppbV	100
22) Dichloroethylene,_cis-1,2-	9.00	61	187608	10.29	ppbV	97
23) Hexane	9.22	57	245918	9.95	ppbV	98
24) Chloroform	9.34	83	260569	11.36	ppbV	100
26) Dichloroethane,_1,2-	10.16	62	141690	10.33	ppbV	97
27) Trichloroethane,_1,1,1-	10.44	97	227662	10.51	ppbV	98
28) Benzene	10.97	78	505716	9.75	ppbV	97
29) Carbon_tetrachloride	11.13	117	202953	9.91	ppbV	99
30) Cyclohexane	11.27	56	264194	9.10	ppbV	97
31) Dichloropropane,_1,2-	11.92	63	174265	9.02	ppbV	99
32) Bromodichloromethane	12.15	83	288128	10.35	ppbV	99
33) Trichloroethylene	12.19	130	206744	9.32	ppbV	96
34) Trimethylpentane,_2,2,4-	12.22	57	303006	9.37	ppbV	98
35) Heptane	12.54	43	284504	9.37	ppbV	100
36) Dichloropropene,_cis-1,3-	13.23	75	278419	9.73	ppbV	99
37) Methyl_isobutyl_ketone	13.26	43	338677	10.20	ppbV	99
38) Dichloropropene,_trans-1,3	13.87	75	256846	9.92	ppbV	99
39) Trichloroethane,_1,1,2-	14.09	97	182030	9.27	ppbV	99
41) Toluene	14.44	91	637798	10.47	ppbV	96
42) Dibromochloromethane	14.98	129	251041	10.80	ppbV	96
43) Dibromoethane,_1,2-	15.30	107	277850	10.52	ppbV	100
44) Tetrachloroethylene	15.90	166	218181	10.03	ppbV	94
45) Chlorobenzene	16.82	112	460451	10.21	ppbV	99

Quantitation Report (QT Reviewed)

Data Path : P:\ChemStation\60419\
Data File : 0803dcs.D
Acq On : 03 Aug 2006 10:19
Operator : .
Sample : 10 ppbv DCS.
Misc : .
ALS Vial : 1 Sample Multiplier: 1

Quant Time: Aug 03 11:18:34 2006
Quant Method : C:\MSDCHEM\1\METHODS\PAL0726.M
Quant Title : TO-15
QLast Update : Tue Aug 01 10:35:23 2006
Response via : Initial Calibration

Internal Standards	R.T.	QIon	Response	Conc Units	Dev(Min)
46) Ethylbenzene	17.34	91	755563	10.76 ppbV	98
47) Xylene,_m_&_p-	17.60	91	1208954	10.86 ppbV	98
48) Bromoform	17.70	171	108057	9.46 ppbV	97
49) Styrene	18.11	104	450635	10.32 ppbV	96
50) Tetrachloroethane,_1,1,2,2	18.26	83	455107	11.09 ppbV	98
51) Xylene,_o-	18.26	91	625055	10.78 ppbV	99
53) Chlorotoluene,_2-	19.90	91	45622	10.41 ppbV	100
54) Ethyltoluene,_4-	20.20	105	802553	11.47 ppbV	98
55) Trimethylbenzene,_1,3,5-	20.33	105	699493	11.49 ppbV	95
56) Trimethylbenzene,_1,2,4-	21.03	105	679568	11.60 ppbV	97
57) Dichlorobenzene,_1,3-	21.29	146	398750	10.19 ppbV	99
58) Dichlorobenzene,_1,4-	21.41	146	394843	10.23 ppbV	99
59) Dichlorobenzene,_1,2-	22.03	146	347476	10.22 ppbV	99
60) Trichlorobenzene,_1,2,4-	25.40	180	220659	9.83 ppbV	95
61) Hexachlorobutadiene	26.16	225	129123	9.77 ppbV	99

(#) = qualifier out of range (m) = manual integration (+) = signals summed

Quantitation Report (QT Reviewed)

Data Path : P:\ChemStation\60419\
Data File : 0803dcs.D
Acq On : 03 Aug 2006 10:19
Operator : .
Sample : 10 ppbv DCS.
Misc : .
ALS Vial : 1 Sample Multiplier: 1

Quant Time: Aug 03 11:18:34 2006
Quant Method : C:\MSDCHEM\1\METHODS\PAL0726.M
Quant Title : TO-15
QLast Update : Tue Aug 01 10:35:23 2006
Response via : Initial Calibration

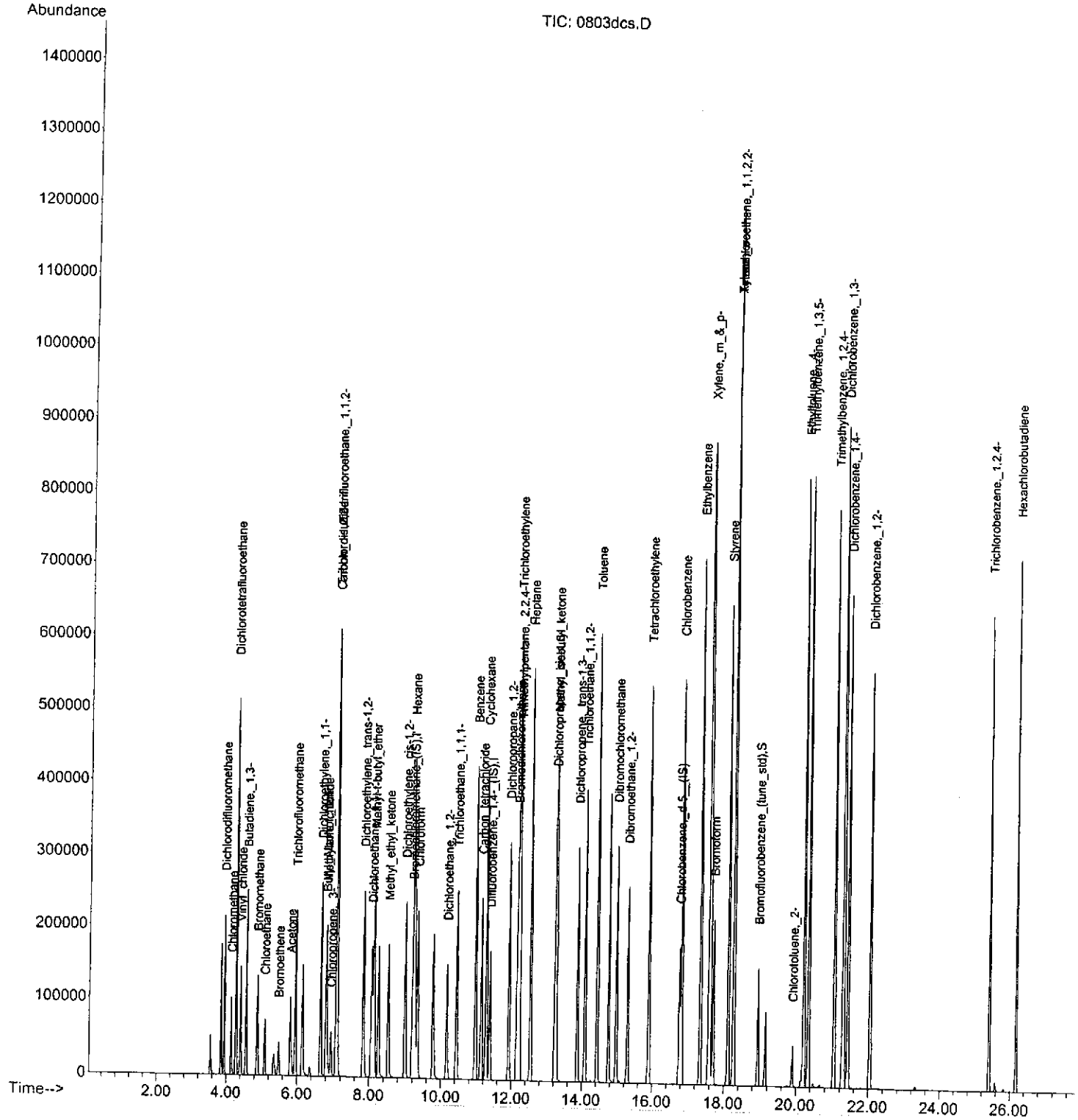

PAL0726.M Fri Sep 08 14:14:34 2006 IAL

Evaluate Continuing Calibration Report

Data Path : C:\MSDChem\1\DATA\Aug06\
Data File : 0804dcs.D
Acq On : 04 Aug 2006 08:41
Operator : .
Sample : 10 ppbv DCS.
Misc : .
ALS Vial : 1 Sample Multiplier: 1

Runs with this DCS	Data Files
BFB tune	0804bfb
10 ppbv Laboratory Control Spike	0804lcs01
10 ppbv Laboratory Control Spike	0804lcs02
Method Blank	0804blk
Sample 60419-14x25	080419
Sample 60419-16x1000	080422

Quant Time: Aug 04 09:47:23 2006
Quant Method : C:\MSDCHEM\1\METHODS\PAL0726.M
Quant Title : TO-15
QLast Update : Tue Aug 01 10:35:23 2006
Response via : Initial Calibration

Min. RRF : 0.000 Min. Rel. Area : 0% Max. R.T. Dev 0.50min
Max. RRF Dev : 30% Max. Rel. Area : 500%

		Compound	AvgRF	CCRF	%Dev	Area%	Dev(min)
1	I	Bromochloromethane_(IS)	1.000	1.000	0.0	92	0.01
2		Dichlorodifluoromethane	5.183	5.821	-12.3	93	0.00
3		Chloromethane	2.922	3.221	-10.2	90	0.00
4		Dichlorotetrafluoroethane	8.242	8.745	-6.1	91	0.00
5		Vinyl_chloride	3.978	4.434	-11.5	100	0.00
6		Butadiene,_1,3-	3.022	3.608	-19.4	99	0.00
7		Bromomethane	2.841	3.065	-7.9	98	0.00
8		Chloroethane	2.128	2.293	-7.8	94	0.00
9		Bromoethene	0.951	1.068	-12.3	96	0.00
10		Acetone	4.193	4.926	-17.5	97	0.00
11		Trichlorofluoromethane	5.126	6.263	-22.2	97	0.00
12		Dichloroethylene,_1,1-	5.022	5.742	-14.3	95	0.00
13		Butyl_Alcohol,_tert	2.224	2.639	-18.7	100	0.00
14		Methylene_chloride	4.023	4.332	-7.7	93	0.00
15		Chloropropene,_3-	0.516	0.601	-16.5	86	0.00
16		Trichloro-1,2,2-trifluoroet	7.066	7.858	-11.2	97	0.00
17		Carbon_disulfide	11.250	12.484	-11.0	91	0.00
18		Dichloroethylene,_trans-1,2	5.079	5.632	-10.9	92	0.00
19		Dichloroethane,_1,1-	6.504	7.228	-11.1	94	0.00
20		Methyl-t-butyl_ether	9.596	11.180	-16.5	97	0.00
21		Methyl_ethyl_ketone	7.117	8.043	-13.0	95	0.00
22		Dichloroethylene,_cis-1,2-	4.798	5.261	-9.6	95	0.00
23		Hexane	6.502	7.068	-8.7	90	0.00
24		Chloroform	6.038	6.793	-12.5	95	0.00
25	I	Difluorobenzene,_1,4-_(IS)	1.000	1.000	0.0	94	0.02
26		Dichloroethane,_1,2-	0.725	0.830	-14.5	101	0.01
27		Trichloroethane,_1,1,1-	1.144	1.228	-7.3	99	0.00
28		Benzene	2.742	2.950	-7.6	93	0.00
29		Carbon_tetrachloride	1.082	1.156	-6.8	95	0.00
30		Cyclohexane	1.534	1.555	-1.4	92	0.02
31		Dichloropropane,_1,2-	1.021	1.012	0.9	89	0.01
32		Bromodichloromethane	1.471	1.554	-5.6	93	0.02
33		Trichloroethylene	1.172	1.147	2.1	89	0.02
34		Trimethylpentane,_2,2,4-	1.709	1.814	-6.1	93	0.02
35		Heptane	1.604	1.676	-4.5	91	0.03
36		Dichloropropene,_cis-1,3-	1.512	1.538	-1.7	89	0.02
37		Methyl_isobutyl_ketone	1.755	2.041	-16.3	94	0.02
38		Dichloropropene,_trans-1,3-	1.368	1.459	-6.7	94	0.02
39		Trichloroethane,_1,1,2-	1.037	1.035	0.2	89	0.02
40		Chlorobenzene,_d-5__(IS)	1.000	1.000	0.0	86	0.03
41		Toluene	3.837	4.388	-14.4	89	0.02
42		Dibromochloromethane	1.464	1.603	-9.5	91	0.03
43		Dibromoethane,_1,2-	1.664	1.787	-7.4	90	0.03
44		Tetrachloroethylene	1.370	1.382	-0.9	84	0.03
45		Chlorobenzene	2.841	3.178	-11.9	88	0.03
46		Ethylbenzene	4.423	5.124	-15.8	85	0.03

Evaluate Continuing Calibration Report

Data Path : C:\MSDChem\1\DATA\Aug06\
Data File : 0804dcs.D
Acq On : 04 Aug 2006 08:41
Operator : .
Sample : 10 ppbv DCS.
Misc : .
ALS Vial : 1 Sample Multiplier: 1

Runs with this DCS	Data Files
BFB tune	0804bfb
10 ppbv Laboratory Control Spike	0804lcs01
10 ppbv Laboratory Control Spike	0804lcs02
Method Blank	0804blk
Sample 60419-14x25	080419
Sample 60419-16x1000	080422

Quant Time: Aug 04 09:47:23 2006
Quant Method : C:\MSDCHEM\1\METHODS\PAL0726.M
Quant Title : TO-15
QLast Update : Tue Aug 01 10:35:23 2006
Response via : Initial Calibration

Min. RRF : 0.000 Min. Rel. Area : 0% Max. R.T. Dev 0.50min
Max. RRF Dev : 30% Max. Rel. Area : 500%

		Compound	AvgRF	CCRF	%Dev	Area%	Dev(min)
47		Xylene,_m_&_p-	7.009	8.492	-21.2	88	0.03
48		Bromoform	0.720	0.784	-8.9	88	0.03
49		Styrene	2.749	3.114	-13.3	85	0.03
50		Tetrachloroethane,_1,1,2,2-	2.585	3.097	-19.8	87	0.03
51		Xylene,_o-	3.650	4.409	-20.8	91	0.04
52	S	Bromofluorobenzene_(tune_st	0.609	0.646	-6.1	91	0.03
53		Chlorotoluene,_2-	0.276	0.308	-11.6	86	0.03
54		Ethyltoluene,_4-	4.405	5.273	-19.7	85	0.04
55		Trimethylbenzene,_1,3,5-	3.835	4.537	-18.3	85	0.04
56		Trimethylbenzene,_1,2,4-	3.689	4.428	-20.0	87	0.04
57		Dichlorobenzene,_1,3-	2.465	2.621	-6.3	81	0.04
58		Dichlorobenzene,_1,4-	2.429	2.616	-7.7	84	0.03
59		Dichlorobenzene,_1,2-	2.142	2.237	-4.4	81	0.03
60		Trichlorobenzene,_1,2,4-	1.414	1.461	-3.3	78	0.03
61		Hexachlorobutadiene	0.832	0.922	-10.8	84	0.03

(#) = Out of Range SPCC's out = 0 CCC's out = 0

Quantitation Report (QT Reviewed)

Data Path : P:\ChemStation\60419\
Data File : 0804dcs.D
Acq On : 04 Aug 2006 08:41
Operator : .
Sample : 10 ppbv DCS.
Misc : .
ALS Vial : 1 Sample Multiplier: 1

Quant Time: Aug 04 09:47:24 2006
Quant Method : C:\MSDCHEM\1\METHODS\PAL0726.M
Quant Title : TO-15
QLast Update : Tue Aug 01 10:35:23 2006
Response via : Initial Calibration

Internal Standards	R.T.	QIon	Response	Conc	Units	Dev(Min)
1) Bromochloromethane_(IS)	9.20	130	19439	10.00	ppbV	0.01
25) Difluorobenzene,_1,4-_(IS)	11.39	114	95455	10.00	ppbV	0.02
40) Chlorobenzene,_d-5__(IS)	16.77	117	78949	10.00	ppbV	0.03

System Monitoring Compounds

52) Bromofluorobenzene_(tune_s	18.95	95	50970	10.60	ppbV	0.03

Spiked Amount 10.000 Range 75 - 125 Recovery = 106.00%

Target Compounds

						Qvalue
2) Dichlorodifluoromethane	3.95	85	113157	11.23	ppbV	100
3) Chloromethane	4.14	50	62608	11.02	ppbV	100
4) Dichlorotetrafluoroethane	4.28	85	169997	10.61	ppbV	100
5) Vinyl_chloride	4.41	62	86194	11.15	ppbV	100
6) Butadiene,_1,3-	4.57	54	70131	11.94	ppbV	99
7) Bromomethane	4.88	94	59578	10.79	ppbV	98
8) Chloroethane	5.09	64	44566	10.78	ppbV	100
9) Bromoethene	5.48	106	20754	11.23	ppbV	98
10) Acetone	5.80	43	95759	11.75	ppbV	98
11) Trichlorofluoromethane	5.95	101	121745	12.22	ppbV	98
12) Dichloroethylene,_1,1-	6.65	61	111624	11.43	ppbV	98
13) Butyl_Alcohol,_tert	6.80	59	51308	11.87	ppbV	100
14) Methylene_chloride	6.81	49	84212	10.77	ppbV	98
15) Chloropropene,_3-	6.94	76	11681	11.65	ppbV	100
16) Trichloro-1,2,2-trifluoroe	7.09	101	152756	11.12	ppbV	98
17) Carbon_disulfide	7.10	76	242677	11.10	ppbV	100
18) Dichloroethylene,_trans-1,	7.84	61	109476	11.09	ppbV	99
19) Dichloroethane,_1,1-	8.07	63	140509	11.11	ppbV	100
20) Methyl-t-butyl_ether	8.12	73	217331	11.65	ppbV	100
21) Methyl_ethyl_ketone	8.53	43	156341	11.30	ppbV	99
22) Dichloroethylene,_cis-1,2-	9.00	61	102272	10.96	ppbV	99
23) Hexane	9.22	57	137402	10.87	ppbV	100
24) Chloroform	9.35	83	132058	11.25	ppbV	100
26) Dichloroethane,_1,2-	10.17	62	79196	11.44	ppbV	97
27) Trichloroethane,_1,1,1-	10.44	97	117188	10.73	ppbV	97
28) Benzene	10.97	78	281595	10.76	ppbV	98
29) Carbon_tetrachloride	11.14	117	110317	10.68	ppbV	99
30) Cyclohexane	11.28	56	148415	10.13	ppbV	99
31) Dichloropropane,_1,2-	11.92	63	96606	9.91	ppbV	99
32) Bromodichloromethane	12.16	83	148329	10.57	ppbV	99
33) Trichloroethylene	12.20	130	109441	9.78	ppbV	97
34) Trimethylpentane,_2,2,4-	12.23	57	173160	10.62	ppbV	98
35) Heptane	12.55	43	160022	10.45	ppbV	100
36) Dichloropropene,_cis-1,3-	13.24	75	146854	10.18	ppbV	99
37) Methyl_isobutyl_ketone	13.27	43	194869	11.63	ppbV	99
38) Dichloropropene,_trans-1,3	13.88	75	139227	10.66	ppbV	99
39) Trichloroethane,_1,1,2-	14.10	97	98840	9.98	ppbV	97
41) Toluene	14.45	91	346436	11.44	ppbV	97
42) Dibromochloromethane	14.99	129	126525	10.95	ppbV	98
43) Dibromoethane,_1,2-	15.31	107	141112	10.74	ppbV	99
44) Tetrachloroethylene	15.91	166	109106	10.08	ppbV	97
45) Chlorobenzene	16.83	112	250902	11.19	ppbV	100

Quantitation Report (QT Reviewed)

Data Path : P:\ChemStation\60419\
Data File : 0804dcs.D
Acq On : 04 Aug 2006 08:41
Operator : .
Sample : 10 ppbv DCS.
Misc : .
ALS Vial : 1 Sample Multiplier: 1

Quant Time: Aug 04 09:47:24 2006
Quant Method : C:\MSDCHEM\1\METHODS\PAL0726.M
Quant Title : TO-15
QLast Update : Tue Aug 01 10:35:23 2006
Response via : Initial Calibration

Internal Standards	R.T.	QIon	Response	Conc Units	Dev(Min)
46) Ethylbenzene	17.35	91	404561	11.58 ppbV	97
47) Xylene,_m_&_p-	17.62	91	670461m	12.12 ppbV	
48) Bromoform	17.71	171	61915	10.90 ppbV	97
49) Styrene	18.12	104	245852	11.33 ppbV	96
50) Tetrachloroethane,_1,1,2,2	18.27	83	244533	11.98 ppbV	99
51) Xylene,_o-	18.28	91	348061	12.08 ppbV	99
53) Chlorotoluene,_2-	19.91	91	24338	11.17 ppbV	99
54) Ethyltoluene,_4-	20.22	105	416282	11.97 ppbV	98
55) Trimethylbenzene,_1,3,5-	20.35	105	358205	11.83 ppbV	95
56) Trimethylbenzene,_1,2,4-	21.05	105	349606	12.00 ppbV	97
57) Dichlorobenzene,_1,3-	21.31	146	206940	10.63 ppbV	99
58) Dichlorobenzene,_1,4-	21.43	146	206509	10.77 ppbV	100
59) Dichlorobenzene,_1,2-	22.04	146	176617	10.44 ppbV	98
60) Trichlorobenzene,_1,2,4-	25.42	180	115380	10.34 ppbV	97
61) Hexachlorobutadiene	26.18	225	72809	11.08 ppbV	98

(#) = qualifier out of range (m) = manual integration (+) = signals summed

Quantitation Report (QT Reviewed)

Data Path : P:\ChemStation\60419\
Data File : 0804dcs.D
Acq On : 04 Aug 2006 08:41
Operator : .
Sample : 10 ppbv DCS.
Misc : .
ALS Vial : 1 Sample Multiplier: 1

Quant Time: Aug 04 09:47:24 2006
Quant Method : C:\MSDCHEM\1\METHODS\PAL0726.M
Quant Title : TO-15
QLast Update : Tue Aug 01 10:35:23 2006
Response via : Initial Calibration

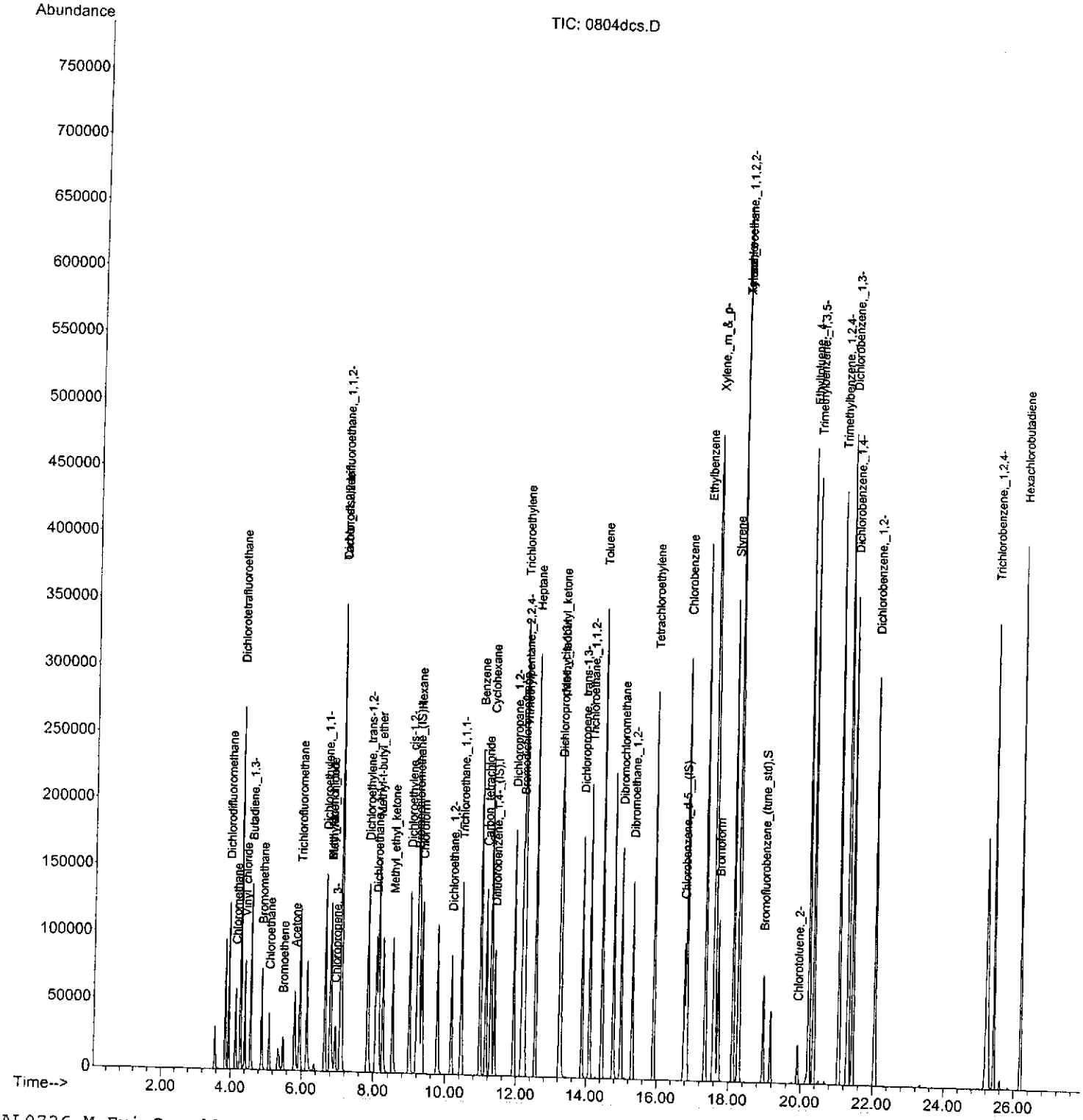

PAL0726.M Fri Sep 08 14:14:49 2006 IAL

Evaluate Continuing Calibration Report

Data Path : C:\MSDChem\1\DATA\Aug06\
Data File : 0807dcs.D
Acq On : 07 Aug 2006 09:43
Operator : .
Sample : 10 ppbv DCS.
Misc : .
ALS Vial : 1 Sample Multiplier: 1

Quant Time: Aug 07 10:47:37 2006
Quant Method : C:\MSDCHEM\1\METHODS\PAL0726.M
Quant Title : TO-15
QLast Update : Mon Aug 07 10:47:32 2006
Response via : Initial Calibration

Runs with this DCS	Data Files
BFB tune	0807bfb
10 ppbv Laboratory Control Spike	0807lcs01
10 ppbv Laboratory Control Spike	0807lcs02
Method Blank	0807blk
Sample 60419-01x25	080701
Sample 60419-02x25	080703
Sample 60419-07x1000	080705
Sample 60419-11x1000	080707
Sample 60419-12x1000	080709
Sample 60419-13x1	080712
Sample 60419-13x25	080711
Sample 60419-14x1	080714
Sample 60419-16x25	080716

Min. RRF : 0.000 Min. Rel. Area : 0% Max. R.T. Dev 0.50min
Max. RRF Dev : 30% Max. Rel. Area : 500%

		Compound	AvgRF	CCRF	%Dev	Area%	Dev(min)
1	I	Bromochloromethane_(IS)	1.000	1.000	0.0	148	0.00
2		Dichlorodifluoromethane	5.183	6.231	-20.2	160	0.00
3		Chloromethane	2.922	2.934	-0.4	133	0.00
4		Dichlorotetrafluoroethane	8.242	9.134	-10.8	153	0.00
5		Vinyl_chloride	3.978	4.849	-21.9	176	0.00
6		Butadiene,_1,3-	3.022	3.918	-29.6	173	0.00
7		Bromomethane	2.841	3.065	-7.9	157	0.00
8		Chloroethane	2.128	2.307	-8.4	153	0.00
9		Bromoethene	0.951	1.092	-14.8	158	0.00
10		Acetone	4.193	5.366	-28.0	171	0.00
11		Trichlorofluoromethane	5.126	6.274	-22.4	157	0.00
12		Dichloroethylene,_1,1-	5.022	6.008	-19.6	160	0.00
13		Butyl_Alcohol,_tert	2.224	2.781	-25.0	170	0.00
14		Methylene_chloride	4.023	4.668	-16.0	162	0.00
15		Chloropropene,_3-	0.516	0.624	-20.9	144	0.00
16		Trichloro-1,2,2-trifluoroet	7.066	7.974	-12.9	159	0.00
17		Carbon_disulfide	11.250	12.425	-10.4	146	0.00
18		Dichloroethylene,_trans-1,2	5.079	5.818	-14.6	153	0.00
19		Dichloroethane,_1,1-	6.504	8.046	-23.7	168	0.00
20		Methyl-t-butyl_ether	9.596	11.715	-22.1	164	0.00
21		Methyl_ethyl_ketone	7.117	8.525	-19.8	162	0.00
22		Dichloroethylene,_cis-1,2-	4.798	5.469	-14.0	159	0.00
23		Hexane	6.502	6.973	-7.2	143	0.00
24		Chloroform	6.038	7.832	-29.7	177	0.00
25	I	Difluorobenzene,_1,4-_(IS)	1.000	1.000	0.0	151	0.00
26		Dichloroethane,_1,2-	0.725	0.935	-29.0	181	0.00
27		Trichloroethane,_1,1,1-	1.144	1.471	-28.6	189	0.00
28		Benzene	2.742	2.835	-3.4	143	0.00
29		Carbon_tetrachloride	1.082	1.333	-23.2	176	0.00
30		Cyclohexane	1.534	1.455	5.1	138	0.00
31		Dichloropropane,_1,2-	1.021	0.972	4.8	137	0.00
32		Bromodichloromethane	1.471	1.728	-17.5	165	0.00
33		Trichloroethylene	1.172	1.200	-2.4	149	0.00
34		Trimethylpentane,_2,2,4-	1.709	1.697	0.7	138	0.00
35		Heptane	1.604	1.590	0.9	137	0.00
36		Dichloropropene,_cis-1,3-	1.512	1.603	-6.0	148	0.00
37		Methyl_isobutyl_ketone	1.755	2.027	-15.5	149	0.00
38		Dichloropropene,_trans-1,3-	1.368	1.531	-11.9	158	0.00
39		Trichloroethane,_1,1,2-	1.037	1.032	0.5	141	0.00
40		Chlorobenzene,_d-5__(IS)	1.000	1.000	0.0	138	0.00
41		Toluene	3.837	4.244	-10.6	137	0.00
42		Dibromochloromethane	1.464	1.802	-23.1	163	0.00
43		Dibromoethane,_1,2-	1.664	1.877	-12.8	151	0.00
44		Tetrachloroethylene	1.370	1.576	-15.0	154	0.00
45		Chlorobenzene	2.841	3.142	-10.6	139	0.00
46		Ethylbenzene	4.423	5.117	-15.7	136	0.00

Evaluate Continuing Calibration Report

Data Path : C:\MSDChem\1\DATA\Aug06\
Data File : 0807dcs.D
Acq On : 07 Aug 2006 09:43
Operator : .
Sample : 10 ppbv DCS.
Misc : .
ALS Vial : 1 Sample Multiplier: 1

Quant Time: Aug 07 10:47:37 2006
Quant Method : C:\MSDCHEM\1\METHODS\PAL0726.M
Quant Title : TO-15
QLast Update : Mon Aug 07 10:47:32 2006
Response via : Initial Calibration

Runs with this DCS	Data Files
BFB tune	0807bfb
10 ppbv Laboratory Control Spike	0807lcs01
10 ppbv Laboratory Control Spike	0807lcs02
Method Blank	0807blk
Sample 60419-01x25	080701
Sample 60419-02x25	080703
Sample 60419-07x1000	080705
Sample 60419-11x1000	080707
Sample 60419-12x1000	080709
Sample 60419-13x1	080712
Sample 60419-13x25	080711
Sample 60419-14x1	080714
Sample 60419-16x25	080716

Min. RRF : 0.000 Min. Rel. Area : 0% Max. R.T. Dev 0.50min
Max. RRF Dev : 30% Max. Rel. Area : 500%

		Compound	AvgRF	CCRF	%Dev	Area%	Dev(min)
47		Xylene,_m_&_p-	7.009	8.249	-17.7	137	0.00
48		Bromoform	0.720	0.764	-6.1	137	0.00
49		Styrene	2.749	3.143	-14.3	136	0.00
50		Tetrachloroethane,_1,1,2,2-	2.585	3.039	-17.6	136	0.00
51		Xylene,_o-	3.650	4.238	-16.1	139	0.00
52	S	Bromofluorobenzene_(tune_st	0.609	0.591	3.0	134	0.00
53		Chlorotoluene,_2-	0.276	0.313	-13.4	139	0.00
54		Ethyltoluene,_4-	4.405	5.548	-25.9	143	0.00
55		Trimethylbenzene,_1,3,5-	3.835	4.778	-24.6	143	0.00
56		Trimethylbenzene,_1,2,4-	3.689	4.678	-26.8	147	0.00
57		Dichlorobenzene,_1,3-	2.465	2.788	-13.1	138	0.01
58		Dichlorobenzene,_1,4-	2.429	2.739	-12.8	141	0.00
59		Dichlorobenzene,_1,2-	2.142	2.413	-12.7	139	0.00
60		Trichlorobenzene,_1,2,4-	1.414	1.545	-9.3	132	0.00
61		Hexachlorobutadiene	0.832	0.953	-14.5	138	0.00

(#) = Out of Range SPCC's out = 0 CCC's out = 0

Quantitation Report (QT Reviewed)

Data Path : P:\ChemStation\60419\
Data File : 0807dcs.D
Acq On : 07 Aug 2006 09:43
Operator : .
Sample : 10 ppbv DCS.
Misc : .
ALS Vial : 1 Sample Multiplier: 1

Quant Time: Aug 07 10:47:38 2006
Quant Method : C:\MSDCHEM\1\METHODS\PAL0726.M
Quant Title : TO-15
QLast Update : Mon Aug 07 10:47:32 2006
Response via : Initial Calibration

Internal Standards	R.T.	QIon	Response	Conc	Units	Dev(Min)
1) Bromochloromethane_(IS)	9.19	130	31350	10.00	ppbV	0.00
25) Difluorobenzene,_1,4-_(IS)	11.37	114	152327	10.00	ppbV	0.00
40) Chlorobenzene,_d-5__(IS)	16.74	117	126141	10.00	ppbV	0.00

System Monitoring Compounds

52) Bromofluorobenzene_(tune_s	18.93	95	74581	9.71	ppbV	0.00

Spiked Amount 10.000 Range 75 - 125 Recovery = 97.10%

Target Compounds

							Qvalue
2) Dichlorodifluoromethane	3.95	85	195354	12.02	ppbV		99
3) Chloromethane	4.15	50	91990	10.04	ppbV		100
4) Dichlorotetrafluoroethane	4.28	85	286342	11.08	ppbV		98
5) Vinyl_chloride	4.41	62	152003	12.19	ppbV		99
6) Butadiene,_1,3-	4.58	54	122814	12.96	ppbV		97
7) Bromomethane	4.89	94	96103	10.79	ppbV		97
8) Chloroethane	5.09	64	72320	10.84	ppbV		99
9) Bromoethene	5.49	106	34228	11.48	ppbV		99
10) Acetone	5.81	43	168232	12.80	ppbV		97
11) Trichlorofluoromethane	5.95	101	196692	12.24	ppbV		97
12) Dichloroethylene,_1,1-	6.65	61	188337	11.96	ppbV		99
13) Butyl_Alcohol,_tert	6.80	59	87181	12.50	ppbV		100
14) Methylene_chloride	6.81	49	146351	11.60	ppbV		97
15) Chloropropene,_3-	6.94	76	19576	12.10	ppbV		100
16) Trichloro-1,2,2-trifluoroe	7.09	101	249976	11.28	ppbV		99
17) Carbon_disulfide	7.10	76	389536	11.04	ppbV	#	98
18) Dichloroethylene,_trans-1,	7.83	61	182397	11.45	ppbV		99
19) Dichloroethane,_1,1-	8.07	63	252242	12.37	ppbV		99
20) Methyl-t-butyl_ether	8.13	73	367250	12.21	ppbV		99
21) Methyl_ethyl_ketone	8.53	43	267260	11.98	ppbV		100
22) Dichloroethylene,_cis-1,2-	9.00	61	171451	11.40	ppbV		99
23) Hexane	9.21	57	218588	10.72	ppbV		98
24) Chloroform	9.34	83	245521	12.97	ppbV		100
26) Dichloroethane,_1,2-	10.17	62	142352	12.89	ppbV	#	80
27) Trichloroethane,_1,1,1-	10.44	97	224004	12.85	ppbV		97
28) Benzene	10.96	78	431784	10.34	ppbV	#	84
29) Carbon_tetrachloride	11.13	117	203027	12.31	ppbV		99
30) Cyclohexane	11.26	56	221612	9.48	ppbV		97
31) Dichloropropane,_1,2-	11.91	63	148118	9.52	ppbV	#	97
32) Bromodichloromethane	12.15	83	263203	11.75	ppbV		100
33) Trichloroethylene	12.18	130	182858	10.24	ppbV		96
34) Trimethylpentane,_2,2,4-	12.22	57	258438	9.93	ppbV		97
35) Heptane	12.53	43	242169	9.91	ppbV		100
36) Dichloropropene,_cis-1,3-	13.22	75	244197	10.60	ppbV		99
37) Methyl_isobutyl_ketone	13.25	43	308700	11.55	ppbV		98
38) Dichloropropene,_trans-1,3	13.86	75	233145	11.19	ppbV		99
39) Trichloroethane,_1,1,2-	14.08	97	157161	9.95	ppbV		97
41) Toluene	14.43	91	535390	11.06	ppbV		97
42) Dibromochloromethane	14.97	129	227275	12.31	ppbV		96
43) Dibromoethane,_1,2-	15.29	107	236747	11.28	ppbV		98
44) Tetrachloroethylene	15.89	166	198751	11.50	ppbV		94
45) Chlorobenzene	16.80	112	396365	11.06	ppbV		99

Quantitation Report (QT Reviewed)

Data Path : P:\ChemStation\60419\
Data File : 0807dcs.D
Acq On : 07 Aug 2006 09:43
Operator : .
Sample : 10 ppbv DCS.
Misc : .
ALS Vial : 1 Sample Multiplier: 1

Quant Time: Aug 07 10:47:38 2006
Quant Method : C:\MSDCHEM\1\METHODS\PAL0726.M
Quant Title : TO-15
QLast Update : Mon Aug 07 10:47:32 2006
Response via : Initial Calibration

Internal Standards	R.T.	QIon	Response	Conc Units	Dev(Min)
46) Ethylbenzene	17.33	91	645491	11.57 ppbV	98
47) Xylene,_m_&_p-	17.59	91	1040485	11.77 ppbV	99
48) Bromoform	17.69	171	96316	10.61 ppbV	96
49) Styrene	18.10	104	396400	11.43 ppbV #	70
50) Tetrachloroethane,_1,1,2,2	18.25	83	383316	11.76 ppbV	98
51) Xylene,_o-	18.26	91	534591	11.61 ppbV	100
53) Chlorotoluene,_2-	19.88	91	39485	11.34 ppbV	100
54) Ethyltoluene,_4-	20.19	105	699830	12.60 ppbV	98
55) Trimethylbenzene,_1,3,5-	20.32	105	602704	12.46 ppbV	96
56) Trimethylbenzene,_1,2,4-	21.02	105	590129	12.68 ppbV	98
57) Dichlorobenzene,_1,3-	21.28	146	351708	11.31 ppbV	98
58) Dichlorobenzene,_1,4-	21.40	146	345533	11.28 ppbV	99
59) Dichlorobenzene,_1,2-	22.02	146	304373	11.27 ppbV	98
60) Trichlorobenzene,_1,2,4-	25.40	180	194924	10.93 ppbV	95
61) Hexachlorobutadiene	26.16	225	120190	11.45 ppbV	100

(#) = qualifier out of range (m) = manual integration (+) = signals summed

Quantitation Report (QT Reviewed)

Data Path : P:\ChemStation\60419\
Data File : 0807dcs.D
Acq On : 07 Aug 2006 09:43
Operator : .
Sample : 10 ppbv DCS.
Misc : .
ALS Vial : 1 Sample Multiplier: 1

Quant Time: Aug 07 10:47:38 2006
Quant Method : C:\MSDCHEM\1\METHODS\PAL0726.M
Quant Title : TO-15
QLast Update : Mon Aug 07 10:47:32 2006
Response via : Initial Calibration

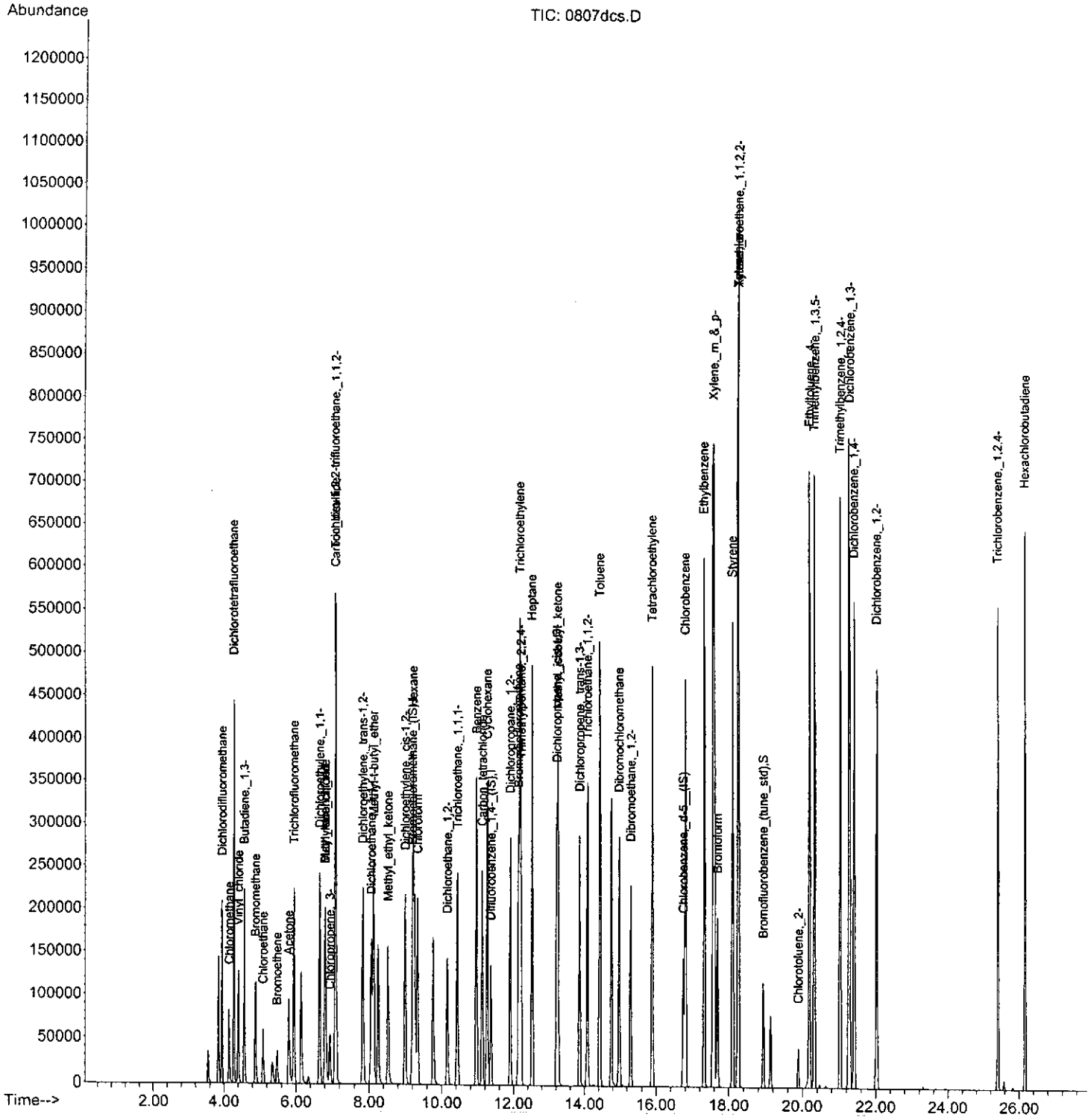

PAL0726.M Fri Sep 08 14:15:09 2006 IAL

Evaluate Continuing Calibration Report

Runs with this DCS	Data Files
BFB tune	0808bfb
10 ppbv Laboratory Control Spike	0808lcs01
10 ppbv Laboratory Control Spike	0808lcs02
Method Blank	0808blk
Sample 60419-06x25	080801

Data Path : C:\MSDChem\1\DATA\Aug06\
Data File : 0808dcs.D
Acq On : 08 Aug 2006 11:18
Operator : .
Sample : 10 ppbv DCS.
Misc : .
ALS Vial : 1 Sample Multiplier: 1

Quant Time: Aug 08 13:13:08 2006
Quant Method : C:\MSDCHEM\1\METHODS\PAL0726.M
Quant Title : TO-15
QLast Update : Tue Aug 08 13:13:01 2006
Response via : Initial Calibration

Min. RRF : 0.000 Min. Rel. Area : 0% Max. R.T. Dev 0.50min
Max. RRF Dev : 30% Max. Rel. Area : 500%

		Compound	AvgRF	CCRF	%Dev	Area%	Dev(min)
1	I	Bromochloromethane_(IS)	1.000	1.000	0.0	137	0.00
2		Dichlorodifluoromethane	5.183	6.183	-19.3	147	0.00
3		Chloromethane	2.922	2.914	0.3	122	0.00
4		Dichlorotetrafluoroethane	8.242	8.901	-8.0	138	-0.01
5		Vinyl_chloride	3.978	4.541	-14.2	152	-0.01
6		Butadiene,_1,3-	3.022	3.582	-18.5	146	-0.01
7		Bromomethane	2.841	3.030	-6.7	144	-0.02
8		Chloroethane	2.128	2.335	-9.7	143	-0.01
9		Bromoethene	0.951	1.069	-12.4	143	-0.02
10		Acetone	4.193	5.136	-22.5	151	-0.02
11		Trichlorofluoromethane	5.126	5.909	-15.3	136	-0.01
12		Dichloroethylene,_1,1-	5.022	5.715	-13.8	141	-0.01
13		Butyl_Alcohol,_tert	2.224	2.628	-18.2	148	-0.02
14		Methylene_chloride	4.023	4.197	-4.3	135	-0.01
15		Chloropropene,_3-	0.516	0.572	-10.9	122	-0.01
16		Trichloro-1,2,2-trifluoroet	7.066	7.667	-8.5	141	-0.01
17		Carbon_disulfide	11.250	11.747	-4.4	128	-0.01
18		Dichloroethylene,_trans-1,2	5.079	5.460	-7.5	132	-0.01
19		Dichloroethane,_1,1-	6.504	7.584	-16.6	146	-0.01
20		Methyl-t-butyl_ether	9.596	11.096	-15.6	143	0.00
21		Methyl_ethyl_ketone	7.117	7.945	-11.6	139	-0.02
22		Dichloroethylene,_cis-1,2-	4.798	5.192	-8.2	140	0.00
23		Hexane	6.502	6.565	-1.0	124	0.00
24		Chloroform	6.038	7.338	-21.5	153	-0.01
25	I	Difluorobenzene,_1,4-_(IS)	1.000	1.000	0.0	141	0.00
26		Dichloroethane,_1,2-	0.725	0.871	-20.1	158	0.00
27		Trichloroethane,_1,1,1-	1.144	1.375	-20.2	165	0.00
28		Benzene	2.742	2.747	-0.2	130	0.00
29		Carbon_tetrachloride	1.082	1.251	-15.6	154	0.00
30		Cyclohexane	1.534	1.413	7.9	125	0.00
31		Dichloropropane,_1,2-	1.021	0.932	8.7	123	0.00
32		Bromodichloromethane	1.471	1.646	-11.9	147	0.00
33		Trichloroethylene	1.172	1.159	1.1	134	0.00
34		Trimethylpentane,_2,2,4-	1.709	1.644	3.8	125	0.00
35		Heptane	1.604	1.555	3.1	125	0.00
36		Dichloropropene,_cis-1,3-	1.512	1.522	-0.7	132	0.00
37		Methyl_isobutyl_ketone	1.755	1.874	-6.8	129	0.00
38		Dichloropropene,_trans-1,3-	1.368	1.434	-4.8	138	0.00
39		Trichloroethane,_1,1,2-	1.037	0.984	5.1	126	0.00
40		Chlorobenzene,_d-5__(IS)	1.000	1.000	0.0	132	0.00
41		Toluene	3.837	4.028	-5.0	125	0.00
42		Dibromochloromethane	1.464	1.639	-12.0	142	0.00
43		Dibromoethane,_1,2-	1.664	1.781	-7.0	137	0.00
44		Tetrachloroethylene	1.370	1.403	-2.4	131	0.00
45		Chlorobenzene	2.841	2.972	-4.6	126	0.00
46		Ethylbenzene	4.423	4.899	-10.8	125	0.00

Evaluate Continuing Calibration Report

Data Path : C:\MSDChem\1\DATA\Aug06\
Data File : 0808dcs.D
Acq On : 08 Aug 2006 11:18
Operator : .
Sample : 10 ppbv DCS.
Misc : .
ALS Vial : 1 Sample Multiplier: 1

Runs with this DCS	Data Files
BFB tune	0808bfb
10 ppbv Laboratory Control Spike	0808lcs01
10 ppbv Laboratory Control Spike	0808lcs02
Method Blank	0808blk
Sample 60419-06x25	080801

Quant Time: Aug 08 13:13:08 2006
Quant Method : C:\MSDCHEM\1\METHODS\PAL0726.M
Quant Title : TO-15
QLast Update : Tue Aug 08 13:13:01 2006
Response via : Initial Calibration

Min. RRF : 0.000 Min. Rel. Area : 0% Max. R.T. Dev 0.50min
Max. RRF Dev : 30% Max. Rel. Area : 500%

		Compound	AvgRF	CCRF	%Dev	Area%	Dev(min)
47		Xylene,_m_&_p-	7.009	7.770	-10.9	123	0.00
48		Bromoform	0.720	0.731	-1.5	125	0.00
49		Styrene	2.749	2.941	-7.0	122	0.00
50		Tetrachloroethane,_1,1,2,2-	2.585	2.825	-9.3	121	0.00
51		Xylene,_o-	3.650	3.977	-9.0	125	0.01
52	S	Bromofluorobenzene_(tune_st	0.609	0.611	-0.3	132	0.00
53		Chlorotoluene,_2-	0.276	0.299	-8.3	127	0.00
54		Ethyltoluene,_4-	4.405	5.173	-17.4	128	0.01
55		Trimethylbenzene,_1,3,5-	3.835	4.592	-19.7	131	0.00
56		Trimethylbenzene,_1,2,4-	3.689	4.375	-18.6	132	0.01
57		Dichlorobenzene,_1,3-	2.465	2.627	-6.6	124	0.02
58		Dichlorobenzene,_1,4-	2.429	2.596	-6.9	128	0.00
59		Dichlorobenzene,_1,2-	2.142	2.336	-9.1	129	0.00
60		Trichlorobenzene,_1,2,4-	1.414	1.489	-5.3	121	0.00
61		Hexachlorobutadiene	0.832	0.914	-9.9	127	0.01

(#) = Out of Range SPCC's out = 0 CCC's out = 0

Quantitation Report (QT Reviewed)

Data Path : P:\ChemStation\60419\
Data File : 0808dcs.D
Acq On : 08 Aug 2006 11:18
Operator : .
Sample : 10 ppbv DCS.
Misc : .
ALS Vial : 1 Sample Multiplier: 1

Quant Time: Aug 08 13:13:10 2006
Quant Method : C:\MSDCHEM\1\METHODS\PAL0726.M
Quant Title : TO-15
QLast Update : Tue Aug 08 13:13:01 2006
Response via : Initial Calibration

Internal Standards	R.T.	QIon	Response	Conc	Units	Dev(Min)
1) Bromochloromethane_(IS)	9.19	130	28958	10.00	ppbV	0.00
25) Difluorobenzene,_1,4-_(IS)	11.37	114	142384	10.00	ppbV	0.00
40) Chlorobenzene,_d-5__(IS)	16.75	117	120844	10.00	ppbV	0.00

System Monitoring Compounds

52) Bromofluorobenzene_(tune_s	18.93	95	73867	10.04	ppbV	0.00

Spiked Amount 10.000 Range 75 - 125 Recovery = 100.40%

Target Compounds

						Qvalue
2) Dichlorodifluoromethane	3.94	85	179036	11.93	ppbV	99
3) Chloromethane	4.14	50	84376	9.97	ppbV	100
4) Dichlorotetrafluoroethane	4.27	85	257747	10.80	ppbV	98
5) Vinyl_chloride	4.40	62	131511	11.42	ppbV	99
6) Butadiene,_1,3-	4.56	54	103736	11.85	ppbV	98
7) Bromomethane	4.87	94	87745	10.66	ppbV	97
8) Chloroethane	5.08	64	67629	10.98	ppbV	99
9) Bromoethene	5.47	106	30951	11.24	ppbV	97
10) Acetone	5.79	43	148721	12.25	ppbV	97
11) Trichlorofluoromethane	5.94	101	171113	11.53	ppbV	98
12) Dichloroethylene,_1,1-	6.65	61	165500	11.38	ppbV	100
13) Butyl_Alcohol,_tert	6.78	59	76093	11.82	ppbV	100
14) Methylene_chloride	6.80	49	121549	10.43	ppbV	100
15) Chloropropene,_3-	6.92	76	16563	11.08	ppbV	100
16) Trichloro-1,2,2-trifluoroe	7.08	101	222033	10.85	ppbV	99
17) Carbon_disulfide	7.10	76	340161	10.44	ppbV #	98
18) Dichloroethylene,_trans-1,	7.83	61	158118	10.75	ppbV	97
19) Dichloroethane,_1,1-	8.05	63	219606	11.66	ppbV	99
20) Methyl-t-butyl_ether	8.12	73	321317	11.56	ppbV	99
21) Methyl_ethyl_ketone	8.51	43	230072	11.16	ppbV	99
22) Dichloroethylene,_cis-1,2-	8.99	61	150350	10.82	ppbV	98
23) Hexane	9.21	57	190109	10.10	ppbV	98
24) Chloroform	9.33	83	212501	12.15	ppbV	100
26) Dichloroethane,_1,2-	10.15	62	124022	12.01	ppbV #	80
27) Trichloroethane,_1,1,1-	10.43	97	195835	12.02	ppbV	97
28) Benzene	10.96	78	391162	10.02	ppbV	97
29) Carbon_tetrachloride	11.12	117	178128	11.56	ppbV	99
30) Cyclohexane	11.26	56	201126	9.21	ppbV	98
31) Dichloropropane,_1,2-	11.91	63	132645	9.12	ppbV #	97
32) Bromodichloromethane	12.14	83	234396	11.19	ppbV	99
33) Trichloroethylene	12.19	130	165041	9.89	ppbV	95
34) Trimethylpentane,_2,2,4-	12.21	57	234125	9.62	ppbV	97
35) Heptane	12.53	43	221337	9.69	ppbV	100
36) Dichloropropene,_cis-1,3-	13.22	75	216708	10.07	ppbV	99
37) Methyl_isobutyl_ketone	13.25	43	266781	10.67	ppbV	99
38) Dichloropropene,_trans-1,3	13.87	75	204108	10.48	ppbV	99
39) Trichloroethane,_1,1,2-	14.08	97	140133	9.49	ppbV	97
41) Toluene	14.43	91	486709	10.50	ppbV	97
42) Dibromochloromethane	14.97	129	198009	11.19	ppbV	96
43) Dibromoethane,_1,2-	15.29	107	215172	10.70	ppbV	99
44) Tetrachloroethylene	15.89	166	169541	10.24	ppbV	95
45) Chlorobenzene	16.81	112	359191	10.46	ppbV	99

Quantitation Report (QT Reviewed)

Data Path : P:\ChemStation\60419\
Data File : 0808dcs.D
Acq On : 08 Aug 2006 11:18
Operator : .
Sample : 10 ppbv DCS.
Misc : .
ALS Vial : 1 Sample Multiplier: 1

Quant Time: Aug 08 13:13:10 2006
Quant Method : C:\MSDCHEM\1\METHODS\PAL0726.M
Quant Title : TO-15
QLast Update : Tue Aug 08 13:13:01 2006
Response via : Initial Calibration

Internal Standards	R.T.	QIon	Response	Conc	Units	Dev(Min)
46) Ethylbenzene	17.32	91	591965	11.07	ppbV	97
47) Xylene,_m_&_p-	17.59	91	938910	11.09	ppbV	98
48) Bromoform	17.69	171	88319	10.16	ppbV	97
49) Styrene	18.10	104	355375	10.70	ppbV	94
50) Tetrachloroethane,_1,1,2,2	18.25	83	341328	10.93	ppbV	98
51) Xylene,_o-	18.26	91	480544	10.89	ppbV	100
53) Chlorotoluene,_2-	19.88	91	36166	10.84	ppbV	100
54) Ethyltoluene,_4-	20.19	105	625119	11.74	ppbV	98
55) Trimethylbenzene,_1,3,5-	20.32	105	554970	11.97	ppbV	95
56) Trimethylbenzene,_1,2,4-	21.02	105	528721	11.86	ppbV	97
57) Dichlorobenzene,_1,3-	21.29	146	317463	10.66	ppbV	98
58) Dichlorobenzene,_1,4-	21.40	146	313715	10.69	ppbV	99
59) Dichlorobenzene,_1,2-	22.02	146	282282	10.91	ppbV	99
60) Trichlorobenzene,_1,2,4-	25.40	180	179949	10.53	ppbV	95
61) Hexachlorobutadiene	26.16	225	110471	10.98	ppbV	100

(#) = qualifier out of range (m) = manual integration (+) = signals summed

Quantitation Report (QT Reviewed)

Data Path : P:\ChemStation\60419\
Data File : 0808dcs.D
Acq On : 08 Aug 2006 11:18
Operator : .
Sample : 10 ppbv DCS.
Misc : .
ALS Vial : 1 Sample Multiplier: 1

Quant Time: Aug 08 13:13:10 2006
Quant Method : C:\MSDCHEM\1\METHODS\PAL0726.M
Quant Title : TO-15
QLast Update : Tue Aug 08 13:13:01 2006
Response via : Initial Calibration

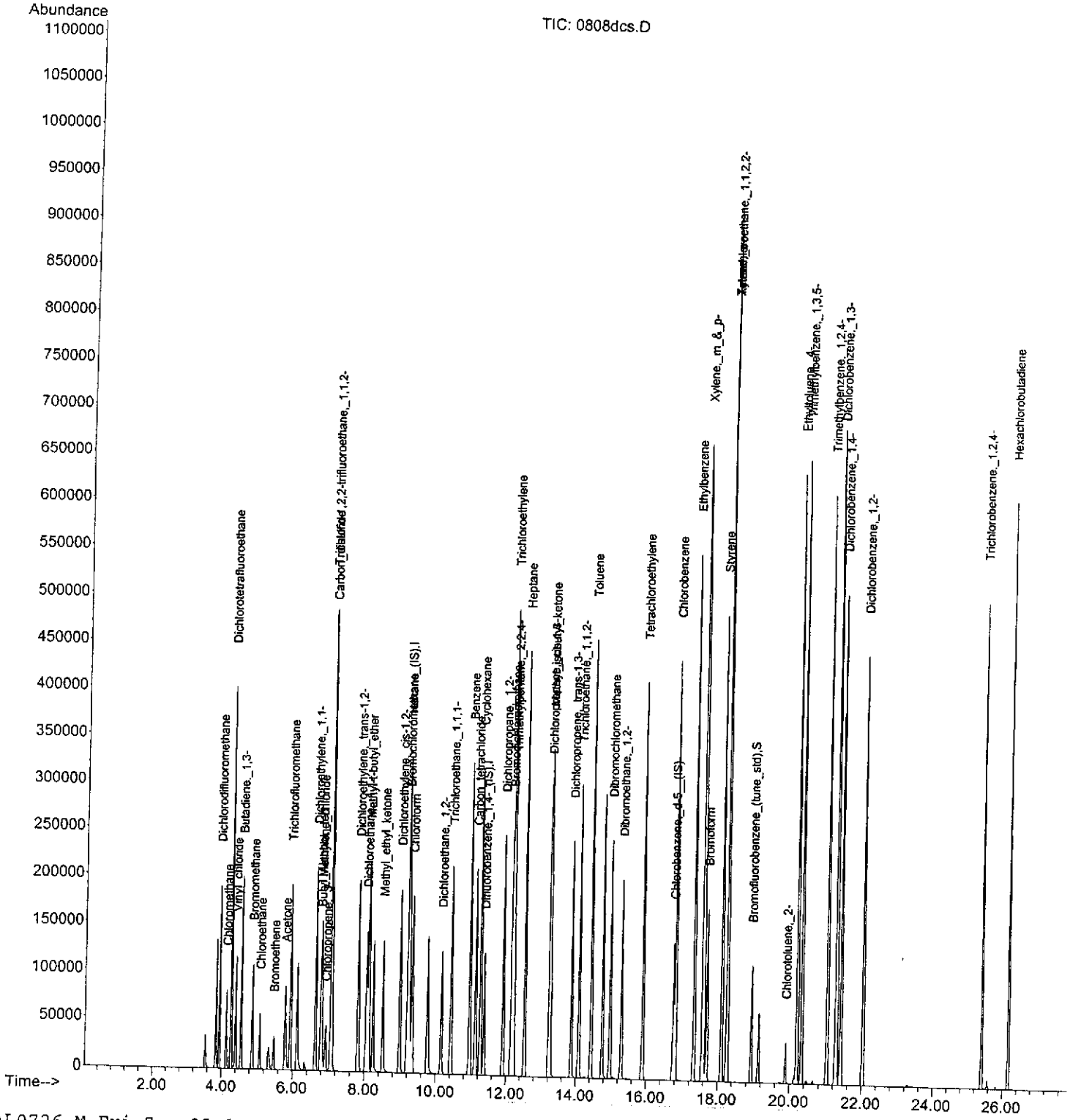

PAL0726.M Fri Sep 08 14:15:44 2006 IAL

Evaluate Continuing Calibration Report

Data Path : C:\MSDChem\1\DATA\Aug06\
Data File : 0809dcs.D
Acq On : 09 Aug 2006 08:37
Operator : .
Sample : 10 ppbv DCS.
Misc : .
ALS Vial : 1 Sample Multiplier: 1

Runs with this DCS	Data Files
BFB tune	0809bfb
10 ppbv Laboratory Control Spike	0809lcs01
10 ppbv Laboratory Control Spike	0809lcs02
Method Blank	0809blk
Sample 60419-07x25	080901
Sample 60419-11x25	080903
Sample 60419-12x25	080905

Quant Time: Aug 09 09:28:46 2006
Quant Method : C:\MSDCHEM\1\METHODS\PAL0726.M
Quant Title : TO-15
QLast Update : Wed Aug 09 09:24:23 2006
Response via : Initial Calibration

Min. RRF : 0.000 Min. Rel. Area : 0% Max. R.T. Dev 0.50min
Max. RRF Dev : 30% Max. Rel. Area : 500%

		Compound	AvgRF	CCRF	%Dev	Area%	Dev(min)
1	I	Bromochloromethane_(IS)	1.000	1.000	0.0	108	0.02
2		Dichlorodifluoromethane	5.183	6.160	-18.9	115	0.00
3		Chloromethane	2.922	2.999	-2.6	99	0.01
4		Dichlorotetrafluoroethane	8.242	8.868	-7.6	108	0.00
5		Vinyl_chloride	3.978	4.293	-7.9	113	0.00
6		Butadiene,_1,3-	3.022	3.652	-20.8	117	0.01
7		Bromomethane	2.841	2.896	-1.9	108	0.00
8		Chloroethane	2.128	2.217	-4.2	107	0.01
9		Bromoethene	0.951	1.067	-12.2	112	0.01
10		Acetone	4.193	4.856	-15.8	112	0.02
11		Trichlorofluoromethane	5.126	5.745	-12.1	104	0.02
12		Dichloroethylene,_1,1-	5.022	5.575	-11.0	108	0.01
13		Butyl_Alcohol,_tert	2.224	2.554	-14.8	114	0.00
14		Methylene_chloride	4.023	4.066	-1.1	103	0.02
15		Chloropropene,_3-	0.516	0.582	-12.8	97	0.02
16		Trichloro-1,2,2-trifluoroet	7.066	7.269	-2.9	105	0.02
17		Carbon_disulfide	11.250	11.177	0.6	96	0.01
18		Dichloroethylene,_trans-1,2	5.079	5.339	-5.1	102	0.00
19		Dichloroethane,_1,1-	6.504	7.248	-11.4	110	0.02
20		Methyl-t-butyl_ether	9.596	10.684	-11.3	108	0.01
21		Methyl_ethyl_ketone	7.117	7.710	-8.3	107	0.00
22		Dichloroethylene,_cis-1,2-	4.798	5.016	-4.5	106	0.00
23		Hexane	6.502	6.325	2.7	94	0.00
24		Chloroform	6.038	7.108	-17.7	117	0.00
25	I	Difluorobenzene,_1,4-_(IS)	1.000	1.000	0.0	110	0.01
26		Dichloroethane,_1,2-	0.725	0.854	-17.8	120	0.01
27		Trichloroethane,_1,1,1-	1.144	1.341	-17.2	126	0.01
28		Benzene	2.742	2.669	2.7	98	0.00
29		Carbon_tetrachloride	1.082	1.204	-11.3	115	0.00
30		Cyclohexane	1.534	1.377	10.2	95	0.01
31		Dichloropropane,_1,2-	1.021	0.912	10.7	94	0.00
32		Bromodichloromethane	1.471	1.585	-7.7	110	0.01
33		Trichloroethylene	1.172	1.088	7.2	98	0.01
34		Trimethylpentane,_2,2,4-	1.709	1.577	7.7	94	0.01
35		Heptane	1.604	1.526	4.9	96	0.02
36		Dichloropropene,_cis-1,3-	1.512	1.470	2.8	99	0.01
37		Methyl_isobutyl_ketone	1.755	1.839	-4.8	99	0.01
38		Dichloropropene,_trans-1,3-	1.368	1.416	-3.5	106	0.01
39		Trichloroethane,_1,1,2-	1.037	0.956	7.8	95	0.01
40		Chlorobenzene,_d-5__(IS)	1.000	1.000	0.0	108	0.01
41		Toluene	3.837	3.785	1.4	96	0.01
42		Dibromochloromethane	1.464	1.537	-5.0	109	0.01
43		Dibromoethane,_1,2-	1.664	1.639	1.5	103	0.02
44		Tetrachloroethylene	1.370	1.334	2.6	102	0.01
45		Chlorobenzene	2.841	2.724	4.1	94	0.01
46		Ethylbenzene	4.423	4.587	-3.7	95	0.02

Evaluate Continuing Calibration Report

Data Path : C:\MSDChem\1\DATA\Aug06\
Data File : 0809dcs.D
Acq On : 09 Aug 2006 08:37
Operator : .
Sample : 10 ppbv DCS.
Misc : .
ALS Vial : 1 Sample Multiplier: 1

Runs with this DCS	Data Files
BFB tune	0809bfb
10 ppbv Laboratory Control Spike	0809lcs01
10 ppbv Laboratory Control Spike	0809lcs02
Method Blank	0809blk
Sample 60419-07x25	080901
Sample 60419-11x25	080903
Sample 60419-12x25	080905

Quant Time: Aug 09 09:28:46 2006
Quant Method : C:\MSDCHEM\1\METHODS\PAL0726.M
Quant Title : TO-15
QLast Update : Wed Aug 09 09:24:23 2006
Response via : Initial Calibration

Min. RRF : 0.000 Min. Rel. Area : 0% Max. R.T. Dev 0.50min
Max. RRF Dev : 30% Max. Rel. Area : 500%

		Compound	AvgRF	CCRF	%Dev	Area%	Dev(min)
47		Xylene,_m_&_p-	7.009	7.363	-5.1	95	0.01
48		Bromoform	0.720	0.677	6.0	95	0.01
49		Styrene	2.749	2.808	-2.1	95	0.01
50		Tetrachloroethane,_1,1,2,2-	2.585	2.660	-2.9	93	0.01
51		Xylene,_o-	3.650	3.815	-4.5	98	0.02
52	S	Bromofluorobenzene_(tune_st	0.609	0.630	-3.4	111	0.02
53		Chlorotoluene,_2-	0.276	0.283	-2.5	98	0.02
54		Ethyltoluene,_4-	4.405	4.992	-13.3	101	0.02
55		Trimethylbenzene,_1,3,5-	3.835	4.311	-12.4	100	0.02
56		Trimethylbenzene,_1,2,4-	3.689	4.275	-15.9	105	0.02
57		Dichlorobenzene,_1,3-	2.465	2.435	1.2	94	0.02
58		Dichlorobenzene,_1,4-	2.429	2.431	-0.1	98	0.02
59		Dichlorobenzene,_1,2-	2.142	2.169	-1.3	98	0.02
60		Trichlorobenzene,_1,2,4-	1.414	1.427	-0.9	95	0.02
61		Hexachlorobutadiene	0.832	0.855	-2.8	97	0.02

(#) = Out of Range SPCC's out = 0 CCC's out = 0

Quantitation Report (QT Reviewed)

Data Path : P:\ChemStation\60419\
Data File : 0809dcs.D
Acq On : 09 Aug 2006 08:37
Operator : .
Sample : 10 ppbv DCS.
Misc : .
ALS Vial : 1 Sample Multiplier: 1

Quant Time: Aug 09 09:28:48 2006
Quant Method : C:\MSDCHEM\1\METHODS\PAL0726.M
Quant Title : TO-15
QLast Update : Wed Aug 09 09:24:23 2006
Response via : Initial Calibration

Internal Standards	R.T.	QIon	Response	Conc	Units	Dev(Min)
1) Bromochloromethane_(IS)	9.21	130	22797	10.00	ppbV	0.02
25) Difluorobenzene,_1,4-_(IS)	11.38	114	110821	10.00	ppbV	0.01
40) Chlorobenzene,_d-5__(IS)	16.75	117	98511	10.00	ppbV	0.01

System Monitoring Compounds

52) Bromofluorobenzene_(tune_s	18.94	95	62023	10.34	ppbV	0.02

Spiked Amount 10.000 Range 75 - 125 Recovery = 103.40%

Target Compounds

						Qvalue
2) Dichlorodifluoromethane	3.96	85	140433	11.89	ppbV	99
3) Chloromethane	4.16	50	68360	10.26	ppbV	100
4) Dichlorotetrafluoroethane	4.30	85	202173	10.76	ppbV	98
5) Vinyl_chloride	4.42	62	97877	10.79	ppbV	100
6) Butadiene,_1,3-	4.58	54	83250	12.08	ppbV	98
7) Bromomethane	4.90	94	66027	10.19	ppbV	97
8) Chloroethane	5.11	64	50535	10.42	ppbV	99
9) Bromoethene	5.50	106	24333	11.22	ppbV	99
10) Acetone	5.83	43	110702	11.58	ppbV	98
11) Trichlorofluoromethane	5.96	101	130965	11.21	ppbV	97
12) Dichloroethylene,_1,1-	6.67	61	127094	11.10	ppbV	100
13) Butyl_Alcohol,_tert	6.81	59	58217	11.48	ppbV	100
14) Methylene_chloride	6.83	49	92682	10.11	ppbV	99
15) Chloropropene,_3-	6.95	76	13260	11.27	ppbV	100
16) Trichloro-1,2,2-trifluoroe	7.11	101	165718	10.29	ppbV	99
17) Carbon_disulfide	7.12	76	254806	9.94	ppbV #	98
18) Dichloroethylene,_trans-1,	7.85	61	121705	10.51	ppbV	99
19) Dichloroethane,_1,1-	8.08	63	165242	11.15	ppbV	99
20) Methyl-t-butyl_ether	8.14	73	243564	11.13	ppbV	99
21) Methyl_ethyl_ketone	8.54	43	175776	10.83	ppbV	99
22) Dichloroethylene,_cis-1,2-	9.01	61	114358	10.45	ppbV	99
23) Hexane	9.23	57	144183	9.73	ppbV	98
24) Chloroform	9.35	83	162050	11.77	ppbV	100
26) Dichloroethane,_1,2-	10.18	62	94692	11.79	ppbV #	80
27) Trichloroethane,_1,1,1-	10.45	97	148561	11.71	ppbV	97
28) Benzene	10.97	78	295749	9.73	ppbV #	84
29) Carbon_tetrachloride	11.13	117	133410	11.12	ppbV	99
30) Cyclohexane	11.28	56	152609	8.98	ppbV	97
31) Dichloropropane,_1,2-	11.92	63	101089	8.93	ppbV #	97
32) Bromodichloromethane	12.15	83	175706	10.78	ppbV	100
33) Trichloroethylene	12.20	130	120615	9.28	ppbV	95
34) Trimethylpentane,_2,2,4-	12.23	57	174756	9.23	ppbV	98
35) Heptane	12.54	43	169079	9.51	ppbV	99
36) Dichloropropene,_cis-1,3-	13.23	75	162855	9.72	ppbV	99
37) Methyl_isobutyl_ketone	13.26	43	203761	10.47	ppbV	99
38) Dichloropropene,_trans-1,3	13.87	75	156928	10.35	ppbV	99
39) Trichloroethane,_1,1,2-	14.09	97	105950	9.22	ppbV	98
41) Toluene	14.44	91	372910	9.87	ppbV	97
42) Dibromochloromethane	14.98	129	151428	10.50	ppbV	96
43) Dibromoethane,_1,2-	15.30	107	161482	9.85	ppbV	100
44) Tetrachloroethylene	15.90	166	131417	9.73	ppbV	94
45) Chlorobenzene	16.81	112	268367	9.59	ppbV	99

Quantitation Report (QT Reviewed)

Data Path : P:\ChemStation\60419\
Data File : 0809dcs.D
Acq On : 09 Aug 2006 08:37
Operator : .
Sample : 10 ppbv DCS.
Misc : .
ALS Vial : 1 Sample Multiplier: 1

Quant Time: Aug 09 09:28:48 2006
Quant Method : C:\MSDCHEM\1\METHODS\PAL0726.M
Quant Title : TO-15
QLast Update : Wed Aug 09 09:24:23 2006
Response via : Initial Calibration

Internal Standards	R.T.	QIon	Response	Conc Units	Dev(Min)
46) Ethylbenzene	17.33	91	451889	10.37 ppbV	97
47) Xylene,_m_&_p-	17.60	91	725348	10.51 ppbV	98
48) Bromoform	17.69	171	66726	9.41 ppbV	97
49) Styrene	18.10	104	276644	10.22 ppbV	94
50) Tetrachloroethane,_1,1,2,2	18.25	83	262058	10.29 ppbV	98
51) Xylene,_o-	18.27	91	375827	10.45 ppbV	99
53) Chlorotoluene,_2-	19.89	91	27831	10.23 ppbV	100
54) Ethyltoluene,_4-	20.20	105	491783	11.33 ppbV	98
55) Trimethylbenzene,_1,3,5-	20.33	105	424722	11.24 ppbV	95
56) Trimethylbenzene,_1,2,4-	21.03	105	421156	11.59 ppbV	97
57) Dichlorobenzene,_1,3-	21.29	146	239843	9.88 ppbV	98
58) Dichlorobenzene,_1,4-	21.41	146	239519	10.01 ppbV	99
59) Dichlorobenzene,_1,2-	22.03	146	213714	10.13 ppbV	98
60) Trichlorobenzene,_1,2,4-	25.41	180	140589	10.09 ppbV	95
61) Hexachlorobutadiene	26.17	225	84268	10.28 ppbV	100

(#) = qualifier out of range (m) = manual integration (+) = signals summed

Quantitation Report (QT Reviewed)

Data Path : P:\ChemStation\60419\
Data File : 0809dcs.D
Acq On : 09 Aug 2006 08:37
Operator : .
Sample : 10 ppbv DCS.
Misc : .
ALS Vial : 1 Sample Multiplier: 1

Quant Time: Aug 09 09:28:48 2006
Quant Method : C:\MSDCHEM\1\METHODS\PAL0726.M
Quant Title : TO-15
QLast Update : Wed Aug 09 09:24:23 2006
Response via : Initial Calibration

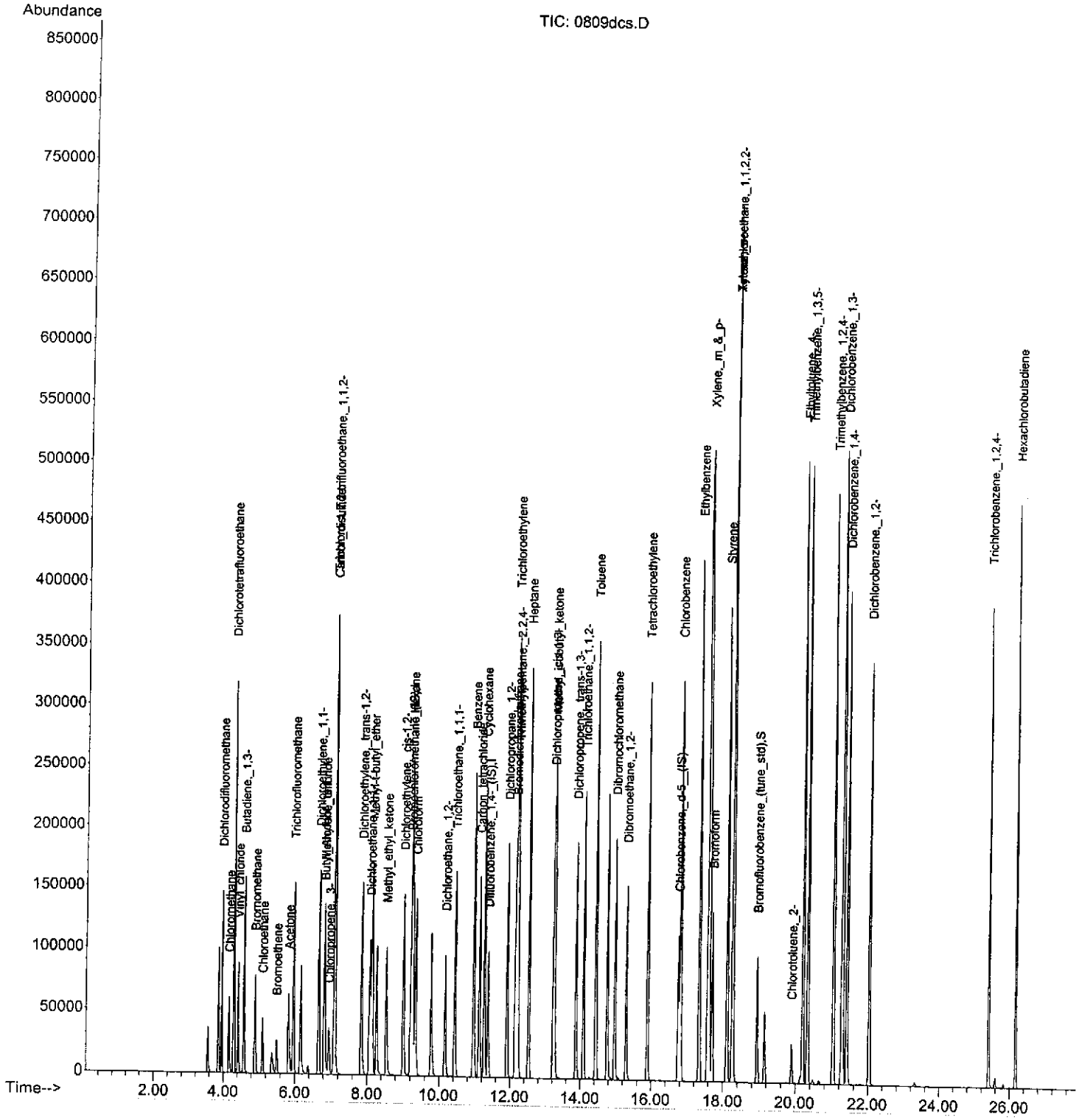

PAL0726.M Fri Sep 08 14:16:17 2006 IAL

Spectra Gases, Inc.

3434 Route 22 West, Branchburg, New Jersey 08876 USA
ISO 9001:2000

SHIPPED FROM: 80 INDUSTRIAL DRIVE ALPHA, NJ. 08865

SHIPPED TO: Princeton Analytical
47 Maple Ave
Flemington, NJ 08822

CERTIFICATE OF ANALYSIS

SGI ORDER # : 0092142
ITEM# : 1
CERTIFICATION DATE: 6/20/2006
P.O.# : 71431
BLEND TYPE: CERTIFIED

CYLINDER # : AB-19078
CYLINDER PRES: 1800 psig
CYLINDER VALVE: CGA 180
PRODUCT EXPIRATION DATE: 20/06/2007

ANALYTICAL ACCURACY: +/- 5%

COMPONENT	REQUESTED GAS CONC	ANALYSIS
Propylene	1.00 ppm	1.05 ppm
Freon-12	1.00 ppm	1.07 ppm
Chloromethane	1.00 ppm	1.01 ppm
Freon-114	1.00 ppm	0.96 ppm
Vinyl Chloride	1.00 ppm	1.02 ppm
1,3-Butadiene	1.00 ppm	1.08 ppm
Bromomethane	1.00 ppm	1.02 ppm
Chloroethane	1.00 ppm	1.02 ppm
Ethanol (Analytical Accuracy +/- 10%)	1.00 ppm	1.16 ppm
Acetone	1.00 ppm	1.04 ppm
Freon-11	1.00 ppm	0.96 ppm
Isopropyl Alcohol	1.00 ppm	1.14 ppm
1,1-Dichloroethene	1.00 ppm	1.09 ppm
Carbon Disulfide (Analytical Accuracy +/- 10%)	1.00 ppm	1.04 ppm
Methylene Chloride	1.00 ppm	1.09 ppm
Freon-113	1.00 ppm	1.05 ppm
Trans-1,2-Dichloroethene	1.00 ppm	1.03 ppm
1,1-Dichloroethane	1.00 ppm	1.05 ppm
Methyl Tert Butyl Ether	1.00 ppm	1.04 ppm
Vinyl Acetate	1.00 ppm	1.10 ppm
Methyl Ethyl Ketone	1.00 ppm	1.05 ppm
Cis-1,2-Dichloroethene	1.00 ppm	1.07 ppm
Hexane	1.00 ppm	1.05 ppm
Chloroform	1.00 ppm	1.05 ppm
Ethyl Acetate	1.00 ppm	1.05 ppm
Tetrahydrofuran	1.00 ppm	1.04 ppm
1,2-Dichloroethane	1.00 ppm	1.06 ppm
1,1,1-Trichloroethane	1.00 ppm	1.05 ppm
Benzene	1.00 ppm	1.07 ppm
Carbon Tetrachloride	1.00 ppm	1.05 ppm

Tel: +1 908-252-9300 Fax: +1 908-252-0811
www.spectragases.com

Spectra Gases, Inc.

3434 Route 22 West, Branchburg, New Jersey 08876 USA

ISO 9001:2000

SHIPPED FROM: 80 INDUSTRIAL DRIVE ALPHA, NJ. 08865

SHIPPED TO: Princeton Analytical
47 Maple Ave
Flemington, NJ 08822

CERTIFICATE OF ANALYSIS

SGI ORDER # : 0092142
ITEM# : 1
CERTIFICATION DATE: 6/20/2006
P.O.# : 71431
BLEND TYPE: CERTIFIED

CYLINDER # : AB-19078
CYLINDER PRES: 1800 psig
CYLINDER VALVE: CGA 180
PRODUCT EXPIRATION DATE: 20/06/2007

ANALYTICAL ACCURACY: +/- 5%

COMPONENT	REQUESTED GAS CONC	ANALYSIS
Cyclohexane	1.00 ppm	1.04 ppm
1,2-Dichloropropane	1.00 ppm	1.04 ppm
Trichloroethylene	1.00 ppm	1.04 ppm
Bromodichloromethane	1.00 ppm	1.04 ppm
1,4-Dioxane	1.00 ppm	1.04 ppm
Heptane	1.00 ppm	1.04 ppm
Cis-1,3-Dichloropropene	1.00 ppm	1.04 ppm
Methyl Isobutyl Ketone	1.00 ppm	1.05 ppm
Trans-1,3-Dichloropropene	1.00 ppm	1.04 ppm
1,1,2-Trichloroethane	1.00 ppm	1.15 ppm
Toluene	1.00 ppm	1.03 ppm
Methyl Butyl Ketone	1.00 ppm	1.06 ppm
Dibromochloromethane	1.00 ppm	1.06 ppm
1,2-Dibromoethane	1.00 ppm	1.03 ppm
Tetrachloroethylene	1.00 ppm	1.04 ppm
Chlorobenzene	1.00 ppm	1.03 ppm
Ethylbenzene	1.00 ppm	1.05 ppm
p-xylene	1.00 ppm	1.05 ppm
m-xylene	1.00 ppm	1.03 ppm
Bromoform	1.00 ppm	1.03 ppm
Styrene	1.00 ppm	1.03 ppm
o-xylene	1.00 ppm	1.03 ppm
1,1,2,2-Tetrachloroethane	1.00 ppm	1.03 ppm
4-Ethyltoluene	1.00 ppm	1.03 ppm
1,3,5-Trimethylbenzene	1.00 ppm	1.05 ppm
1,2,4-Trimethylbenzene	1.00 ppm	1.03 ppm
1,3-Dichlorobenzene	1.00 ppm	1.01 ppm
Benzyl Chloride (Analytical Accuracy +/- 10%)	1.00 ppm	1.02 ppm
1,4-Dichlorobenzene	1.00 ppm	1.02 ppm
1,2-Dichlorobenzene	1.00 ppm	1.01 ppm
	1.00 ppm	0.99 ppm

Tel: +1 908-252-9300 Fax: +1 908-252-0811
www.spectragases.com

Spectra Gases, Inc.
3434 Route 22 West, Branchburg, New Jersey 08876 USA
ISO 9001:2000

SHIPPED FROM: 80 INDUSTRIAL DRIVE ALPHA, NJ. 08865

SHIPPED TO: Princeton Analytical
47 Maple Ave
Flemington, NJ 08822

CERTIFICATE OF ANALYSIS

SGI ORDER # : 0092142
ITEM# : 1
CERTIFICATION DATE: 6/20/2006
P.O.# : 71431
BLEND TYPE: CERTIFIED

CYLINDER # : AB-19078
CYLINDER PRES: 1800 psig
CYLINDER VALVE: CGA 180
PRODUCT EXPIRATION DATE: 06/20/2007

ANALYTICAL ACCURACY: +/- 5%

COMPONENT	REQUESTED GAS CONC	ANALYSIS
1,2,4-Trichlorobenzene	1.00 ppm	0.97 ppm
Hexachloro-1,3-Butadiene	1.00 ppm	0.98 ppm
Nitrogen	Balance	Balance

LOT #: 244778

ANALYST: April Chamberlain

DATE: 06/20/2006

Tel: +1 908-252-9300 Fax: +1 908-252-0811
www.spectragases.com

Data Validation Checklist NYDEC

Title Page

- ___ PAL job number
- ___ Client project/site
- ___ Client ID
- ___ PAL sample number(s)
- ___ Laboratory certification numbers correct (ensure # are for the correct state)
- ___ Footer information

Case Narrative

- ___ PAL job number
- ___ Client project/site
- ___ Client ID
- ___ PAL sample number(s)
- ___ Receipt date
- ___ Analysis information (date, name of analyst)

Sample Summary

- ___ Check information against COC
- ___ Chain of Custody – make sure it was signed and dated upon receipt

Results

- ___ Sample Results Table – Check against PAL report(Summary of Results)

PAL Report

- ___ PAL job number
- ___ Date received
- ___ Date analyzed and report date
- ___ Client ID
- ___ PAL sample number(s)
- ___ Client project/site

- ___ Blank Result Table - check against PAL Blank report in Sec II, B
- ___ Spike Recovery Table – check against LCS report

Data Validation Checklist NYDEC (cont.)

JP Surrogate Recovery Table – Check against Quan reports for samples and daily calibration

Supporting Documentation & QA/QC

JP Analysis Run Log

JP Method Detection Limit Summary

JP Initial Calibration

JP Daily Calibration(s) – make sure there is a daily cal for each day of analysis

JP Example of Calculations

JP If applicable check the Raw Data Deliverables against the Table of Contents, Report narrative information should be checked as the case narrative above.

Comments and corrective action taken: _____

Validator

Print Name Jane Dennison

Signature

Jane Dennison, Ph.D., CIH
Laboratory Director

Example Calculation (EPA TO-15m)

$$\frac{\text{Area of Sample}}{\text{Area of Internal Standard}} \times \frac{\text{Concentration of Internal Standard (10 ppbV)}}{\text{Response Factor}} = \text{Concentration of Sample (ppbV)}$$

Fit Analysis Output For Method File: "C:\TC4\DATA\SP1000A.MTH"
Component Name: "Methane"
Date: 8/3/06 Time: 02:07 PM

Curve Parameters:

Curve #1 : 1st Order - Incl Origin
Weighting Factor = 1.0 (No Weighting) r^2 = 0.999878
Calibration Curve = (11507.431929) + (7443.907817)X

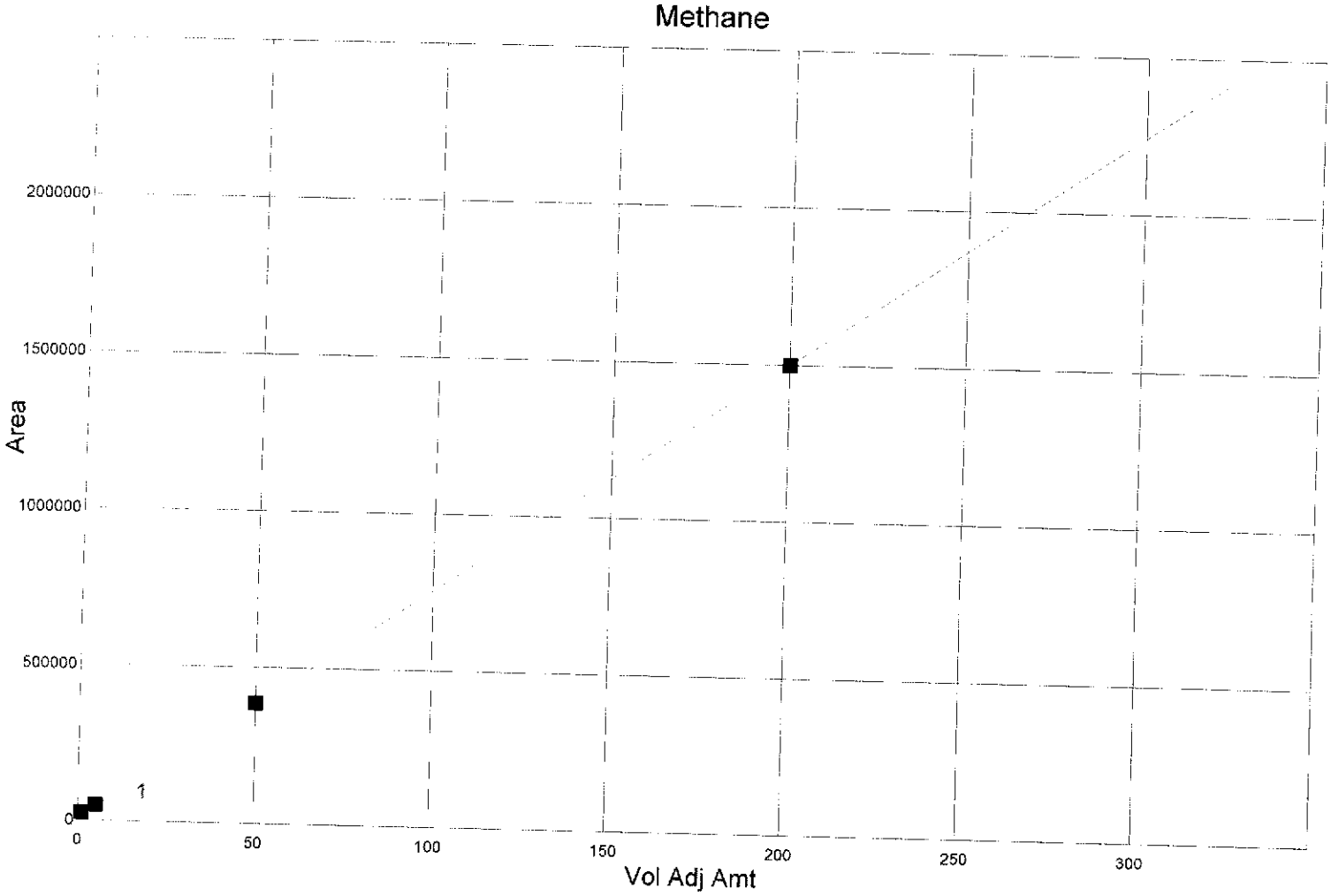

Level Name	Observed X-Value	Calculated X-Value	Delta	%Diff.	Observed Y-Value	Calculated Y-Value	Delta	%Diff.
4	1.000000	1.982234	-0.982234	-49.552	26263.000	18951.340	7311.660	38.581
3	5.010000	5.286950	-0.276950	-5.238	50863.000	48801.410	2061.590	4.224
2	50.000000	50.398067	-0.398067	-0.790	386666.000	383702.823	2963.177	0.772
1	200.000000	199.888634	0.111366	0.056	1499460.000	1500288.995	-828.995	-0.055

Software Version: 4.1<2F12>
Sample Name : 200 ppm Methane
Sample Number: 1
Operator : manager

Time : 8/3/06 11:03 AM
Study : bg

Instrument : 3400
AutoSampler :
Rack/Vial : 0/0

Channel : A A/D mV Range : 10000

Interface Serial # : 6365272898 Data Acquisition Time: 8/3/06 11:01 AM
Delay Time : 0.00 min.
End Time : 2.30 min.
Sampling Rate : 1.0000 pts/sec

Raw Data File : C:\TC4\DATA\0802001.RAW
Result File : C:\TC4\DATA\0802001.RST
Inst Method : C:\TC4\DATA\SP1000A from C:\TC4\DATA\0802001.RST
Proc Method : C:\TC4\DATA\SP1000A
Calib Method : C:\TC4\DATA\SP1000A
Sequence File : C:\TC4\DATA\0802.SEQ

Sample Volume : 1.0000 ul
Sample Amount : 1.0000

Area Reject : 0.000000
Dilution Factor : 1.00

Princeton Analytical Lab

1% SP1000, 45(0) to 220(3) 8/min, 40 cc/min N2, 5 ccL inj, FID range=12

Peak #	Component Name	Time [min]	Area [µV·s]	Height [µV]	Area [%]	Norm Area [%]	BL	Area/Height [s]	Adjusted Amount
1	Methane	0.991	1508190.00	340620.13	33.59	33.59	BB	4.43	202.0471
2	Ethane	1.797	2982285.00	552568.06	66.41	66.41	BB	5.40	197.9952
			4490475.00	893188.19	100.00	100.00			400.0423

Avg = 1,499,460

Chromatogram

Sample Name : 200 ppm Methane
FileName : C:\TC4\DATA\0802001.raw
Method : SP1000A
Start Time : 0.00 min End Time : 2.30 min
Scale Factor: 1.0 Plot Offset: 31 mV

Sample #: 1
Date : 8/3/06 11:03 AM
Time of Injection: 8/3/06 11:01 AM
Low Point : 30.97 mV High Point : 609.61 mV
Plot Scale: 578.6 mV

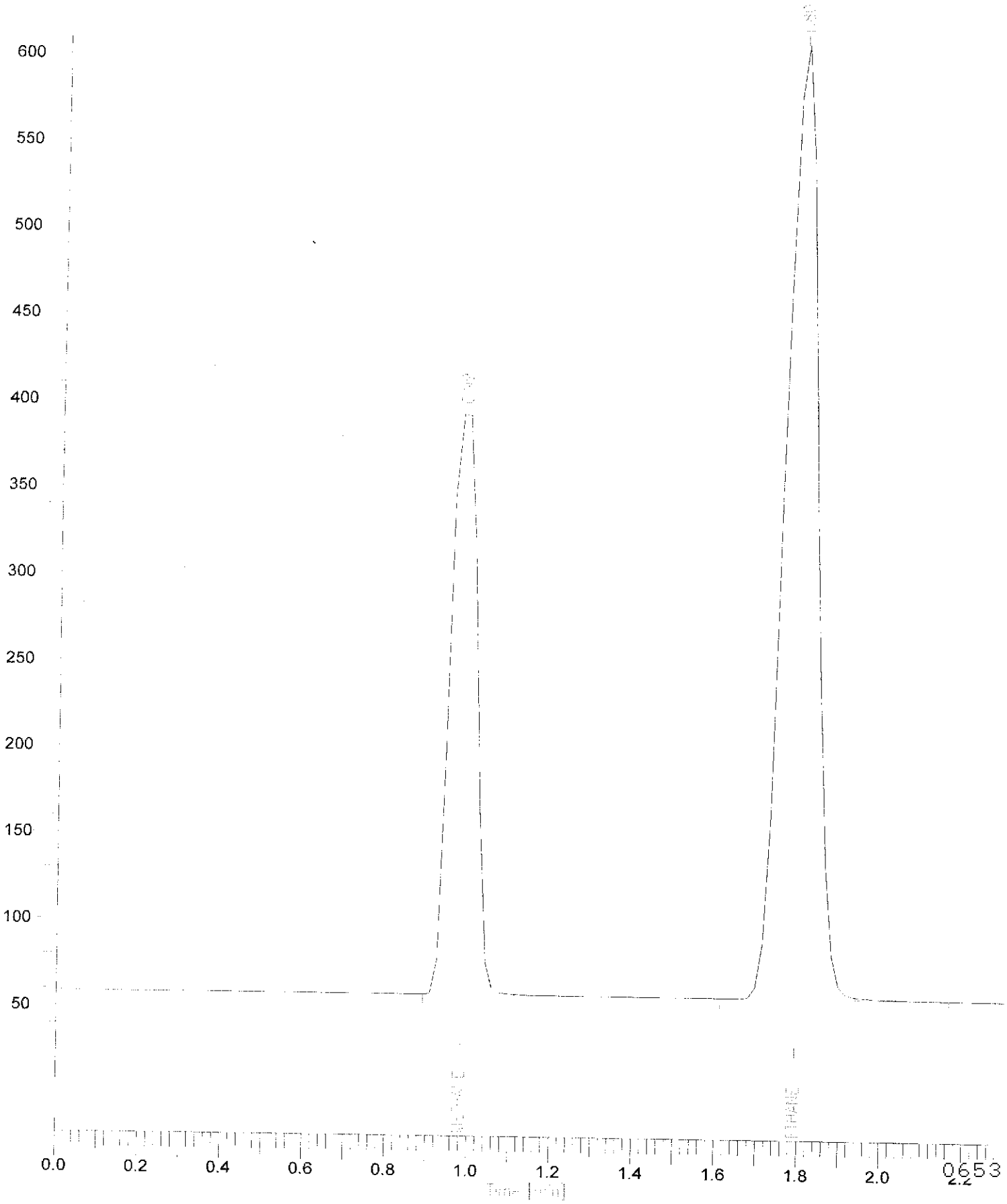

Software Version: 4.1<2F12>
Sample Name : 200 ppm Methane
Sample Number: 2
Operator : manager

Time : 8/3/06 11:07 AM
Study : bg

Instrument : 3400
AutoSampler :
Rack/Vial : 0/0

Channel : A A/D mV Range : 10000

Interface Serial # : 6365272898 Data Acquisition Time: 8/3/06 11:04 AM
Delay Time : 0.00 min.
End Time : 3.15 min.
Sampling Rate : 1.0000 pts/sec

Raw Data File : C:\TC4\DATA\0802002.RAW
Result File : C:\TC4\DATA\0802002.RST
Inst Method : C:\TC4\DATA\SP1000A from C:\TC4\DATA\0802002.RST
Proc Method : C:\TC4\DATA\SP1000A
Calib Method : C:\TC4\DATA\SP1000A
Sequence File : C:\TC4\DATA\0802.SEQ

Sample Volume : 1.0000 ul
Sample Amount : 1.0000

Area Reject : 0.000000
Dilution Factor : 1.00

Princeton Analytical Lab

1% SP1000, 45(0) to 220(3) 8/min, 40 cc/min N2, 5 ccL inj, FID range=12

Peak #	Component Name	Time [min]	Area [µV·s]	Height [µV]	Area [%]	Norm Area [%]	BL	Area/Height [s]	Adjusted Amount
1		0.546	2470.00	68.30	0.06	0.06	BB	36.16	0.0025
2	Methane	0.989	1494780.00	336701.94	33.60	33.60	BB	4.44	200.2343
3	Ethane	1.793	2951040.00	546311.35	66.34	66.34	BB	5.40	195.9086
			4448290.00	883081.60	100.00	100.00			396.1454

Chromatogram

Sample Name : 200 ppm Methane
FileName : C:\TC4\DATA\0802002.raw
Method : SP1000A
Start Time : 0.00 min End Time : 3.15 min
Scale Factor: 1.0 Plot Offset: 32 mV

Sample #: 2
Date : 8/3/06 11:07 AM
Time of Injection: 8/3/06 11:04 AM
Low Point : 31.56 mV High Point : 597.38 mV
Plot Scale: 565.8 mV

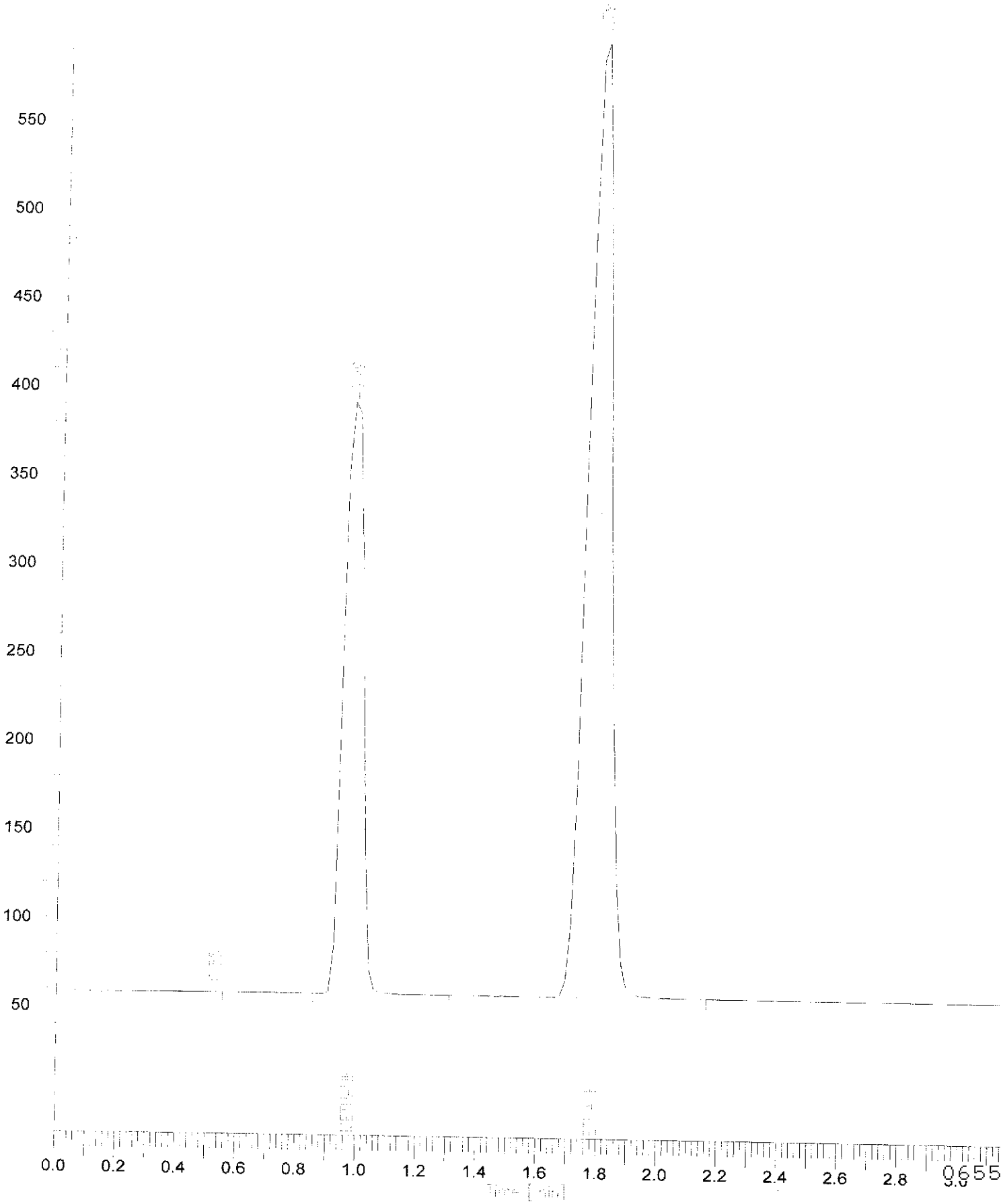

Software Version: 4.1<2F12>
Sample Name : 200 ppm Methane
Sample Number: 3
Operator : manager

Time : 8/3/06 11:11 AM
Study : bg

Instrument : 3400
AutoSampler :
Rack/Vial : 0/0

Channel : A A/D mV Range : 10000

Interface Serial # : 6365272898 Data Acquisition Time: 8/3/06 11:08 AM
Delay Time : 0.00 min.
End Time : 3.17 min.
Sampling Rate : 1.0000 pts/sec

Raw Data File : C:\TC4\DATA\0802003.RAW
Result File : C:\TC4\DATA\0802003.RST
Inst Method : C:\TC4\DATA\SP1000A from C:\TC4\DATA\0802003.RST
Proc Method : C:\TC4\DATA\SP1000A
Calib Method : C:\TC4\DATA\SP1000A
Sequence File : C:\TC4\DATA\0802.SEQ

Sample Volume : 1.0000 ul
Sample Amount : 1.0000

Area Reject : 0.000000
Dilution Factor : 1.00

Princeton Analytical Lab

1% SP1000, 45(0) to 220(3) 8/min, 40 cc/min N2, 5 ccL inj, FID range=12

Peak #	Component Name	Time [min]	Area [µV·s]	Height [µV]	Area [%]	Norm Area [%]	BL	Area/Height [s]	Adjusted Amount
1	Methane	0.990	1495410.00	336917.81	33.59	33.59	BB	4.44	200.3195
2	Ethane	1.792	2956865.00	548371.35	66.41	66.41	BB	5.39	196.2976
			4452275.00	885289.17	100.00	100.00			396.6171

Chromatogram

Sample Name : 200 ppm Methane
FileName : C:\TC4\DATA\0802003.raw
Method : SP1000A
Start Time : 0.00 min End Time : 3.17 min
Scale Factor: 1.0 Plot Offset: 32 mV

Sample #: 3
Date : 8/3/06 11:11 AM
Time of Injection: 8/3/06 11:08 AM
Low Point : 31.62 mV High Point : 596.80 mV
Plot Scale: 565.2 mV

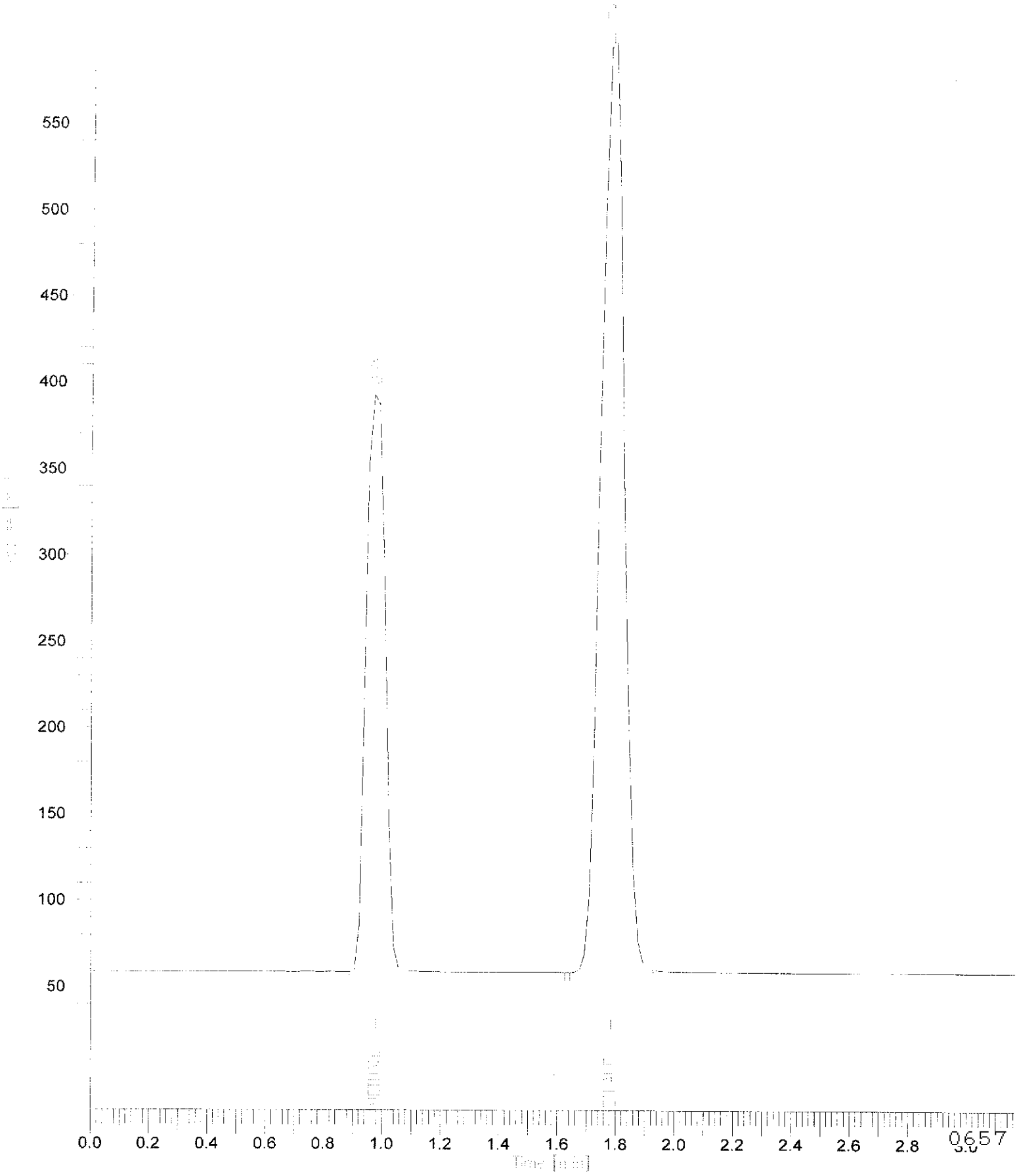

Software Version: 4.1<2F12>
Sample Name : 50.0 ppm Methane
Sample Number: 4
Operator : manager

Time : 8/3/06 11:16 AM
Study : bg

Instrument : 3400
AutoSampler :
Rack/Vial : 0/0

Channel : A A/D mV Range : 10000

Interface Serial # : 6365272898 Data Acquisition Time: 8/3/06 11:14 AM
Delay Time : 0.00 min.
End Time : 2.57 min.
Sampling Rate : 1.0000 pts/sec

Raw Data File : C:\TC4\DATA\0802004.RAW
Result File : C:\TC4\DATA\0802004.RST
Inst Method : C:\TC4\DATA\SP1000A from C:\TC4\DATA\0802004.RST
Proc Method : C:\TC4\DATA\SP1000A
Calib Method : C:\TC4\DATA\SP1000A
Sequence File : C:\TC4\DATA\0802.SEQ

Sample Volume : 1.0000 ul
Sample Amount : 1.0000

Area Reject : 0.000000
Dilution Factor : 1.00

Princeton Analytical Lab

1% SP1000, 45(0) to 220(3) 8/min, 40 cc/min N2, 5 ccL inj, FID range=12

Peak #	Component Name	Time [min]	Area [µV·s]	Height [µV]	Area [%]	Norm Area [%]	BL	Area/Height [s]	Adjusted Amount
1	Methane	0.980	384990.00	86655.96	33.35	33.35	BB	4.44	50.2114
2		1.525	1970.00	392.08	0.17	0.17	BB	5.02	0.0020
3	Ethane	1.782	767370.00	142399.08	66.48	66.48	BB	5.39	50.0775
			1154330.00	229447.12	100.00	100.00			100.2908

Ads = 386,666

Chromatogram

Sample Name : 50.0 ppm Methane
FileName : C:\TC4\DATA\0802004.raw
Method : SP1000A
Start Time : 0.00 min End Time : 2.57 min
Scale Factor: 1.0 Plot Offset: 51 mV

Sample #: 4
Date : 8/3/06 11:16 AM
Time of Injection: 8/3/06 11:14 AM
Low Point : 51.48 mV High Point : 201.21 mV
Plot Scale: 149.7 mV

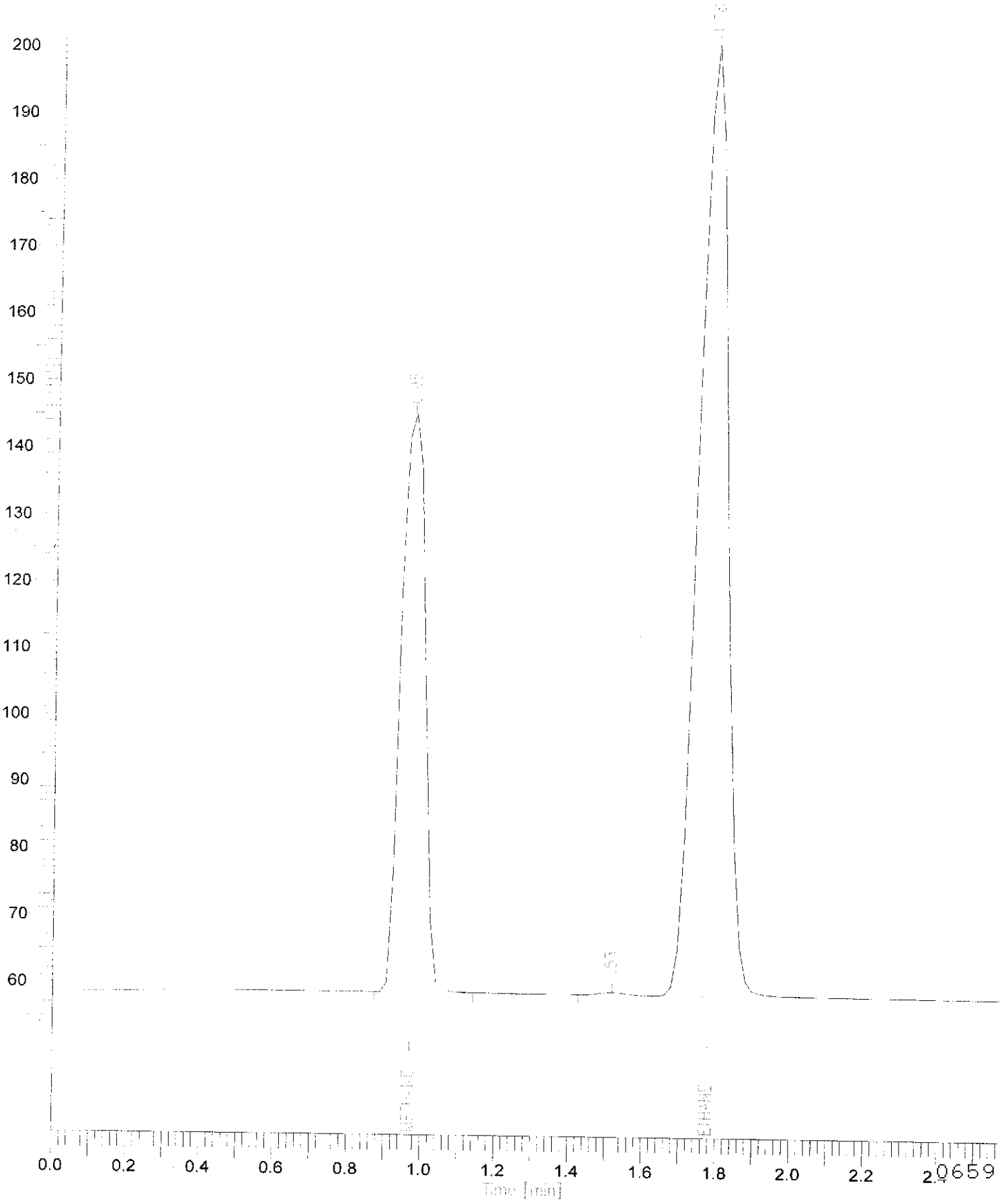

0659

Software Version: 4.1<2F12>
Sample Name : 50.0 ppm Methane
Sample Number: 5
Operator : manager

Time : 8/3/06 11:20 AM
Study : bg

Instrument : 3400
AutoSampler :
Rack/Vial : 0/0

Channel : A A/D mV Range : 10000

Interface Serial # : 6365272898 Data Acquisition Time: 8/3/06 11:17 AM
Delay Time : 0.00 min.
End Time : 2.77 min.
Sampling Rate : 1.0000 pts/sec

Raw Data File : C:\TC4\DATA\0802005.RAW
Result File : C:\TC4\DATA\0802005.RST
Inst Method : C:\TC4\DATA\SP1000A from C:\TC4\DATA\0802005.RST
Proc Method : C:\TC4\DATA\SP1000A
Calib Method : C:\TC4\DATA\SP1000A
Sequence File : C:\TC4\DATA\0802.SEQ

Sample Volume : 1.0000 ul
Sample Amount : 1.0000

Area Reject : 0.000000
Dilution Factor : 1.00

Princeton Analytical Lab

1% SP1000, 45(0) to 220(3) 8/min, 40 cc/min N2, 5 ccL inj, FID range=12

Peak #	Component Name	Time [min]	Area [µV·s]	Height [µV]	Area [%]	Norm Area [%]	BL	Area/Height [s]	Adjusted Amount
1	Methane	0.983	387895.00	87097.18	33.43	33.43	BB	4.45	50.6041
2		1.525	1855.00	385.00	0.16	0.16	BB	4.82	0.0019
3	Ethane	1.784	770550.00	143347.26	66.41	66.41	BB	5.38	50.2898
			1160300.00	230829.44	100.00	100.00			100.8958

Chromatogram

Sample Name : 50.0 ppm Methane
FileName : C:\TC4\DATA\0802005.raw
Method : SP1000A
Start Time : 0.00 min End Time : 2.77 min
Scale Factor: 1.0 Plot Offset: 51 mV

Sample #: 5
Date : 8/3/06 11:20 AM
Time of Injection: 8/3/06 11:17 AM
Low Point : 51.37 mV High Point : 202.24 mV
Plot Scale: 150.9 mV

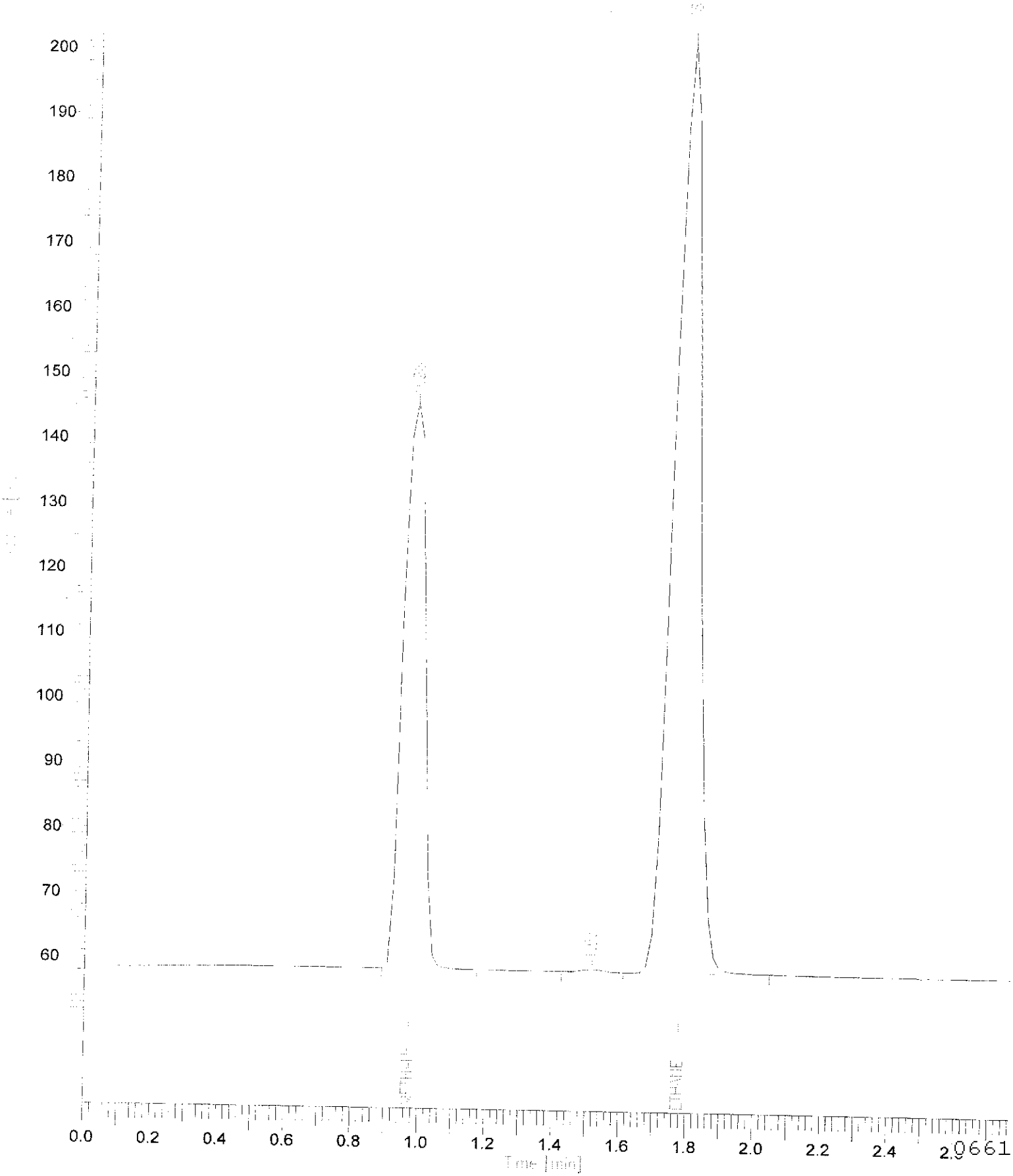

0661

Software Version: 4.1<2F12>
Sample Name : 50.0 ppm Methane
Sample Number: 6
Operator : manager

Time : 8/3/06 11:24 AM
Study : bg

Instrument : 3400
AutoSampler :
Rack/Vial : 0/0

Channel : A A/D mV Range : 10000

Interface Serial # : 6365272898 Data Acquisition Time: 8/3/06 11:21 AM
Delay Time : 0.00 min.
End Time : 2.17 min.
Sampling Rate : 1.0000 pts/sec

Raw Data File : C:\TC4\DATA\0802006.RAW
Result File : C:\TC4\DATA\0802006.RST
Inst Method : C:\TC4\DATA\SP1000A from C:\TC4\DATA\0802006.RST
Proc Method : C:\TC4\DATA\SP1000A
Calib Method : C:\TC4\DATA\SP1000A
Sequence File : C:\TC4\DATA\0802.SEQ

Sample Volume : 1.0000 ul
Sample Amount : 1.0000

Area Reject : 0.000000
Dilution Factor : 1.00

Princeton Analytical Lab

1% SP1000, 45(0) to 220(3) 8/min, 40 cc/min N2, 5 ccL inj, FID range=12

Peak #	Component Name	Time [min]	Area [µV·s]	Height [µV]	Area [%]	Norm Area [%]	BL	Area/Height [s]	Adjusted Amount
1	Methane	0.981	387115.00	87159.09	33.50	33.50	BB	4.44	50.4987
2		1.525	2015.00	402.50	0.17	0.17	BB	5.01	0.0020
3	Ethane	1.781	766480.00	142479.28	66.33	66.33	BB	5.38	50.0180
			1155610.00	230040.87	100.00	100.00			100.5187

Chromatogram

Sample Name : 50.0 ppm Methane
FileName : C:\TC4\DATA\0802006.raw
Method : SP1000A
Start Time : 0.00 min End Time : 2.17 min
Scale Factor: 1.0 Plot Offset: 51 mV

Sample #: 6
Date : 8/3/06 11:24 AM
Time of Injection: 8/3/06 11:21 AM
Low Point : 51.41 mV High Point : 201.15 mV
Plot Scale: 149.7 mV

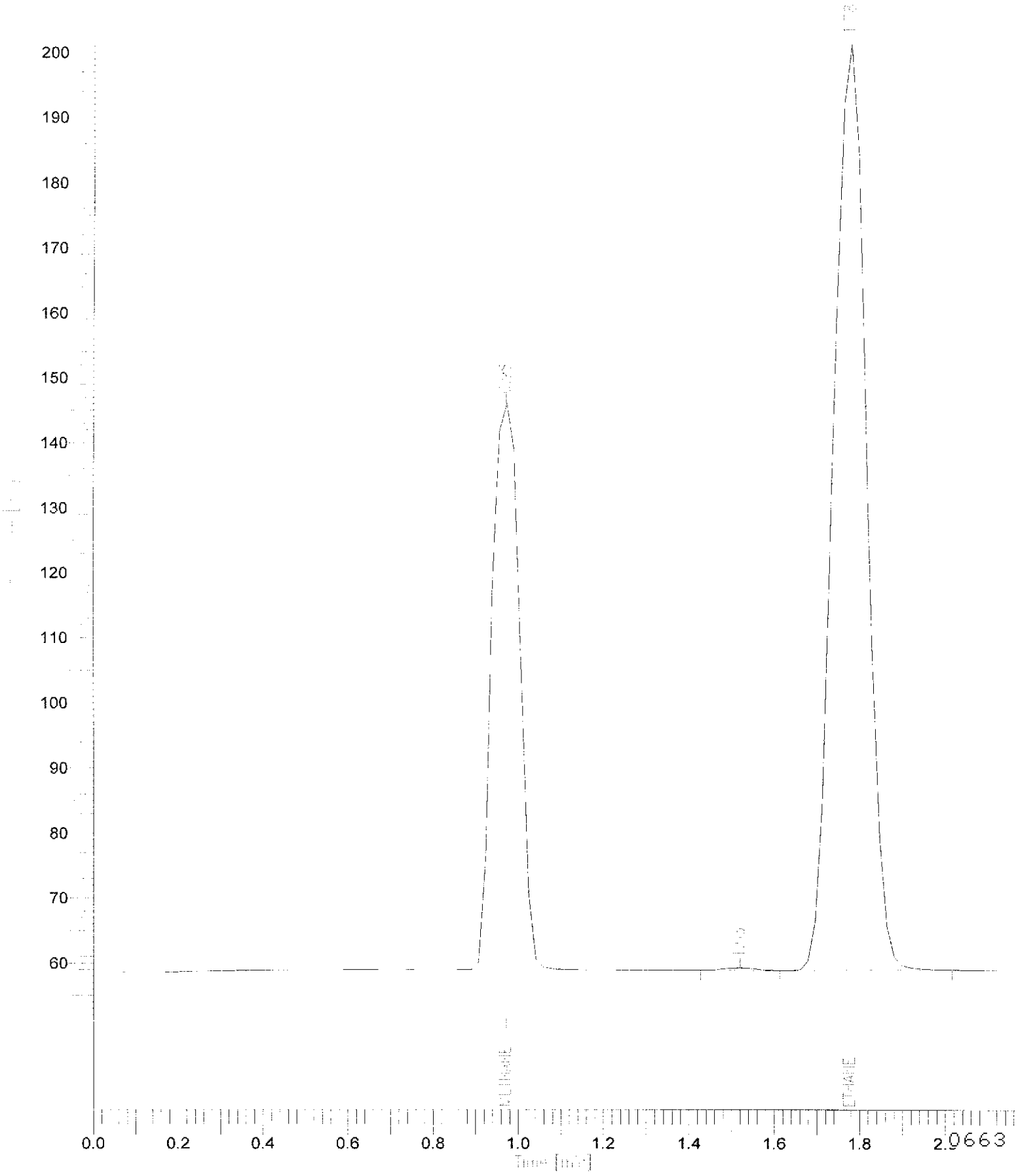

Software Version: 4.1<2F12>
Sample Name : 5.01ppm Methane
Sample Number: 8
Operator : manager

Time : 8/3/06 11:36 AM
Study : bg

Instrument : 3400
AutoSampler :
Rack/Vial : 0/0

Channel : A A/D mV Range : 10000

Interface Serial # : 6365272898 Data Acquisition Time: 8/3/06 11:32 AM
Delay Time : 0.00 min.
End Time : 3.82 min.
Sampling Rate : 1.0000 pts/sec

Raw Data File : C:\TC4\DATA\0802008.RAW
Result File : C:\TC4\DATA\0802008.RST
Inst Method : C:\TC4\DATA\SP1000A from C:\TC4\DATA\0802008.RST
Proc Method : C:\TC4\DATA\SP1000A
Calib Method : C:\TC4\DATA\SP1000A
Sequence File : C:\TC4\DATA\0802.SEQ

Sample Volume : 1.0000 ul
Sample Amount : 1.0000

Area Reject : 0.000000
Dilution Factor : 1.00

Princeton Analytical Lab

1% SP1000, 45(0) to 220(3) 8/min, 40 cc/min N2, 5 ccL inj, FID range=12

Peak #	Component Name	Time [min]	Area [µV·s]	Height [µV]	Area [%]	Norm Area [%]	BL	Area/Height [s]	Adjusted Amount
1		0.387	29560.00	6208.93	12.35	12.35	BV	4.76	0.0296
2		0.654	53390.00	1456.25	22.31	22.31	VB	36.66	0.0534
3	Methane	0.991	52915.00	11908.34	22.11	22.11	BB	4.44	5.4124
4	Ethane	1.786	103420.00	19173.60	43.22	43.22	BB	5.39	5.7372
			239285.00	38747.12	100.00	100.00			11.2325

Avg = 50,863

Chromatogram

Sample Name : 5.01ppm Methane
FileName : C:\TC4\DATA\0802008.raw
Method : SP1000A
Start Time : 0.00 min End Time : 3.82 min
Scale Factor: 1.0 Plot Offset: 51 mV

Sample #: 8
Date : 8/3/06 11:36 AM
Time of Injection: 8/3/06 11:32 AM
Low Point : 50.64 mV High Point : 78.27 mV
Plot Scale: 27.6 mV

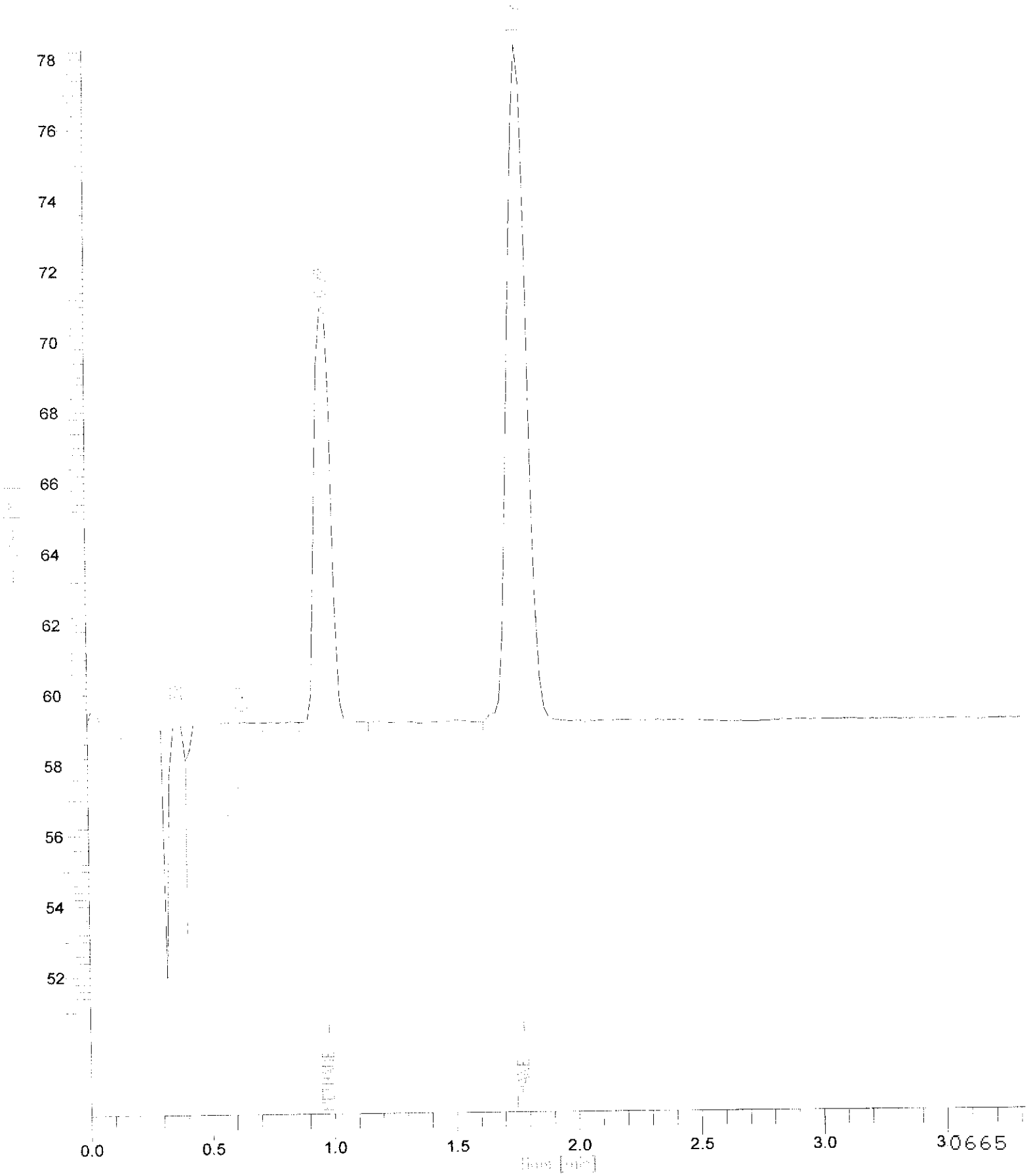

Software Version: 4.1<2F12>
Sample Name : 5.01ppm Methane
Sample Number: 8
Operator : manager

Time : 8/3/06 11:50 AM
Study : bg

Instrument : 3400
AutoSampler :
Rack/Vial : 0/0

Channel : A A/D mV Range : 10000

Interface Serial # : 6365272898 Data Acquisition Time: 8/3/06 11:40 AM
Delay Time : 0.00 min.
End Time : 10.00 min.
Sampling Rate : 1.0000 pts/sec

Raw Data File : C:\TC4\DATA\0802008A.RAW
Result File : C:\TC4\DATA\0802008A.RST
Inst Method : C:\TC4\DATA\SP1000A from C:\TC4\DATA\0802008A.RST
Proc Method : C:\TC4\DATA\SP1000A
Calib Method : C:\TC4\DATA\SP1000A
Sequence File : C:\TC4\DATA\0802.SEQ

Sample Volume : 1.0000 ul
Sample Amount : 1.0000

Area Reject : 0.000000
Dilution Factor : 1.00

Princeton Analytical Lab

1% SP1000, 45(0) to 220(3) 8/min, 40 cc/min N2, 5 ccL inj, FID range=12

Peak #	Component Name	Time [min]	Area [µV·s]	Height [µV]	Area [%]	Norm Area [%]	BL	Area/Height [s]	Adjusted Amount
1		0.047	1340.00	634.52	0.85	0.85	BB	2.11	0.0013
2	Methane	0.993	50420.00	11390.13	32.12	32.12	BB	4.43	5.0769
3	Ethane	1.787	99480.00	18339.02	63.38	63.38	BB	5.42	5.4740
4		8.647	2210.00	566.00	1.41	1.41	BB	3.90	0.0022
5		9.677	2300.00	567.56	1.47	1.47	BB	4.05	0.0023
6	% Methane	9.804	1210.00	233.75	0.77	0.77	BB	5.18	-0.0500
			156960.00	31730.98	100.00	100.00			10.5068

Chromatogram

Sample Name : 5.01ppm Methane
FileName : C:\TC4\DATA\0802008A.raw
Method : SP1000A
Start Time : 0.00 min End Time : 10.00 min
Scale Factor: 1.0 Plot Offset: 58 mV

Sample #: 8
Date : 8/3/06 11:50 AM
Time of Injection: 8/3/06 11:40 AM
Low Point : 57.92 mV High Point : 77.51 mV
Plot Scale: 19.6 mV

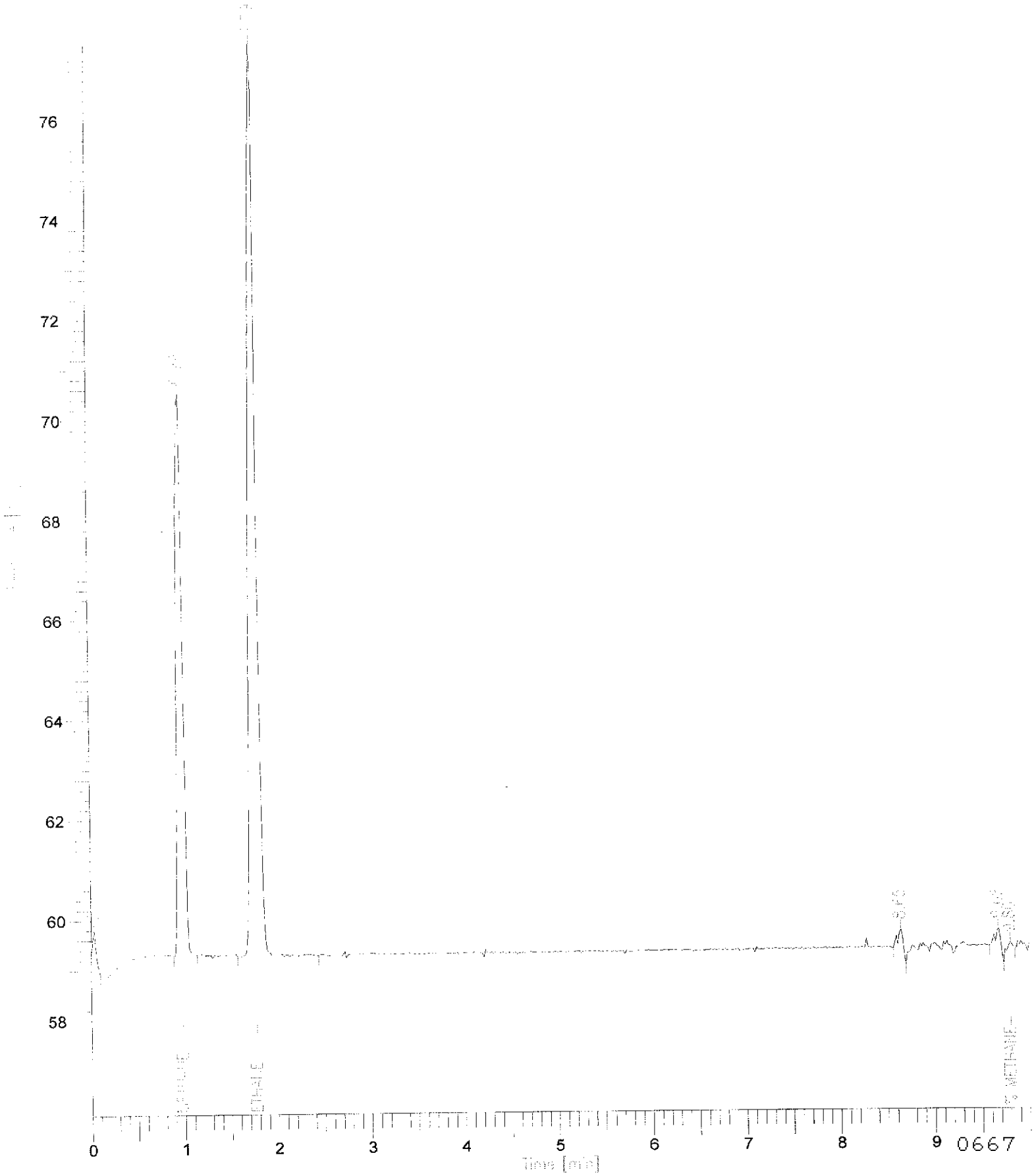

Software Version: 4.1<2F12>
Sample Name : 5.01 ppm Methane
Sample Number: 1
Operator : manager

Time : 8/3/06 01:04 PM
Study : bg

Instrument : 3400_ECD
AutoSampler :
Rack/Vial : 0/0

Channel : B A/D mV Range : 10000

Interface Serial # : 1065573257 Data Acquisition Time: 8/3/06 01:00 PM
Delay Time : 0.00 min.
End Time : 3.18 min.
Sampling Rate : 1.0000 pts/sec

Raw Data File : C:\TC4\DATA\0802001B.RAW
Result File : C:\TC4\DATA\0802001B.RST
Inst Method : C:\TC4\DATA\SP1000A from C:\TC4\DATA\0802001B.RST
Proc Method : C:\TC4\DATA\SP1000A
Calib Method : C:\TC4\DATA\SP1000A
Sequence File : C:\TC4\DATA\0802A.SEQ

Sample Volume : 1.0000 ul
Sample Amount : 1.0000

Area Reject : 0.000000
Dilution Factor : 1.00

Princeton Analytical Lab

1% SP1000, 45(0) to 220(3) 8/min, 40 cc/min N2, 5 ccL inj, FID range=12

Peak #	Component Name	Time [min]	Area [µV·s]	Height [µV]	Area [%]	Norm Area [%]	BL	Area/Height [s]	Adjusted Amount
1		0.052	1795.00	1032.73	1.17	1.17	BB	1.74	0.0018
2		0.800	4560.00	61.54	2.98	2.98	BB	74.10	0.0046
3	Methane	0.997	48780.00	10990.81	31.87	31.87	BB	4.44	4.8564
4	Ethane	1.781	97905.00	18182.02	63.97	63.97	BB	5.38	5.3689
			153040.00	30267.10	100.00	100.00			10.2316

Chromatogram

Sample Name : 5.01 ppm Methane
FileName : C:\TC4\DATA\0802001B.raw
Method : SP1000A
Start Time : 0.00 min End Time : 3.18 min
Scale Factor: 1.0 Plot Offset: 13 mV

Sample #: 1
Date : 8/3/06 01:04 PM
Time of Injection: 8/3/06 01:00 PM
Low Point : 13.06 mV High Point : 32.72 mV
Plot Scale: 19.7 mV

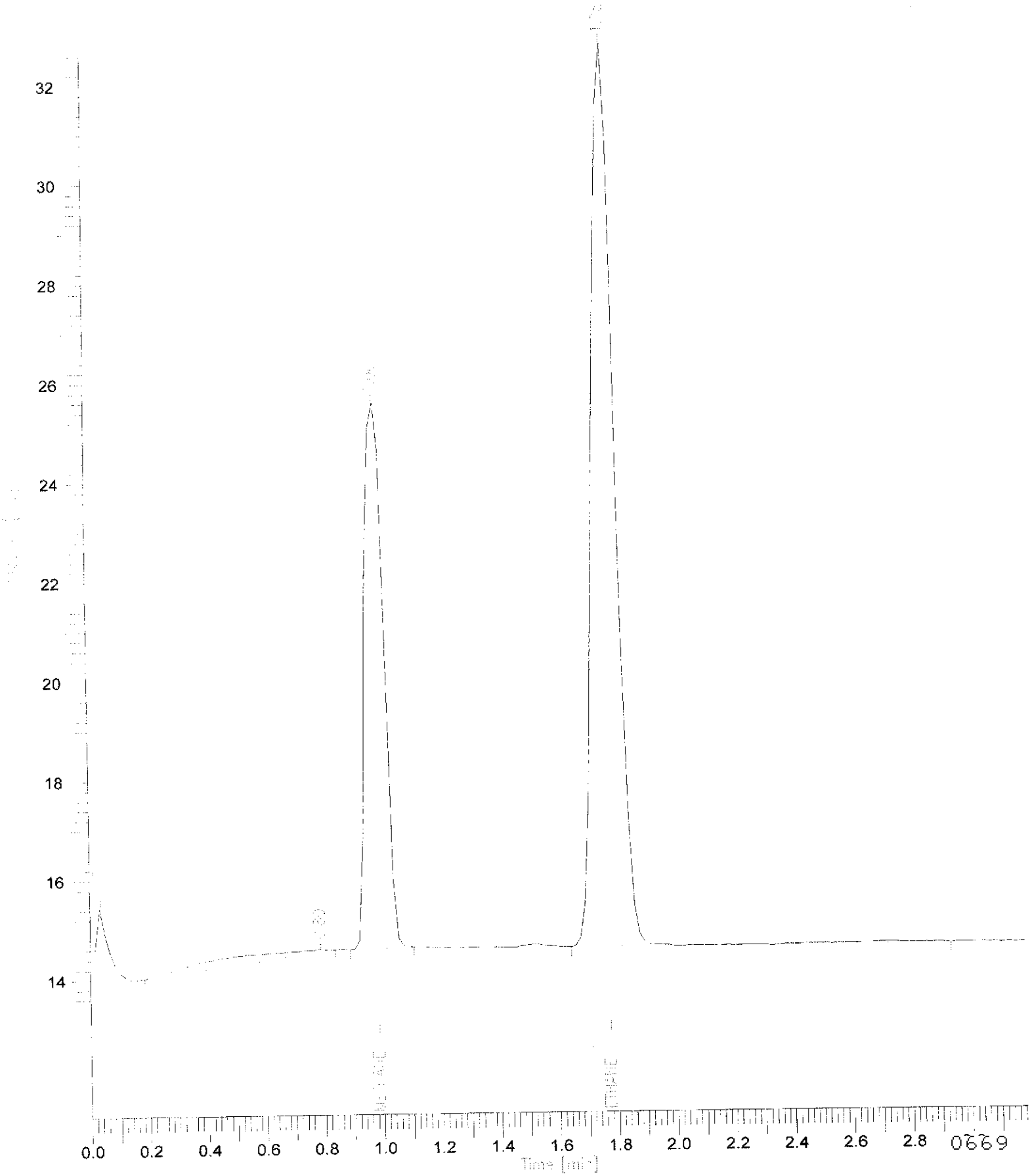

Software Version: 4.1<2F12>
Sample Name : 1 ppm Methane
Sample Number: 4
Operator : manager

Time : 8/3/06 01:39 PM
Study : bg

Instrument : 3400_ECD
AutoSampler :
Rack/Vial : 0/0

Channel : B A/D mV Range : 10000

Interface Serial # : 1065573257 Data Acquisition Time: 8/3/06 01:33 PM
Delay Time : 0.00 min.
End Time : 6.42 min.
Sampling Rate : 1.0000 pts/sec

Raw Data File : C:\TC4\DATA\0802004C.RAW
Result File : C:\TC4\DATA\0802004C.RST
Inst Method : C:\TC4\DATA\SP1000A from C:\TC4\DATA\0802004C.RST
Proc Method : C:\TC4\DATA\SP1000A
Calib Method : C:\TC4\DATA\SP1000A
Sequence File : C:\TC4\DATA\0802A.SEQ

Sample Volume : 1.0000 ul
Sample Amount : 1.0000

Area Reject : 0.000000
Dilution Factor : 1.00

Princeton Analytical Lab

1% SP1000, 45(0) to 220(3) 8/min, 40 cc/min N2, 5 ccL inj, FID range=12

Peak #	Component Name	Time [min]	Area [µV·s]	Height [µV]	Area [%]	Norm Area [%]	BL	Area/Height [s]	Adjusted Amount
1		0.977	24960.00	3411.04	50.95	50.95	BB	7.32	0.0250
2	Ethane	1.757	24030.00	4559.56	49.05	49.05	BB	5.27	0.4353
			48990.00	7970.60	100.00	100.00			0.4603

Avg = 26,263

Chromatogram

Sample Name : 1 ppm Methane
FileName : C:\TC4\DATA\0802004C.raw
Method : SP1000A
Start Time : 0.00 min
Scale Factor: 1.0

End Time : 6.42 min
Plot Offset: 14 mV

Sample #: 4
Date : 8/3/06 01:39 PM
Time of Injection: 8/3/06 01:33 PM
Low Point : 13.83 mV
Plot Scale: 5.3 mV

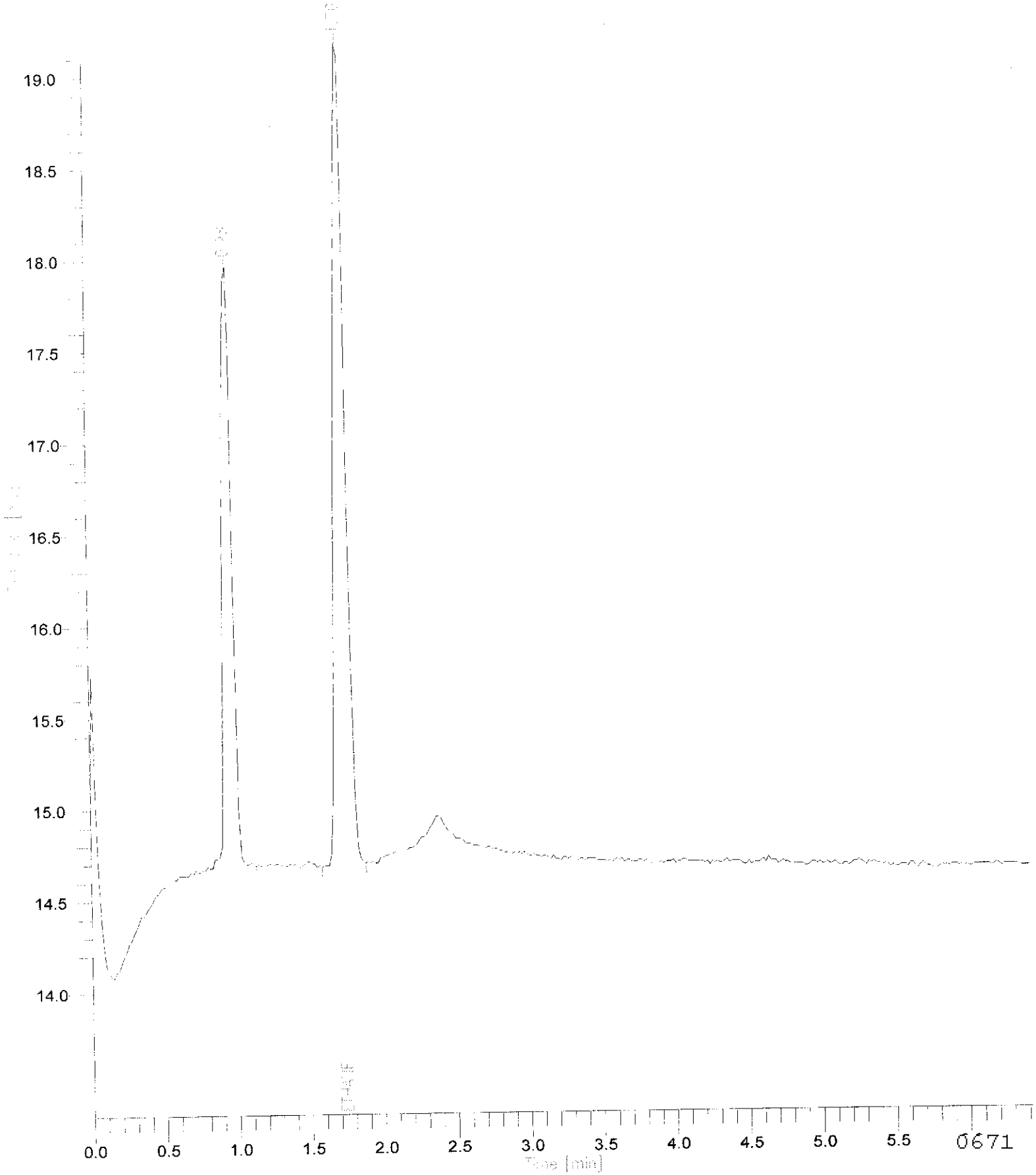

Software Version: 4.1<2F12>
Sample Name : ~~Blank~~ Blk 1/1r methane
Sample Number: 5
Operator : manager

Time : 8/3/06 01:26 PM
Study : bg

Instrument : 3400_ECD
AutoSampler :
Rack/Vial : 0/0

Channel : B A/D mV Range : 10000

Interface Serial # : 1065573257 Data Acquisition Time: 8/3/06 01:24 PM
Delay Time : 0.00 min.
End Time : 2.25 min.
Sampling Rate : 1.0000 pts/sec

Raw Data File : C:\TC4\DATA\0802005A.RAW
Result File : C:\TC4\DATA\0802005A.RST
Inst Method : C:\TC4\DATA\SP1000A from C:\TC4\DATA\0802005A.RST
Proc Method : C:\TC4\DATA\SP1000A
Calib Method : C:\TC4\DATA\SP1000A
Sequence File : C:\TC4\DATA\0802A.SEQ

Sample Volume : 1.0000 ul
Sample Amount : 1.0000

Area Reject : 0.000000
Dilution Factor : 1.00

Princeton Analytical Lab

1% SP1000, 45(0) to 220(3) 8/min, 40 cc/min N2, 5 ccL inj, FID range=12

Peak #	Component Name	Time [min]	Area [µV·s]	Height [µV]	Area [%]	Norm Area [%]	BL	Area/Height [s]	Adjusted Amount
1		0.978	26490.00	3409.63	53.17	53.17	BB	7.77	0.0265
2	Ethane	1.760	23335.00	4395.79	46.83	46.83	BB	5.31	0.3889
			49825.00	7805.42	100.00	100.00			0.4154

Chromatogram

Sample Name : ~~Blank~~ 1/1m methane
FileName : C:\TC4\DATA\0802005A.raw
Method : SP1000A
Start Time : 0.00 min End Time : 2.25 min
Scale Factor: 1.0 Plot Offset: 14 mV

Sample #: 5
Date : 8/3/06 01:26 PM
Time of Injection: 8/3/06 01:24 PM
Low Point : 13.84 mV High Point : 19.00 mV
Plot Scale: 5.2 mV

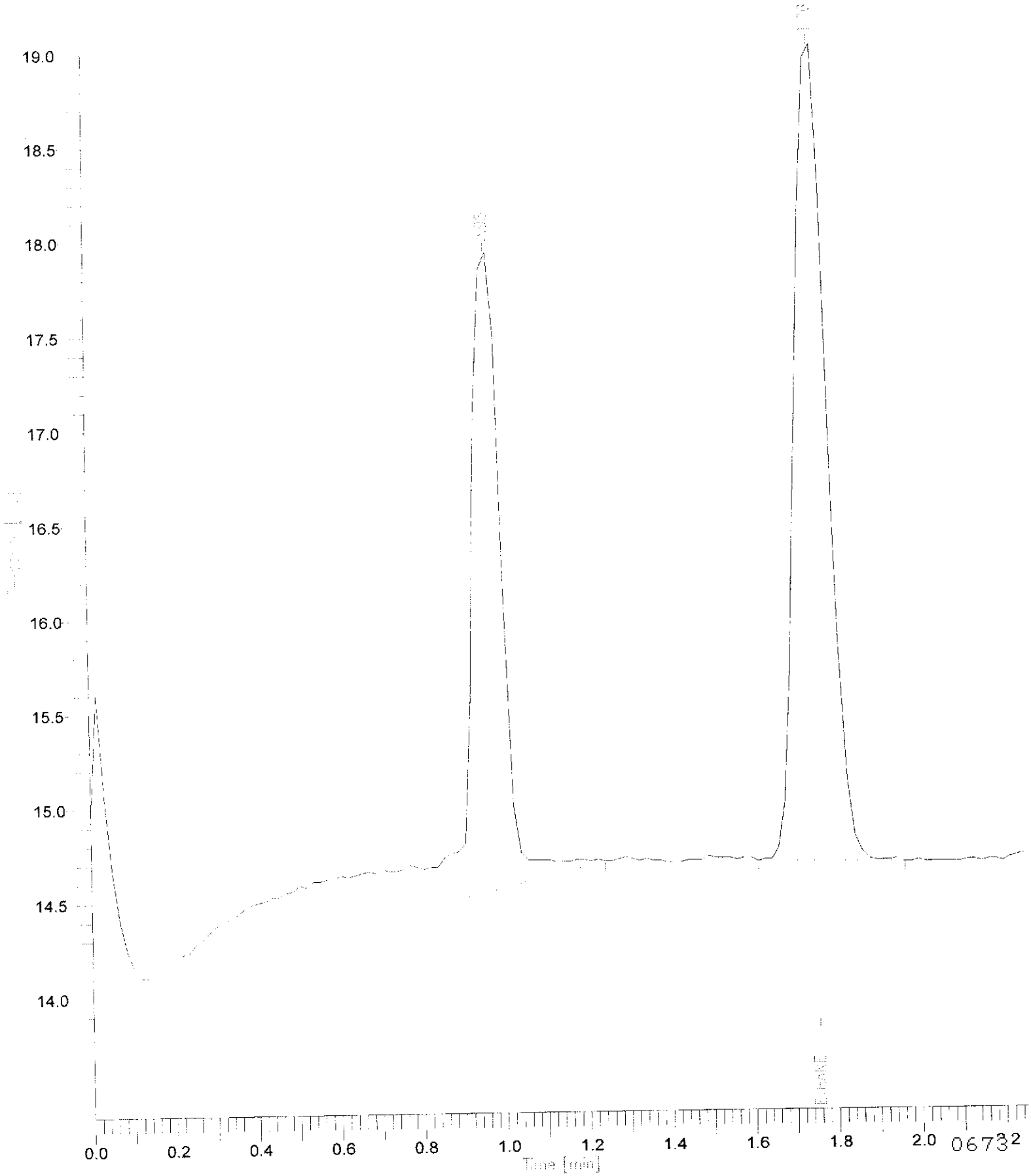

0673 2

Software Version: 4.1<2F12>
Sample Name : 1 ppm Methane
Sample Number: 3
Operator : manager

Time : 8/3/06 01:17 PM
Study : bg

Instrument : 3400_ECD
AutoSampler :
Rack/Vial : 0/0

Channel : B A/D mV Range : 10000

Interface Serial # : 1065573257 Data Acquisition Time: 8/3/06 01:14 PM
Delay Time : 0.00 min.
End Time : 2.43 min.
Sampling Rate : 1.0000 pts/sec

Raw Data File : C:\TC4\DATA\0802003A.RAW
Result File : C:\TC4\DATA\0802003A.RST
Inst Method : C:\TC4\DATA\SP1000A from C:\TC4\DATA\0802003A.RST
Proc Method : C:\TC4\DATA\SP1000A
Calib Method : C:\TC4\DATA\SP1000A
Sequence File : C:\TC4\DATA\0802A.SEQ

Sample Volume : 1.0000 ul
Sample Amount : 1.0000

Area Reject : 0.000000
Dilution Factor : 1.00

Princeton Analytical Lab

1% SP1000, 45(0) to 220(3) 8/min, 40 cc/min N2, 5 ccL inj, FID range=12

Peak #	Component Name	Time [min]	Area [µV·s]	Height [µV]	Area [%]	Norm Area [%]	BL	Area/Height [s]	Adjusted Amount
1	Methane	0.983	27340.00	3566.79	52.31	52.31	BB	7.67	2.0539
2	Ethane	1.765	24930.00	4655.81	47.69	47.69	BB	5.35	0.4954
			52270.00	8222.61	100.00	100.00			2.5493

Chromatogram

Sample Name : 1 ppm Methane
FileName : C:\TC4\DATA\0802003A.raw
Method : SP1000A
Start Time : 0.00 min
Scale Factor: 1.0

End Time : 2.43 min
Plot Offset: 14 mV

Sample #: 3
Date : 8/3/06 01:17 PM
Time of Injection: 8/3/06 01:14 PM
Low Point : 13.71 mV
High Point : 19.29 mV
Plot Scale: 5.6 mV

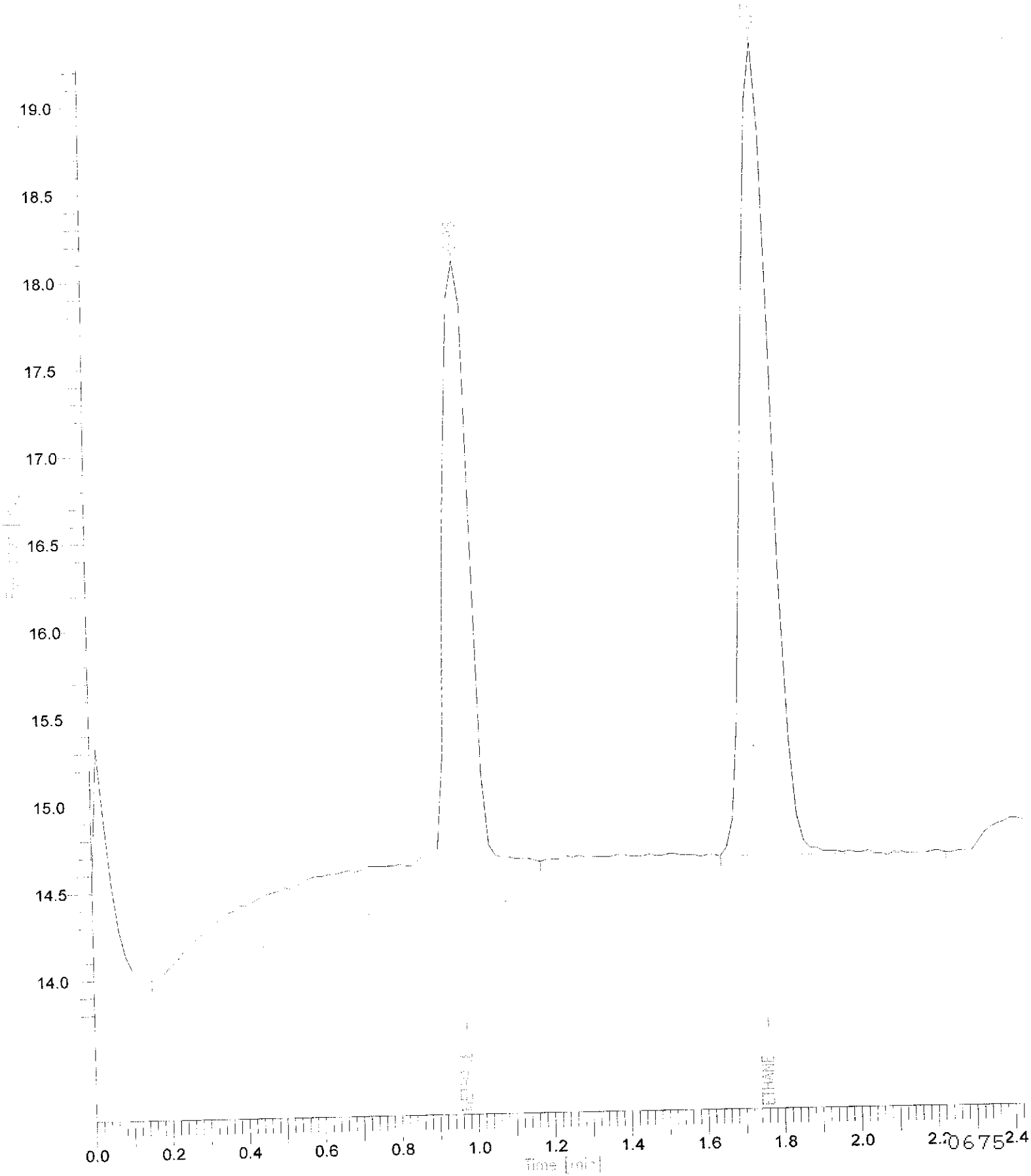

Software Version: 4.1<2F12>
Sample Name : Blank
Sample Number: 5
Operator : manager

Time : 8/3/06 02:10 PM
Study : bg

Instrument : 3400_ECD
AutoSampler :
Rack/Vial : 0/0

Channel : B A/D mV Range : 10000

Interface Serial # : 1065573257 Data Acquisition Time: 8/3/06 01:49 PM
Delay Time : 0.00 min.
End Time : 10.00 min.
Sampling Rate : 1.0000 pts/sec

Raw Data File : C:\TC4\DATA\0802005C.RAW
Result File : C:\TC4\DATA\0802005C.RST
Inst Method : C:\TC4\DATA\SP1000A from C:\TC4\DATA\0802005C.RST
Proc Method : C:\TC4\DATA\SP1000A from C:\TC4\DATA\0802005C.RST
Calib Method : C:\TC4\DATA\SP1000A from C:\TC4\DATA\0802005C.RST
Sequence File : C:\TC4\DATA\0802A.SEQ

Sample Volume : 1.0000 ul
Sample Amount : 1.0000

Area Reject : 0.000000
Dilution Factor : 1.00

Princeton Analytical Lab

1% SP1000, 45(0) to 220(3) 8/min, 40 cc/min N2, 5 ccL inj, FID range=12

Peak #	Component Name	Time [min]	Area [µV·s]	Height [µV]	Area [%]	Norm Area [%]	BL	Area/Height [s]	Adjusted Amount
1	Methane	0.986	36815.00	1277.83	82.53	82.53	BB	28.81	3.3273
2		2.442	1485.00	153.58	3.33	3.33	BB	9.67	0.0015
3		8.503	6308.89	166.12	14.14	14.14	*BB	37.98	0.0063
			44608.89	1597.54	100.00	100.00			3.3351

Chromatogram

Sample Name : Blank
FileName : C:\TC4\DATA\0802005C.RAW
Method :
Start Time : 0.00 min
Scale Factor: 1.0

End Time : 10.00 min
Plot Offset: 14 mV

Sample #: 5
Date : 8/3/06 02:10 PM
Time of Injection: 8/3/06 01:49 PM
Low Point : 13.93 mV
Plot Scale: 1.6 mV

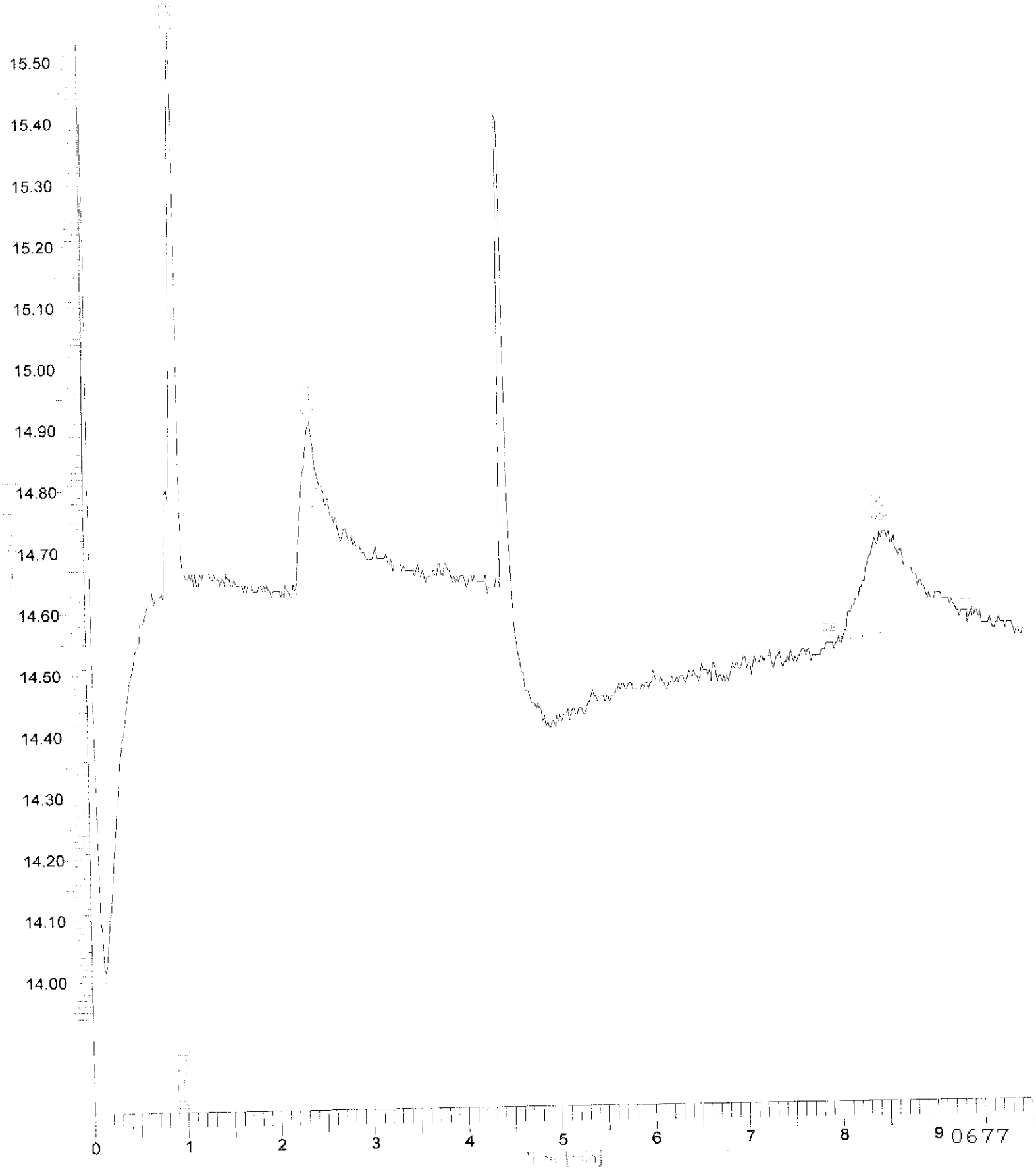

Software Version: 4.1<2F12>
Sample Name : 60419-07
Sample Number: 36
Operator : manager

Time : 8/2/06 01:52 PM
Study : djm

Instrument : 3400
AutoSampler :
Rack/Vial : 0/0

Channel : A A/D mV Range : 10000

Interface Serial # : 6365272898 Data Acquisition Time: 8/2/06 01:43 PM
Delay Time : 0.00 min.
End Time : 8.82 min.
Sampling Rate : 1.0000 pts/sec

Raw Data File : C:\TC4\DATA\08010360.RAW
Result File : C:\TC4\DATA\08010360.RST
Inst Method : C:\TC4\DATA\SP1000A from C:\TC4\DATA\08010360.RST
Proc Method : C:\TC4\DATA\SP1000A
Calib Method : C:\TC4\DATA\SP1000A
Sequence File : C:\TC4\DATA\0801.SEQ

Sample Volume : 1.0000 ul
Sample Amount : 1.0000

Area Reject : 0.000000
Dilution Factor : 1.00

Princeton Analytical Lab

1% SP1000, 45(0) to 220(3) 8/min, 40 cc/min N2, 5 ccL inj, FID range=12

Peak #	Component Name	Time [min]	Area [µV·s]	Height [µV]	Area [%]	Norm Area [%]	BL	Area/Height [s]	Adjusted Amount
1		0.045	1200.00	495.67	0.04	0.04	BB	2.42	0.0012
2		0.900	14587.88	1603.29	0.45	0.45	BV	9.10	0.0146
3	Methane	0.991	12262.12	2767.72	0.38	0.38	VB	4.43	-0.1745
4		1.513	1215.00	231.60	0.04	0.04	BB	5.25	0.0012
5	Ethane	1.775	1605.00	264.10	0.05	0.05	BB	6.08	-1.0623
6		3.982	3190740.00	30084.77	99.04	99.04	BB	106.06	3.1907
			3221610.00	35447.15	100.00	100.00			1.9710

429 ppm as Methane

X 1000 ml

Chromatogram

Sample Name : 60419-07
FileName : C:\TC4\DATA\08010360.raw
Method : SP1000A
Start Time : 0.00 min End Time : 8.82 min
Scale Factor: 1.0 Plot Offset: 57 mV

Sample #: 36
Date : 8/2/06 01:52 PM
Time of Injection: 8/2/06 01:43 PM
Low Point : 57.31 mV High Point : 90.13 mV
Plot Scale: 32.8 mV

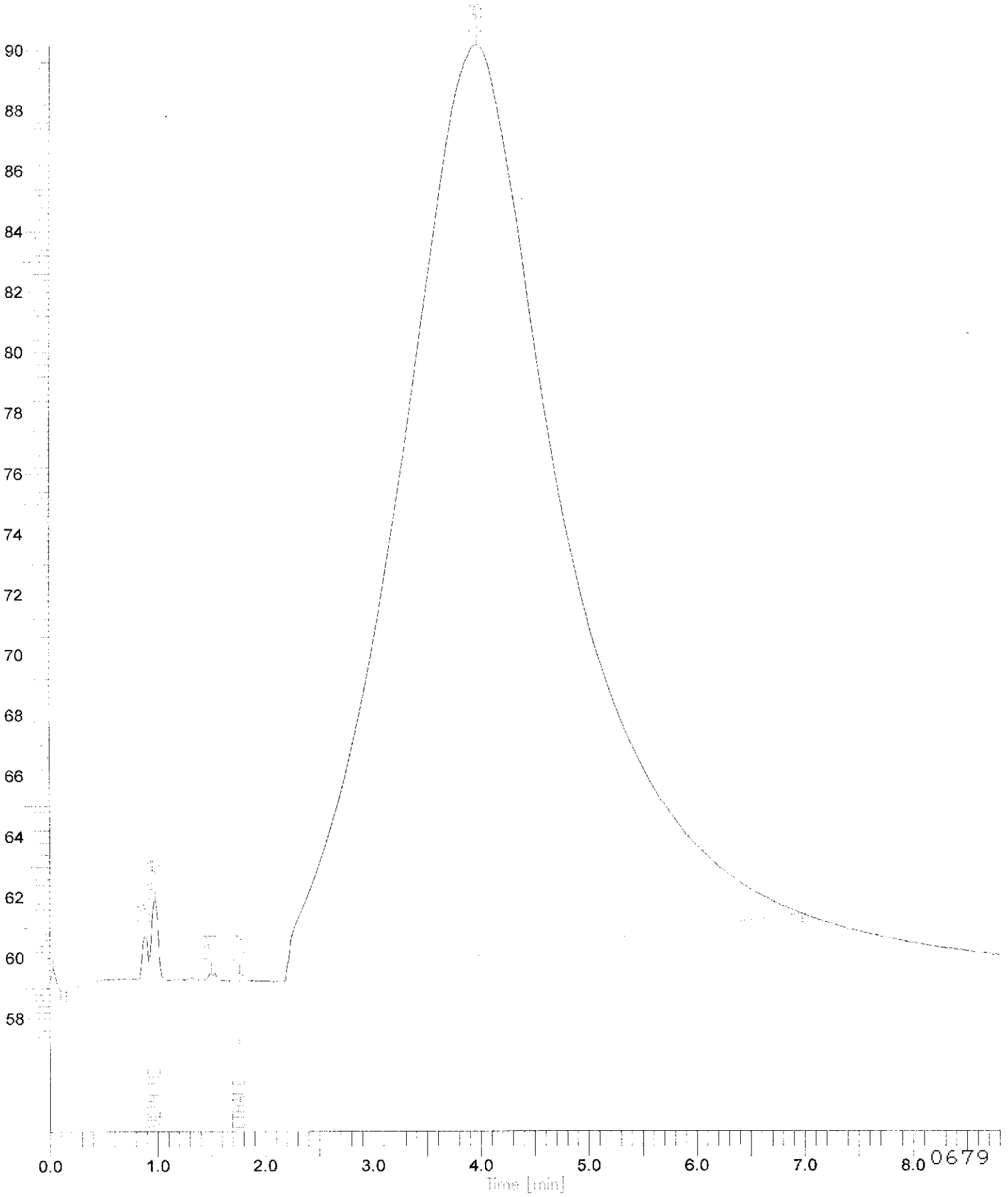

0679

Software Version: 4.1<2F12>
Sample Name : 10419-11
Sample Number: 36
Operator : manager

Time : 8/2/06 12:43 PM
Study : djm

Instrument : 3400
AutoSampler :
Rack/Vial : 0/0

Channel : A A/D mV Range : 10000

Interface Serial # : 6365272898 Data Acquisition Time: 8/2/06 12:25 PM
Delay Time : 0.00 min.
End Time : 10.00 min.
Sampling Rate : 1.0000 pts/sec

Raw Data File : C:\TC4\DATA\0801036J.RAW
Result File : C:\TC4\DATA\0801036J.RST
Inst Method : C:\TC4\DATA\SP1000A from C:\TC4\DATA\0801036J.RST
Proc Method : C:\TC4\DATA\SP1000A from C:\TC4\DATA\0801036J.RST
Calib Method : C:\TC4\DATA\SP1000A from C:\TC4\DATA\0801036J.RST
Sequence File : C:\TC4\DATA\0801.SEQ

Sample Volume : 1.0000 ul
Sample Amount : 1.0000

Area Reject : 0.000000
Dilution Factor : 1.00

Princeton Analytical Lab

1% SP1000, 45(0) to 220(3) 8/min, 40 cc/min N2, 5 ccL inj, FID range=12

Peak #	Component Name	Time [min]	Area [µV·s]	Height [µV]	Area [%]	Norm Area [%]	BL	Area/Height [s]	Adjusted Amount
1		0.894	7384.52	1822.32	0.89	0.89	BV	4.05	0.0074
2	Methane	0.987	43663.17	10689.64	5.25	5.25	VV	4.08	4.0704
3		1.337	873.75	186.01	0.11	0.11	VV	4.70	0.0009
4		1.527	6798.56	1367.95	0.82	0.82	VB	4.97	0.0068
5	Ethane	1.784	8595.00	1635.38	1.03	1.03	BB	5.26	-0.5955
6	ETO	4.225	764650.00	5615.40	91.91	91.91	*BB	136.17	170.1445
			831965.00	21316.69	100.00	100.00			173.6345

101 ppm as Methane

X 1000 pic

Chromatogram

Sample Name : 60419-11
FileName : C:\TC4\DATA\0801036J.RAW
Method :
Start Time : 0.00 min End Time : 10.00 min
Scale Factor: 1.0 Plot Offset: 58 mV

Sample #: 36
Date : 8/2/06 12:43 PM
Time of Injection: 8/2/06 12:25 PM
Low Point : 58.01 mV High Point : 69.54 mV
Plot Scale: 11.5 mV

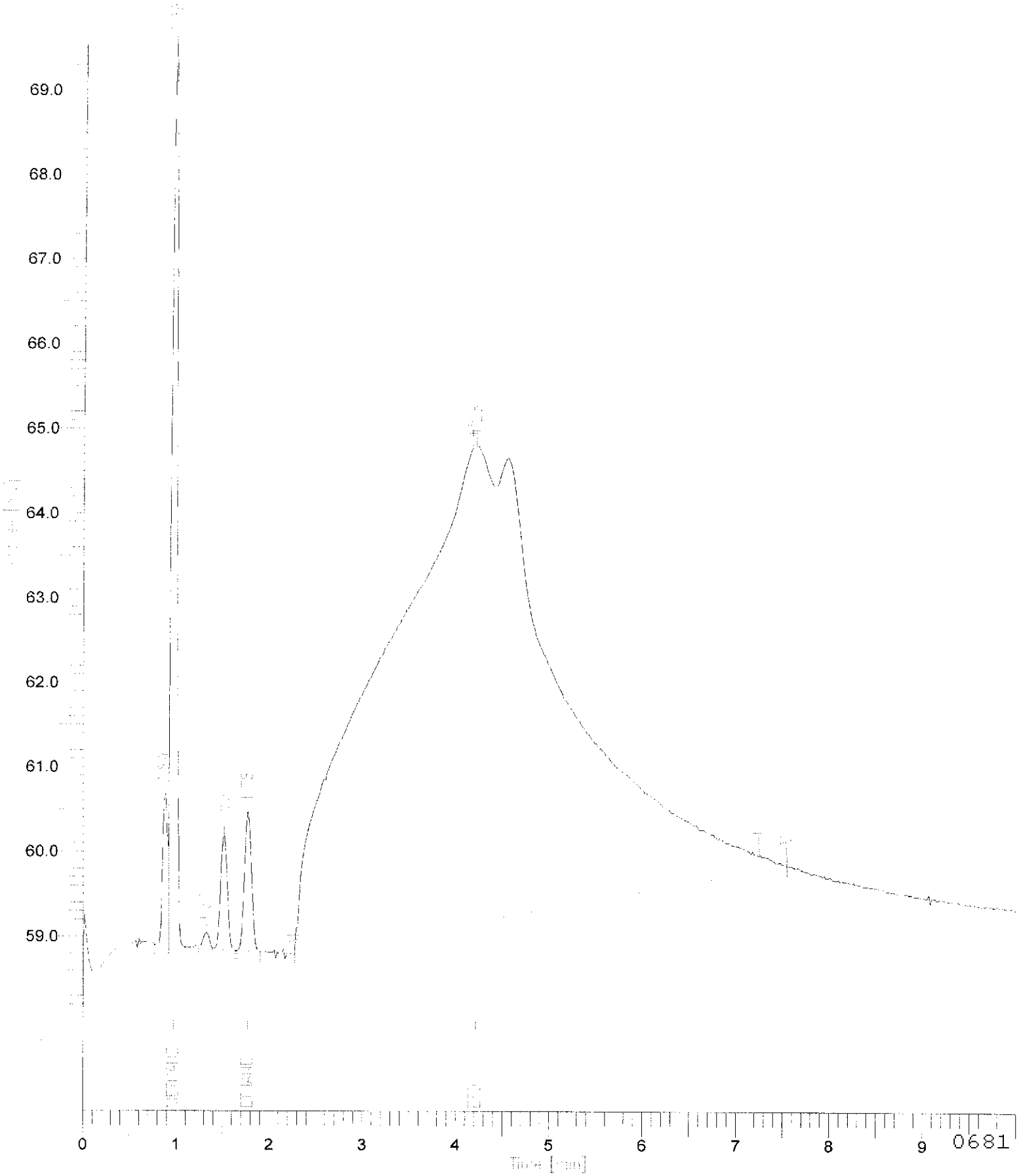

Software Version: 4.1<2F12>
Sample Name : 60719 -12
Sample Number: 36
Operator : manager

Time : 8/2/06 03:03 PM
Study : djm

Instrument : 3400
AutoSampler :
Rack/Vial : 0/0

Channel : A A/D mV Range : 10000

Interface Serial # : 6365272898 Data Acquisition Time: 8/2/06 02:54 PM
Delay Time : 0.00 min.
End Time : 8.65 min.
Sampling Rate : 1.0000 pts/sec

Raw Data File : C:\TC4\DATA\0801036T.RAW
Result File : C:\TC4\DATA\0801036T.RST
Inst Method : C:\TC4\DATA\SP1000A from C:\TC4\DATA\0801036T.RST
Proc Method : C:\TC4\DATA\SP1000A
Calib Method : C:\TC4\DATA\SP1000A
Sequence File : C:\TC4\DATA\0801.SEQ

Sample Volume : 1.0000 ul
Sample Amount : 1.0000

Area Reject : 0.000000
Dilution Factor : 1.00

Princeton Analytical Lab

1% SP1000, 45(0) to 220(3) 8/min, 40 cc/min N2, 5 ccL inj, FID range=12

Peak #	Component Name	Time [min]	Area [µV·s]	Height [µV]	Area [%]	Norm Area [%]	BL	Area/Height [s]	Adjusted Amount
1		0.050	1225.00	630.08	0.05	0.05	BB	1.94	0.0012
2		0.909	8830.00	2576.65	0.33	0.33	BV	3.43	0.0088
3	Methane	0.994	34160.00	8334.65	1.26	1.26	VB	4.10	2.7857
4		4.569	2664120.00	27922.81	98.37	98.37	BB	95.41	2.6641
			2708335.00	39464.19	100.00	100.00			5.4599

358 ppm as Methane

X 1000

Chromatogram

Sample Name : 60419-12
FileName : C:\TC4\DATA\0801036T.raw
Method : SP1000A
Start Time : 0.00 min End Time : 8.65 min
Scale Factor: 1.0 Plot Offset: 57 mV

Sample #: 36
Date : 8/2/06 03:03 PM
Time of Injection: 8/2/06 02:54 PM
Low Point : 57.28 mV High Point : 88.21 mV
Plot Scale: 30.9 mV

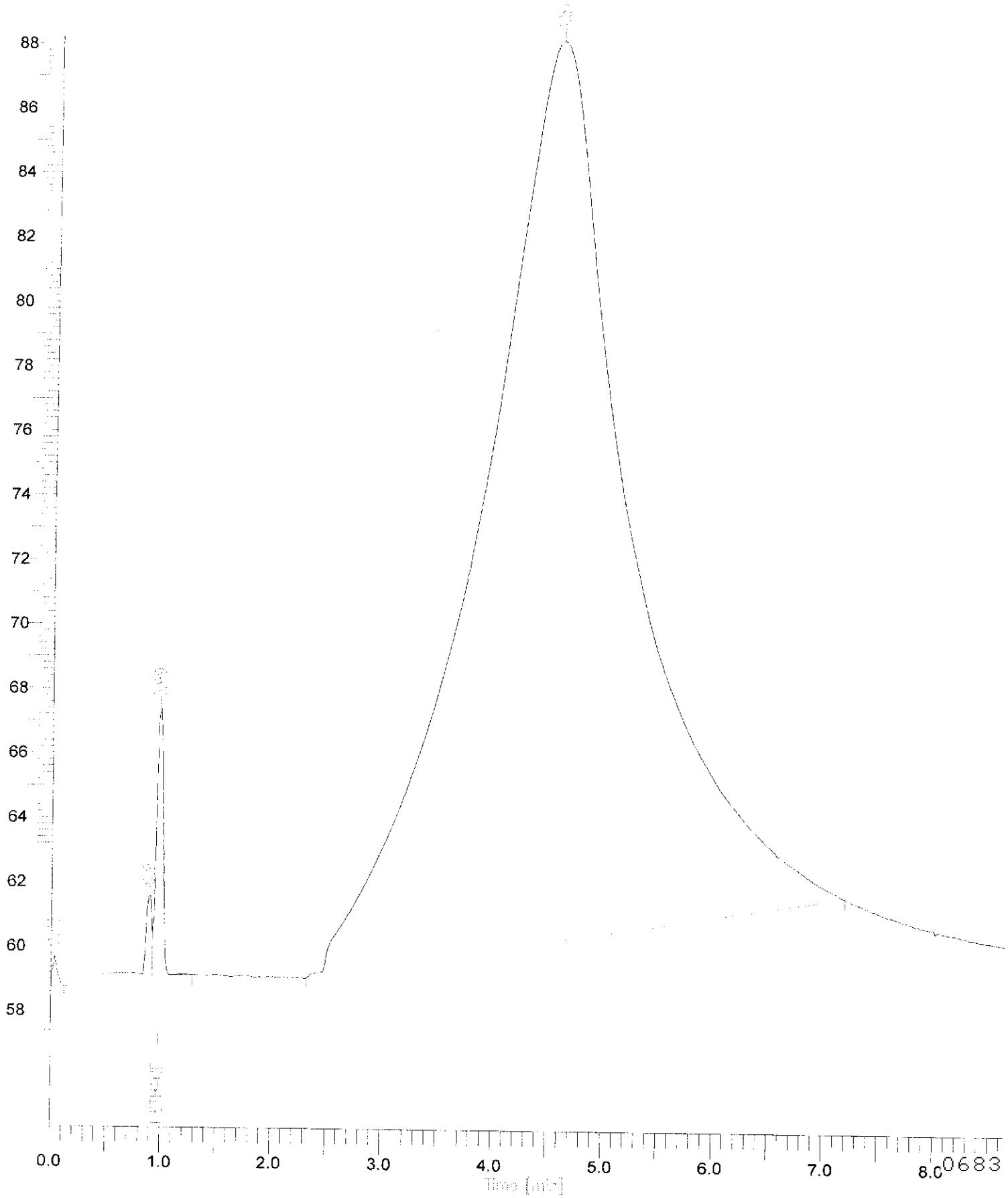

0683

Software Version: 4.1<2F12>
Sample Name : 60419-16 Time : 8/2/06 03:29 PM
Sample Number: 36 Study : djm
Operator : manager

Instrument : 3400 Channel : A A/D mV Range : 10000
AutoSampler :
Rack/Vial : 0/0

Interface Serial # : 6365272898 Data Acquisition Time: 8/2/06 03:23 PM
Delay Time : 0.00 min.
End Time : 5.85 min.
Sampling Rate : 1.0000 pts/sec

Raw Data File : C:\TC4\DATA\0801036V.RAW
Result File : C:\TC4\DATA\0801036V.RST
Inst Method : C:\TC4\DATA\SP1000A from C:\TC4\DATA\0801036V.RST
Proc Method : C:\TC4\DATA\SP1000A
Calib Method : C:\TC4\DATA\SP1000A
Sequence File : C:\TC4\DATA\0801.SEQ

Sample Volume : 1.0000 ul Area Reject : 0.000000
Sample Amount : 1.0000 Dilution Factor : 1.00

Princeton Analytical Lab

1% SP1000, 45(0) to 220(3) 8/min, 40 cc/min N2, 5 ccL inj, FID range=12

Peak #	Component Name	Time [min]	Area [µV·s]	Height [µV]	Area [%]	Norm Area [%]	BL	Area/Height [s]	Adjusted Amount
1		0.895	12146.67	3468.78	1.36	1.36	BV	3.50	0.0121
2	Methane	0.984	16173.33	3864.00	1.82	1.82	VB	4.19	0.3543
3		2.410	862490.00	13325.06	96.82	96.82	BB	64.73	0.8625
			890810.00	20657.85	100.00	100.00			1.2289

114 ppm ~ Methane

X 1100

Chromatogram

Sample Name : 60419-16
FileName : C:\TC4\DATA\0801036V.raw
Method : SP1000A
Start Time : 0.00 min End Time : 5.85 min
Scale Factor: 1.0 Plot Offset: 58 mV

Sample #: 36
Date : 8/2/06 03:29 PM
Time of Injection: 8/2/06 03:23 PM
Low Point : 58.07 mV High Point : 73.18 mV
Plot Scale: 15.1 mV

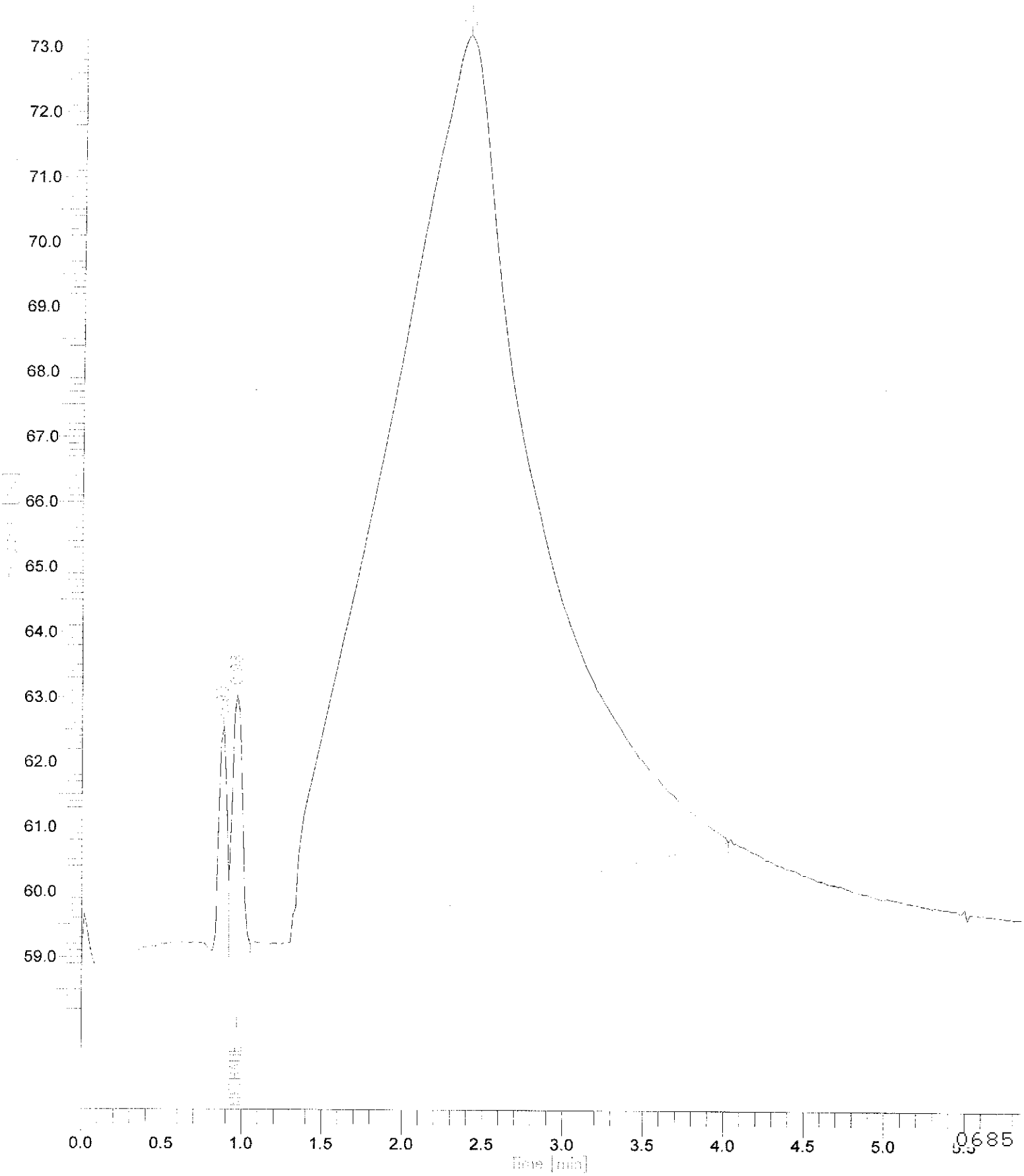

Software Version: 4.1<2F12>
Sample Name : 50 ppm methane
Sample Number: 36
Operator : manager

Time : 8/2/06 09:52 AM
Study : djm

Instrument : 3400
AutoSampler :
Rack/Vial : 0/0

Channel : A A/D mV Range : 10000

Interface Serial # : 6365272898 Data Acquisition Time: 8/2/06 09:41 AM
Delay Time : 0.00 min.
End Time : 2.37 min.
Sampling Rate : 1.0000 pts/sec

Raw Data File : C:\TC4\DATA\0801036B.RAW
Result File : C:\TC4\DATA\0801036B.RST
Inst Method : C:\TC4\DATA\SP1000A from C:\TC4\DATA\0801036B.RST
Proc Method : C:\TC4\DATA\SP1000A from C:\TC4\DATA\0801036B.RST
Calib Method : C:\TC4\DATA\SP1000A from C:\TC4\DATA\0801036B.RST
Sequence File : C:\TC4\DATA\0801.SEQ

Sample Volume : 1.0000 ul
Sample Amount : 1.0000

Area Reject : 0.000000
Dilution Factor : 1.00

Princeton Analytical Lab

1% SP1000, 45(0) to 220(3) 8/min, 40 cc/min N2, 5 ccL inj, FID range=12

Peak #	Component Name	Time [min]	Area [µV·s]	Height [µV]	Area [%]	Norm Area [%]	BL	Area/Height [s]	Adjusted Amount
1		0.052	4340.00	2472.67	0.37	0.37	BB	1.76	0.0043
2		0.239	1760.00	550.40	0.15	0.15	BB	3.20	0.0018
3		0.714	2265.00	760.42	0.19	0.19	BB	2.98	0.0023
4	Methane	1.014	391880.00	85259.79	33.24	33.24	*BB	4.60	51.1428
5		1.255	1247.33	327.70	0.11	0.11	BV	3.81	0.0012
6		1.331	1406.67	509.85	0.12	0.12	VV	2.76	0.0014
7		1.450	2939.33	446.92	0.25	0.25	VV	6.58	0.0029
8		1.646	7672.67	782.75	0.65	0.65	VV	9.80	0.0077
9		1.946	765404.00	134034.17	64.92	64.92	VB	5.71	0.7654
			1178915.00	225144.67	100.00	100.00			51.9298

Chromatogram

Sample Name :
FileName : C:\TC4\DATA\0801036B.RAW
Method :
Start Time : 0.00 min End Time : 2.37 min
Scale Factor: 1.0 Plot Offset: 41 mV

Sample #: 36
Date : 8/2/06 09:52 AM
Time of Injection: 8/2/06 09:41 AM
Low Point : 40.75 mV High Point : 190.21 mV
Plot Scale: 149.5 mV

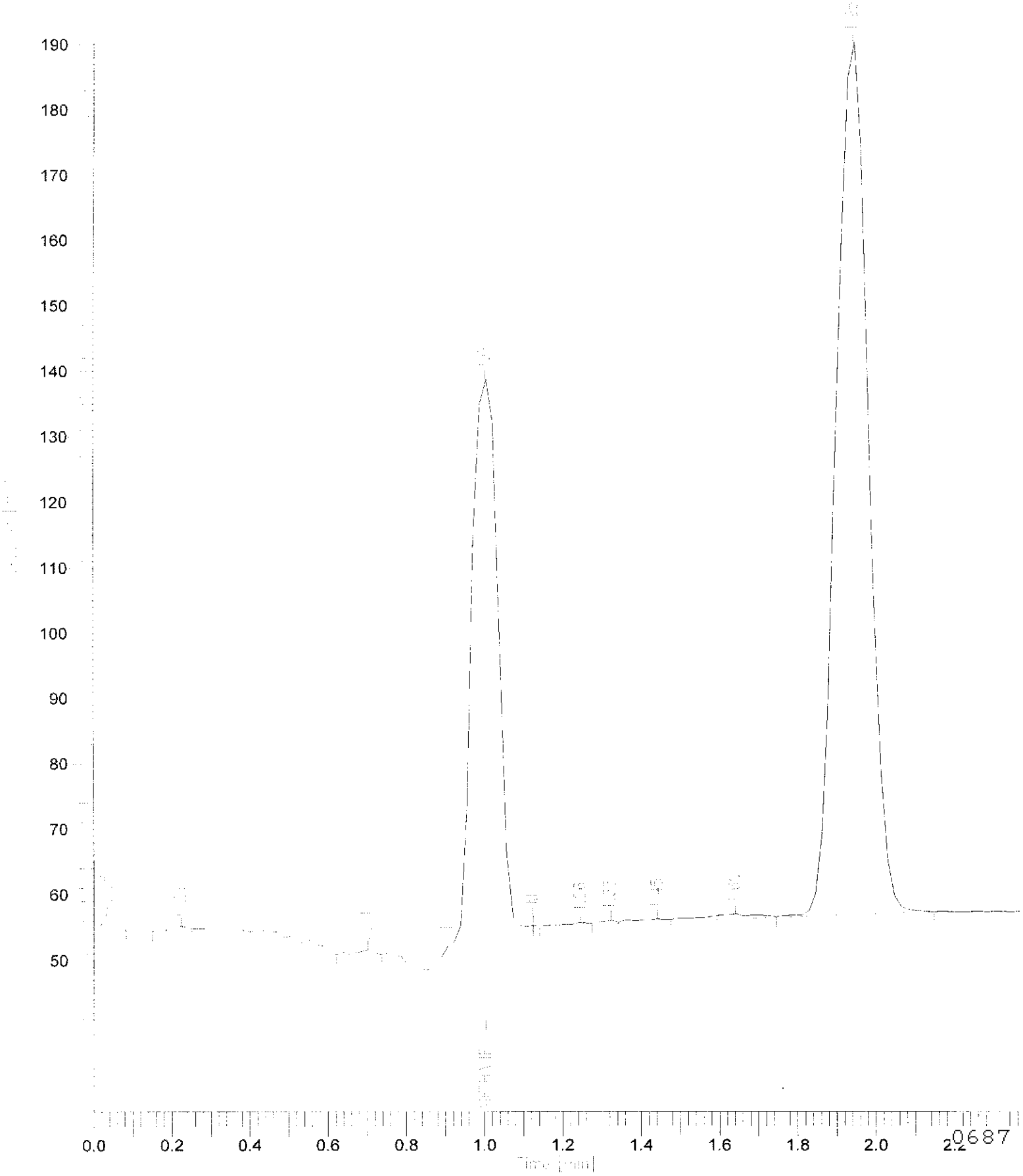

Software Version: 4.1<2F12>
Sample Name : Blank
Sample Number: 36
Operator : manager

Time : 8/2/06 09:49 AM
Study : djm

Instrument : 3400
AutoSampler :
Rack/Vial : 0/0

Channel : A A/D mV Range : 10000

Interface Serial # : 6365272898 Data Acquisition Time: 8/2/06 09:44 AM
Delay Time : 0.00 min.
End Time : 4.43 min.
Sampling Rate : 1.0000 pts/sec

Raw Data File : C:\TC4\DATA\0801036C.RAW
Result File : C:\TC4\DATA\0801036C.RST
Inst Method : C:\TC4\DATA\SP1000A from C:\TC4\DATA\0801036C.RST
Proc Method : C:\TC4\DATA\SP1000A
Calib Method : C:\TC4\DATA\SP1000A
Sequence File : C:\TC4\DATA\0801.SEQ

Sample Volume : 1.0000 ul
Sample Amount : 1.0000

Area Reject : 0.000000
Dilution Factor : 1.00

Princeton Analytical Lab

1% SP1000, 45(0) to 220(3) 8/min, 40 cc/min N2, 5 ccL inj, FID range=12

Peak #	Component Name	Time [min]	Area [µV·s]	Height [µV]	Area [%]	Norm Area [%]	BL	Area/Height [s]	Adjusted Amount
1		0.049	935.00	662.82	1.70	1.70	BB	1.41	0.0009
2		0.803	1229.42	178.39	2.24	2.24	BV	6.89	0.0012
3		0.914	15638.27	3814.47	28.49	28.49	VV	4.10	0.0156
4	Methane	1.016	15902.31	3712.24	28.97	28.97	VB	4.28	0.3176
5		3.553	21180.00	1083.11	38.59	38.59	BB	19.55	0.~~0212~~ 1.03 ppm
			54885.00	9451.03	100.00	100.00			0.3566

Chromatogram

Sample Name :
FileName : C:\TC4\DATA\0801036C.raw
Method : SP1000A
Start Time : 0.00 min End Time : 4.43 min
Scale Factor: 1.0 Plot Offset: 57 mV

Sample #: 36 Page 1 of 1
Date : 8/2/06 09:49 AM
Time of Injection: 8/2/06 09:44 AM
Low Point : 57.39 mV High Point : 62.05 mV
Plot Scale: 4.7 mV

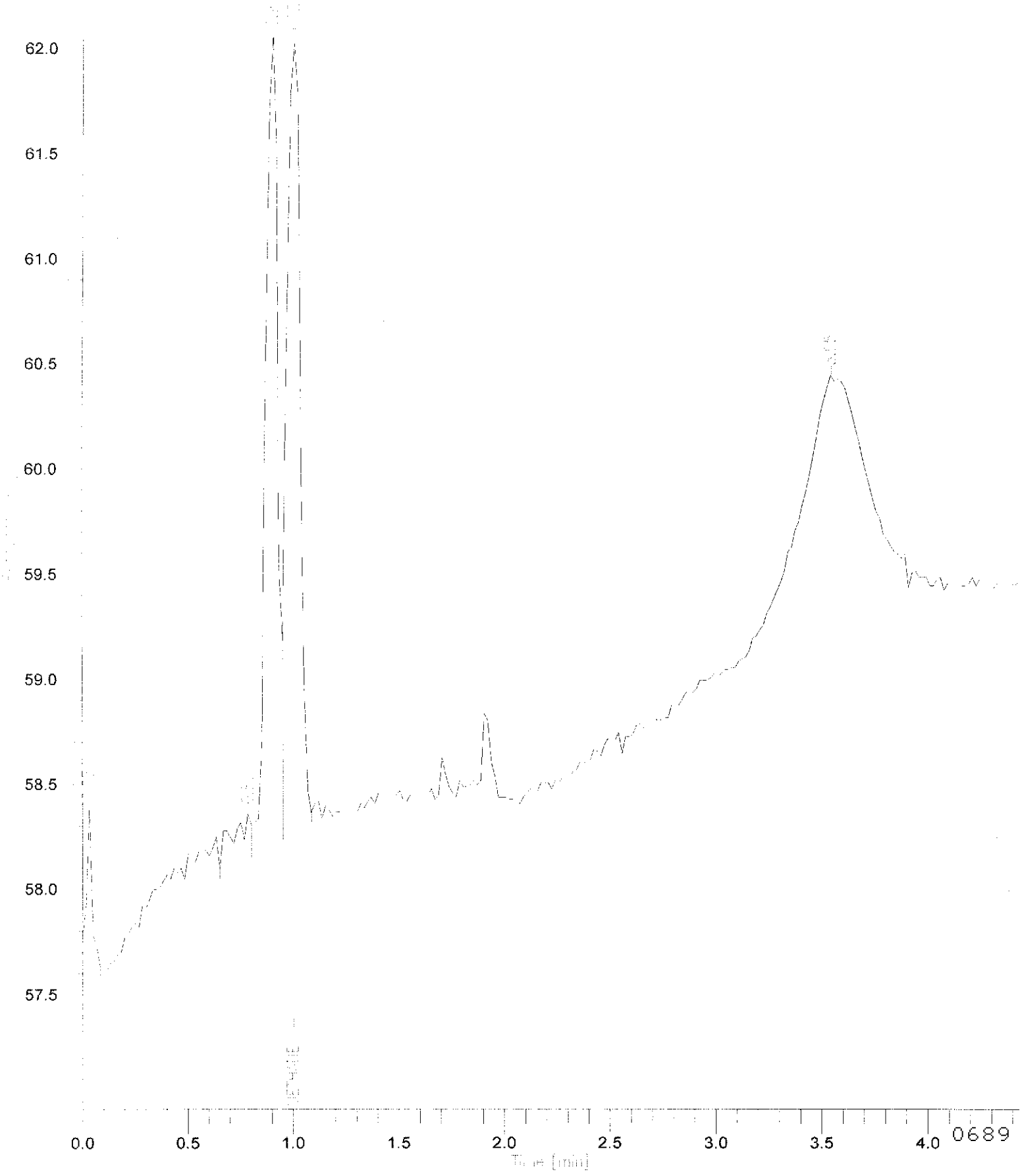

Software Version: 4.1<2F12>
Sample Name : Blank
Sample Number: 36
Operator : manager

Time : 8/2/06 09:57 AM
Study : djm

Instrument : 3400
AutoSampler :
Rack/Vial : 0/0

Channel : A A/D mV Range : 10000

Interface Serial # : 6365272898 Data Acquisition Time: 8/2/06 09:54 AM
Delay Time : 0.00 min.
End Time : 3.35 min.
Sampling Rate : 1.0000 pts/sec

Raw Data File : C:\TC4\DATA\0801036E.RAW
Result File : C:\TC4\DATA\0801036E.RST
Inst Method : C:\TC4\DATA\SP1000A from C:\TC4\DATA\0801036E.RST
Proc Method : C:\TC4\DATA\SP1000A
Calib Method : C:\TC4\DATA\SP1000A
Sequence File : C:\TC4\DATA\0801.SEQ

Sample Volume : 1.0000 ul
Sample Amount : 1.0000

Area Reject : 0.000000
Dilution Factor : 1.00

Princeton Analytical Lab

1% SP1000, 45(0) to 220(3) 8/min, 40 cc/min N2, 5 ccL inj, FID range=12

Peak #	Component Name	Time [min]	Area [µV·s]	Height [µV]	Area [%]	Norm Area [%]	BL	Area/Height [s]	Adjusted Amount
1		0.050	1305.00	743.43	1.84	1.84	BB	1.76	0.0013
2		0.915	28315.87	4373.48	39.94	39.94	BV	6.47	0.0283
3	Methane	1.016	17594.13	3878.08	24.82	24.82	VB	4.54	0.5463
4		2.894	23680.00	1324.27	33.40	33.40	BB	17.88	0.0237
			70895.00	10319.25	100.00	100.00			0.5996

Chromatogram

Sample Name :
FileName : C:\TC4\DATA\0801036E.raw
Method : SP1000A
Start Time : 0.00 min End Time : 3.35 min
Scale Factor: 1.0 Plot Offset: 60 mV

Sample #: 36
Date : 8/2/06 09:57 AM
Time of Injection: 8/2/06 09:54 AM
Low Point : 59.69 mV High Point : 64.86 mV
Plot Scale: 5.2 mV

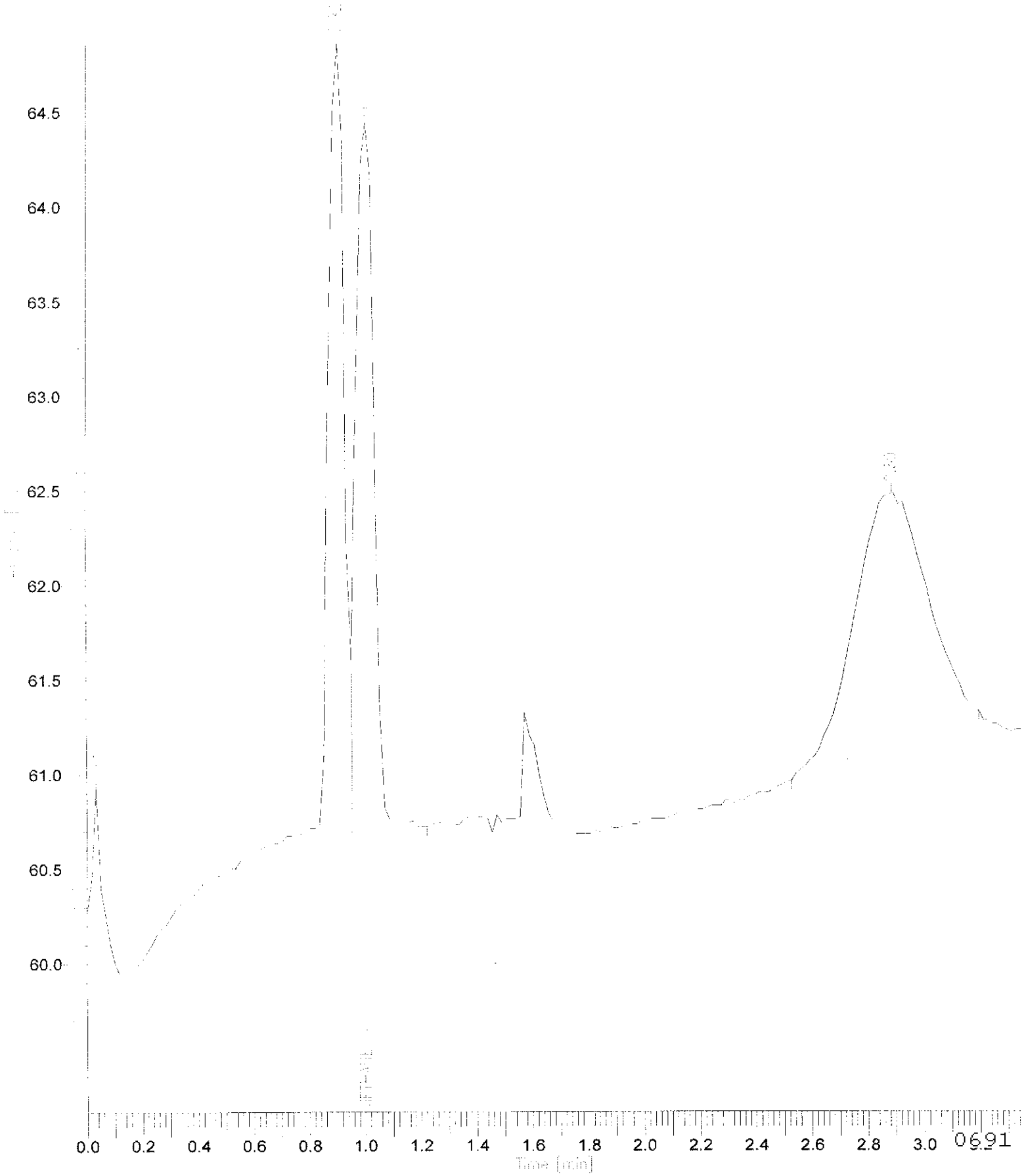

Software Version: 4.1<2F12>
Sample Name 60919 -14
Sample Number: 36
Operator : manager

Time : 8/2/06 02:55 PM
Study : djm

Instrument : 3400
AutoSampler :
Rack/Vial : 0/0

Channel : A A/D mV Range : 10000

Interface Serial # : 6365272898 Data Acquisition Time: 8/2/06 02:45 PM
Delay Time : 0.00 min.
End Time : 6.12 min.
Sampling Rate : 1.0000 pts/sec

Raw Data File : C:\TC4\DATA\0801036S.RAW
Result File : C:\TC4\DATA\0801036S.RST
Inst Method : C:\TC4\DATA\SP1000A from C:\TC4\DATA\0801036S.RST
Proc Method : C:\TC4\DATA\SP1000A from C:\TC4\DATA\0801036S.RST
Calib Method : C:\TC4\DATA\SP1000A from C:\TC4\DATA\0801036S.RST
Sequence File : C:\TC4\DATA\0801.SEQ

Sample Volume : 1.0000 ul
Sample Amount : 1.0000

Area Reject : 0.000000
Dilution Factor : 1.00

Princeton Analytical Lab

1% SP1000, 45(0) to 220(3) 8/min, 40 cc/min N2, 5 ccL inj, FID range=12

Peak #	Component Name	Time [min]	Area [µV·s]	Height [µV]	Area [%]	Norm Area [%]	BL	Area/Height [s]	Adjusted Amount
1		0.050	742.57	505.55	0.34	0.34	BV	1.47	0.0007
2		0.167	3067.43	-370.57	1.39	1.39	VB	-8.28	0.0031
3		0.907	12164.00	3364.19	5.50	5.50	BV	3.62	0.0122
4	Methane	0.995	51436.00	12034.35	23.26	23.26	VB	4.27	5.1211
5	Methylene Chloride	2.800	153728.59	2171.88	69.52	69.52	*BB	70.78	26.6088
			221138.59	17705.39	100.00	100.00			31.7459

18.9 ppm as methane

STR

Chromatogram

Sample Name : 60419-14
FileName : C:\TC4\DATA\0801036S.RAW
Method :
Start Time : 0.00 min End Time : 6.12 min
Scale Factor: 1.0 Plot Offset: 58 mV

Sample #: 36
Date : 8/2/06 02:55 PM
Time of Injection: 8/2/06 02:45 PM
Low Point : 58.23 mV High Point : 71.23 mV
Plot Scale: 13.0 mV

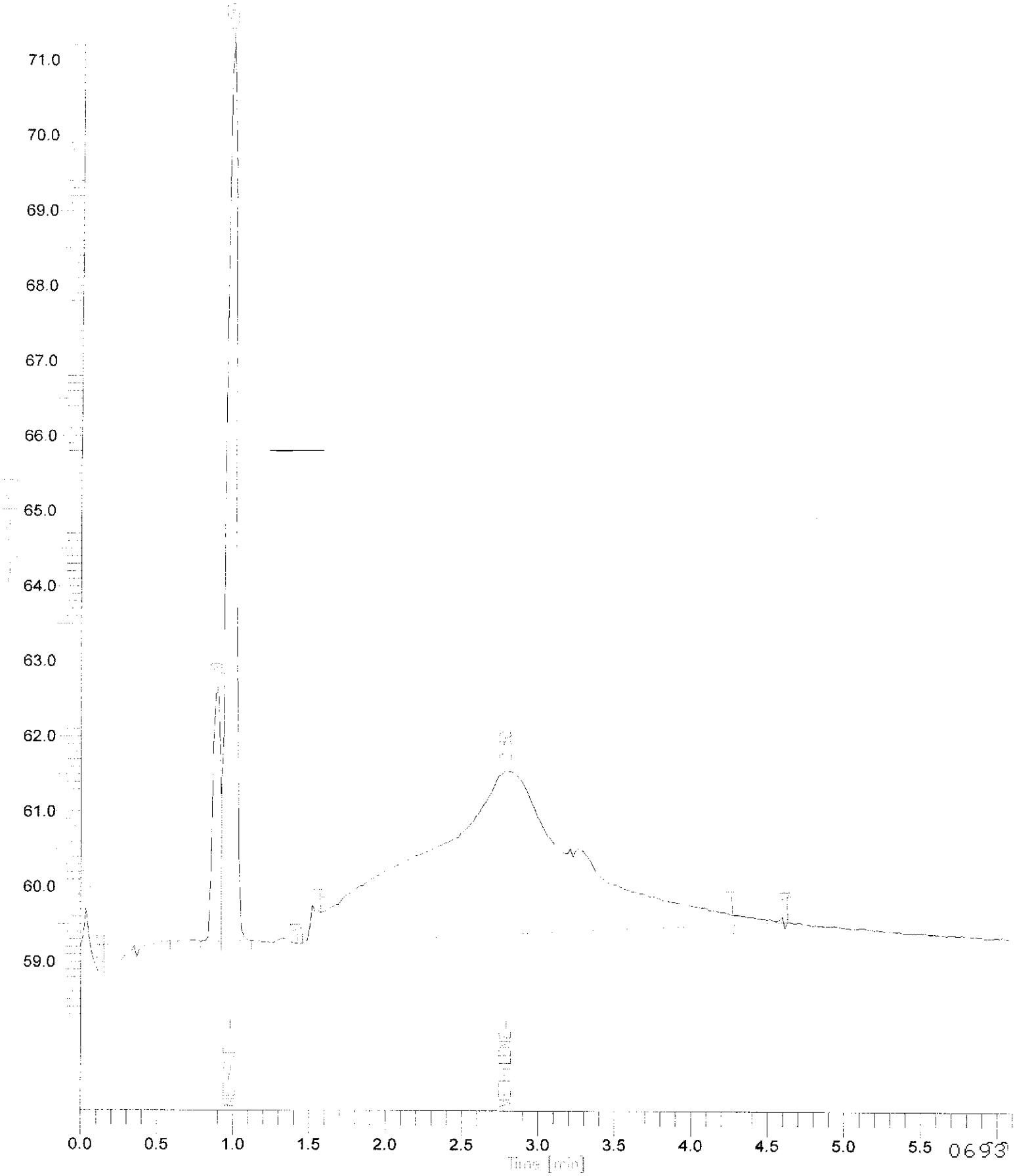

0693

Software Version: 4.1<2F12>
Sample Name : 6041 9-13
Sample Number: 36
Operator : manager

Time : 8/2/06 10:42 AM
Study : djm

Instrument : 3400
AutoSampler :
Rack/Vial : 0/0

Channel : A A/D mV Range : 10000

Interface Serial # : 6365272898 Data Acquisition Time: 8/2/06 10:33 AM
Delay Time : 0.00 min.
End Time : 7.45 min.
Sampling Rate : 1.0000 pts/sec

Raw Data File : C:\TC4\DATA\0801036I.RAW
Result File : C:\TC4\DATA\0801036I.RST
Inst Method : C:\TC4\DATA\SP1000A from C:\TC4\DATA\0801036I.RST
Proc Method : C:\TC4\DATA\SP1000A from C:\TC4\DATA\0801036I.RST
Calib Method : C:\TC4\DATA\SP1000A from C:\TC4\DATA\0801036I.RST
Sequence File : C:\TC4\DATA\0801.SEQ

Sample Volume : 1.0000 ul
Sample Amount : 1.0000

Area Reject : 0.000000
Dilution Factor : 1.00

Princeton Analytical Lab

1% SP1000, 45(0) to 220(3) 8/min, 40 cc/min N2, 5 ccL inj, FID range=12

Peak #	Component Name	Time [min]	Area [µV·s]	Height [µV]	Area [%]	Norm Area [%]	BL	Area/Height [s]	Adjusted Amount
1		0.901	15626.00	3907.85	6.49	6.49	BV	4.00	0.0156
2	Methane	0.995	19204.00	4596.23	7.98	7.98	VB	4.18	0.7639
3	.	4.585	205850.85	1540.76	85.53	85.53	*BB	133.60	0.2059
			240680.85	10044.84	100.00	100.00			0.9854

25.9 ppm as methane

X 100

Chromatogram

Sample Name : 60419-13
FileName : C:\TC4\DATA\0801036I.RAW
Method :
Start Time : 0.00 min End Time : 7.45 min
Scale Factor: 1.0 Plot Offset: 58 mV

Sample #: 36 Page 1 of 1
Date : 8/2/06 10:42 AM
Time of Injection: 8/2/06 10:33 AM
Low Point : 58.14 mV High Point : 63.20 mV
Plot Scale: 5.1 mV

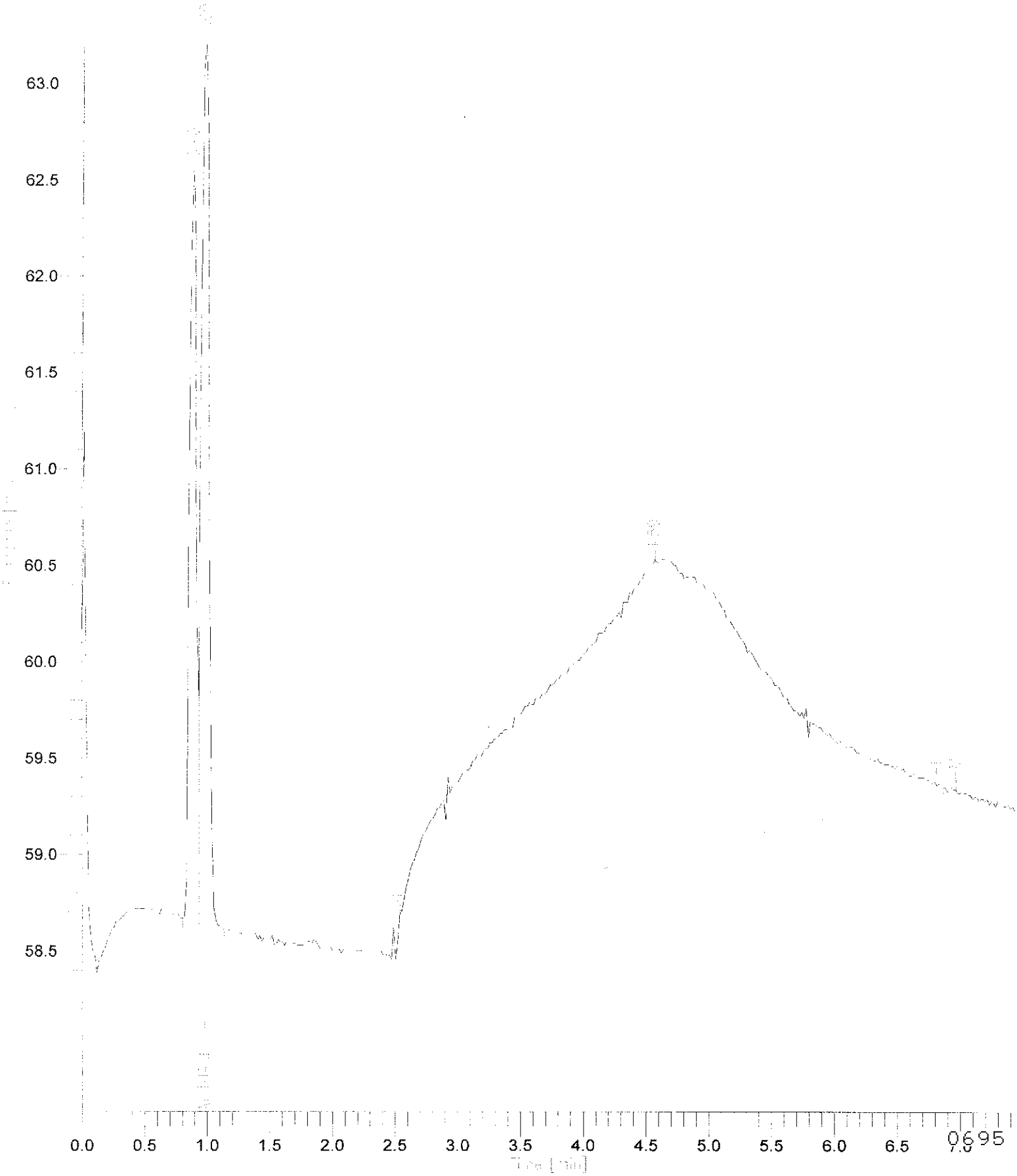

Software Version: 4.1<2F12>
Sample Name : 6049-10 Time : 8/2/06 02:01 PM
Sample Number: 36 Study : djm
Operator : manager

Instrument : 3400 Channel : A A/D mV Range : 10000
AutoSampler :
Rack/Vial : 0/0

Interface Serial # : 6365272898 Data Acquisition Time: 8/2/06 01:53 PM
Delay Time : 0.00 min.
End Time : 7.97 min.
Sampling Rate : 1.0000 pts/sec

Raw Data File : C:\TC4\DATA\0801036P.RAW
Result File : C:\TC4\DATA\0801036P.RST
Inst Method : C:\TC4\DATA\SP1000A from C:\TC4\DATA\0801036P.RST
Proc Method : C:\TC4\DATA\SP1000A
Calib Method : C:\TC4\DATA\SP1000A
Sequence File : C:\TC4\DATA\0801.SEQ

Sample Volume : 1.0000 ul Area Reject : 0.000000
Sample Amount : 1.0000 Dilution Factor : 1.00

Princeton Analytical Lab

1% SP1000, 45(0) to 220(3) 8/min, 40 cc/min N2, 5 ccL inj, FID range=12

Peak #	Component Name	Time [min]	Area [µV·s]	Height [µV]	Area [%]	Norm Area [%]	BL	Area/Height [s]	Adjusted Amount
1		0.977	5953410.00	1.36e+06	93.59	93.59	BB	4.37	5.9534
2		1.512	3560.00	740.00	0.06	0.06	BB	4.81	0.0036
3	Ethane	1.766	6940.00	1314.04	0.11	0.11	BB	5.28	-0.7060
4		4.050	318488.09	5673.01	5.01	5.01	BV	56.14	0.3185 → 396,969
5		4.470	78481.91	4127.53	1.23	1.23	VB	19.01	0.0785
			6360880.00	1.37e+06	100.00	100.00			5.6479

57.8 ppm as Methane

X 100 D.L

Chromatogram

Sample Name : 60419-10
FileName : C:\TC4\DATA\0801036P.raw
Method : SP1000A
Start Time : 0.00 min End Time : 7.97 min
Scale Factor: 1.0 Plot Offset: -9 mV

Sample #: 36
Date : 8/2/06 02:01 PM
Time of Injection: 8/2/06 01:53 PM
Low Point : -8.88 mV High Point : 1413.92 mV
Plot Scale: 1422.8 mV

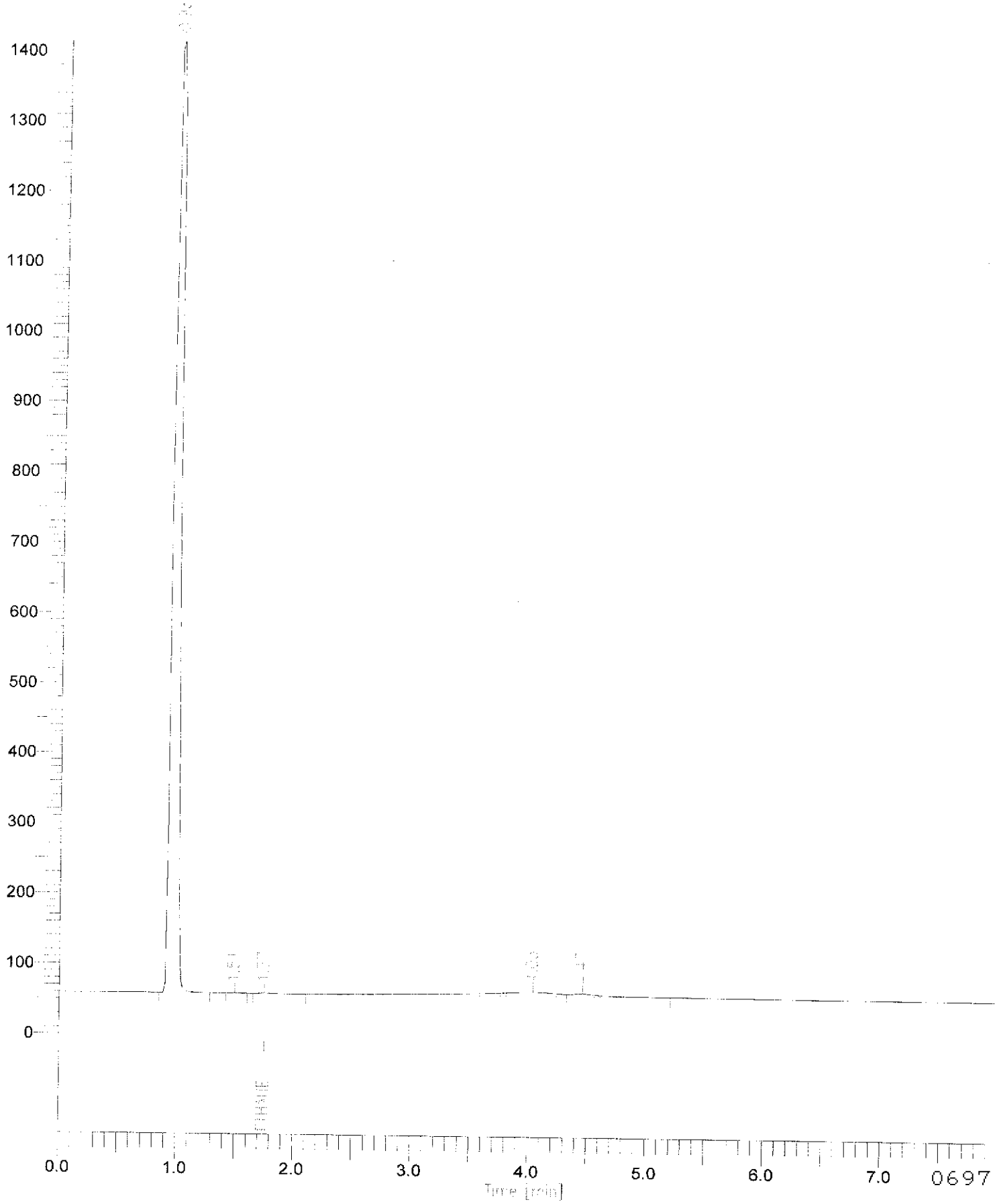

0697

Software Version: 4.1<2F12>
Sample Name : 60419-04
Sample Number: 36
Operator : manager

Time : 8/2/06 03:15 PM
Study : djm

Instrument : 3400
AutoSampler :
Rack/Vial : 0/0

Channel : A A/D mV Range : 10000

Interface Serial # : 6365272898 Data Acquisition Time: 8/2/06 03:05 PM
Delay Time : 0.00 min.
End Time : 9.93 min.
Sampling Rate : 1.0000 pts/sec

Raw Data File : C:\TC4\DATA\0801036U.RAW
Result File : C:\TC4\DATA\0801036U.RST
Inst Method : C:\TC4\DATA\SP1000A from C:\TC4\DATA\0801036U.RST
Proc Method : C:\TC4\DATA\SP1000A
Calib Method : C:\TC4\DATA\SP1000A
Sequence File : C:\TC4\DATA\0801.SEQ

Sample Volume : 1.0000 ul
Sample Amount : 1.0000

Area Reject : 0.000000
Dilution Factor : 1.00

Princeton Analytical Lab

1% SP1000, 45(0) to 220(3) 8/min, 40 cc/min N2, 5 ccL inj, FID range=12

Peak #	Component Name	Time [min]	Area [µV·s]	Height [µV]	Area [%]	Norm Area [%]	BL	Area/Height [s]	Adjusted Amount
1		0.897	20978.21	3663.25	14.99	14.99	BV	5.73	0.0210
2	Methane	0.988	36701.79	8705.47	26.22	26.22	VB	4.22	3.1293
3		1.322	661.92	137.76	0.47	0.47	BV	4.80	0.0007
4		1.515	4947.31	1011.85	3.53	3.53	VV	4.89	0.0049
5	Ethane	1.765	7045.77	1340.96	5.03	5.03	VB	5.25	-0.6990
6		3.878	69630.00	2088.79	49.75	49.75	BB	33.34	0.0696
			139965.00	16948.08	100.00	100.00			2.5266

7.5 ppm as methane

STR

Chromatogram

Sample Name : 6049-04
FileName : C:\TC4\DATA\0801036U.raw
Method : SP1000A
Start Time : 0.00 min End Time : 9.93 min
Scale Factor: 1.0 Plot Offset: 58 mV

Sample #: 36
Date : 8/2/06 03:15 PM
Time of Injection: 8/2/06 03:05 PM
Low Point : 58.32 mV High Point : 67.81 mV
Plot Scale: 9.5 mV

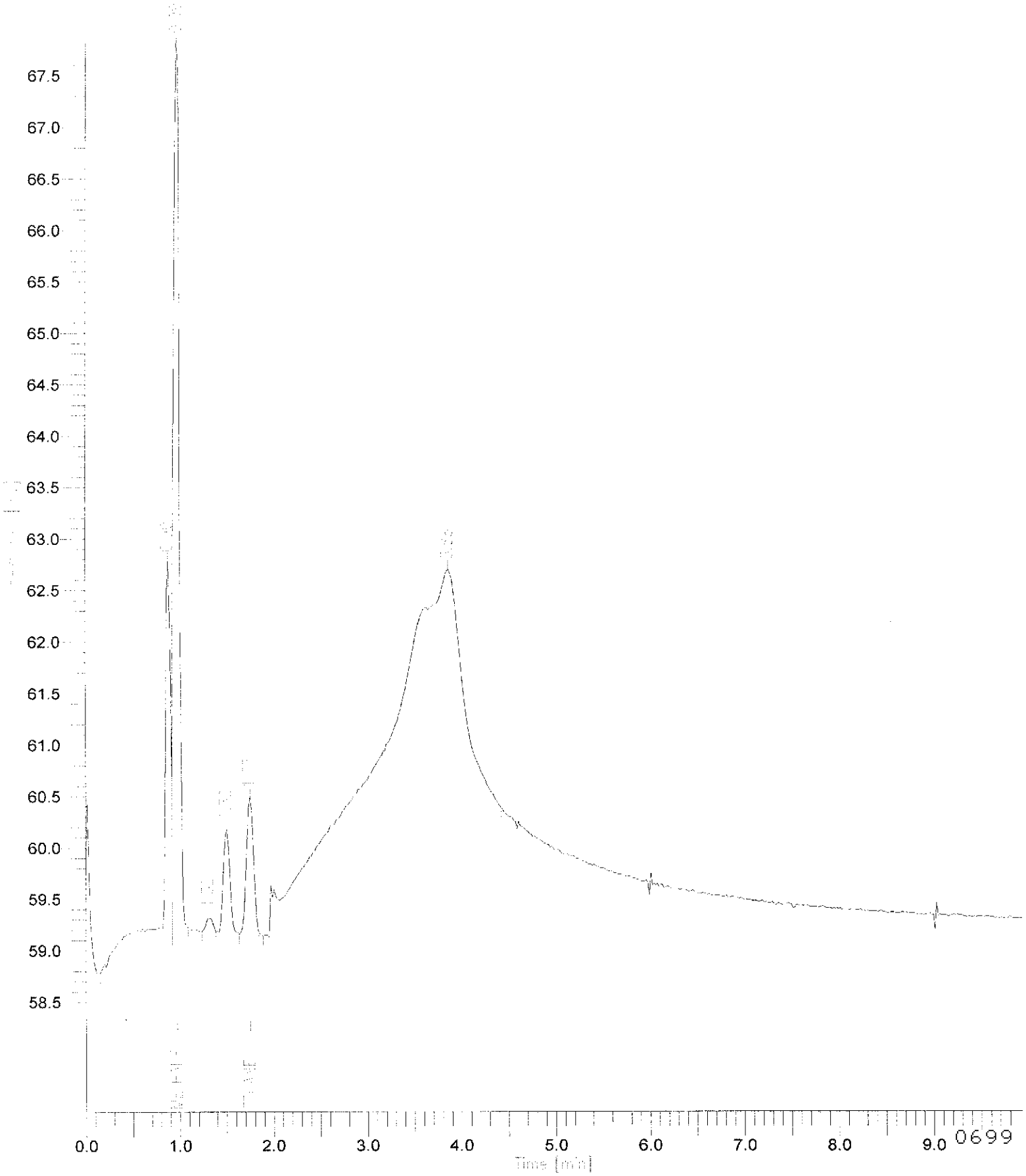

0699

Software Version: 4.1<2F12>
Sample Name : 60419-01
Sample Number: 36
Operator : manager

Time : 8/2/06 12:55 PM
Study : djm

Instrument : 3400
AutoSampler :
Rack/Vial : 0/0

Channel : A A/D mV Range : 10000

Interface Serial # : 6365272898 Data Acquisition Time: 8/2/06 12:42 PM
Delay Time : 0.00 min.
End Time : 8.82 min.
Sampling Rate : 1.0000 pts/sec

Raw Data File : C:\TC4\DATA\0801036K.RAW
Result File : C:\TC4\DATA\0801036K.RST
Inst Method : C:\TC4\DATA\SP1000A from C:\TC4\DATA\0801036K.RST
Proc Method : C:\TC4\DATA\SP1000A from C:\TC4\DATA\0801036K.RST
Calib Method : C:\TC4\DATA\SP1000A from C:\TC4\DATA\0801036K.RST
Sequence File : C:\TC4\DATA\0801.SEQ

Sample Volume : 1.0000 ul
Sample Amount : 1.0000

Area Reject : 0.000000
Dilution Factor : 1.00

Princeton Analytical Lab

1% SP1000, 45(0) to 220(3) 8/min, 40 cc/min N2, 5 ccL inj, FID range=12

Peak #	Component Name	Time [min]	Area [µV·s]	Height [µV]	Area [%]	Norm Area [%]	BL	Area/Height [s]	Adjusted Amount
1		0.898	7139.05	1921.40	2.16	2.16	BV	3.72	0.0071
2	Methane	0.991	13535.95	3242.41	4.10	4.10	VB	4.17	-0.0023
3		1.530	1898.71	371.94	0.58	0.58	BV	5.10	0.0019
4	Ethane	1.785	2336.29	422.74	0.71	0.71	VB	5.53	-1.0135
5		2.703	5185.31	281.50	1.57	1.57	*BV	18.42	0.0052
6		5.367	299991.02	1772.76	90.88	90.88	*VB	169.22	0.3000
			330086.33	8012.75	100.00	100.00			-0.7015

38.7 ppm as Methane

X 100 DIL

0700

Chromatogram

Sample Name : 60419-01
FileName : C:\TC4\DATA\0801036K.RAW
Method :
Start Time : 0.00 min End Time : 8.82 min
Scale Factor: 1.0 Plot Offset: 58 mV

Sample #: 36
Date : 8/2/06 12:55 PM
Time of Injection: 8/2/06 12:42 PM
Low Point : 58.40 mV High Point : 62.07 mV
Plot Scale: 3.7 mV

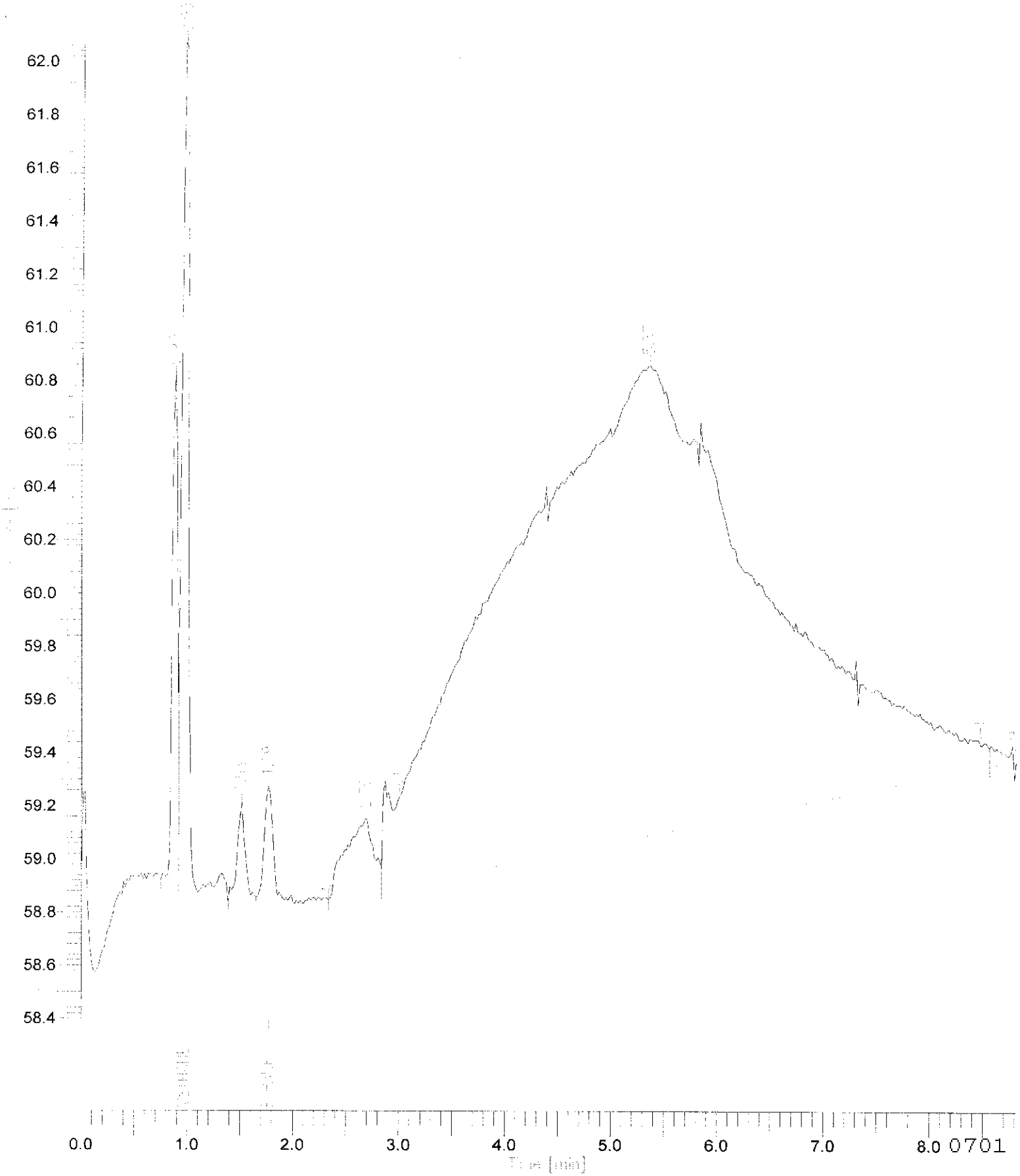

Software Version: 4.1<2F12>
Sample Name : 60419-02 Time : 8/2/06 01:14 PM
Sample Number: 36 Study : djm
Operator : manager

Instrument : 3400 Channel : A A/D mV Range : 10000
AutoSampler :
Rack/Vial : 0/0

Interface Serial # : 6365272898 Data Acquisition Time: 8/2/06 01:05 PM
Delay Time : 0.00 min.
End Time : 7.42 min.
Sampling Rate : 1.0000 pts/sec

Raw Data File : C:\TC4\DATA\0801036M.RAW
Result File : C:\TC4\DATA\0801036M.RST
Inst Method : C:\TC4\DATA\SP1000A from C:\TC4\DATA\0801036M.RST
Proc Method : C:\TC4\DATA\SP1000A from C:\TC4\DATA\0801036M.RST
Calib Method : C:\TC4\DATA\SP1000A from C:\TC4\DATA\0801036M.RST
Sequence File : C:\TC4\DATA\0801.SEQ

Sample Volume : 1.0000 ul Area Reject : 0.000000
Sample Amount : 1.0000 Dilution Factor : 1.00

Princeton Analytical Lab

1% SP1000, 45(0) to 220(3) 8/min, 40 cc/min N2, 5 ccL inj, FID range=12

Peak #	Component Name	Time [min]	Area [µV·s]	Height [µV]	Area [%]	Norm Area [%]	BL	Area/Height [s]	Adjusted Amount
1		0.892	11737.89	972.65	4.72	4.72	BV	12.07	0.0117
2	Methane	0.981	13782.11	3282.59	5.54	5.54	VB	4.20	0.0310
3		1.515	1545.00	311.55	0.62	0.62	*BB	4.96	0.0015
4		3.433	221580.00	2404.12	89.12	89.12	*BB	92.17	0.2216
			248645.00	6970.91	100.00	100.00			0.2659

28.1 ppm as methane

X 100 DIL

Chromatogram

Sample Name : 60719-02
FileName : C:\TC4\DATA\0801036M.RAW
Method :
Start Time : 0.00 min End Time : 7.42 min
Scale Factor: 1.0 Plot Offset: 59 mV

Sample #: 36 Page 1 of 1
Date : 8/2/06 01:14 PM
Time of Injection: 8/2/06 01:05 PM
Low Point : 58.62 mV High Point : 62.39 mV
Plot Scale: 3.8 mV

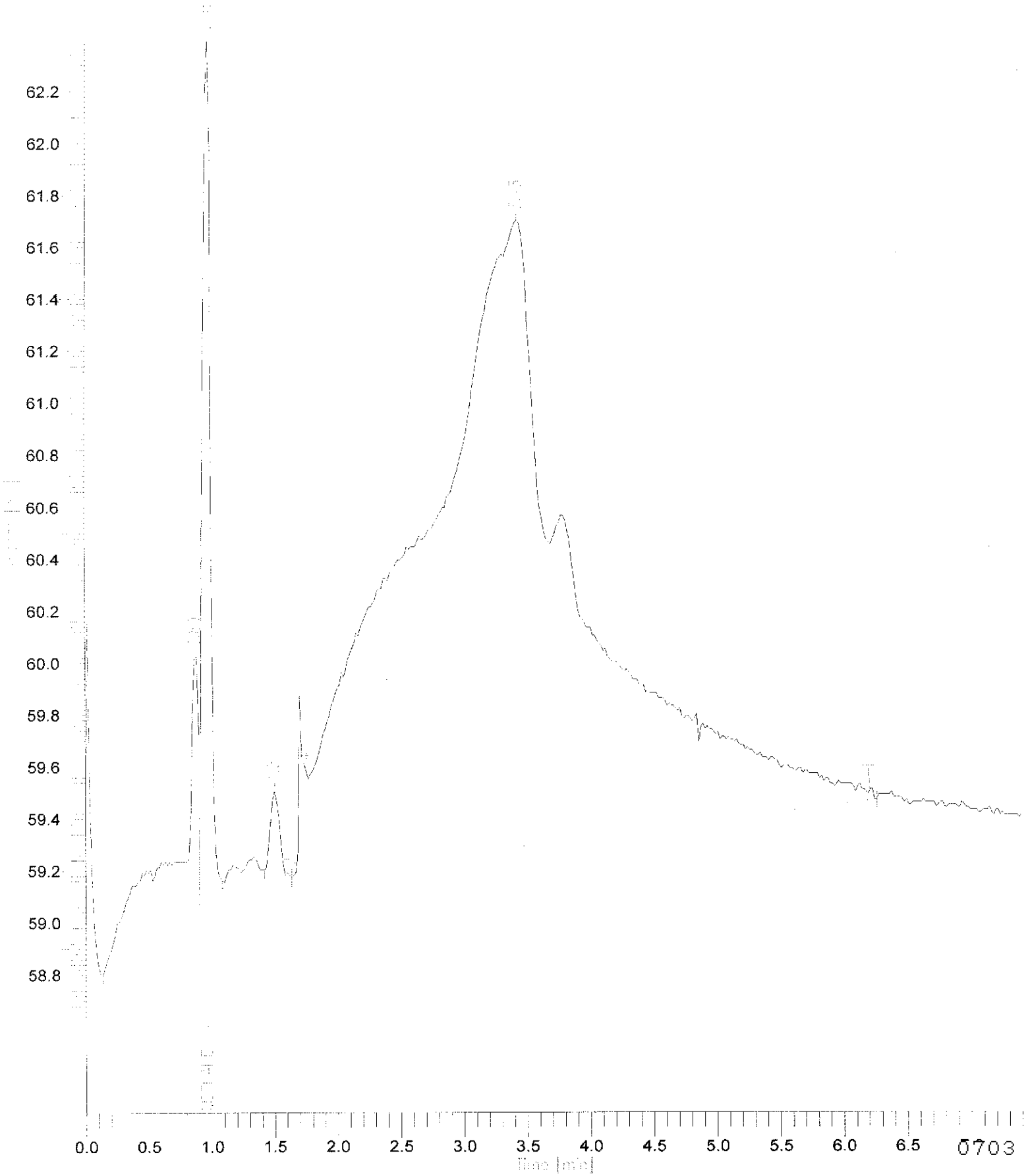

Software Version: 4.1<2F12>
Sample Name : 60419.03 Time : 8/2/06 01:29 PM
Sample Number: 36 Study : djm
Operator : manager

Instrument : 3400 Channel : A A/D mV Range : 10000
AutoSampler :
Rack/Vial : 0/0

Interface Serial # : 6365272898 Data Acquisition Time: 8/2/06 01:16 PM
Delay Time : 0.00 min.
End Time : 10.00 min.
Sampling Rate : 1.0000 pts/sec

Raw Data File : C:\TC4\DATA\0801036N.RAW
Result File : C:\TC4\DATA\0801036N.RST
Inst Method : C:\TC4\DATA\SP1000A from C:\TC4\DATA\0801036N.RST
Proc Method : C:\TC4\DATA\SP1000A from C:\TC4\DATA\0801036N.RST
Calib Method : C:\TC4\DATA\SP1000A from C:\TC4\DATA\0801036N.RST
Sequence File : C:\TC4\DATA\0801.SEQ

Sample Volume : 1.0000 ul Area Reject : 0.000000
Sample Amount : 1.0000 Dilution Factor : 1.00

Princeton Analytical Lab

1% SP1000, 45(0) to 220(3) 8/min, 40 cc/min N2, 5 ccL inj, FID range=12

Peak #	Component Name	Time [min]	Area [µV·s]	Height [µV]	Area [%]	Norm Area [%]	BL	Area/Height [s]	Adjusted Amount
1		0.894	14905.59	3990.35	31.14	31.14	BV	3.74	0.0149
2	Methane	0.984	18819.41	4454.29	39.31	39.31	VB	4.23	0.7120
3		2.542	2320.00	198.62	4.85	4.85	BB	11.68	0.0023
4		8.500	11827.36	286.23	24.71	24.71	*BB	41.32	0.0118
			47872.36	8929.48	100.00	100.00			0.7410

Same area as blank

Chromatogram

Sample Name : 6049-03
FileName : C:\TC4\DATA\0801036N.RAW
Method :
Start Time : 0.00 min End Time : 10.00 min
Scale Factor: 1.0 Plot Offset: 59 mV

Sample #: 36
Date : 8/2/06 01:29 PM
Time of Injection: 8/2/06 01:16 PM
Low Point : 58.62 mV High Point : 63.74 mV
Plot Scale: 5.1 mV

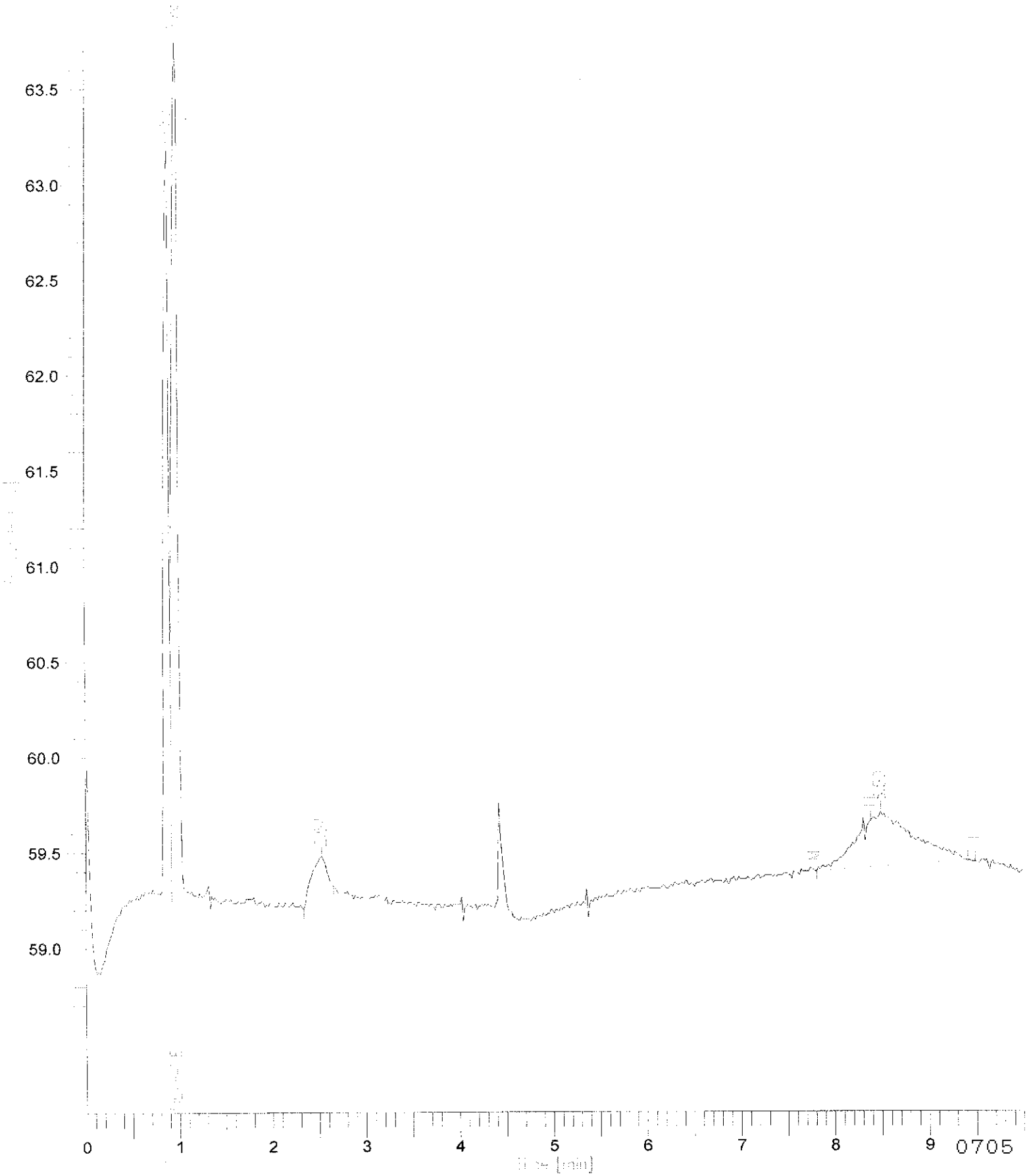

Software Version: 4.1<2F12>
Sample Name : 60419-05
Sample Number: 36
Operator : manager

Time : 8/2/06 10:05 AM
Study : djm

Instrument : 3400
AutoSampler :
Rack/Vial : 0/0

Channel : A A/D mV Range : 10000

Interface Serial # : 6365272898 Data Acquisition Time: 8/2/06 09:58 AM
Delay Time : 0.00 min.
End Time : 7.47 min.
Sampling Rate : 1.0000 pts/sec

Raw Data File : C:\TC4\DATA\0801036F.RAW
Result File : C:\TC4\DATA\0801036F.RST
Inst Method : C:\TC4\DATA\SP1000A from C:\TC4\DATA\0801036F.RST
Proc Method : C:\TC4\DATA\SP1000A
Calib Method : C:\TC4\DATA\SP1000A
Sequence File : C:\TC4\DATA\0801.SEQ

Sample Volume : 1.0000 ul
Sample Amount : 1.0000

Area Reject : 0.000000
Dilution Factor : 1.00

Princeton Analytical Lab

1% SP1000, 45(0) to 220(3) 8/min, 40 cc/min N2, 5 ccL inj, FID range=12

Peak #	Component Name	Time [min]	Area [µV·s]	Height [µV]	Area [%]	Norm Area [%]	BL	Area/Height [s]	Adjusted Amount
1		0.046	1720.00	789.34	0.60	0.60	BB	2.18	0.0017
2		0.910	25946.00	4102.93	8.99	8.99	BV	6.32	0.0259
3	Methane	1.009	179384.00	42071.75	62.12	62.12	VB	4.26	22.4173
4		1.569	3080.00	1144.34	1.07	1.07	BB	2.69	0.0031
5		2.927	59560.00	2886.81	20.63	20.63	BV	20.63	0.0596
6		3.358	19070.00	1476.25	6.60	6.60	VB	12.92	0.0191
			288760.00	52471.42	100.00	100.00			22.5267

8.8 ppm as methane

blank = ~1 ppm as methane
(not subtracted)

Chromatogram

Sample Name : 60419-05
FileName : C:\TC4\DATA\0801036F.raw
Method : SP1000A
Start Time : 0.00 min End Time : 7.47 min
Scale Factor: 1.0 Plot Offset: 59 mV

Sample #: 36 Page 1 of 1
Date : 8/2/06 10:05 AM
Time of Injection: 8/2/06 09:58 AM
Low Point : 58.60 mV High Point : 102.62 mV
Plot Scale: 44.0 mV

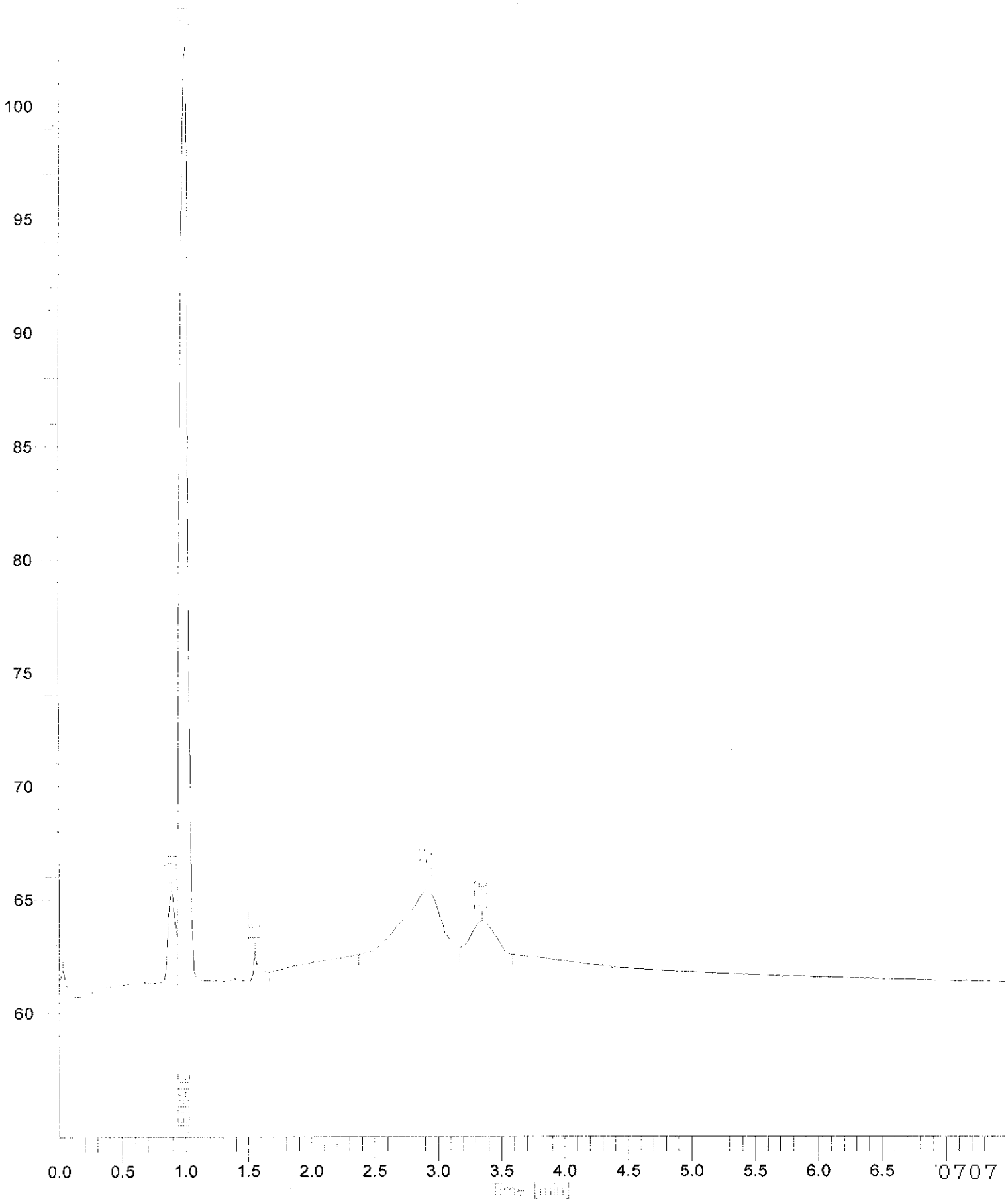

Software Version: 4.1<2F12>
Sample Name : 60719-06 Time : 8/2/06 10:32 AM
Sample Number: 36 Study : djm
Operator : manager

Instrument : 3400 Channel : A A/D mV Range : 10000
AutoSampler :
Rack/Vial : 0/0

Interface Serial # : 6365272898 Data Acquisition Time: 8/2/06 10:23 AM
Delay Time : 0.00 min.
End Time : 9.38 min.
Sampling Rate : 1.0000 pts/sec

Raw Data File : C:\TC4\DATA\0801036H.RAW
Result File : C:\TC4\DATA\0801036H.RST
Inst Method : C:\TC4\DATA\SP1000A from C:\TC4\DATA\0801036H.RST
Proc Method : C:\TC4\DATA\SP1000A
Calib Method : C:\TC4\DATA\SP1000A
Sequence File : C:\TC4\DATA\0801.SEQ

Sample Volume : 1.0000 ul Area Reject : 0.000000
Sample Amount : 1.0000 Dilution Factor : 1.00

Princeton Analytical Lab

1% SP1000, 45(0) to 220(3) 8/min, 40 cc/min N2, 5 ccL inj, FID range=12

Peak #	Component Name	Time [min]	Area [µV·s]	Height [µV]	Area [%]	Norm Area [%]	BL	Area/Height [s]	Adjusted Amount
1		0.517	3625.00	140.00	0.11	0.11	BB	25.89	0.0036
2	Methane	0.995	160660.00	37899.00	4.70	4.70	BB	4.24	19.8862
3		3.996	3251060.00	28833.54	95.19	95.19	BB	112.75	3.2511
			3415345.00	66872.54	100.00	100.00			23.1408

437 ppm as methane

X 1000 DIL

Chromatogram

Sample Name :
FileName : C:\TC4\DATA\0801036H.raw
Method : SP1000A
Start Time : 0.00 min End Time : 9.38 min
Scale Factor: 1.0 Plot Offset: 57 mV

Sample #: 36
Date : 8/2/06 10:32 AM
Time of Injection: 8/2/06 10:23 AM
Low Point : 57.01 mV High Point : 96.72 mV
Plot Scale: 39.7 mV

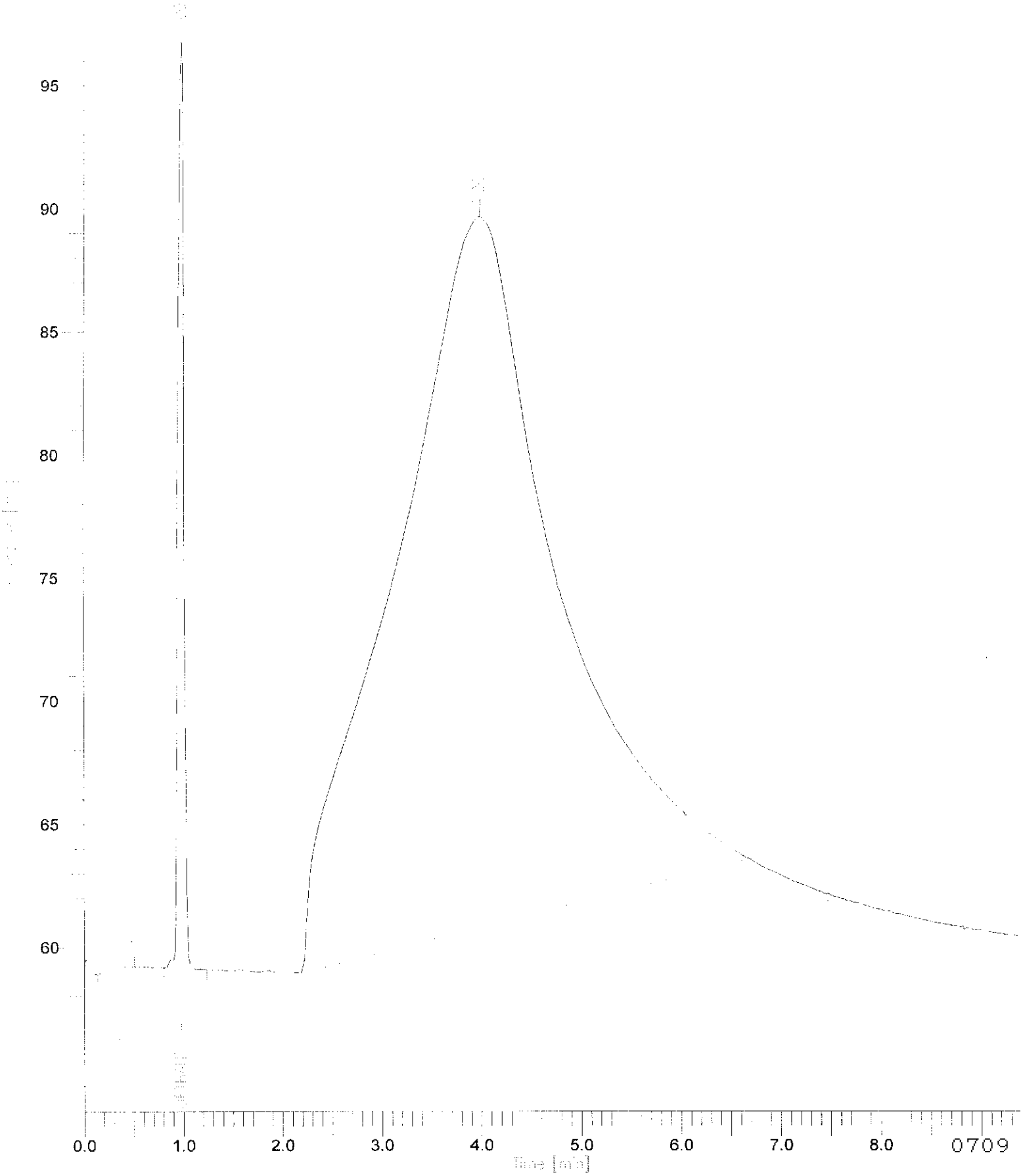

Software Version: 4.1<2F12>
Sample Name : 60419-07 Time : 8/2/06 10:26 AM
Sample Number: 36 Study : djm
Operator : manager

Instrument : 3400 Channel : A A/D mV Range : 10000
AutoSampler :
Rack/Vial : 0/0

Interface Serial # : 6365272898 Data Acquisition Time: 8/2/06 10:12 AM
Delay Time : 0.00 min.
End Time : 7.93 min.
Sampling Rate : 1.0000 pts/sec

Raw Data File : C:\TC4\DATA\0801036G.RAW
Result File : C:\TC4\DATA\0801036G.RST
Inst Method : C:\TC4\DATA\SP1000A from C:\TC4\DATA\0801036G.RST
Proc Method : C:\TC4\DATA\SP1000A from C:\TC4\DATA\0801036G.RST
Calib Method : C:\TC4\DATA\SP1000A from C:\TC4\DATA\0801036G.RST
Sequence File : C:\TC4\DATA\0801.SEQ

Sample Volume : 1.0000 ul Area Reject : 0.000000
Sample Amount : 1.0000 Dilution Factor : 1.00

Princeton Analytical Lab

1% SP1000, 45(0) to 220(3) 8/min, 40 cc/min N2, 5 ccL inj, FID range=12

Peak #	Component Name	Time [min]	Area [µV·s]	Height [µV]	Area [%]	Norm Area [%]	BL	Area/Height [s]	Adjusted Amount
1		0.050	1180.00	606.32	1.85	1.85	BB	1.95	0.0012
2		0.567	4120.00	135.88	6.47	6.47	BB	30.32	0.0041
3		0.909	16295.26	4308.83	25.60	25.60	BV	3.78	0.0163
4	Methane	1.006	18834.74	4352.75	29.59	29.59	VB	4.33	0.7140
5		4.008	23230.06	855.97	36.49	36.49	*BB	27.14	0.0232
			63660.06	10259.75	100.00	100.00			0.7589

1.3 ppm
(very similar to blank)

STR.

Chromatogram

Sample Name : 60419-08
FileName : C:\TC4\DATA\0801036G.RAW
Method :
Start Time : 0.00 min End Time : 7.93 min
Scale Factor: 1.0 Plot Offset: 59 mV

Sample #: 36 Page 1 of 1
Date : 8/2/06 10:26 AM
Time of Injection: 8/2/06 10:12 AM
Low Point : 59.10 mV High Point : 64.64 mV
Plot Scale: 5.5 mV

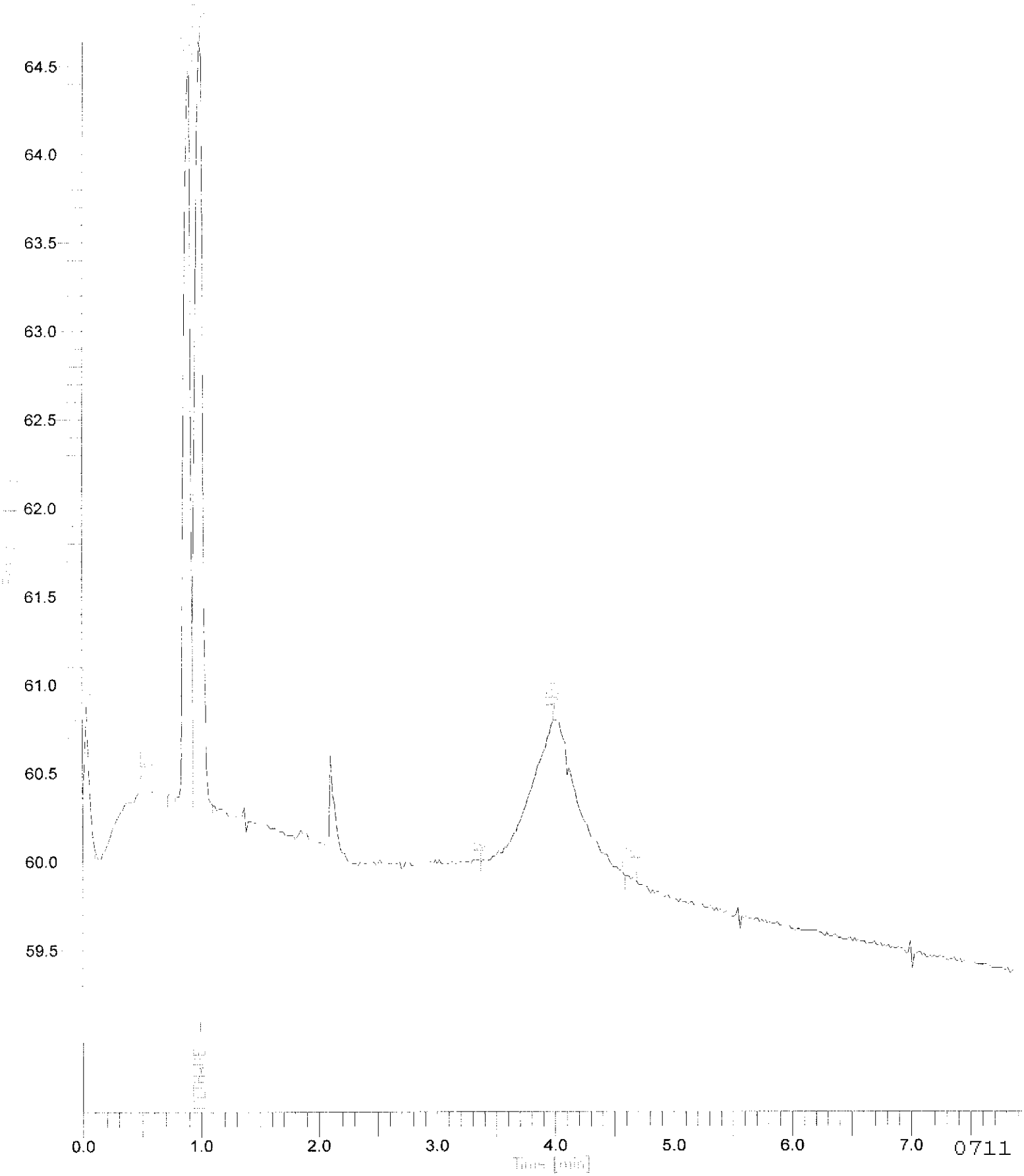

0711

Software Version: 4.1<2F12>
Sample Name : 60419-09 Time : 8/2/06 02:19 PM
Sample Number: 36 Study : djm
Operator : manager

Instrument : 3400 Channel : A A/D mV Range : 10000
AutoSampler :
Rack/Vial : 0/0

Interface Serial # : 6365272898 Data Acquisition Time: 8/2/06 02:10 PM
Delay Time : 0.00 min.
End Time : 8.98 min.
Sampling Rate : 1.0000 pts/sec

Raw Data File : C:\TC4\DATA\0801036R.RAW
Result File : C:\TC4\DATA\0801036R.RST
Inst Method : C:\TC4\DATA\SP1000A from C:\TC4\DATA\0801036R.RST
Proc Method : C:\TC4\DATA\SP1000A
Calib Method : C:\TC4\DATA\SP1000A
Sequence File : C:\TC4\DATA\0801.SEQ

Sample Volume : 1.0000 ul Area Reject : 0.000000
Sample Amount : 1.0000 Dilution Factor : 1.00

Princeton Analytical Lab

1% SP1000, 45(0) to 220(3) 8/min, 40 cc/min N2, 5 ccL inj, FID range=12

Peak #	Component Name	Time [min]	Area [µV·s]	Height [µV]	Area [%]	Norm Area [%]	BL	Area/Height [s]	Adjusted Amount
1	Methane	0.988	256940.00	57231.04	89.25	89.25	BB	4.49	32.9014
2		1.519	1370.00	269.17	0.48	0.48	BB	5.09	0.0014
3	Ethane	1.770	2580.00	487.86	0.90	0.90	BB	5.29	-0.9972
4		3.608	26990.00	988.08	9.38	9.38	BB	27.32	0.0270
			287880.00	58976.15	100.00	100.00			31.9326

1.8 ppm as Methane

Chromatogram

Sample Name : 60419-09
FileName : C:\TC4\DATA\0801036R.raw
Method : SP1000A
Start Time : 0.00 min End Time : 8.98 min
Scale Factor: 1.0 Plot Offset: 56 mV

Sample #: 36
Date : 8/2/06 02:19 PM
Time of Injection: 8/2/06 02:10 PM
Low Point : 56.12 mV High Point : 116.35 mV
Plot Scale: 60.2 mV



0713

Software Version: 4.1<2F12>
Sample Name : 60919-15 Time : 8/2/06 02:12 PM
Sample Number: 36 Study : djm
Operator : manager

Instrument : 3400 Channel : A A/D mV Range : 10000
AutoSampler :
Rack/Vial : 0/0

Interface Serial # : 6365272898 Data Acquisition Time: 8/2/06 02:01 PM
Delay Time : 0.00 min.
End Time : 7.20 min.
Sampling Rate : 1.0000 pts/sec

Raw Data File : C:\TC4\DATA\0801036Q.RAW
Result File : C:\TC4\DATA\0801036Q.RST
Inst Method : C:\TC4\DATA\SP1000A from C:\TC4\DATA\0801036Q.RST
Proc Method : C:\TC4\DATA\SP1000A from C:\TC4\DATA\0801036Q.RST
Calib Method : C:\TC4\DATA\SP1000A from C:\TC4\DATA\0801036Q.RST
Sequence File : C:\TC4\DATA\0801.SEQ

Sample Volume : 1.0000 ul Area Reject : 0.000000
Sample Amount : 1.0000 Dilution Factor : 1.00

Princeton Analytical Lab

1% SP1000, 45(0) to 220(3) 8/min, 40 cc/min N2, 5 ccL inj, FID range=12

Peak #	Component Name	Time [min]	Area [µV·s]	Height [µV]	Area [%]	Norm Area [%]	BL	Area/Height [s]	Adjusted Amount
1		0.896	20789.85	3681.85	9.80	9.80	BV	5.65	0.0208
2	Methane	0.992	140245.15	32788.55	66.12	66.12	VB	4.28	17.1265
3		1.518	2470.00	498.35	1.16	1.16	BB	4.96	0.0025
4	Ethane	1.769	2420.00	436.56	1.14	1.14	BB	5.54	-1.0079
5		4.036	46185.68	1146.36	21.77	21.77	*BB	40.29	0.0462
			212110.68	38551.67	100.00	100.00			16.1880

4.4 ppm as methane

Chromatogram

Sample Name : 60419-15
FileName : C:\TC4\DATA\0801036Q.RAW
Method :
Start Time : 0.00 min End Time : 7.20 min
Scale Factor: 1.0 Plot Offset: 57 mV

Sample #: 36 Page 1 of 1
Date : 8/2/06 02:12 PM
Time of Injection: 8/2/06 02:01 PM
Low Point : 57.36 mV High Point : 90.93 mV
Plot Scale: 33.6 mV

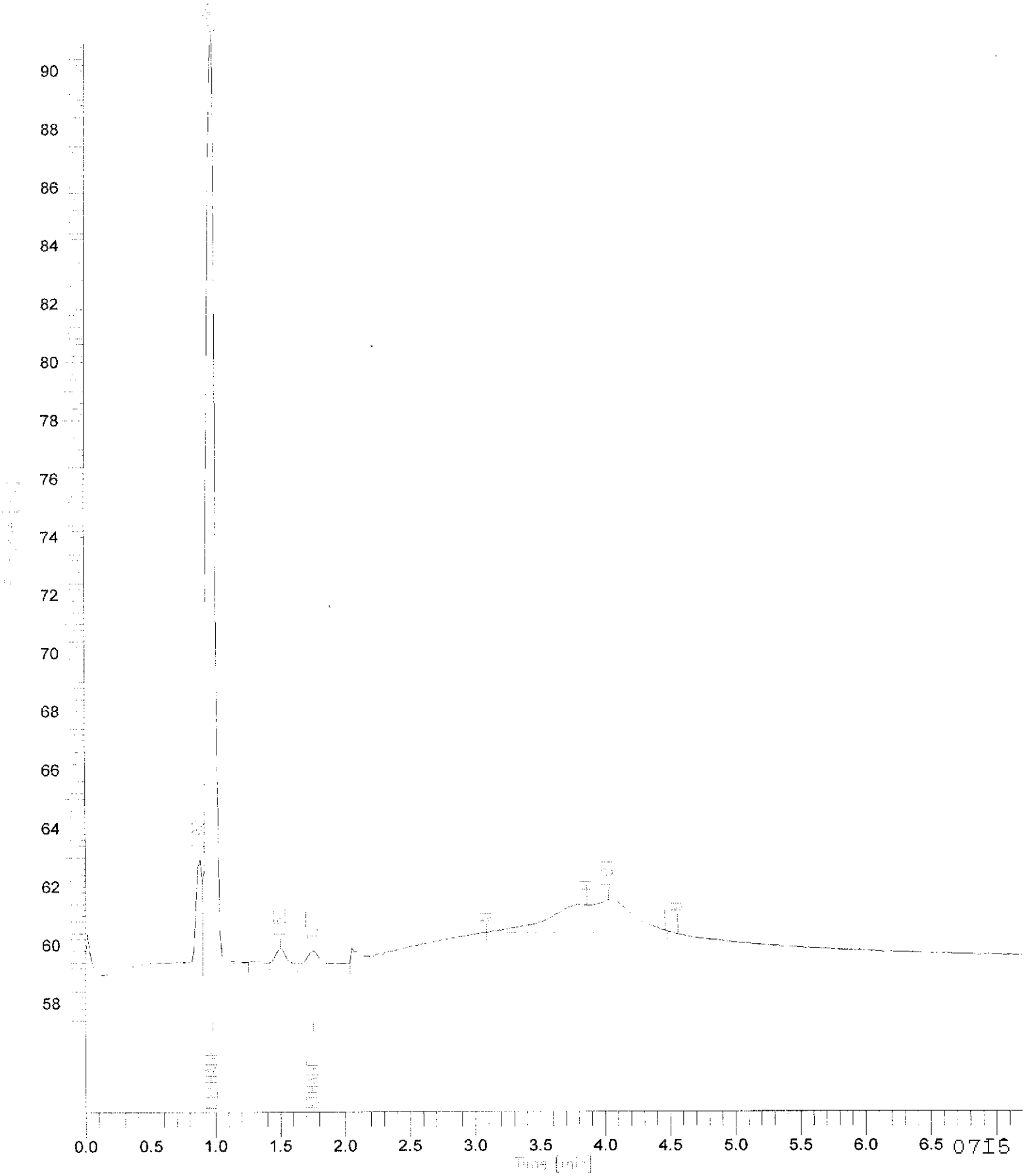

0715