Analytical Data Report

for

E S P L Environmental
100 West 32nd St. 5th Floor
New York, NY 10001

Project: 26100

Accredited Analytical Resources Case No.: 2946
Date Received: 07/31/06

Field ID	Laboratory Sample #
MW1	200607263
MW2	200607264
MW3	200607265
MW4	200607266
MW5	200607267
MW6	200607268
MW7	200607269
MW8	200607270
MW9	200607271
MW10	200607272
MW11	200607273
MW12	200607274
MW13	200607275
MW14	200607276
MW15	200607277
MW16	200607278
MW17	200607279
FIELDBLANK	200607280
TRIP BLANK	200607281

Accredited Analytical Resources, LLC New York Certification Number 11109. This data has been reviewed and accepted by:

Daniel S. Miguel
Technical Director

Total Pages N/A

Table of Contents

SDG NARRATIVE

Accredited Analytical Resources, LLC received 19 aqueous samples (Project: 26100; AAR Case #2946) from ESPL Environmental on 7/31/06 for the analyses of Volatile Organics and Base Neutral Acid Extractable Organics.

All analyses were performed within the required holding time.

In the Volatile Organic analysis, the MDL levels were elevated for AAR Sample #0607269, 0607273, 0607274, 0607275 and 0607276 due to matrix interference. The methylene chloride results reported are due to laboratory contamination.

In the BNA analysis, the internal standard area check was out of criteria for AAR Sample #0607271, 0607272, 0607273, 0607274, 0607275, 0607276 and 0607278. AAR Sample #0607271, 0607272, 0607274, 0607276 and 0607278 were diluted, analyzed and recovered within the required criteria. AAR Sample #0607273 and 0607275 were diluted, analyzed and the certain internal standard area checks were again recovered out of the required criteria.

"I certify that this data package is in compliance with the terms and conditions of the contract, both technically and for completeness, for other than the conditions detailed above. Release of the data contained in this hard copy data package has been authorized by the Laboratory Manager or his designee, as verified by the following signature."

Daniel S. Miguel
Technical Director

Date: 08/02/06 ACCREDITED ANALYTICAL RESOURCES, LLC Time: 11:01:34

ORGANIC ANALYSIS LABORATORY CHRONICLE

NY; OTHER = CAT B; FULL LIST

Client: E S P L Environmental
Fax Data Due: **08/10/06**
Test Date Due: 08/14/06
Hard Copy Due: **08/10/06**
Client Project Name: 26100

Date Sampled:07/31/06 Date Received:07/31/06 Report Package: Other

Test: VO
Test Description:Volatile Organics (VO)
QC#:

By Method:

SAMPLE IDENTIFICATION			Mtx	EXTRACTION			ANALYSIS			TIC FLAG
Field#	Case#	Sample#		Date	Time	Init	Date	Time	Init	
MW1	2946	200607263	A				8/3/06	14:32	GF	Y
MW2	2946	200607264	A					15:04		Y
MW3	2946	200607265	A				8/4/06	14:09		Y
MW4	2946	200607266	A				8/3/06	16:10		Y
MW5	2946	200607267	A					16:44		Y
MW6	2946	200607268	A					17:17		Y
MW7	2946	200607269	A				8/4/06	17:57		Y
MW8	2946	200607270	A					15:14		Y
MW9	2946	200607271	A					15:47		Y
MW10	2946	200607272	A					16:19		Y
MW11	2946	200607273	A					18:30		Y
MW12	2946	200607274	A					10:51		Y
MW13	2946	200607275	A					11:24		Y
MW14	2946	200607276	A				8/4/06	11:57		Y
MW15	2946	200607277	A				8/5/06	14:32		Y
MW16	2946	200607278	A					15:05		Y
MW17	2946	200607279	A					15:38		Y
FIELDBLANK	2946	200607280	A				8/3/06	12:52		Y
TRIP BLANK	2946	200607281	A							

Reviewed by: Date: 8/15/06

Abreviations:Sample Matrix:
Mtx:A=Aqueous:S=Soil:O=Oil:K=Solid:F=Filters:P=Potable Water:G=Sludge
X=Other

RPT:Report01

2

Date: 08/02/06 ACCREDITED ANALYTICAL RESOURCES, LLC Time: 11:01:33

ORGANIC ANALYSIS LABORATORY CHRONICLE

NY; OTHER = CAT B; FULL LIST

Client: E S P L Environmental
Fax Data Due: **08/10/06**
Test Date Due: 08/07/06
Hard Copy Due: **08/10/06**
Client Project Name: 26100

Date Sampled:07/31/06 Date Received:07/31/06 Report Package: Other

Test: BNA
Test Description:Base Neutral Acid Compounds (BNA)
QC#: _____

By Method: _____

SAMPLE IDENTIFICATION			M	EXTRACTION			ANALYSIS			TIC FLAG
Field#	Case#	Sample#	t x	Date	Time	Init	Date	Time	Init	
MW1	2946	200607263	A	8/3/06		PK	8-4-06	12:36	JM	Y
MW2	2946	200607264	A					17:55		Y
MW3	2946	200607265	A					13:21		Y
MW4	2946	200607266	A					14:07		Y
MW5	2946	200607267	A					14:52		Y
MW6	2946	200607268	A					15:38		Y
MW7	2946	200607269	A					17:09		Y
MW8	2946	200607270	A					16:24		Y
MW9	2946	200607271	A	08/1/06		JAM	8/4/06	19:20		Y
MW10	2946	200607272	A					20:05		Y
MW11	2946	200607273	A					20:50		Y
MW12	2946	200607274	A					21:35		Y
MW13	2946	200607275	A					22:20		Y
MW14	2946	200607276	A				8/7/06	23:57		Y
MW15	2946	200607277	A				8/7/06	20:58		Y
MW16	2946	200607278	A					21:42		Y
MW17	2946	200607279	A					22:27		Y
FIELDBLANK	2946	200607280	A				8/10/06	11:58		Y

Reviewed by: [signature] Date: 8/16/06

Abreviations:Sample Matrix:
Mtx:A=Aqueous:S=Soil:O=Oil:K=Solid:F=Filters:P=Potable Water:G=Sludge
X=Other

RPT:Rept01

3

ACCREDITED ANALYTICAL RESOURCES, LLC
20 Pershing Avenue
Carteret, New Jersey 07008

Phone (732) 541 2025 Fax (732) 541 1383

CHAIN OF CUSTODY FORM

STATE AGENCY NJ NY PA CT DE OTHER _____

CLIENT	ESPL
ADDRESS	106 W 32nd st
CITY	New York
STATE	NY ZIP 10001

PROJECT	26100
CONTACT	Ray Kaha
PHONE	212-330-7501
FAX	212-330-7505

LAB SAMPLE #	FIELD ID	TO	TM	DATE TIME SAMPLED	SAMPLE DESCRIPTION	ANALYSIS
0607263	MW1	3	A	7/31/06 4:00		8270 ~~SIM (S PAH)~~ SIM, 8260 ~~SIM (SVOC)~~
0607264	MW2			4:03		Full List Full List
0607265	MW3			4:11		
0607266	MW4			4:23		
0607267	MW5			4:18		
0607268	MW6			4:14		
0607269	MW7			4:08		
0607270	MW8			4:56		
0607271	MW9			4:58		
0607272	MW10			4:27		
0607273	MW11			4:34		
0607274	MW12			4:36		
0607275	MW13			4:52		
0607276	MW14			4:47		
0607277	MW15			4:40		
0607278	MW16			4:48		

TM - MATRIX: A-AQUEOUS, S-SOIL, G-SLUDGE, P-POTABLE WATER, O-OIL, F-FILTER, K-SOLID, X-OTHER

*C - NO CONTAINERS | TURNAROUND: _____ (If Blank, Std. 3 weeks)

DELIVERABLES (circle one): STD REDUCED FULL OTHER NYASP Cat B equivalent

RELINQUISHED BY: PRINT	SIGN	RECEIVED BY: PRINT	SIGN	ORGANIZATION	DATE	TIME	REASON
A Bachelor	[signature]	Joe Logan	[signature]	AAR	7/31	1750	Analysis

PERSON(S) ASSUMING RESPONSIBILITY FOR SAMPLING: PRINT: _____ SIGN: _____

COMMENTS	Temp 4°C

ALLIQUOTS	
ALIQUOT #	2946
BOTTLE #	

ACCREDITED ANALYTICAL RESOURCES, LLC
20 Pershing Avenue
Carteret, New Jersey 07008

Phone (732) 541 2025 Fax (732) 541 1383

CHAIN OF CUSTODY FORM

STATE AGENCY NJ NY PA CT DE OTHER _____

CLIENT	ESPL
ADDRESS	106 W 32nd st NY
CITY	NY
STATE	NY ZIP 10001

PROJECT	76100
CONTACT	Ray Kaha
PHONE	212-330-7501
FAX	212-330-7505

AAR SAMPLE #	FIELD ID #	#	MX	DATE/TIME SAMPLED	SAMPLE DESCRIPTION	ANALYSIS	
0607279	MW17	3	A	7/31/06 4:30		8270SIM PAH	8260SIM VOC
0607280	Field blank	3	↓	↓ 4:28		Full List	Full List
0607281	Trip blank	2	↓	↓			

MX - MATRIX: A-AQUEOUS S-SOIL G-SLUDGE P-POTABLE WATER O-OIL F-FILTER K-SOLID X-OTHER

*C - NO CONTAINERS: TURNAROUND: _____ (If Blank, Std. 3 weeks)

DELIVERABLES (circle one): STD REDUCED FULL OTHER _____

RELINQUISHED BY: PRINT	SIGN	RECEIVED BY: PRINT	SIGN	ORGANIZATION	DATE	TIME	REASON
A Hashemkhani	A Hashemkhani						

PERSON(S) ASSUMING RESPONSIBILITY FOR SAMPLING: PRINT: _____ SIGN: _____

COMMENTS	

ALL BUSTED ALIQUOTS	2946

Accredited Analytical Resources, LLC

INTERNAL CHAIN OF CUSTODY

Laboratory Person Breaking Field Seal on Sample Shuttle & Accepting Responsibility for Sample

Laboratory: Accredited Analytical Resources Location: Carteret, NJ

Name: Joclogan Title: SRO

Field Sample Seal No. none Date Broken: __/__/__ Military Time Seal Broken _____

Case No. 2946 ✓ Check if No Seal on Sample Shuttle.

Field #	Laboratory #	Test Name	Date Sampled	Date Received
MW1	200607263	VO	07/31/06	07/31/06
MW2	200607264	VO	07/31/06	07/31/06
MW3	200607265	VO	07/31/06	07/31/06
MW4	200607266	VO	07/31/06	07/31/06
MW5	200607267	VO	07/31/06	07/31/06
MW6	200607268	VO	07/31/06	07/31/06
MW7	200607269	VO	07/31/06	07/31/06
MW8	200607270	VO	07/31/06	07/31/06
MW9	200607271	VO	07/31/06	07/31/06
MW10	200607272	VO	07/31/06	07/31/06
MW11	200607273	VO	07/31/06	07/31/06
MW12	200607274	VO	07/31/06	07/31/06
MW13	200607275	VO	07/31/06	07/31/06
MW14	200607276	VO	07/31/06	07/31/06
MW15	200607277	VO	07/31/06	07/31/06
MW16	200607278	VO	07/31/06	07/31/06
MW17	200607279	VO	07/31/06	07/31/06
FIELDBLANK	200607280	VO	07/31/06	07/31/06
TRIP BLANK	200607281	VO	07/31/06	07/31/06

DATE	TIME	RELINQUISHED BY	RECEIVED BY	PURPOSE OF CHANGE OF CUSTODY
		Printed Name Joclogan	Printed Name Gary Fisch	
		Signature	Signature	Analysis
		Printed Name	Printed Name	
		Signature	Signature	
		Printed Name	Printed Name	
		Signature	Signature	
		Printed Name	Printed Name	
		Signature	Signature	
		Printed Name	Printed Name	
		Signature	Signature	
		Printed Name	Printed Name	
		Signature	Signature	

6

FORM: 291COC

Accredited Analytical Resources, LLC

INTERNAL CHAIN OF CUSTODY

Laboratory Person Breaking Field Seal on Sample Shuttle & Accepting Responsibility for Sample

Laboratory: Accredited Analytical Resources Location: Carteret, NJ

Name: Joe Logan Title: GEO

Field Sample Seal No. none Date Broken: __/__/__ Military Time Seal Broken _____

Case No. 2946 ✓ Check if No Seal on Sample Shuttle.

Field #	Laboratory #	Test Name	Date Sampled	Date Received
MW1	200607263	BNA	07/31/06	07/31/06
MW2	200607264	BNA	07/31/06	07/31/06
MW3	200607265	BNA	07/31/06	07/31/06
MW4	200607266	BNA	07/31/06	07/31/06
MW5	200607267	BNA	07/31/06	07/31/06
MW6	200607268	BNA	07/31/06	07/31/06
MW7	200607269	BNA	07/31/06	07/31/06
MW8	200607270	BNA	07/31/06	07/31/06
MW9	200607271	BNA	07/31/06	07/31/06
MW10	200607272	BNA	07/31/06	07/31/06
MW11	200607273	BNA	07/31/06	07/31/06
MW12	200607274	BNA	07/31/06	07/31/06
MW13	200607275	BNA	07/31/06	07/31/06
MW14	200607276	BNA	07/31/06	07/31/06
MW15	200607277	BNA	07/31/06	07/31/06
MW16	200607278	BNA	07/31/06	07/31/06
MW17	200607279	BNA	07/31/06	07/31/06
FIELDBLANK	200607280	BNA	07/31/06	07/31/06

DATE	TIME	RELINQUISHED BY	RECEIVED BY	PURPOSE OF CHANGE OF CUSTODY
8/3/06	1000	Printed Name Joe Logan Signature	Printed Name P. Kinkle Signature P. Kinkle	Extraction (7263 → 7270)
8/4		Printed Name ~~P. Kinkle~~ Signature	Printed Name Signature	Extract Storage
		Printed Name P. Kinkle Signature P. Kinkle	Printed Name J Muniz Signature	Analysis
08/15/06	0900	Printed Name Joe Logan Signature	Printed Name J.A. Mendiola Signature	Extraction (Depleted) 200727 1 → 7280
		Printed Name Signature	Printed Name Signature	Extract Storage
		Printed Name J. A. Mendiola Signature	Printed Name J Muniz Signature	Analysis
		Printed Name Signature	Printed Name Signature	

FORM: 29ICOC

7

2A

WATER VOLATILE SYSTEM MONITORING COMPOUND RECOVERY

Lab Name: ACCREDITED ANALYTICAL RES Contract: _____

Lab Code: _____ Case No.: 2946 SAS No.: _____ SDG No.: _____

	EPA SAMPLE NO.	SMC1 (DCE- #	SMC2 (TOL- #	SMC3 (BFB) #	TOT OUT
01	VBLKM74	92	97	93	0
02	FIELDBLANK	92	97	94	0
03	TRIP BLANK	93	97	91	0
04	VBLKM74MS	93	96	92	0
05	MW1	90	97	93	0
06	MW2	92	98	94	0
07	MW4	92	95	92	0
08	MW5	98	102	97	0
09	MW6	95	97	92	0
10	MW6MS	92	97	96	0
11	MW6MSD	95	96	92	0
12	VBLKM75	96	100	96	0
13	MW12	98	100	92	0
14	MW13	96	98	91	0
15	MW14	97	100	95	0
16	MW3	95	99	95	0
17	MW8	99	99	94	0
18	MW9	97	99	96	0
19	MW10	101	100	96	0
20	MW2DL	101	99	96	0
21	MW6DL	101	100	98	0
22	MW7	98	99	97	0
23	MW11	99	100	96	0
24	VBLKM75MS	98	99	95	0
25	MW13DL	103	100	97	0

				QC LIMITS
SMC1	(DCE-	=	1,2-Dichloroethane-d4	(76-114)
SMC2	(TOL-	=	Toluene-d8	(88-110)
SMC3	(BFB)	=	Bromofluorobenzene	(86-115)

Column to be used to flag recovery values

* Values outside of contract required QC limits

D System Monitoring Compound diluted out

V-1

2A

WATER VOLATILE SYSTEM MONITORING COMPOUND RECOVERY

Lab Name: ACCREDITED ANALYTICAL RES Contract: _____

Lab Code: _____ Case No.: 2946 SAS No.: _____ SDG No.: _____

	EPA SAMPLE NO.	SMC1 (DCE- #	SMC2 (TOL- #	SMC3 (BFB) #	TOT OUT
01	VBLKD65	98	95	95	0
02	MW15	99	96	95	0
03	MW16	101	96	95	0
04	MW17	101	98	99	0
05	MW12DL	101	96	95	0
06	VBLKD65MS	99	97	96	0

QC LIMITS

SMC1	(DCE-	=	1,2-Dichloroethane-d4	(76-114)
SMC2	(TOL-	=	Toluene-d8	(88-110)
SMC3	(BFB)	=	Bromofluorobenzene	(86-115)

Column to be used to flag recovery values

* Values outside of contract required QC limits

D System Monitoring Compound diluted out

V-2

3A

WATER VOLATILE MATRIX SPIKE/MATRIX SPIKE DUPLICATE RECOVERY

Lab Name: ACCREDITED ANALYTICAL RES Contract: _____

Lab Code: _____ Case No.: 2946 SAS No.: _____ SDG No.: _____

Matrix Spike - EPA Sample No VBLKM74

COMPOUND	SPIKE ADDED (ug/L)	SAMPLE CONCENTRATION (ug/L)	MS CONCENTRATION (ug/L)	MS % REC #	QC LIMITS REC.
1,1-Dichloroethene	50	0.0	48	96	61 - 145
Benzene	50	0.0	43	86	76 - 127
Trichloroethene	50	0.0	40	80	71 - 120
Toluene	50	0.0	40	80	76 - 125
Chlorobenzene	50	0.0	40	80	75 - 130

V-3

3A

WATER VOLATILE MATRIX SPIKE/MATRIX SPIKE DUPLICATE RECOVERY

Lab Name: ACCREDITED ANALYTICAL RES Contract: _____

Lab Code: _____ Case No.: 2946 SAS No.: _____ SDG No.: _____

Matrix Spike - EPA Sample No VBLKM75

COMPOUND	SPIKE ADDED (ug/L)	SAMPLE CONCENTRATION (ug/L)	MS CONCENTRATION (ug/L)	MS % REC #	QC LIMITS REC.
1,1-Dichloroethene	50	0.0	54	108	61 - 145
Benzene	50	0.0	53	106	76 - 127
Trichloroethene	50	0.0	48	96	71 - 120
Toluene	50	0.0	51	102	76 - 125
Chlorobenzene	50	0.0	48	96	75 - 130

Y-4

3A

WATER VOLATILE MATRIX SPIKE/MATRIX SPIKE DUPLICATE RECOVERY

Lab Name: ACCREDITED ANALYTICAL RES Contract: _____

Lab Code: _____ Case No.: 2946 SAS No.: _____ SDG No.: _____

Matrix Spike - EPA Sample No VBLKD65

COMPOUND	SPIKE ADDED (ug/L)	SAMPLE CONCENTRATION (ug/L)	MS CONCENTRATION (ug/L)	MS % REC #	QC LIMITS REC.
1,1-Dichloroethene	50	0.0	49	98	61 - 145
Benzene	50	0.0	50	100	76 - 127
Trichloroethene	50	0.0	47	94	71 - 120
Toluene	50	0.0	49	98	76 - 125
Chlorobenzene	50	0.0	49	98	75 - 130

V-5

3A

WATER VOLATILE MATRIX SPIKE/MATRIX SPIKE DUPLICATE RECOVERY

Lab Name: ACCREDITED ANALYTICAL RES Contract: _____

Lab Code: _____ Case No.: 2946 SAS No.: _____ SDG No.: _____

Matrix Spike - EPA Sample No MW6

COMPOUND	SPIKE ADDED (ug/L)	SAMPLE CONCENTRATION (ug/L)	MS CONCENTRATION (ug/L)	MS % REC #	QC LIMITS REC.
1,1-Dichloroethene	50	0.0	57	114	61 - 145
Benzene	50	220	260	80	76 - 127
Trichloroethene	50	0.0	49	98	71 - 120
Toluene	50	0.0	51	102	76 - 125
Chlorobenzene	50	0.0	48	96	75 - 130

COMPOUND	SPIKE ADDED (ug/L)	MSD CONCENTRATION (ug/L)	MSD % REC #	% RPD #	QC LIMITS RPD	QC LIMITS REC.
1,1-Dichloroethene	50	58	116	2	14	61 - 145
Benzene	50	270	100	22 *	11	76 - 127
Trichloroethene	50	48	96	2	14	71 - 120
Toluene	50	51	102	0	13	76 - 125
Chlorobenzene	50	48	96	0	13	75 - 130

Column to be used to flag recovery and RPD values with an asterisk

* Values outside of QC limits

RPD: 1 out of 5 outside limits

Spike Recovery: 0 out of 10 outside limits

COMMENTS: _____

V-6

4A

VOLATILE METHOD BLANK SUMMARY

EPA SAMPLE NO.

VBLKM74

Lab Name: ACCREDITED ANALYTICAL RES Contract: _____

Lab Code: _____ Case No.: 2946 SAS No.: _____ SDG No.: _____

Lab File ID: M7285.D Lab Sample ID: VBLKM74

Date Analyzed: 8/3/06 Time Analyzed: 11:06

GC Column: Rtx-624 ID: 0.18 (mm) Heated Purge: (Y/N) ~~Y~~ N

Instrument ID: HP5971M

THIS METHOD BLANK APPLIES TO THE FOLLOWING SAMPLES, MS AND MSD:

	EPA SAMPLE NO.	LAB SAMPLE ID	LAB FILE ID	TIME ANALYZED
01	FIELDBLANK	0607280	M7288.D	12:52
02	TRIP BLANK	0607281	M7289.D	13:25
03	VBLKM74MS	VBLKM74MS	M7290.D	13:58
04	MW1	0607263	M7291.D	14:32
05	MW2	0607264	M7292.D	15:04
06	MW4	0607266	M7294.D	16:10
07	MW5	0607267	M7295.D	16:44
08	MW6	0607268	M7296.D	17:17
09	MW6MS	0607268MS	M7297.D	17:50
10	MW6MSD	0607268MSD	M7298.D	18:23

COMMENTS

V-7

4A

VOLATILE METHOD BLANK SUMMARY

EPA SAMPLE NO.

VBLKM75

Lab Name: ACCREDITED ANALYTICAL RES Contract: _____

Lab Code: _____ Case No.: 2946 SAS No.: _____ SDG No.: _____

Lab File ID: M7307.D Lab Sample ID: VBLKM75

Date Analyzed: 8/4/06 Time Analyzed: 10:01

GC Column: Rtx-624 ID: 0.18 (mm) Heated Purge: (Y/N) Y

Instrument ID: HP5971M

THIS METHOD BLANK APPLIES TO THE FOLLOWING SAMPLES, MS AND MSD:

	EPA SAMPLE NO.	LAB SAMPLE ID	LAB FILE ID	TIME ANALYZED
01	MW12	0607274	M7308.D	10:51
02	MW13	0607275	M7309.D	11:24
03	MW14	0607276	M7310.D	11:57
04	MW3	0607265	M7314.D	14:09
05	MW8	0607270	M7316.D	15:14
06	MW9	0607271	M7317.D	15:47
07	MW10	0607272	M7318.D	16:19
08	MW2DL	0607264DL	M7319.D	16:52
09	MW6DL	0607268DL	M7320.D	17:25
10	MW7	0607269	M7321.D	17:57
11	MW11	0607273	M7322.D	18:30
12	VBLKM75MS	VBLKM75MS	M7323.D	19:03
13	MW13DL	0607275DL	M7325.D	20:09

COMMENTS

4A

VOLATILE METHOD BLANK SUMMARY

EPA SAMPLE NO.

VBLKD65

Lab Name: ACCREDITED ANALYTICAL RES Contract: _____

Lab Code: _____ Case No.: 2946 SAS No.: _____ SDG No.: _____

Lab File ID: D4535.D Lab Sample ID: VBLKD65

Date Analyzed: 8/9/06 Time Analyzed: 14:00

GC Column: Rtx-624 ID: 0.18 (mm) Heated Purge: (Y/N) N

Instrument ID: HP5971D

THIS METHOD BLANK APPLIES TO THE FOLLOWING SAMPLES, MS AND MSD:

	EPA SAMPLE NO.	LAB SAMPLE ID	LAB FILE ID	TIME ANALYZED
01	MW15	0607277	D4536.D	14:32
02	MW16	0607278	D4537.D	15:05
03	MW17	0607279	D4538.D	15:38
04	MW12DL	0607274DL	D4539.D	16:10
05	VBLKD65MS	VBLKD65MS	D4540.D	16:45

COMMENTS

V-9

5A

VOLATILE ORGANIC INSTRUMENT PERFORMANCE CHECK
BROMOFLUOROBENZENE (BFB)

Lab Name: ACCREDITED ANALYTICAL RES Contract: _____

Lab Code: _____ Case No.: _____ SAS No.: _____ SDG No.: _____

Lab File ID: M6700.D BFB Injection Date: 7/3/06

Instrument ID: HP5971M BFB Injection Time: 9:47

GC Column: Rtx-624 ID: 0.18 (mm) Heated Purge: (Y/N) N

m/e	ION ABUNDANCE CRITERIA	% RELATIVE ABUNDANCE
50	8.0 - 40.0% of mass 95	16.6
75	30.0 - 66.0% of mass 95	41.7
95	Base peak, 100% relative abundance	100.0
96	5.0 - 9.0% of mass 95	6.5
173	Less than 2.0% of mass 174	0.0 (0.0)1
174	50.0 - 120.0% of mass 95	68.7
175	4.0 - 9.0% of mass 174	5.0 (7.2)1
176	93.0 - 101.0% of mass 174	66.5 (96.8)1
177	5.0 - 9.0% of mass 176	4.4 (6.6)2

1-Value is % mass 174 2-Value is % mass 176

THIS CHECK APPLIES TO THE FOLLOWING SAMPLES, MS, MSD, BLANKS, AND STANDARDS:

	EPA SAMPLE NO.	LAB SAMPLE ID	LAB FILE ID	DATE ANALYZED	TIME ANALYZED
01	VSTD050	VSTD050	M6701.D	7/3/06	10:02
02	VSTD020	VSTD020	M6702.D	7/3/06	10:37
03	VSTD010	VSTD010	M6703.D	7/3/06	11:11
04	VSTD100	VSTD100	M6704.D	7/3/06	11:54
05	VSTD200	VSTD200	M6705.D	7/3/06	12:28

V-10

5A

VOLATILE ORGANIC INSTRUMENT PERFORMANCE CHECK
BROMOFLUOROBENZENE (BFB)

Lab Name: ACCREDITED ANALYTICAL RES Contract: _____

Lab Code: _____ Case No.: 2946 SAS No.: _____ SDG No.: _____

Lab File ID: M7282.D BFB Injection Date: 8/3/06

Instrument ID: HP5971M BFB Injection Time: 9:29

GC Column: Rtx-624 ID: 0.18 (mm) Heated Purge: (Y/N) Y N

m/e	ION ABUNDANCE CRITERIA	% RELATIVE ABUNDANCE
50	8.0 - 40.0% of mass 95	16.7
75	30.0 - 66.0% of mass 95	41.4
95	Base peak, 100% relative abundance	100.0
96	5.0 - 9.0% of mass 95	6.6
173	Less than 2.0% of mass 174	0.0 (0.0)1
174	50.0 - 120.0% of mass 95	63.2
175	4.0 - 9.0% of mass 174	4.9 (7.7)1
176	93.0 - 101.0% of mass 174	61.3 (97.0)1
177	5.0 - 9.0% of mass 176	3.8 (6.2)2

1-Value is % mass 174 2-Value is % mass 176

THIS CHECK APPLIES TO THE FOLLOWING SAMPLES, MS, MSD, BLANKS, AND STANDARDS:

	EPA SAMPLE NO.	LAB SAMPLE ID	LAB FILE ID	DATE ANALYZED	TIME ANALYZED
01	VSTD050	VSTD050	M7283.D	8/3/06	9:48
02	VBLKM74	VBLKM74	M7285.D	8/3/06	11:06
03	FIELDBLANK	0607280	M7288.D	8/3/06	12:52
04	TRIP BLANK	0607281	M7289.D	8/3/06	13:25
05	VBLKM74MS	VBLKM74MS	M7290.D	8/3/06	13:58
06	MW1	0607263	M7291.D	8/3/06	14:32
07	MW2	0607264	M7292.D	8/3/06	15:04
08	MW4	0607266	M7294.D	8/3/06	16:10
09	MW5	0607267	M7295.D	8/3/06	16:44
10	MW6	0607268	M7296.D	8/3/06	17:17
11	MW6MS	0607268MS	M7297.D	8/3/06	17:50
12	MW6MSD	0607268MSD	M7298.D	8/3/06	18:23

V-11

5A

VOLATILE ORGANIC INSTRUMENT PERFORMANCE CHECK
BROMOFLUOROBENZENE (BFB)

Lab Name: ACCREDITED ANALYTICAL RES Contract: _____

Lab Code: _____ Case No.: 2946 SAS No.: _____ SDG No.: _____

Lab File ID: M7304.D BFB Injection Date: 8/4/06

Instrument ID: HP5971M BFB Injection Time: 8:32

GC Column: Rtx-624 ID: 0.18 (mm) Heated Purge: (Y/N) Y N

m/e	ION ABUNDANCE CRITERIA	% RELATIVE ABUNDANCE
50	8.0 - 40.0% of mass 95	16.0
75	30.0 - 66.0% of mass 95	41.9
95	Base peak, 100% relative abundance	100.0
96	5.0 - 9.0% of mass 95	6.6
173	Less than 2.0% of mass 174	0.0 (0.0)1
174	50.0 - 120.0% of mass 95	68.4
175	4.0 - 9.0% of mass 174	4.6 (6.8)1
176	93.0 - 101.0% of mass 174	65.2 (95.3)1
177	5.0 - 9.0% of mass 176	3.9 (6.0)2

1-Value is % mass 174 2-Value is % mass 176

THIS CHECK APPLIES TO THE FOLLOWING SAMPLES, MS, MSD, BLANKS, AND STANDARDS:

	EPA SAMPLE NO.	LAB SAMPLE ID	LAB FILE ID	DATE ANALYZED	TIME ANALYZED
01	VSTD050	VSTD050	M7305.D	8/4/06	8:54
02	VBLKM75	VBLKM75	M7307.D	8/4/06	10:01
03	MW12	0607274	M7308.D	8/4/06	10:51
04	MW13	0607275	M7309.D	8/4/06	11:24
05	MW14	0607276	M7310.D	8/4/06	11:57
06	MW3	0607265	M7314.D	8/4/06	14:09
07	MW8	0607270	M7316.D	8/4/06	15:14
08	MW9	0607271	M7317.D	8/4/06	15:47
09	MW10	0607272	M7318.D	8/4/06	16:19
10	MW2DL	0607264DL	M7319.D	8/4/06	16:52
11	MW6DL	0607268DL	M7320.D	8/4/06	17:25
12	MW7	0607269	M7321.D	8/4/06	17:57
13	MW11	0607273	M7322.D	8/4/06	18:30
14	VBLKM75MS	VBLKM75MS	M7323.D	8/4/06	19:03
15	MW13DL	0607275DL	M7325.D	8/4/06	20:09

V-12

5A

VOLATILE ORGANIC INSTRUMENT PERFORMANCE CHECK
BROMOFLUOROBENZENE (BFB)

Lab Name: ACCREDITED ANALYTICAL RES Contract: _____

Lab Code: _____ Case No.: _____ SAS No.: _____ SDG No.: _____

Lab File ID: D4525.D BFB Injection Date: 8/9/06

Instrument ID: HP5971D BFB Injection Time: 8:30

GC Column: Rtx-624 ID: 0.18 (mm) Heated Purge: (Y/N) N

m/e	ION ABUNDANCE CRITERIA	% RELATIVE ABUNDANCE
50	8.0 - 40.0% of mass 95	23.7
75	30.0 - 66.0% of mass 95	47.5
95	Base peak, 100% relative abundance	100.0
96	5.0 - 9.0% of mass 95	6.7
173	Less than 2.0% of mass 174	0.1 (0.2)1
174	50.0 - 120.0% of mass 95	63.0
175	4.0 - 9.0% of mass 174	4.6 (7.3)1
176	93.0 - 101.0% of mass 174	61.1 (97.1)1
177	5.0 - 9.0% of mass 176	4.1 (6.6)2

1-Value is % mass 174 2-Value is % mass 176

THIS CHECK APPLIES TO THE FOLLOWING SAMPLES, MS, MSD, BLANKS, AND STANDARDS:

	EPA SAMPLE NO.	LAB SAMPLE ID	LAB FILE ID	DATE ANALYZED	TIME ANALYZED
01	VSTD010	VSTD010	D4526.D	8/9/06	8:51
02	VSTD020	VSTD020	D4527.D	8/9/06	9:26
03	VSTD050	VSTD050	D4528.D	8/9/06	10:01
04	VSTD100	VSTD100	D4529.D	8/9/06	10:41
05	VSTD200	VSTD200	D4531.D	8/9/06	11:59

5A

VOLATILE ORGANIC INSTRUMENT PERFORMANCE CHECK
BROMOFLUOROBENZENE (BFB)

Lab Name: ACCREDITED ANALYTICAL RES Contract: _____

Lab Code: _____ Case No.: 2946 SAS No.: _____ SDG No.: _____

Lab File ID: D4532.D BFB Injection Date: 8/9/06

Instrument ID: HP5971D BFB Injection Time: 12:32

GC Column: Rtx-624 ID: 0.18 (mm) Heated Purge: (Y/N) N

m/e	ION ABUNDANCE CRITERIA	% RELATIVE ABUNDANCE
50	8.0 - 40.0% of mass 95	23.3
75	30.0 - 66.0% of mass 95	43.0
95	Base peak, 100% relative abundance	100.0
96	5.0 - 9.0% of mass 95	6.1
173	Less than 2.0% of mass 174	0.7 (1.1)1
174	50.0 - 120.0% of mass 95	69.3
175	4.0 - 9.0% of mass 174	5.1 (7.3)1
176	93.0 - 101.0% of mass 174	68.3 (98.5)1
177	5.0 - 9.0% of mass 176	4.2 (6.2)2

1-Value is % mass 174 2-Value is % mass 176

THIS CHECK APPLIES TO THE FOLLOWING SAMPLES, MS, MSD, BLANKS, AND STANDARDS:

	EPA SAMPLE NO.	LAB SAMPLE ID	LAB FILE ID	DATE ANALYZED	TIME ANALYZED
01	VSTD050	VSTD050	D4533.D	8/9/06	12:56
02	VBLKD65	VBLKD65	D4535.D	8/9/06	14:00
03	MW15	0607277	D4536.D	8/9/06	14:32
04	MW16	0607278	D4537.D	8/9/06	15:05
05	MW17	0607279	D4538.D	8/9/06	15:38
06	MW12DL	0607274DL	D4539.D	8/9/06	16:10
07	VBLKD65MS	VBLKD65MS	D4540.D	8/9/06	16:45

8A

VOLATILE INTERNAL STANDARD AREA AND RT SUMMARY

Lab Name: ACCREDITED ANALYTICAL RES Contract: _____

Lab Code: _____ Case No.: 2946 SAS No.: _____ SDG No.: _____

Lab File ID (Standard): M7283.D Date Analyzed: 8/3/06

Instrument ID: HP5971M Time Analyzed: 9:48

GC Column: Rtx-624 ID: 0.18 (mm) Heated Purge (Y/N): Y P

		IS1(PFB) AREA #	RT #	IS2(DFB) AREA #	RT #	IS3(CBZ) AREA #	RT #
	12 HOUR STD	220839	7.48	472799	8.61	402060	13.82
	UPPER LIMIT	441678	7.98	945598	9.11	804120	14.32
	LOWER LIMIT	110420	6.98	236400	8.11	201030	13.32
	EPA SAMPLE NO.						
01	VBLKM74	200241	7.48	442701	8.61	385925	13.82
02	FIELDBLANK	185114	7.49	414316	8.63	358165	13.82
03	TRIP BLANK	188968	7.48	424633	8.63	365572	13.82
04	VBLKM74MS	184059	7.49	419844	8.62	358725	13.82
05	MW1	189439	7.48	427207	8.63	367199	13.83
06	MW2	192302	7.49	430314	8.63	376788	13.82
07	MW4	131302	7.49	298055	8.63	256537	13.83
08	MW5	216791	7.49	472686	8.62	400804	13.83
09	MW6	185691	7.49	420823	8.63	368418	13.83
10	MW6MS	178341	7.48	399424	8.63	350345	13.83
11	MW6MSD	146635	7.49	343206	8.63	297746	13.82

IS1 (PFB) = Pentafluorobenzene
IS2 (DFB) = 1,4-Difluorobenzene
IS3 (CBZ) = Chlorobenzene-d5
IS4 (DCB) = 1,4-Dichlorobenzene-d4

AREA UPPER LIMIT = +100% of internal standard area
AREA LOWER LIMIT = - 50% of internal standard area
RT UPPER LIMIT = +0.50 minutes of internal standard RT
RT LOWER LIMIT = -0.50 minutes of internal standard RT

Column to be used to flag values outside QC limit with an asterisk.
* Values outside of contract required QC limits

V-15

8A

VOLATILE INTERNAL STANDARD AREA AND RT SUMMARY

Lab Name: ACCREDITED ANALYTICAL RES Contract: _____

Lab Code: _____ Case No.: 2946 SAS No.: _____ SDG No.: _____

Lab File ID (Standard): M7283.D Date Analyzed: 08/03/06

Instrument ID: HP5971M Time Analyzed: 09:48

GC Column: Rtx-624 ID: 0.18 (mm) Heated Purge (Y/N): N

		IS4(DCB) AREA #	RT #	AREA #	RT #	AREA #	RT #
	12 HOUR STD	146480	20.00				
	UPPER LIMIT	292960	19.50				
	LOWER LIMIT	73240	20.50				
	EPA SAMPLE NO.						
01	VBLKM74	144660	20.00				
02	FIELDBLANK	134317	20.01				
03	TRIP BLANK	127266	20.00				
04	VBLKM74MS	132011	20.01				
05	MW1	136273	20.00				
06	MW2	134826	20.00				
07	MW4	95402	20.00				
08	MW5	150366	20.01				
09	MW6	132022	20.00				
10	MW6MS	133857	20.01				
11	MW6MSD	108179	20.01				

IS1 (PFB) = Pentafluorobenzene
IS2 (DFB) = 1,4-Difluorobenzene
IS3 (CBZ) = Chlorobenzene-d5
IS4 (DCB) = 1,4-Dichlorobenzene-d4

AREA UPPER LIMIT = +100% of internal standard area
AREA LOWER LIMIT = - 50% of internal standard area
RT UPPER LIMIT = +0.50 minutes of internal standard RT
RT LOWER LIMIT = -0.50 minutes of internal standard RT

Column to be used to flag values outside QC limit with an asterisk.
* Values outside of contract required QC limits

V-16

8A

VOLATILE INTERNAL STANDARD AREA AND RT SUMMARY

Lab Name: ACCREDITED ANALYTICAL RES Contract: _____

Lab Code: _____ Case No.: 2946 SAS No.: _____ SDG No.: _____

Lab File ID (Standard): M7305.D Date Analyzed: 8/4/06

Instrument ID: HP5971M Time Analyzed: 8:54

GC Column: Rtx-624 ID: 0.18 (mm) Heated Purge (Y/N): Y N (R)

		IS1(PFB) AREA #	RT #	IS2(DFB) AREA #	RT #	IS3(CBZ) AREA #	RT #
	12 HOUR STD	213975	7.49	458869	8.63	392483	13.82
	UPPER LIMIT	427950	7.99	917738	9.13	784966	14.32
	LOWER LIMIT	106988	6.99	229435	8.13	196242	13.32
	EPA SAMPLE NO.						
01	VBLKM75	204120	7.48	446162	8.62	378056	13.82
02	MW12	267061	7.48	581669	8.61	486238	13.82
03	MW13	190347	7.48	416382	8.62	339217	13.82
04	MW14	200058	7.48	445610	8.62	379546	13.82
05	MW3	160353	7.48	365996	8.62	309092	13.82
06	MW8	175969	7.48	396878	8.62	337708	13.82
07	MW9	190993	7.48	421020	8.62	361182	13.82
08	MW10	181855	7.48	411248	8.62	354147	13.82
09	MW2DL	114239	7.48	267163	8.62	230114	13.82
10	MW6DL	155980	7.48	354281	8.62	306560	13.82
11	MW7	187621	7.48	424708	8.62	362901	13.81
12	MW11	189989	7.48	418899	8.61	359694	13.81
13	VBLKM75MS	173563	7.48	389079	8.61	337463	13.81
14	MW13DL	155833	7.48	354257	8.61	308429	13.80

IS1 (PFB) = Pentafluorobenzene
IS2 (DFB) = 1,4-Difluorobenzene
IS3 (CBZ) = Chlorobenzene-d5
IS4 (DCB) = 1,4-Dichlorobenzene-d4

AREA UPPER LIMIT = +100% of internal standard area
AREA LOWER LIMIT = - 50% of internal standard area
RT UPPER LIMIT = +0.50 minutes of internal standard RT
RT LOWER LIMIT = -0.50 minutes of internal standard RT

Column to be used to flag values outside QC limit with an asterisk.
* Values outside of contract required QC limits

V-17

8A
VOLATILE INTERNAL STANDARD AREA AND RT SUMMARY

Lab Name: ACCREDITED ANALYTICAL RES Contract: _____

Lab Code: _____ Case No.: 2946 SAS No.: _____ SDG No.: _____

Lab File ID (Standard): M7305.D Date Analyzed: 08/04/06

Instrument ID: HP5971M Time Analyzed: 08:54

GC Column: Rtx-624 ID: 0.18 (mm) Heated Purge (Y/N): N

		IS4(DCB) AREA #	RT #	AREA #	RT #	AREA #	RT #
	12 HOUR STD	147632	20.00				
	UPPER LIMIT	295264	19.50				
	LOWER LIMIT	73816	20.50				
	EPA SAMPLE NO.						
01	VBLKM75	141691	20.00				
02	MW12	181683	20.00				
03	MW13	129536	20.00				
04	MW14	137754	20.00				
05	MW3	114772	20.00				
06	MW8	122322	20.00				
07	MW9	132747	20.00				
08	MW10	130338	20.00				
09	MW2DL	85750	20.00				
10	MW6DL	113515	20.00				
11	MW7	136456	20.00				
12	MW11	135101	20.00				
13	VBLKM75MS	123609	20.00				
14	MW13DL	113193	19.99				

IS1 (PFB) = Pentafluorobenzene
IS2 (DFB) = 1,4-Difluorobenzene
IS3 (CBZ) = Chlorobenzene-d5
IS4 (DCB) = 1,4-Dichlorobenzene-d4

AREA UPPER LIMIT = +100% of internal standard area
AREA LOWER LIMIT = - 50% of internal standard area
RT UPPER LIMIT = +0.50 minutes of internal standard RT
RT LOWER LIMIT = -0.50 minutes of internal standard RT

Column to be used to flag values outside QC limit with an asterisk.
* Values outside of contract required QC limits

V-18

8A

VOLATILE INTERNAL STANDARD AREA AND RT SUMMARY

Lab Name: ACCREDITED ANALYTICAL RES Contract: _____

Lab Code: _____ Case No.: 2946 SAS No.: _____ SDG No.: _____

Lab File ID (Standard): D4533.D Date Analyzed: 8/9/06

Instrument ID: HP5971D Time Analyzed: 12:56

GC Column: Rtx-624 ID: 0.18 (mm) Heated Purge (Y/N): N

		IS1(PFB) AREA #	RT #	IS2(DFB) AREA #	RT #	IS3(CBZ) AREA #	RT #
	12 HOUR STD	311443	6.46	644393	7.51	525521	11.75
	UPPER LIMIT	622886	6.96	1288786	8.01	1051042	12.25
	LOWER LIMIT	155722	5.96	322197	7.01	262761	11.25
	EPA SAMPLE NO.						
01	VBLKD65	348422	6.41	677618	7.46	552990	11.75
02	MW15	330798	6.45	668181	7.50	545212	11.75
03	MW16	345293	6.41	677311	7.47	550813	11.75
04	MW17	299628	6.41	609903	7.47	503552	11.75
05	MW12DL	350409	6.42	691110	7.47	565337	11.75
06	VBLKD65MS	323913	6.42	640049	7.49	532493	11.76

IS1 (PFB) = Pentafluorobenzene
IS2 (DFB) = 1,4-Difluorobenzene
IS3 (CBZ) = Chlorobenzene-d5
IS4 (DCB) = 1,4-Dichlorobenzene-d4

AREA UPPER LIMIT = +100% of internal standard area
AREA LOWER LIMIT = - 50% of internal standard area
RT UPPER LIMIT = +0.50 minutes of internal standard RT
RT LOWER LIMIT = -0.50 minutes of internal standard RT

Column to be used to flag values outside QC limit with an asterisk.
* Values outside of contract required QC limits

V-19

8A

VOLATILE INTERNAL STANDARD AREA AND RT SUMMARY

Lab Name: ACCREDITED ANALYTICAL RES Contract: _____

Lab Code: _____ Case No.: 2946 SAS No.: _____ SDG No.: _____

Lab File ID (Standard): D4533.D Date Analyzed: 08/09/06

Instrument ID: HP5971D Time Analyzed: 12:56

GC Column: Rtx-624 ID: 0.18 (mm) Heated Purge (Y/N): Y N (e)

		IS4(DCB) AREA #	RT #	AREA #	RT #	AREA #	RT #
	12 HOUR STD	232748	14.76				
	UPPER LIMIT	465496	14.26				
	LOWER LIMIT	116374	15.26				
	EPA SAMPLE NO.						
01	VBLKD65	243293	14.76				
02	MW15	238585	14.76				
03	MW16	237109	14.76				
04	MW17	219696	14.76				
05	MW12DL	243901	14.76				
06	VBLKD65MS	240123	14.76				

IS1 (PFB) = Pentafluorobenzene
IS2 (DFB) = 1,4-Difluorobenzene
IS3 (CBZ) = Chlorobenzene-d5
IS4 (DCB) = 1,4-Dichlorobenzene-d4

AREA UPPER LIMIT = +100% of internal standard area
AREA LOWER LIMIT = - 50% of internal standard area
RT UPPER LIMIT = +0.50 minutes of internal standard RT
RT LOWER LIMIT = -0.50 minutes of internal standard RT

Column to be used to flag values outside QC limit with an asterisk.
* Values outside of contract required QC limits

V-20

Accredited Analtyical Resources
GC/MS-Volatiles INSTRUMENT DETECTION LIMITS (IDL)

Instrument ID: HP5971D
Date Analyzed: 6/22/2006
Analyst: Gary

	REP1	REP2	REP3	AVERAGE	STD DEV	IDL
Acrolein	26.24	25.17	25.88	25.76	0.54	**3.79**
Acrylonitrile	24.68	28.9	26.8	26.79	2.11	**14.70**
Acetone	8.66	7.1	7.39	7.72	0.83	**5.78**
Dichlorodifluoromethane	4.7	4.45	4	4.38	0.35	**2.47**
Chloromethane	7.81	7.19	7.07	7.36	0.40	**2.77**
Vinyl Chloride	7.85	8	7.68	7.84	0.16	**1.12**
Bromomethane	7.79	6.6	5.92	6.77	0.95	**6.59**
Chloroethane	8.64	8.66	8.92	8.74	0.16	**1.09**
Trichlorofluoromethane	8.04	8.23	7.95	8.07	0.14	**1.00**
1,1-Dichloroethene	4.54	4.99	4.9	4.81	0.24	**1.66**
Carbon disulfide	4.04	4.31	3.97	4.11	0.18	**1.25**
Methylene Chloride	8.9	10.7	9.61	9.74	0.91	**6.31**
trans-1,2-Dichloroethene	4.44	4.95	4.67	4.69	0.26	**1.78**
1,1-Dichloroethane	4.3	5	4.57	4.62	0.35	**2.46**
Vinyl acetate	4.34	5.19	4.55	4.69	0.44	**3.08**
2,2-Dichloropropane	4.77	4.93	4.77	4.82	0.09	**0.64**
2-Butanone	5.28	6	5.2	5.49	0.44	**3.07**
cis-1,2-Dichloroethene	5.15	5.56	5.56	5.42	0.24	**1.65**
Chloroform	4.65	4.98	4.79	4.81	0.17	**1.15**
Bromochloromethane	4.74	4.91	4.85	4.83	0.09	**0.60**
1,1,1-Trichloroethane	4.57	4.65	4.44	4.55	0.11	**0.74**
T-butyl alcohol	51.08	52.53	46.91	50.17	2.92	**20.32**
1,1-Dichloropropene	5.12	5.19	5.31	5.21	0.10	**0.67**
Carbon Tetrachloride	5.43	4.7	4.73	4.95	0.41	**2.88**
1,2-Dichloroethane	4.75	4.91	4.79	4.82	0.08	**0.58**
Benzene	5.26	5.24	5.28	5.26	0.02	**0.14**
Trichloroethene	4.75	4.89	4.95	4.86	0.10	**0.71**
1,2-Dichloropropane	4.9	4.95	4.98	4.94	0.04	**0.28**
Bromodichloromethane	4.4	4.3	4.31	4.34	0.06	**0.38**
Dibromomethane	4.5	4.65	4.23	4.46	0.21	**1.48**
2-Chloroethylvinylether	4.45	4.58	4.7	4.58	0.13	**0.87**
cis-1,3-Dichloropropene	4.54	4.73	4.76	4.68	0.12	**0.83**
Toluene	5.29	5.23	5.32	5.28	0.05	**0.32**
trans-1,3-dichloropropene	4.37	4.41	4.3	4.36	0.06	**0.39**
1,1,2-Trichloroethane	4.85	4.63	4.86	4.78	0.13	**0.91**
4-methyl-2-pentanone	5.05	4.95	5.13	5.04	0.09	**0.63**
1,2-Dibromoethane	4.46	4.64	4.47	4.52	0.10	**0.70**
2-Hexanone	4.13	4.67	4.5	4.43	0.28	**1.92**
1,3-dichloropropane	5.02	5.04	4.88	4.98	0.09	**0.61**
Tetrachloroethene	4.78	4.93	4.95	4.89	0.09	**0.65**
Dibromochloromethane	4.07	4.19	3.96	4.07	0.12	**0.80**
Ethylbenzene	5.24	5.28	5.4	5.31	0.08	**0.58**
Chlorobenzene	4.9	5.08	5.02	5.00	0.09	**0.64**
1,1,1,2-Tetrachloroethane	4.64	4.63	4.59	4.62	0.03	**0.18**
m,p-Xylene	11.13	11.15	11.26	11.18	0.07	**0.49**
o-Xylene	11.02	11.01	11.3	11.11	0.16	**1.15**
Styrene	10.92	11	10.99	10.97	0.04	**0.30**
Bromoform	4.02	3.37	3.57	3.65	0.33	**2.32**
Isopropylbenzene	4.74	5.03	5.04	4.94	0.17	**1.19**
1,1,2,2-Tetrachloroethane	4.62	5	4.84	4.82	0.19	**1.33**
~~1,2,3-Trichloropropane~~	~~5.07~~	~~5.07~~	~~4.95~~	~~5.03~~	~~0.07~~	~~**0.48**~~
n-Propyl benzene	4.99	5.32	5.39	5.23	0.21	**1.49**
Bromobenzene	4.55	4.96	4.76	4.76	0.21	**1.43**
1,3,5-Trimethylbenzene	4.83	4.99	5.05	4.96	0.11	**0.79**
2-Chlorotoluene	5.4	5.57	5.7	5.56	0.15	**1.05**
4-Chlorotoluene	4.98	5.14	5.25	5.12	0.14	**0.95**
tert-Butylbenzene	4.64	5.12	4.91	4.89	0.24	**1.68**
1,2,4-Trimethylbenzene	4.73	5.03	5.14	4.97	0.21	**1.48**
sec-Butylbenzene	4.84	5.24	5.29	5.12	0.25	**1.72**
p-Isopropyltoluene	4.86	5.19	5.1	5.05	0.17	**1.19**
1,3-Dichlorobenzene	4.7	4.87	4.95	4.84	0.13	**0.89**
1,4-Dichlorobenzene	4.7	4.87	4.95	4.84	0.13	**0.89**
n-Butylbenzene	4.7	5.03	5.11	4.95	0.22	**1.51**
1,2-Dichlorobenzene	4.64	4.98	4.79	4.80	0.17	**1.19**
1,2-Dibromo-3-Chloropropane	3.67	4.14	3.99	3.93	0.24	**1.67**
1,2,4-Trichlorobenzene	4.43	4.69	4.57	4.56	0.13	**0.91**
Hexachlorobutadiene	4.06	4.76	4.75	4.52	0.40	**2.79**
Naphthalene	4.67	4.73	4.83	4.74	0.08	**0.56**
1,2,3-Trichlorobenzene	4.4	4.47	4.4	4.43	0.04	**0.25**
Methyl-t-butyl ether	9.29	10.44	9.75	9.83	0.58	**4.03**

Y-21

1A

VOLATILE ORGANICS ANALYSIS DATA SHEET

EPA SAMPLE NO.

MW1

Lab Name: ACCREDITED ANALYTICAL RES Contract: _____

Lab Code: _____ Case No.: 2946 SAS No.: _____ SDG No.: _____

Matrix: (soil/water) WATER Lab Sample ID: 0607263

Sample wt/vol: 5.0 (g/ml) ML Lab File ID: M7291.D

Level: (low/med) LOW Date Received: _____

% Moisture: not dec. _____ Date Analyzed: 8/3/06

GC Column: Rtx-624 ID: 0.18 (mm) Dilution Factor: 1.0

Soil Extract Volume _____ (uL) Soil Aliquot Volume: _____ (uL)

CONCENTRATION UNITS:

CAS NO.	COMPOUND	(ug/L or ug/Kg) UG/L	Q
107028	Acrolein	25	U
107131	Acrylonitrile	6	U
67641	Acetone	8	B
75718	Dichlorodifluoromethane	5	U
74873	Chloromethane	5	U
67-64-1	Vinyl Chloride	5	U
74839	Bromomethane	5	U
75003	Chloroethane	5	U
75694	Trichoroflouromethane	5	U
75354	1,1-Dichloroethene	5	U
75150	Carbon disulfide	5	U
75092	Methylene Chloride	5	JB
156605	trans-1,2-Dichloroethene	5	U
75343	1,1-Dichloroethane	5	U
108054	Vinyl acetate	5	U
590207	2,2-Dichloropropane	5	U
789333	2-Butanone	5	U
156592	cis-1,2-Dichloroethene	5	U
67-66-3	Chloroform	5	U
74975	Bromochloromethane	5	U
71556	1,1,1-Trichloroethane	5	U
563586	1,1-Dichloropropene	5	U
56235	Carbon Tetrachloride	5	U
107062	1,2-Dichloroethane	5	U
71432	Benzene	5	U
79016	Trichloroethene	5	U
78875	1,2-Dichloropropane	5	U
75274	Bromodichloromethane	5	U
74953	Dibromomethane	5	U
110758	2-Chloroethylvinylether	5	U
10061015	cis-1,3-dichloropropene	5	U
108883	Toluene	5	U
10061026	trans-1,3-Dichloropropene	5	U
79-00-5	1,1,2-Trichloroethane	5	U
108101	4-Methyl-2-pentanone	5	U
106934	1,2-Dibromoethane	5	U
591786	2-Hexanone	5	U
142289	1,3-dichloropropane	5	U
127184	Tetrachloroethene	5	U

V-22

1A

VOLATILE ORGANICS ANALYSIS DATA SHEET

EPA SAMPLE NO.

MW1

Lab Name: ACCREDITED ANALYTICAL RES Contract: _____

Lab Code: _____ Case No.: 2946 SAS No.: _____ SDG No.: _____

Matrix: (soil/water) WATER Lab Sample ID: 0607263

Sample wt/vol: 5.0 (g/ml) ML Lab File ID: M7291.D

Level: (low/med) LOW Date Received: _____

% Moisture: not dec. _____ Date Analyzed: 8/3/06

GC Column: Rtx-624 ID: 0.18 (mm) Dilution Factor: 1.0

Soil Extract Volume _____ (uL) Soil Aliquot Volume: _____ (uL)

CONCENTRATION UNITS:

CAS NO.	COMPOUND	(ug/L or ug/Kg) UG/L	Q
124481	Dibromochloromethane	5	U
100414	Ethylbenzene	5	U
108907	Chlorobenzene	5	U
630206	1,1,1,2-Tetrachloroethane	5	U
1330207	m,p-Xylene	10	U
95476	o-Xylene	5	U
100425	Styrene	5	U
75252	Bromoform	5	U
98828	Isopropylbenzene	5	U
79345	1,1,2,2-Tetrachloroethane	5	U
96184	1,2,3-Trichloropropane	5	U
103651	n-Propyl benzene	5	U
108861	Bromobenzene	5	U
108678	1,3,5-Trimethylbenzene	5	U
95498	2-Chlorotoluene	5	U
106434	4-Chlorotoluene	5	U
98066	tert-Butylbenzene	5	U
95636	1,2,4-Trimethylbenzene	5	U
135988	sec-Butylbenzene	5	U
99876	p-Isopropyltoluene	5	U
541731	1,3-Dichlorobenzene	5	U
106467	1,4-Dichlorobenzene	5	U
104518	n-Butylbenzene	5	U
95501	1,2-Dichlorobenzene	5	U
96128	1,2-Dibromo-3-Chloropropane	5	U
120821	1,2,4-Trichlorobenzene	5	U
87683	Hexachlorobutadiene	5	U
87616	1,2,3-Trichlorobenzene	5	U

Y-03

1A

VOLATILE ORGANICS ANALYSIS DATA SHEET

EPA SAMPLE NO.

MW2

Lab Name: ACCREDITED ANALYTICAL RES Contract: _____

Lab Code: _____ Case No.: 2946 SAS No.: _____ SDG No.: _____

Matrix: (soil/water) WATER Lab Sample ID: 0607264

Sample wt/vol: 5.0 (g/ml) ML Lab File ID: M7292.D

Level: (low/med) LOW Date Received: _____

% Moisture: not dec. _____ Date Analyzed: 8/3/06

GC Column: Rtx-624 ID: 0.18 (mm) Dilution Factor: 1.0

Soil Extract Volume _____ (uL) Soil Aliquot Volume: _____ (uL)

CONCENTRATION UNITS:

CAS NO.	COMPOUND	(ug/L or ug/Kg) UG/L	Q
107028	Acrolein	25	U
107131	Acrylonitrile	6	U
67641	Acetone	19	B
75718	Dichlorodifluoromethane	5	U
74873	Chloromethane	5	U
67-64-1	Vinyl Chloride	5	U
74839	Bromomethane	5	U
75003	Chloroethane	5	U
75694	Trichoroflouromethane	5	U
75354	1,1-Dichloroethene	5	U
75150	Carbon disulfide	1	J
75092	Methylene Chloride	5	JB
156605	trans-1,2-Dichloroethene	5	U
75343	1,1-Dichloroethane	5	U
108054	Vinyl acetate	5	U
590207	2,2-Dichloropropane	5	U
789333	2-Butanone	30	
156592	cis-1,2-Dichloroethene	5	U
67-66-3	Chloroform	5	U
74975	Bromochloromethane	5	U
71556	1,1,1-Trichloroethane	5	U
563586	1,1-Dichloropropene	5	U
56235	Carbon Tetrachloride	5	U
107062	1,2-Dichloroethane	5	U
71432	Benzene	130	
79016	Trichloroethene	5	U
78875	1,2-Dichloropropane	5	U
75274	Bromodichloromethane	5	U
74953	Dibromomethane	5	U
110758	2-Chloroethylvinylether	5	U
10061015	cis-1,3-dichloropropene	5	U
108883	Toluene	75	
10061026	trans-1,3-Dichloropropene	5	U
79-00-5	1,1,2-Trichloroethane	5	U
108101	4-Methyl-2-pentanone	1	J
106934	1,2-Dibromoethane	5	U
591786	2-Hexanone	4	J
142289	1,3-dichloropropane	5	U
127184	Tetrachloroethene	5	U

V-24

1A

EPA SAMPLE NO.

VOLATILE ORGANICS ANALYSIS DATA SHEET

MW2

Lab Name: ACCREDITED ANALYTICAL RES Contract: _____

Lab Code: _____ Case No.: 2946 SAS No.: _____ SDG No.: _____

Matrix: (soil/water) WATER Lab Sample ID: 0607264

Sample wt/vol: 5.0 (g/ml) ML Lab File ID: M7292.D

Level: (low/med) LOW Date Received: _____

% Moisture: not dec. _____ Date Analyzed: 8/3/06

GC Column: Rtx-624 ID: 0.18 (mm) Dilution Factor: 1.0

Soil Extract Volume _____ (uL) Soil Aliquot Volume: _____ (uL)

CONCENTRATION UNITS:

CAS NO.	COMPOUND (ug/L or ug/Kg) UG/L		Q
124481	Dibromochloromethane	5	U
100414	Ethylbenzene	150	
108907	Chlorobenzene	5	U
630206	1,1,1,2-Tetrachloroethane	5	U
1330207	m,p-Xylene	300	
95476	o-Xylene	150	
100425	Styrene	5	U
75252	Bromoform	5	U
98828	Isopropylbenzene	10	
79345	1,1,2,2-Tetrachloroethane	5	U
96184	1,2,3-Trichloropropane	5	U
103651	n-Propyl benzene	24	
108861	Bromobenzene	5	U
108678	1,3,5-Trimethylbenzene	100	
95498	2-Chlorotoluene	5	U
106434	4-Chlorotoluene	5	U
98066	tert-Butylbenzene	5	U
95636	1,2,4-Trimethylbenzene	310	E
135988	sec-Butylbenzene	3	J
99876	p-Isopropyltoluene	3	J
541731	1,3-Dichlorobenzene	5	U
106467	1,4-Dichlorobenzene	5	U
104518	n-Butylbenzene	5	U
95501	1,2-Dichlorobenzene	5	U
96128	1,2-Dibromo-3-Chloropropane	5	U
120821	1,2,4-Trichlorobenzene	5	U
87683	Hexachlorobutadiene	5	U
87616	1,2,3-Trichlorobenzene	5	U

V-25

1A

VOLATILE ORGANICS ANALYSIS DATA SHEET

EPA SAMPLE NO.

MW2DL

Lab Name: ACCREDITED ANALYTICAL RES Contract: _____

Lab Code: _____ Case No.: 2946 SAS No.: _____ SDG No.: _____

Matrix: (soil/water) WATER Lab Sample ID: 0607264DL

Sample wt/vol: 5.0 (g/ml) ML Lab File ID: M7319.D

Level: (low/med) LOW Date Received: _____

% Moisture: not dec. _____ Date Analyzed: 8/4/06

GC Column: Rtx-624 ID: 0.18 (mm) Dilution Factor: 5.0

Soil Extract Volume _____ (uL) Soil Aliquot Volume: _____ (uL)

CONCENTRATION UNITS:

CAS NO.	COMPOUND	(ug/L or ug/Kg) UG/L	Q
107028	Acrolein	120	U
107131	Acrylonitrile	28	U
67641	Acetone	36	BD
75718	Dichlorodifluoromethane	25	U
74873	Chloromethane	25	U
67-64-1	Vinyl Chloride	25	U
74839	Bromomethane	25	U
75003	Chloroethane	25	U
75694	Trichoroflouromethane	25	U
75354	1,1-Dichloroethene	25	U
75150	Carbon disulfide	25	U
75092	Methylene Chloride	25	U
156605	trans-1,2-Dichloroethene	25	U
75343	1,1-Dichloroethane	25	U
108054	Vinyl acetate	25	U
590207	2,2-Dichloropropane	25	U
789333	2-Butanone	40	D
156592	cis-1,2-Dichloroethene	25	U
67-66-3	Chloroform	25	U
74975	Bromochloromethane	25	U
71556	1,1,1-Trichloroethane	25	U
563586	1,1-Dichloropropene	25	U
56235	Carbon Tetrachloride	25	U
107062	1,2-Dichloroethane	25	U
71432	Benzene	130	D
79016	Trichloroethene	25	U
78875	1,2-Dichloropropane	25	U
75274	Bromodichloromethane	25	U
74953	Dibromomethane	25	U
110758	2-Chloroethylvinylether	25	U
10061015	cis-1,3-dichloropropene	25	U
108883	Toluene	77	D
10061026	trans-1,3-Dichloropropene	25	U
79-00-5	1,1,2-Trichloroethane	25	U
108101	4-Methyl-2-pentanone	25	U
106934	1,2-Dibromoethane	25	U
591786	2-Hexanone	25	U
142289	1,3-dichloropropane	25	U
127184	Tetrachloroethene	25	U

V-26

1A

VOLATILE ORGANICS ANALYSIS DATA SHEET

EPA SAMPLE NO.

MW2DL

Lab Name: ACCREDITED ANALYTICAL RES Contract: _____

Lab Code: _____ Case No.: 2946 SAS No.: _____ SDG No.: _____

Matrix: (soil/water) WATER Lab Sample ID: 0607264DL

Sample wt/vol: 5.0 (g/ml) ML Lab File ID: M7319.D

Level: (low/med) LOW Date Received: _____

% Moisture: not dec. _____ Date Analyzed: 8/4/06

GC Column: Rtx-624 ID: 0.18 (mm) Dilution Factor: 5.0

Soil Extract Volume _____ (uL) Soil Aliquot Volume: _____ (uL)

CONCENTRATION UNITS:

CAS NO.	COMPOUND (ug/L or ug/Kg) UG/L		Q
124481	Dibromochloromethane	25	U
100414	Ethylbenzene	150	D
108907	Chlorobenzene	25	U
630206	1,1,1,2-Tetrachloroethane	25	U
1330207	m,p-Xylene	320	D
95476	o-Xylene	170	D
100425	Styrene	25	U
75252	Bromoform	25	U
98828	Isopropylbenzene	9	JD
79345	1,1,2,2-Tetrachloroethane	25	U
96184	1,2,3-Trichloropropane	25	U
103651	n-Propyl benzene	23	JD
108861	Bromobenzene	25	U
108678	1,3,5-Trimethylbenzene	110	D
95498	2-Chlorotoluene	25	U
106434	4-Chlorotoluene	25	U
98066	tert-Butylbenzene	25	U
95636	1,2,4-Trimethylbenzene	340	D
135988	sec-Butylbenzene	25	U
99876	p-Isopropyltoluene	25	U
541731	1,3-Dichlorobenzene	25	U
106467	1,4-Dichlorobenzene	25	U
104518	n-Butylbenzene	25	U
95501	1,2-Dichlorobenzene	25	U
96128	1,2-Dibromo-3-Chloropropane	25	U
120821	1,2,4-Trichlorobenzene	25	U
87683	Hexachlorobutadiene	25	U
87616	1,2,3-Trichlorobenzene	25	U

Y-27

1A

VOLATILE ORGANICS ANALYSIS DATA SHEET

EPA SAMPLE NO.

MW3

Lab Name: ACCREDITED ANALYTICAL RES Contract: _____

Lab Code: _____ Case No.: 2946 SAS No.: _____ SDG No.: _____

Matrix: (soil/water) WATER Lab Sample ID: 0607265

Sample wt/vol: 5.0 (g/ml) ML Lab File ID: M7314.D

Level: (low/med) LOW Date Received: _____

% Moisture: not dec. _____ Date Analyzed: 8/4/06

GC Column: Rtx-624 ID: 0.18 (mm) Dilution Factor: 1.0

Soil Extract Volume _____ (uL) Soil Aliquot Volume: _____ (uL)

CONCENTRATION UNITS:

CAS NO.	COMPOUND	(ug/L or ug/Kg) UG/L	Q
107028	Acrolein	25	U
107131	Acrylonitrile	6	U
67641	Acetone	18	B
75718	Dichlorodifluoromethane	5	U
74873	Chloromethane	5	U
67-64-1	Vinyl Chloride	5	U
74839	Bromomethane	5	U
75003	Chloroethane	5	U
75694	Trichoroflouromethane	5	U
75354	1,1-Dichloroethene	5	U
75150	Carbon disulfide	8	
75092	Methylene Chloride	11	B
156605	trans-1,2-Dichloroethene	5	U
75343	1,1-Dichloroethane	5	U
108054	Vinyl acetate	5	U
590207	2,2-Dichloropropane	5	U
789333	2-Butanone	5	
156592	cis-1,2-Dichloroethene	5	U
67-66-3	Chloroform	4	J
74975	Bromochloromethane	5	U
71556	1,1,1-Trichloroethane	5	U
563586	1,1-Dichloropropene	5	U
56235	Carbon Tetrachloride	5	U
107062	1,2-Dichloroethane	5	U
71432	Benzene	5	U
79016	Trichloroethene	5	U
78875	1,2-Dichloropropane	5	U
75274	Bromodichloromethane	5	U
74953	Dibromomethane	5	U
110758	2-Chloroethylvinylether	5	U
10061015	cis-1,3-dichloropropene	5	U
108883	Toluene	5	U
10061026	trans-1,3-Dichloropropene	5	U
79-00-5	1,1,2-Trichloroethane	5	U
108101	4-Methyl-2-pentanone	5	U
106934	1,2-Dibromoethane	5	U
591786	2-Hexanone	5	U
142289	1,3-dichloropropane	5	U
127184	Tetrachloroethene	5	U

Y-08

1A

VOLATILE ORGANICS ANALYSIS DATA SHEET

EPA SAMPLE NO.

MW3

Lab Name: ACCREDITED ANALYTICAL RES Contract: _____

Lab Code: _____ Case No.: 2946 SAS No.: _____ SDG No.: _____

Matrix: (soil/water) WATER Lab Sample ID: 0607265

Sample wt/vol: 5.0 (g/ml) ML Lab File ID: M7314.D

Level: (low/med) LOW Date Received: _____

% Moisture: not dec. _____ Date Analyzed: 8/4/06

GC Column: Rtx-624 ID: 0.18 (mm) Dilution Factor: 1.0

Soil Extract Volume _____ (uL) Soil Aliquot Volume: _____ (uL)

CONCENTRATION UNITS:

CAS NO.	COMPOUND	(ug/L or ug/Kg) UG/L	Q
124481	Dibromochloromethane	5	U
100414	Ethylbenzene	2	J
108907	Chlorobenzene	5	U
630206	1,1,1,2-Tetrachloroethane	5	U
1330207	m,p-Xylene	4	J
95476	o-Xylene	3	J
100425	Styrene	5	U
75252	Bromoform	5	U
98828	Isopropylbenzene	1	J
79345	1,1,2,2-Tetrachloroethane	5	U
96184	1,2,3-Trichloropropane	5	U
103651	n-Propyl benzene	2	J
108861	Bromobenzene	5	U
108678	1,3,5-Trimethylbenzene	4	J
95498	2-Chlorotoluene	5	U
106434	4-Chlorotoluene	5	U
98066	tert-Butylbenzene	5	U
95636	1,2,4-Trimethylbenzene	16	
135988	sec-Butylbenzene	5	U
99876	p-Isopropyltoluene	5	U
541731	1,3-Dichlorobenzene	5	U
106467	1,4-Dichlorobenzene	5	U
104518	n-Butylbenzene	5	U
95501	1,2-Dichlorobenzene	5	U
96128	1,2-Dibromo-3-Chloropropane	5	U
120821	1,2,4-Trichlorobenzene	5	U
87683	Hexachlorobutadiene	5	U
87616	1,2,3-Trichlorobenzene	5	U

Y-09

1A

VOLATILE ORGANICS ANALYSIS DATA SHEET

EPA SAMPLE NO.

MW4

Lab Name: ACCREDITED ANALYTICAL RES Contract: _____

Lab Code: _____ Case No.: 2946 SAS No.: _____ SDG No.: _____

Matrix: (soil/water) WATER Lab Sample ID: 0607266

Sample wt/vol: 5.0 (g/ml) ML Lab File ID: M7294.D

Level: (low/med) LOW Date Received: _____

% Moisture: not dec. _____ Date Analyzed: 8/3/06

GC Column: Rtx-624 ID: 0.18 (mm) Dilution Factor: 1.0

Soil Extract Volume _____ (uL) Soil Aliquot Volume: _____ (uL)

CONCENTRATION UNITS:

CAS NO.	COMPOUND	(ug/L or ug/Kg) UG/L	Q
107028	Acrolein	25	U
107131	Acrylonitrile	6	U
67641	Acetone	8	B
75718	Dichlorodifluoromethane	5	U
74873	Chloromethane	5	U
67-64-1	Vinyl Chloride	5	U
74839	Bromomethane	5	U
75003	Chloroethane	5	U
75694	Trichoroflouromethane	5	U
75354	1,1-Dichloroethene	5	U
75150	Carbon disulfide	5	U
75092	Methylene Chloride	5	JB
156605	trans-1,2-Dichloroethene	5	U
75343	1,1-Dichloroethane	5	U
108054	Vinyl acetate	5	U
590207	2,2-Dichloropropane	5	U
789333	2-Butanone	5	U
156592	cis-1,2-Dichloroethene	5	U
67-66-3	Chloroform	5	U
74975	Bromochloromethane	5	U
71556	1,1,1-Trichloroethane	5	U
563586	1,1-Dichloropropene	5	U
56235	Carbon Tetrachloride	5	U
107062	1,2-Dichloroethane	5	U
71432	Benzene	5	U
79016	Trichloroethene	5	U
78875	1,2-Dichloropropane	5	U
75274	Bromodichloromethane	5	U
74953	Dibromomethane	5	U
110758	2-Chloroethylvinylether	5	U
10061015	cis-1,3-dichloropropene	5	U
108883	Toluene	5	U
10061026	trans-1,3-Dichloropropene	5	U
79-00-5	1,1,2-Trichloroethane	5	U
108101	4-Methyl-2-pentanone	5	U
106934	1,2-Dibromoethane	5	U
591786	2-Hexanone	5	U
142289	1,3-dichloropropane	5	U
127184	Tetrachloroethene	5	U

Y-30

1A

EPA SAMPLE NO.

VOLATILE ORGANICS ANALYSIS DATA SHEET

MW4

Lab Name: ACCREDITED ANALYTICAL RES Contract: _____

Lab Code: _____ Case No.: 2946 SAS No.: _____ SDG No.: _____

Matrix: (soil/water) WATER Lab Sample ID: 0607266

Sample wt/vol: 5.0 (g/ml) ML Lab File ID: M7294.D

Level: (low/med) LOW Date Received: _____

% Moisture: not dec. _____ Date Analyzed: 8/3/06

GC Column: Rtx-624 ID: 0.18 (mm) Dilution Factor: 1.0

Soil Extract Volume _____ (uL) Soil Aliquot Volume: _____ (uL)

CONCENTRATION UNITS:

CAS NO.	COMPOUND	(ug/L or ug/Kg) UG/L	Q
124481	Dibromochloromethane	5	U
100414	Ethylbenzene	2	J
108907	Chlorobenzene	5	U
630206	1,1,1,2-Tetrachloroethane	5	U
1330207	m,p-Xylene	10	U
95476	o-Xylene	5	U
100425	Styrene	5	U
75252	Bromoform	5	U
98828	Isopropylbenzene	5	U
79345	1,1,2,2-Tetrachloroethane	5	U
96184	1,2,3-Trichloropropane	5	U
103651	n-Propyl benzene	2	J
108861	Bromobenzene	5	U
108678	1,3,5-Trimethylbenzene	5	U
95498	2-Chlorotoluene	5	U
106434	4-Chlorotoluene	5	U
98066	tert-Butylbenzene	5	U
95636	1,2,4-Trimethylbenzene	5	U
135988	sec-Butylbenzene	5	U
99876	p-Isopropyltoluene	5	U
541731	1,3-Dichlorobenzene	5	U
106467	1,4-Dichlorobenzene	5	U
104518	n-Butylbenzene	1	J
95501	1,2-Dichlorobenzene	5	U
96128	1,2-Dibromo-3-Chloropropane	5	U
120821	1,2,4-Trichlorobenzene	5	U
87683	Hexachlorobutadiene	5	U
87616	1,2,3-Trichlorobenzene	5	U

V-31

1A

VOLATILE ORGANICS ANALYSIS DATA SHEET

EPA SAMPLE NO.

MW5

Lab Name: ACCREDITED ANALYTICAL RES Contract: _____

Lab Code: _____ Case No.: 2946 SAS No.: _____ SDG No.: _____

Matrix: (soil/water) WATER Lab Sample ID: 0607267

Sample wt/vol: 5.0 (g/ml) ML Lab File ID: M7295.D

Level: (low/med) LOW Date Received: _____

% Moisture: not dec. _____ Date Analyzed: 8/3/06

GC Column: Rtx-624 ID: 0.18 (mm) Dilution Factor: 1.0

Soil Extract Volume _____ (uL) Soil Aliquot Volume: _____ (uL)

CONCENTRATION UNITS:

CAS NO.	COMPOUND	(ug/L or ug/Kg) UG/L	Q
107028	Acrolein	25	U
107131	Acrylonitrile	6	U
67641	Acetone	5	B
75718	Dichlorodifluoromethane	5	U
74873	Chloromethane	5	U
67-64-1	Vinyl Chloride	5	U
74839	Bromomethane	5	U
75003	Chloroethane	5	U
75694	Trichoroflouromethane	5	U
75354	1,1-Dichloroethene	5	U
75150	Carbon disulfide	5	U
75092	Methylene Chloride	4	JB
156605	trans-1,2-Dichloroethene	5	U
75343	1,1-Dichloroethane	5	U
108054	Vinyl acetate	5	U
590207	2,2-Dichloropropane	5	U
789333	2-Butanone	5	U
156592	cis-1,2-Dichloroethene	5	U
67-66-3	Chloroform	5	U
74975	Bromochloromethane	5	U
71556	1,1,1-Trichloroethane	5	U
563586	1,1-Dichloropropene	5	U
56235	Carbon Tetrachloride	5	U
107062	1,2-Dichloroethane	5	U
71432	Benzene	5	U
79016	Trichloroethene	5	U
78875	1,2-Dichloropropane	5	U
75274	Bromodichloromethane	5	U
74953	Dibromomethane	5	U
110758	2-Chloroethylvinylether	5	U
10061015	cis-1,3-dichloropropene	5	U
108883	Toluene	5	U
10061026	trans-1,3-Dichloropropene	5	U
79-00-5	1,1,2-Trichloroethane	5	U
108101	4-Methyl-2-pentanone	5	U
106934	1,2-Dibromoethane	5	U
591786	2-Hexanone	5	U
142289	1,3-dichloropropane	5	U
127184	Tetrachloroethene	5	U

V-32

1A

EPA SAMPLE NO.

VOLATILE ORGANICS ANALYSIS DATA SHEET

MW5

Lab Name: ACCREDITED ANALYTICAL RES Contract: _____

Lab Code: _____ Case No.: 2946 SAS No.: _____ SDG No.: _____

Matrix: (soil/water) WATER Lab Sample ID: 0607267

Sample wt/vol: 5.0 (g/ml) ML Lab File ID: M7295.D

Level: (low/med) LOW Date Received: _____

% Moisture: not dec. _____ Date Analyzed: 8/3/06

GC Column: Rtx-624 ID: 0.18 (mm) Dilution Factor: 1.0

Soil Extract Volume _____ (uL) Soil Aliquot Volume: _____ (uL)

CONCENTRATION UNITS:

CAS NO.	COMPOUND	(ug/L or ug/Kg) UG/L	Q
124481	Dibromochloromethane	5	U
100414	Ethylbenzene	5	U
108907	Chlorobenzene	5	U
630206	1,1,1,2-Tetrachloroethane	5	U
1330207	m,p-Xylene	10	U
95476	o-Xylene	5	U
100425	Styrene	5	U
75252	Bromoform	5	U
98828	Isopropylbenzene	5	U
79345	1,1,2,2-Tetrachloroethane	5	U
96184	1,2,3-Trichloropropane	5	U
103651	n-Propyl benzene	5	U
108861	Bromobenzene	5	U
108678	1,3,5-Trimethylbenzene	5	U
95498	2-Chlorotoluene	5	U
106434	4-Chlorotoluene	5	U
98066	tert-Butylbenzene	5	U
95636	1,2,4-Trimethylbenzene	5	U
135988	sec-Butylbenzene	5	U
99876	p-Isopropyltoluene	5	U
541731	1,3-Dichlorobenzene	5	U
106467	1,4-Dichlorobenzene	5	U
104518	n-Butylbenzene	5	U
95501	1,2-Dichlorobenzene	5	U
96128	1,2-Dibromo-3-Chloropropane	5	U
120821	1,2,4-Trichlorobenzene	5	U
87683	Hexachlorobutadiene	5	U
87616	1,2,3-Trichlorobenzene	5	U

V-33

1A

VOLATILE ORGANICS ANALYSIS DATA SHEET

EPA SAMPLE NO.

MW6

Lab Name: ACCREDITED ANALYTICAL RES Contract: _____

Lab Code: _____ Case No.: 2946 SAS No.: _____ SDG No.: _____

Matrix: (soil/water) WATER Lab Sample ID: 0607268

Sample wt/vol: 5.0 (g/ml) ML Lab File ID: M7296.D

Level: (low/med) LOW Date Received: _____

% Moisture: not dec. _____ Date Analyzed: 8/3/06

GC Column: Rtx-624 ID: 0.18 (mm) Dilution Factor: 1.0

Soil Extract Volume _____ (uL) Soil Aliquot Volume: _____ (uL)

CONCENTRATION UNITS:

CAS NO.	COMPOUND	(ug/L or ug/Kg) UG/L	Q
107028	Acrolein	25	U
107131	Acrylonitrile	6	U
67641	Acetone	7	B
75718	Dichlorodifluoromethane	5	U
74873	Chloromethane	5	U
67-64-1	Vinyl Chloride	5	U
74839	Bromomethane	5	U
75003	Chloroethane	5	U
75694	Trichoroflouromethane	5	U
75354	1,1-Dichloroethene	5	U
75150	Carbon disulfide	5	U
75092	Methylene Chloride	7	B
156605	trans-1,2-Dichloroethene	5	U
75343	1,1-Dichloroethane	5	U
108054	Vinyl acetate	5	U
590207	2,2-Dichloropropane	5	U
789333	2-Butanone	5	U
156592	cis-1,2-Dichloroethene	5	U
67-66-3	Chloroform	5	U
74975	Bromochloromethane	5	U
71556	1,1,1-Trichloroethane	5	U
563586	1,1-Dichloropropene	5	U
56235	Carbon Tetrachloride	5	U
107062	1,2-Dichloroethane	5	U
71432	Benzene	220	E
79016	Trichloroethene	5	U
78875	1,2-Dichloropropane	5	U
75274	Bromodichloromethane	5	U
74953	Dibromomethane	5	U
110758	2-Chloroethylvinylether	5	U
10061015	cis-1,3-dichloropropene	5	U
108883	Toluene	5	U
10061026	trans-1,3-Dichloropropene	5	U
79-00-5	1,1,2-Trichloroethane	5	U
108101	4-Methyl-2-pentanone	5	U
106934	1,2-Dibromoethane	5	U
591786	2-Hexanone	5	U
142289	1,3-dichloropropane	5	U
127184	Tetrachloroethene	5	U

V-34

1A

VOLATILE ORGANICS ANALYSIS DATA SHEET

EPA SAMPLE NO.

MW6

Lab Name: ACCREDITED ANALYTICAL RES Contract: _____

Lab Code: _____ Case No.: 2946 SAS No.: _____ SDG No.: _____

Matrix: (soil/water) WATER Lab Sample ID: 0607268

Sample wt/vol: 5.0 (g/ml) ML Lab File ID: M7296.D

Level: (low/med) LOW Date Received: _____

% Moisture: not dec. _____ Date Analyzed: 8/3/06

GC Column: Rtx-624 ID: 0.18 (mm) Dilution Factor: 1.0

Soil Extract Volume _____ (uL) Soil Aliquot Volume: _____ (uL)

CONCENTRATION UNITS:

CAS NO.	COMPOUND	(ug/L or ug/Kg) UG/L	Q
124481	Dibromochloromethane	5	U
100414	Ethylbenzene	140	
108907	Chlorobenzene	5	U
630206	1,1,1,2-Tetrachloroethane	5	U
1330207	m,p-Xylene	6	J
95476	o-Xylene	8	
100425	Styrene	5	U
75252	Bromoform	5	U
98828	Isopropylbenzene	12	
79345	1,1,2,2-Tetrachloroethane	5	U
96184	1,2,3-Trichloropropane	1	J
103651	n-Propyl benzene	15	
108861	Bromobenzene	5	U
108678	1,3,5-Trimethylbenzene	5	U
95498	2-Chlorotoluene	5	U
106434	4-Chlorotoluene	5	U
98066	tert-Butylbenzene	5	U
95636	1,2,4-Trimethylbenzene	48	
135988	sec-Butylbenzene	3	J
99876	p-Isopropyltoluene	5	U
541731	1,3-Dichlorobenzene	5	U
106467	1,4-Dichlorobenzene	5	U
104518	n-Butylbenzene	2	J
95501	1,2-Dichlorobenzene	5	U
96128	1,2-Dibromo-3-Chloropropane	5	U
120821	1,2,4-Trichlorobenzene	5	U
87683	Hexachlorobutadiene	5	U
87616	1,2,3-Trichlorobenzene	5	U

V-20

1A

VOLATILE ORGANICS ANALYSIS DATA SHEET

EPA SAMPLE NO.

MW6DL

Lab Name: ACCREDITED ANALYTICAL RES Contract: _____

Lab Code: _____ Case No.: 2946 SAS No.: _____ SDG No.: _____

Matrix: (soil/water) WATER Lab Sample ID: 0607268DL

Sample wt/vol: 5.0 (g/ml) ML Lab File ID: M7320.D

Level: (low/med) LOW Date Received: _____

% Moisture: not dec. _____ Date Analyzed: 8/4/06

GC Column: Rtx-624 ID: 0.18 (mm) Dilution Factor: 5.0

Soil Extract Volume _____ (uL) Soil Aliquot Volume: _____ (uL)

CONCENTRATION UNITS:

CAS NO.	COMPOUND	(ug/L or ug/Kg) UG/L	Q
107028	Acrolein	120	U
107131	Acrylonitrile	28	U
67641	Acetone	25	U
75718	Dichlorodifluoromethane	25	U
74873	Chloromethane	25	U
67-64-1	Vinyl Chloride	25	U
74839	Bromomethane	25	U
75003	Chloroethane	25	U
75694	Trichoroflouromethane	25	U
75354	1,1-Dichloroethene	25	U
75150	Carbon disulfide	25	U
75092	Methylene Chloride	25	U
156605	trans-1,2-Dichloroethene	25	U
75343	1,1-Dichloroethane	25	U
108054	Vinyl acetate	25	U
590207	2,2-Dichloropropane	25	U
789333	2-Butanone	25	U
156592	cis-1,2-Dichloroethene	25	U
67-66-3	Chloroform	25	U
74975	Bromochloromethane	25	U
71556	1,1,1-Trichloroethane	25	U
563586	1,1-Dichloropropene	25	U
56235	Carbon Tetrachloride	25	U
107062	1,2-Dichloroethane	25	U
71432	Benzene	190	D
79016	Trichloroethene	25	U
78875	1,2-Dichloropropane	25	U
75274	Bromodichloromethane	25	U
74953	Dibromomethane	25	U
110758	2-Chloroethylvinylether	25	U
10061015	cis-1,3-dichloropropene	25	U
108883	Toluene	25	U
10061026	trans-1,3-Dichloropropene	25	U
79-00-5	1,1,2-Trichloroethane	25	U
108101	4-Methyl-2-pentanone	25	U
106934	1,2-Dibromoethane	25	U
591786	2-Hexanone	25	U
142289	1,3-dichloropropane	25	U
127184	Tetrachloroethene	25	U

V-36

1A

VOLATILE ORGANICS ANALYSIS DATA SHEET

EPA SAMPLE NO.

MW6DL

Lab Name: ACCREDITED ANALYTICAL RES Contract: _____

Lab Code: _____ Case No.: 2946 SAS No.: _____ SDG No.: _____

Matrix: (soil/water) WATER Lab Sample ID: 0607268DL

Sample wt/vol: 5.0 (g/ml) ML Lab File ID: M7320.D

Level: (low/med) LOW Date Received: _____

% Moisture: not dec. _____ Date Analyzed: 8/4/06

GC Column: Rtx-624 ID: 0.18 (mm) Dilution Factor: 5.0

Soil Extract Volume _____ (uL) Soil Aliquot Volume: _____ (uL)

CONCENTRATION UNITS:

CAS NO.	COMPOUND	(ug/L or ug/Kg) UG/L	Q
124481	Dibromochloromethane	25	U
100414	Ethylbenzene	120	D
108907	Chlorobenzene	25	U
630206	1,1,1,2-Tetrachloroethane	25	U
1330207	m,p-Xylene	9	JD
95476	o-Xylene	10	JD
100425	Styrene	25	U
75252	Bromoform	25	U
98828	Isopropylbenzene	10	JD
79345	1,1,2,2-Tetrachloroethane	25	U
96184	1,2,3-Trichloropropane	25	U
103651	n-Propyl benzene	12	JD
108861	Bromobenzene	25	U
108678	1,3,5-Trimethylbenzene	25	U
95498	2-Chlorotoluene	25	U
106434	4-Chlorotoluene	25	U
98066	tert-Butylbenzene	25	U
95636	1,2,4-Trimethylbenzene	46	D
135988	sec-Butylbenzene	25	U
99876	p-Isopropyltoluene	25	U
541731	1,3-Dichlorobenzene	25	U
106467	1,4-Dichlorobenzene	25	U
104518	n-Butylbenzene	25	U
95501	1,2-Dichlorobenzene	25	U
96128	1,2-Dibromo-3-Chloropropane	25	U
120821	1,2,4-Trichlorobenzene	25	U
87683	Hexachlorobutadiene	25	U
87616	1,2,3-Trichlorobenzene	25	U

Y-37

1A

VOLATILE ORGANICS ANALYSIS DATA SHEET

EPA SAMPLE NO.

MW7

Lab Name: ACCREDITED ANALYTICAL RES Contract: _____

Lab Code: _____ Case No.: 2946 SAS No.: _____ SDG No.: _____

Matrix: (soil/water) WATER Lab Sample ID: 0607269

Sample wt/vol: 5.0 (g/ml) ML Lab File ID: M7321.D

Level: (low/med) LOW Date Received: _____

% Moisture: not dec. _____ Date Analyzed: 8/4/06

GC Column: Rtx-624 ID: 0.18 (mm) Dilution Factor: 50.0

Soil Extract Volume _____ (uL) Soil Aliquot Volume: _____ (uL)

CONCENTRATION UNITS:

CAS NO.	COMPOUND	(ug/L or ug/Kg) UG/L	Q
107028	Acrolein	1200	U
107131	Acrylonitrile	280	U
67641	Acetone	200	JBD
75718	Dichlorodifluoromethane	250	U
74873	Chloromethane	250	U
67-64-1	Vinyl Chloride	250	U
74839	Bromomethane	250	U
75003	Chloroethane	250	U
75694	Trichoroflouromethane	250	U
75354	1,1-Dichloroethene	250	U
75150	Carbon disulfide	250	U
75092	Methylene Chloride	550	BD
156605	trans-1,2-Dichloroethene	250	U
75343	1,1-Dichloroethane	250	U
108054	Vinyl acetate	250	U
590207	2,2-Dichloropropane	250	U
789333	2-Butanone	250	U
156592	cis-1,2-Dichloroethene	250	U
67-66-3	Chloroform	250	U
74975	Bromochloromethane	250	U
71556	1,1,1-Trichloroethane	250	U
563586	1,1-Dichloropropene	250	U
56235	Carbon Tetrachloride	250	U
107062	1,2-Dichloroethane	250	U
71432	Benzene	2600	D
79016	Trichloroethene	250	U
78875	1,2-Dichloropropane	250	U
75274	Bromodichloromethane	250	U
74953	Dibromomethane	250	U
110758	2-Chloroethylvinylether	250	U
10061015	cis-1,3-dichloropropene	250	U
108883	Toluene	3300	D
10061026	trans-1,3-Dichloropropene	250	U
79-00-5	1,1,2-Trichloroethane	250	U
108101	4-Methyl-2-pentanone	250	U
106934	1,2-Dibromoethane	250	U
591786	2-Hexanone	250	U
142289	1,3-dichloropropane	250	U
127184	Tetrachloroethene	250	U

Y 38

1A

VOLATILE ORGANICS ANALYSIS DATA SHEET

EPA SAMPLE NO.

MW7

Lab Name: ACCREDITED ANALYTICAL RES Contract: _____

Lab Code: _____ Case No.: 2946 SAS No.: _____ SDG No.: _____

Matrix: (soil/water) WATER Lab Sample ID: 0607269

Sample wt/vol: 5.0 (g/ml) ML Lab File ID: M7321.D

Level: (low/med) LOW Date Received: _____

% Moisture: not dec. _____ Date Analyzed: 8/4/06

GC Column: Rtx-624 ID: 0.18 (mm) Dilution Factor: 50.0

Soil Extract Volume _____ (uL) Soil Aliquot Volume: _____ (uL)

CONCENTRATION UNITS:

CAS NO.	COMPOUND	(ug/L or ug/Kg) UG/L	Q
124481	Dibromochloromethane	250	U
100414	Ethylbenzene	1600	D
108907	Chlorobenzene	250	U
630206	1,1,1,2-Tetrachloroethane	250	U
1330207	m,p-Xylene	5200	D
95476	o-Xylene	2400	D
100425	Styrene	250	U
75252	Bromoform	250	U
98828	Isopropylbenzene	76	JD
79345	1,1,2,2-Tetrachloroethane	250	U
96184	1,2,3-Trichloropropane	250	U
103651	n-Propyl benzene	190	JD
108861	Bromobenzene	250	U
108678	1,3,5-Trimethylbenzene	500	D
95498	2-Chlorotoluene	250	U
106434	4-Chlorotoluene	250	U
98066	tert-Butylbenzene	250	U
95636	1,2,4-Trimethylbenzene	1800	D
135988	sec-Butylbenzene	250	U
99876	p-Isopropyltoluene	250	U
541731	1,3-Dichlorobenzene	250	U
106467	1,4-Dichlorobenzene	250	U
104518	n-Butylbenzene	250	U
95501	1,2-Dichlorobenzene	250	U
96128	1,2-Dibromo-3-Chloropropane	250	U
120821	1,2,4-Trichlorobenzene	250	U
87683	Hexachlorobutadiene	250	U
87616	1,2,3-Trichlorobenzene	250	U

1A

VOLATILE ORGANICS ANALYSIS DATA SHEET

EPA SAMPLE NO.

MW8

Lab Name: ACCREDITED ANALYTICAL RES Contract: _____

Lab Code: _____ Case No.: 2946 SAS No.: _____ SDG No.: _____

Matrix: (soil/water) WATER Lab Sample ID: 0607270

Sample wt/vol: 5.0 (g/ml) ML Lab File ID: M7316.D

Level: (low/med) LOW Date Received: _____

% Moisture: not dec. _____ Date Analyzed: 8/4/06

GC Column: Rtx-624 ID: 0.18 (mm) Dilution Factor: 1.0

Soil Extract Volume _____ (uL) Soil Aliquot Volume: _____ (uL)

CONCENTRATION UNITS:

CAS NO.	COMPOUND	(ug/L or ug/Kg) UG/L	Q
107028	Acrolein	25	U
107131	Acrylonitrile	6	U
67641	Acetone	6	B
75718	Dichlorodifluoromethane	5	U
74873	Chloromethane	5	U
67-64-1	Vinyl Chloride	5	U
74839	Bromomethane	5	U
75003	Chloroethane	5	U
75694	Trichoroflouromethane	5	U
75354	1,1-Dichloroethene	5	U
75150	Carbon disulfide	5	U
75092	Methylene Chloride	10	B
156605	trans-1,2-Dichloroethene	5	U
75343	1,1-Dichloroethane	5	U
108054	Vinyl acetate	5	U
590207	2,2-Dichloropropane	5	U
789333	2-Butanone	5	U
156592	cis-1,2-Dichloroethene	2	J
67-66-3	Chloroform	5	U
74975	Bromochloromethane	5	U
71556	1,1,1-Trichloroethane	5	U
563586	1,1-Dichloropropene	5	U
56235	Carbon Tetrachloride	5	U
107062	1,2-Dichloroethane	5	U
71432	Benzene	5	U
79016	Trichloroethene	5	U
78875	1,2-Dichloropropane	5	U
75274	Bromodichloromethane	5	U
74953	Dibromomethane	5	U
110758	2-Chloroethylvinylether	5	U
10061015	cis-1,3-dichloropropene	5	U
108883	Toluene	5	U
10061026	trans-1,3-Dichloropropene	5	U
79-00-5	1,1,2-Trichloroethane	5	U
108101	4-Methyl-2-pentanone	5	U
106934	1,2-Dibromoethane	5	U
591786	2-Hexanone	5	U
142289	1,3-dichloropropane	5	U
127184	Tetrachloroethene	1	J

V-40

1A

VOLATILE ORGANICS ANALYSIS DATA SHEET

EPA SAMPLE NO.

MW8

Lab Name: ACCREDITED ANALYTICAL RES Contract: _____

Lab Code: _____ Case No.: 2946 SAS No.: _____ SDG No.: _____

Matrix: (soil/water) WATER Lab Sample ID: 0607270

Sample wt/vol: 5.0 (g/ml) ML Lab File ID: M7316.D

Level: (low/med) LOW Date Received: _____

% Moisture: not dec. _____ Date Analyzed: 8/4/06

GC Column: Rtx-624 ID: 0.18 (mm) Dilution Factor: 1.0

Soil Extract Volume _____ (uL) Soil Aliquot Volume: _____ (uL)

CONCENTRATION UNITS:

CAS NO.	COMPOUND	(ug/L or ug/Kg) UG/L	Q
124481	Dibromochloromethane	5	U
100414	Ethylbenzene	5	U
108907	Chlorobenzene	5	U
630206	1,1,1,2-Tetrachloroethane	5	U
1330207	m,p-Xylene	10	U
95476	o-Xylene	5	U
100425	Styrene	5	U
75252	Bromoform	5	U
98828	Isopropylbenzene	5	U
79345	1,1,2,2-Tetrachloroethane	5	U
96184	1,2,3-Trichloropropane	5	U
103651	n-Propyl benzene	5	U
108861	Bromobenzene	5	U
108678	1,3,5-Trimethylbenzene	5	U
95498	2-Chlorotoluene	5	U
106434	4-Chlorotoluene	5	U
98066	tert-Butylbenzene	5	U
95636	1,2,4-Trimethylbenzene	5	U
135988	sec-Butylbenzene	5	U
99876	p-Isopropyltoluene	5	U
541731	1,3-Dichlorobenzene	5	U
106467	1,4-Dichlorobenzene	5	U
104518	n-Butylbenzene	5	U
95501	1,2-Dichlorobenzene	5	U
96128	1,2-Dibromo-3-Chloropropane	5	U
120821	1,2,4-Trichlorobenzene	5	U
87683	Hexachlorobutadiene	5	U
87616	1,2,3-Trichlorobenzene	5	U

Y-41

1A

VOLATILE ORGANICS ANALYSIS DATA SHEET

EPA SAMPLE NO.

MW9

Lab Name: ACCREDITED ANALYTICAL RES Contract: _____

Lab Code: _____ Case No.: 2946 SAS No.: _____ SDG No.: _____

Matrix: (soil/water) WATER Lab Sample ID: 0607271

Sample wt/vol: 5.0 (g/ml) ML Lab File ID: M7317.D

Level: (low/med) LOW Date Received: _____

% Moisture: not dec. _____ Date Analyzed: 8/4/06

GC Column: Rtx-624 ID: 0.18 (mm) Dilution Factor: 1.0

Soil Extract Volume _____ (uL) Soil Aliquot Volume: _____ (uL)

CONCENTRATION UNITS:

CAS NO.	COMPOUND	(ug/L or ug/Kg) UG/L	Q
107028	Acrolein	25	U
107131	Acrylonitrile	6	U
67641	Acetone	7	B
75718	Dichlorodifluoromethane	5	U
74873	Chloromethane	5	U
67-64-1	Vinyl Chloride	5	U
74839	Bromomethane	5	U
75003	Chloroethane	5	U
75694	Trichoroflouromethane	5	U
75354	1,1-Dichloroethene	5	U
75150	Carbon disulfide	5	U
75092	Methylene Chloride	10	B
156605	trans-1,2-Dichloroethene	5	U
75343	1,1-Dichloroethane	5	U
108054	Vinyl acetate	5	U
590207	2,2-Dichloropropane	5	U
789333	2-Butanone	5	U
156592	cis-1,2-Dichloroethene	5	U
67-66-3	Chloroform	5	U
74975	Bromochloromethane	5	U
71556	1,1,1-Trichloroethane	5	U
563586	1,1-Dichloropropene	5	U
56235	Carbon Tetrachloride	5	U
107062	1,2-Dichloroethane	5	U
71432	Benzene	5	U
79016	Trichloroethene	5	U
78875	1,2-Dichloropropane	5	U
75274	Bromodichloromethane	5	U
74953	Dibromomethane	5	U
110758	2-Chloroethylvinylether	5	U
10061015	cis-1,3-dichloropropene	5	U
108883	Toluene	5	U
10061026	trans-1,3-Dichloropropene	5	U
79-00-5	1,1,2-Trichloroethane	5	U
108101	4-Methyl-2-pentanone	5	U
106934	1,2-Dibromoethane	5	U
591786	2-Hexanone	5	U
142289	1,3-dichloropropane	5	U
127184	Tetrachloroethene	5	U

V-42

1A

VOLATILE ORGANICS ANALYSIS DATA SHEET

EPA SAMPLE NO.

MW9

Lab Name: ACCREDITED ANALYTICAL RES Contract: _____

Lab Code: _____ Case No.: 2946 SAS No.: _____ SDG No.: _____

Matrix: (soil/water) WATER Lab Sample ID: 0607271

Sample wt/vol: 5.0 (g/ml) ML Lab File ID: M7317.D

Level: (low/med) LOW Date Received: _____

% Moisture: not dec. _____ Date Analyzed: 8/4/06

GC Column: Rtx-624 ID: 0.18 (mm) Dilution Factor: 1.0

Soil Extract Volume _____ (uL) Soil Aliquot Volume: _____ (uL)

CONCENTRATION UNITS:

CAS NO.	COMPOUND	(ug/L or ug/Kg) UG/L	Q
124481	Dibromochloromethane	5	U
100414	Ethylbenzene	5	U
108907	Chlorobenzene	5	U
630206	1,1,1,2-Tetrachloroethane	5	U
1330207	m,p-Xylene	10	U
95476	o-Xylene	2	J
100425	Styrene	5	U
75252	Bromoform	5	U
98828	Isopropylbenzene	5	U
79345	1,1,2,2-Tetrachloroethane	5	U
96184	1,2,3-Trichloropropane	5	U
103651	n-Propyl benzene	5	U
108861	Bromobenzene	5	U
108678	1,3,5-Trimethylbenzene	5	U
95498	2-Chlorotoluene	5	U
106434	4-Chlorotoluene	5	U
98066	tert-Butylbenzene	5	U
95636	1,2,4-Trimethylbenzene	5	U
135988	sec-Butylbenzene	1	J
99876	p-Isopropyltoluene	5	U
541731	1,3-Dichlorobenzene	5	U
106467	1,4-Dichlorobenzene	5	U
104518	n-Butylbenzene	5	U
95501	1,2-Dichlorobenzene	5	U
96128	1,2-Dibromo-3-Chloropropane	5	U
120821	1,2,4-Trichlorobenzene	5	U
87683	Hexachlorobutadiene	5	U
87616	1,2,3-Trichlorobenzene	5	U

Y-43

1A

VOLATILE ORGANICS ANALYSIS DATA SHEET

EPA SAMPLE NO.

MW10

Lab Name: ACCREDITED ANALYTICAL RES Contract: _____

Lab Code: _____ Case No.: 2946 SAS No.: _____ SDG No.: _____

Matrix: (soil/water) WATER Lab Sample ID: 0607272

Sample wt/vol: 5.0 (g/ml) ML Lab File ID: M7318.D

Level: (low/med) LOW Date Received: _____

% Moisture: not dec. _____ Date Analyzed: 8/4/06

GC Column: Rtx-624 ID: 0.18 (mm) Dilution Factor: 1.0

Soil Extract Volume _____ (uL) Soil Aliquot Volume: _____ (uL)

CONCENTRATION UNITS:

CAS NO.	COMPOUND	(ug/L or ug/Kg) UG/L	Q
107028	Acrolein	25	U
107131	Acrylonitrile	6	U
67641	Acetone	10	B
75718	Dichlorodifluoromethane	5	U
74873	Chloromethane	5	U
67-64-1	Vinyl Chloride	5	U
74839	Bromomethane	5	U
75003	Chloroethane	5	U
75694	Trichoroflouromethane	5	U
75354	1,1-Dichloroethene	5	U
75150	Carbon disulfide	12	
75092	Methylene Chloride	12	B
156605	trans-1,2-Dichloroethene	5	U
75343	1,1-Dichloroethane	5	U
108054	Vinyl acetate	5	U
590207	2,2-Dichloropropane	5	U
789333	2-Butanone	3	J
156592	cis-1,2-Dichloroethene	5	U
67-66-3	Chloroform	5	U
74975	Bromochloromethane	5	U
71556	1,1,1-Trichloroethane	5	U
563586	1,1-Dichloropropene	5	U
56235	Carbon Tetrachloride	5	U
107062	1,2-Dichloroethane	5	U
71432	Benzene	2	J
79016	Trichloroethene	5	U
78875	1,2-Dichloropropane	5	U
75274	Bromodichloromethane	5	U
74953	Dibromomethane	5	U
110758	2-Chloroethylvinylether	5	U
10061015	cis-1,3-dichloropropene	5	U
108883	Toluene	1	J
10061026	trans-1,3-Dichloropropene	5	U
79-00-5	1,1,2-Trichloroethane	5	U
108101	4-Methyl-2-pentanone	5	J
106934	1,2-Dibromoethane	5	U
591786	2-Hexanone	5	U
142289	1,3-dichloropropane	5	U
127184	Tetrachloroethene	5	U

Y-44

1A

VOLATILE ORGANICS ANALYSIS DATA SHEET

EPA SAMPLE NO.

MW10

Lab Name: ACCREDITED ANALYTICAL RES Contract: _____

Lab Code: _____ Case No.: 2946 SAS No.: _____ SDG No.: _____

Matrix: (soil/water) WATER Lab Sample ID: 0607272

Sample wt/vol: 5.0 (g/ml) ML Lab File ID: M7318.D

Level: (low/med) LOW Date Received: _____

% Moisture: not dec. _____ Date Analyzed: 8/4/06

GC Column: Rtx-624 ID: 0.18 (mm) Dilution Factor: 1.0

Soil Extract Volume _____ (uL) Soil Aliquot Volume: _____ (uL)

CONCENTRATION UNITS:

CAS NO.	COMPOUND	(ug/L or ug/Kg) UG/L	Q
124481	Dibromochloromethane	5	U
100414	Ethylbenzene	10	
108907	Chlorobenzene	5	U
630206	1,1,1,2-Tetrachloroethane	5	U
1330207	m,p-Xylene	4	J
95476	o-Xylene	5	J
100425	Styrene	5	U
75252	Bromoform	5	U
98828	Isopropylbenzene	5	U
79345	1,1,2,2-Tetrachloroethane	5	U
96184	1,2,3-Trichloropropane	5	U
103651	n-Propyl benzene	1	J
108861	Bromobenzene	5	U
108678	1,3,5-Trimethylbenzene	2	J
95498	2-Chlorotoluene	5	U
106434	4-Chlorotoluene	5	U
98066	tert-Butylbenzene	5	U
95636	1,2,4-Trimethylbenzene	4	J
135988	sec-Butylbenzene	5	U
99876	p-Isopropyltoluene	5	U
541731	1,3-Dichlorobenzene	5	U
106467	1,4-Dichlorobenzene	5	U
104518	n-Butylbenzene	5	U
95501	1,2-Dichlorobenzene	5	U
96128	1,2-Dibromo-3-Chloropropane	5	U
120821	1,2,4-Trichlorobenzene	5	U
87683	Hexachlorobutadiene	5	U
87616	1,2,3-Trichlorobenzene	5	U

V-45

1A

VOLATILE ORGANICS ANALYSIS DATA SHEET

EPA SAMPLE NO.

MW11

Lab Name: ACCREDITED ANALYTICAL RES Contract: _____

Lab Code: _____ Case No.: 2946 SAS No.: _____ SDG No.: _____

Matrix: (soil/water) WATER Lab Sample ID: 0607273

Sample wt/vol: 5.0 (g/ml) ML Lab File ID: M7322.D

Level: (low/med) LOW Date Received: _____

% Moisture: not dec. _____ Date Analyzed: 8/4/06

GC Column: Rtx-624 ID: 0.18 (mm) Dilution Factor: 20.0

Soil Extract Volume _____ (uL) Soil Aliquot Volume: _____ (uL)

CONCENTRATION UNITS:

CAS NO.	COMPOUND	(ug/L or ug/Kg) UG/L	Q
107028	Acrolein	500	U
107131	Acrylonitrile	110	U
67641	Acetone	100	U
75718	Dichlorodifluoromethane	100	U
74873	Chloromethane	100	U
67-64-1	Vinyl Chloride	100	U
74839	Bromomethane	100	U
75003	Chloroethane	100	U
75694	Trichoroflouromethane	100	U
75354	1,1-Dichloroethene	100	U
75150	Carbon disulfide	100	U
75092	Methylene Chloride	210	BD
156605	trans-1,2-Dichloroethene	100	U
75343	1,1-Dichloroethane	100	U
108054	Vinyl acetate	100	U
590207	2,2-Dichloropropane	100	U
789333	2-Butanone	100	U
156592	cis-1,2-Dichloroethene	100	U
67-66-3	Chloroform	100	U
74975	Bromochloromethane	100	U
71556	1,1,1-Trichloroethane	100	U
563586	1,1-Dichloropropene	100	U
56235	Carbon Tetrachloride	100	U
107062	1,2-Dichloroethane	100	U
71432	Benzene	470	D
79016	Trichloroethene	100	U
78875	1,2-Dichloropropane	100	U
75274	Bromodichloromethane	100	U
74953	Dibromomethane	100	U
110758	2-Chloroethylvinylether	100	U
10061015	cis-1,3-dichloropropene	100	U
108883	Toluene	910	D
10061026	trans-1,3-Dichloropropene	100	U
79-00-5	1,1,2-Trichloroethane	100	U
108101	4-Methyl-2-pentanone	100	U
106934	1,2-Dibromoethane	100	U
591786	2-Hexanone	100	U
142289	1,3-dichloropropane	100	U
127184	Tetrachloroethene	100	U

V-46

1A

VOLATILE ORGANICS ANALYSIS DATA SHEET

EPA SAMPLE NO.

MW11

Lab Name: ACCREDITED ANALYTICAL RES Contract: _____

Lab Code: _____ Case No.: 2946 SAS No.: _____ SDG No.: _____

Matrix: (soil/water) WATER Lab Sample ID: 0607273

Sample wt/vol: 5.0 (g/ml) ML Lab File ID: M7322.D

Level: (low/med) LOW Date Received: _____

% Moisture: not dec. _____ Date Analyzed: 8/4/06

GC Column: Rtx-624 ID: 0.18 (mm) Dilution Factor: 20.0

Soil Extract Volume _____ (uL) Soil Aliquot Volume: _____ (uL)

CONCENTRATION UNITS:

CAS NO.	COMPOUND	(ug/L or ug/Kg) UG/L	Q
124481	Dibromochloromethane	100	U
100414	Ethylbenzene	1400	D
108907	Chlorobenzene	100	U
630206	1,1,1,2-Tetrachloroethane	100	U
1330207	m,p-Xylene	4900	D
95476	o-Xylene	300	D
100425	Styrene	100	U
75252	Bromoform	100	U
98828	Isopropylbenzene	75	JD
79345	1,1,2,2-Tetrachloroethane	100	U
96184	1,2,3-Trichloropropane	100	U
103651	n-Propyl benzene	140	D
108861	Bromobenzene	100	U
108678	1,3,5-Trimethylbenzene	490	D
95498	2-Chlorotoluene	100	U
106434	4-Chlorotoluene	100	U
98066	tert-Butylbenzene	100	U
95636	1,2,4-Trimethylbenzene	1400	D
135988	sec-Butylbenzene	100	U
99876	p-Isopropyltoluene	100	U
541731	1,3-Dichlorobenzene	100	U
106467	1,4-Dichlorobenzene	100	U
104518	n-Butylbenzene	100	U
95501	1,2-Dichlorobenzene	100	U
96128	1,2-Dibromo-3-Chloropropane	100	U
120821	1,2,4-Trichlorobenzene	100	U
87683	Hexachlorobutadiene	100	U
87616	1,2,3-Trichlorobenzene	100	U

V-47

1A

VOLATILE ORGANICS ANALYSIS DATA SHEET

EPA SAMPLE NO.

MW12

Lab Name: ACCREDITED ANALYTICAL RES Contract: _____

Lab Code: _____ Case No.: 2946 SAS No.: _____ SDG No.: _____

Matrix: (soil/water) WATER Lab Sample ID: 0607274

Sample wt/vol: 5.0 (g/ml) ML Lab File ID: M7308.D

Level: (low/med) LOW Date Received: _____

% Moisture: not dec. _____ Date Analyzed: 8/4/06

GC Column: Rtx-624 ID: 0.18 (mm) Dilution Factor: 5.0

Soil Extract Volume _____ (uL) Soil Aliquot Volume: _____ (uL)

CONCENTRATION UNITS:

CAS NO.	COMPOUND	(ug/L or ug/Kg) UG/L	Q
107028	Acrolein	120	U
107131	Acrylonitrile	28	U
67641	Acetone	48	BD
75718	Dichlorodifluoromethane	25	U
74873	Chloromethane	25	U
67-64-1	Vinyl Chloride	25	U
74839	Bromomethane	25	U
75003	Chloroethane	25	U
75694	Trichoroflouromethane	25	U
75354	1,1-Dichloroethene	25	U
75150	Carbon disulfide	25	U
75092	Methylene Chloride	48	BD
156605	trans-1,2-Dichloroethene	25	U
75343	1,1-Dichloroethane	25	U
108054	Vinyl acetate	25	U
590207	2,2-Dichloropropane	25	U
789333	2-Butanone	25	U
156592	cis-1,2-Dichloroethene	25	U
67-66-3	Chloroform	25	U
74975	Bromochloromethane	25	U
71556	1,1,1-Trichloroethane	25	U
563586	1,1-Dichloropropene	25	U
56235	Carbon Tetrachloride	25	U
107062	1,2-Dichloroethane	25	U
71432	Benzene	64	D
79016	Trichloroethene	25	U
78875	1,2-Dichloropropane	25	U
75274	Bromodichloromethane	25	U
74953	Dibromomethane	25	U
110758	2-Chloroethylvinylether	25	U
10061015	cis-1,3-dichloropropene	25	U
108883	Toluene	1100	D
10061026	trans-1,3-Dichloropropene	25	U
79-00-5	1,1,2-Trichloroethane	25	U
108101	4-Methyl-2-pentanone	25	U
106934	1,2-Dibromoethane	25	U
591786	2-Hexanone	25	U
142289	1,3-dichloropropane	25	U
127184	Tetrachloroethene	25	U

V-dR

1A

VOLATILE ORGANICS ANALYSIS DATA SHEET

EPA SAMPLE NO.

MW12

Lab Name: ACCREDITED ANALYTICAL RES Contract: _____

Lab Code: _____ Case No.: 2946 SAS No.: _____ SDG No.: _____

Matrix: (soil/water) WATER Lab Sample ID: 0607274

Sample wt/vol: 5.0 (g/ml) ML Lab File ID: M7308.D

Level: (low/med) LOW Date Received: _____

% Moisture: not dec. _____ Date Analyzed: 8/4/06

GC Column: Rtx-624 ID: 0.18 (mm) Dilution Factor: 5.0

Soil Extract Volume _____ (uL) Soil Aliquot Volume: _____ (uL)

CONCENTRATION UNITS: (ug/L or ug/Kg) UG/L

CAS NO.	COMPOUND		Q
124481	Dibromochloromethane	25	U
100414	Ethylbenzene	570	D
108907	Chlorobenzene	25	U
630206	1,1,1,2-Tetrachloroethane	25	U
1330207	m,p-Xylene	5500	D
95476	o-Xylene	1200	D
100425	Styrene	25	U
75252	Bromoform	25	U
98828	Isopropylbenzene	70	D
79345	1,1,2,2-Tetrachloroethane	25	U
96184	1,2,3-Trichloropropane	25	U
103651	n-Propyl benzene	87	D
108861	Bromobenzene	25	U
108678	1,3,5-Trimethylbenzene	430	D
95498	2-Chlorotoluene	25	U
106434	4-Chlorotoluene	25	U
98066	tert-Butylbenzene	25	U
95636	1,2,4-Trimethylbenzene	1200	D
135988	sec-Butylbenzene	25	U
99876	p-Isopropyltoluene	10	JD
541731	1,3-Dichlorobenzene	25	U
106467	1,4-Dichlorobenzene	25	U
104518	n-Butylbenzene	5	JD
95501	1,2-Dichlorobenzene	25	U
96128	1,2-Dibromo-3-Chloropropane	25	U
120821	1,2,4-Trichlorobenzene	25	U
87683	Hexachlorobutadiene	25	U
87616	1,2,3-Trichlorobenzene	25	U

Y-49

1A

VOLATILE ORGANICS ANALYSIS DATA SHEET

EPA SAMPLE NO.

MW12DL

Lab Name: ACCREDITED ANALYTICAL RES Contract: _____

Lab Code: _____ Case No.: 2946 SAS No.: _____ SDG No.: _____

Matrix: (soil/water) WATER Lab Sample ID: 0607274DL

Sample wt/vol: 5.0 (g/ml) ML Lab File ID: D4539.D

Level: (low/med) LOW Date Received: _____

% Moisture: not dec. _____ Date Analyzed: 8/9/06

GC Column: Rtx-624 ID: 0.18 (mm) Dilution Factor: 50.0

Soil Extract Volume _____ (uL) Soil Aliquot Volume: _____ (uL)

CONCENTRATION UNITS:

CAS NO.	COMPOUND	(ug/L or ug/Kg) UG/L	Q
107028	Acrolein	1200	U
107131	Acrylonitrile	280	U
67641	Acetone	250	U
75718	Dichlorodifluoromethane	250	U
74873	Chloromethane	250	U
67-64-1	Vinyl Chloride	250	U
74839	Bromomethane	250	U
75003	Chloroethane	250	U
75694	Trichoroflouromethane	250	U
75354	1,1-Dichloroethene	250	U
75150	Carbon disulfide	250	U
75092	Methylene Chloride	250	U
156605	trans-1,2-Dichloroethene	250	U
75343	1,1-Dichloroethane	250	U
108054	Vinyl acetate	250	U
590207	2,2-Dichloropropane	250	U
789333	2-Butanone	250	U
156592	cis-1,2-Dichloroethene	250	U
67-66-3	Chloroform	250	U
74975	Bromochloromethane	250	U
71556	1,1,1-Trichloroethane	250	U
563586	1,1-Dichloropropene	250	U
56235	Carbon Tetrachloride	250	U
107062	1,2-Dichloroethane	250	U
71432	Benzene	86	JD
79016	Trichloroethene	250	U
78875	1,2-Dichloropropane	250	U
75274	Bromodichloromethane	250	U
74953	Dibromomethane	250	U
110758	2-Chloroethylvinylether	250	U
10061015	cis-1,3-dichloropropene	250	U
108883	Toluene	1500	D
10061026	trans-1,3-Dichloropropene	250	U
79-00-5	1,1,2-Trichloroethane	250	U
108101	4-Methyl-2-pentanone	250	U
106934	1,2-Dibromoethane	250	U
591786	2-Hexanone	250	U
142289	1,3-dichloropropane	250	U
127184	Tetrachloroethene	250	U

V-50

1A

VOLATILE ORGANICS ANALYSIS DATA SHEET

EPA SAMPLE NO.

MW12DL

Lab Name: ACCREDITED ANALYTICAL RES Contract: _____

Lab Code: _____ Case No.: 2946 SAS No.: _____ SDG No.: _____

Matrix: (soil/water) WATER Lab Sample ID: 0607274DL

Sample wt/vol: 5.0 (g/ml) ML Lab File ID: D4539.D

Level: (low/med) LOW Date Received: _____

% Moisture: not dec. _____ Date Analyzed: 8/9/06

GC Column: Rtx-624 ID: 0.18 (mm) Dilution Factor: 50.0

Soil Extract Volume _____ (uL) Soil Aliquot Volume: _____ (uL)

CONCENTRATION UNITS:

CAS NO.	COMPOUND (ug/L or ug/Kg) UG/L		Q
124481	Dibromochloromethane	250	U
100414	Ethylbenzene	780	D
108907	Chlorobenzene	250	U
630206	1,1,1,2-Tetrachloroethane	250	U
1330207	m,p-Xylene	7200	D
95476	o-Xylene	1700	D
100425	Styrene	250	U
75252	Bromoform	250	U
98828	Isopropylbenzene	92	JD
79345	1,1,2,2-Tetrachloroethane	250	U
96184	1,2,3-Trichloropropane	250	U
103651	n-Propyl benzene	110	JD
108861	Bromobenzene	250	U
108678	1,3,5-Trimethylbenzene	580	D
95498	2-Chlorotoluene	250	U
106434	4-Chlorotoluene	250	U
98066	tert-Butylbenzene	250	U
95636	1,2,4-Trimethylbenzene	1600	D
135988	sec-Butylbenzene	250	U
99876	p-Isopropyltoluene	250	U
541731	1,3-Dichlorobenzene	250	U
106467	1,4-Dichlorobenzene	250	U
104518	n-Butylbenzene	250	U
95501	1,2-Dichlorobenzene	250	U
96128	1,2-Dibromo-3-Chloropropane	250	U
120821	1,2,4-Trichlorobenzene	250	U
87683	Hexachlorobutadiene	250	U
87616	1,2,3-Trichlorobenzene	250	U

V-51

1A

VOLATILE ORGANICS ANALYSIS DATA SHEET

EPA SAMPLE NO.

MW13

Lab Name: ACCREDITED ANALYTICAL RES Contract: _____

Lab Code: _____ Case No.: 2946 SAS No.: _____ SDG No.: _____

Matrix: (soil/water) WATER Lab Sample ID: 0607275

Sample wt/vol: 5.0 (g/ml) ML Lab File ID: M7309.D

Level: (low/med) LOW Date Received: _____

% Moisture: not dec. _____ Date Analyzed: 8/4/06

GC Column: Rtx-624 ID: 0.18 (mm) Dilution Factor: 5.0

Soil Extract Volume _____ (uL) Soil Aliquot Volume: _____ (uL)

CONCENTRATION UNITS:

CAS NO.	COMPOUND (ug/L or ug/Kg) UG/L		Q
107028	Acrolein	120	U
107131	Acrylonitrile	28	U
67641	Acetone	73	BD
75718	Dichlorodifluoromethane	25	U
74873	Chloromethane	25	U
67-64-1	Vinyl Chloride	25	U
74839	Bromomethane	25	U
75003	Chloroethane	25	U
75694	Trichoroflouromethane	25	U
75354	1,1-Dichloroethene	25	U
75150	Carbon disulfide	25	U
75092	Methylene Chloride	63	BD
156605	trans-1,2-Dichloroethene	25	U
75343	1,1-Dichloroethane	25	U
108054	Vinyl acetate	25	U
590207	2,2-Dichloropropane	25	U
789333	2-Butanone	25	U
156592	cis-1,2-Dichloroethene	25	U
67-66-3	Chloroform	25	U
74975	Bromochloromethane	25	U
71556	1,1,1-Trichloroethane	25	U
563586	1,1-Dichloropropene	25	U
56235	Carbon Tetrachloride	25	U
107062	1,2-Dichloroethane	25	U
71432	Benzene	2300	E D
79016	Trichloroethene	25	U
78875	1,2-Dichloropropane	25	U
75274	Bromodichloromethane	25	U
74953	Dibromomethane	25	U
110758	2-Chloroethylvinylether	25	U
10061015	cis-1,3-dichloropropene	25	U
108883	Toluene	5000	E D
10061026	trans-1,3-Dichloropropene	25	U
79-00-5	1,1,2-Trichloroethane	25	U
108101	4-Methyl-2-pentanone	25	U
106934	1,2-Dibromoethane	25	U
591786	2-Hexanone	31	D
142289	1,3-dichloropropane	25	U
127184	Tetrachloroethene	25	U

V-52

1A

VOLATILE ORGANICS ANALYSIS DATA SHEET

EPA SAMPLE NO.

MW13

Lab Name: ACCREDITED ANALYTICAL RES Contract: _____

Lab Code: _____ Case No.: 2946 SAS No.: _____ SDG No.: _____

Matrix: (soil/water) WATER Lab Sample ID: 0607275

Sample wt/vol: 5.0 (g/ml) ML Lab File ID: M7309.D

Level: (low/med) LOW Date Received: _____

% Moisture: not dec. _____ Date Analyzed: 8/4/06

GC Column: Rtx-624 ID: 0.18 (mm) Dilution Factor: 5.0

Soil Extract Volume _____ (uL) Soil Aliquot Volume: _____ (uL)

CONCENTRATION UNITS:

CAS NO.	COMPOUND	(ug/L or ug/Kg) UG/L	Q
124481	Dibromochloromethane	25	U
100414	Ethylbenzene	1600	E D
108907	Chlorobenzene	25	U
630206	1,1,1,2-Tetrachloroethane	25	U
1330207	m,p-Xylene	8400	E D
95476	o-Xylene	3800	E D
100425	Styrene	25	U
75252	Bromoform	25	U
98828	Isopropylbenzene	85	D
79345	1,1,2,2-Tetrachloroethane	25	U
96184	1,2,3-Trichloropropane	25	U
103651	n-Propyl benzene	210	D
108861	Bromobenzene	25	U
108678	1,3,5-Trimethylbenzene	890	D
95498	2-Chlorotoluene	25	U
106434	4-Chlorotoluene	25	U
98066	tert-Butylbenzene	25	U
95636	1,2,4-Trimethylbenzene	2700	E D
135988	sec-Butylbenzene	17	JD
99876	p-Isopropyltoluene	11	JD
541731	1,3-Dichlorobenzene	25	U
106467	1,4-Dichlorobenzene	25	U
104518	n-Butylbenzene	25	U
95501	1,2-Dichlorobenzene	25	U
96128	1,2-Dibromo-3-Chloropropane	25	U
120821	1,2,4-Trichlorobenzene	25	U
87683	Hexachlorobutadiene	25	U
87616	1,2,3-Trichlorobenzene	25	U

V-53

1A

VOLATILE ORGANICS ANALYSIS DATA SHEET

EPA SAMPLE NO.

MW13DL

Lab Name: ACCREDITED ANALYTICAL RES Contract: _____

Lab Code: _____ Case No.: 2946 SAS No.: _____ SDG No.: _____

Matrix: (soil/water) WATER Lab Sample ID: 0607275DL

Sample wt/vol: 5.0 (g/ml) ML Lab File ID: M7325.D

Level: (low/med) LOW Date Received: _____

% Moisture: not dec. _____ Date Analyzed: 8/4/06

GC Column: Rtx-624 ID: 0.18 (mm) Dilution Factor: 100.0

Soil Extract Volume _____ (uL) Soil Aliquot Volume: _____ (uL)

CONCENTRATION UNITS:

CAS NO.	COMPOUND	(ug/L or ug/Kg) UG/L	Q
107028	Acrolein	2500	U
107131	Acrylonitrile	550	U
67641	Acetone	500	U
75718	Dichlorodifluoromethane	500	U
74873	Chloromethane	500	U
67-64-1	Vinyl Chloride	500	U
74839	Bromomethane	500	U
75003	Chloroethane	500	U
75694	Trichoroflouromethane	500	U
75354	1,1-Dichloroethene	500	U
75150	Carbon disulfide	500	U
75092	Methylene Chloride	500	U
156605	trans-1,2-Dichloroethene	500	U
75343	1,1-Dichloroethane	500	U
108054	Vinyl acetate	500	U
590207	2,2-Dichloropropane	500	U
789333	2-Butanone	500	U
156592	cis-1,2-Dichloroethene	500	U
67-66-3	Chloroform	500	U
74975	Bromochloromethane	500	U
71556	1,1,1-Trichloroethane	500	U
563586	1,1-Dichloropropene	500	U
56235	Carbon Tetrachloride	500	U
107062	1,2-Dichloroethane	500	U
71432	Benzene	2500	D
79016	Trichloroethene	500	U
78875	1,2-Dichloropropane	500	U
75274	Bromodichloromethane	500	U
74953	Dibromomethane	500	U
110758	2-Chloroethylvinylether	500	U
10061015	cis-1,3-dichloropropene	500	U
108883	Toluene	6100	D
10061026	trans-1,3-Dichloropropene	500	U
79-00-5	1,1,2-Trichloroethane	500	U
108101	4-Methyl-2-pentanone	500	U
106934	1,2-Dibromoethane	500	U
591786	2-Hexanone	500	U
142289	1,3-dichloropropane	500	U
127184	Tetrachloroethene	500	U

V-54

1A

VOLATILE ORGANICS ANALYSIS DATA SHEET

EPA SAMPLE NO.

MW13DL

Lab Name: ACCREDITED ANALYTICAL RES Contract: _____

Lab Code: _____ Case No.: 2946 SAS No.: _____ SDG No.: _____

Matrix: (soil/water) WATER Lab Sample ID: 0607275DL

Sample wt/vol: 5.0 (g/ml) ML Lab File ID: M7325.D

Level: (low/med) LOW Date Received: _____

% Moisture: not dec. _____ Date Analyzed: 8/4/06

GC Column: Rtx-624 ID: 0.18 (mm) Dilution Factor: 100.0

Soil Extract Volume _____ (uL) Soil Aliquot Volume: _____ (uL)

CONCENTRATION UNITS:

CAS NO.	COMPOUND (ug/L or ug/Kg) UG/L		Q
124481	Dibromochloromethane	500	U
100414	Ethylbenzene	1600	D
108907	Chlorobenzene	500	U
630206	1,1,1,2-Tetrachloroethane	500	U
1330207	m,p-Xylene	9100	D
95476	o-Xylene	3800	D
100425	Styrene	500	U
75252	Bromoform	500	U
98828	Isopropylbenzene	500	U
79345	1,1,2,2-Tetrachloroethane	500	U
96184	1,2,3-Trichloropropane	500	U
103651	n-Propyl benzene	200	JD
108861	Bromobenzene	500	U
108678	1,3,5-Trimethylbenzene	920	D
95498	2-Chlorotoluene	500	U
106434	4-Chlorotoluene	500	U
98066	tert-Butylbenzene	500	U
95636	1,2,4-Trimethylbenzene	2900	D
135988	sec-Butylbenzene	500	U
99876	p-Isopropyltoluene	500	U
541731	1,3-Dichlorobenzene	500	U
106467	1,4-Dichlorobenzene	500	U
104518	n-Butylbenzene	500	U
95501	1,2-Dichlorobenzene	500	U
96128	1,2-Dibromo-3-Chloropropane	500	U
120821	1,2,4-Trichlorobenzene	500	U
87683	Hexachlorobutadiene	500	U
87616	1,2,3-Trichlorobenzene	500	U

V-55

1A

VOLATILE ORGANICS ANALYSIS DATA SHEET

EPA SAMPLE NO.

MW14

Lab Name: ACCREDITED ANALYTICAL RES Contract: _____

Lab Code: _____ Case No.: 2946 SAS No.: _____ SDG No.: _____

Matrix: (soil/water) WATER Lab Sample ID: 0607276

Sample wt/vol: 5.0 (g/ml) ML Lab File ID: M7310.D

Level: (low/med) LOW Date Received: _____

% Moisture: not dec. _____ Date Analyzed: 8/4/06

GC Column: Rtx-624 ID: 0.18 (mm) Dilution Factor: 100.0

Soil Extract Volume _____ (uL) Soil Aliquot Volume: _____ (uL)

CONCENTRATION UNITS:

CAS NO.	COMPOUND	(ug/L or ug/Kg) UG/L	Q
107028	Acrolein	2500	U
107131	Acrylonitrile	550	U
67641	Acetone	450	JBD
75718	Dichlorodifluoromethane	500	U
74873	Chloromethane	500	U
67-64-1	Vinyl Chloride	500	U
74839	Bromomethane	500	U
75003	Chloroethane	500	U
75694	Trichoroflouromethane	500	U
75354	1,1-Dichloroethene	500	U
75150	Carbon disulfide	500	U
75092	Methylene Chloride	1100	BD
156605	trans-1,2-Dichloroethene	500	U
75343	1,1-Dichloroethane	500	U
108054	Vinyl acetate	500	U
590207	2,2-Dichloropropane	500	U
789333	2-Butanone	500	U
156592	cis-1,2-Dichloroethene	140	JD
67-66-3	Chloroform	500	U
74975	Bromochloromethane	500	U
71556	1,1,1-Trichloroethane	500	U
563586	1,1-Dichloropropene	500	U
56235	Carbon Tetrachloride	500	U
107062	1,2-Dichloroethane	500	U
71432	Benzene	3800	D
79016	Trichloroethene	500	U
78875	1,2-Dichloropropane	500	U
75274	Bromodichloromethane	500	U
74953	Dibromomethane	500	U
110758	2-Chloroethylvinylether	500	U
10061015	cis-1,3-dichloropropene	500	U
108883	Toluene	20000	D
10061026	trans-1,3-Dichloropropene	500	U
79-00-5	1,1,2-Trichloroethane	500	U
108101	4-Methyl-2-pentanone	500	U
106934	1,2-Dibromoethane	500	U
591786	2-Hexanone	500	U
142289	1,3-dichloropropane	500	U
127184	Tetrachloroethene	500	U

Y-56

1A

VOLATILE ORGANICS ANALYSIS DATA SHEET

EPA SAMPLE NO.

MW14

Lab Name: ACCREDITED ANALYTICAL RES Contract: _____

Lab Code: _____ Case No.: 2946 SAS No.: _____ SDG No.: _____

Matrix: (soil/water) WATER Lab Sample ID: 0607276

Sample wt/vol: 5.0 (g/ml) ML Lab File ID: M7310.D

Level: (low/med) LOW Date Received: _____

% Moisture: not dec. _____ Date Analyzed: 8/4/06

GC Column: Rtx-624 ID: 0.18 (mm) Dilution Factor: 100.0

Soil Extract Volume _____ (uL) Soil Aliquot Volume: _____ (uL)

CONCENTRATION UNITS:

CAS NO.	COMPOUND (ug/L or ug/Kg) UG/L		Q
124481	Dibromochloromethane	500	U
100414	Ethylbenzene	4100	D
108907	Chlorobenzene	500	U
630206	1,1,1,2-Tetrachloroethane	500	U
1330207	m,p-Xylene	18000	D
95476	o-Xylene	7300	D
100425	Styrene	500	U
75252	Bromoform	500	U
98828	Isopropylbenzene	240	JD
79345	1,1,2,2-Tetrachloroethane	500	U
96184	1,2,3-Trichloropropane	500	U
103651	n-Propyl benzene	670	D
108861	Bromobenzene	500	U
108678	1,3,5-Trimethylbenzene	1700	D
95498	2-Chlorotoluene	500	U
106434	4-Chlorotoluene	500	U
98066	tert-Butylbenzene	500	U
95636	1,2,4-Trimethylbenzene	5700	D
135988	sec-Butylbenzene	500	U
99876	p-Isopropyltoluene	500	U
541731	1,3-Dichlorobenzene	500	U
106467	1,4-Dichlorobenzene	500	U
104518	n-Butylbenzene	500	U
95501	1,2-Dichlorobenzene	500	U
96128	1,2-Dibromo-3-Chloropropane	500	U
120821	1,2,4-Trichlorobenzene	500	U
87683	Hexachlorobutadiene	500	U
87616	1,2,3-Trichlorobenzene	500	U

Y-57

1A

VOLATILE ORGANICS ANALYSIS DATA SHEET

EPA SAMPLE NO.

MW15

Lab Name: ACCREDITED ANALYTICAL RES Contract: _____

Lab Code: _____ Case No.: 2946 SAS No.: _____ SDG No.: _____

Matrix: (soil/water) WATER Lab Sample ID: 0607277

Sample wt/vol: 5.0 (g/ml) ML Lab File ID: D4536.D

Level: (low/med) LOW Date Received: _____

% Moisture: not dec. _____ Date Analyzed: 8/9/06

GC Column: Rtx-624 ID: 0.18 (mm) Dilution Factor: 1.0

Soil Extract Volume _____ (uL) Soil Aliquot Volume: _____ (uL)

CONCENTRATION UNITS:

CAS NO.	COMPOUND	(ug/L or ug/Kg) UG/L	Q
107028	Acrolein	25	U
107131	Acrylonitrile	6	U
67641	Acetone	10	B
75718	Dichlorodifluoromethane	5	U
74873	Chloromethane	5	U
67-64-1	Vinyl Chloride	5	U
74839	Bromomethane	5	U
75003	Chloroethane	5	U
75694	Trichoroflouromethane	5	U
75354	1,1-Dichloroethene	5	U
75150	Carbon disulfide	5	U
75092	Methylene Chloride	5	B
156605	trans-1,2-Dichloroethene	5	U
75343	1,1-Dichloroethane	5	U
108054	Vinyl acetate	5	U
590207	2,2-Dichloropropane	5	U
789333	2-Butanone	5	J
156592	cis-1,2-Dichloroethene	5	U
67-66-3	Chloroform	5	U
74975	Bromochloromethane	5	U
71556	1,1,1-Trichloroethane	5	U
563586	1,1-Dichloropropene	5	U
56235	Carbon Tetrachloride	5	U
107062	1,2-Dichloroethane	5	U
71432	Benzene	5	U
79016	Trichloroethene	5	U
78875	1,2-Dichloropropane	5	U
75274	Bromodichloromethane	5	U
74953	Dibromomethane	5	U
110758	2-Chloroethylvinylether	5	U
10061015	cis-1,3-dichloropropene	5	U
108883	Toluene	5	U
10061026	trans-1,3-Dichloropropene	5	U
79-00-5	1,1,2-Trichloroethane	5	U
108101	4-Methyl-2-pentanone	2	J
106934	1,2-Dibromoethane	5	U
591786	2-Hexanone	5	U
142289	1,3-dichloropropane	5	U
127184	Tetrachloroethene	5	U

V-58

1A

VOLATILE ORGANICS ANALYSIS DATA SHEET

EPA SAMPLE NO.

MW15

Lab Name: ACCREDITED ANALYTICAL RES Contract: _____

Lab Code: _____ Case No.: 2946 SAS No.: _____ SDG No.: _____

Matrix: (soil/water) WATER Lab Sample ID: 0607277

Sample wt/vol: 5.0 (g/ml) ML Lab File ID: D4536.D

Level: (low/med) LOW Date Received: _____

% Moisture: not dec. _____ Date Analyzed: 8/9/06

GC Column: Rtx-624 ID: 0.18 (mm) Dilution Factor: 1.0

Soil Extract Volume _____ (uL) Soil Aliquot Volume: _____ (uL)

CONCENTRATION UNITS:

CAS NO.	COMPOUND	(ug/L or ug/Kg) UG/L	Q
124481	Dibromochloromethane	5	U
100414	Ethylbenzene	14	
108907	Chlorobenzene	5	U
630206	1,1,1,2-Tetrachloroethane	5	U
1330207	m,p-Xylene	6	J
95476	o-Xylene	5	U
100425	Styrene	5	U
75252	Bromoform	5	U
98828	Isopropylbenzene	3	J
79345	1,1,2,2-Tetrachloroethane	5	U
96184	1,2,3-Trichloropropane	5	U
103651	n-Propyl benzene	2	J
108861	Bromobenzene	5	U
108678	1,3,5-Trimethylbenzene	5	U
95498	2-Chlorotoluene	5	U
106434	4-Chlorotoluene	5	U
98066	tert-Butylbenzene	5	U
95636	1,2,4-Trimethylbenzene	6	
135988	sec-Butylbenzene	5	U
99876	p-Isopropyltoluene	5	U
541731	1,3-Dichlorobenzene	5	U
106467	1,4-Dichlorobenzene	5	U
104518	n-Butylbenzene	5	U
95501	1,2-Dichlorobenzene	5	U
96128	1,2-Dibromo-3-Chloropropane	5	U
120821	1,2,4-Trichlorobenzene	5	U
87683	Hexachlorobutadiene	5	U
87616	1,2,3-Trichlorobenzene	5	U

V-59

1A

VOLATILE ORGANICS ANALYSIS DATA SHEET

EPA SAMPLE NO.

MW16

Lab Name: ACCREDITED ANALYTICAL RES Contract: _____

Lab Code: _____ Case No.: 2946 SAS No.: _____ SDG No.: _____

Matrix: (soil/water) WATER Lab Sample ID: 0607278

Sample wt/vol: 5.0 (g/ml) ML Lab File ID: D4537.D

Level: (low/med) LOW Date Received: _____

% Moisture: not dec. _____ Date Analyzed: 8/9/06

GC Column: Rtx-624 ID: 0.18 (mm) Dilution Factor: 1.0

Soil Extract Volume _____ (uL) Soil Aliquot Volume: _____ (uL)

CONCENTRATION UNITS:

CAS NO.	COMPOUND	(ug/L or ug/Kg) UG/L	Q
107028	Acrolein	25	U
107131	Acrylonitrile	6	U
67641	Acetone	6	B
75718	Dichlorodifluoromethane	5	U
74873	Chloromethane	5	U
67-64-1	Vinyl Chloride	5	U
74839	Bromomethane	5	U
75003	Chloroethane	5	U
75694	Trichoroflouromethane	5	U
75354	1,1-Dichloroethene	5	U
75150	Carbon disulfide	5	U
75092	Methylene Chloride	4	JB
156605	trans-1,2-Dichloroethene	5	U
75343	1,1-Dichloroethane	5	U
108054	Vinyl acetate	5	U
590207	2,2-Dichloropropane	5	U
789333	2-Butanone	5	U
156592	cis-1,2-Dichloroethene	5	U
67-66-3	Chloroform	5	U
74975	Bromochloromethane	5	U
71556	1,1,1-Trichloroethane	5	U
563586	1,1-Dichloropropene	5	U
56235	Carbon Tetrachloride	5	U
107062	1,2-Dichloroethane	5	U
71432	Benzene	5	U
79016	Trichloroethene	5	U
78875	1,2-Dichloropropane	5	U
75274	Bromodichloromethane	5	U
74953	Dibromomethane	5	U
110758	2-Chloroethylvinylether	5	U
10061015	cis-1,3-dichloropropene	5	U
108883	Toluene	5	U
10061026	trans-1,3-Dichloropropene	5	U
79-00-5	1,1,2-Trichloroethane	5	U
108101	4-Methyl-2-pentanone	5	U
106934	1,2-Dibromoethane	5	U
591786	2-Hexanone	5	U
142289	1,3-dichloropropane	5	U
127184	Tetrachloroethene	5	U

V-60

1A

EPA SAMPLE NO.

VOLATILE ORGANICS ANALYSIS DATA SHEET

MW16

Lab Name: ACCREDITED ANALYTICAL RES Contract: _____

Lab Code: _____ Case No.: 2946 SAS No.: _____ SDG No.: _____

Matrix: (soil/water) WATER Lab Sample ID: 0607278

Sample wt/vol: 5.0 (g/ml) ML Lab File ID: D4537.D

Level: (low/med) LOW Date Received: _____

% Moisture: not dec. _____ Date Analyzed: 8/9/06

GC Column: Rtx-624 ID: 0.18 (mm) Dilution Factor: 1.0

Soil Extract Volume _____ (uL) Soil Aliquot Volume: _____ (uL)

CONCENTRATION UNITS:

CAS NO.	COMPOUND	(ug/L or ug/Kg) UG/L	Q
124481	Dibromochloromethane	5	U
100414	Ethylbenzene	5	U
108907	Chlorobenzene	5	U
630206	1,1,1,2-Tetrachloroethane	5	U
1330207	m,p-Xylene	10	U
95476	o-Xylene	5	U
100425	Styrene	5	U
75252	Bromoform	5	U
98828	Isopropylbenzene	5	U
79345	1,1,2,2-Tetrachloroethane	5	U
96184	1,2,3-Trichloropropane	5	U
103651	n-Propyl benzene	5	U
108861	Bromobenzene	5	U
108678	1,3,5-Trimethylbenzene	5	U
95498	2-Chlorotoluene	5	U
106434	4-Chlorotoluene	5	U
98066	tert-Butylbenzene	5	U
95636	1,2,4-Trimethylbenzene	5	U
135988	sec-Butylbenzene	5	U
99876	p-Isopropyltoluene	5	U
541731	1,3-Dichlorobenzene	5	U
106467	1,4-Dichlorobenzene	5	U
104518	n-Butylbenzene	5	U
95501	1,2-Dichlorobenzene	5	U
96128	1,2-Dibromo-3-Chloropropane	5	U
120821	1,2,4-Trichlorobenzene	5	U
87683	Hexachlorobutadiene	5	U
87616	1,2,3-Trichlorobenzene	5	U

Y-61

1A

VOLATILE ORGANICS ANALYSIS DATA SHEET

EPA SAMPLE NO.

MW17

Lab Name: ACCREDITED ANALYTICAL RES Contract: _____

Lab Code: _____ Case No.: 2946 SAS No.: _____ SDG No.: _____

Matrix: (soil/water) WATER Lab Sample ID: 0607279

Sample wt/vol: 5.0 (g/ml) ML Lab File ID: D4538.D

Level: (low/med) LOW Date Received: _____

% Moisture: not dec. _____ Date Analyzed: 8/9/06

GC Column: Rtx-624 ID: 0.18 (mm) Dilution Factor: 1.0

Soil Extract Volume _____ (uL) Soil Aliquot Volume: _____ (uL)

CONCENTRATION UNITS:

CAS NO.	COMPOUND	(ug/L or ug/Kg) UG/L	Q
107028	Acrolein	25	U
107131	Acrylonitrile	6	U
67641	Acetone	14	B
75718	Dichlorodifluoromethane	5	U
74873	Chloromethane	5	U
67-64-1	Vinyl Chloride	5	U
74839	Bromomethane	5	U
75003	Chloroethane	5	U
75694	Trichoroflouromethane	5	U
75354	1,1-Dichloroethene	5	U
75150	Carbon disulfide	1	J
75092	Methylene Chloride	5	JB
156605	trans-1,2-Dichloroethene	5	U
75343	1,1-Dichloroethane	5	U
108054	Vinyl acetate	5	U
590207	2,2-Dichloropropane	5	U
789333	2-Butanone	5	
156592	cis-1,2-Dichloroethene	5	U
67-66-3	Chloroform	5	U
74975	Bromochloromethane	5	U
71556	1,1,1-Trichloroethane	5	U
563586	1,1-Dichloropropene	5	U
56235	Carbon Tetrachloride	5	U
107062	1,2-Dichloroethane	5	U
71432	Benzene	5	U
79016	Trichloroethene	5	U
78875	1,2-Dichloropropane	5	U
75274	Bromodichloromethane	5	U
74953	Dibromomethane	5	U
110758	2-Chloroethylvinylether	5	U
10061015	cis-1,3-dichloropropene	5	U
108883	Toluene	3	J
10061026	trans-1,3-Dichloropropene	5	U
79-00-5	1,1,2-Trichloroethane	5	U
108101	4-Methyl-2-pentanone	5	U
106934	1,2-Dibromoethane	5	U
591786	2-Hexanone	5	U
142289	1,3-dichloropropane	5	U
127184	Tetrachloroethene	3	J

Y-62

1A

VOLATILE ORGANICS ANALYSIS DATA SHEET

EPA SAMPLE NO.

MW17

Lab Name: ACCREDITED ANALYTICAL RES Contract: _____

Lab Code: _____ Case No.: 2946 SAS No.: _____ SDG No.: _____

Matrix: (soil/water) WATER Lab Sample ID: 0607279

Sample wt/vol: 5.0 (g/ml) ML Lab File ID: D4538.D

Level: (low/med) LOW Date Received: _____

% Moisture: not dec. _____ Date Analyzed: 8/9/06

GC Column: Rtx-624 ID: 0.18 (mm) Dilution Factor: 1.0

Soil Extract Volume _____ (uL) Soil Aliquot Volume: _____ (uL)

CONCENTRATION UNITS:

CAS NO.	COMPOUND	(ug/L or ug/Kg) UG/L	Q
124481	Dibromochloromethane	5	U
100414	Ethylbenzene	4	J
108907	Chlorobenzene	5	U
630206	1,1,1,2-Tetrachloroethane	5	U
1330207	m,p-Xylene	27	
95476	o-Xylene	19	
100425	Styrene	5	U
75252	Bromoform	5	U
98828	Isopropylbenzene	25	
79345	1,1,2,2-Tetrachloroethane	5	U
96184	1,2,3-Trichloropropane	5	U
103651	n-Propyl benzene	9	
108861	Bromobenzene	5	U
108678	1,3,5-Trimethylbenzene	70	
95498	2-Chlorotoluene	5	U
106434	4-Chlorotoluene	5	U
98066	tert-Butylbenzene	5	U
95636	1,2,4-Trimethylbenzene	150	
135988	sec-Butylbenzene	3	J
99876	p-Isopropyltoluene	5	J
541731	1,3-Dichlorobenzene	5	U
106467	1,4-Dichlorobenzene	5	U
104518	n-Butylbenzene	5	U
95501	1,2-Dichlorobenzene	5	U
96128	1,2-Dibromo-3-Chloropropane	5	U
120821	1,2,4-Trichlorobenzene	5	U
87683	Hexachlorobutadiene	5	U
87616	1,2,3-Trichlorobenzene	5	U

V-63

1A

VOLATILE ORGANICS ANALYSIS DATA SHEET

EPA SAMPLE NO.

FIELDBLANK

Lab Name: ACCREDITED ANALYTICAL RES Contract: _____

Lab Code: _____ Case No.: 2946 SAS No.: _____ SDG No.: _____

Matrix: (soil/water) WATER Lab Sample ID: 0607280

Sample wt/vol: 5.0 (g/ml) ML Lab File ID: M7288.D

Level: (low/med) LOW Date Received: _____

% Moisture: not dec. _____ Date Analyzed: 8/3/06

GC Column: Rtx-624 ID: 0.18 (mm) Dilution Factor: 1.0

Soil Extract Volume _____ (uL) Soil Aliquot Volume: _____ (uL)

CONCENTRATION UNITS:

CAS NO.	COMPOUND	(ug/L or ug/Kg) UG/L	Q
107028	Acrolein	25	U
107131	Acrylonitrile	6	U
67641	Acetone	5	JB
75718	Dichlorodifluoromethane	5	U
74873	Chloromethane	5	U
67-64-1	Vinyl Chloride	5	U
74839	Bromomethane	5	U
75003	Chloroethane	5	U
75694	Trichoroflouromethane	5	U
75354	1,1-Dichloroethene	5	U
75150	Carbon disulfide	5	U
75092	Methylene Chloride	7	B
156605	trans-1,2-Dichloroethene	5	U
75343	1,1-Dichloroethane	5	U
108054	Vinyl acetate	5	U
590207	2,2-Dichloropropane	5	U
789333	2-Butanone	5	U
156592	cis-1,2-Dichloroethene	5	U
67-66-3	Chloroform	5	U
74975	Bromochloromethane	5	U
71556	1,1,1-Trichloroethane	5	U
563586	1,1-Dichloropropene	5	U
56235	Carbon Tetrachloride	5	U
107062	1,2-Dichloroethane	5	U
71432	Benzene	5	U
79016	Trichloroethene	5	U
78875	1,2-Dichloropropane	5	U
75274	Bromodichloromethane	5	U
74953	Dibromomethane	5	U
110758	2-Chloroethylvinylether	5	U
10061015	cis-1,3-dichloropropene	5	U
108883	Toluene	5	U
10061026	trans-1,3-Dichloropropene	5	U
79-00-5	1,1,2-Trichloroethane	5	U
108101	4-Methyl-2-pentanone	5	U
106934	1,2-Dibromoethane	5	U
591786	2-Hexanone	5	U
142289	1,3-dichloropropane	5	U
127184	Tetrachloroethene	5	U

V-64

1A

VOLATILE ORGANICS ANALYSIS DATA SHEET

EPA SAMPLE NO.

FIELDBLANK

Lab Name: ACCREDITED ANALYTICAL RES Contract: _____

Lab Code: _____ Case No.: 2946 SAS No.: _____ SDG No.: _____

Matrix: (soil/water) WATER Lab Sample ID: 0607280

Sample wt/vol: 5.0 (g/ml) ML Lab File ID: M7288.D

Level: (low/med) LOW Date Received: _____

% Moisture: not dec. _____ Date Analyzed: 8/3/06

GC Column: Rtx-624 ID: 0.18 (mm) Dilution Factor: 1.0

Soil Extract Volume _____ (uL) Soil Aliquot Volume: _____ (uL)

CONCENTRATION UNITS:

CAS NO.	COMPOUND	(ug/L or ug/Kg) UG/L	Q
124481	Dibromochloromethane	5	U
100414	Ethylbenzene	5	U
108907	Chlorobenzene	5	U
630206	1,1,1,2-Tetrachloroethane	5	U
1330207	m,p-Xylene	10	U
95476	o-Xylene	5	U
100425	Styrene	5	U
75252	Bromoform	5	U
98828	Isopropylbenzene	5	U
79345	1,1,2,2-Tetrachloroethane	5	U
96184	1,2,3-Trichloropropane	5	U
103651	n-Propyl benzene	5	U
108861	Bromobenzene	5	U
108678	1,3,5-Trimethylbenzene	5	U
95498	2-Chlorotoluene	5	U
106434	4-Chlorotoluene	5	U
98066	tert-Butylbenzene	5	U
95636	1,2,4-Trimethylbenzene	5	U
135988	sec-Butylbenzene	5	U
99876	p-Isopropyltoluene	5	U
541731	1,3-Dichlorobenzene	5	U
106467	1,4-Dichlorobenzene	5	U
104518	n-Butylbenzene	5	U
95501	1,2-Dichlorobenzene	5	U
96128	1,2-Dibromo-3-Chloropropane	5	U
120821	1,2,4-Trichlorobenzene	5	U
87683	Hexachlorobutadiene	5	U
87616	1,2,3-Trichlorobenzene	5	U

Y-65

1A

VOLATILE ORGANICS ANALYSIS DATA SHEET

EPA SAMPLE NO.

TRIP BLANK

Lab Name: ACCREDITED ANALYTICAL RES Contract: _____

Lab Code: _____ Case No.: 2946 SAS No.: _____ SDG No.: _____

Matrix: (soil/water) WATER Lab Sample ID: 0607281

Sample wt/vol: 5.0 (g/ml) ML Lab File ID: M7289.D

Level: (low/med) LOW Date Received: _____

% Moisture: not dec. _____ Date Analyzed: 8/3/06

GC Column: Rtx-624 ID: 0.18 (mm) Dilution Factor: 1.0

Soil Extract Volume _____ (uL) Soil Aliquot Volume: _____ (uL)

CONCENTRATION UNITS:

CAS NO.	COMPOUND	(ug/L or ug/Kg) UG/L	Q
107028	Acrolein	25	U
107131	Acrylonitrile	6	U
67641	Acetone	9	B
75718	Dichlorodifluoromethane	5	U
74873	Chloromethane	5	U
67-64-1	Vinyl Chloride	5	U
74839	Bromomethane	5	U
75003	Chloroethane	5	U
75694	Trichoroflouromethane	5	U
75354	1,1-Dichloroethene	5	U
75150	Carbon disulfide	5	U
75092	Methylene Chloride	8	B
156605	trans-1,2-Dichloroethene	5	U
75343	1,1-Dichloroethane	5	U
108054	Vinyl acetate	5	U
590207	2,2-Dichloropropane	5	U
789333	2-Butanone	5	U
156592	cis-1,2-Dichloroethene	5	U
67-66-3	Chloroform	5	U
74975	Bromochloromethane	5	U
71556	1,1,1-Trichloroethane	5	U
563586	1,1-Dichloropropene	5	U
56235	Carbon Tetrachloride	5	U
107062	1,2-Dichloroethane	5	U
71432	Benzene	5	U
79016	Trichloroethene	5	U
78875	1,2-Dichloropropane	5	U
75274	Bromodichloromethane	5	U
74953	Dibromomethane	5	U
110758	2-Chloroethylvinylether	5	U
10061015	cis-1,3-dichloropropene	5	U
108883	Toluene	5	U
10061026	trans-1,3-Dichloropropene	5	U
79-00-5	1,1,2-Trichloroethane	5	U
108101	4-Methyl-2-pentanone	5	U
106934	1,2-Dibromoethane	5	U
591786	2-Hexanone	5	U
142289	1,3-dichloropropane	5	U
127184	Tetrachloroethene	5	U

V-66

1A

EPA SAMPLE NO.

VOLATILE ORGANICS ANALYSIS DATA SHEET

TRIP BLANK

Lab Name: ACCREDITED ANALYTICAL RES Contract: _____

Lab Code: _____ Case No.: 2946 SAS No.: _____ SDG No.: _____

Matrix: (soil/water) WATER Lab Sample ID: 0607281

Sample wt/vol: 5.0 (g/ml) ML Lab File ID: M7289.D

Level: (low/med) LOW Date Received: _____

% Moisture: not dec. _____ Date Analyzed: 8/3/06

GC Column: Rtx-624 ID: 0.18 (mm) Dilution Factor: 1.0

Soil Extract Volume _____ (uL) Soil Aliquot Volume: _____ (uL)

CONCENTRATION UNITS:

CAS NO.	COMPOUND	(ug/L or ug/Kg) UG/L	Q
124481	Dibromochloromethane	5	U
100414	Ethylbenzene	5	U
108907	Chlorobenzene	5	U
630206	1,1,1,2-Tetrachloroethane	5	U
1330207	m,p-Xylene	10	U
95476	o-Xylene	5	U
100425	Styrene	5	U
75252	Bromoform	5	U
98828	Isopropylbenzene	5	U
79345	1,1,2,2-Tetrachloroethane	5	U
96184	1,2,3-Trichloropropane	5	U
103651	n-Propyl benzene	5	U
108861	Bromobenzene	5	U
108678	1,3,5-Trimethylbenzene	5	U
95498	2-Chlorotoluene	5	U
106434	4-Chlorotoluene	5	U
98066	tert-Butylbenzene	5	U
95636	1,2,4-Trimethylbenzene	5	U
135988	sec-Butylbenzene	5	U
99876	p-Isopropyltoluene	5	U
541731	1,3-Dichlorobenzene	5	U
106467	1,4-Dichlorobenzene	5	U
104518	n-Butylbenzene	5	U
95501	1,2-Dichlorobenzene	5	U
96128	1,2-Dibromo-3-Chloropropane	5	U
120821	1,2,4-Trichlorobenzene	5	U
87683	Hexachlorobutadiene	5	U
87616	1,2,3-Trichlorobenzene	5	U

V-60

Quantitation Report

Data File : D:\M\DATA\AUG06\M0803\M7291.D
Acq On : 3 Aug 2006 14:32
Sample : 0607263
Misc : WATER 2946 MW1
MS Integration Params: rteint.p
Quant Time: Aug 4 10:14 2006

Vial: 6
Operator:
Inst : GC/MS Ins
Multiplr: 1.00
Quant Results File: VM8A0703.R

Method : D:\M\METHODS\VM8A0703.M (RTE Integrator)
Title : VOA 8260 METHOD
Last Update : Mon Jul 03 13:08:12 2006
Response via : Initial Calibration



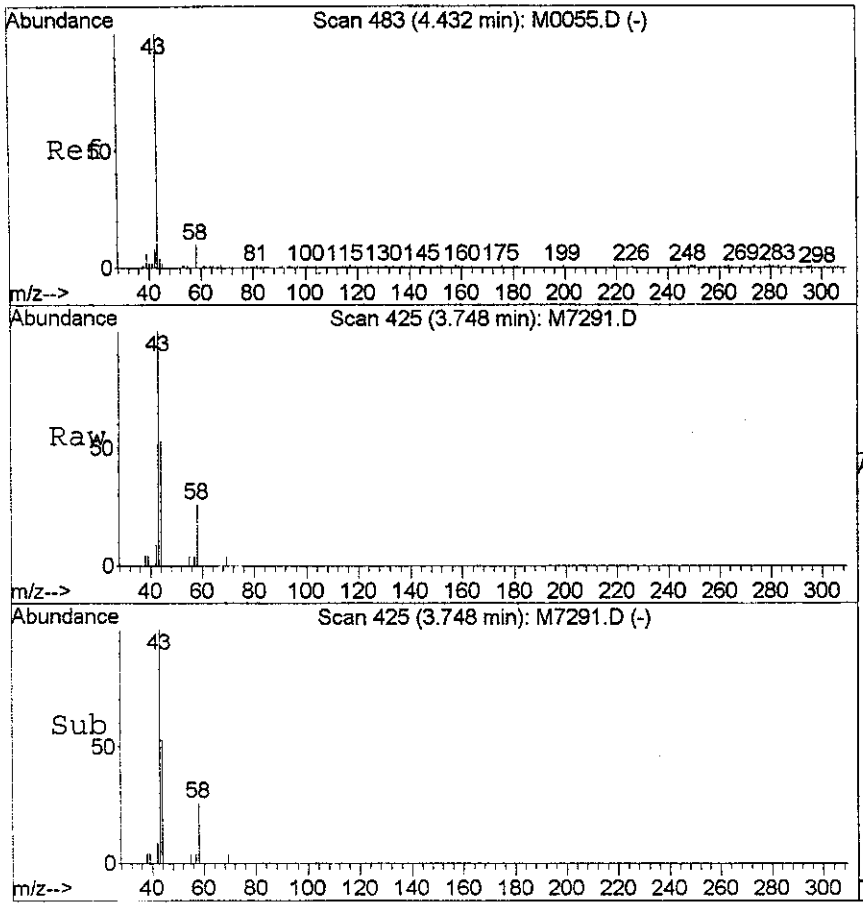

#4
Acetone
Concen: 8.09 ug/l
RT: 3.75 min Scan# 425
Delta R.T. -0.00 min
Lab File: M7291.D
Acq: 3 Aug 2006 14:32

Tgt Ion: 43 Resp: 8927

Ion	Ratio	Lower	Upper
43	100		
58	25.9	0.0	34.6

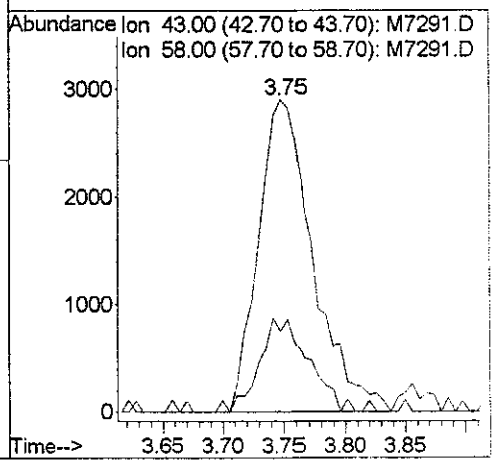

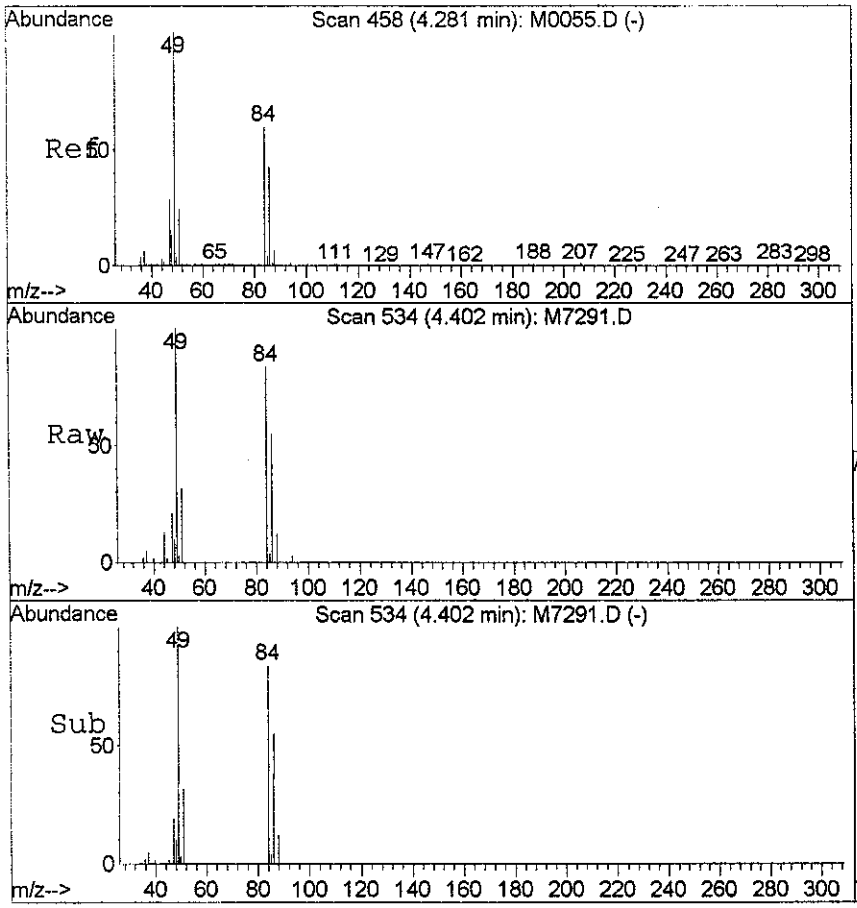

#13
Methylene Chloride
Concen: 4.63 ug/l
RT: 4.40 min Scan# 534
Delta R.T. 0.04 min
Lab File: M7291.D
Acq: 3 Aug 2006 14:32

Tgt Ion: 49 Resp: 18526

Ion	Ratio	Lower	Upper
49	100		
84	83.9	58.4	98.4
86	55.5	30.4	70.4

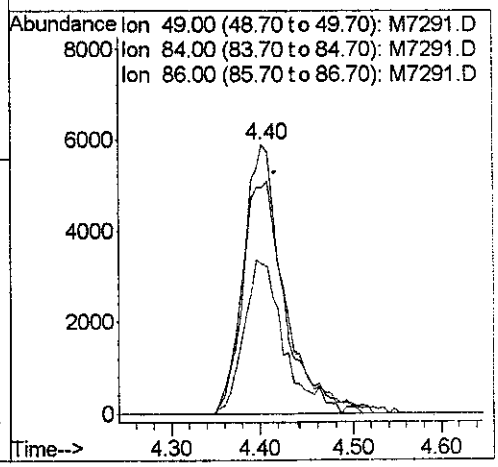

V-69

Quantitation Report (QT Reviewed)

Data File : D:\M\DATA\AUG06\M0803\M7291.D
Acq On : 3 Aug 2006 14:32
Sample : 0607263
Misc : WATER 2946 MW1
MS Integration Params: rteint.p
Quant Time: Aug 4 10:14 2006

Vial: 6
Operator:
Inst : GC/MS Ins
Multiplr: 1.00
Quant Results File: VM8A0703.RES

Quant Method : D:\M\METHODS\VM8A0703.M (RTE Integrator)
Title : VOA 8260 METHOD
Last Update : Mon Jul 03 13:08:12 2006
Response via : Initial Calibration
DataAcq Meth : VM8A0703

Internal Standards	R.T.	QIon	Response	Conc	Units	Dev(Min)
1) Pentafluorobenzene	7.48	168	189439	50.00	ug/l	0.04
24) 1,4-Difluorobenzene	8.63	114	427207	50.00	ug/l	0.04
43) Chlorobenzene-d5	13.83	117	367199	50.00	ug/l	0.05
55) 1,4-Dichlorobenzene-d4	20.00	152	136273	50.00	ug/l	0.04
System Monitoring Compounds						
25) 1,2-Dichloroethane-d4	7.94	65	136654	44.98	ug/l	0.03
Spiked Amount 50.000	Range 76 - 114		Recovery = 89.96%			
36) Toluene-d8	10.94	98	445120	48.36	ug/l	0.04
Spiked Amount 50.000	Range 88 - 110		Recovery = 96.72%			
42) Bromofluorobenzene	17.38	95	158691	46.42	ug/l	0.05
Spiked Amount 50.000	Range 86 - 115		Recovery = 92.84%			
Target Compounds						Qvalue
4) Acetone	3.75	43	8927	8.09	ug/l	73
13) Methylene Chloride	4.40	49	18526	4.63	ug/l	93

(#) = qualifier out of range (m) = manual integration

Quantitation Report

Data File : D:\M\DATA\AUG06\M0803\M7292.D
Acq On : 3 Aug 2006 15:04
Sample : 0607264
Misc : WATER 2946 MW2
MS Integration Params: rteint.p
Quant Time: Aug 14 16:13 2006

Vial: 9
Operator:
Inst : GC/MS Ins
Multiplr: 1.00
Quant Results File: VM8A0703.R

Method : D:\M\METHODS\VM8A0703.M (RTE Integrator)
Title : VOA 8260 METHOD
Last Update : Mon Jul 03 13:08:12 2006
Response via : Initial Calibration

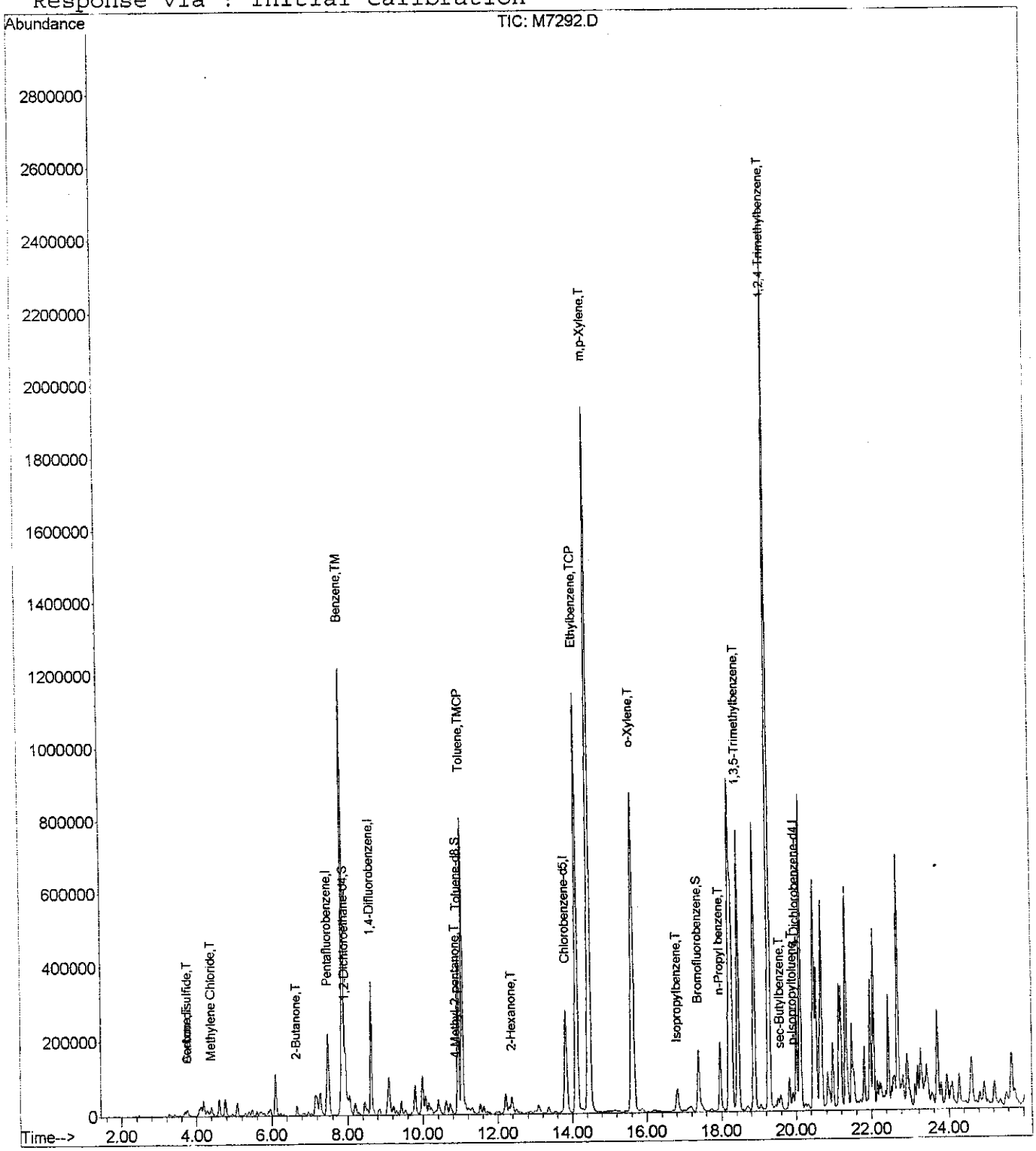

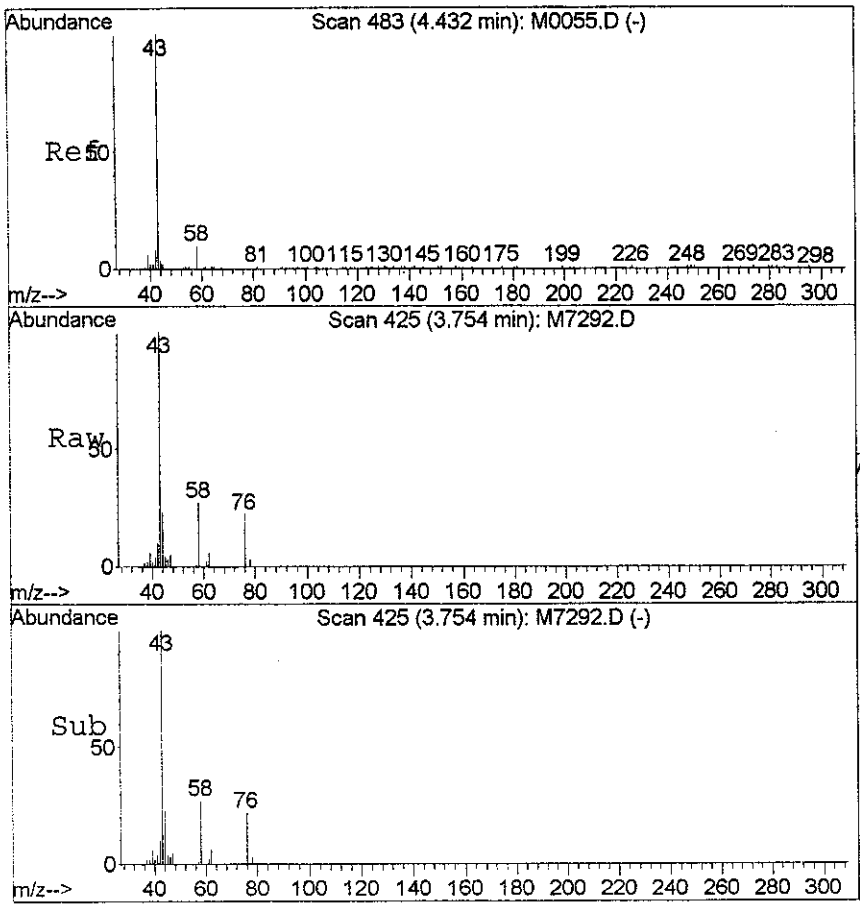

#4
Acetone
Concen: 19.35 ug/l
RT: 3.75 min Scan# 425
Delta R.T. 0.01 min
Lab File: M7292.D
Acq: 3 Aug 2006 15:04

Tgt Ion: 43 Resp: 21672

Ion	Ratio	Lower	Upper
43	100		
58	27.4	0.0	34.6

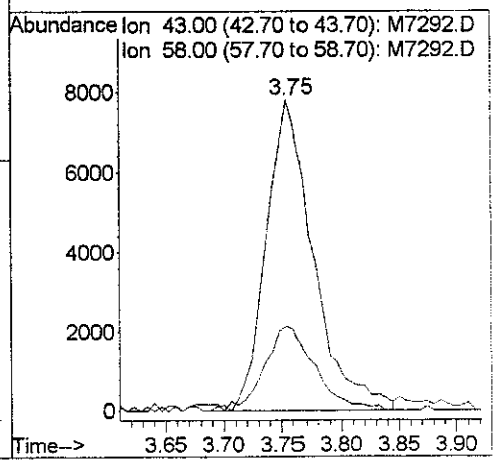

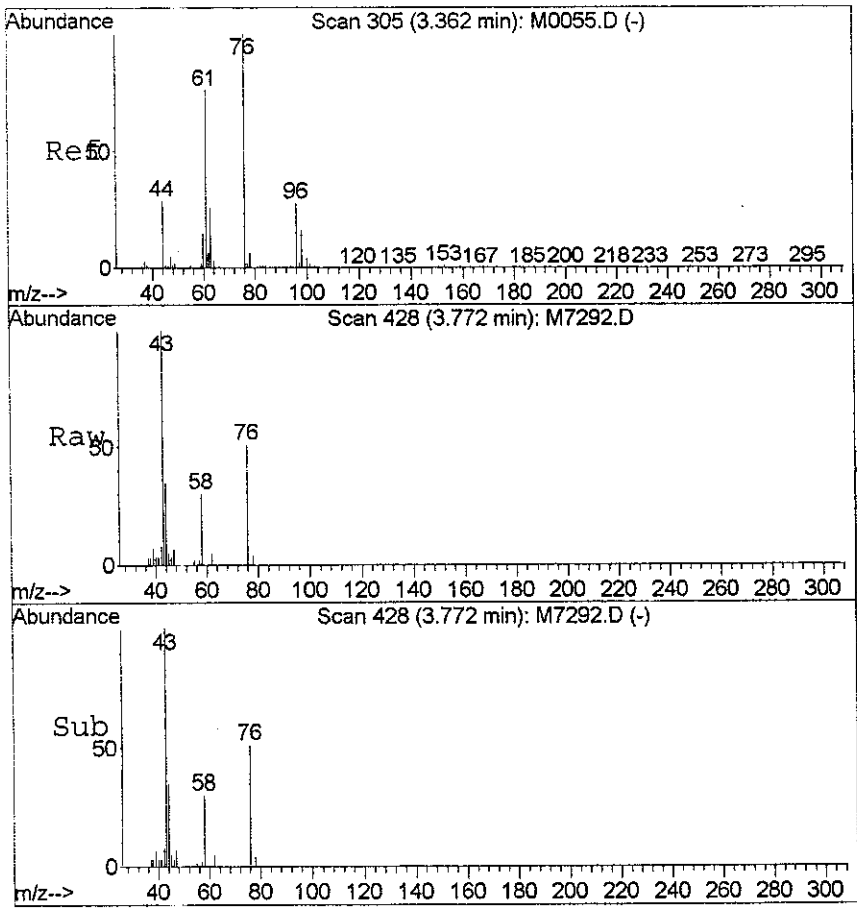

#12
Carbon disulfide
Concen: 1.18 ug/l
RT: 3.77 min Scan# 428
Delta R.T. 0.05 min
Lab File: M7292.D
Acq: 3 Aug 2006 15:04

Tgt Ion: 76 Resp: 7440

Ion	Ratio	Lower	Upper
76	100		
78	7.8	0.0	28.7
44	70.0	0.0	32.7#

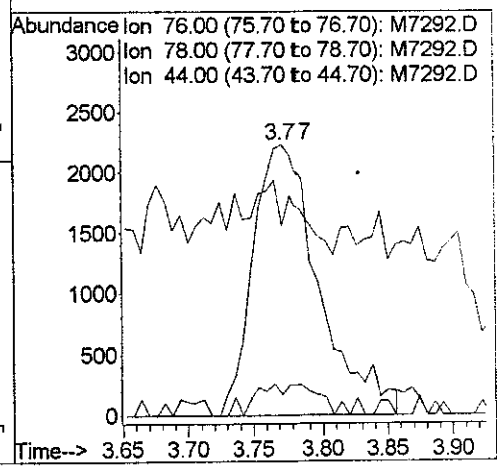

Y-72

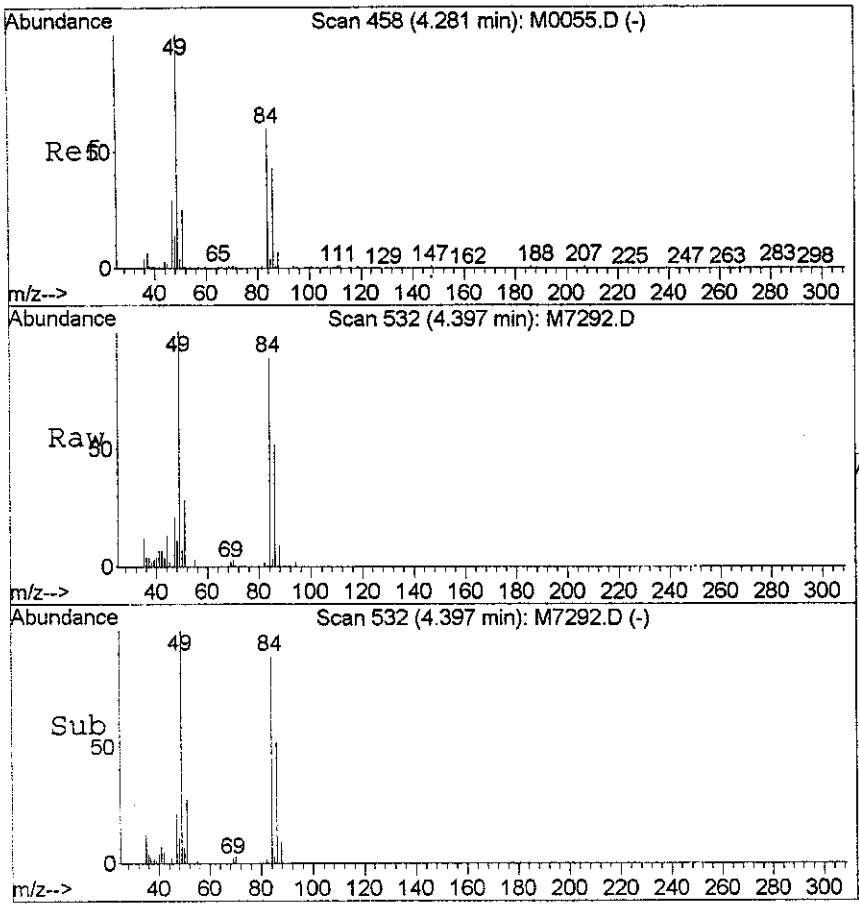

#13
Methylene Chloride
Concen: 4.62 ug/l
RT: 4.40 min Scan# 532
Delta R.T. 0.04 min
Lab File: M7292.D
Acq: 3 Aug 2006 15:04

Tgt Ion: 49 Resp: 18759

Ion	Ratio	Lower	Upper
49	100		
84	88.6	58.4	98.4
86	51.9	30.4	70.4

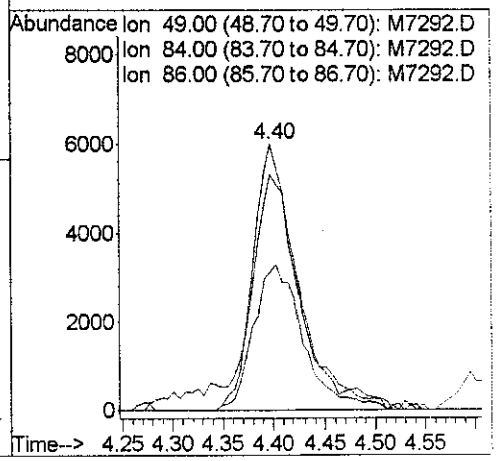

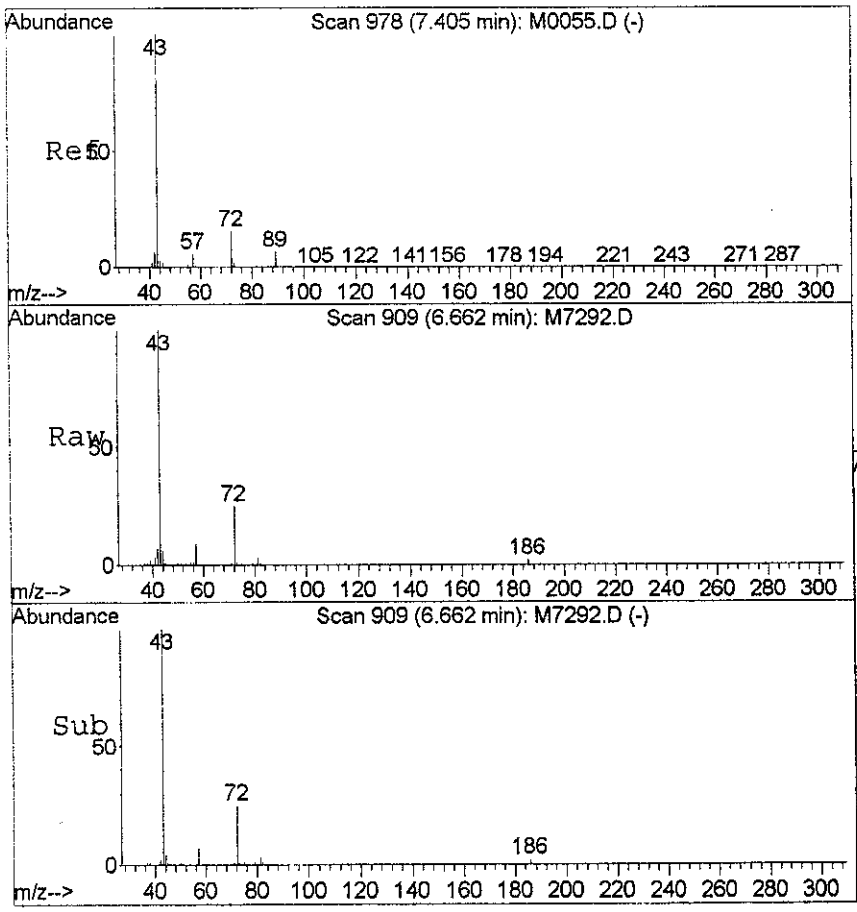

#18
2-Butanone
Concen: 30.15 ug/l
RT: 6.66 min Scan# 909
Delta R.T. 0.01 min
Lab File: M7292.D
Acq: 3 Aug 2006 15:04

Tgt Ion: 43 Resp: 45289

Ion	Ratio	Lower	Upper
43	100		
72	25.0	2.8	42.8

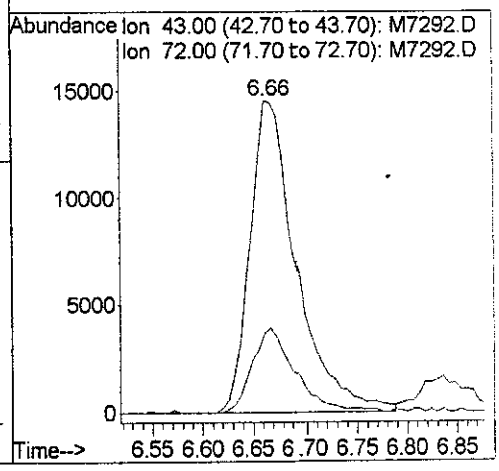

V-93

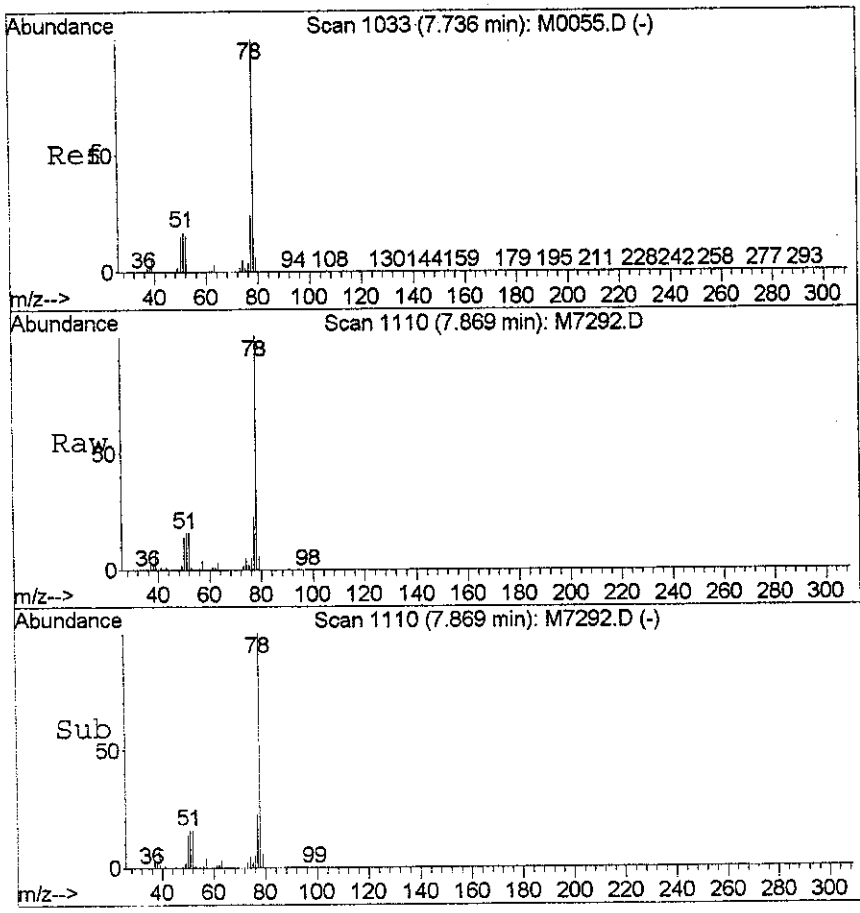

#29
Benzene
Concen: 126.53 ug/l
RT: 7.87 min Scan# 1110
Delta R.T. 0.04 min
Lab File: M7292.D
Acq: 3 Aug 2006 15:04

Tgt Ion: 78 Resp: 1587149

Ion	Ratio	Lower	Upper
78	100		
51	16.2	0.0	35.1
52	16.3	0.0	36.3

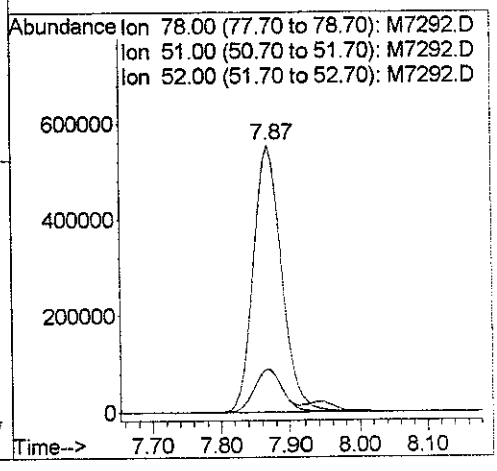

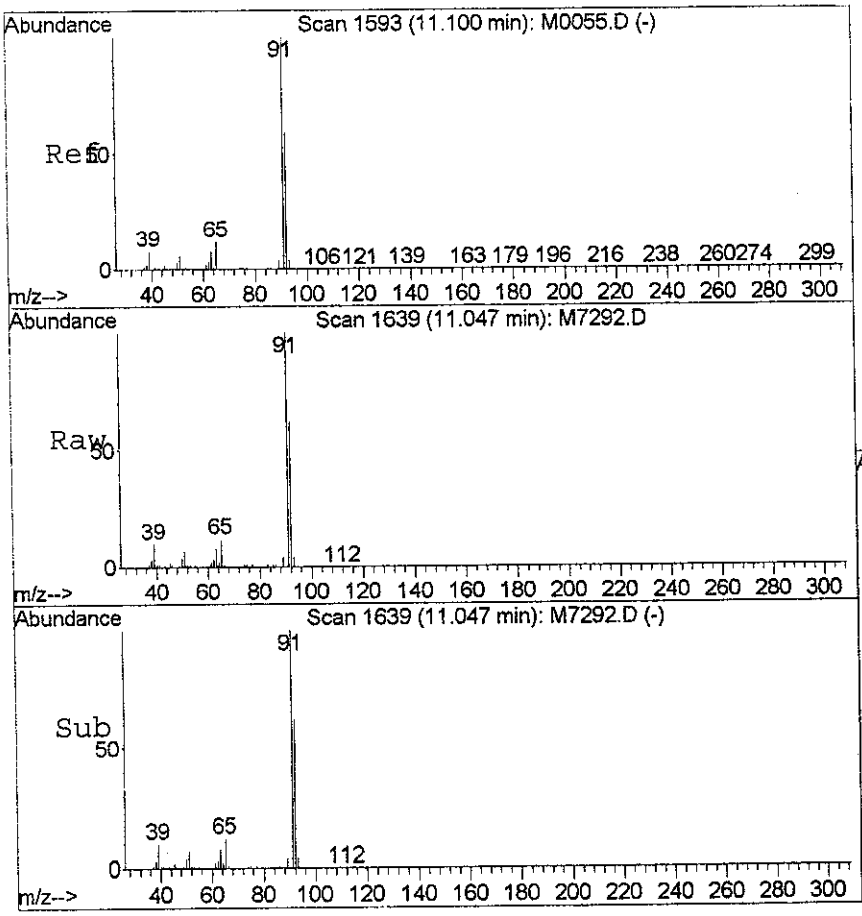

#37
Toluene
Concen: 74.96 ug/l
RT: 11.05 min Scan# 1639
Delta R.T. 0.04 min
Lab File: M7292.D
Acq: 3 Aug 2006 15:04

Tgt Ion: 91 Resp: 958574

Ion	Ratio	Lower	Upper
91	100		
92	61.5	42.2	82.2

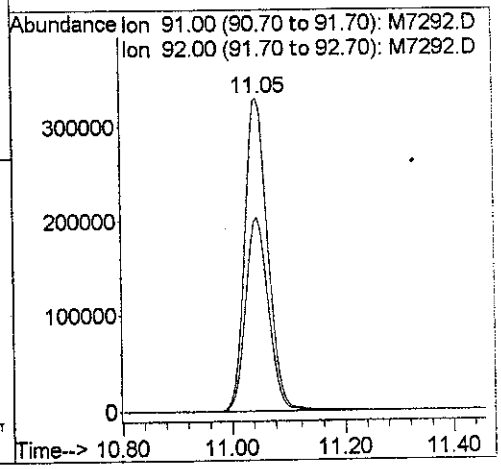

V-94

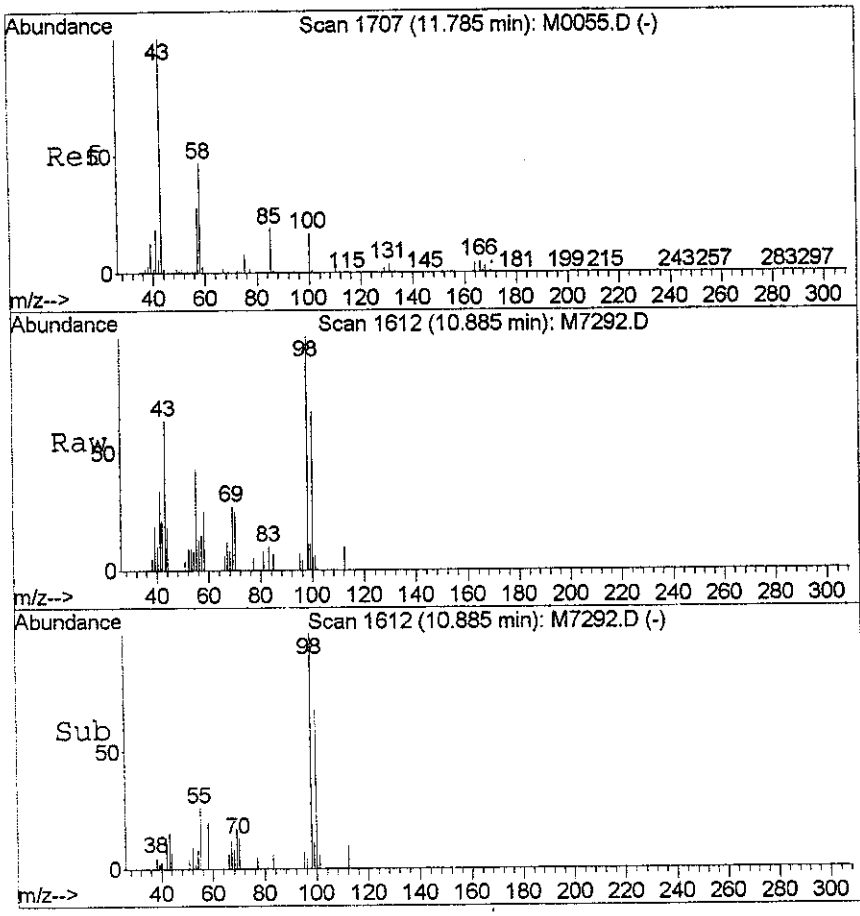

#40
4-Methyl-2-pentanone
Concen: 1.34 ug/l
RT: 10.88 min Scan# 1612
Delta R.T. 0.03 min
Lab File: M7292.D
Acq: 3 Aug 2006 15:04

Tgt Ion: 43 Resp: 4085

Ion	Ratio	Lower	Upper
43	100		
58	38.6	22.0	62.0
85	10.3	0.0	33.9

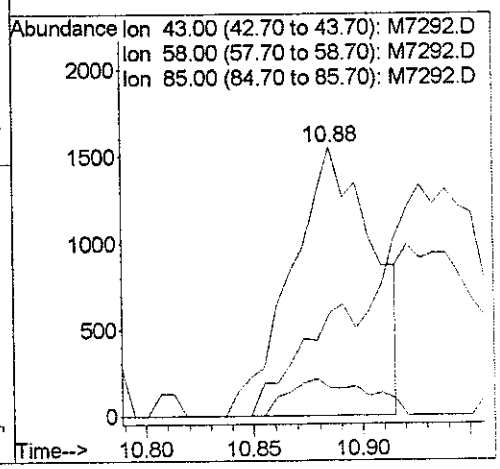

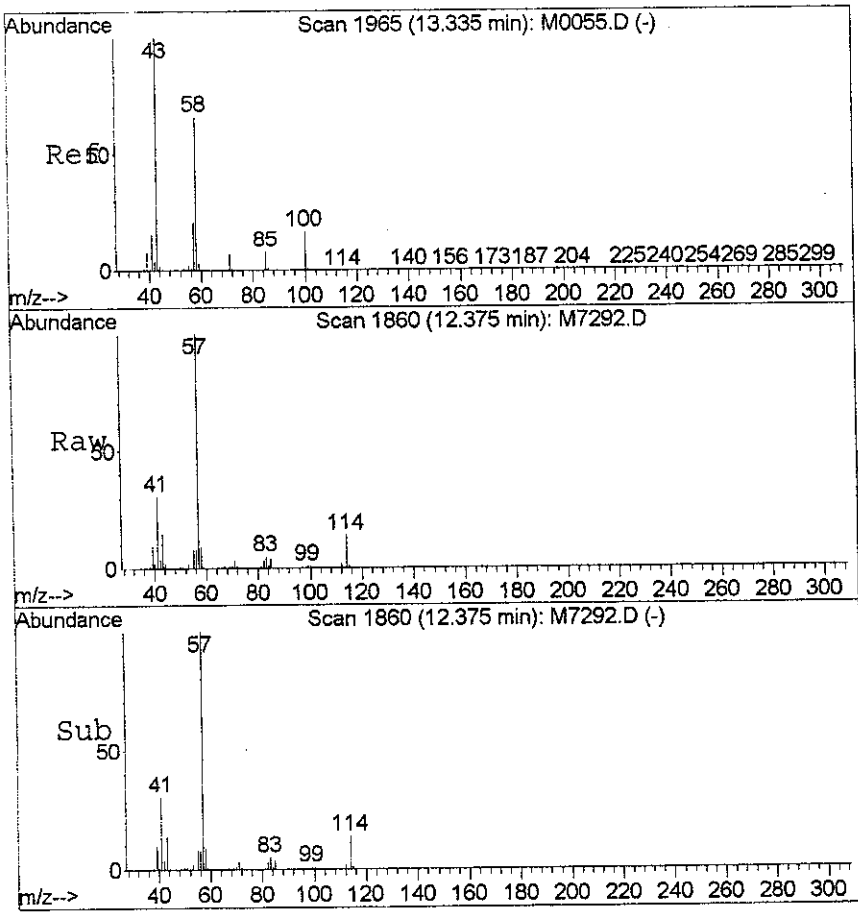

#44
2-Hexanone
Concen: 4.13 ug/l
RT: 12.37 min Scan# 1860
Delta R.T. 0.04 min
Lab File: M7292.D
Acq: 3 Aug 2006 15:04

Tgt Ion: 43 Resp: 8670

Ion	Ratio	Lower	Upper
43	100		
58	58.0	40.2	80.2
85	29.0	0.0	27.2#

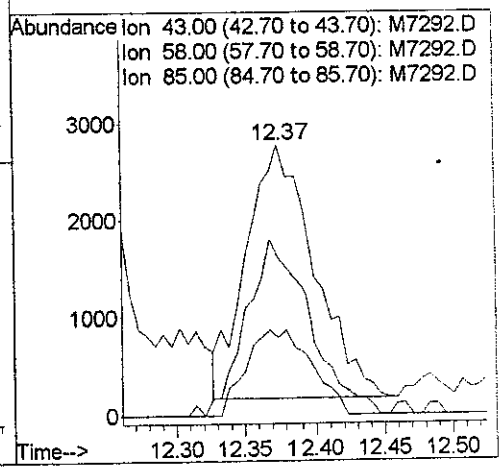

V-95

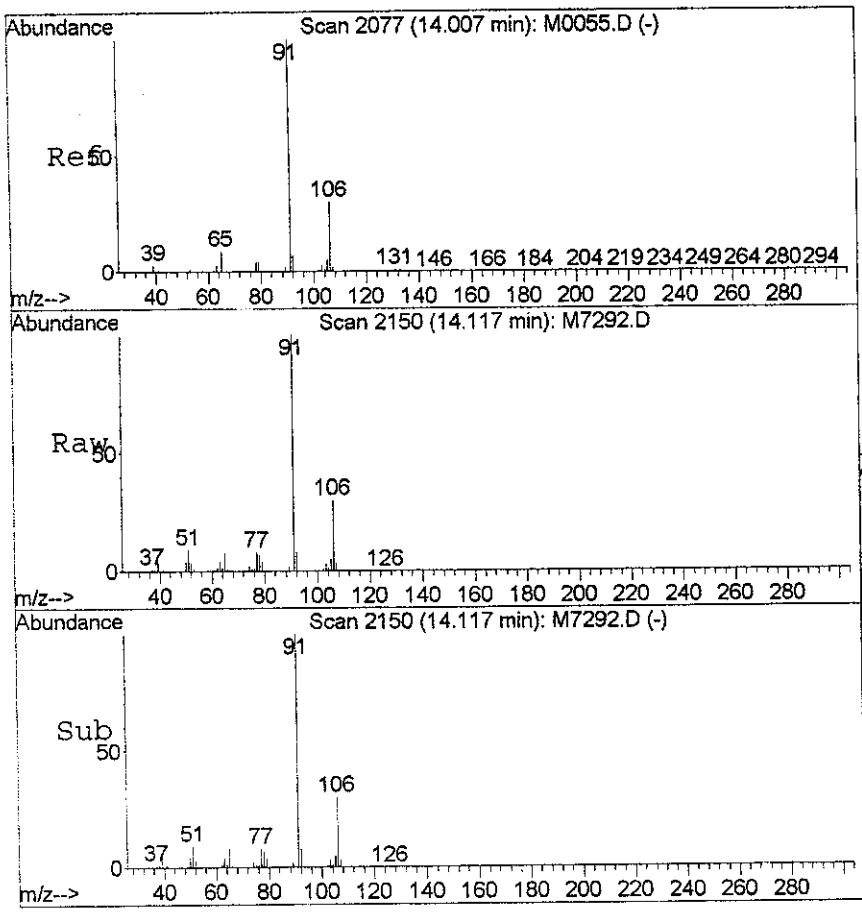

#48
Ethylbenzene
Concen: 150.15 ug/l
RT: 14.12 min Scan# 2150
Delta R.T. 0.06 min
Lab File: M7292.D
Acq: 3 Aug 2006 15:04

Tgt Ion: 91 Resp: 2115436

Ion	Ratio	Lower	Upper
91	100		
106	30.0	9.3	49.3

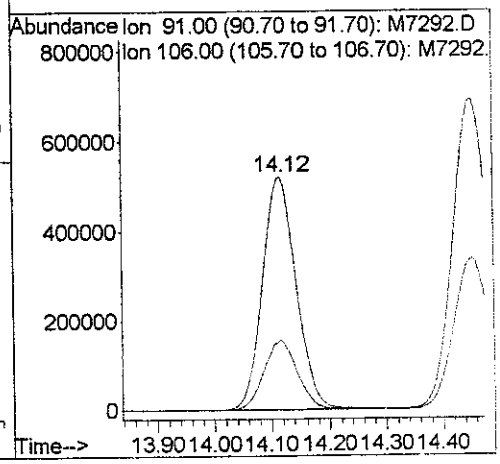

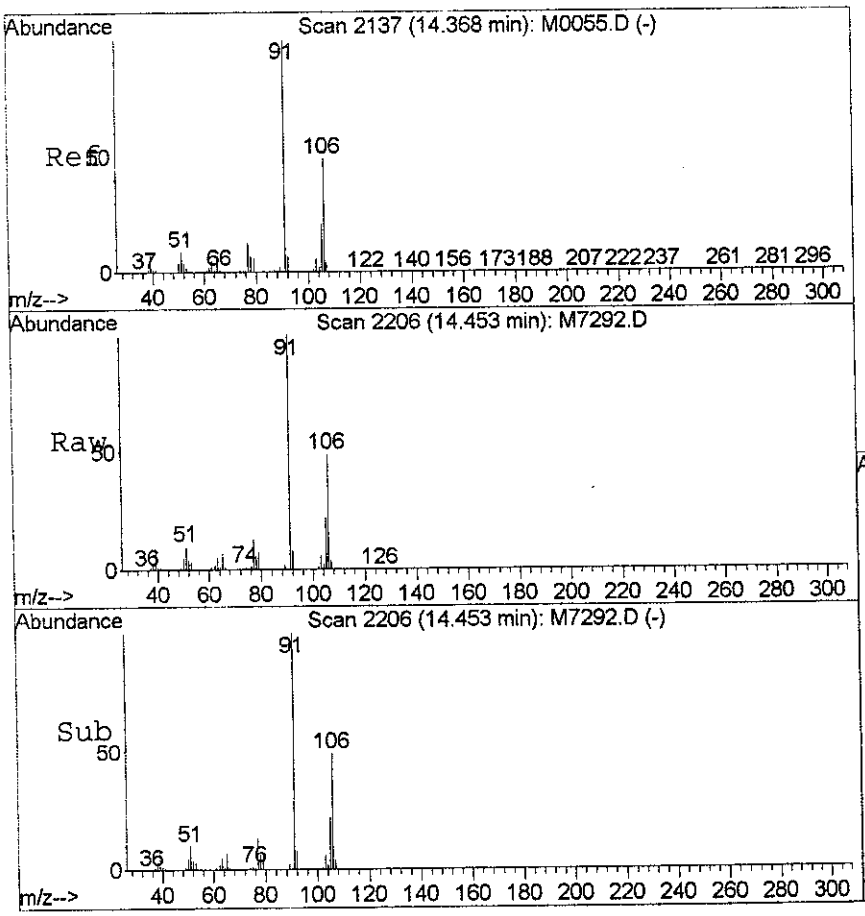

#51
m,p-Xylene
Concen: 296.29 ug/l
RT: 14.45 min Scan# 2206
Delta R.T. 0.07 min
Lab File: M7292.D
Acq: 3 Aug 2006 15:04

Tgt Ion: 91 Resp: 3045170

Ion	Ratio	Lower	Upper
91	100		
106	48.7	31.3	71.3

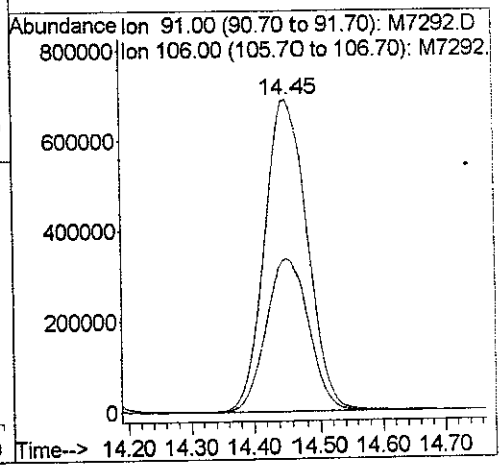

V.96

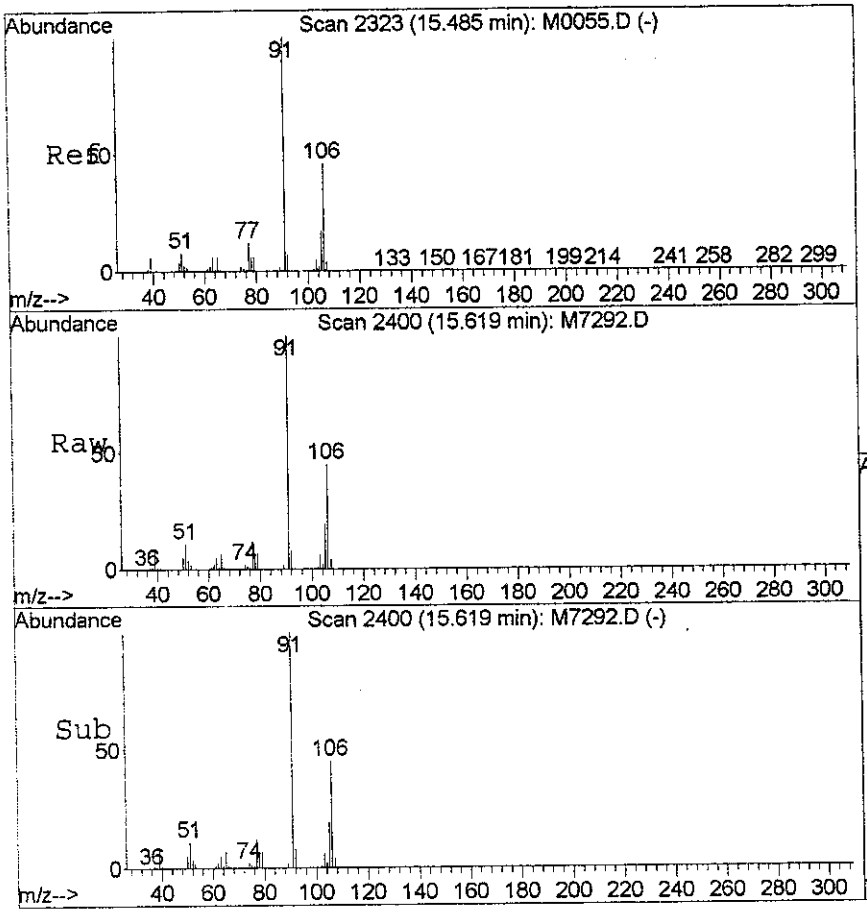

#52
o-Xylene
Concen: 154.69 ug/l
RT: 15.62 min Scan# 2400
Delta R.T. 0.07 min
Lab File: M7292.D
Acq: 3 Aug 2006 15:04

Tgt Ion: 91 Resp: 1575991

Ion	Ratio	Lower	Upper
91	100		
106	45.5	27.8	67.8

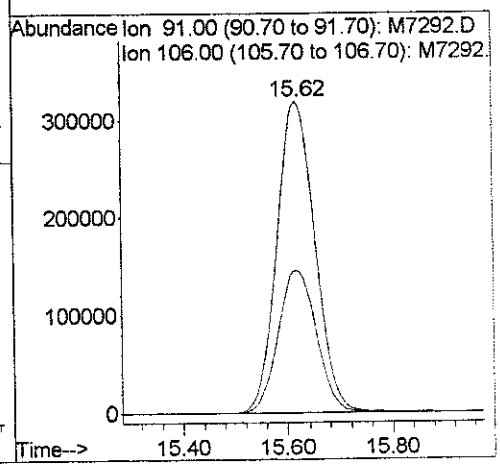

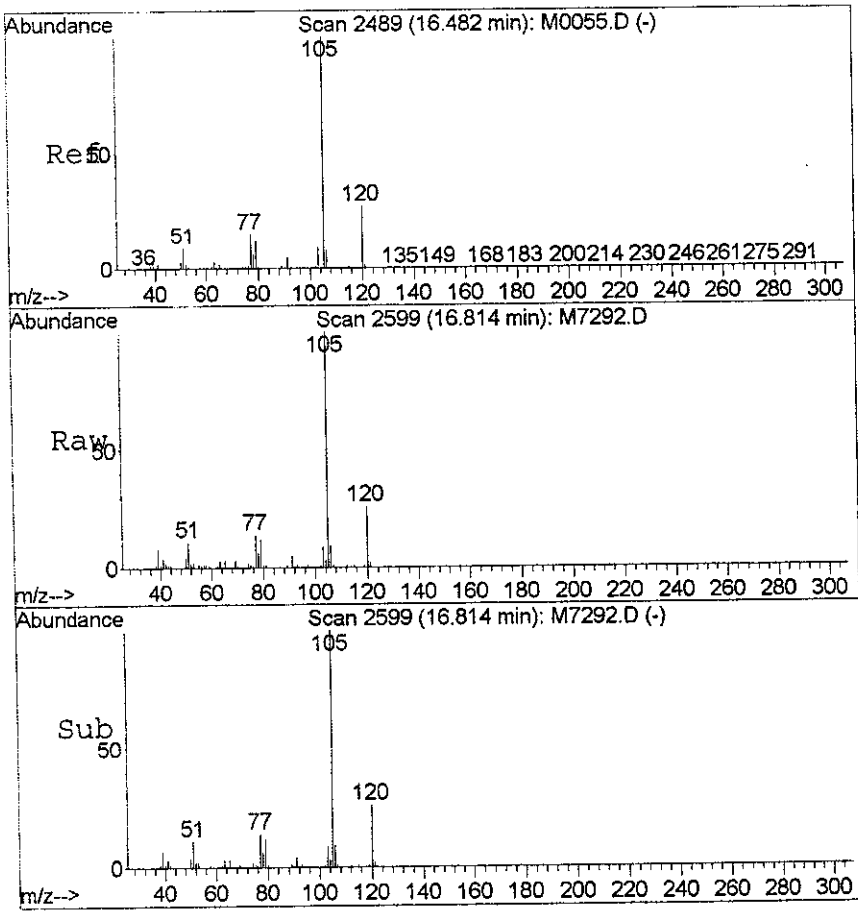

#56
Isopropylbenzene
Concen: 9.86 ug/l
RT: 16.81 min Scan# 2599
Delta R.T. 0.06 min
Lab File: M7292.D
Acq: 3 Aug 2006 15:04

Tgt Ion:105 Resp: 105580

Ion	Ratio	Lower	Upper
105	100		
120	25.8	7.0	47.0

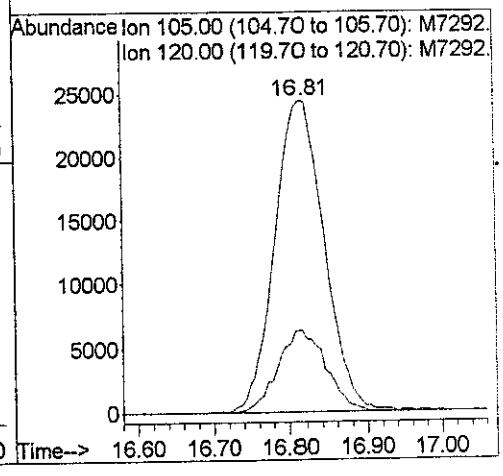

V-90

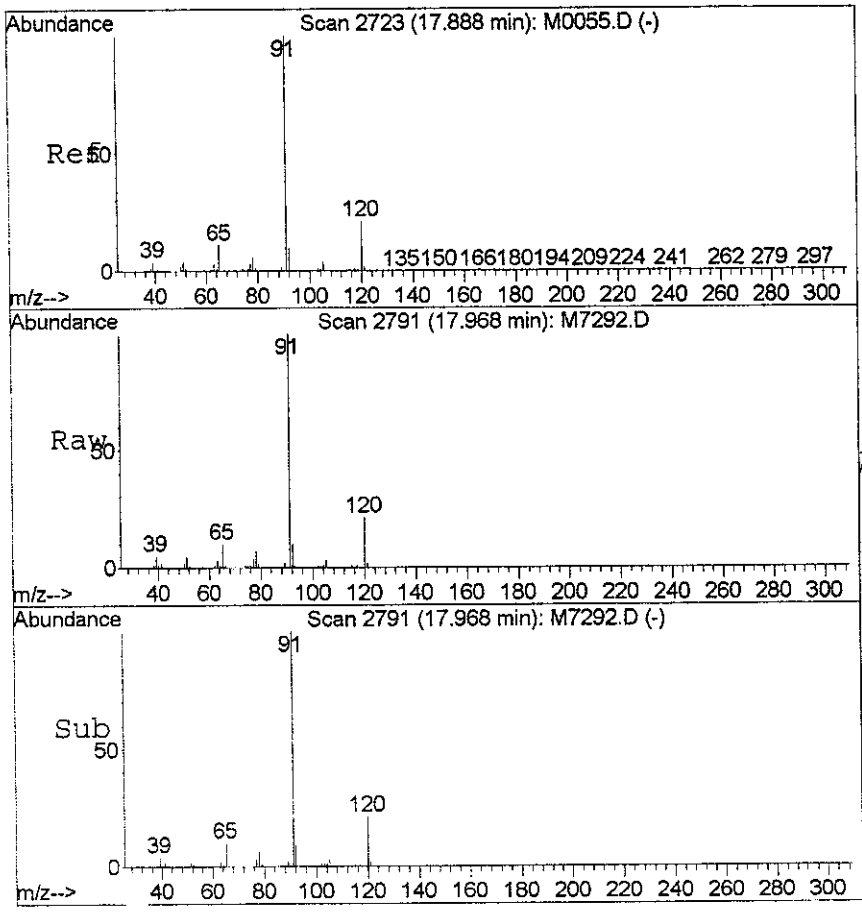

#59
n-Propyl benzene
Concen: 24.40 ug/l
RT: 17.97 min Scan# 2791
Delta R.T. 0.06 min
Lab File: M7292.D
Acq: 3 Aug 2006 15:04

Tgt Ion: 91 Resp: 342302

Ion	Ratio	Lower	Upper
91	100		
120	20.6	0.7	40.7

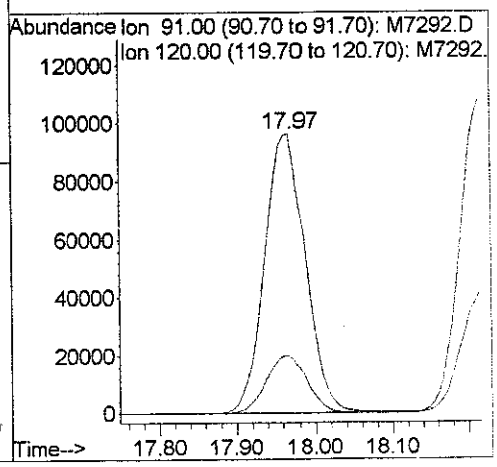

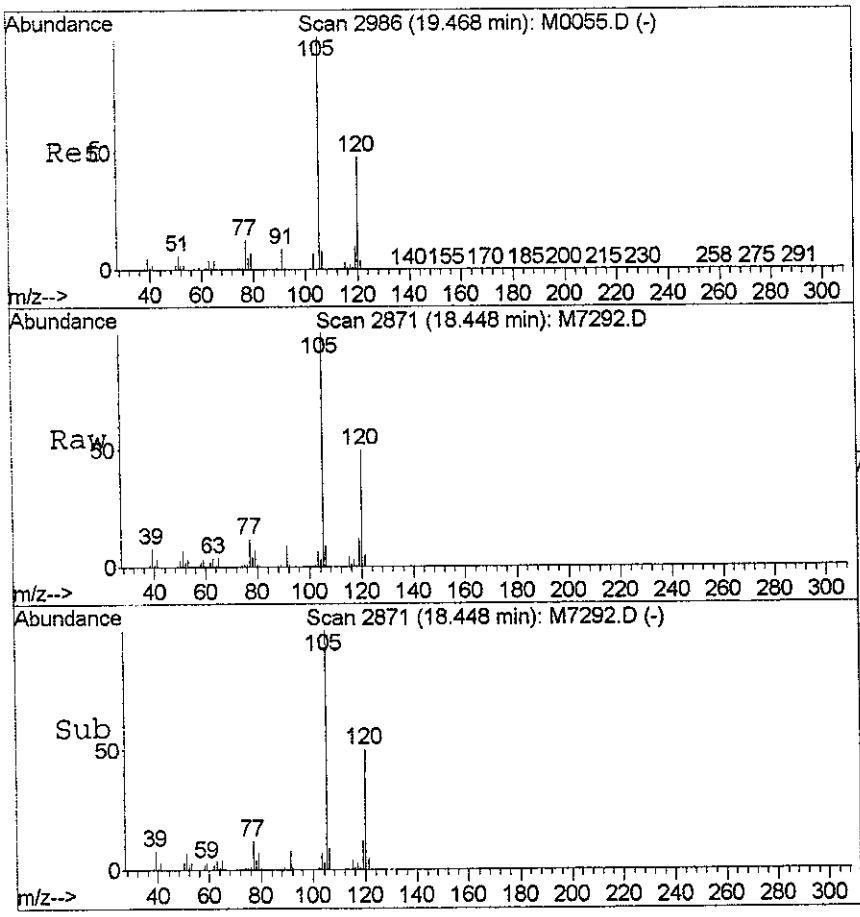

#61
1,3,5-Trimethylbenzene
Concen: 100.10 ug/l
RT: 18.45 min Scan# 2871
Delta R.T. 0.05 min
Lab File: M7292.D
Acq: 3 Aug 2006 15:04

Tgt Ion:105 Resp: 889247

Ion	Ratio	Lower	Upper
105	100		
120	50.5	33.8	73.8

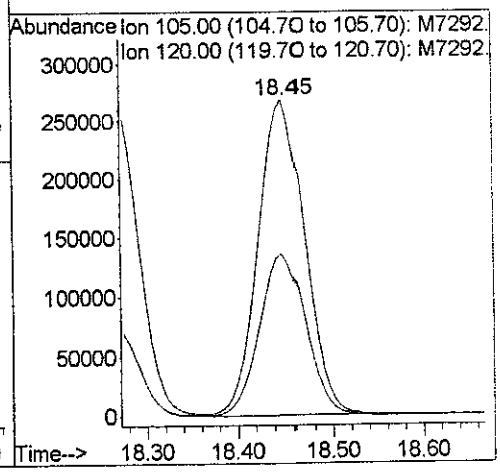

Y-08

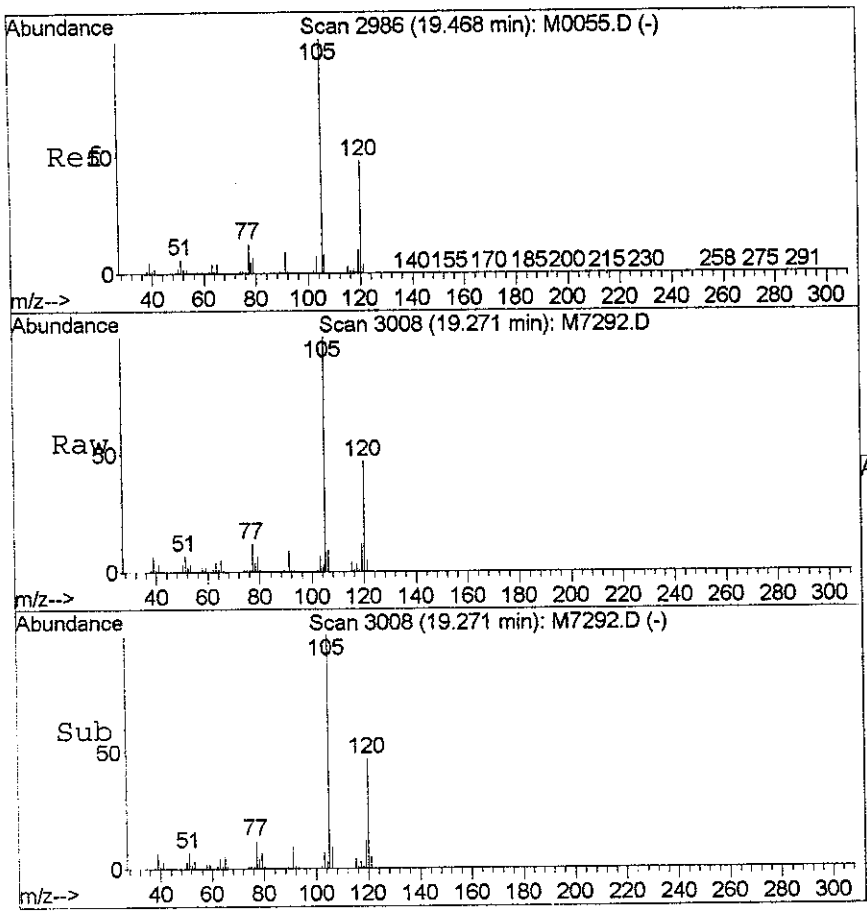

#65
1,2,4-Trimethylbenzene
Concen: 310.43 ug/l
RT: 19.27 min Scan# 3008
Delta R.T. 0.05 min
Lab File: M7292.D
Acq: 3 Aug 2006 15:04

Tgt Ion:105 Resp: 2804111

Ion	Ratio	Lower	Upper
105	100		
120	46.6	30.8	70.8
77	11.9	0.0	32.6

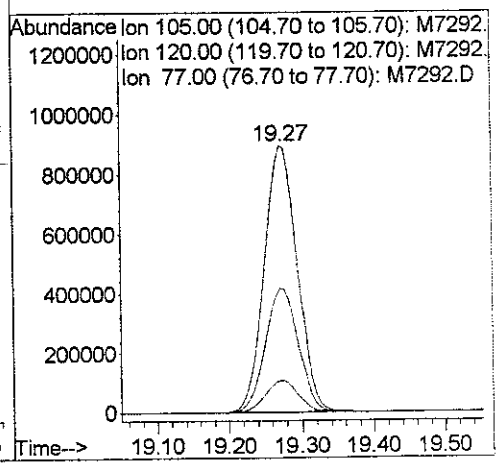

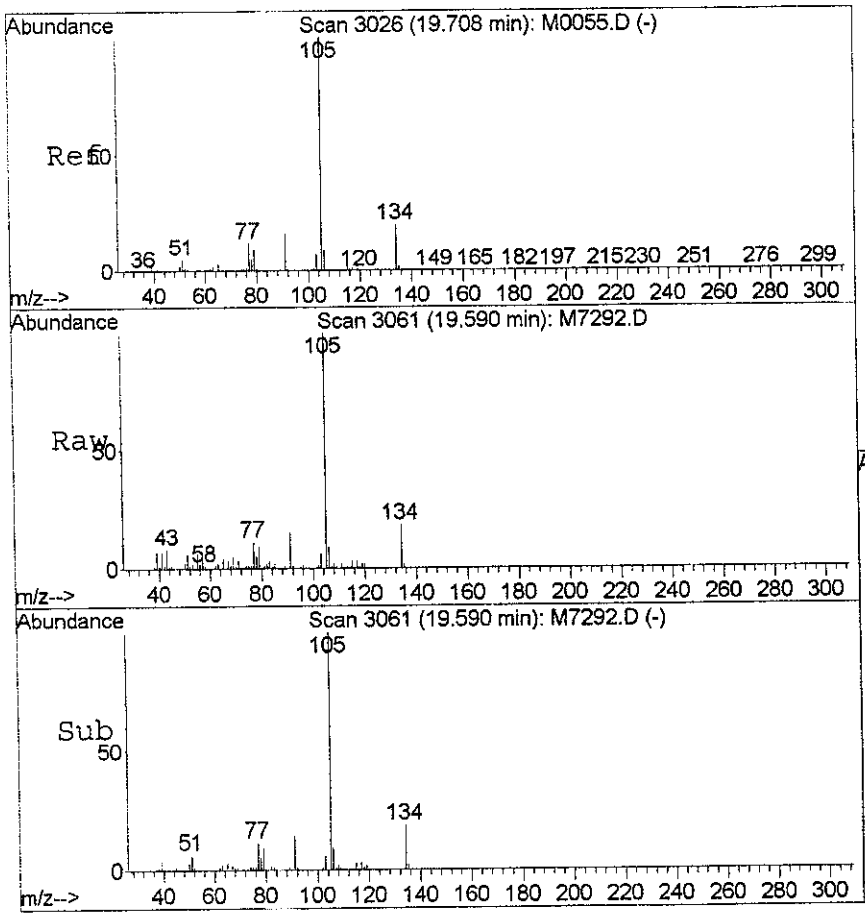

#66
sec-Butylbenzene
Concen: 3.10 ug/l m
RT: 19.59 min Scan# 3061
Delta R.T. 0.04 min
Lab File: M7292.D
Acq: 3 Aug 2006 15:04

Tgt Ion:105 Resp: 39230

Ion	Ratio	Lower	Upper
105	100		
134	17.8	0.0	39.3
91	15.0	0.0	34.1

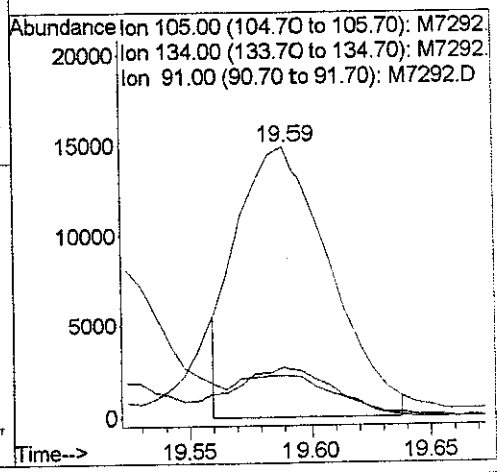

V-99

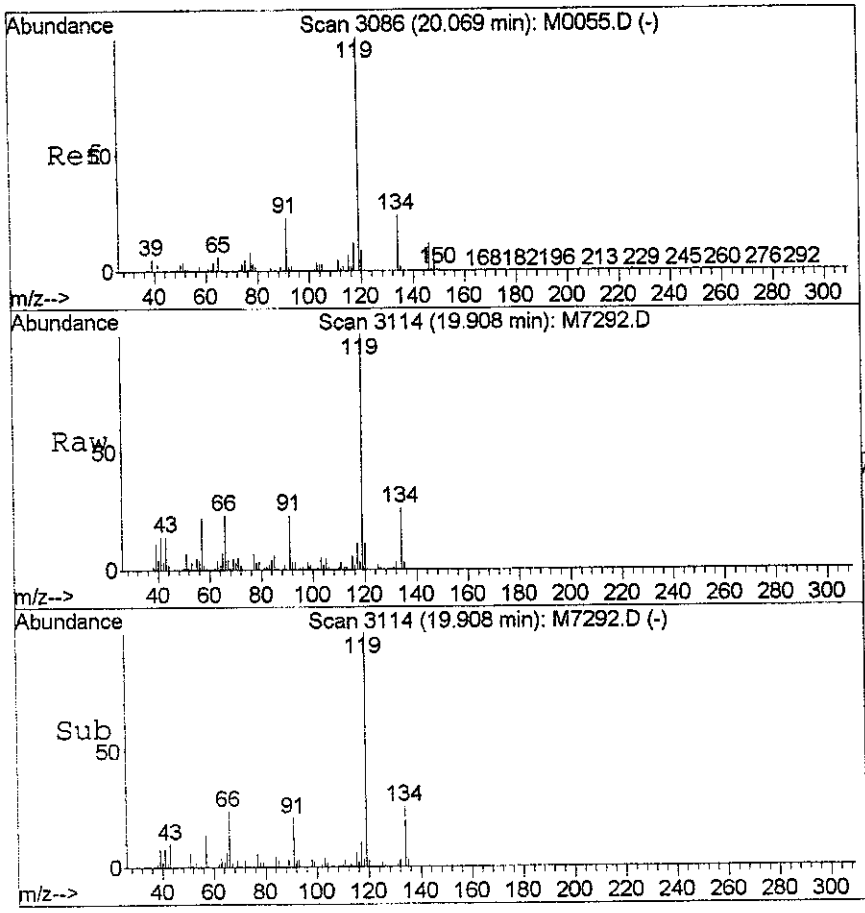

#67
p-Isopropyltoluene
Concen: 3.28 ug/l
RT: 19.91 min Scan# 3114
Delta R.T. 0.04 min
Lab File: M7292.D
Acq: 3 Aug 2006 15:04

Tgt Ion:119 Resp: 32760

Ion	Ratio	Lower	Upper
119	100		
134	25.8	7.0	47.0

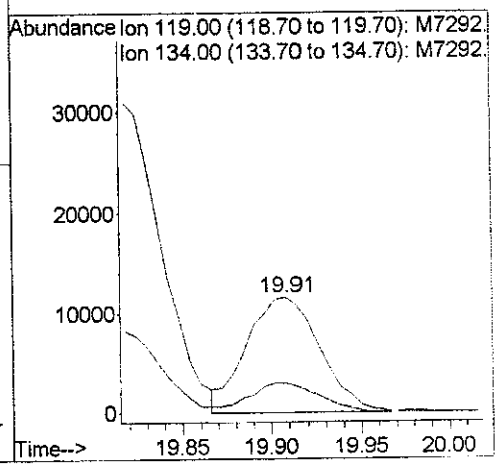

V-80

Quantitation Report (QT Reviewed)

Data File : D:\M\DATA\AUG06\M0803\M7292.D
Acq On : 3 Aug 2006 15:04
Sample : 0607264
Misc : WATER 2946 MW2
MS Integration Params: rteint.p
Quant Time: Aug 14 16:13 2006

Vial: 9
Operator:
Inst : GC/MS Ins
Multiplr: 1.00
Quant Results File: VM8A0703.RES

Quant Method : D:\M\METHODS\VM8A0703.M (RTE Integrator)
Title : VOA 8260 METHOD
Last Update : Mon Jul 03 13:08:12 2006
Response via : Initial Calibration
DataAcq Meth : VM8A0703

Internal Standards	R.T.	QIon	Response	Conc	Units	Dev(Min)
1) Pentafluorobenzene	7.49	168	192302	50.00	ug/l	0.04
24) 1,4-Difluorobenzene	8.63	114	430314	50.00	ug/l	0.04
43) Chlorobenzene-d5	13.82	117	376788	50.00	ug/l	0.05
55) 1,4-Dichlorobenzene-d4	20.00	152	134826	50.00	ug/l	0.04
System Monitoring Compounds						
25) 1,2-Dichloroethane-d4	7.94	65	141511	46.24	ug/l	0.03
Spiked Amount 50.000	Range 76 - 114		Recovery = 92.48%			
36) Toluene-d8	10.94	98	452190	48.77	ug/l	0.04
Spiked Amount 50.000	Range 88 - 110		Recovery = 97.54%			
42) Bromofluorobenzene	17.38	95	161411	46.88	ug/l	0.06
Spiked Amount 50.000	Range 86 - 115		Recovery = 93.76%			

Target Compounds						Qvalue
4) Acetone	3.75	43	21672	19.35	ug/l	69
12) Carbon disulfide	3.77	76	7440	1.18	ug/l #	13
13) Methylene Chloride	4.40	49	18759	4.62	ug/l	92
18) 2-Butanone	6.66	43	45289	30.15	ug/l	95
29) Benzene	7.87	78	1587149	126.53	ug/l	99
37) Toluene	11.05	91	958574	74.96	ug/l	99
40) 4-Methyl-2-pentanone	10.88	43	4085	1.34	ug/l	94
44) 2-Hexanone	12.37	43	8670	4.13	ug/l #	91
48) Ethylbenzene	14.12	91	2115436	150.15	ug/l	99
51) m,p-Xylene	14.45	91	3045170	296.29	ug/l	96
52) o-Xylene	15.62	91	1575991	154.69	ug/l	97
56) Isopropylbenzene	16.81	105	105580	9.86	ug/l	98
59) n-Propyl benzene	17.97	91	342302	24.40	ug/l	100
61) 1,3,5-Trimethylbenzene	18.45	105	889247	100.10	ug/l	95
65) 1,2,4-Trimethylbenzene	19.27	105	2804111	310.43	ug/l	95
66) sec-Butylbenzene	19.59	105	39230m	3.10	ug/l	
67) p-Isopropyltoluene	19.91	119	32760	3.28	ug/l	98

(#) = qualifier out of range (m) = manual integration

V-81

Quantitation Report

Data File : D:\M\DATA\AUG06\M0804\M7319.D
Acq On : 4 Aug 2006 16:52
Sample : 0607264DL
Misc : WATER 2946 MW2D-
MS Integration Params: rteint.p
Quant Time: Aug 7 10:55 2006

Vial: 11
Operator:
Inst : GC/MS Ins
Multiplr: 1.00

Quant Results File: VM8A0703.R

Method : D:\M\METHODS\VM8A0703.M (RTE Integrator)
Title : VOA 8260 METHOD
Last Update : Mon Jul 03 13:08:12 2006
Response via : Initial Calibration

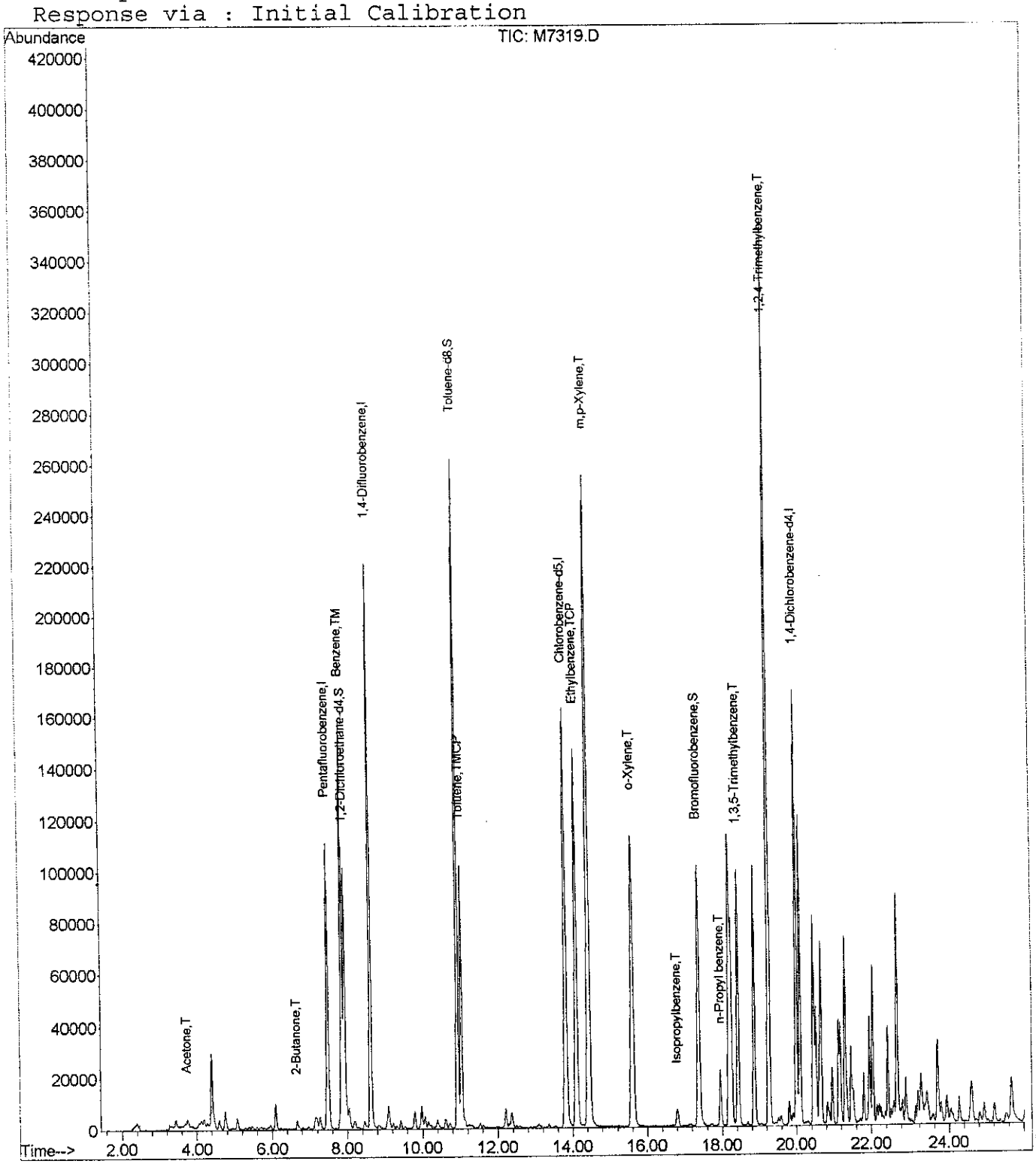

V-82

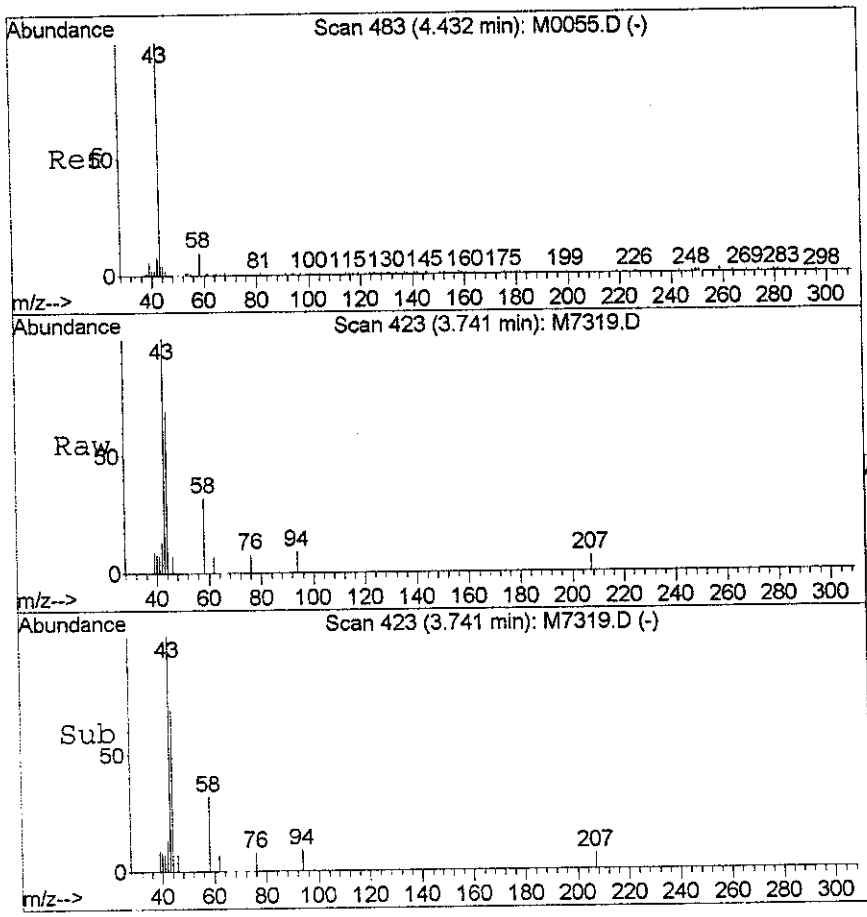

#4
Acetone
Concen: 7.18 ug/l
RT: 3.74 min Scan# 423
Delta R.T. -0.01 min
Lab File: M7319.D
Acq: 4 Aug 2006 16:52

Tgt Ion: 43 Resp: 4779

Ion	Ratio	Lower	Upper
43	100		
58	32.0	0.0	34.6

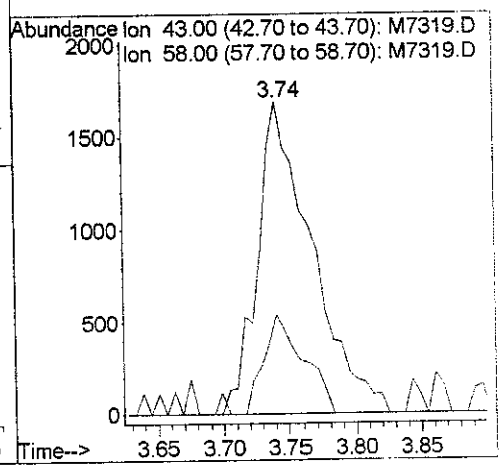

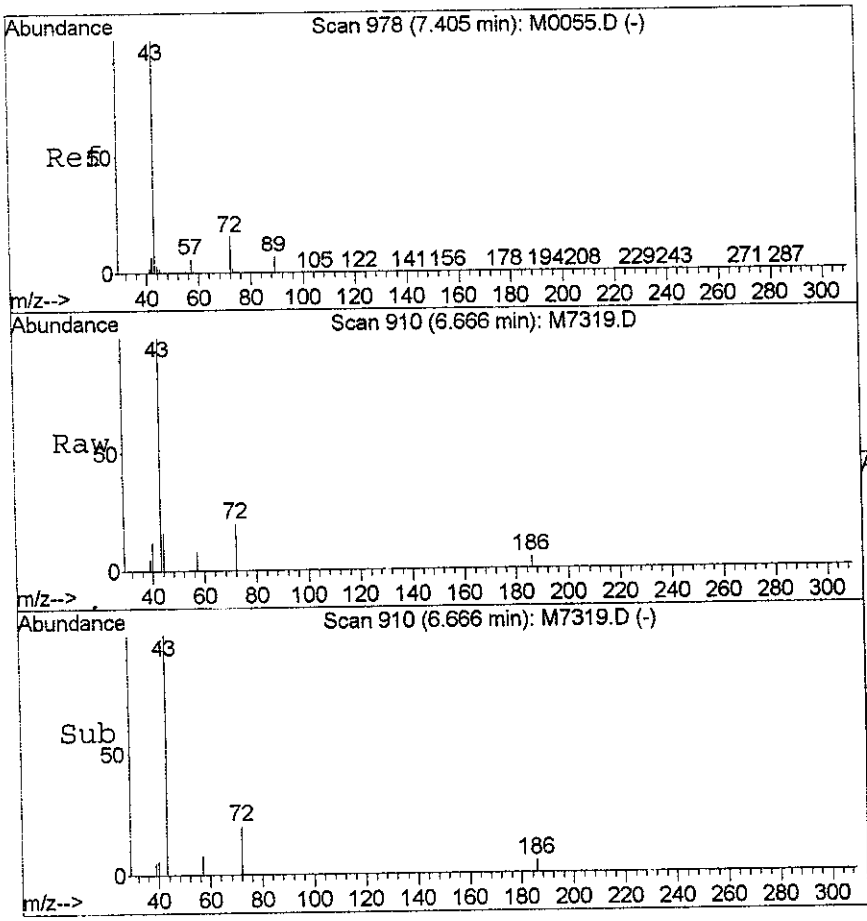

#18
2-Butanone
Concen: 8.09 ug/l
RT: 6.67 min Scan# 910
Delta R.T. 0.02 min
Lab File: M7319.D
Acq: 4 Aug 2006 16:52

Tgt Ion: 43 Resp: 7217

Ion	Ratio	Lower	Upper
43	100		
72	19.9	2.8	42.8

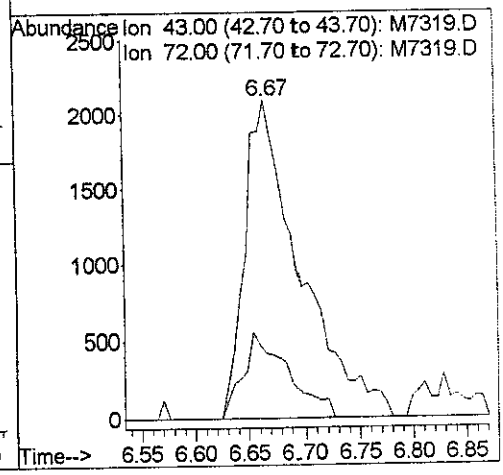

V-83

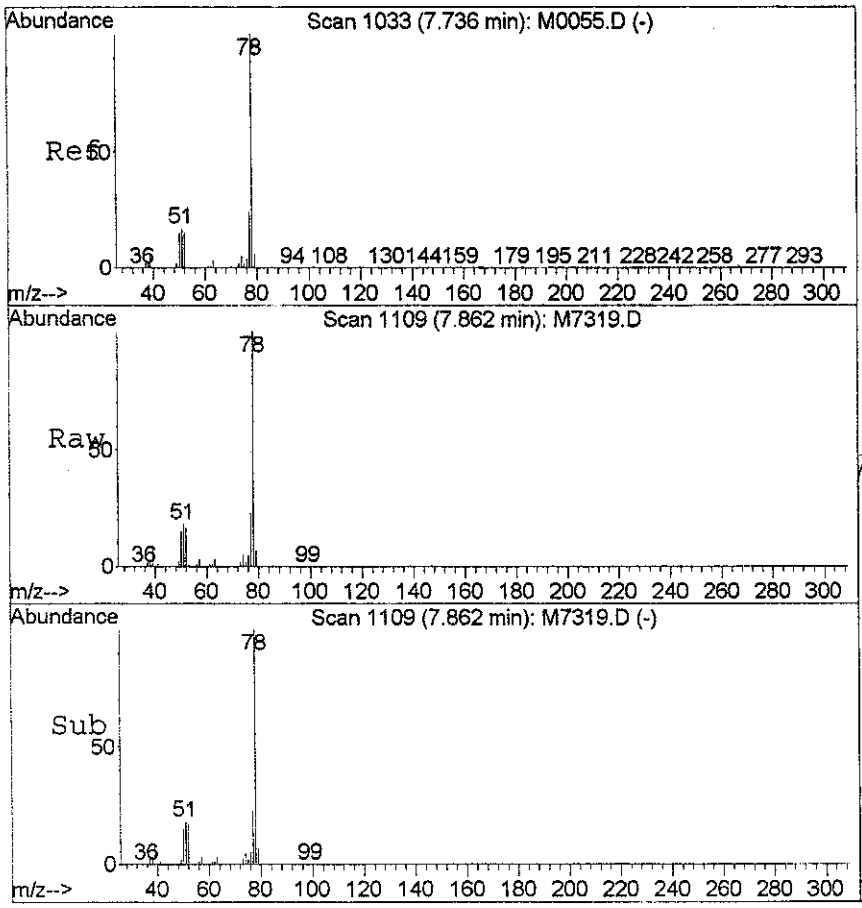

#29
Benzene
Concen: 26.73 ug/l
RT: 7.86 min Scan# 1109
Delta R.T. 0.03 min
Lab File: M7319.D
Acq: 4 Aug 2006 16:52

Tgt Ion: 78 Resp: 208188

Ion	Ratio	Lower	Upper
78	100		
51	17.7	0.0	35.1
52	16.7	0.0	36.3

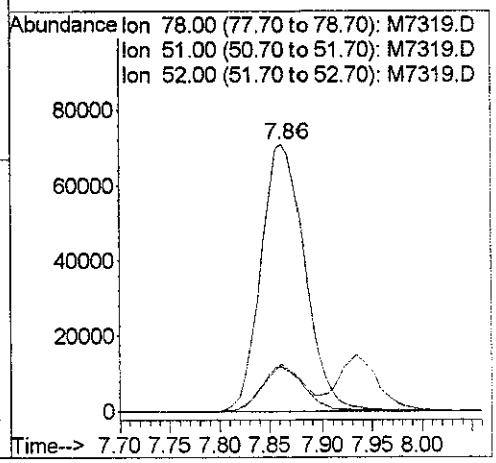

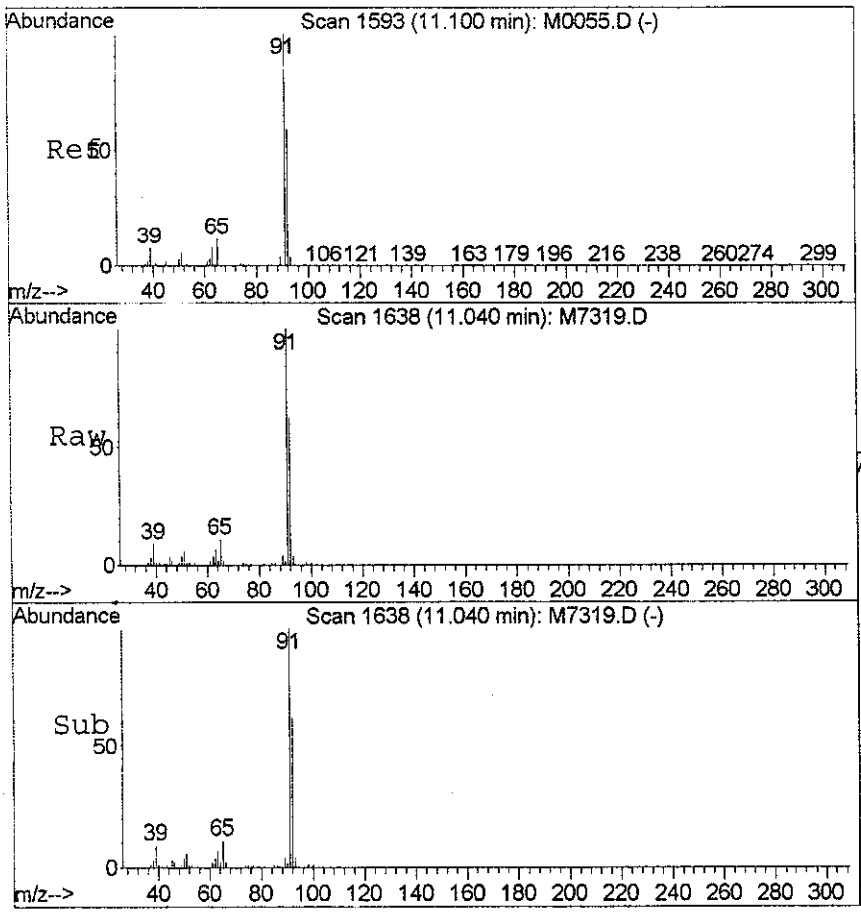

#37
Toluene
Concen: 15.37 ug/l
RT: 11.04 min Scan# 1638
Delta R.T. 0.03 min
Lab File: M7319.D
Acq: 4 Aug 2006 16:52

Tgt Ion: 91 Resp: 122007

Ion	Ratio	Lower	Upper
91	100		
92	61.9	42.2	82.2

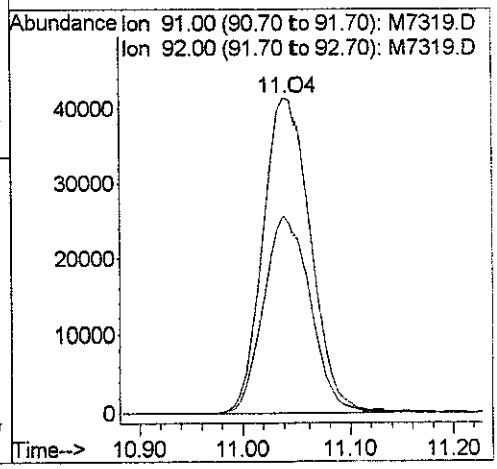

Y-84

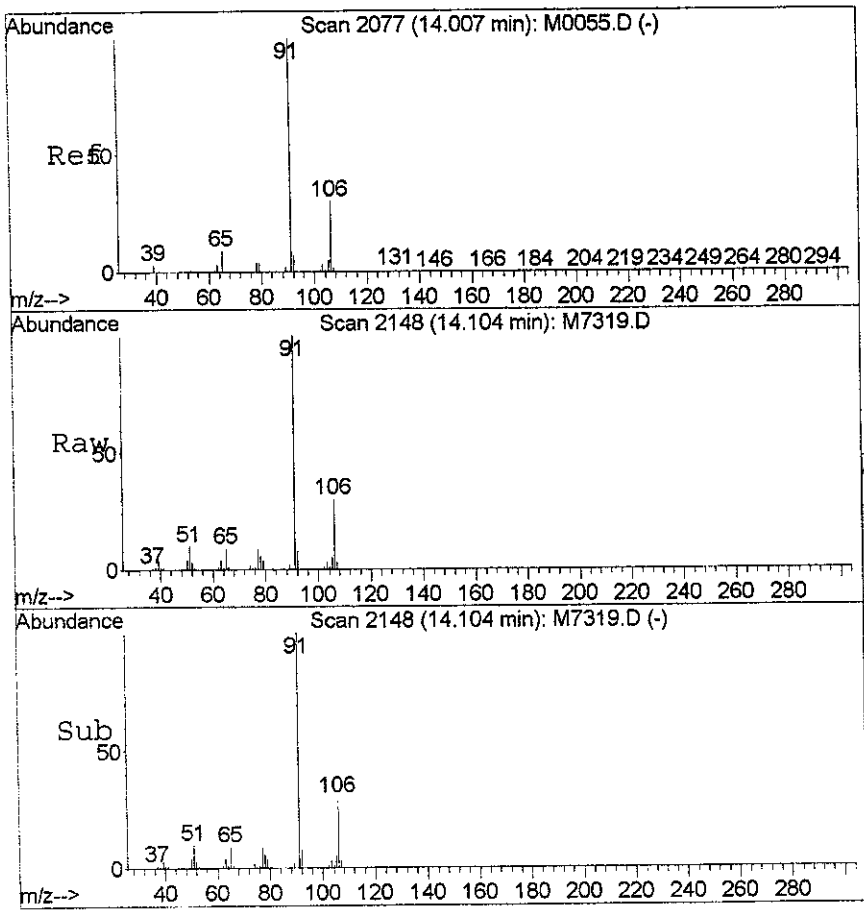

#48
Ethylbenzene
Concen: 30.83 ug/l
RT: 14.10 min Scan# 2148
Delta R.T. 0.05 min
Lab File: M7319.D
Acq: 4 Aug 2006 16:52

Tgt Ion: 91 Resp: 265303

Ion	Ratio	Lower	Upper
91	100		
106	30.2	9.3	49.3

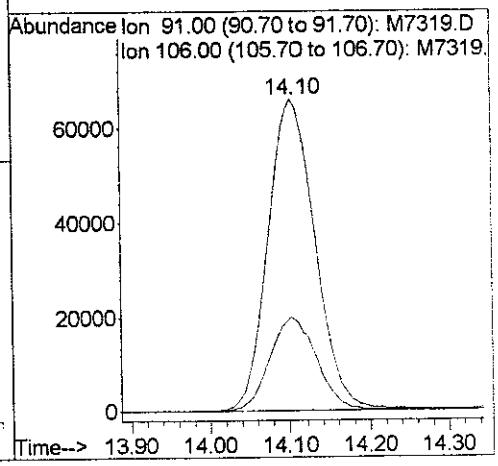

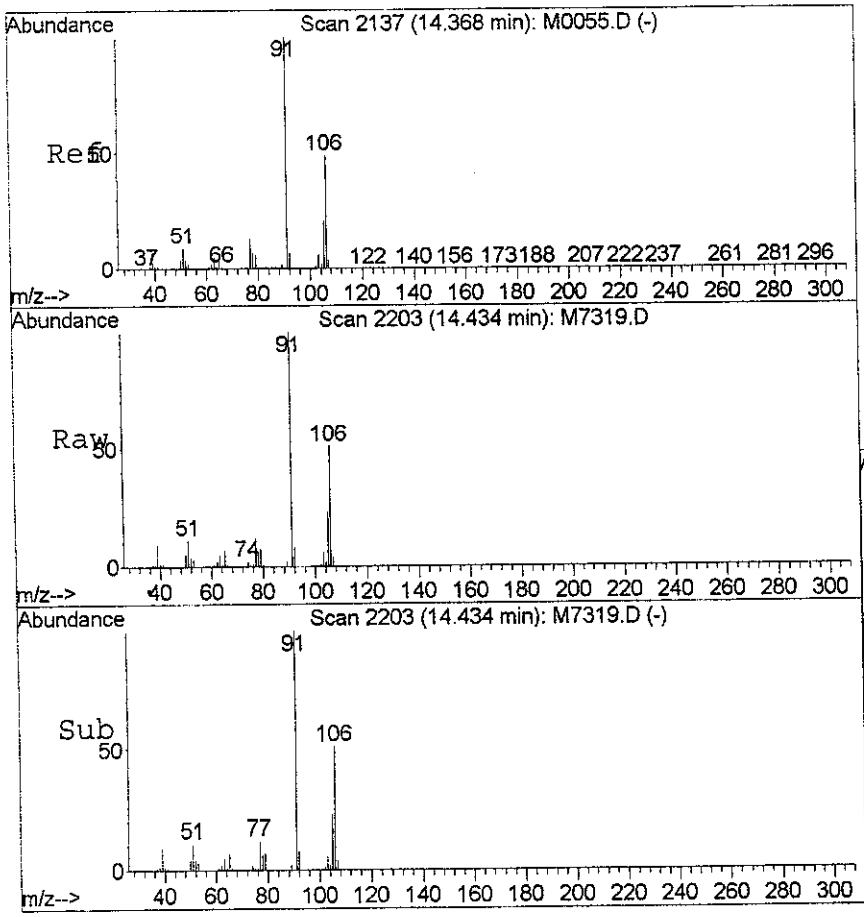

#51
m,p-Xylene
Concen: 63.18 ug/l
RT: 14.43 min Scan# 2203
Delta R.T. 0.05 min
Lab File: M7319.D
Acq: 4 Aug 2006 16:52

Tgt Ion: 91 Resp: 396560

Ion	Ratio	Lower	Upper
91	100		
106	50.7	31.3	71.3

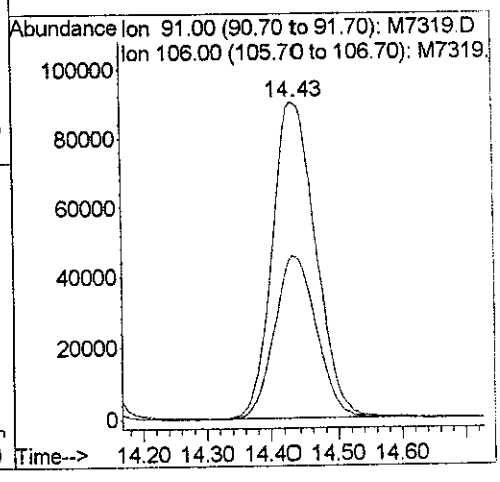

V-85

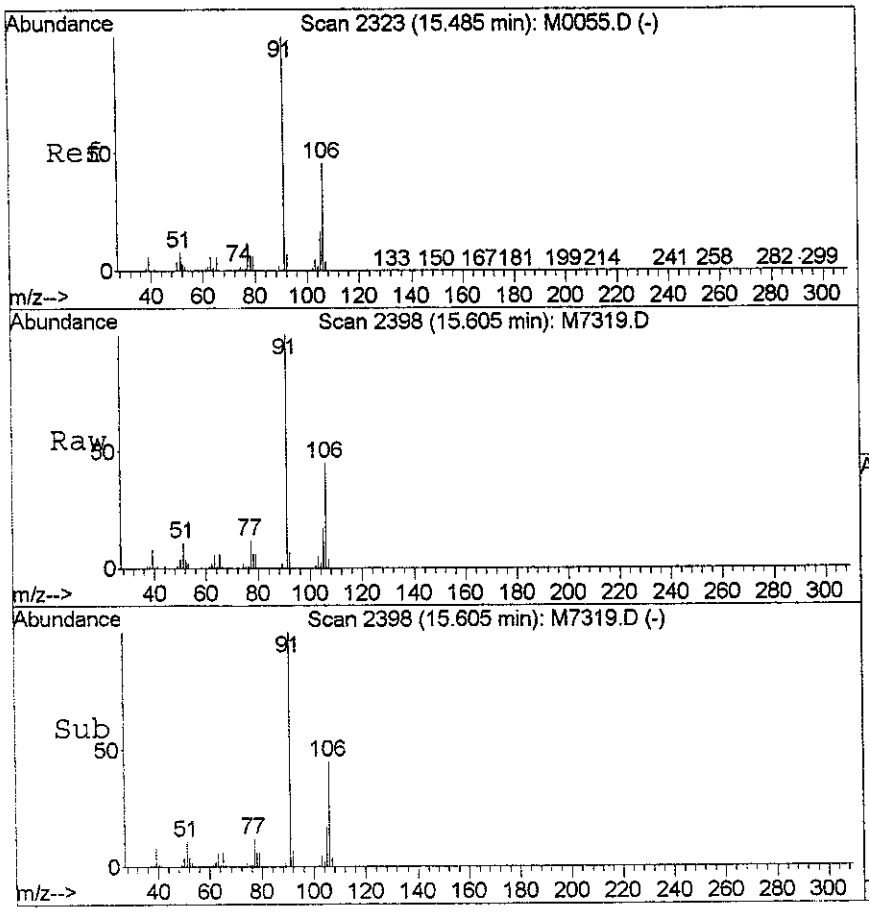

#52
o-Xylene
Concen: 33.09 ug/l
RT: 15.61 min Scan# 2398
Delta R.T. 0.06 min
Lab File: M7319.D
Acq: 4 Aug 2006 16:52

Tgt Ion: 91 Resp: 205908

Ion	Ratio	Lower	Upper
91	100		
106	45.0	27.8	67.8

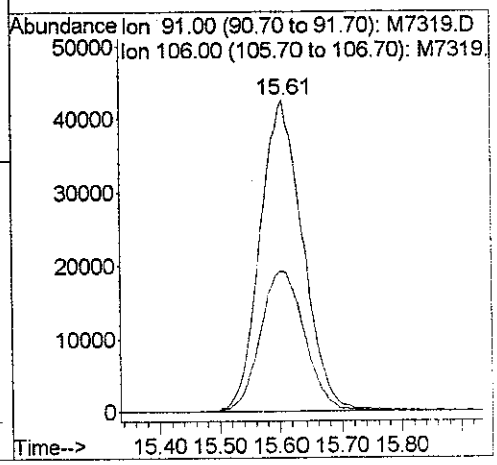

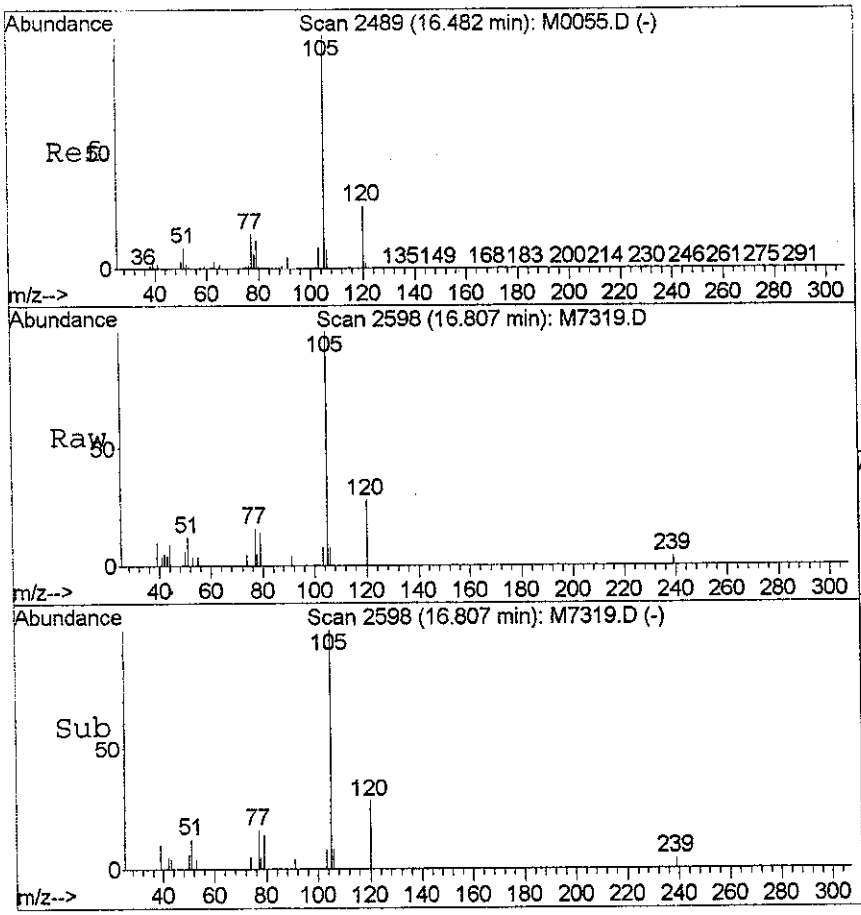

#56
Isopropylbenzene
Concen: 1.81 ug/l
RT: 16.81 min Scan# 2598
Delta R.T. 0.05 min
Lab File: M7319.D
Acq: 4 Aug 2006 16:52

Tgt Ion:105 Resp: 12322

Ion	Ratio	Lower	Upper
105	100		
120	28.0	7.0	47.0

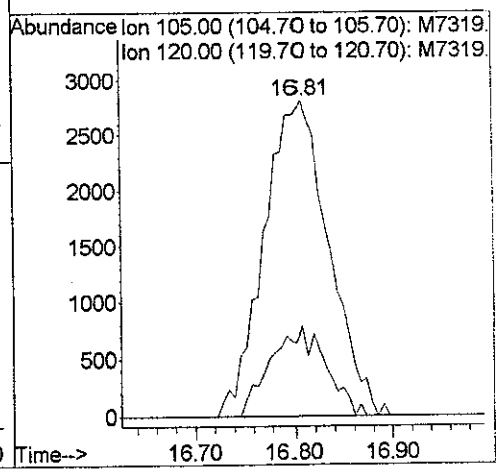

V-86

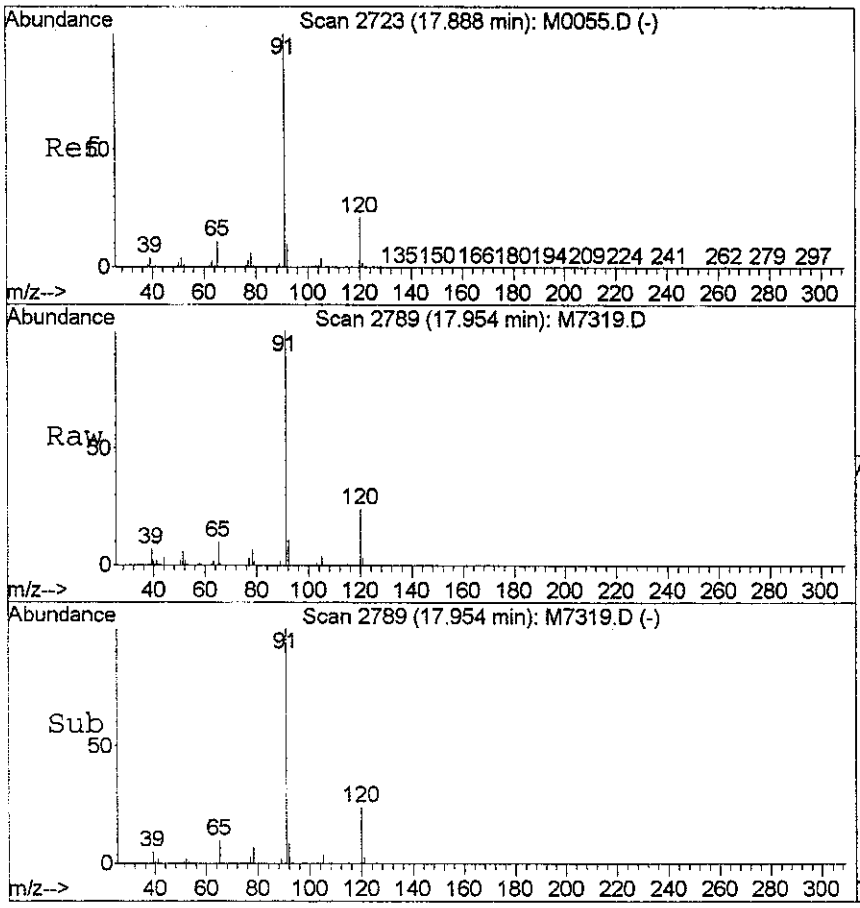

#59
n-Propyl benzene
Concen: 4.52 ug/l
RT: 17.95 min Scan# 2789
Delta R.T. 0.04 min
Lab File: M7319.D
Acq: 4 Aug 2006 16:52

Tgt Ion: 91 Resp: 40283

Ion	Ratio	Lower	Upper
91	100		
120	23.6	0.7	40.7

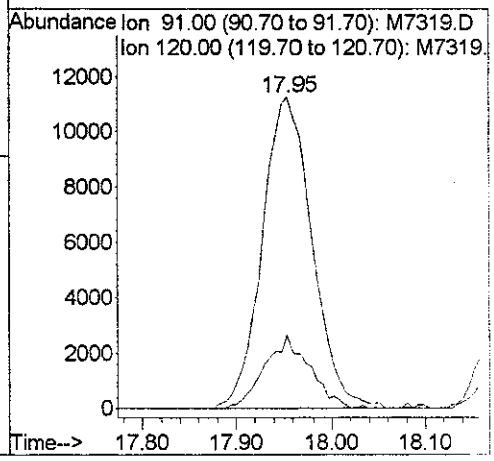

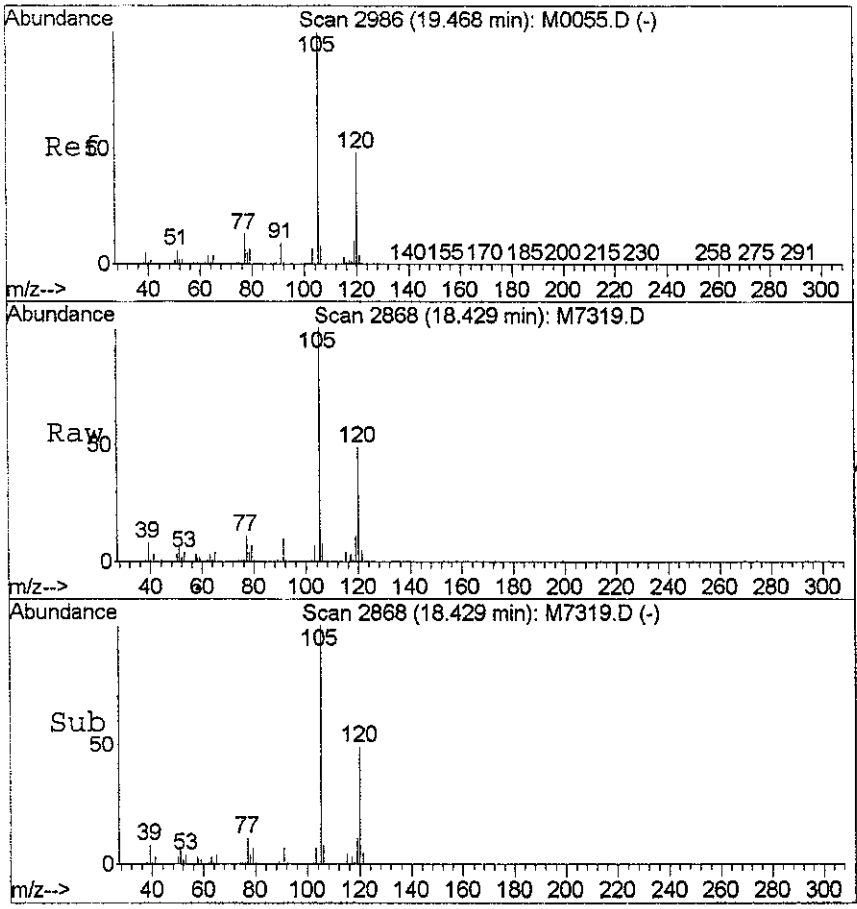

#61
1,3,5-Trimethylbenzene
Concen: 21.01 ug/l
RT: 18.43 min Scan# 2868
Delta R.T. 0.03 min
Lab File: M7319.D
Acq: 4 Aug 2006 16:52

Tgt Ion:105 Resp: 118739

Ion	Ratio	Lower	Upper
105	100		
120	49.4	33.8	73.8

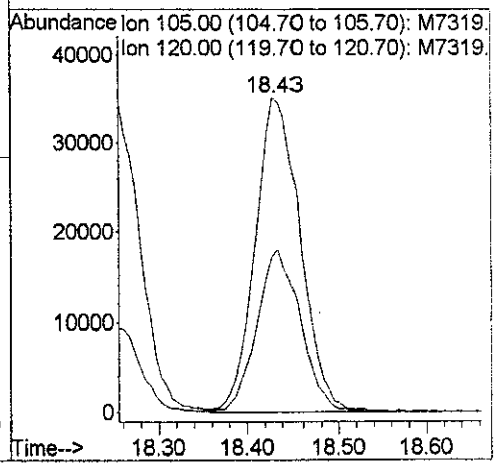

V-87

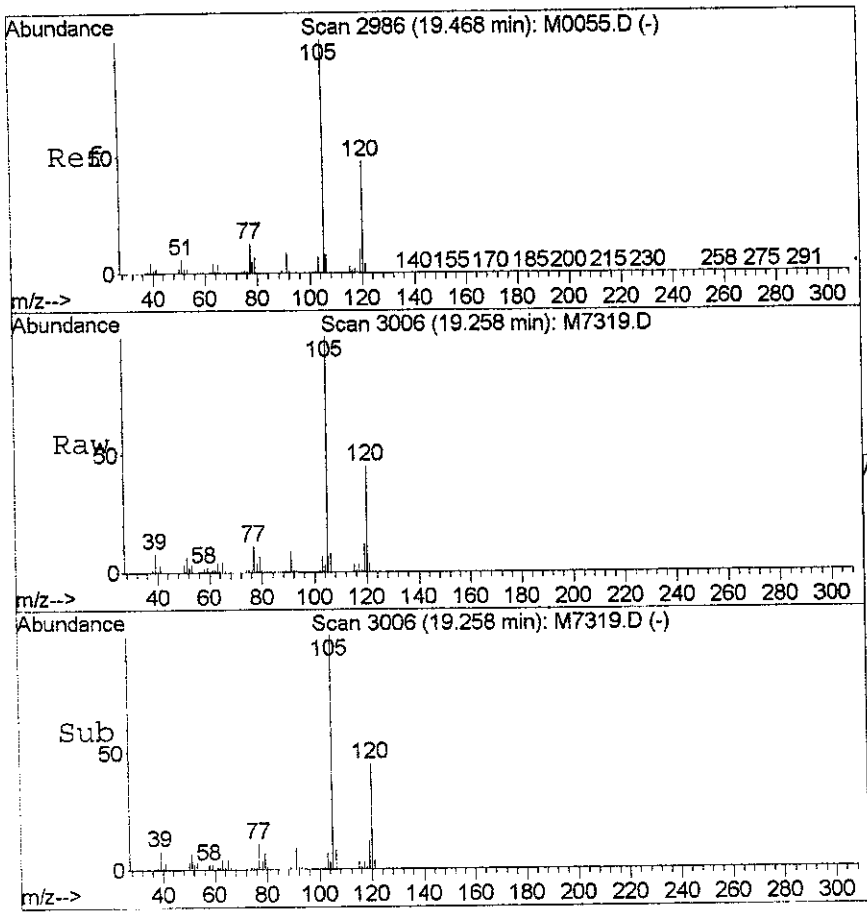

#65
1,2,4-Trimethylbenzene
Concen: 67.28 ug/l
RT: 19.26 min Scan# 3006
Delta R.T. 0.03 min
Lab File: M7319.D
Acq: 4 Aug 2006 16:52

Tgt Ion:105 Resp: 386529

Ion	Ratio	Lower	Upper
105	100		
120	44.8	30.8	70.8
77	11.3	0.0	32.6

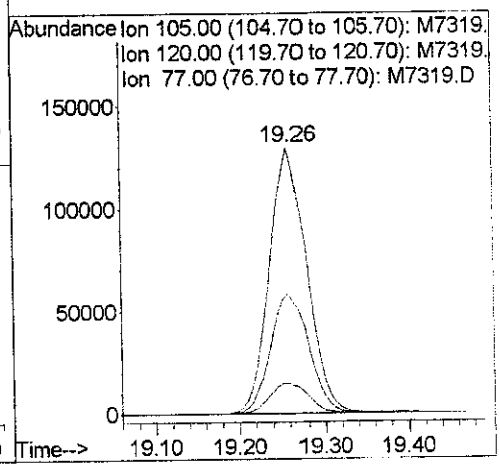

V-88

Quantitation Report (QT Reviewed)

Data File : D:\M\DATA\AUG06\M0804\M7319.D
Acq On : 4 Aug 2006 16:52
Sample : 0607264DL
Misc : WATER 2946 MW2DL
MS Integration Params: rteint.p
Quant Time: Aug 7 10:55 2006

Vial: 11
Operator:
Inst : GC/MS Ins
Multiplr: 1.00

Quant Results File: VM8A0703.RES

Quant Method : D:\M\METHODS\VM8A0703.M (RTE Integrator)
Title : VOA 8260 METHOD
Last Update : Mon Jul 03 13:08:12 2006
Response via : Initial Calibration
DataAcq Meth : VM8A0703

Internal Standards	R.T.	QIon	Response	Conc Units	Dev(Min)
1) Pentafluorobenzene	7.48	168	114239	50.00 ug/l	0.04
24) 1,4-Difluorobenzene	8.62	114	267163	50.00 ug/l	0.03
43) Chlorobenzene-d5	13.82	117	230114	50.00 ug/l	0.05
55) 1,4-Dichlorobenzene-d4	20.00	152	85750	50.00 ug/l	0.03
System Monitoring Compounds					
25) 1,2-Dichloroethane-d4	7.94	65	95929	50.49 ug/l	0.03
Spiked Amount 50.000	Range 76 - 114		Recovery = 100.98%		
36) Toluene-d8	10.93	98	284883	49.49 ug/l	0.03
Spiked Amount 50.000	Range 88 - 110		Recovery = 98.98%		
42) Bromofluorobenzene	17.37	95	102549	47.97 ug/l	0.04
Spiked Amount 50.000	Range 86 - 115		Recovery = 95.94%		

Target Compounds					Qvalue
4) Acetone	3.74	43	4779	7.18 ug/l	58
18) 2-Butanone	6.67	43	7217	8.09 ug/l	94
29) Benzene	7.86	78	208188	26.73 ug/l	96
37) Toluene	11.04	91	122007	15.37 ug/l	100
48) Ethylbenzene	14.10	91	265303	30.83 ug/l	98
51) m,p-Xylene	14.43	91	396560	63.18 ug/l	99
52) o-Xylene	15.61	91	205908	33.09 ug/l	96
56) Isopropylbenzene	16.81	105	12322	1.81 ug/l	98
59) n-Propyl benzene	17.95	91	40283	4.52 ug/l	94
61) 1,3,5-Trimethylbenzene	18.43	105	118739	21.01 ug/l	94
65) 1,2,4-Trimethylbenzene	19.26	105	386529	67.28 ug/l	92

(#) = qualifier out of range (m) = manual integration
M7319.D VM8A0703.M Mon Aug 14 15:19:52 2006

V-89

Quantitation Report

Data File : D:\M\DATA\AUG06\M0804\M7314.D
Acq On : 4 Aug 2006 14:09
Sample : 0607265
Misc : WATER 2946 MW3
MS Integration Params: rteint.p
Quant Time: Aug 7 10:50 2006

Vial: 6
Operator:
Inst : GC/MS Ins
Multiplr: 1.00

Quant Results File: VM8A0703.R

Method : D:\M\METHODS\VM8A0703.M (RTE Integrator)
Title : VOA 8260 METHOD
Last Update : Mon Jul 03 13:08:12 2006
Response via : Initial Calibration



V-90

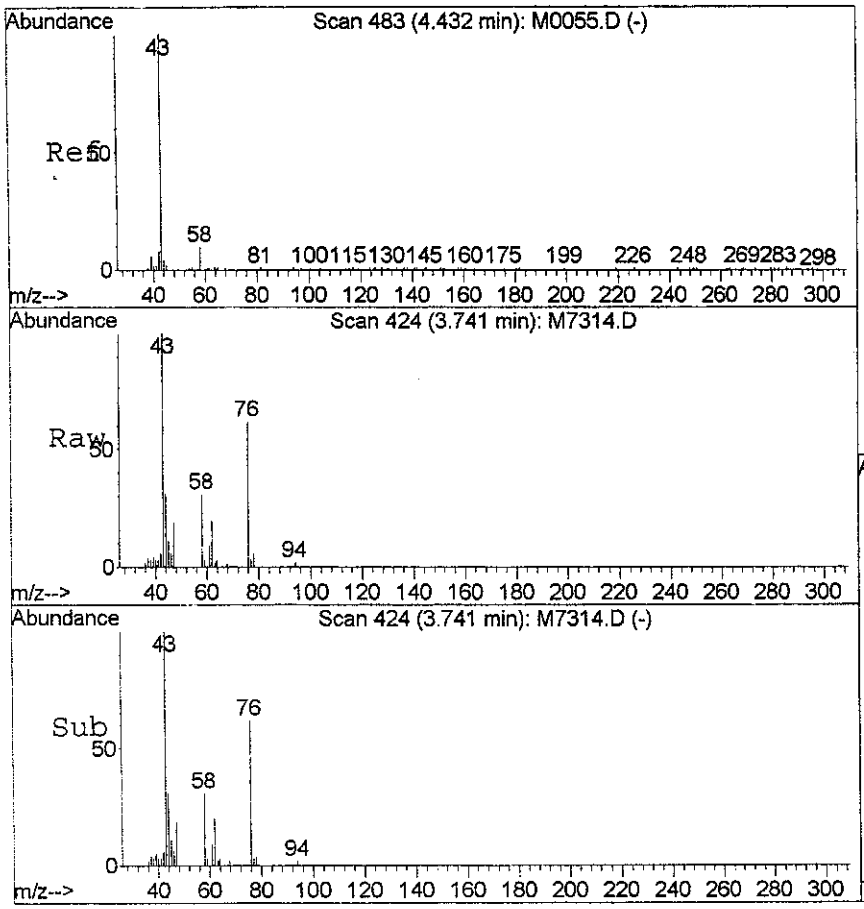

#4
Acetone
Concen: 17.88 ug/l
RT: 3.74 min Scan# 424
Delta R.T. -0.01 min
Lab File: M7314.D
Acq: 4 Aug 2006 14:09

Tgt Ion: 43 Resp: 16705

Ion	Ratio	Lower	Upper
43	100		
58	30.5	0.0	34.6

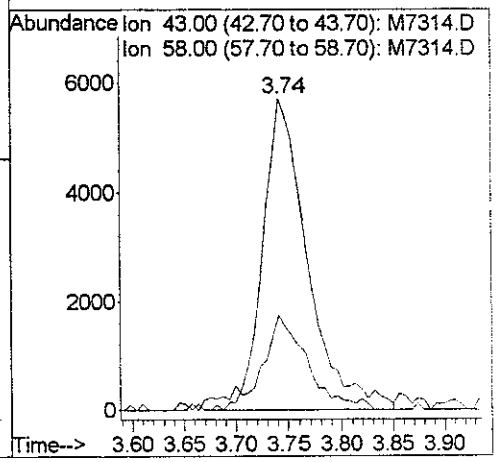

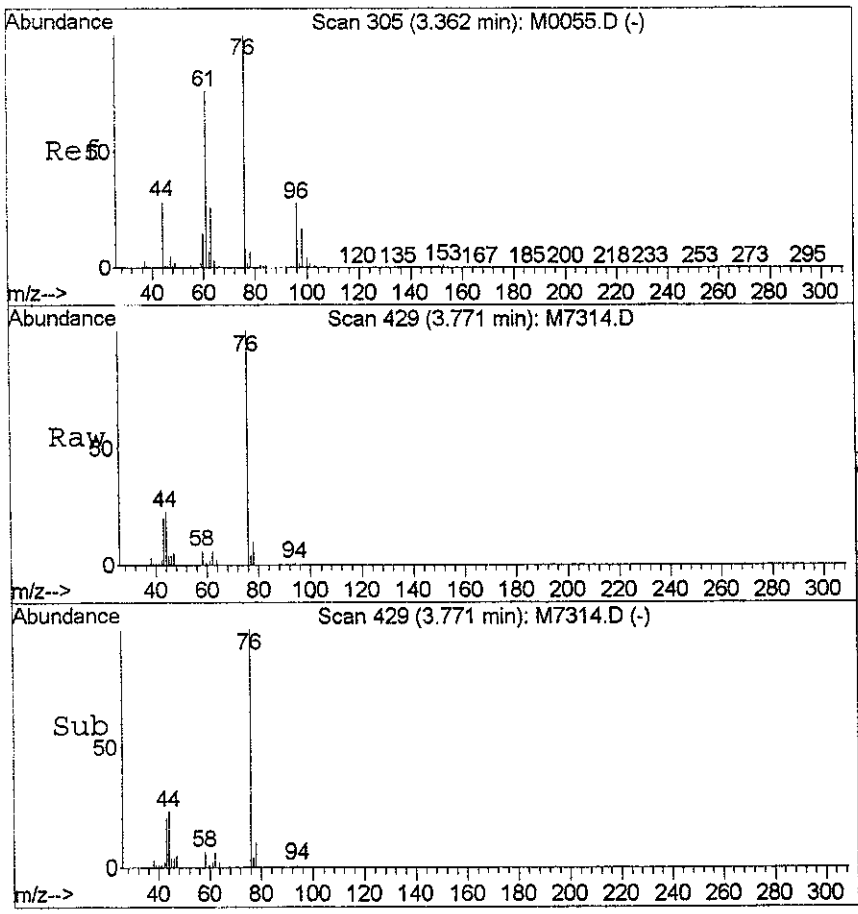

#12
Carbon disulfide
Concen: 7.45 ug/l
RT: 3.77 min Scan# 429
Delta R.T. 0.05 min
Lab File: M7314.D
Acq: 4 Aug 2006 14:09

Tgt Ion: 76 Resp: 39295

Ion	Ratio	Lower	Upper
76	100		
78	10.2	0.0	28.7
44	23.3	0.0	32.7

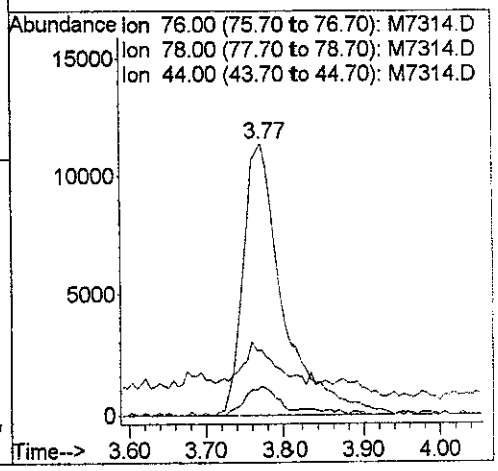

V-91

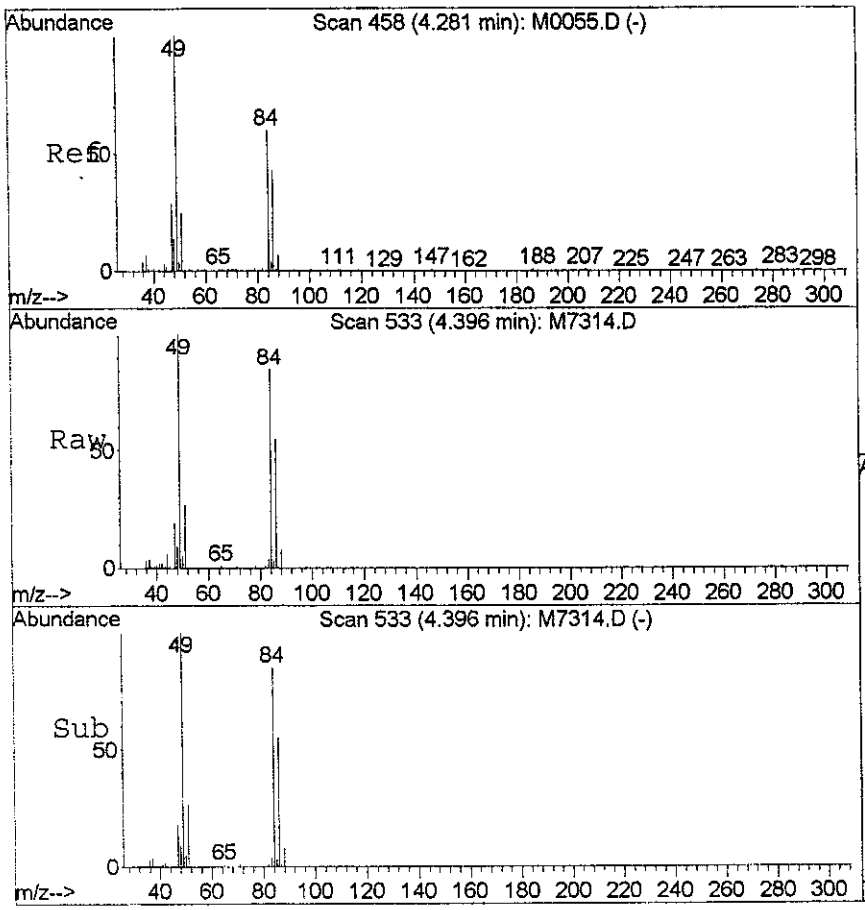

#13
Methylene Chloride
Concen: 11.38 ug/l
RT: 4.40 min Scan# 533
Delta R.T. 0.04 min
Lab File: M7314.D
Acq: 4 Aug 2006 14:09

Tgt Ion: 49 Resp: 38519

Ion	Ratio	Lower	Upper
49	100		
84	84.6	58.4	98.4
86	55.4	30.4	70.4

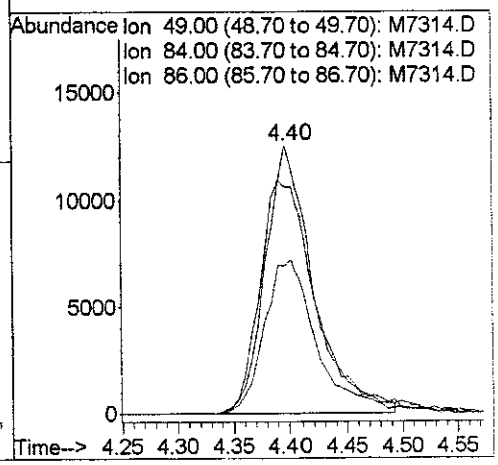

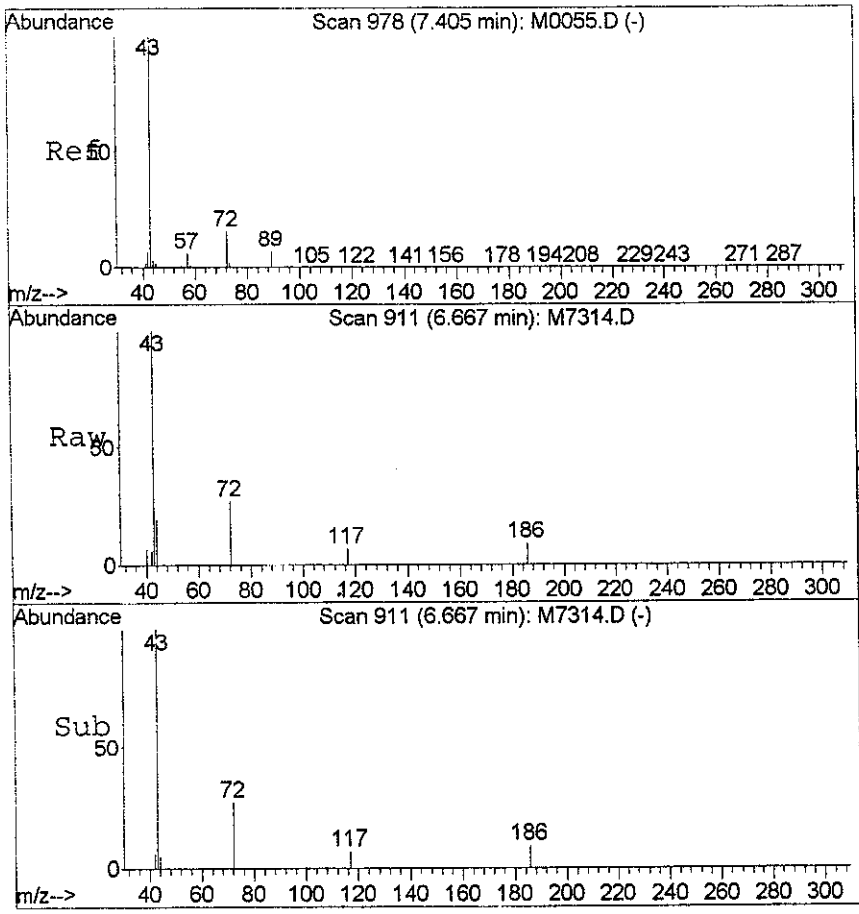

#18
2-Butanone
Concen: 5.21 ug/l
RT: 6.67 min Scan# 911
Delta R.T. 0.02 min
Lab File: M7314.D
Acq: 4 Aug 2006 14:09

Tgt Ion: 43 Resp: 6521

Ion	Ratio	Lower	Upper
43	100		
72	27.1	2.8	42.8

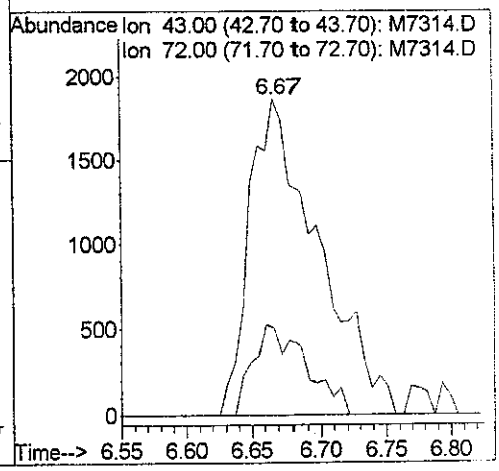

V-92

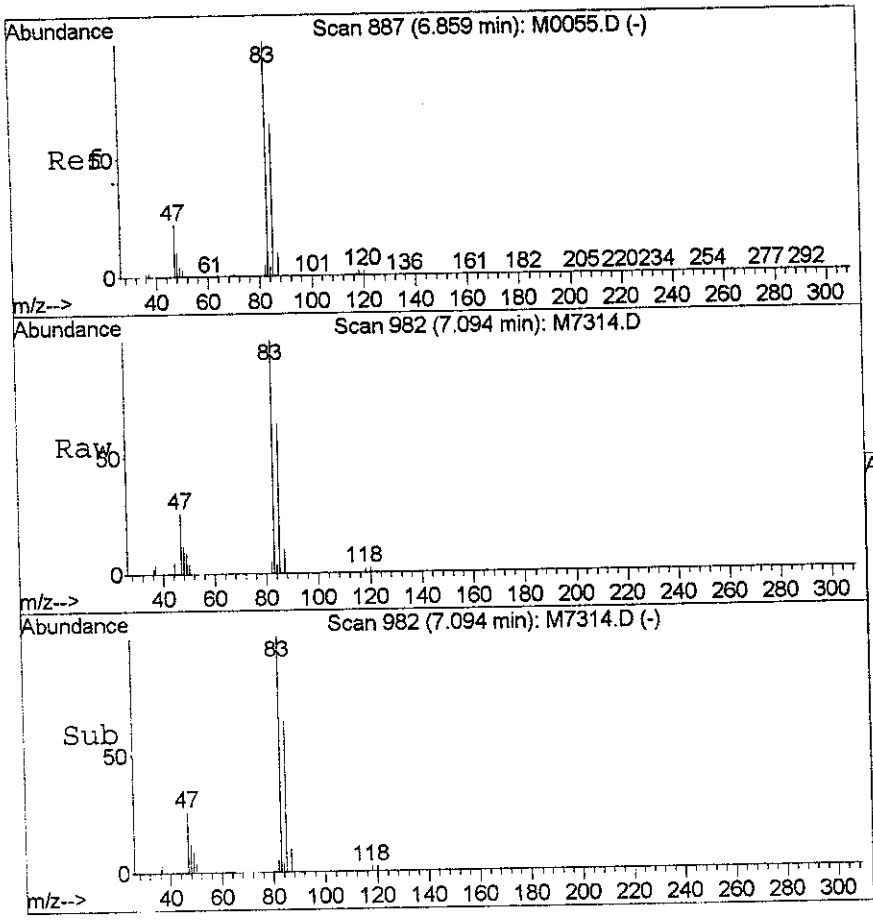

#20
Chloroform
Concen: 4.15 ug/l
RT: 7.09 min Scan# 982
Delta R.T. 0.03 min
Lab File: M7314.D
Acq: 4 Aug 2006 14:09

Tgt Ion: 83 Resp: 17995

Ion	Ratio	Lower	Upper
83	100		
85	63.9	44.9	84.9

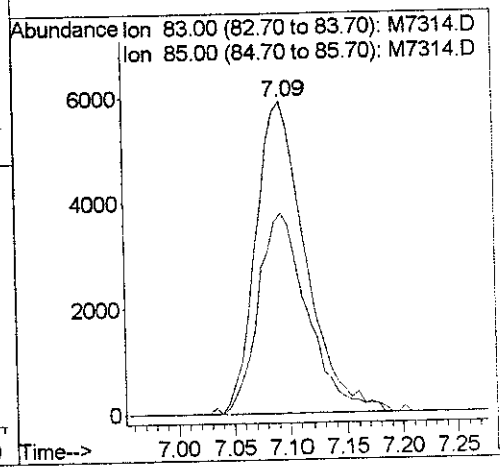

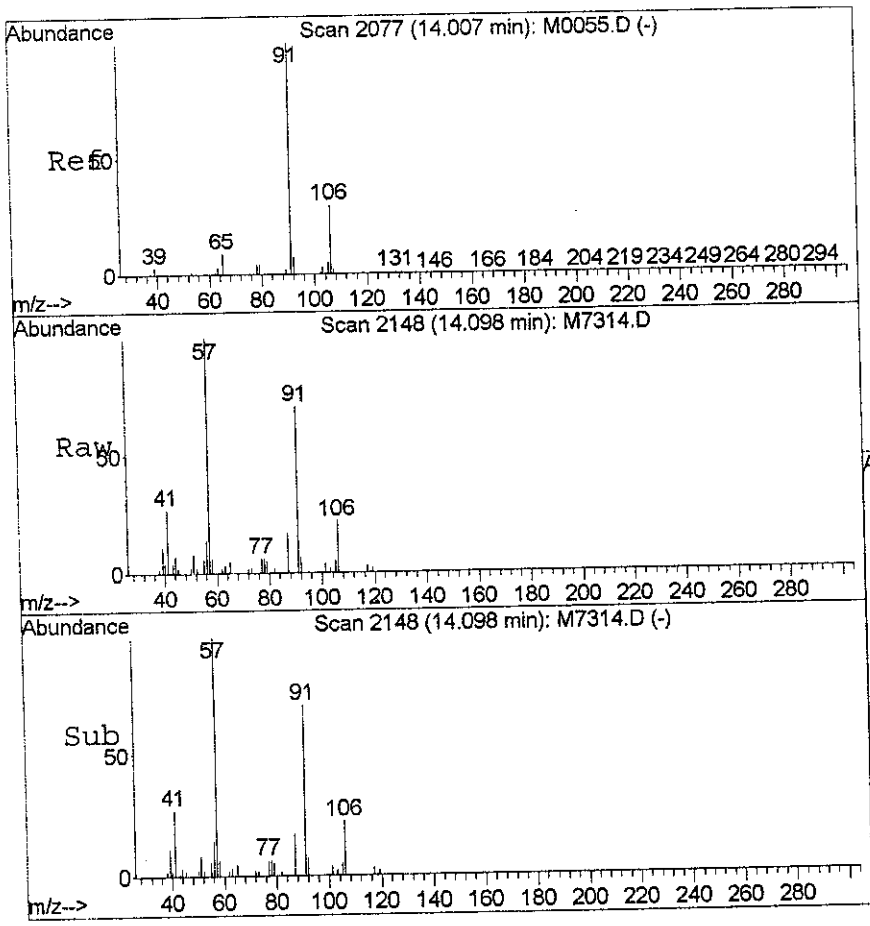

#48
Ethylbenzene
Concen: 1.53 ug/l
RT: 14.10 min Scan# 2148
Delta R.T. 0.04 min
Lab File: M7314.D
Acq: 4 Aug 2006 14:09

Tgt Ion: 91 Resp: 17674

Ion	Ratio	Lower	Upper
91	100		
106	31.3	9.3	49.3

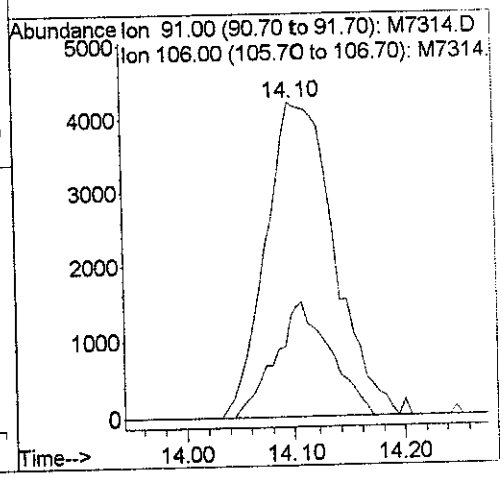

V-93

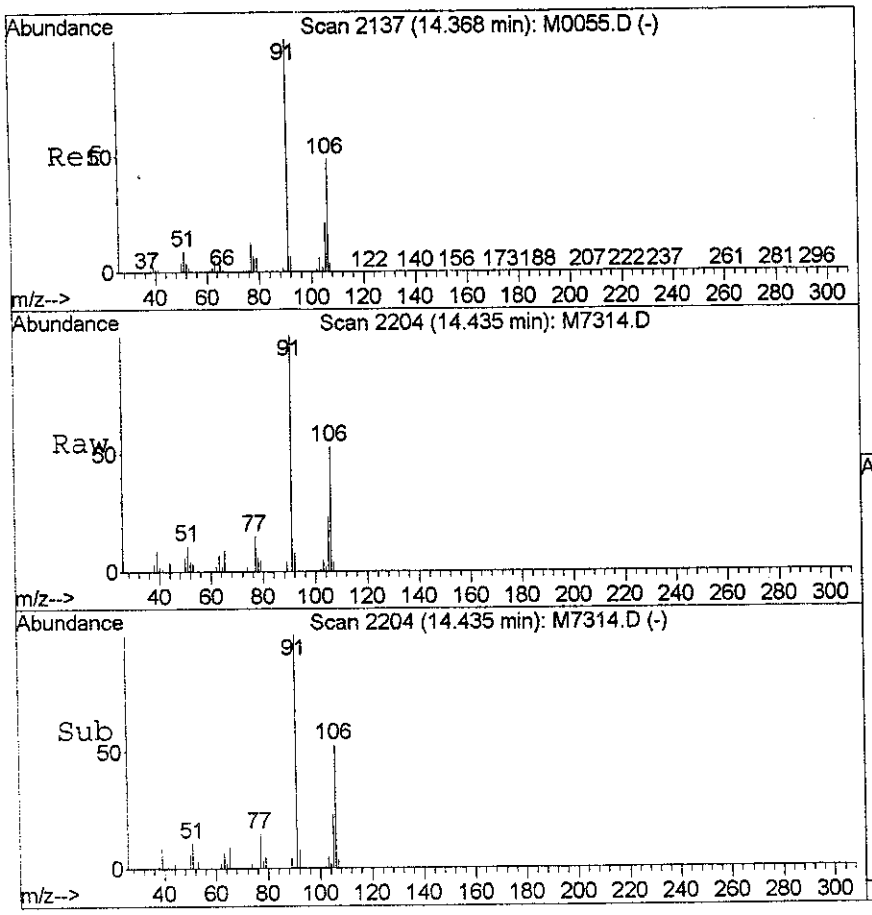

#51
m,p-Xylene
Concen: 3.94 ug/l
RT: 14.43 min Scan# 2204
Delta R.T. 0.05 min
Lab File: M7314.D
Acq: 4 Aug 2006 14:09

Tgt Ion: 91 Resp: 33179

Ion	Ratio	Lower	Upper
91	100		
106	53.3	31.3	71.3

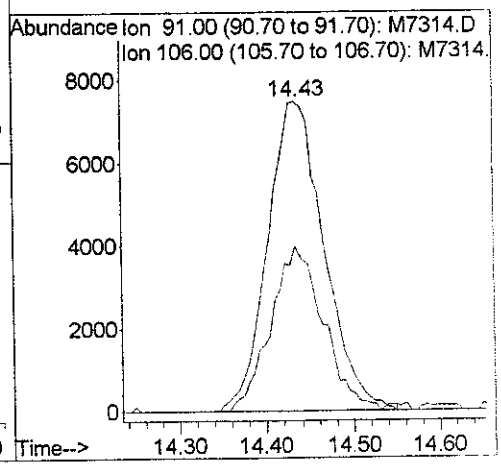

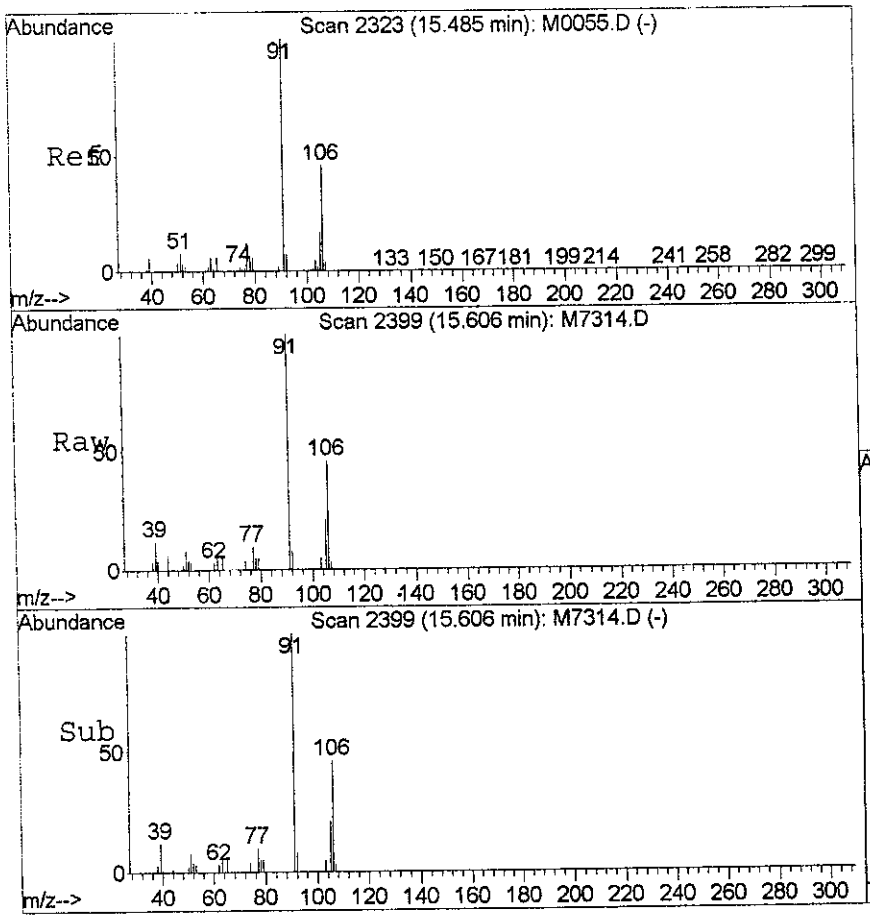

#52
o-Xylene
Concen: 2.77 ug/l
RT: 15.61 min Scan# 2399
Delta R.T. 0.06 min
Lab File: M7314.D
Acq: 4 Aug 2006 14:09

Tgt Ion: 91 Resp: 23180

Ion	Ratio	Lower	Upper
91	100		
106	46.2	27.8	67.8

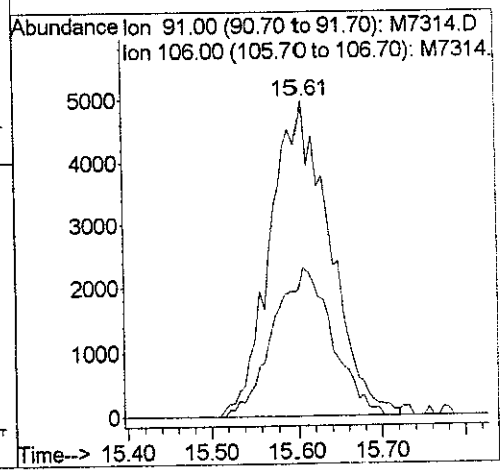

V-94

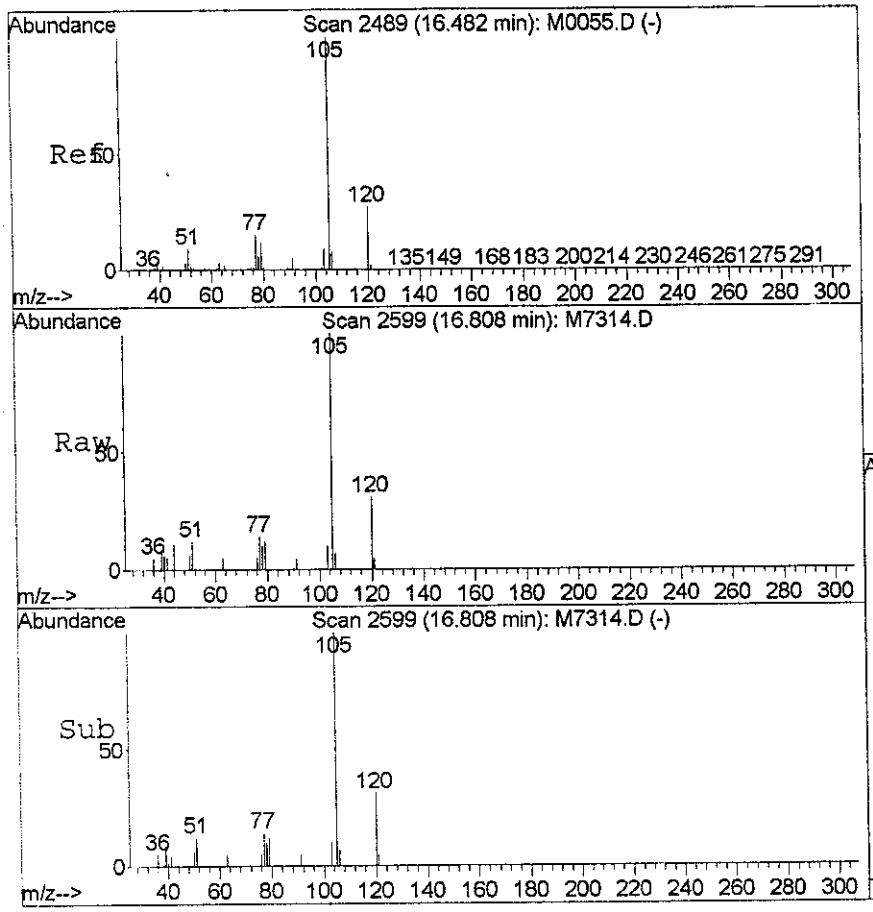

#56
Isopropylbenzene
Concen: 1.05 ug/l
RT: 16.81 min Scan# 2599
Delta R.T. 0.05 min
Lab File: M7314.D
Acq: 4 Aug 2006 14:09

Tgt Ion:105 Resp: 9560

Ion	Ratio	Lower	Upper
105	100		
120	30.6	7.0	47.0

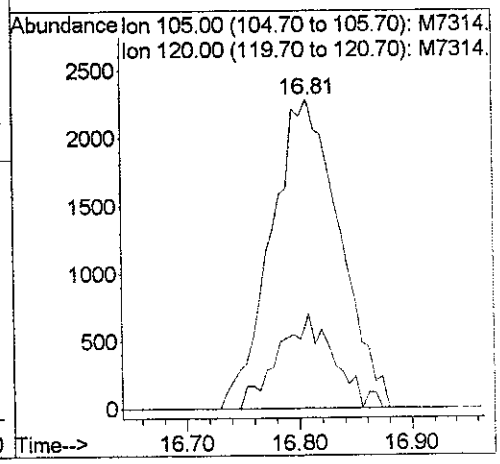

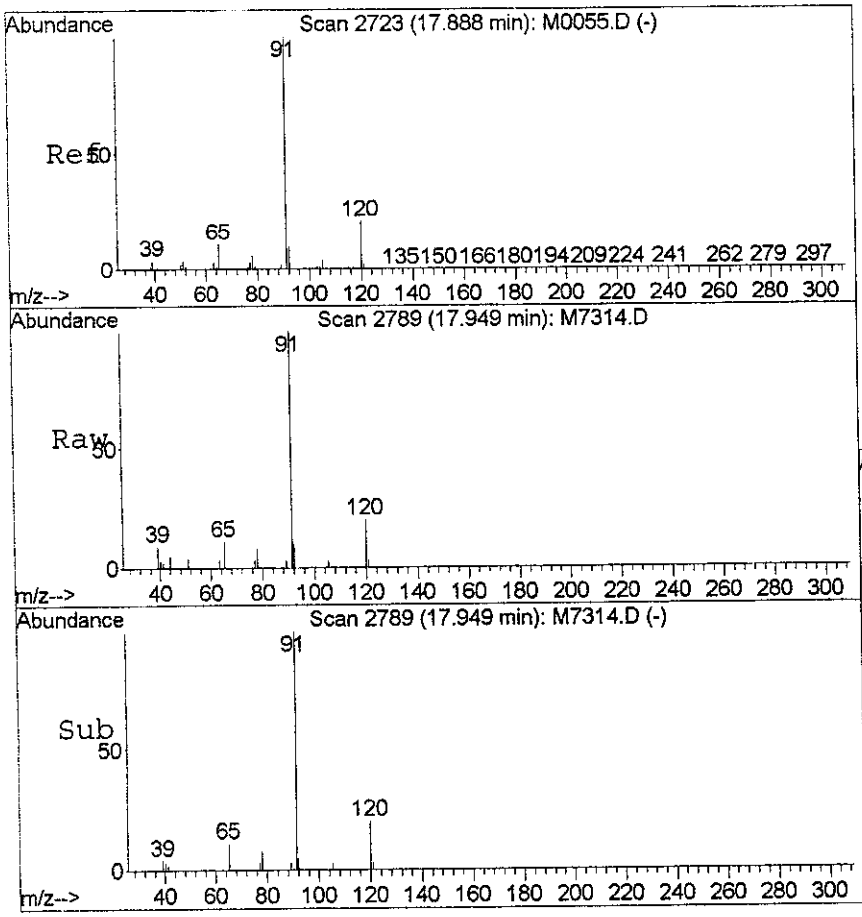

#59
n-Propyl benzene
Concen: 1.73 ug/l
RT: 17.95 min Scan# 2789
Delta R.T. 0.04 min
Lab File: M7314.D
Acq: 4 Aug 2006 14:09

Tgt Ion: 91 Resp: 20713

Ion	Ratio	Lower	Upper
91	100		
120	20.4	0.7	40.7

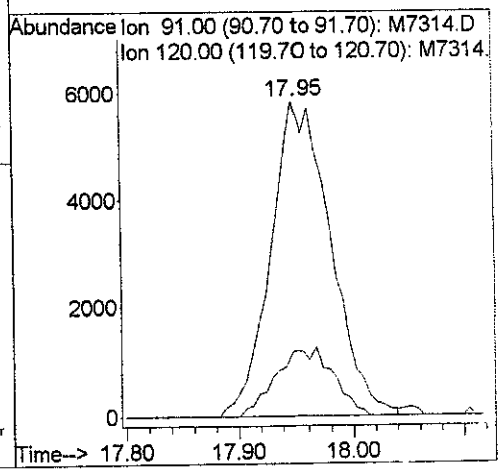

V-95

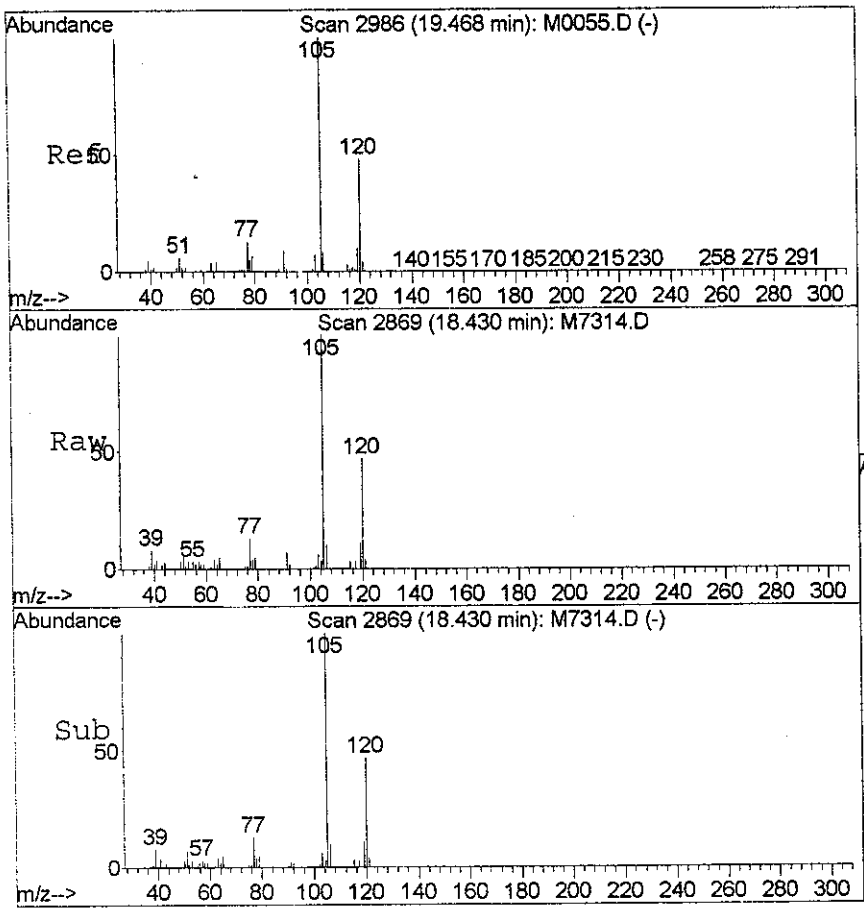

#61
1,3,5-Trimethylbenzene
Concen: 4.25 ug/l
RT: 18.43 min Scan# 2869
Delta R.T. 0.03 min
Lab File: M7314.D
Acq: 4 Aug 2006 14:09

Tgt Ion:105 Resp: 32128

Ion	Ratio	Lower	Upper
105	100		
120	47.2	33.8	73.8

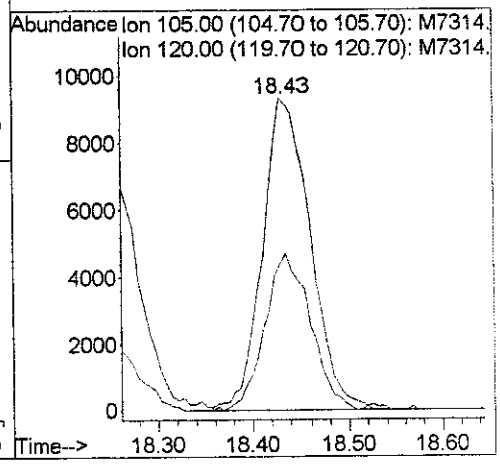

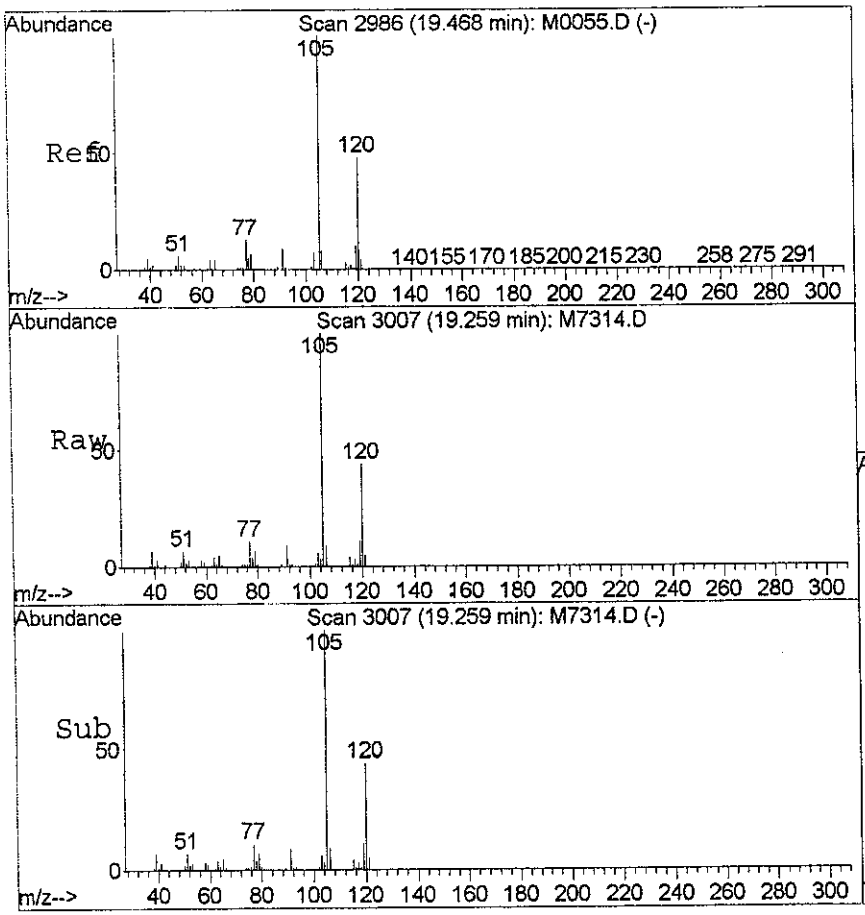

#65
1,2,4-Trimethylbenzene
Concen: 15.69 ug/l
RT: 19.26 min Scan# 3007
Delta R.T. 0.04 min
Lab File: M7314.D
Acq: 4 Aug 2006 14:09

Tgt Ion:105 Resp: 120664

Ion	Ratio	Lower	Upper
105	100		
120	43.8	30.8	70.8
77	11.5	0.0	32.6

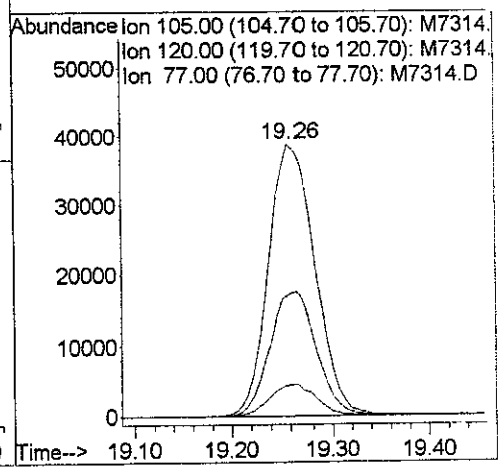

V-96

Quantitation Report (QT Reviewed)

Data File : D:\M\DATA\AUG06\M0804\M7314.D
Acq On : 4 Aug 2006 14:09
Sample : 0607265
Misc : WATER 2946 MW3
MS Integration Params: rteint.p
Quant Time: Aug 7 10:50 2006

Vial: 6
Operator:
Inst : GC/MS Ins
Multiplr: 1.00

Quant Results File: VM8A0703.RES

Quant Method : D:\M\METHODS\VM8A0703.M (RTE Integrator)
Title : VOA 8260 METHOD
Last Update : Mon Jul 03 13:08:12 2006
Response via : Initial Calibration
DataAcq Meth : VM8A0703

Internal Standards	R.T.	QIon	Response	Conc Units	Dev(Min)
1) Pentafluorobenzene	7.48	168	160353	50.00 ug/l	0.04
24) 1,4-Difluorobenzene	8.62	114	365996	50.00 ug/l	0.03
43) Chlorobenzene-d5	13.82	117	309092	50.00 ug/l	0.04
55) 1,4-Dichlorobenzene-d4	20.00	152	114772	50.00 ug/l	0.04

System Monitoring Compounds					
25) 1,2-Dichloroethane-d4	7.93	65	123783	47.56 ug/l	0.02
Spiked Amount 50.000	Range 76 - 114		Recovery = 95.12%		
36) Toluene-d8	10.93	98	389418	49.38 ug/l	0.03
Spiked Amount 50.000	Range 88 - 110		Recovery = 98.76%		
42) Bromofluorobenzene	17.37	95	138706	47.36 ug/l	0.04
Spiked Amount 50.000	Range 86 - 115		Recovery = 94.72%		

Target Compounds					Qvalue
4) Acetone	3.74	43	16705	17.88 ug/l	61
12) Carbon disulfide	3.77	76	39295	7.45 ug/l	82
13) Methylene Chloride	4.40	49	38519	11.38 ug/l	93
18) 2-Butanone	6.67	43	6521	5.21 ug/l	91
20) Chloroform	7.09	83	17995	4.15 ug/l	99
48) Ethylbenzene	14.10	91	17674	1.53 ug/l	96
51) m,p-Xylene	14.43	91	33179	3.94 ug/l	97
52) o-Xylene	15.61	91	23180	2.77 ug/l	98
56) Isopropylbenzene	16.81	105	9560	1.05 ug/l	93
59) n-Propyl benzene	17.95	91	20713	1.73 ug/l	99
61) 1,3,5-Trimethylbenzene	18.43	105	32128	4.25 ug/l	91
65) 1,2,4-Trimethylbenzene	19.26	105	120664	15.69 ug/l	91

(#) = qualifier out of range (m) = manual integration

V-97

Quantitation Report

Data File : D:\M\DATA\AUG06\M0803\M7294.D
Acq On : 3 Aug 2006 16:10
Sample : 0607266
Misc : WATER 2946 MW4
MS Integration Params: rteint.p
Quant Time: Aug 14 16:12 2006

Vial: 11
Operator:
Inst : GC/MS Ins
Multiplr: 1.00

Quant Results File: VM8A0703.R

Method : D:\M\METHODS\VM8A0703.M (RTE Integrator)
Title : VOA 8260 METHOD
Last Update : Mon Jul 03 13:08:12 2006
Response via : Initial Calibration

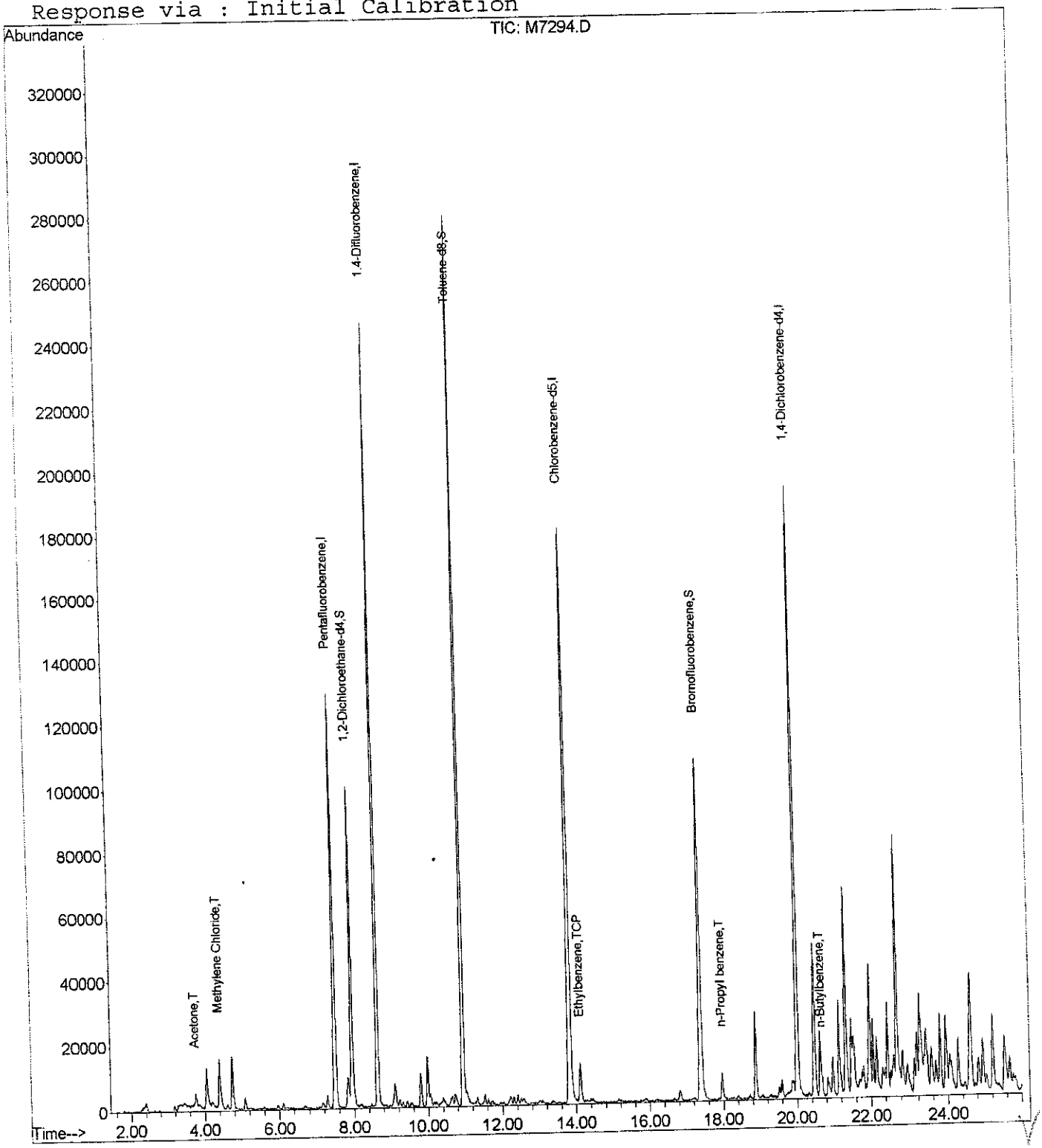

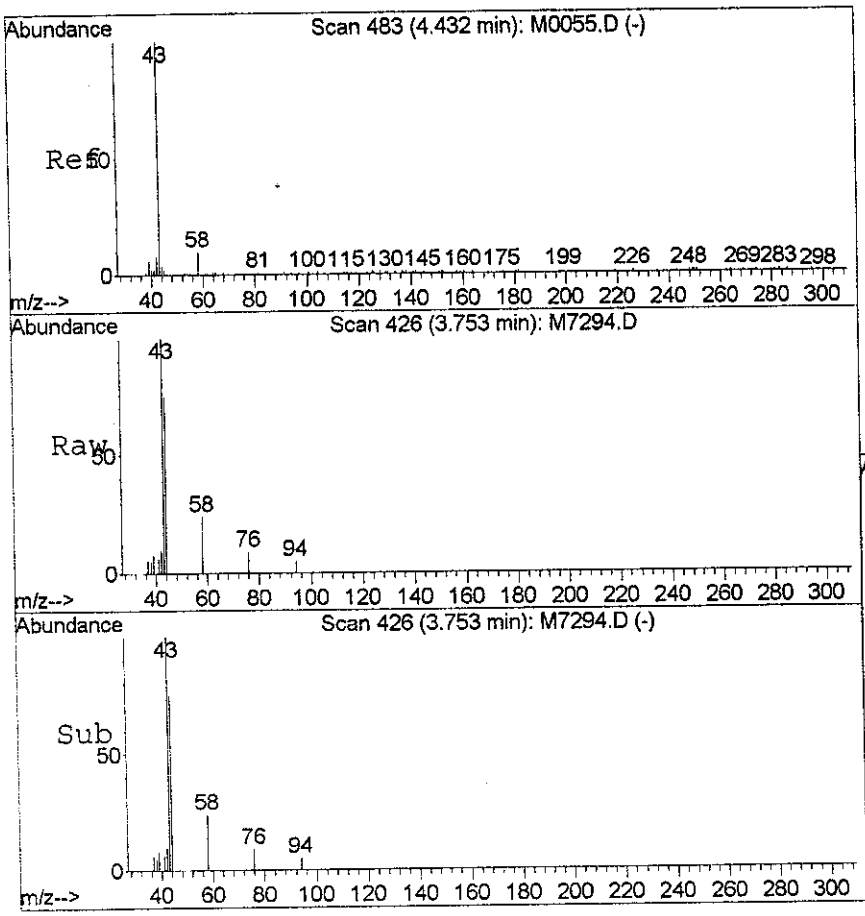

#4
Acetone
Concen: 7.77 ug/l
RT: 3.75 min Scan# 426
Delta R.T. 0.01 min
Lab File: M7294.D
Acq: 3 Aug 2006 16:10

Tgt Ion: 43 Resp: 5940

Ion	Ratio	Lower	Upper
43	100		
58	23.7	0.0	34.6

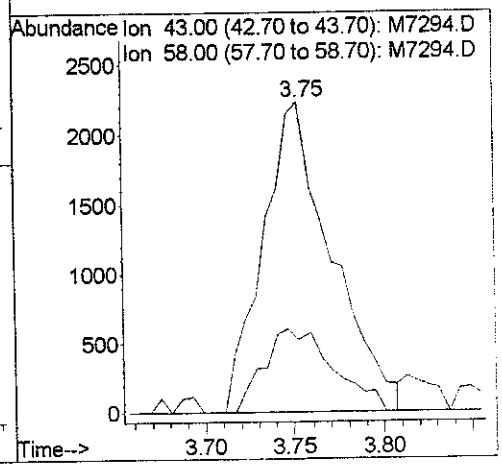

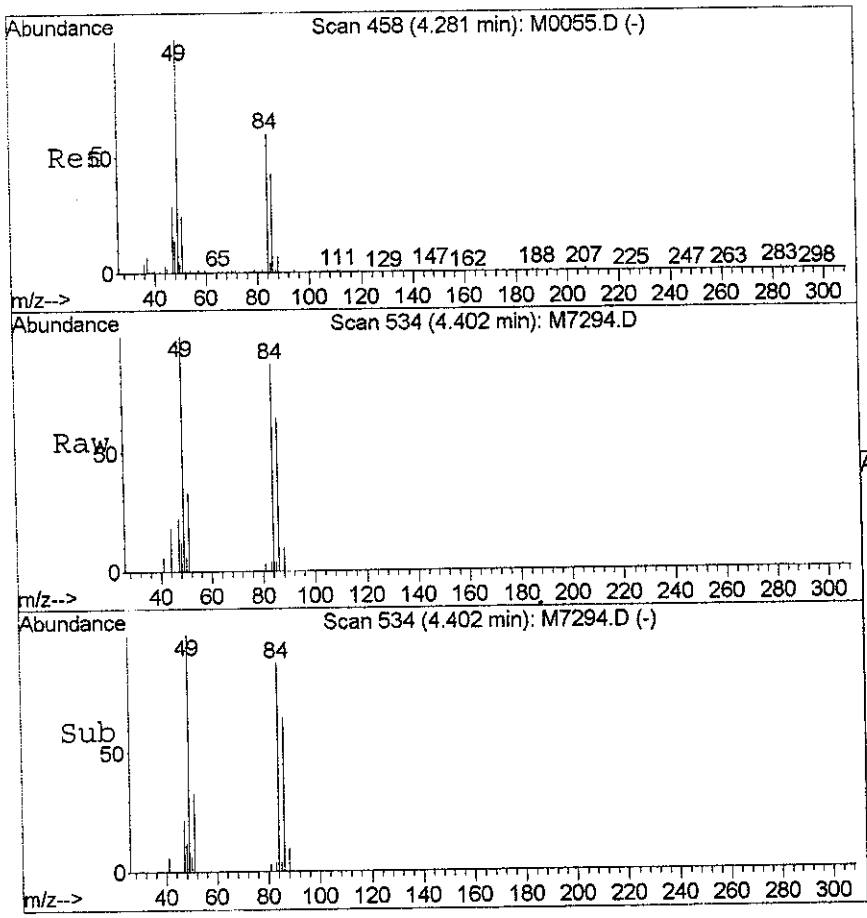

#13
Methylene Chloride
Concen: 4.98 ug/l
RT: 4.40 min Scan# 534
Delta R.T. 0.04 min
Lab File: M7294.D
Acq: 3 Aug 2006 16:10

Tgt Ion: 49 Resp: 13803

Ion	Ratio	Lower	Upper
49	100		
84	88.4	58.4	98.4
86	65.0	30.4	70.4

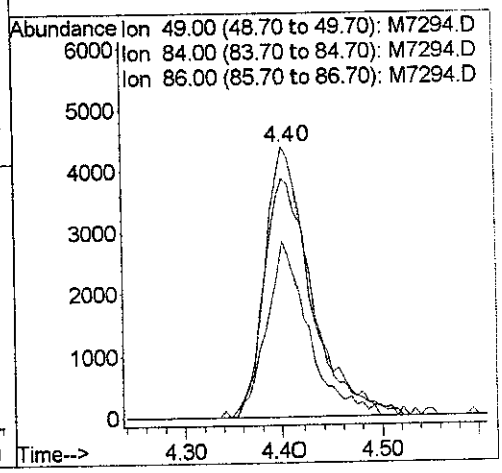

V-99

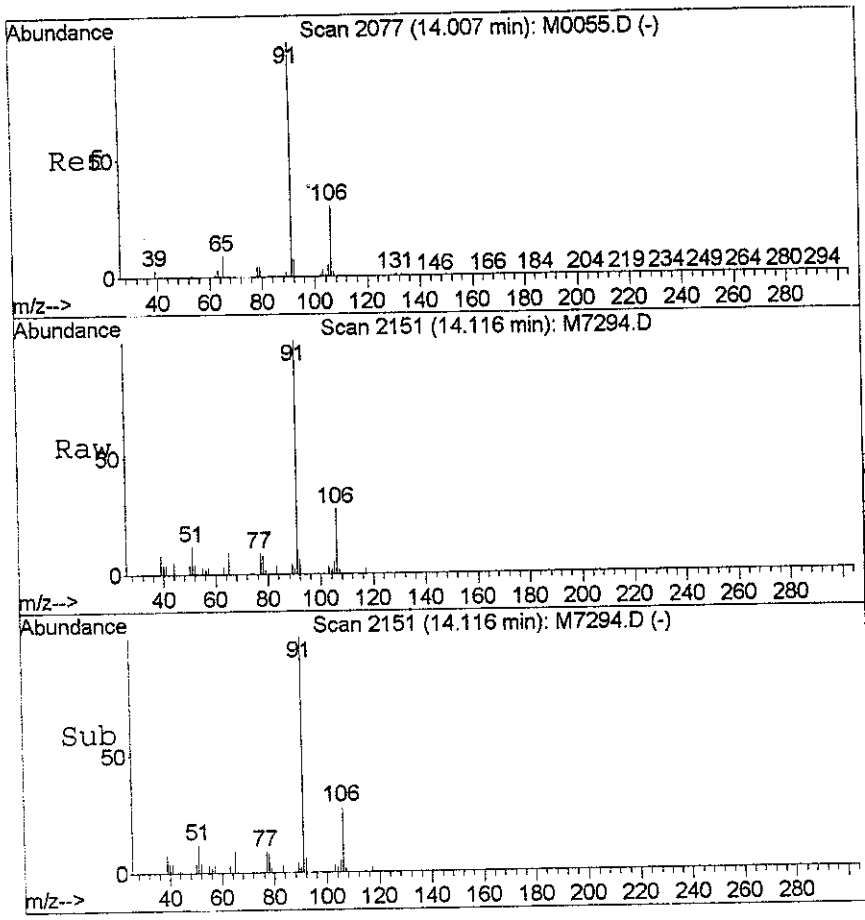

#48
Ethylbenzene
Concen: 2.21 ug/l
RT: 14.12 min Scan# 2151
Delta R.T. 0.06 min
Lab File: M7294.D
Acq: 3 Aug 2006 16:10

Tgt Ion: 91 Resp: 21191

Ion	Ratio	Lower	Upper
91	100		
106	27.7	9.3	49.3

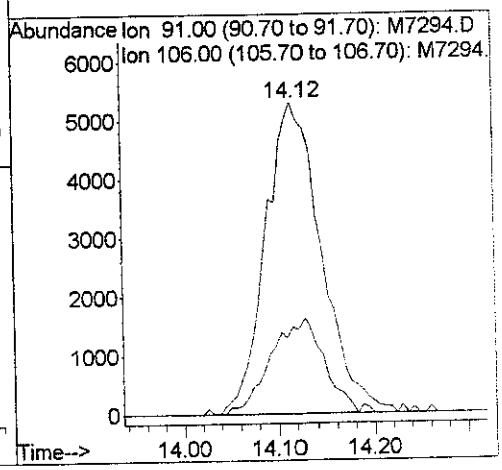

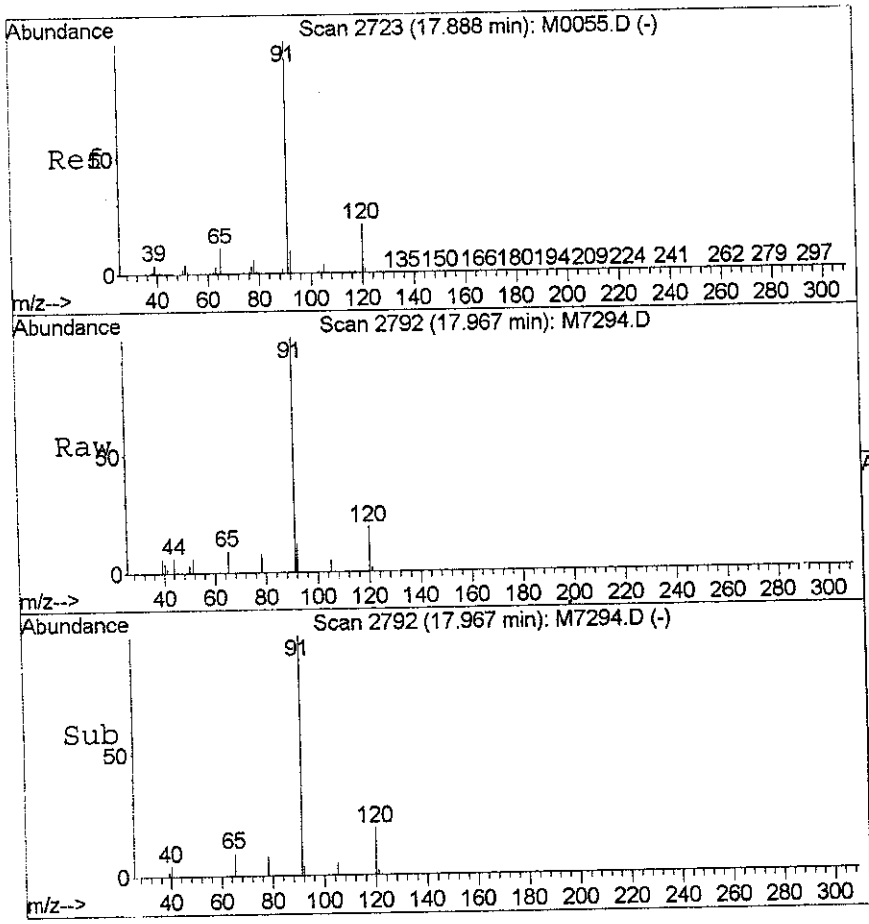

#59
n-Propyl benzene
Concen: 1.67 ug/l
RT: 17.97 min Scan# 2792
Delta R.T. 0.05 min
Lab File: M7294.D
Acq: 3 Aug 2006 16:10

Tgt Ion: 91 Resp: 16571

Ion	Ratio	Lower	Upper
91	100		
120	18.9	0.7	40.7

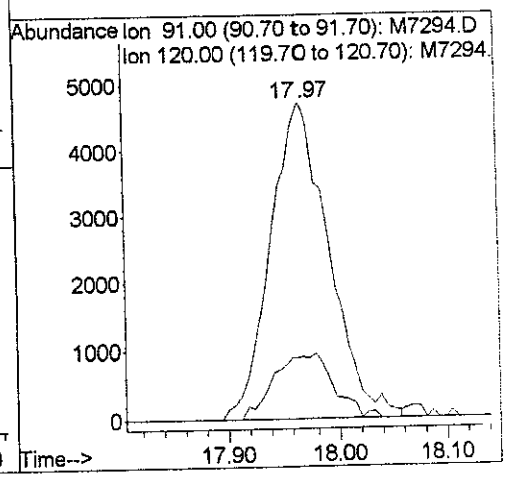

V-100

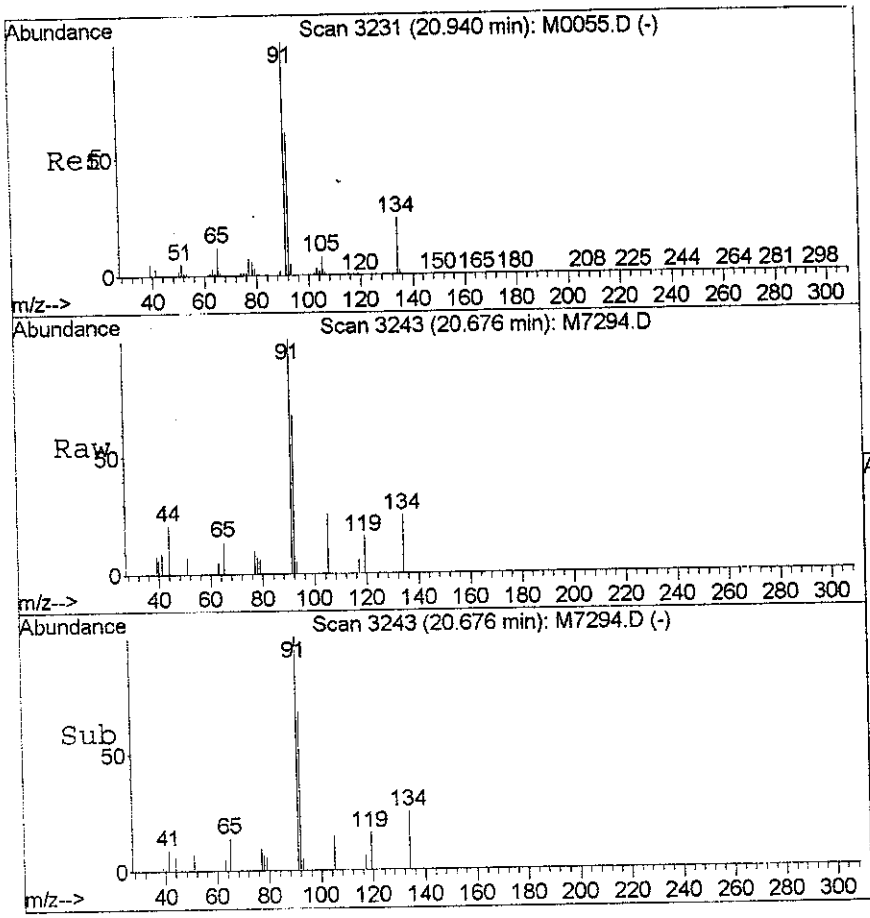

#70
n-Butylbenzene
Concen: 1.21 ug/l
RT: 20.68 min Scan# 3243
Delta R.T. 0.03 min
Lab File: M7294.D
Acq: 3 Aug 2006 16:10

Tgt Ion: 91 Resp: 8232

Ion	Ratio	Lower	Upper
91	100		
92	68.0	40.3	80.3

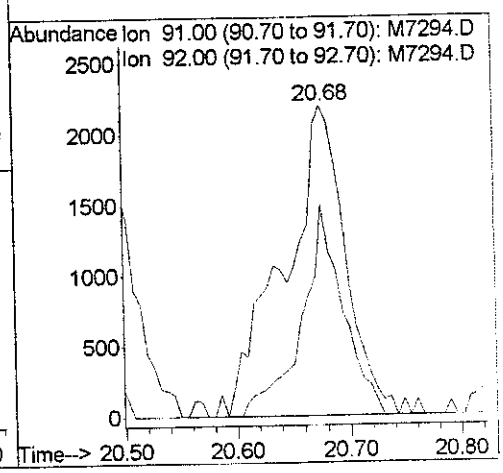

V-101

Quantitation Report (QT Reviewed)

Data File : D:\M\DATA\AUG06\M0803\M7294.D
Acq On : 3 Aug 2006 16:10
Sample : 0607266
Misc : WATER 2946 MW4
MS Integration Params: rteint.p
Quant Time: Aug 14 16:12 2006

Vial: 11
Operator:
Inst : GC/MS Ins
Multiplr: 1.00

Quant Results File: VM8A0703.RES

Quant Method : D:\M\METHODS\VM8A0703.M (RTE Integrator)
Title : VOA 8260 METHOD
Last Update : Mon Jul 03 13:08:12 2006
Response via : Initial Calibration
DataAcq Meth : VM8A0703

Internal Standards	R.T.	QIon	Response	Conc Units	Dev(Min)
1) Pentafluorobenzene	7.49	168	131302	50.00 ug/l	0.04
24) 1,4-Difluorobenzene	8.63	114	298055	50.00 ug/l	0.04
43) Chlorobenzene-d5	13.83	117	256537	50.00 ug/l	0.05
55) 1,4-Dichlorobenzene-d4	20.00	152	95402	50.00 ug/l	0.04
System Monitoring Compounds					
25) 1,2-Dichloroethane-d4	7.94	65	97821	46.15 ug/l	0.03
Spiked Amount 50.000	Range 76 - 114		Recovery = 92.30%		
36) Toluene-d8	10.94	98	305493	47.57 ug/l	0.04
Spiked Amount 50.000	Range 88 - 110		Recovery = 95.14%		
42) Bromofluorobenzene	17.38	95	109827	46.05 ug/l	0.05
Spiked Amount 50.000	Range 86 - 115		Recovery = 92.10%		
Target Compounds					Qvalue
4) Acetone	3.75	43	5940	7.77 ug/l	78
13) Methylene Chloride	4.40	49	13803	4.98 ug/l	85
48) Ethylbenzene	14.12	91	21191	2.21 ug/l	97
59) n-Propyl benzene	17.97	91	16571	1.67 ug/l	96
70) n-Butylbenzene	20.68	91	8232	1.21 ug/l	90

(#) = qualifier out of range (m) = manual integration

V-102

Quantitation Report

Data File : D:\M\DATA\AUG06\M0803\M7295.D
Acq On : 3 Aug 2006 16:44
Sample : 0607267
Misc : WATER 2946 MW5
MS Integration Params: rteint.p
Quant Time: Aug 4 10:16 2006

Vial: 12
Operator:
Inst : GC/MS Ins
Multiplr: 1.00

Quant Results File: VM8A0703.R

Method : D:\M\METHODS\VM8A0703.M (RTE Integrator)
Title : VOA 8260 METHOD
Last Update : Mon Jul 03 13:08:12 2006
Response via : Initial Calibration



V-103

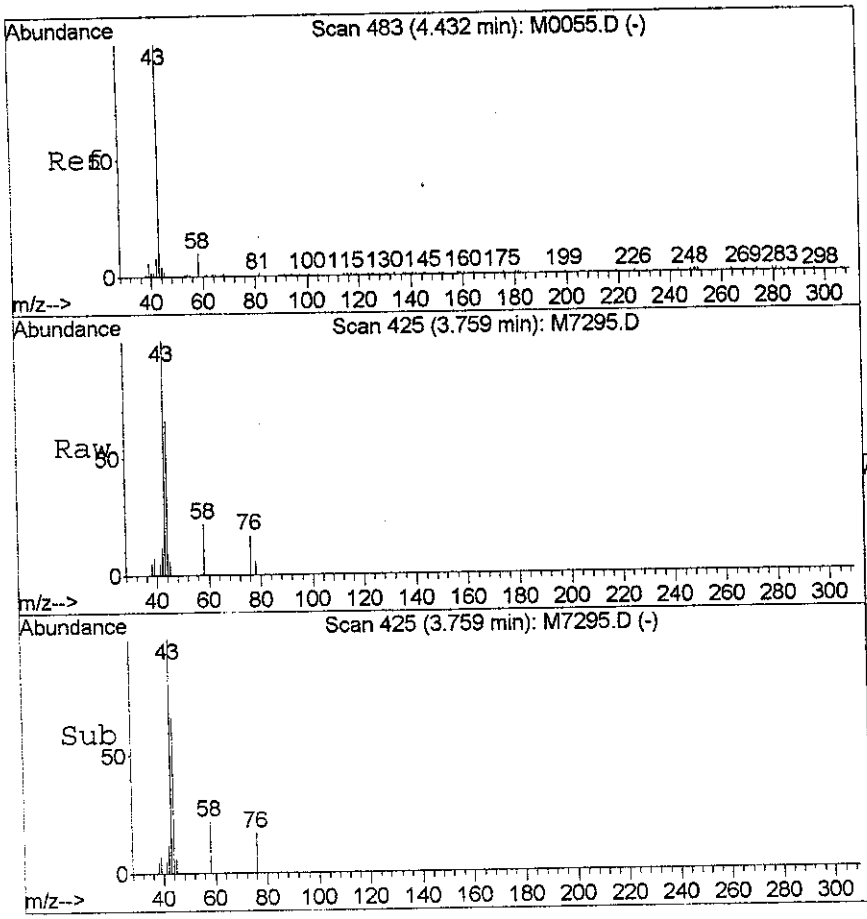

#4
Acetone
Concen: 5.16 ug/l
RT: 3.76 min Scan# 425
Delta R.T. 0.01 min
Lab File: M7295.D
Acq: 3 Aug 2006 16:44

Tgt Ion: 43 Resp: 6522

Ion	Ratio	Lower	Upper
43	100		
58	21.6	0.0	34.6

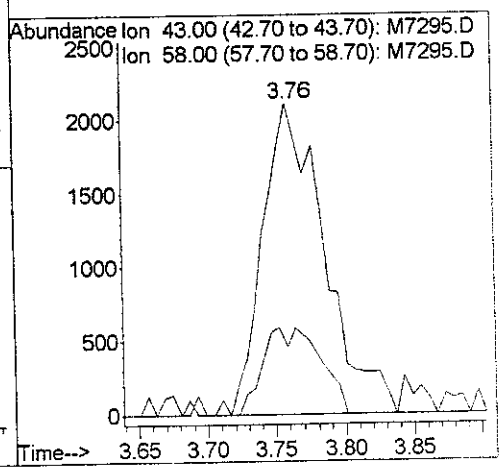

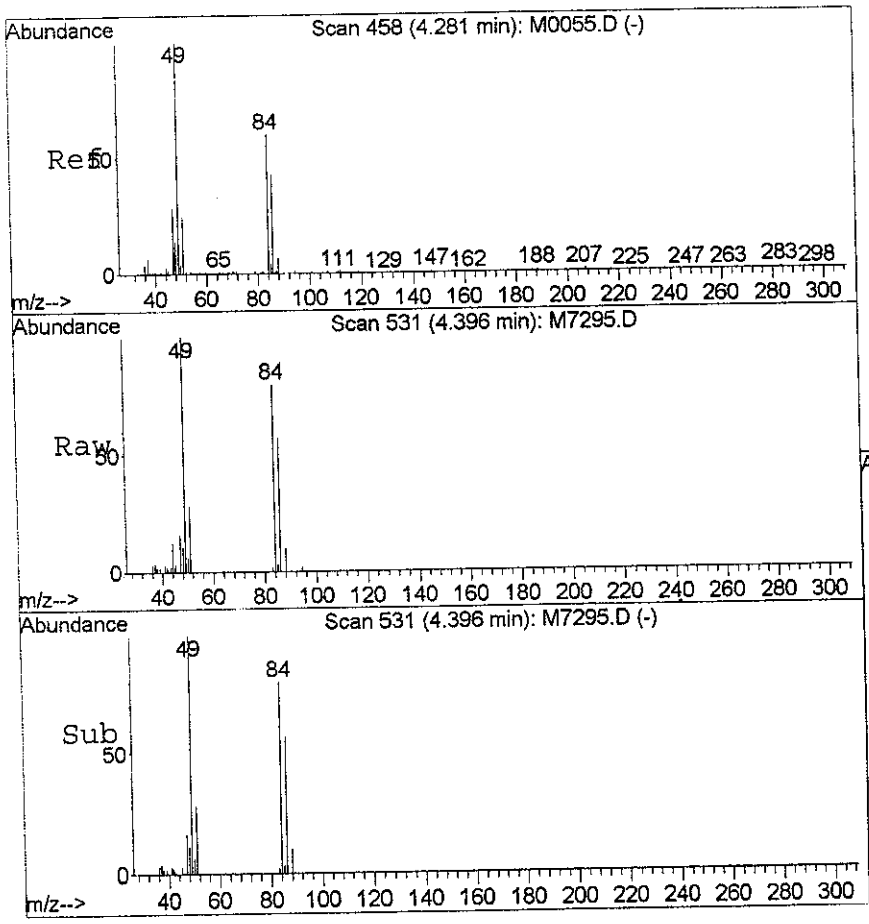

#13
Methylene Chloride
Concen: 4.04 ug/l
RT: 4.40 min Scan# 531
Delta R.T. 0.03 min
Lab File: M7295.D
Acq: 3 Aug 2006 16:44

Tgt Ion: 49 Resp: 18495

Ion	Ratio	Lower	Upper
49	100		
84	80.4	58.4	98.4
86	57.1	30.4	70.4

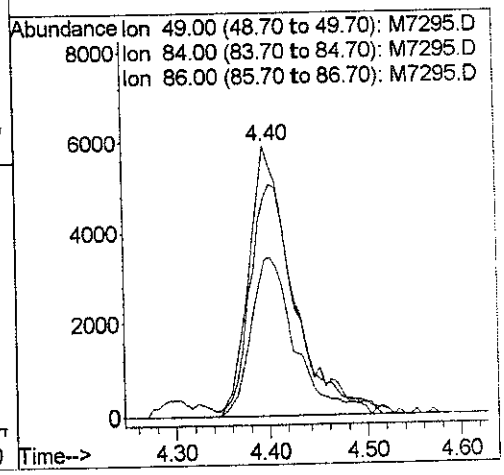

Y-104

Quantitation Report (QT Reviewed)

Data File : D:\M\DATA\AUG06\M0803\M7295.D
Acq On : 3 Aug 2006 16:44
Sample : 0607267
Misc : WATER 2946 MW5
MS Integration Params: rteint.p
Quant Time: Aug 4 10:16 2006

Vial: 12
Operator:
Inst : GC/MS Ins
Multiplr: 1.00

Quant Results File: VM8A0703.RES

Quant Method : D:\M\METHODS\VM8A0703.M (RTE Integrator)
Title : VOA 8260 METHOD
Last Update : Mon Jul 03 13:08:12 2006
Response via : Initial Calibration
DataAcq Meth : VM8A0703

Internal Standards	R.T.	QIon	Response	Conc Units	Dev(Min)
1) Pentafluorobenzene	7.49	168	216791	50.00 ug/l	0.04
24) 1,4-Difluorobenzene	8.62	114	472686	50.00 ug/l	0.04
43) Chlorobenzene-d5	13.83	117	400804	50.00 ug/l	0.05
55) 1,4-Dichlorobenzene-d4	20.01	152	150366	50.00 ug/l	0.05
System Monitoring Compounds					
25) 1,2-Dichloroethane-d4	7.94	65	165460	49.22 ug/l	0.03
Spiked Amount 50.000	Range 76 - 114		Recovery = 98.44%		
36) Toluene-d8	10.94	98	520643	51.12 ug/l	0.04
Spiked Amount 50.000	Range 88 - 110		Recovery = 102.24%		
42) Bromofluorobenzene	17.38	95	183969	48.64 ug/l	0.05
Spiked Amount 50.000	Range 86 - 115		Recovery = 97.28%		
Target Compounds					Qvalue
4) Acetone	3.76	43	6522	5.16 ug/l	83
13) Methylene Chloride	4.40	49	18495	4.04 ug/l	95

(#) = qualifier out of range (m) = manual integration

V-105

Quantitation Report

Data File : D:\M\DATA\AUG06\M0803\M7296.D
Acq On : 3 Aug 2006 17:17
Sample : 0607268
Misc : WATER 2946 MW6
MS Integration Params: rteint.p
Quant Time: Aug 4 10:20 2006

Vial: 13
Operator:
Inst : GC/MS Ins
Multiplr: 1.00

Quant Results File: VM8A0703.R

Method : D:\M\METHODS\VM8A0703.M (RTE Integrator)
Title : VOA 8260 METHOD
Last Update : Mon Jul 03 13:08:12 2006
Response via : Initial Calibration

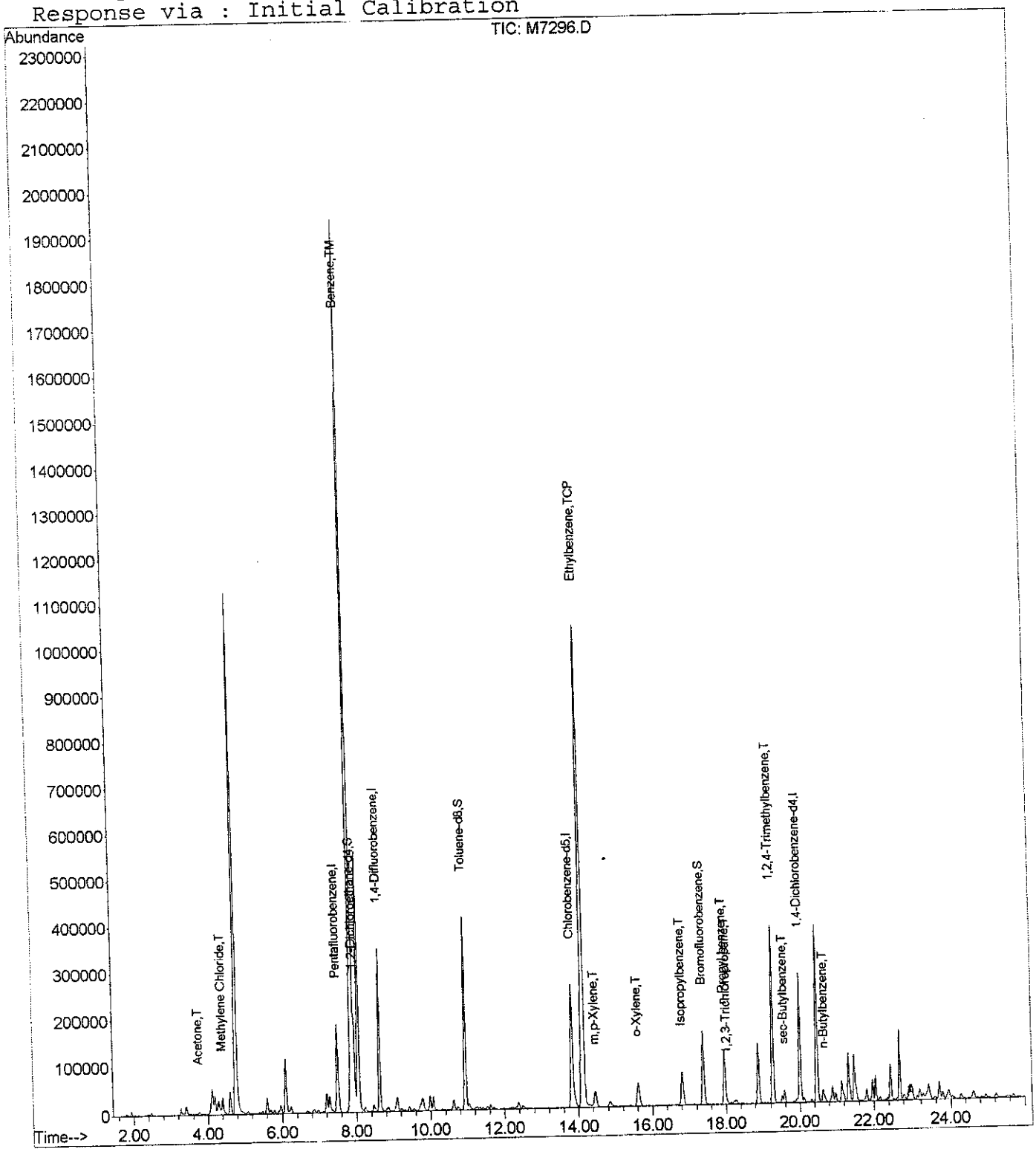

V-106

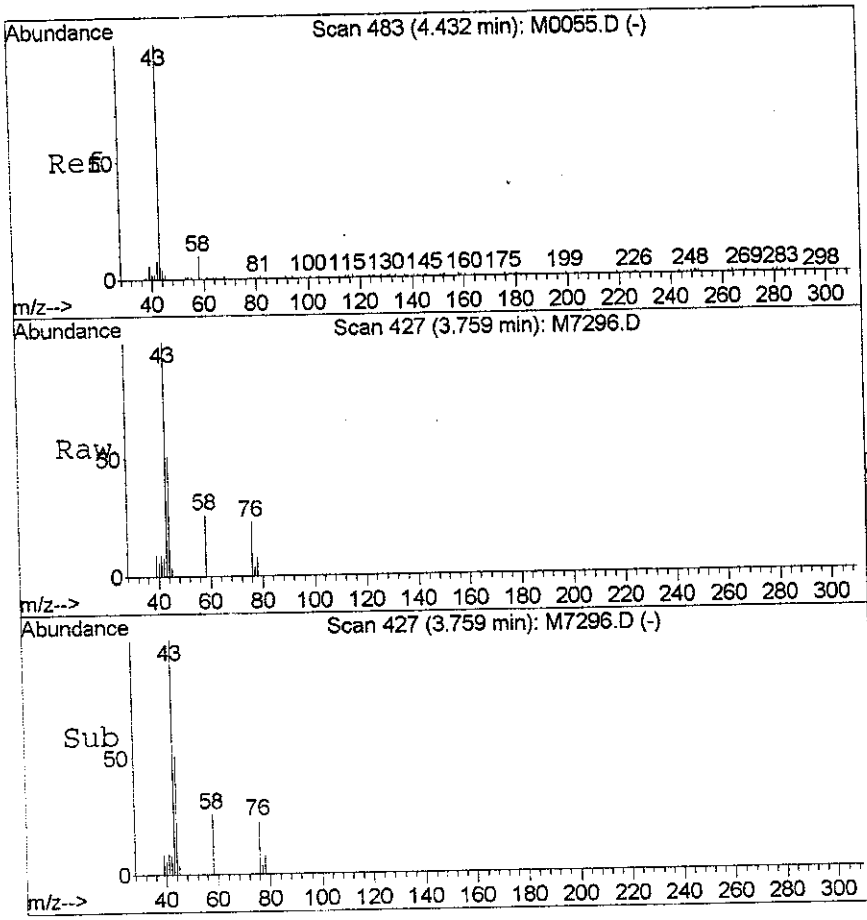

#4
Acetone
Concen: 7.10 ug/l
RT: 3.76 min Scan# 427
Delta R.T. 0.01 min
Lab File: M7296.D
Acq: 3 Aug 2006 17:17

Tgt Ion: 43 Resp: 7677

Ion	Ratio	Lower	Upper
43	100		
58	25.9	0.0	34.6

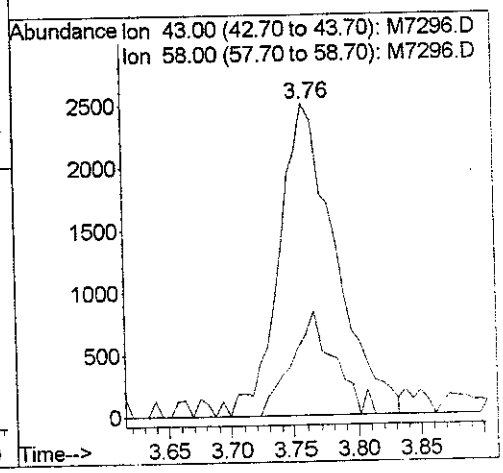

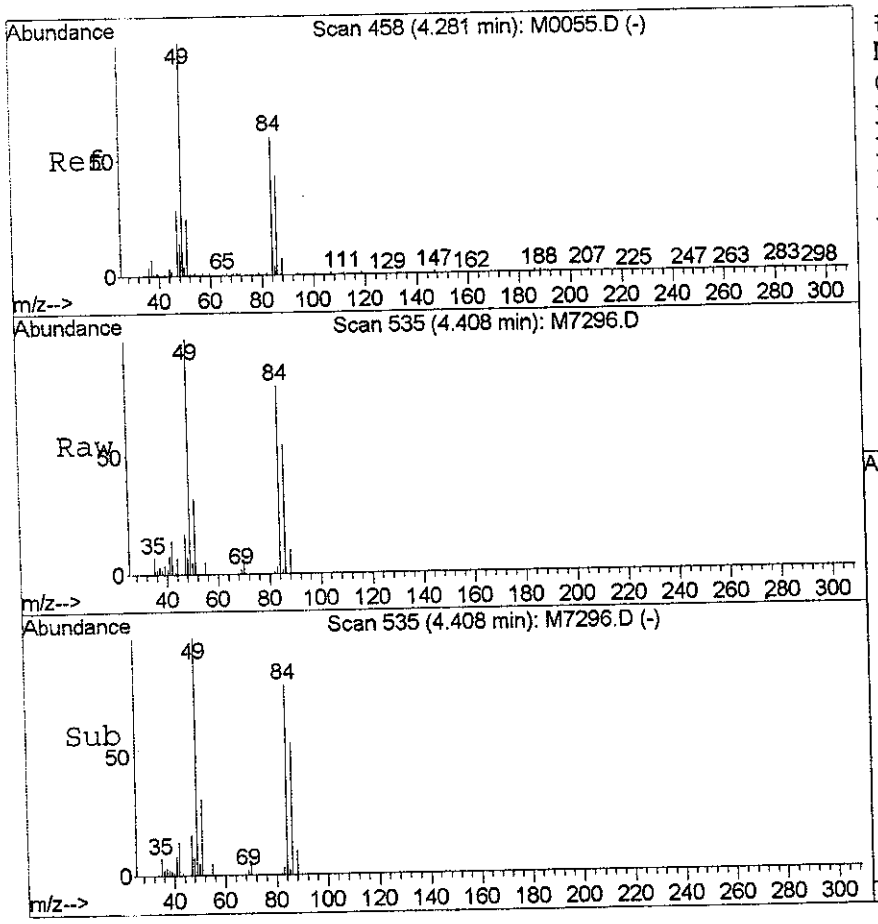

#13
Methylene Chloride
Concen: 6.99 ug/l
RT: 4.41 min Scan# 535
Delta R.T. 0.05 min
Lab File: M7296.D
Acq: 3 Aug 2006 17:17

Tgt Ion: 49 Resp: 27403

Ion	Ratio	Lower	Upper
49	100		
84	80.0	58.4	98.4
86	55.3	30.4	70.4

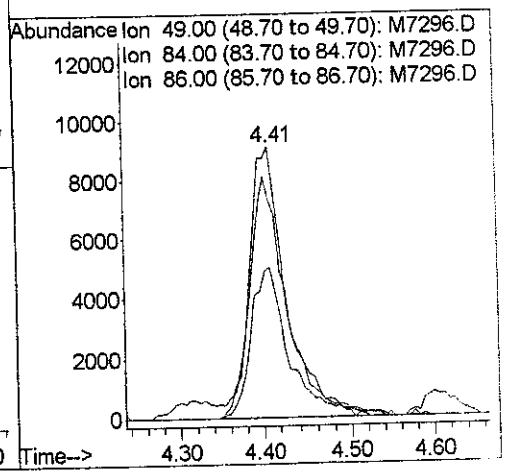

V-107

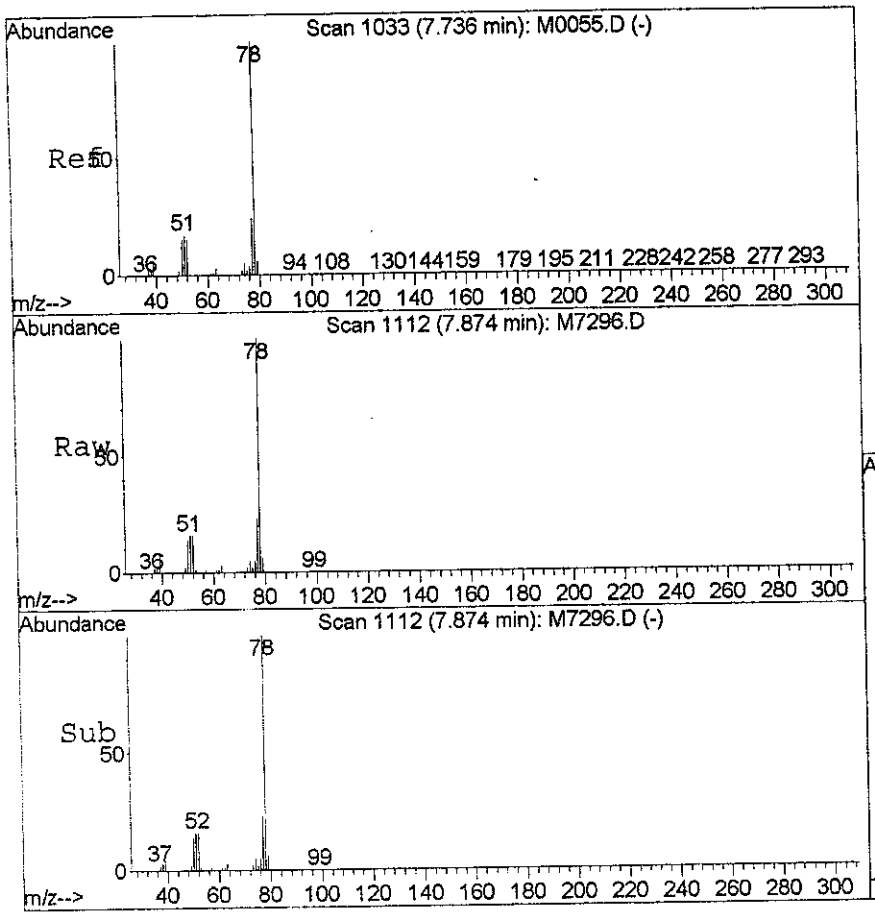

#29
Benzene
Concen: 216.32 ug/l
RT: 7.87 min Scan# 1112
Delta R.T. 0.04 min
Lab File: M7296.D
Acq: 3 Aug 2006 17:17

Tgt Ion: 78 Resp: 2653462

Ion	Ratio	Lower	Upper
78	100		
51	16.3	0.0	35.1
52	16.3	0.0	36.3

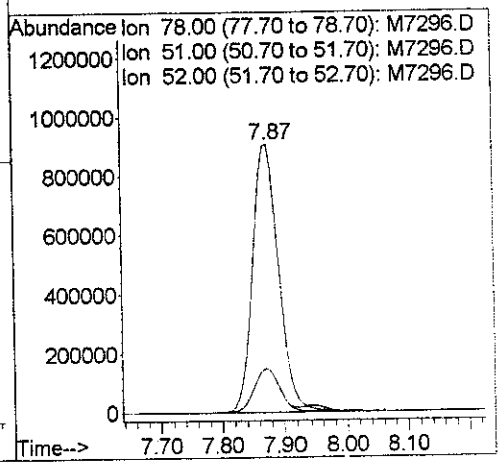

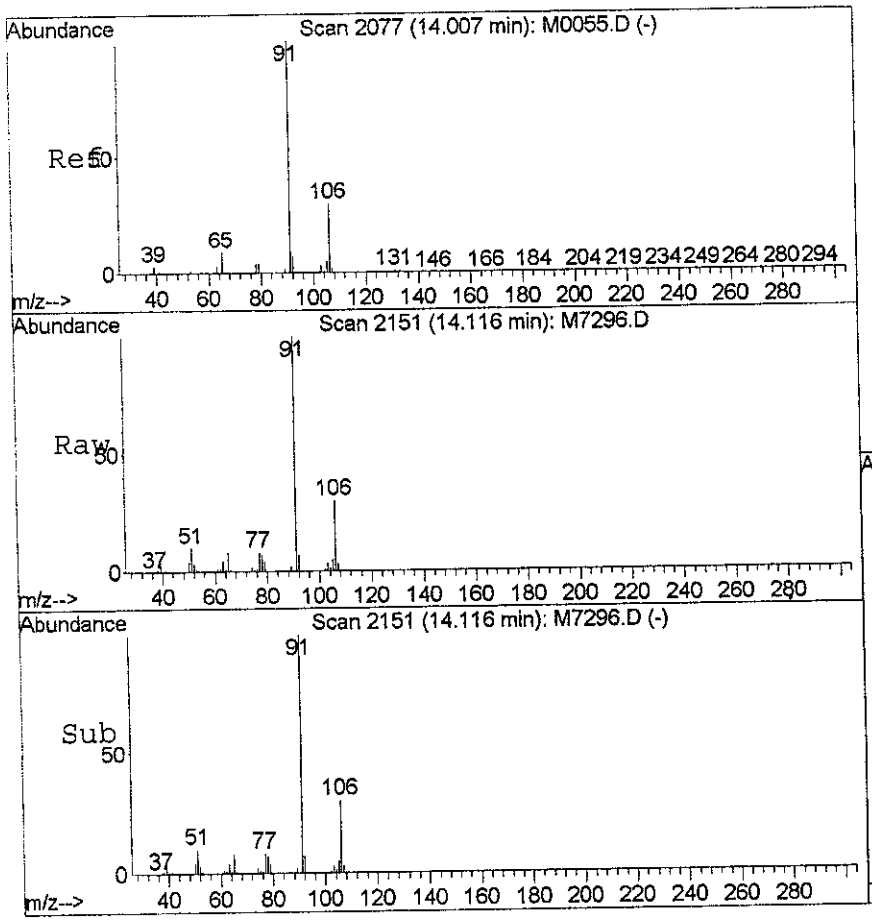

#48
Ethylbenzene
Concen: 141.59 ug/l
RT: 14.12 min Scan# 2151
Delta R.T. 0.06 min
Lab File: M7296.D
Acq: 3 Aug 2006 17:17

Tgt Ion: 91 Resp: 1950521

Ion	Ratio	Lower	Upper
91	100		
106	29.9	9.3	49.3

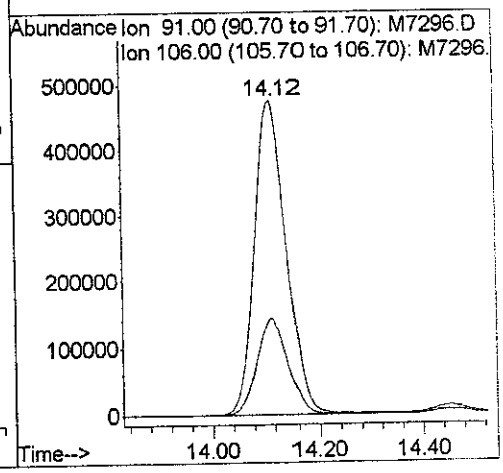

V-108

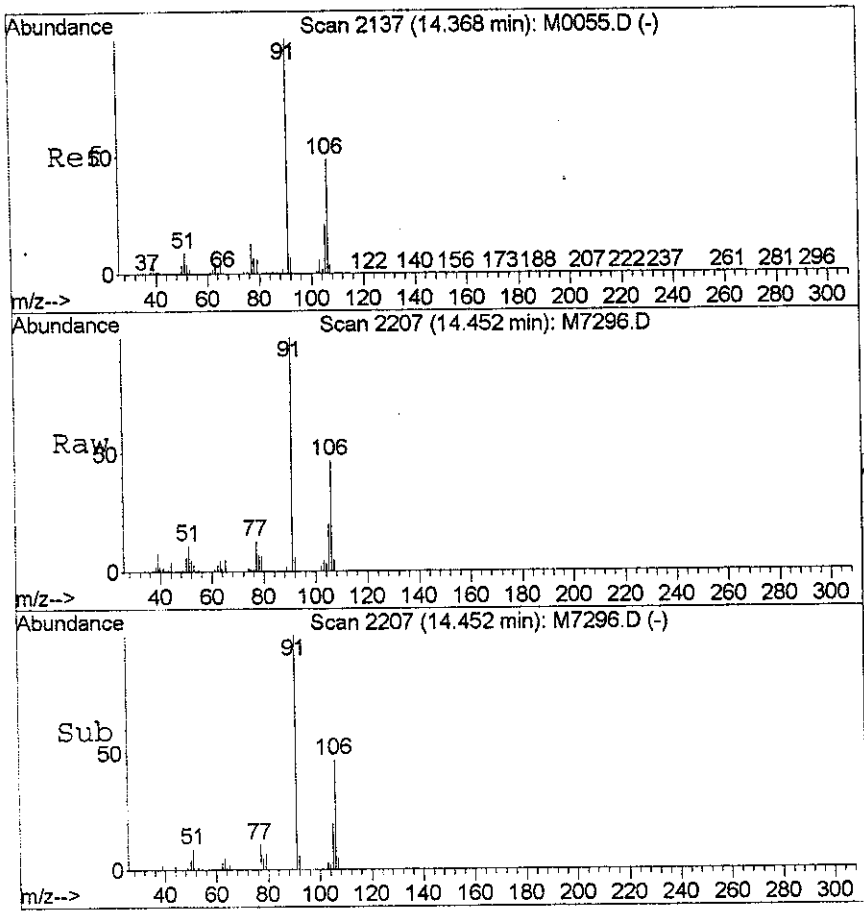

#51
m,p-Xylene
Concen: 5.87 ug/l m
RT: 14.45 min Scan# 2207
Delta R.T. 0.06 min
Lab File: M7296.D
Acq: 3 Aug 2006 17:17

Tgt Ion: 91 Resp: 58971

Ion	Ratio	Lower	Upper
91	100		
106	46.9	31.3	71.3

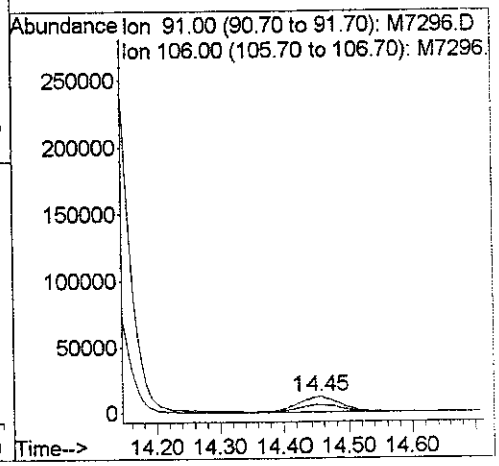

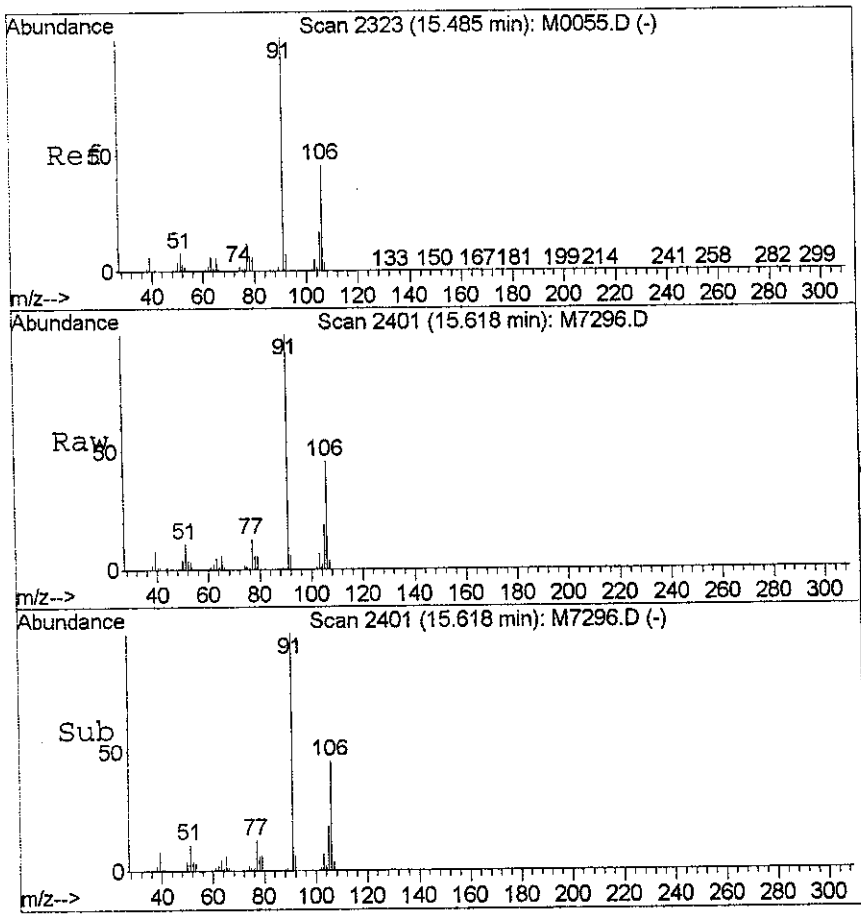

#52
o-Xylene
Concen: 8.54 ug/l
RT: 15.62 min Scan# 2401
Delta R.T. 0.07 min
Lab File: M7296.D
Acq: 3 Aug 2006 17:17

Tgt Ion: 91 Resp: 85117

Ion	Ratio	Lower	Upper
91	100		
106	46.1	27.8	67.8

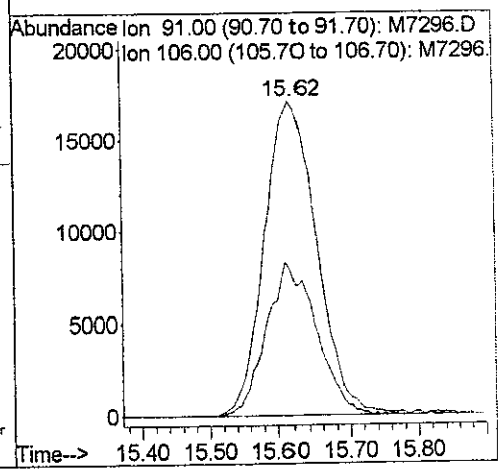

V-109

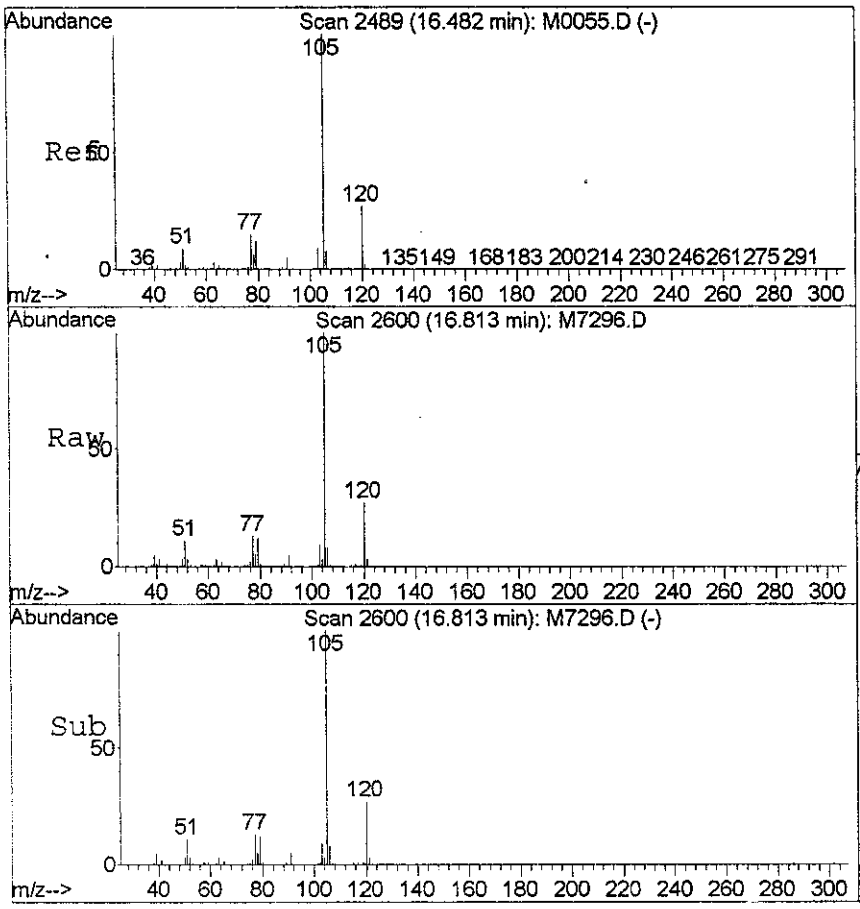

#56
Isopropylbenzene
Concen: 12.20 ug/l
RT: 16.81 min Scan# 2600
Delta R.T. 0.06 min
Lab File: M7296.D
Acq: 3 Aug 2006 17:17

Tgt Ion:105 Resp: 127924

Ion	Ratio	Lower	Upper
105	100		
120	26.7	7.0	47.0

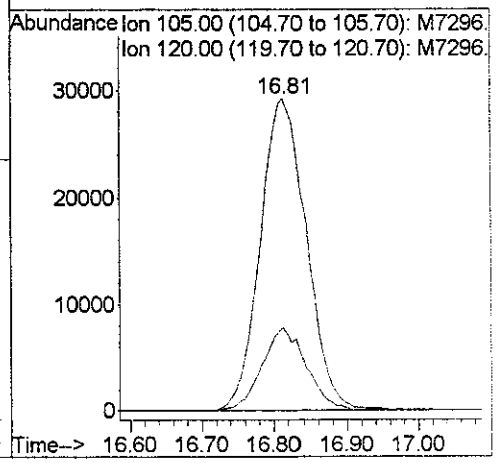

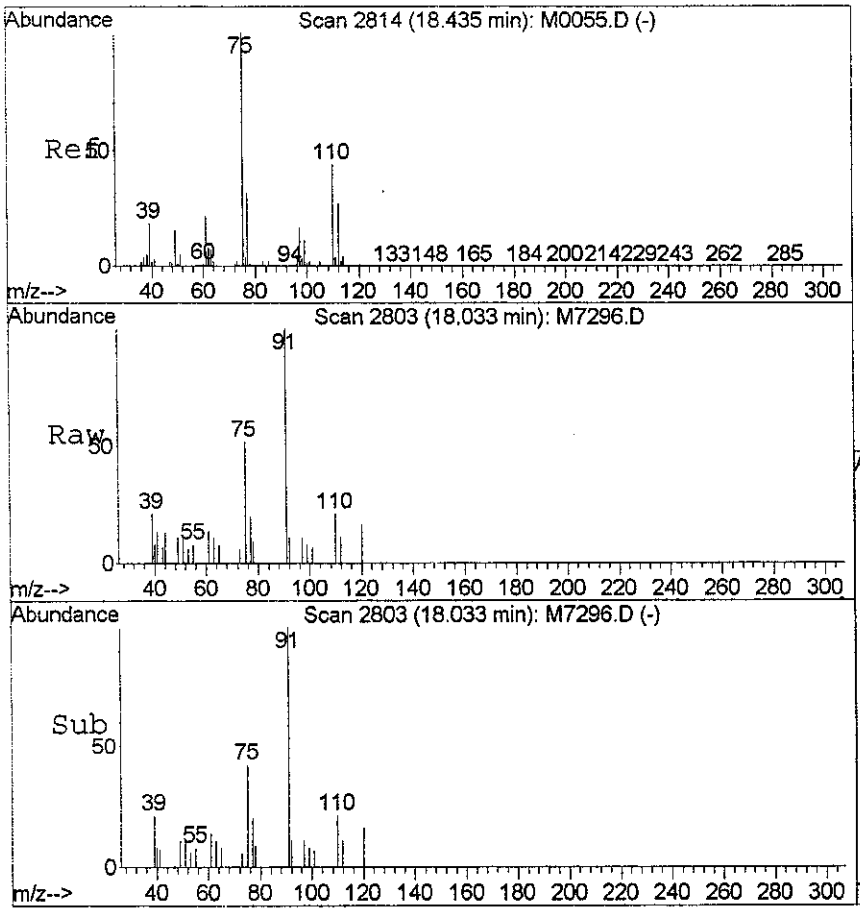

#58
1,2,3-Trichloropropane
Concen: 1.14 ug/l
RT: 18.03 min Scan# 2803
Delta R.T. 0.04 min
Lab File: M7296.D
Acq: 3 Aug 2006 17:17

Tgt Ion: 75 Resp: 3331

Ion	Ratio	Lower	Upper
75	100		
110	39.9	17.3	57.3
112	21.4	3.5	43.5

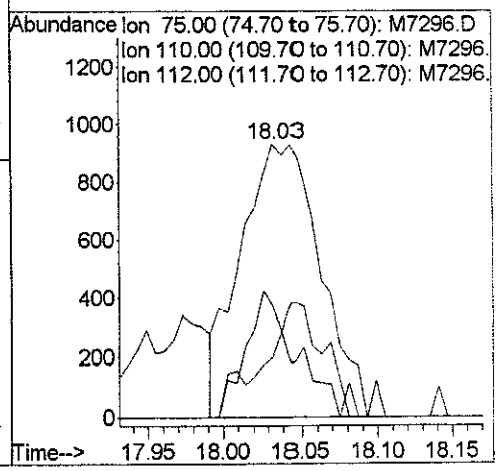

Y-110

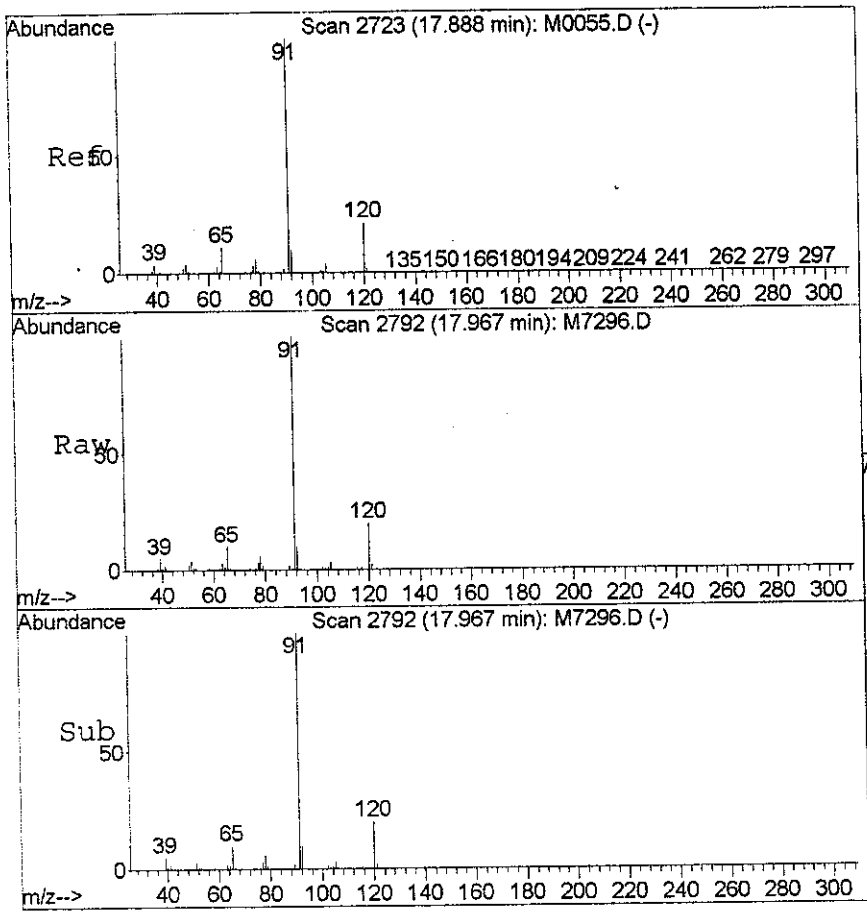

#59
n-Propyl benzene
Concen: 15.28 ug/l
RT: 17.97 min Scan# 2792
Delta R.T. 0.05 min
Lab File: M7296.D
Acq: 3 Aug 2006 17:17

Tgt Ion: 91 Resp: 209914

Ion	Ratio	Lower	Upper
91	100		
120	20.4	0.7	40.7

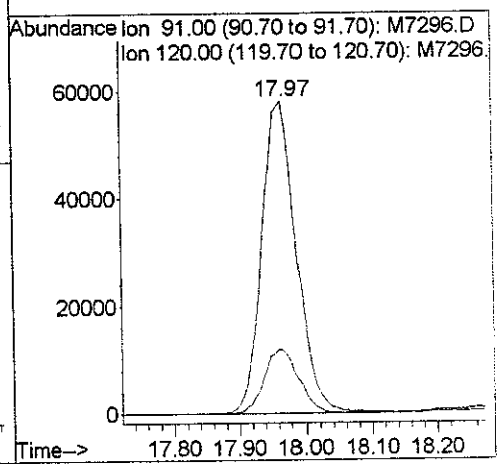

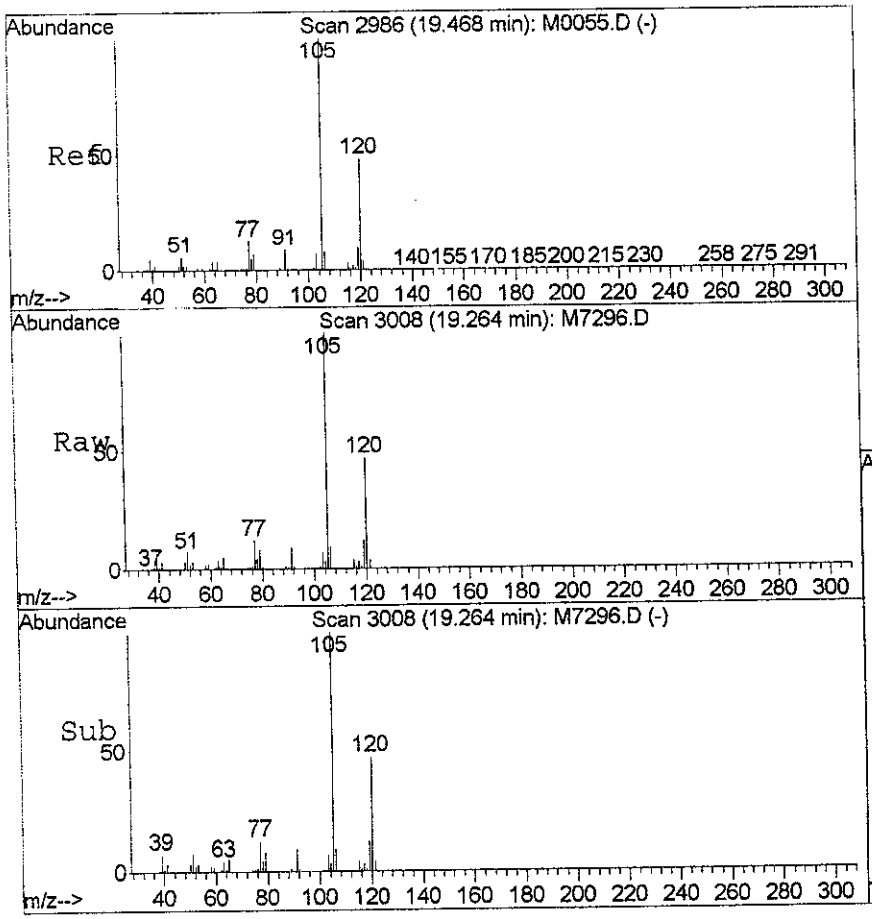

#65
1,2,4-Trimethylbenzene
Concen: 47.92 ug/l
RT: 19.26 min Scan# 3008
Delta R.T. 0.04 min
Lab File: M7296.D
Acq: 3 Aug 2006 17:17

Tgt Ion:105 Resp: 423825

Ion	Ratio	Lower	Upper
105	100		
120	46.8	30.8	70.8
77	11.6	0.0	32.6

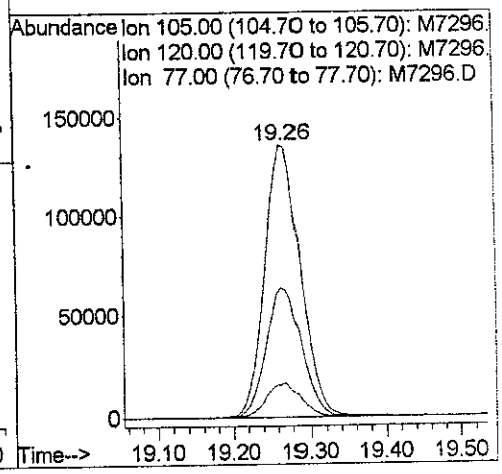

V-111

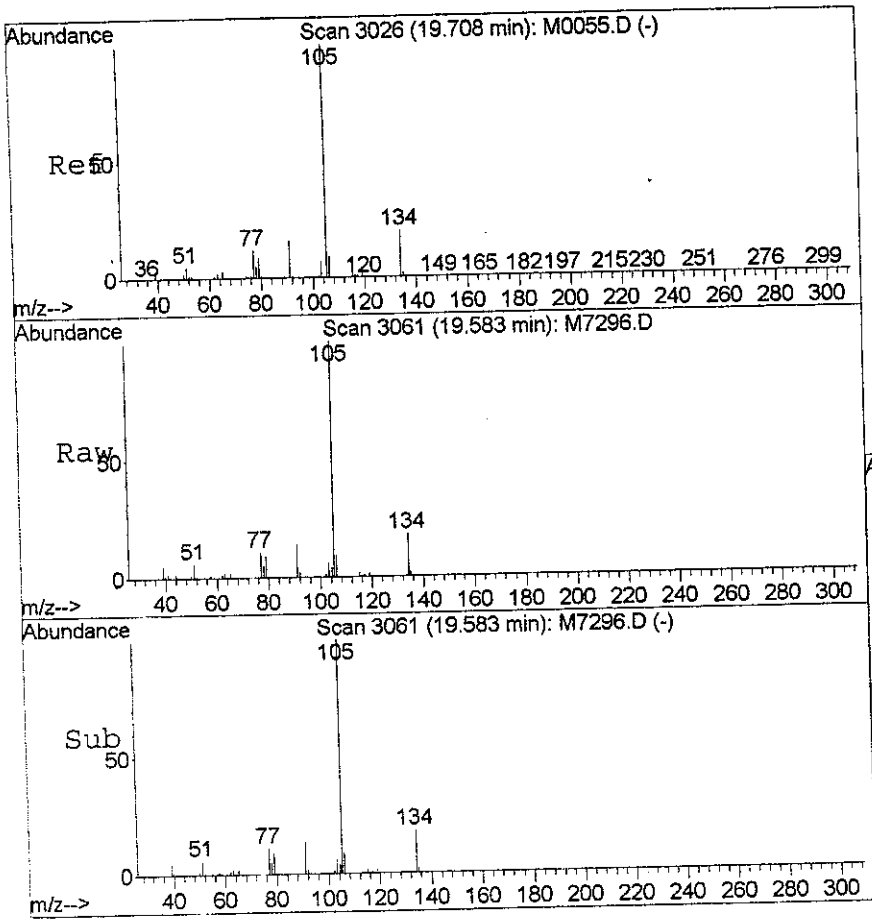

#66
sec-Butylbenzene
Concen: 2.94 ug/l
RT: 19.58 min Scan# 3061
Delta R.T. 0.03 min
Lab File: M7296.D
Acq: 3 Aug 2006 17:17

Tgt Ion:105 Resp: 36468

Ion	Ratio	Lower	Upper
105	100		
134	18.4	0.0	39.3
91	14.2	0.0	34.1

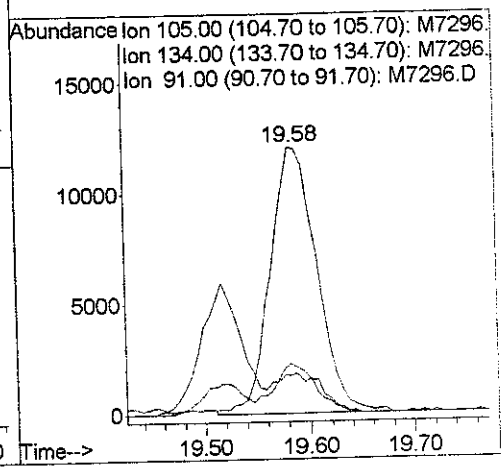

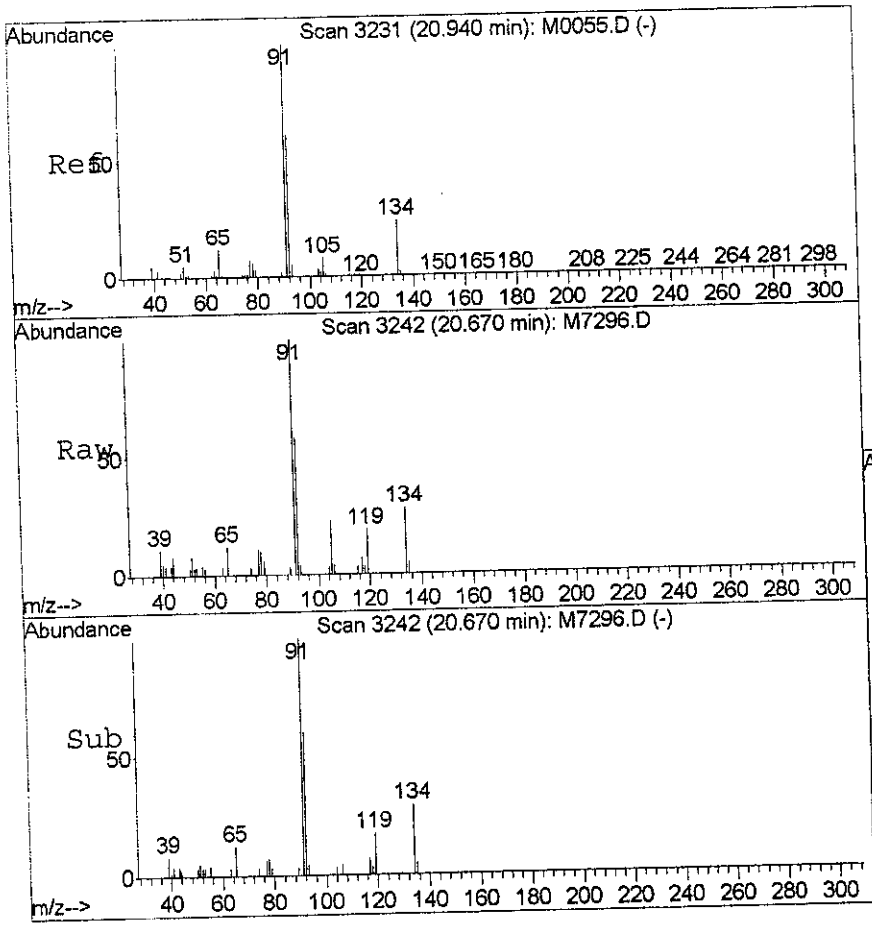

#70
n-Butylbenzene
Concen: 1.54 ug/l
RT: 20.67 min Scan# 3242
Delta R.T. 0.03 min
Lab File: M7296.D
Acq: 3 Aug 2006 17:17

Tgt Ion: 91 Resp: 14456

Ion	Ratio	Lower	Upper
91	100		
92	58.0	40.3	80.3

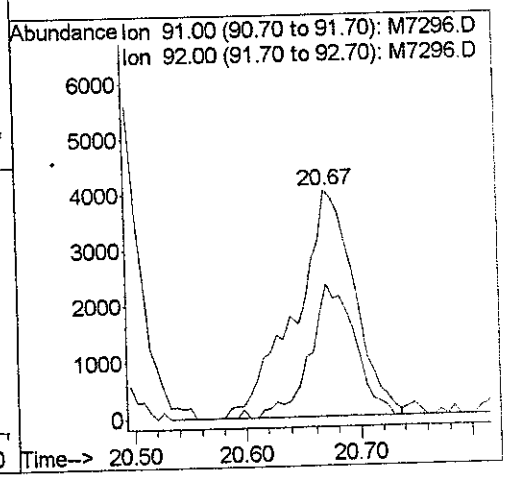

V-112

Quantitation Report (QT Reviewed)

Data File : D:\M\DATA\AUG06\M0803\M7296.D
Acq On : 3 Aug 2006 17:17
Sample : 0607268
Misc : WATER 2946 MW6
MS Integration Params: rteint.p
Quant Time: Aug 4 10:20 2006

Vial: 13
Operator:
Inst : GC/MS Ins
Multiplr: 1.00

Quant Results File: VM8A0703.RES

Quant Method : D:\M\METHODS\VM8A0703.M (RTE Integrator)
Title : VOA 8260 METHOD
Last Update : Mon Jul 03 13:08:12 2006
Response via : Initial Calibration
DataAcq Meth : VM8A0703

Internal Standards	R.T.	QIon	Response	Conc	Units	Dev(Min)
1) Pentafluorobenzene	7.49	168	185691	50.00	ug/l	0.04
24) 1,4-Difluorobenzene	8.63	114	420823	50.00	ug/l	0.04
43) Chlorobenzene-d5	13.83	117	368418	50.00	ug/l	0.05
55) 1,4-Dichlorobenzene-d4	20.00	152	132022	50.00	ug/l	0.04
System Monitoring Compounds						
25) 1,2-Dichloroethane-d4	7.95	65	142294	47.55	ug/l	0.04
Spiked Amount 50.000	Range 76 - 114		Recovery = 95.10%			
36) Toluene-d8	10.94	98	441179	48.66	ug/l	0.04
Spiked Amount 50.000	Range 88 - 110		Recovery = 97.32%			
42) Bromofluorobenzene	17.38	95	155078	46.05	ug/l	0.05
Spiked Amount 50.000	Range 86 - 115		Recovery = 92.10%			

Target Compounds						Qvalue
4) Acetone	3.76	43	7677	7.10	ug/l	73
13) Methylene Chloride	4.41	49	27403	6.99	ug/l	96
29) Benzene	7.87	78	2653462	216.32	ug/l	99
48) Ethylbenzene	14.12	91	1950521	141.59	ug/l	99
51) m,p-Xylene	14.45	91	58971m	5.87	ug/l	
52) o-Xylene	15.62	91	85117	8.54	ug/l	97
56) Isopropylbenzene	16.81	105	127924	12.20	ug/l	99
58) 1,2,3-Trichloropropane	18.03	75	3331	1.14	ug/l	96
59) n-Propyl benzene	17.97	91	209914	15.28	ug/l	99
65) 1,2,4-Trimethylbenzene	19.26	105	423825	47.92	ug/l	95
66) sec-Butylbenzene	19.58	105	36468	2.94	ug/l	99
70) n-Butylbenzene	20.67	91	14456	1.54	ug/l	97

(#) = qualifier out of range (m) = manual integration

V-113

Quantitation Report

Data File : D:\M\DATA\AUG06\M0804\M7320.D
Acq On : 4 Aug 2006 17:25
Sample : 0607268DL
Misc : WATER 2946 MW6 (3)
MS Integration Params: rteint.p
Quant Time: Aug 7 12:51 2006

Vial: 12
Operator:
Inst : GC/MS Ins
Multiplr: 1.00

Quant Results File: VM8A0703.R

Method : D:\M\METHODS\VM8A0703.M (RTE Integrator)
Title : VOA 8260 METHOD
Last Update : Mon Jul 03 13:08:12 2006
Response via : Initial Calibration



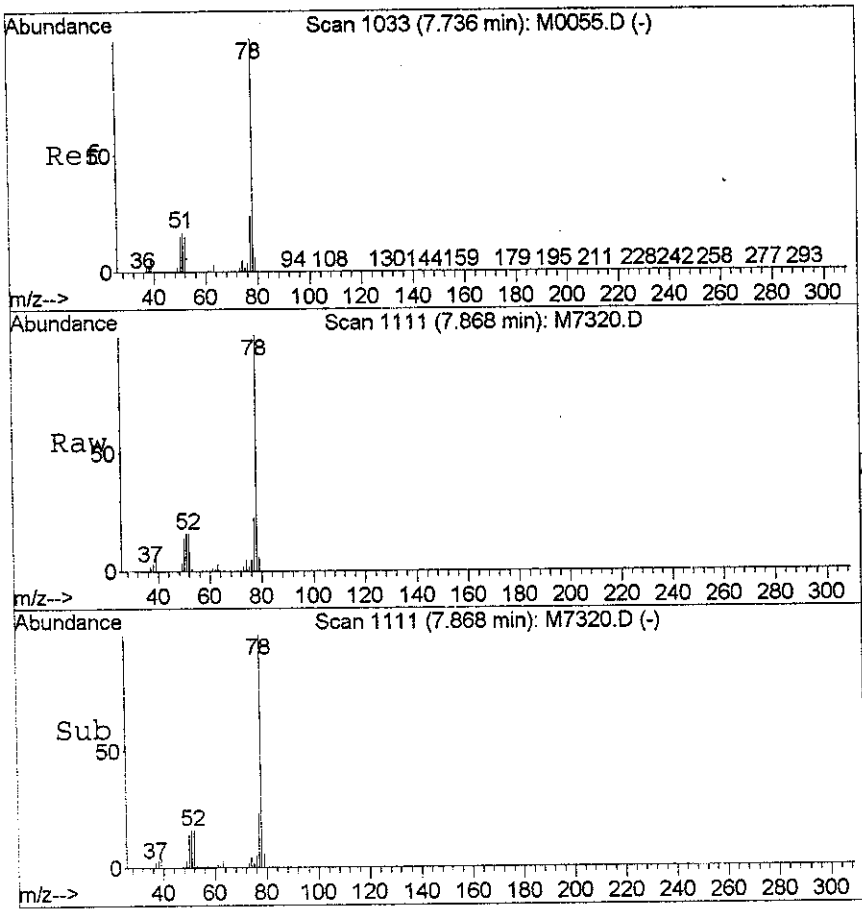

#29
Benzene
Concen: 37.90 ug/l
RT: 7.87 min Scan# 1111
Delta R.T. 0.04 min
Lab File: M7320.D
Acq: 4 Aug 2006 17:25

Tgt Ion: 78 Resp: 391363

Ion	Ratio	Lower	Upper
78	100		
51	15.7	0.0	35.1
52	15.9	0.0	36.3

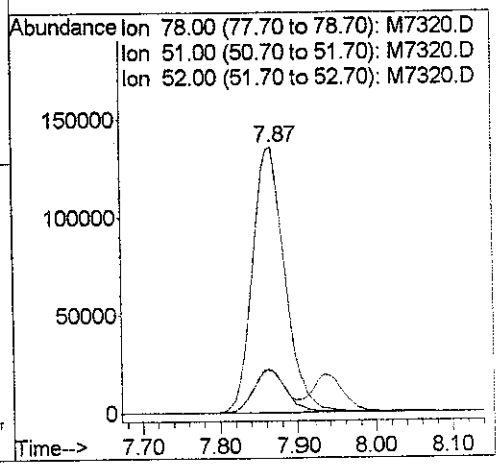

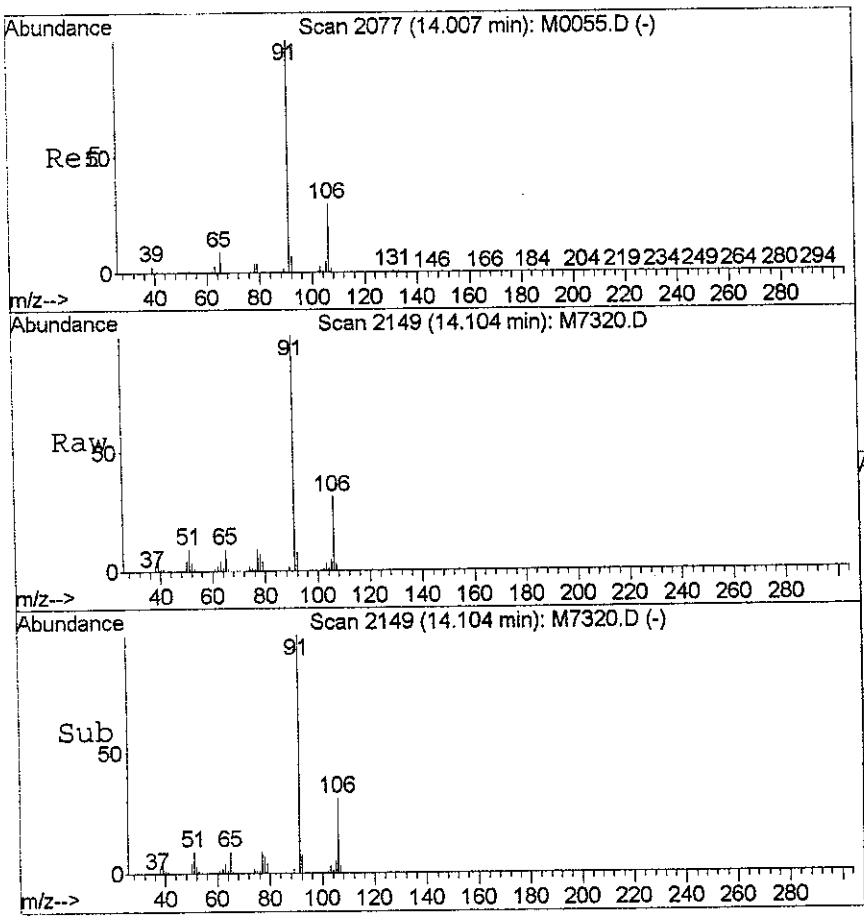

#48
Ethylbenzene
Concen: 24.26 ug/l
RT: 14.10 min Scan# 2149
Delta R.T. 0.05 min
Lab File: M7320.D
Acq: 4 Aug 2006 17:25

Tgt Ion: 91 Resp: 278083

Ion	Ratio	Lower	Upper
91	100		
106	30.8	9.3	49.3

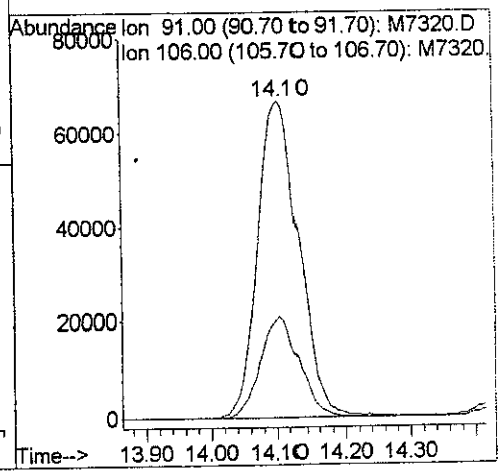

V-115

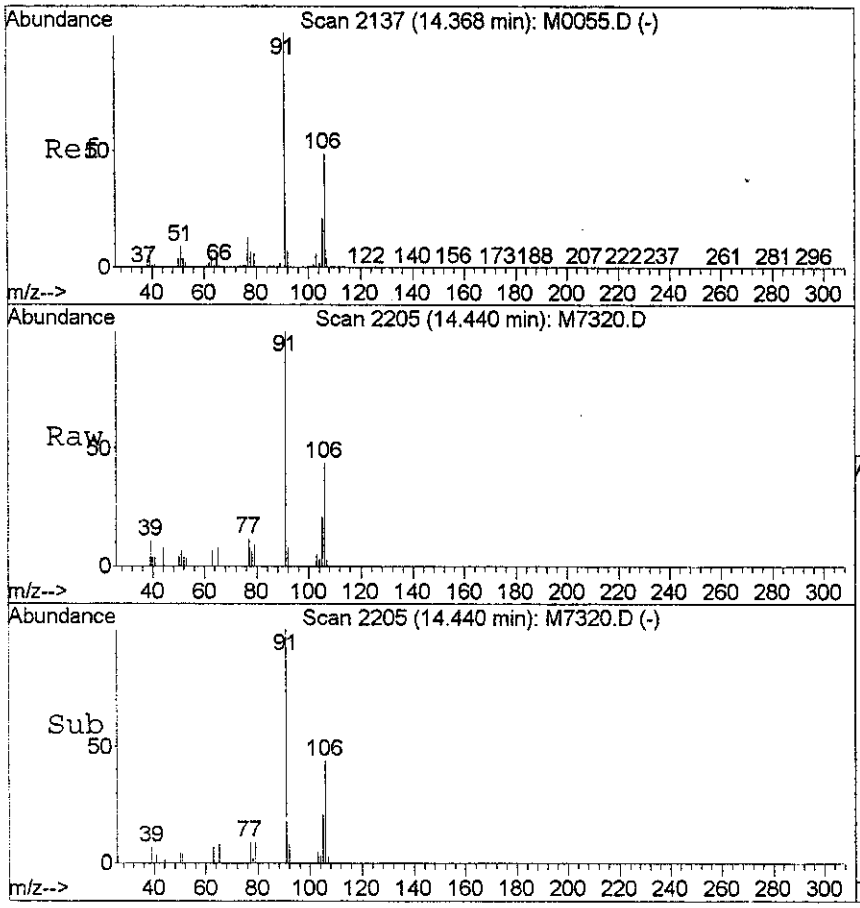

#51
m,p-Xylene
Concen: 1.80 ug/l
RT: 14.44 min Scan# 2205
Delta R.T. 0.05 min
Lab File: M7320.D
Acq: 4 Aug 2006 17:25

Tgt Ion: 91 Resp: 15079

Ion	Ratio	Lower	Upper
91	100		
106	44.0	31.3	71.3

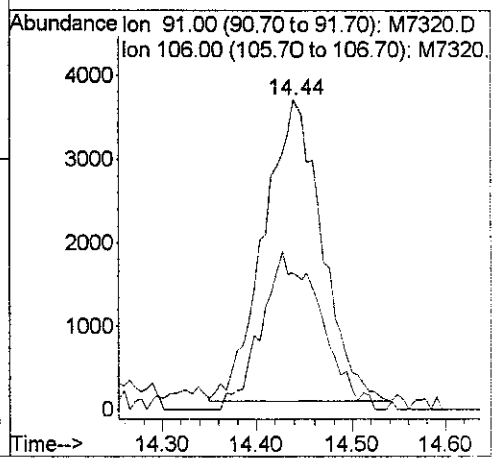

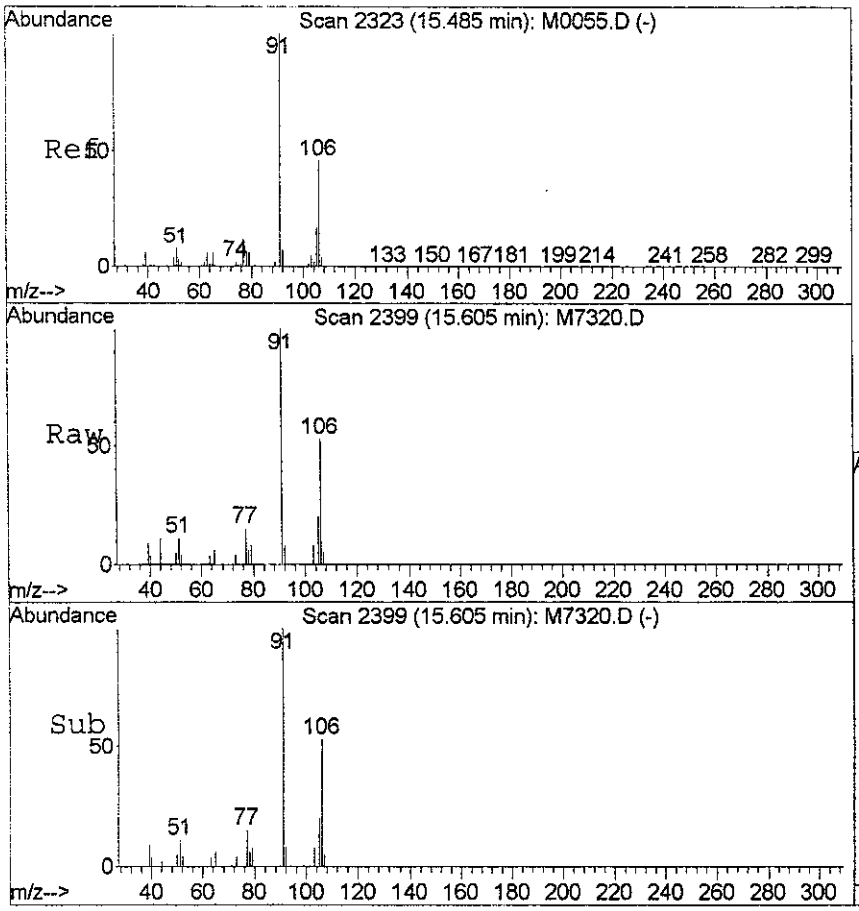

#52
o-Xylene
Concen: 1.96 ug/l
RT: 15.61 min Scan# 2399
Delta R.T. 0.06 min
Lab File: M7320.D
Acq: 4 Aug 2006 17:25

Tgt Ion: 91 Resp: 16206

Ion	Ratio	Lower	Upper
91	100		
106	53.4	27.8	67.8

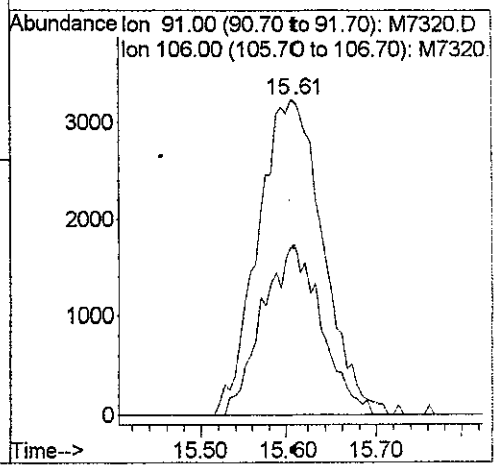

V-116

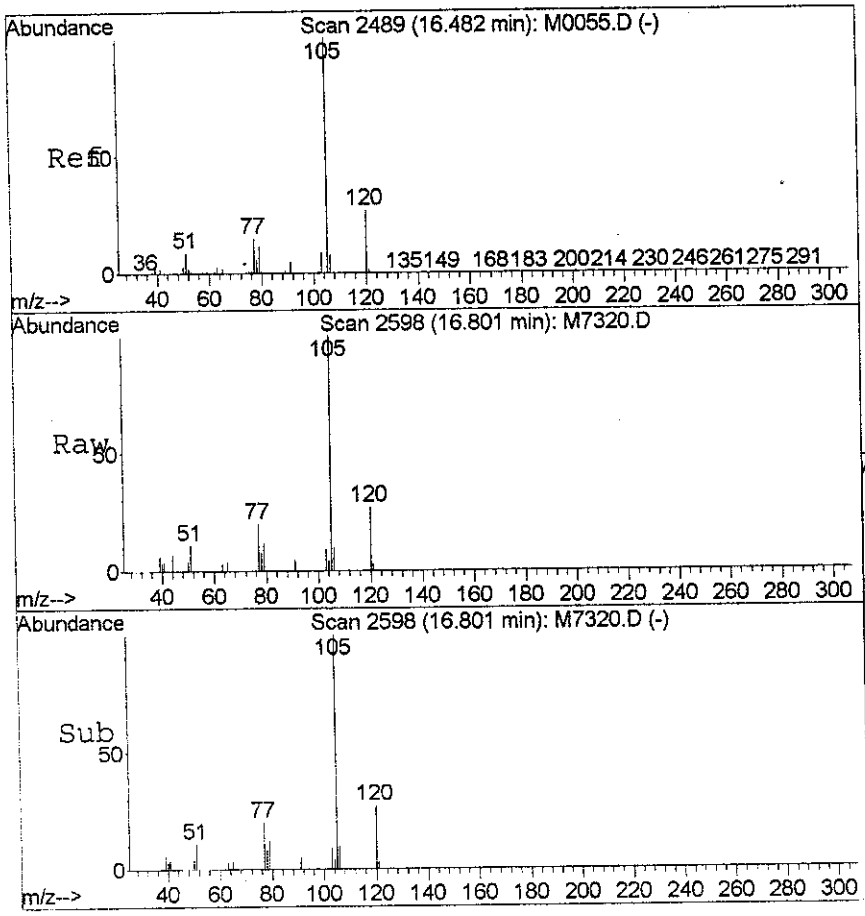

#56
Isopropylbenzene
Concen: 1.93 ug/l
RT: 16.80 min Scan# 2598
Delta R.T. 0.04 min
Lab File: M7320.D
Acq: 4 Aug 2006 17:25

Tgt Ion:105 Resp: 17360

Ion	Ratio	Lower	Upper
105	100		
120	27.4	7.0	47.0

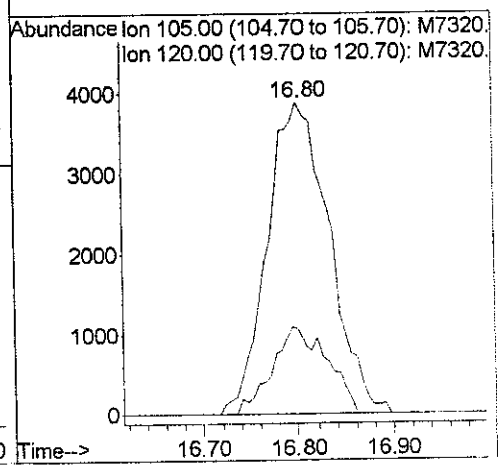

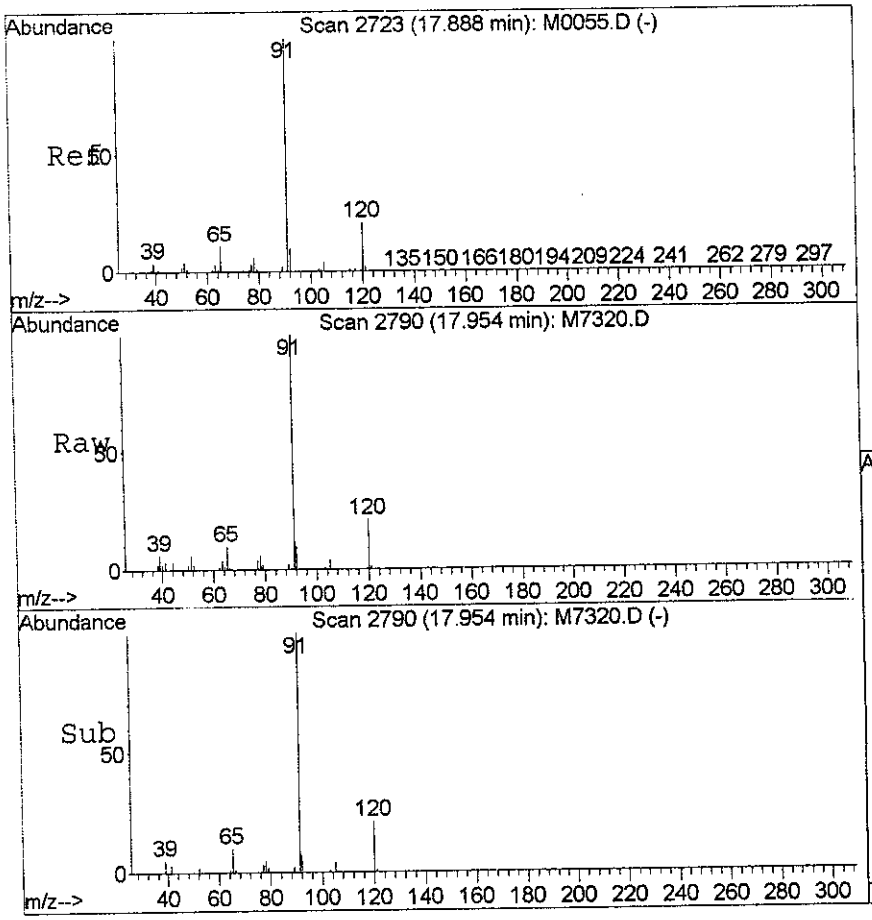

#59
n-Propyl benzene
Concen: 2.44 ug/l
RT: 17.95 min Scan# 2790
Delta R.T. 0.04 min
Lab File: M7320.D
Acq: 4 Aug 2006 17:25

Tgt Ion: 91 Resp: 28780

Ion	Ratio	Lower	Upper
91	100		
120	20.5	0.7	40.7

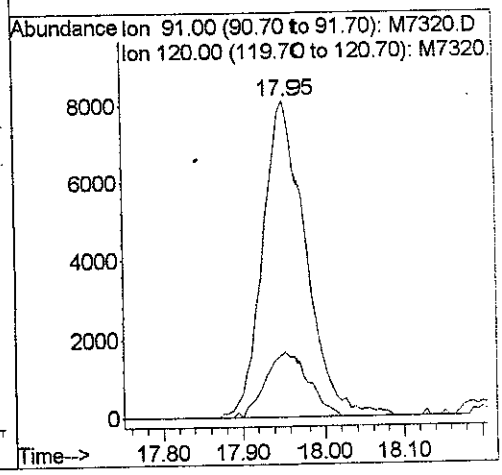

V-117

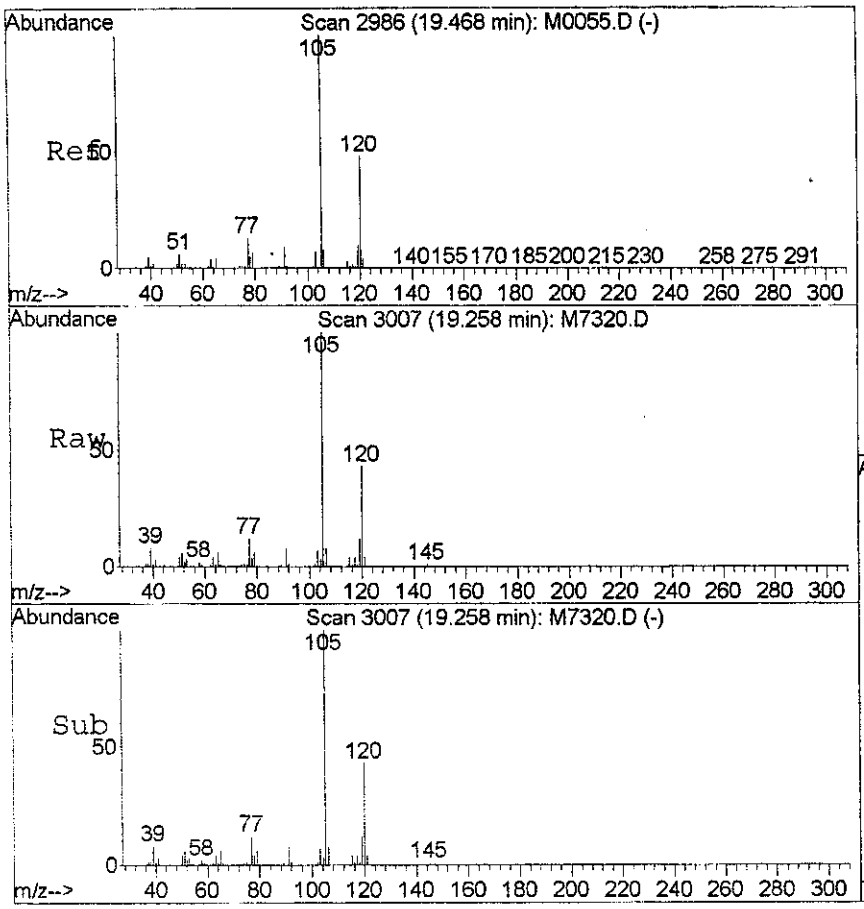

#65
1,2,4-Trimethylbenzene
Concen: 9.11 ug/l
RT: 19.26 min Scan# 3007
Delta R.T. 0.03 min
Lab File: M7320.D
Acq: 4 Aug 2006 17:25

Tgt Ion:105 Resp: 69297

Ion	Ratio	Lower	Upper
105	100		
120	42.7	30.8	70.8
77	11.5	0.0	32.6

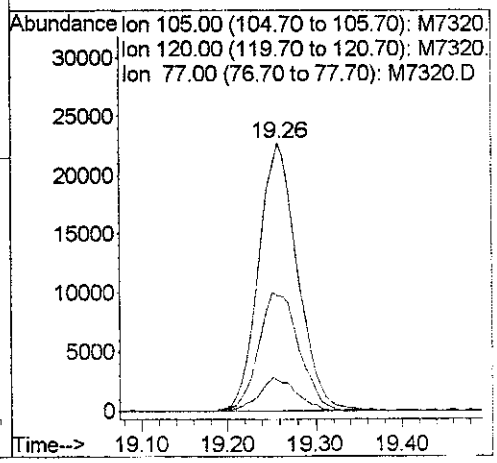

V-118

Quantitation Report (QT Reviewed)

Data File : D:\M\DATA\AUG06\M0804\M7320.D
Acq On : 4 Aug 2006 17:25
Sample : 0607268DL
Misc : WATER 2946 MW6DL
MS Integration Params: rteint.p
Quant Time: Aug 7 12:51 2006

Vial: 12
Operator:
Inst : GC/MS Ins
Multiplr: 1.00

Quant Results File: VM8A0703.RES

Quant Method : D:\M\METHODS\VM8A0703.M (RTE Integrator)
Title : VOA 8260 METHOD
Last Update : Mon Jul 03 13:08:12 2006
Response via : Initial Calibration
DataAcq Meth : VM8A0703

Internal Standards	R.T.	QIon	Response	Conc	Units	Dev(Min)
1) Pentafluorobenzene	7.48	168	155980	50.00	ug/l	0.04
24) 1,4-Difluorobenzene	8.62	114	354281	50.00	ug/l	0.03
43) Chlorobenzene-d5	13.82	117	306560	50.00	ug/l	0.04
55) 1,4-Dichlorobenzene-d4	20.00	152	113515	50.00	ug/l	0.03

System Monitoring Compounds						
25) 1,2-Dichloroethane-d4	7.93	65	127315	50.53	ug/l	0.02
Spiked Amount 50.000	Range 76 - 114		Recovery = 101.06%			
36) Toluene-d8	10.93	98	383221	50.21	ug/l	0.03
Spiked Amount 50.000	Range 88 - 110		Recovery = 100.42%			
42) Bromofluorobenzene	17.37	95	138497	48.85	ug/l	0.04
Spiked Amount 50.000	Range 86 - 115		Recovery = 97.70%			

Target Compounds						Qvalue
29) Benzene	7.87	78	391363	37.90	ug/l	99
48) Ethylbenzene	14.10	91	278083	24.26	ug/l	97
51) m,p-Xylene	14.44	91	15079	1.80	ug/l	90
52) o-Xylene	15.61	91	16206	1.96	ug/l	92
56) Isopropylbenzene	16.80	105	17360	1.93	ug/l	99
59) n-Propyl benzene	17.95	91	28780	2.44	ug/l	100
65) 1,2,4-Trimethylbenzene	19.26	105	69297	9.11	ug/l	90

(#) = qualifier out of range (m) = manual integration

V-119

Quantitation Report

Data File : D:\M\DATA\AUG06\M0804\M7321.D
Acq On : 4 Aug 2006 17:57
Sample : 0607269
Misc : WATER 2946 MW7
MS Integration Params: rteint.p
Quant Time: Aug 7 12:52 2006

Vial: 13
Operator:
Inst : GC/MS Ins
Multiplr: 1.00
Quant Results File: VM8A0703.R

Method : D:\M\METHODS\VM8A0703.M (RTE Integrator)
Title : VOA 8260 METHOD
Last Update : Mon Jul 03 13:08:12 2006
Response via : Initial Calibration

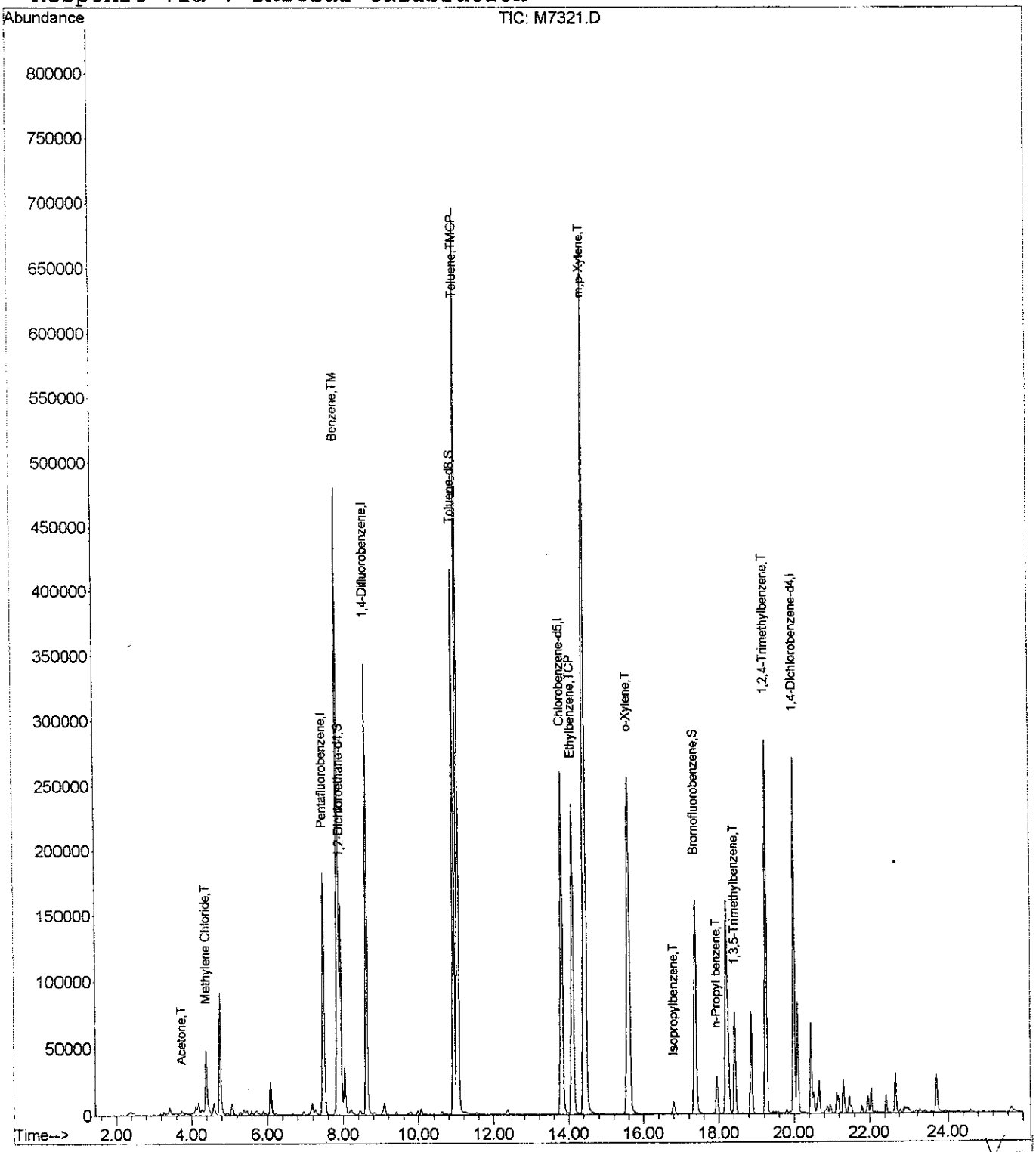

V-120

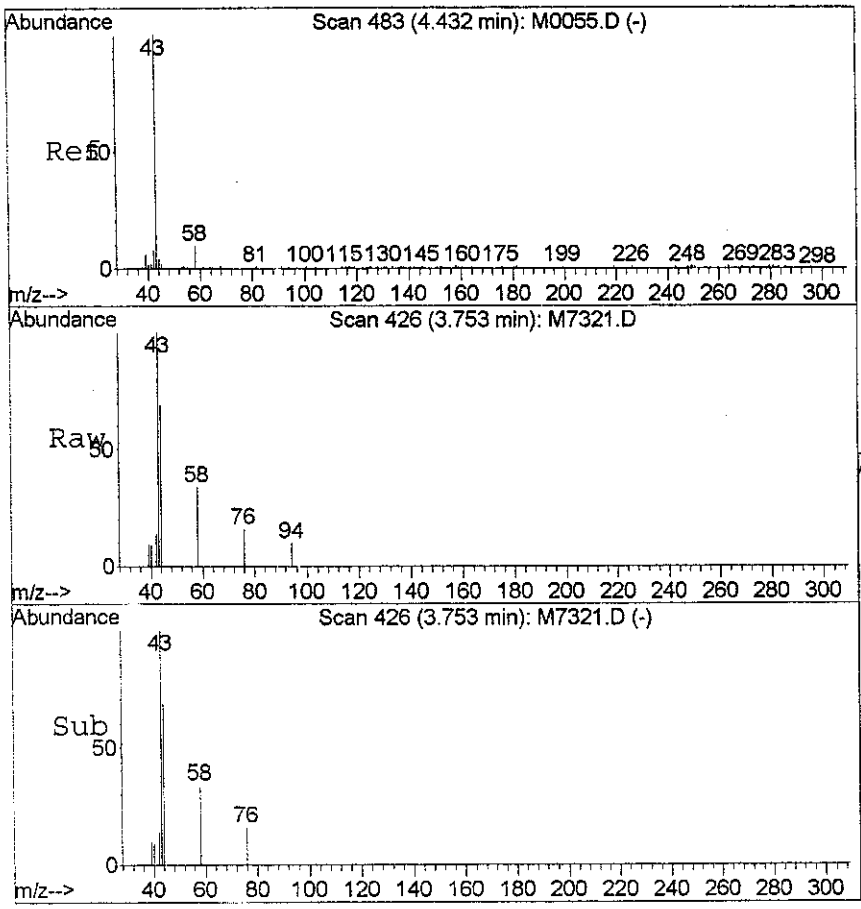

#4
Acetone
Concen: 3.93 ug/l
RT: 3.75 min Scan# 426
Delta R.T. 0.01 min
Lab File: M7321.D
Acq: 4 Aug 2006 17:57

Tgt Ion: 43 Resp: 4293

Ion	Ratio	Lower	Upper
43	100		
58	33.6	0.0	34.6

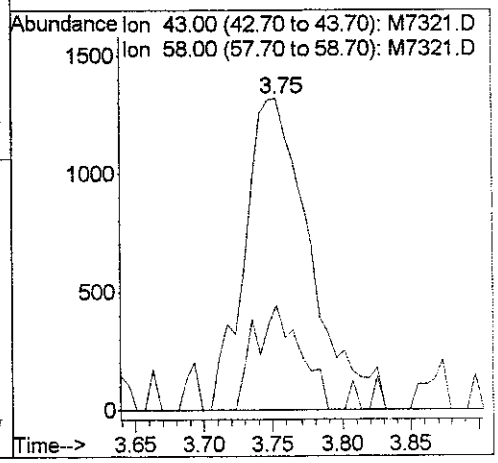

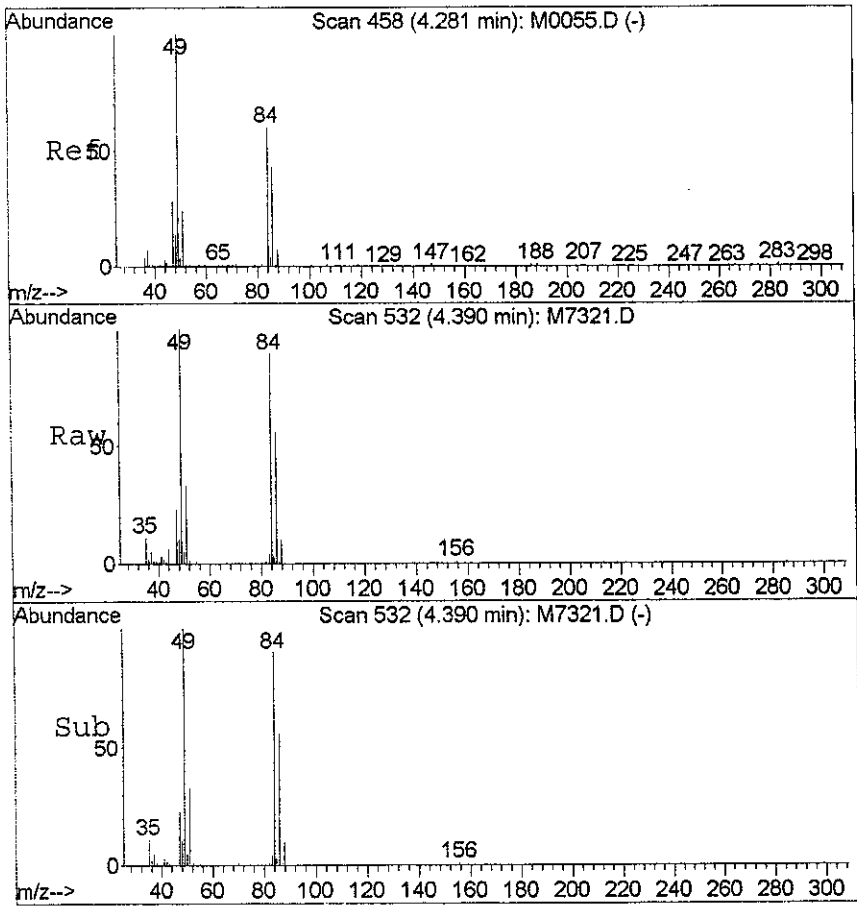

#13
Methylene Chloride
Concen: 11.05 ug/l
RT: 4.39 min Scan# 532
Delta R.T. 0.03 min
Lab File: M7321.D
Acq: 4 Aug 2006 17:57

Tgt Ion: 49 Resp: 43767

Ion	Ratio	Lower	Upper
49	100		
84	89.8	58.4	98.4
86	55.7	30.4	70.4

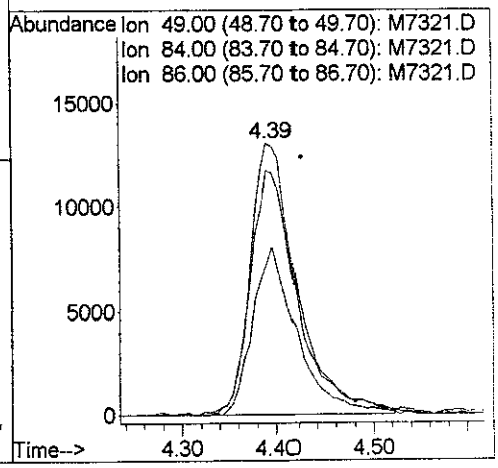

V-121

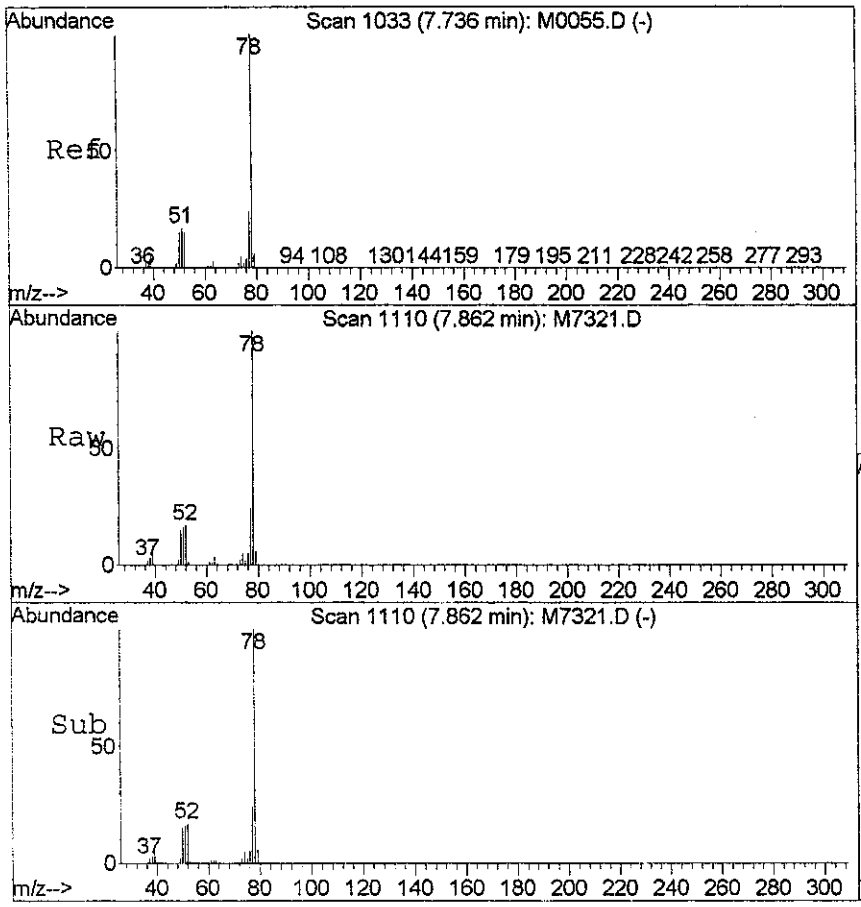

#29
Benzene
Concen: 52.38 ug/l
RT: 7.86 min Scan# 1110
Delta R.T. 0.03 min
Lab File: M7321.D
Acq: 4 Aug 2006 17:57

Tgt Ion: 78 Resp: 648451

Ion	Ratio	Lower	Upper
78	100		
51	16.4	0.0	35.1
52	16.6	0.0	36.3

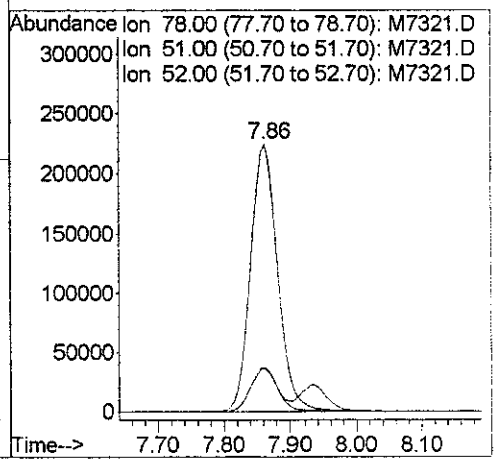

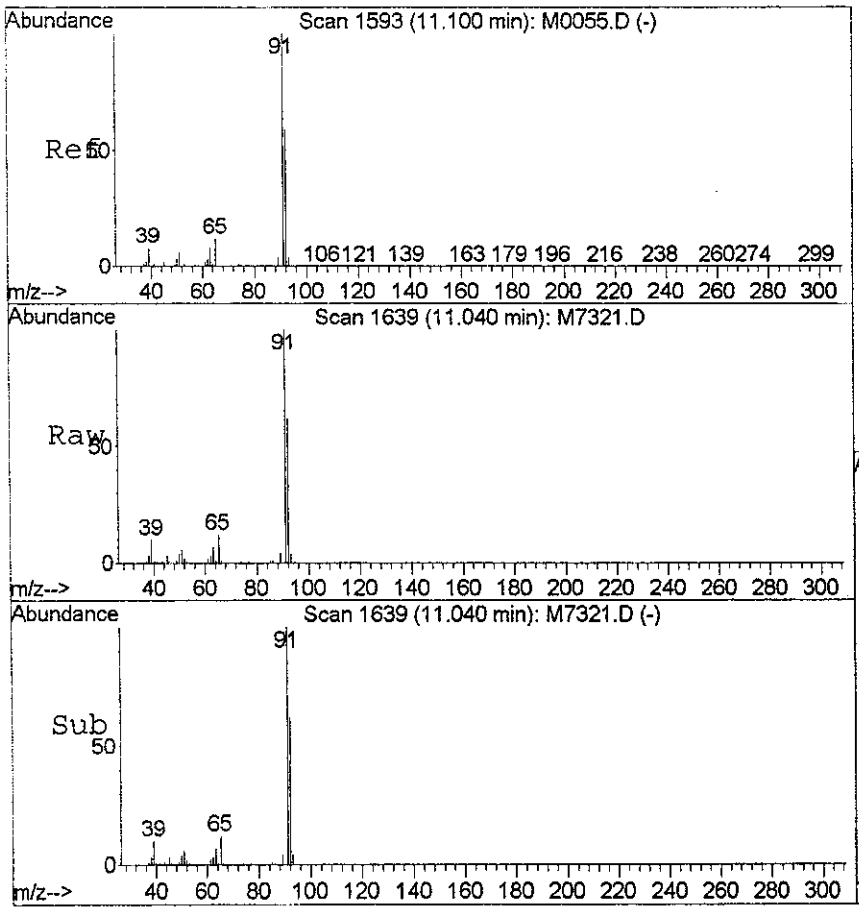

#37
Toluene
Concen: 65.86 ug/l
RT: 11.04 min Scan# 1639
Delta R.T. 0.03 min
Lab File: M7321.D
Acq: 4 Aug 2006 17:57

Tgt Ion: 91 Resp: 831161

Ion	Ratio	Lower	Upper
91	100		
92	62.3	42.2	82.2

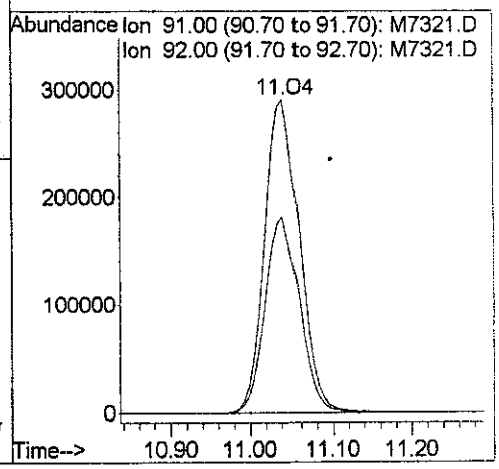

V-122

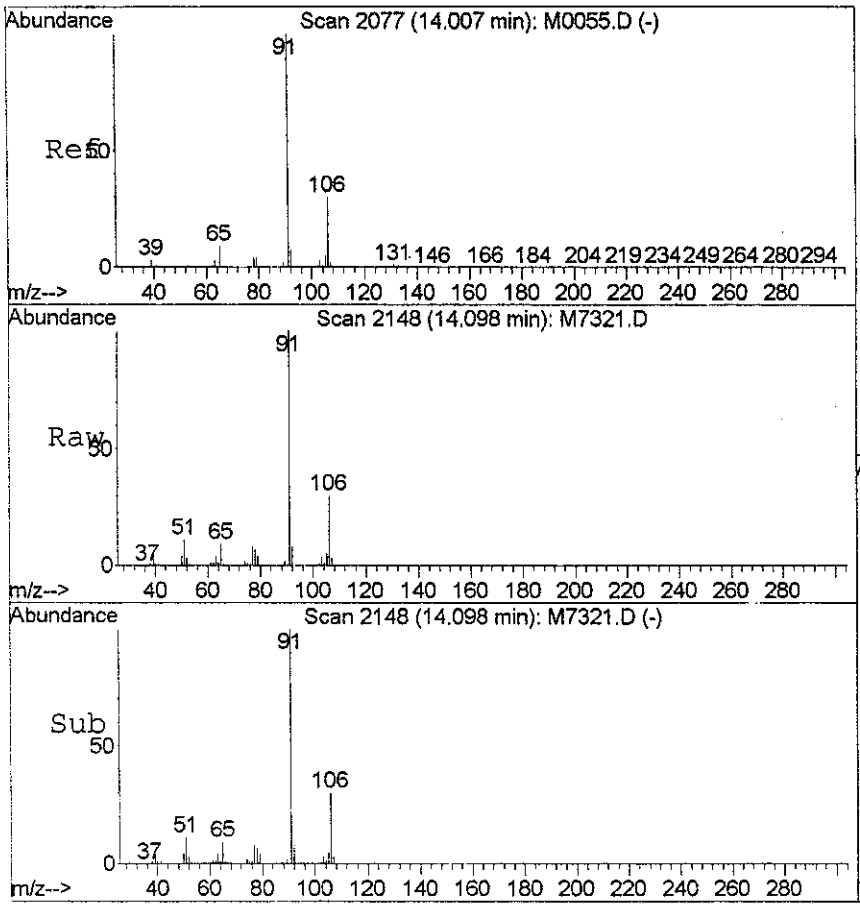

#48
Ethylbenzene
Concen: 31.53 ug/l
RT: 14.10 min Scan# 2148
Delta R.T. 0.04 min
Lab File: M7321.D
Acq: 4 Aug 2006 17:57

Tgt Ion: 91 Resp: 427877

Ion	Ratio	Lower	Upper
91	100		
106	30.1	9.3	49.3

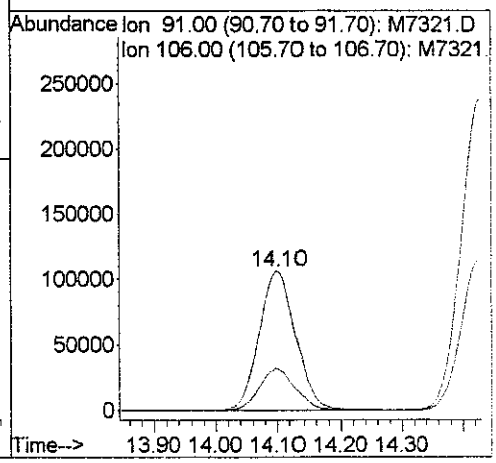

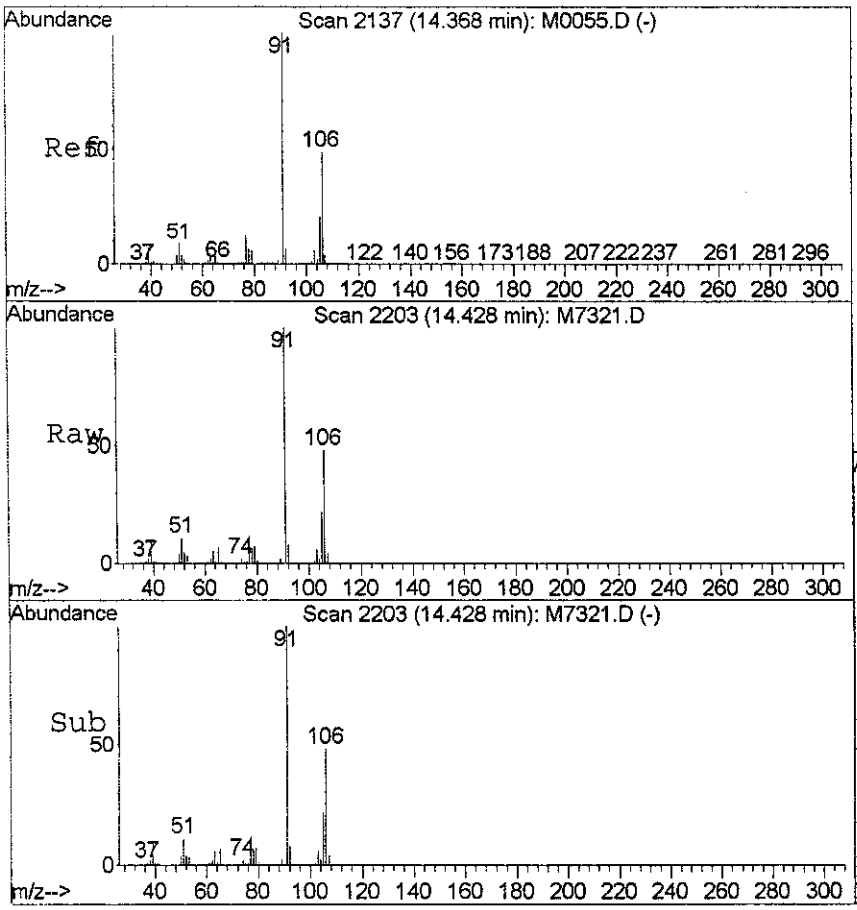

#51
m,p-Xylene
Concen: 104.49 ug/l
RT: 14.43 min Scan# 2203
Delta R.T. 0.04 min
Lab File: M7321.D
Acq: 4 Aug 2006 17:57

Tgt Ion: 91 Resp: 1034338

Ion	Ratio	Lower	Upper
91	100		
106	48.4	31.3	71.3

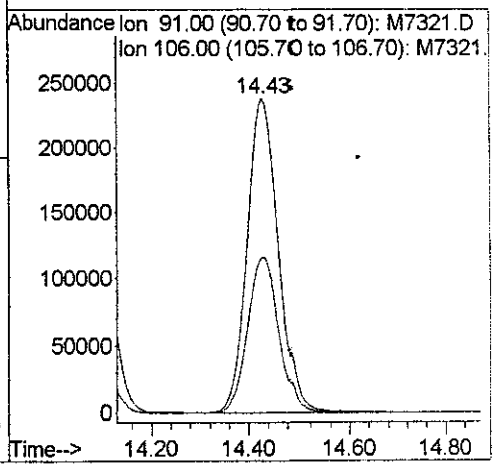

V-123

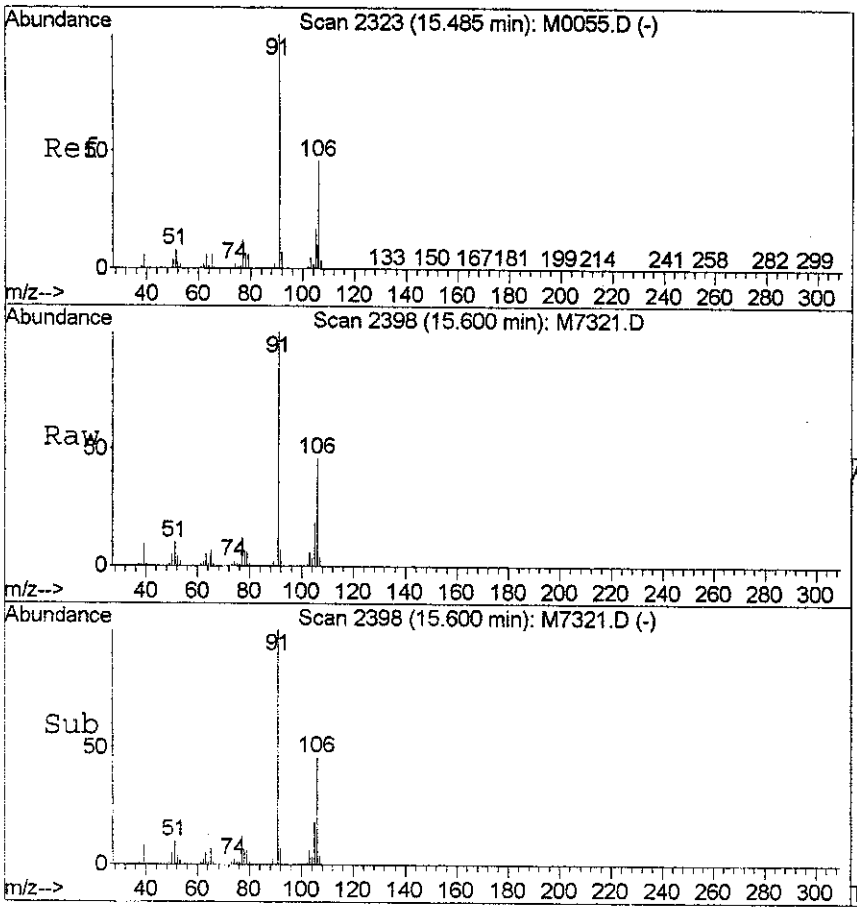

#52
o-Xylene
Concen: 47.63 ug/l
RT: 15.60 min Scan# 2398
Delta R.T. 0.05 min
Lab File: M7321.D
Acq: 4 Aug 2006 17:57

Tgt Ion: 91 Resp: 467346

Ion	Ratio	Lower	Upper
91	100		
106	46.1	27.8	67.8

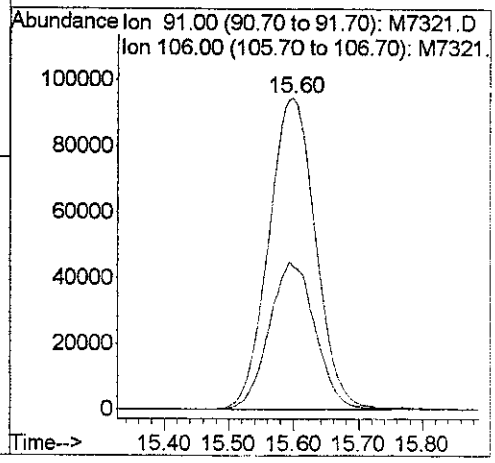

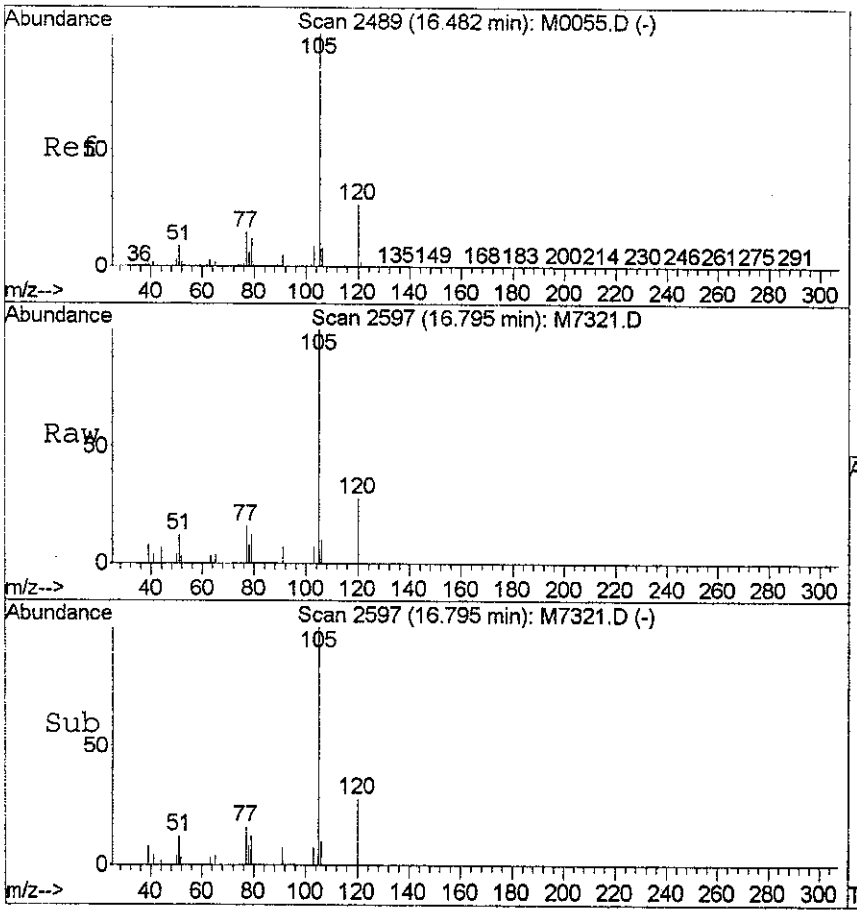

#56
Isopropylbenzene
Concen: 1.52 ug/l
RT: 16.80 min Scan# 2597
Delta R.T. 0.04 min
Lab File: M7321.D
Acq: 4 Aug 2006 17:57

Tgt Ion:105 Resp: 16468

Ion	Ratio	Lower	Upper
105	100		
120	27.6	7.0	47.0

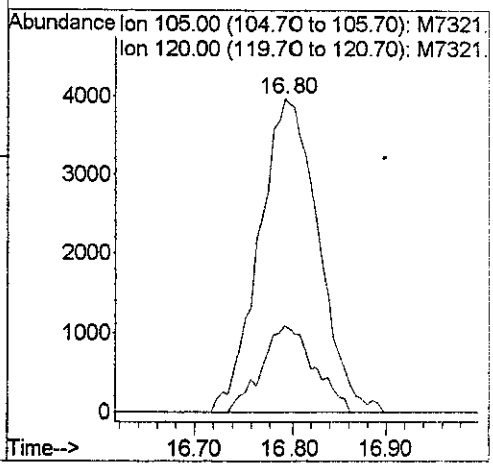

V-124

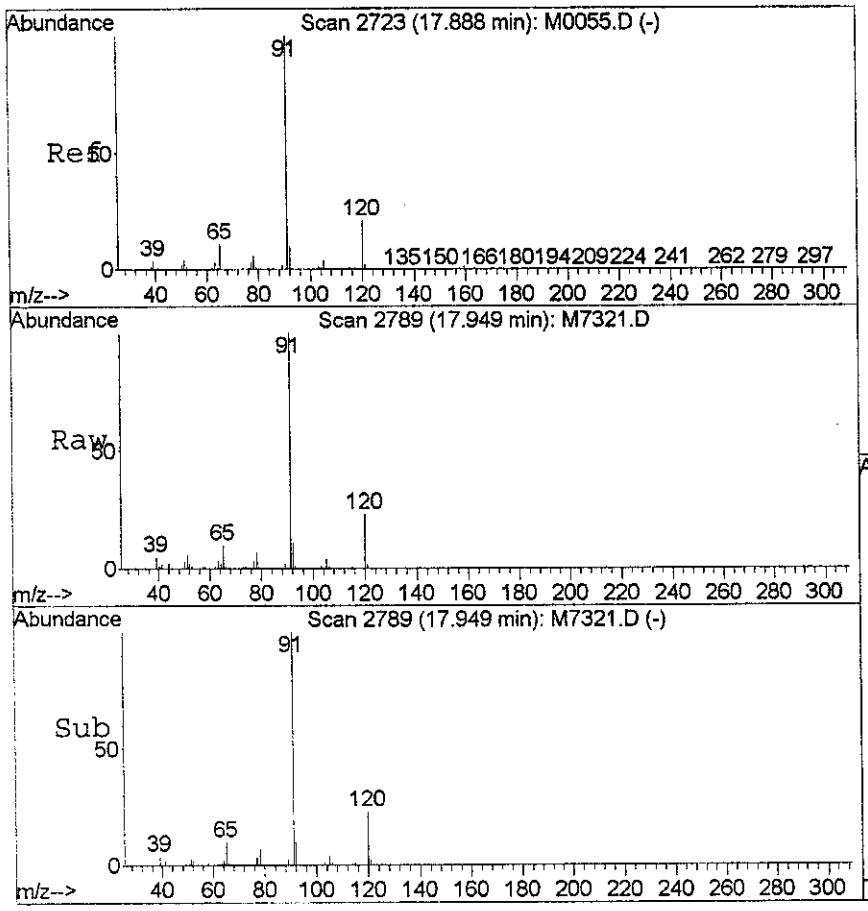

#59
n-Propyl benzene
Concen: 3.83 ug/l
RT: 17.95 min Scan# 2789
Delta R.T. 0.04 min
Lab File: M7321.D
Acq: 4 Aug 2006 17:57

Tgt Ion: 91 Resp: 54436

Ion	Ratio	Lower	Upper
91	100		
120	22.9	0.7	40.7

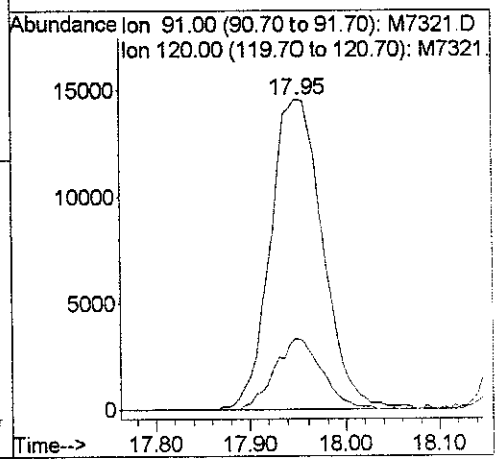

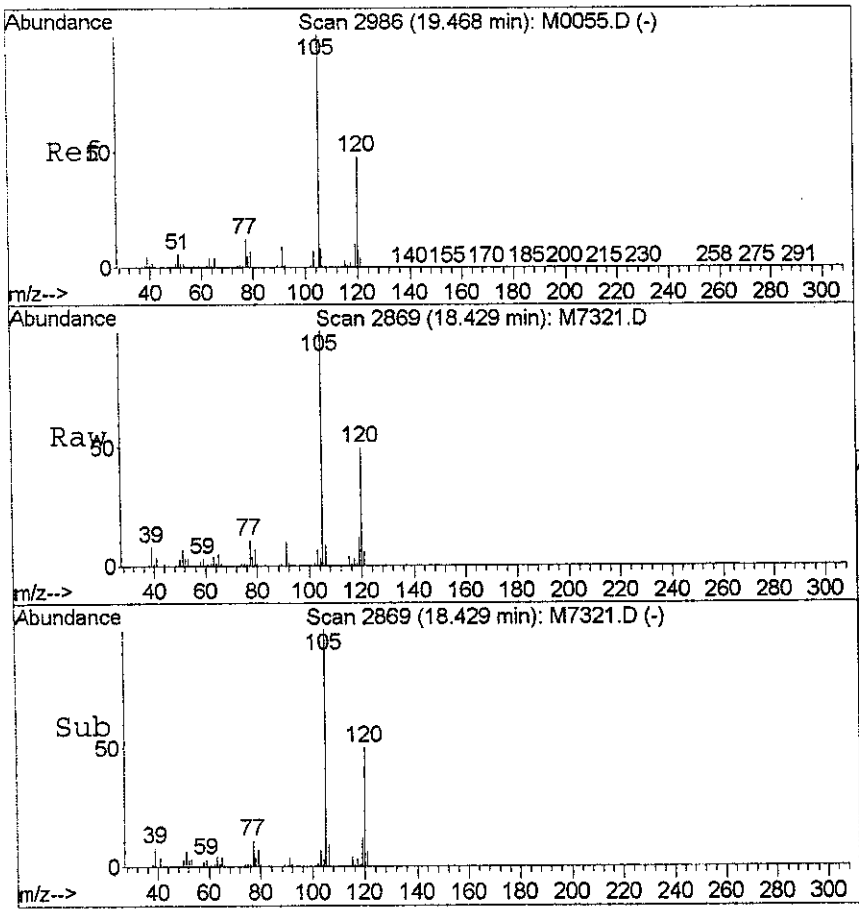

#61
1,3,5-Trimethylbenzene
Concen: 10.05 ug/l
RT: 18.43 min Scan# 2869
Delta R.T. 0.03 min
Lab File: M7321.D
Acq: 4 Aug 2006 17:57

Tgt Ion:105 Resp: 90384

Ion	Ratio	Lower	Upper
105	100		
120	50.3	33.8	73.8

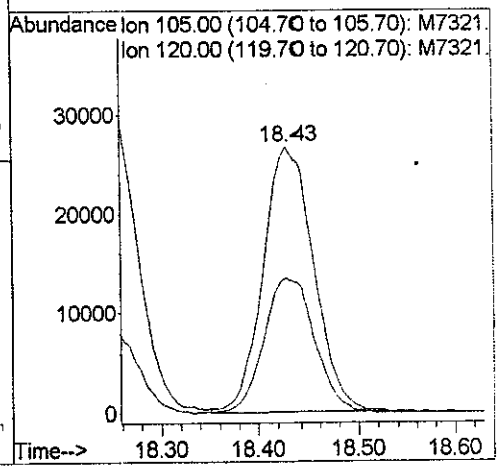

V-125

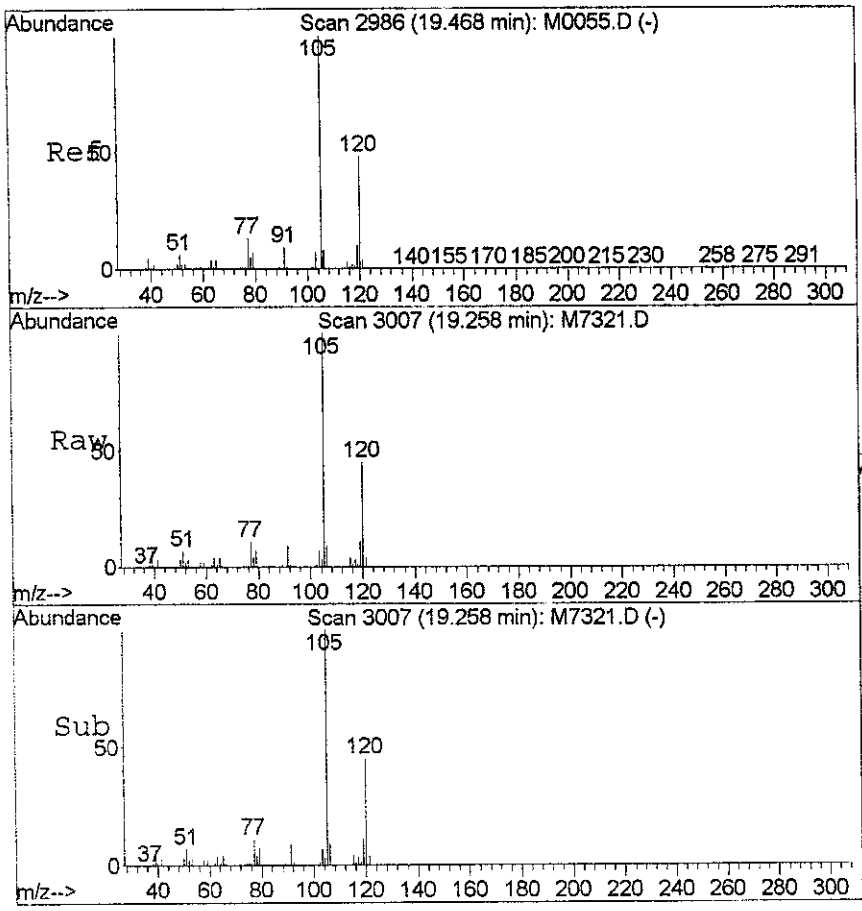

#65
1,2,4-Trimethylbenzene
Concen: 35.09 ug/l
RT: 19.26 min Scan# 3007
Delta R.T. 0.03 min
Lab File: M7321.D
Acq: 4 Aug 2006 17:57

Tgt Ion:105 Resp: 320818

Ion	Ratio	Lower	Upper
105	100		
120	45.3	30.8	70.8
77	11.1	0.0	32.6

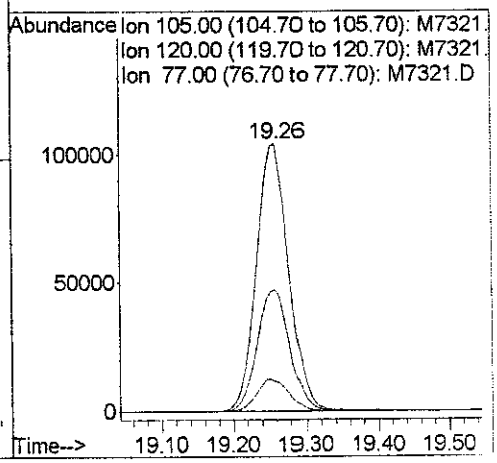

V-126

Quantitation Report (QT Reviewed)

Data File : D:\M\DATA\AUG06\M0804\M7321.D
Acq On : 4 Aug 2006 17:57
Sample : 0607269
Misc : WATER 2946 MW7
MS Integration Params: rteint.p
Quant Time: Aug 7 12:52 2006

Vial: 13
Operator:
Inst : GC/MS Ins
Multiplr: 1.00

Quant Results File: VM8A0703.RES

Quant Method : D:\M\METHODS\VM8A0703.M (RTE Integrator)
Title : VOA 8260 METHOD
Last Update : Mon Jul 03 13:08:12 2006
Response via : Initial Calibration
DataAcq Meth : VM8A0703

Internal Standards	R.T.	QIon	Response	Conc	Units	Dev(Min)
1) Pentafluorobenzene	7.48	168	187621	50.00	ug/l	0.04
24) 1,4-Difluorobenzene	8.62	114	424708	50.00	ug/l	0.03
43) Chlorobenzene-d5	13.81	117	362901	50.00	ug/l	0.04
55) 1,4-Dichlorobenzene-d4	20.00	152	136456	50.00	ug/l	0.03
System Monitoring Compounds						
25) 1,2-Dichloroethane-d4	7.93	65	148089	49.03	ug/l	0.02
Spiked Amount 50.000	Range 76 - 114		Recovery = 98.06%			
36) Toluene-d8	10.93	98	452463	49.45	ug/l	0.03
Spiked Amount 50.000	Range 88 - 110		Recovery = 98.90%			
42) Bromofluorobenzene	17.37	95	164311	48.35	ug/l	0.04
Spiked Amount 50.000	Range 86 - 115		Recovery = 96.70%			

Target Compounds						Qvalue
4) Acetone	3.75	43	4293	3.93	ug/l	54
13) Methylene Chloride	4.39	49	43767	11.05	ug/l	89
29) Benzene	7.86	78	648451	52.38	ug/l	98
37) Toluene	11.04	91	831161	65.86	ug/l	100
48) Ethylbenzene	14.10	91	427877	31.53	ug/l	98
51) m,p-Xylene	14.43	91	1034338	104.49	ug/l	96
52) o-Xylene	15.60	91	467346	47.63	ug/l	97
56) Isopropylbenzene	16.80	105	16468	1.52	ug/l	99
59) n-Propyl benzene	17.95	91	54436	3.83	ug/l	95
61) 1,3,5-Trimethylbenzene	18.43	105	90384	10.05	ug/l	95
65) 1,2,4-Trimethylbenzene	19.26	105	320818	35.09	ug/l	93

(#) = qualifier out of range (m) = manual integration

V-187

Quantitation Report

Data File : D:\M\DATA\AUG06\M0804\M7316.D
Acq On : 4 Aug 2006 15:14
Sample : 0607270
Misc : WATER 2946 MW8
MS Integration Params: rteint.p
Quant Time: Aug 7 10:52 2006

Vial: 8
Operator:
Inst : GC/MS Ins
Multiplr: 1.00

Quant Results File: VM8A0703.R

Method : D:\M\METHODS\VM8A0703.M (RTE Integrator)
Title : VOA 8260 METHOD
Last Update : Mon Jul 03 13:08:12 2006
Response via : Initial Calibration



V-128

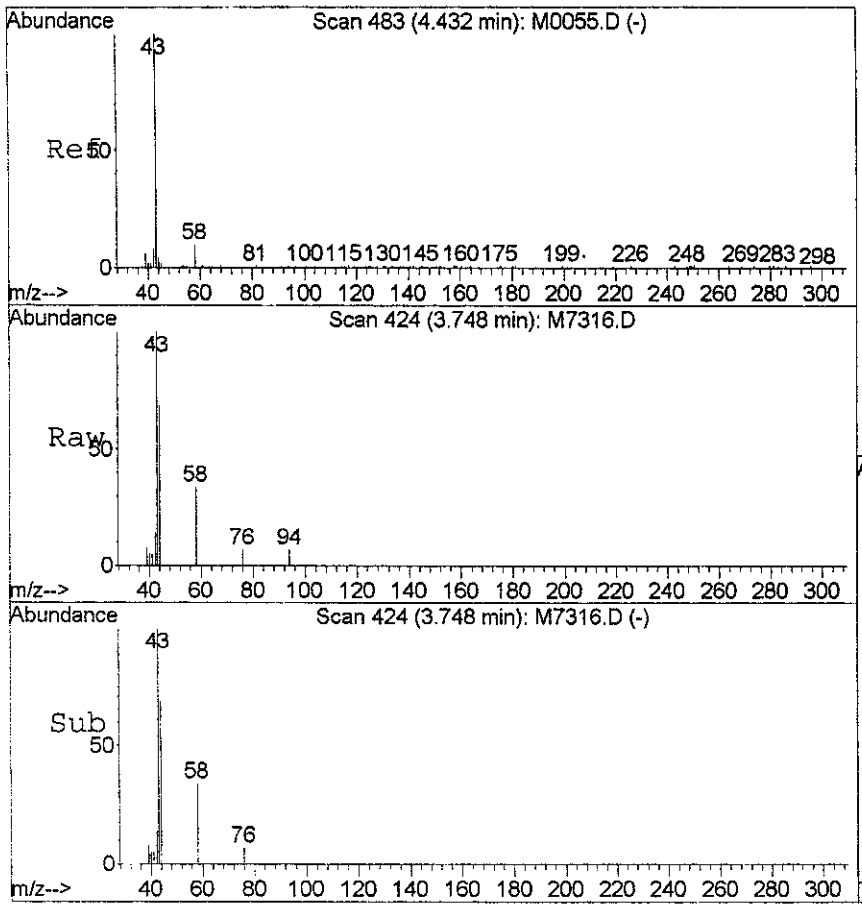

#4
Acetone
Concen: 5.83 ug/l
RT: 3.75 min Scan# 424
Delta R.T. 0.00 min
Lab File: M7316.D
Acq: 4 Aug 2006 15:14

Tgt Ion: 43 Resp: 5973

Ion	Ratio	Lower	Upper
43	100		
58	34.3	0.0	34.6

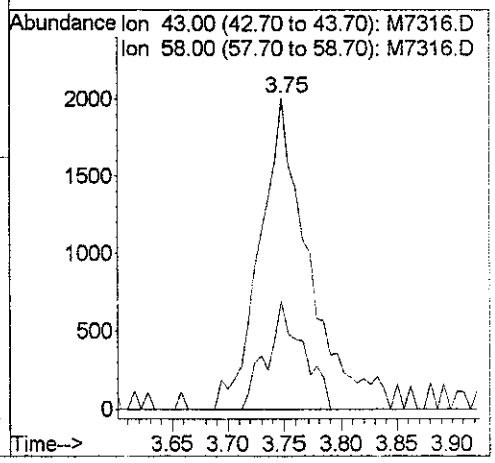

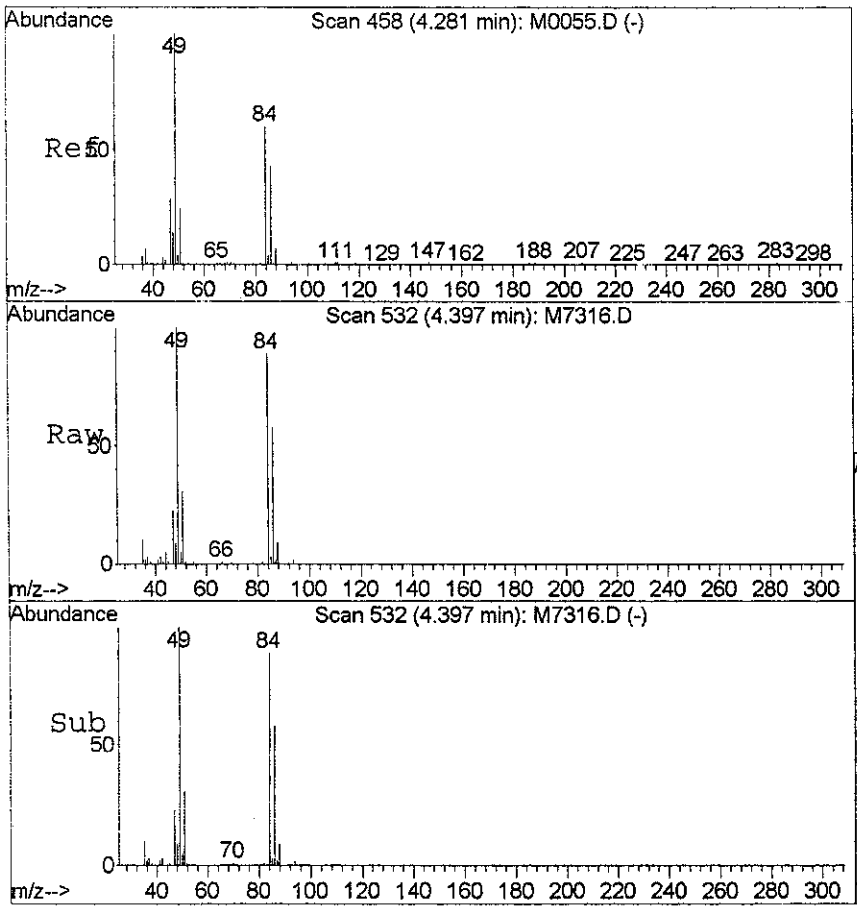

#13
Methylene Chloride
Concen: 9.90 ug/l
RT: 4.40 min Scan# 532
Delta R.T. 0.04 min
Lab File: M7316.D
Acq: 4 Aug 2006 15:14

Tgt Ion: 49 Resp: 36784

Ion	Ratio	Lower	Upper
49	100		
84	88.9	58.4	98.4
86	57.7	30.4	70.4

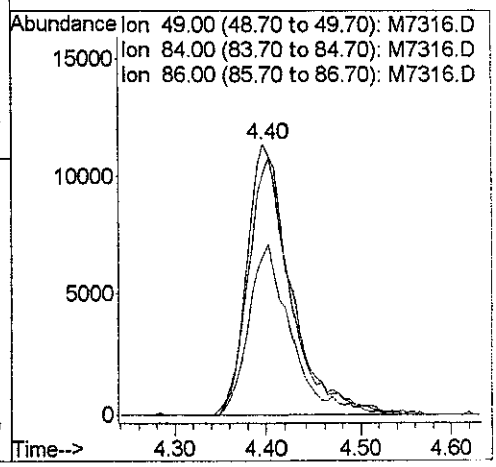

V-129

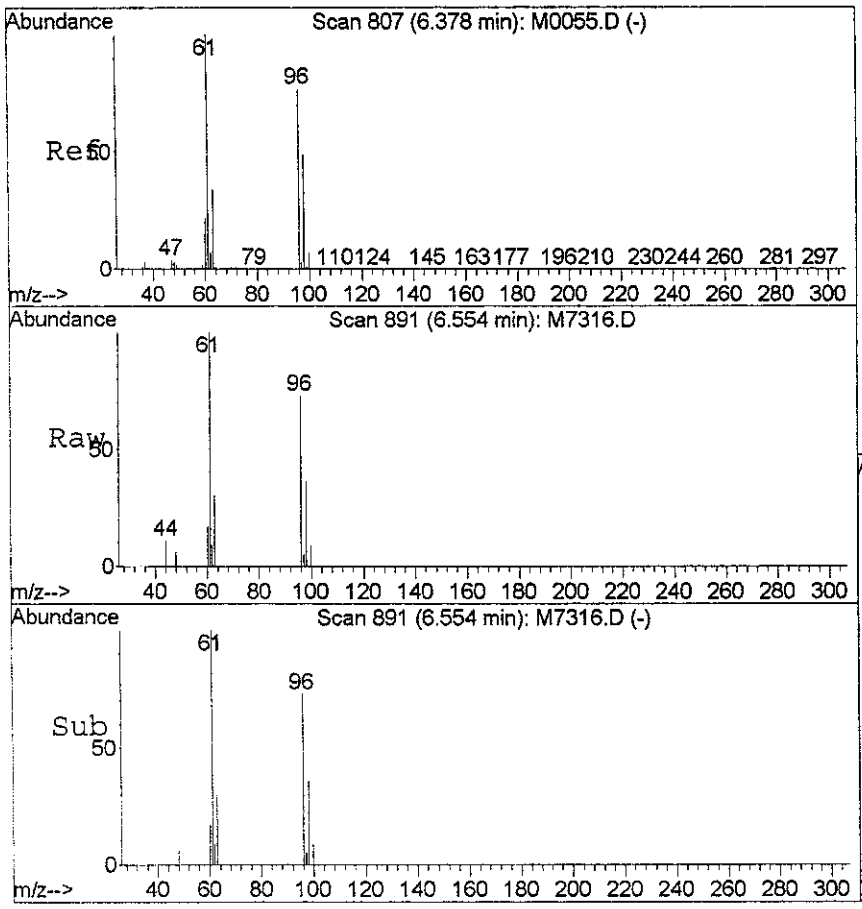

#19
cis-1,2-Dichloroethene
Concen: 1.74 ug/l
RT: 6.55 min Scan# 891
Delta R.T. 0.03 min
Lab File: M7316.D
Acq: 4 Aug 2006 15:14

Tgt Ion: 61 Resp: 6926

Ion	Ratio	Lower	Upper
61	100		
96	72.7	58.8	98.8
98	36.4	31.0	71.0

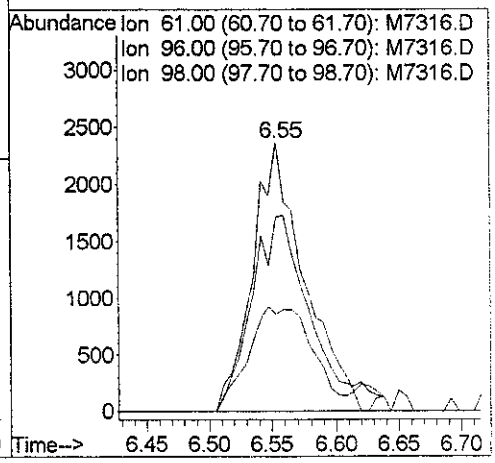

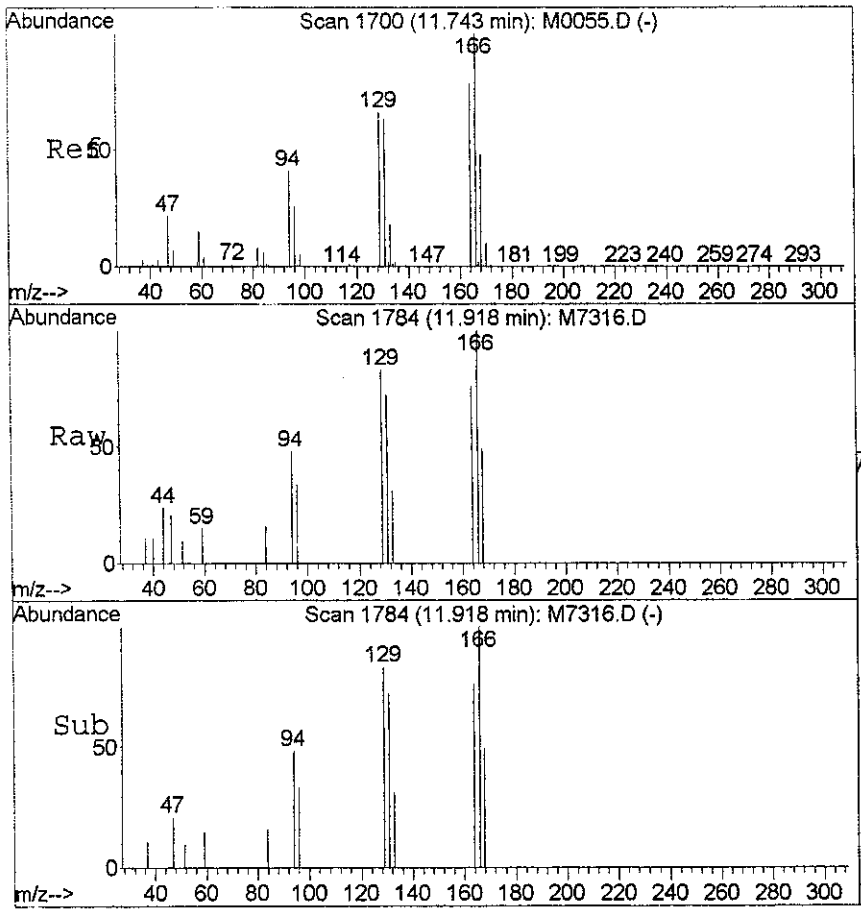

#46
Tetrachloroethene
Concen: 1.13 ug/l
RT: 11.92 min Scan# 1784
Delta R.T. 0.03 min
Lab File: M7316.D
Acq: 4 Aug 2006 15:14

Tgt Ion:166 Resp: 3025

Ion	Ratio	Lower	Upper
166	100		
168	49.5	27.3	67.3
129	83.4	55.6	95.6

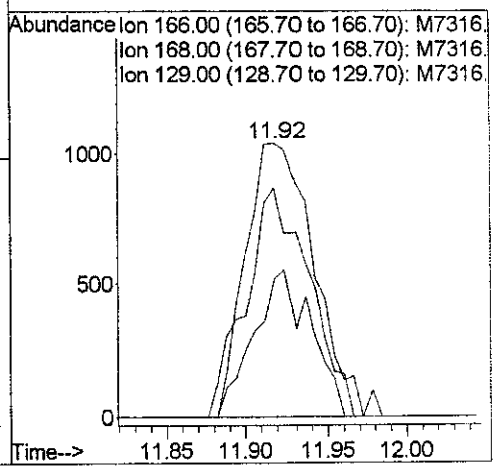

V-130

Quantitation Report (QT Reviewed)

Data File : D:\M\DATA\AUG06\M0804\M7316.D
Acq On : 4 Aug 2006 15:14
Sample : 0607270
Misc : WATER 2946 MW8
MS Integration Params: rteint.p
Quant Time: Aug 7 10:52 2006

Vial: 8
Operator:
Inst : GC/MS Ins
Multiplr: 1.00
Quant Results File: VM8A0703.RES

Quant Method : D:\M\METHODS\VM8A0703.M (RTE Integrator)
Title : VOA 8260 METHOD
Last Update : Mon Jul 03 13:08:12 2006
Response via : Initial Calibration
DataAcq Meth : VM8A0703

Internal Standards	R.T.	QIon	Response	Conc	Units	Dev(Min)
1) Pentafluorobenzene	7.48	168	175969	50.00	ug/l	0.04
24) 1,4-Difluorobenzene	8.62	114	396878	50.00	ug/l	0.03
43) Chlorobenzene-d5	13.82	117	337708	50.00	ug/l	0.04
55) 1,4-Dichlorobenzene-d4	20.00	152	122322	50.00	ug/l	0.03
System Monitoring Compounds						
25) 1,2-Dichloroethane-d4	7.94	65	140050	49.62	ug/l	0.03
Spiked Amount 50.000	Range 76 - 114		Recovery = 99.24%			
36) Toluene-d8	10.93	98	422131	49.37	ug/l	0.03
Spiked Amount 50.000	Range 88 - 110		Recovery = 98.74%			
42) Bromofluorobenzene	17.38	95	149787	47.16	ug/l	0.05
Spiked Amount 50.000	Range 86 - 115		Recovery = 94.32%			
Target Compounds						Qvalue
4) Acetone	3.75	43	5973	5.83	ug/l	52
13) Methylene Chloride	4.40	49	36784	9.90	ug/l	89
19) cis-1,2-Dichloroethene	6.55	61	6926	1.74	ug/l	87
46) Tetrachloroethene	11.92	166	3025	1.13	ug/l	93

(#) = qualifier out of range (m) = manual integration

Y-131

Quantitation Report

Data File : D:\M\DATA\AUG06\M0804\M7317.D
Acq On : 4 Aug 2006 15:47
Sample : 0607271
Misc : WATER 2946 MW9
MS Integration Params: rteint.p
Quant Time: Aug 7 10:52 2006

Vial: 9
Operator:
Inst : GC/MS Ins
Multiplr: 1.00
Quant Results File: VM8A0703.R

Method : D:\M\METHODS\VM8A0703.M (RTE Integrator)
Title : VOA 8260 METHOD
Last Update : Mon Jul 03 13:08:12 2006
Response via : Initial Calibration



V-132

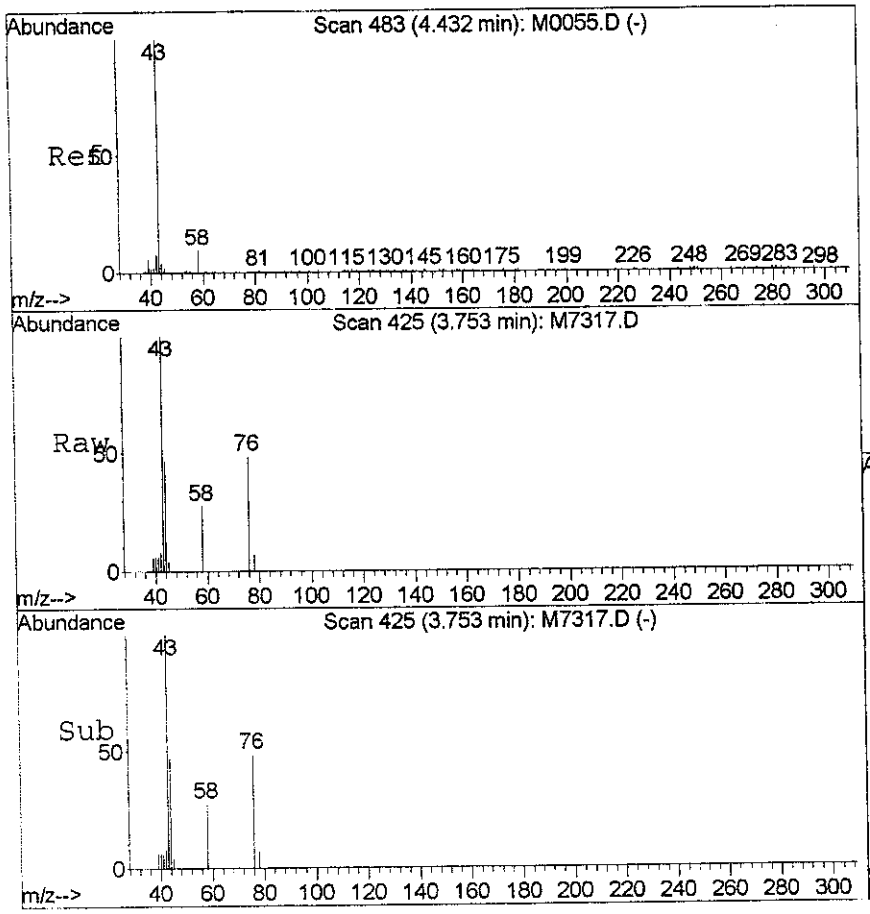

#4
Acetone
Concen: 7.05 ug/l
RT: 3.75 min Scan# 425
Delta R.T. 0.01 min
Lab File: M7317.D
Acq: 4 Aug 2006 15:47

Tgt Ion: 43 Resp: 7839

Ion	Ratio	Lower	Upper
43	100		
58	27.8	0.0	34.6

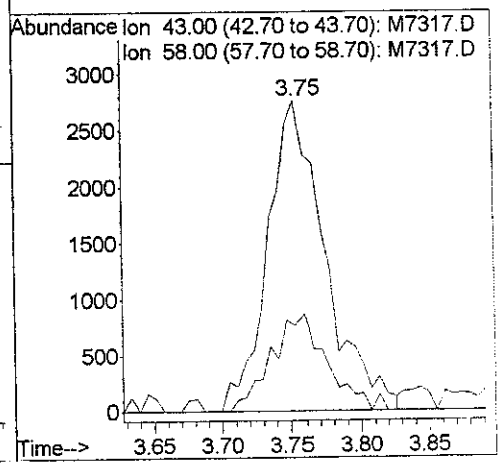

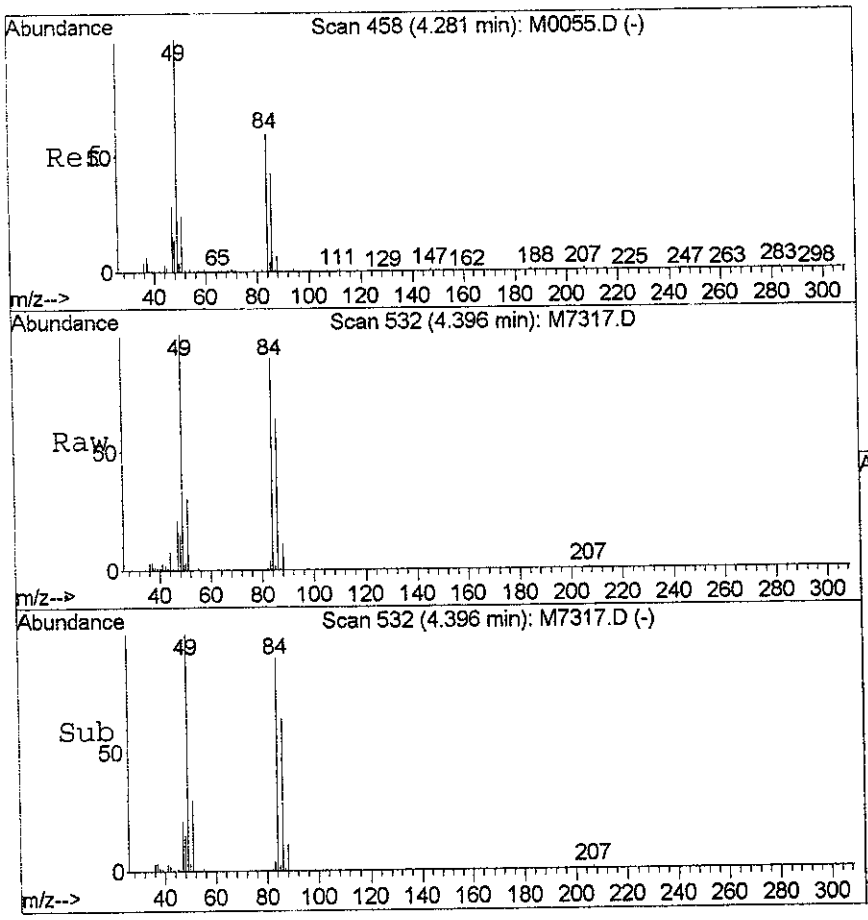

#13
Methylene Chloride
Concen: 9.55 ug/l
RT: 4.40 min Scan# 532
Delta R.T. 0.04 min
Lab File: M7317.D
Acq: 4 Aug 2006 15:47

Tgt Ion: 49 Resp: 38491

Ion	Ratio	Lower	Upper
49	100		
84	90.5	58.4	98.4
86	64.1	30.4	70.4

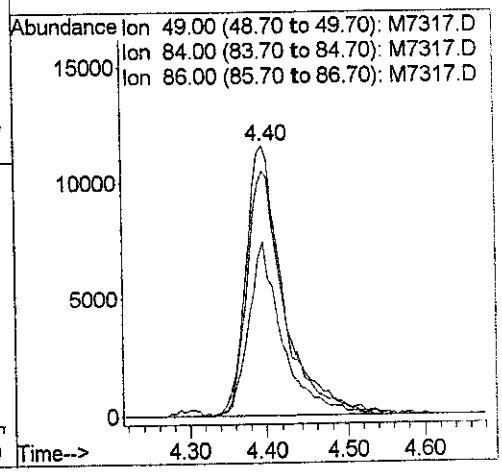

V-133

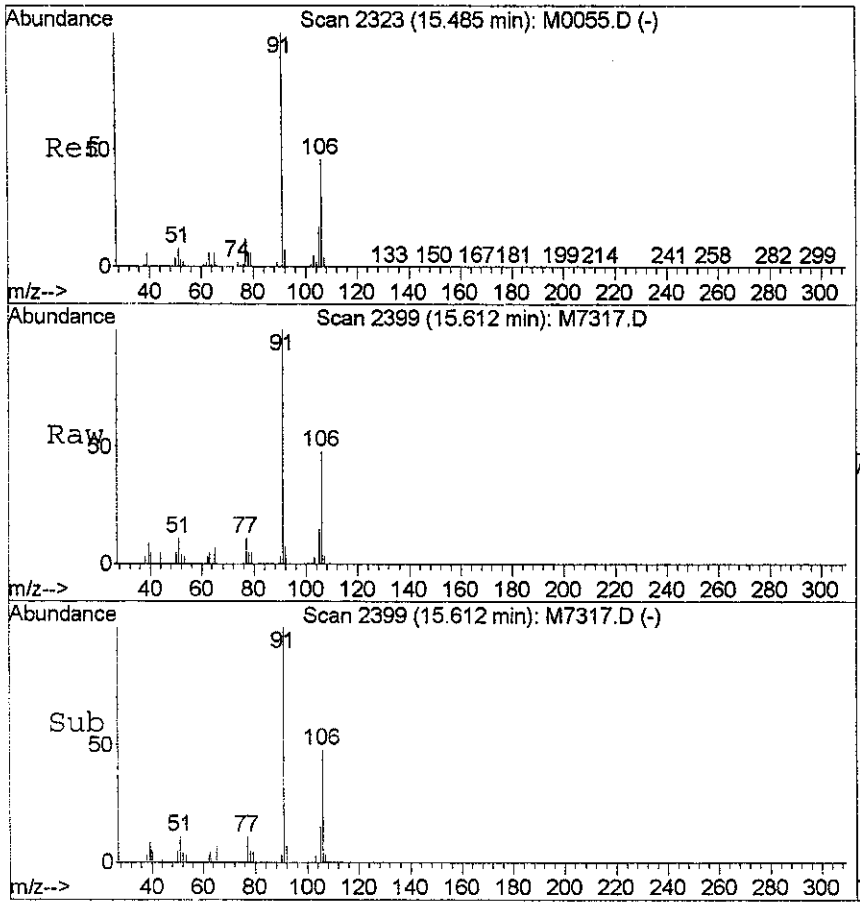

#52
o-Xylene
Concen: 1.86 ug/l
RT: 15.61 min Scan# 2399
Delta R.T. 0.06 min
Lab File: M7317.D
Acq: 4 Aug 2006 15:47

Tgt Ion: 91 Resp: 18196

Ion	Ratio	Lower	Upper
91	100		
106	47.9	27.8	67.8

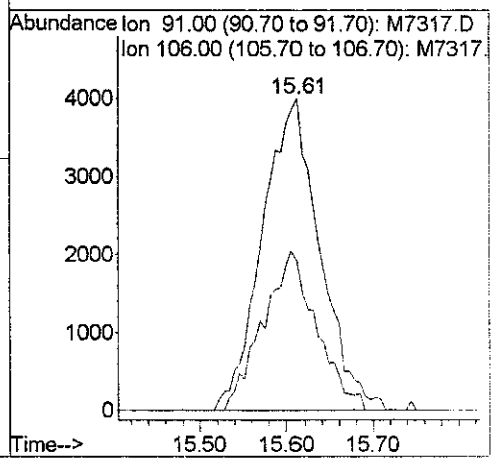

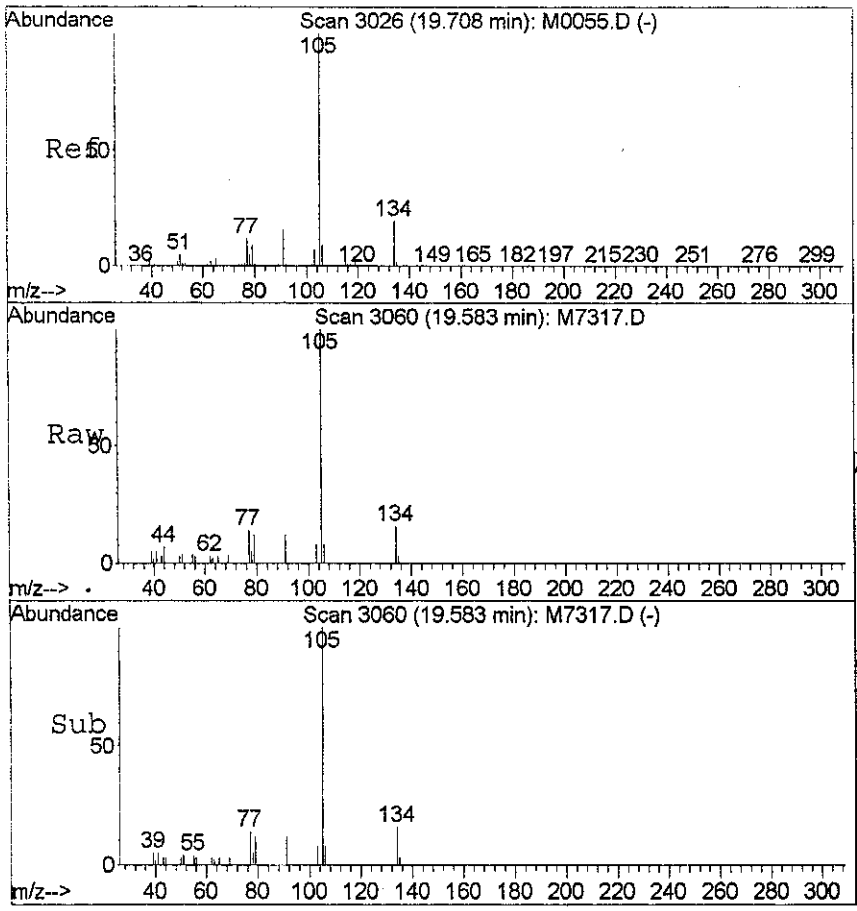

#66
sec-Butylbenzene
Concen: 1.04 ug/l
RT: 19.58 min Scan# 3060
Delta R.T. 0.03 min
Lab File: M7317.D
Acq: 4 Aug 2006 15:47

Tgt Ion:105 Resp: 12931

Ion	Ratio	Lower	Upper
105	100		
134	15.7	0.0	39.3
91	11.9	0.0	34.1

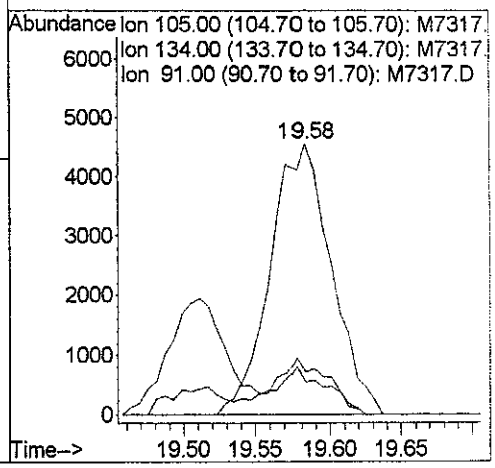

V-134

Quantitation Report (QT Reviewed)

Data File : D:\M\DATA\AUG06\M0804\M7317.D
Acq On : 4 Aug 2006 15:47
Sample : 0607271
Misc : WATER 2946 MW9
MS Integration Params: rteint.p
Quant Time: Aug 7 10:52 2006

Vial: 9
Operator:
Inst : GC/MS Ins
Multiplr: 1.00

Quant Results File: VM8A0703.RES

Quant Method : D:\M\METHODS\VM8A0703.M (RTE Integrator)
Title : VOA 8260 METHOD
Last Update : Mon Jul 03 13:08:12 2006
Response via : Initial Calibration
DataAcq Meth : VM8A0703

Internal Standards	R.T.	QIon	Response	Conc Units	Dev(Min)
1) Pentafluorobenzene	7.48	168	190993	50.00 ug/l	0.04
24) 1,4-Difluorobenzene	8.62	114	421020	50.00 ug/l	0.03
43) Chlorobenzene-d5	13.82	117	361182	50.00 ug/l	0.04
55) 1,4-Dichlorobenzene-d4	20.00	152	132747	50.00 ug/l	0.03
System Monitoring Compounds					
25) 1,2-Dichloroethane-d4	7.93	65	144478	48.25 ug/l	0.02
Spiked Amount 50.000	Range 76 - 114		Recovery = 96.50%		
36) Toluene-d8	10.93	98	451102	49.73 ug/l	0.03
Spiked Amount 50.000	Range 88 - 110		Recovery = 99.46%		
42) Bromofluorobenzene	17.37	95	161315	47.88 ug/l	0.04
Spiked Amount 50.000	Range 86 - 115		Recovery = 95.76%		

Target Compounds					Qvalue
4) Acetone	3.75	43	7839	7.05 ug/l	68
13) Methylene Chloride	4.40	49	38491	9.55 ug/l	84
52) o-Xylene	15.61	91	18196	1.86 ug/l	100
66) sec-Butylbenzene	19.58	105	12931	1.04 ug/l	93

(#) = qualifier out of range (m) = manual integration

V-135

Quantitation Report

Data File : D:\M\DATA\AUG06\M0804\M7318.D
Acq On : 4 Aug 2006 16:19
Sample : 0607272
Misc : WATER 2946 MW10
MS Integration Params: rteint.p
Quant Time: Aug 7 10:53 2006

Vial: 10
Operator:
Inst : GC/MS Ins
Multiplr: 1.00
Quant Results File: VM8A0703.R

Method : D:\M\METHODS\VM8A0703.M (RTE Integrator)
Title : VOA 8260 METHOD
Last Update : Mon Jul 03 13:08:12 2006
Response via : Initial Calibration



V-136

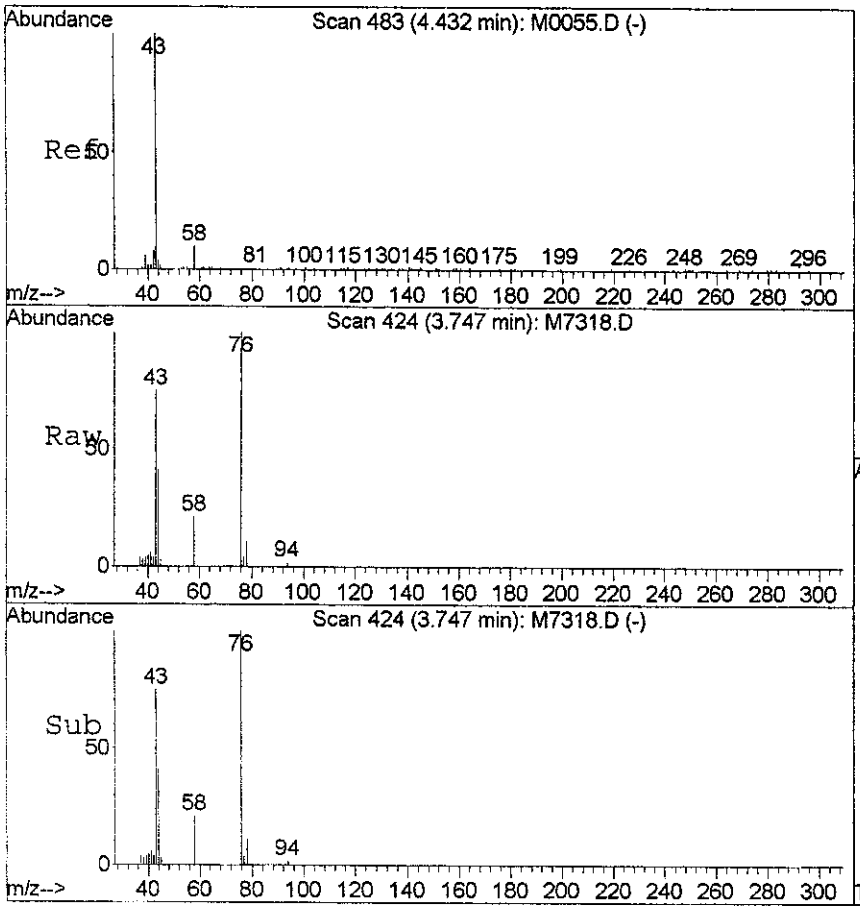

#4
Acetone
Concen: 9.59 ug/l
RT: 3.75 min Scan# 424
Delta R.T. -0.00 min
Lab File: M7318.D
Acq: 4 Aug 2006 16:19

Tgt Ion: 43 Resp: 10163

Ion	Ratio	Lower	Upper
43	100		
58	27.8	0.0	34.6

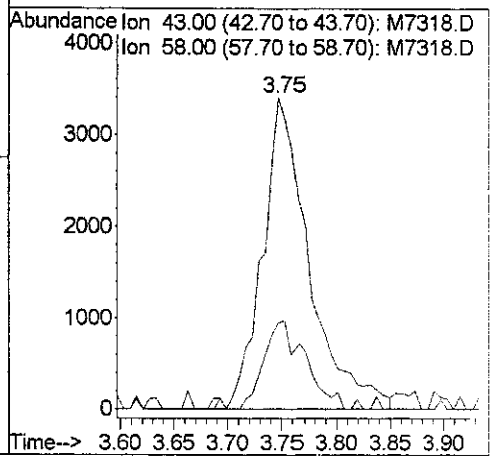

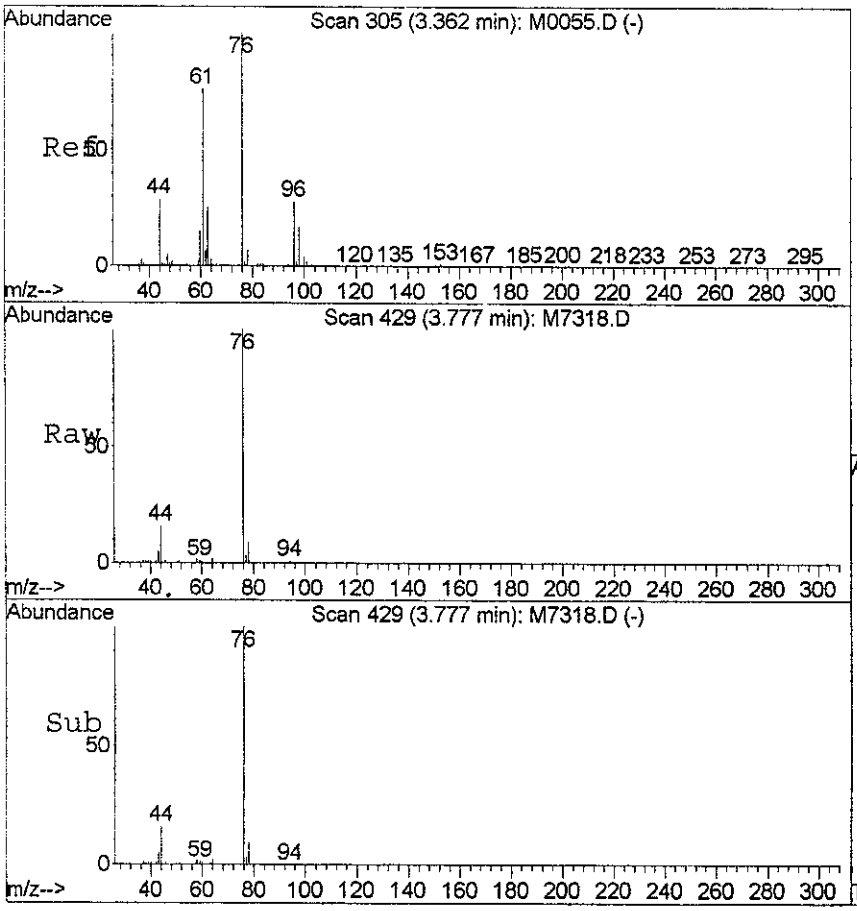

#12
Carbon disulfide
Concen: 12.49 ug/l
RT: 3.78 min Scan# 429
Delta R.T. 0.05 min
Lab File: M7318.D
Acq: 4 Aug 2006 16:19

Tgt Ion: 76 Resp: 74777

Ion	Ratio	Lower	Upper
76	100		
78	9.1	0.0	28.7
44	15.7	0.0	32.7

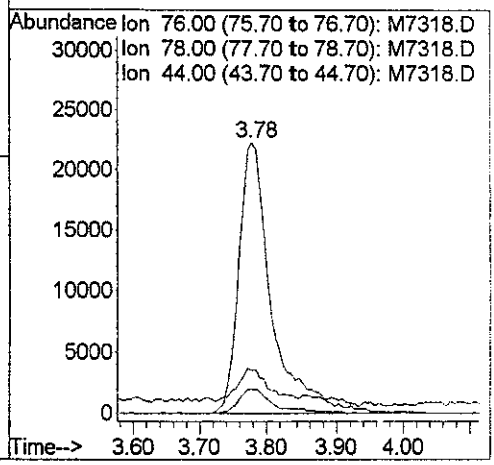

V-137

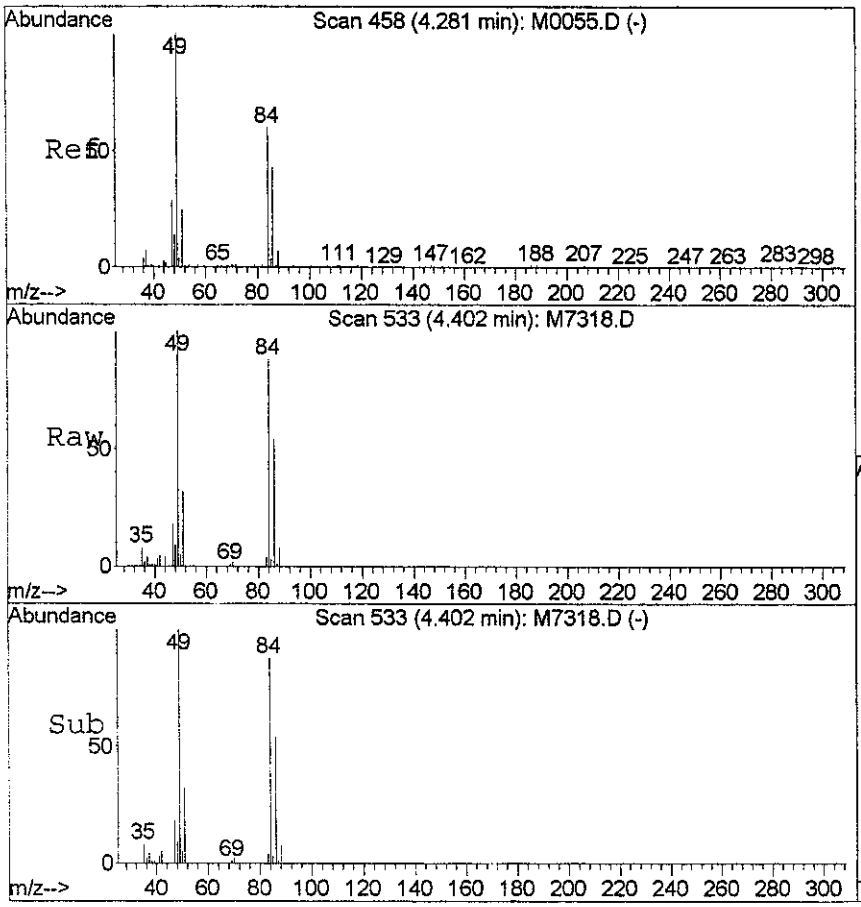

#13
Methylene Chloride
Concen: 11.88 ug/l
RT: 4.40 min Scan# 533
Delta R.T. 0.04 min
Lab File: M7318.D
Acq: 4 Aug 2006 16:19

Tgt Ion: 49 Resp: 45595

Ion	Ratio	Lower	Upper
49	100		
84	87.9	58.4	98.4
86	54.3	30.4	70.4

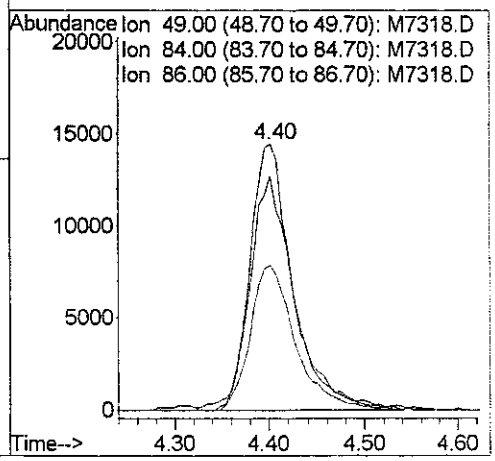

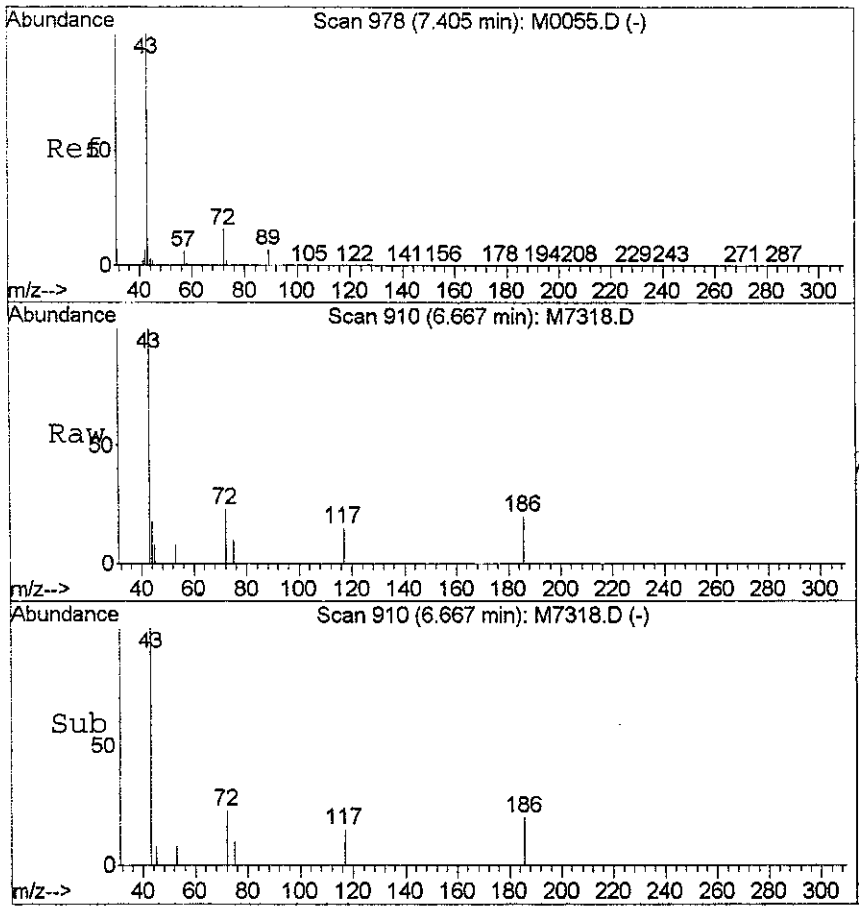

#18
2-Butanone
Concen: 3.08 ug/l
RT: 6.67 min Scan# 910
Delta R.T. 0.02 min
Lab File: M7318.D
Acq: 4 Aug 2006 16:19

Tgt Ion: 43 Resp: 4380

Ion	Ratio	Lower	Upper
43	100		
72	23.5	2.8	42.8

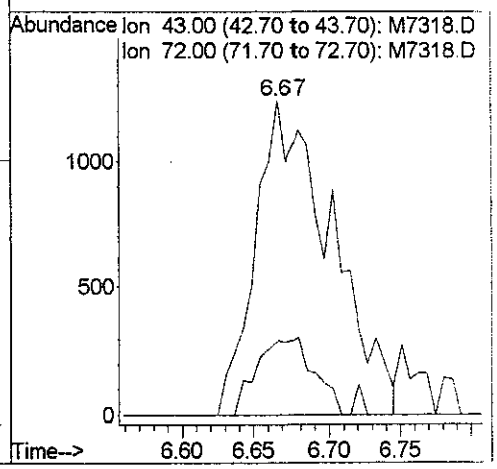

V-138

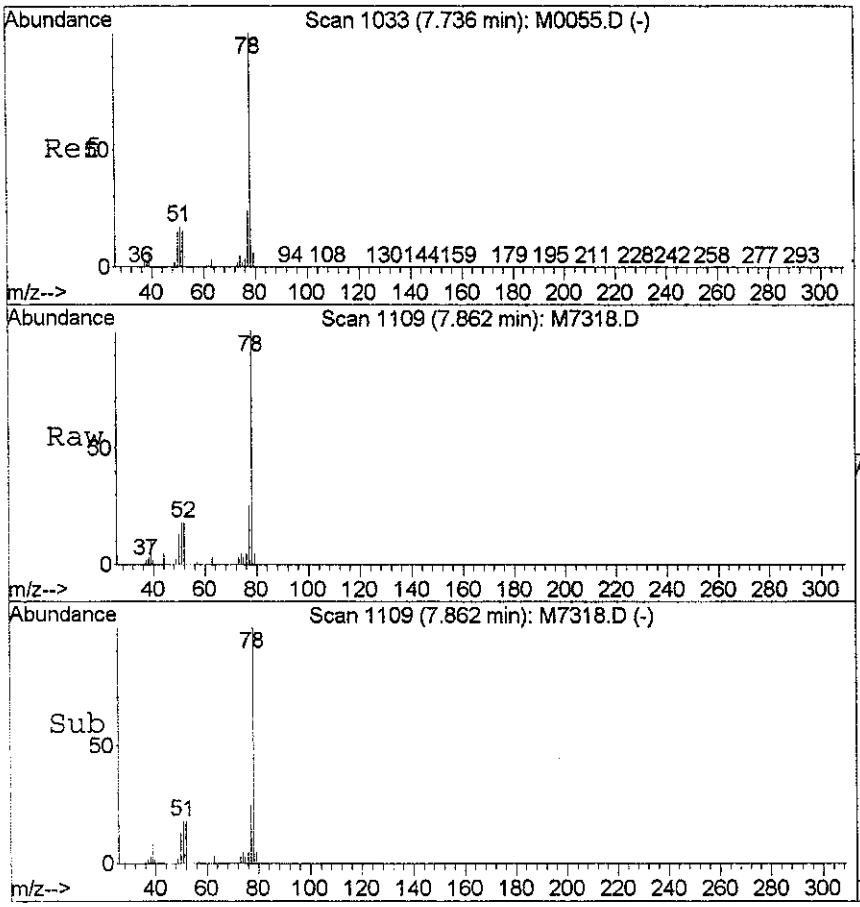

#29
Benzene
Concen: 1.82 ug/l
RT: 7.86 min Scan# 1109
Delta R.T. 0.03 min
Lab File: M7318.D
Acq: 4 Aug 2006 16:19

Tgt Ion: 78 Resp: 21806

Ion	Ratio	Lower	Upper
78	100		
51	17.7	0.0	35.1
52	18.2	0.0	36.3

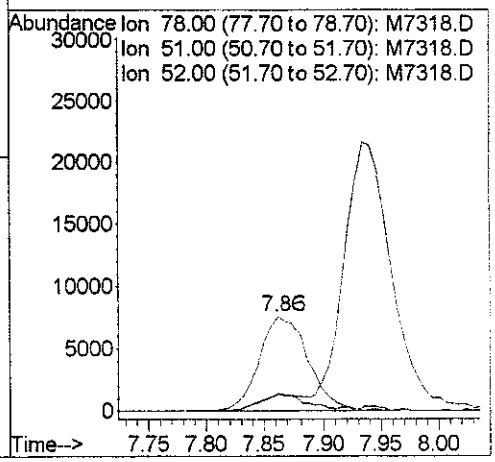

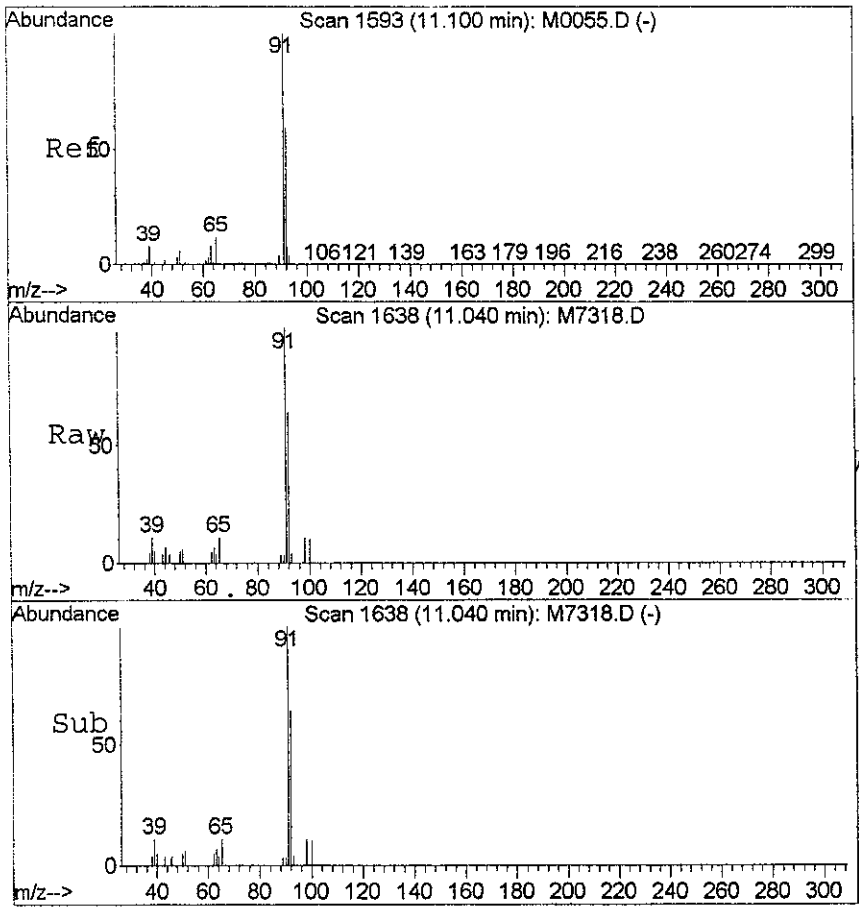

#37
Toluene
Concen: 1.21 ug/l
RT: 11.04 min Scan# 1638
Delta R.T. 0.03 min
Lab File: M7318.D
Acq: 4 Aug 2006 16:19

Tgt Ion: 91 Resp: 14762

Ion	Ratio	Lower	Upper
91	100		
92	64.1	42.2	82.2

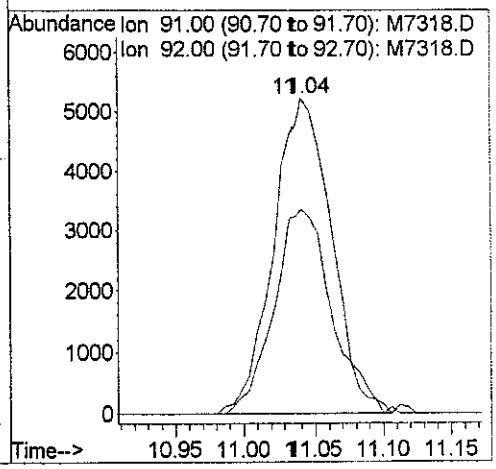

V-139

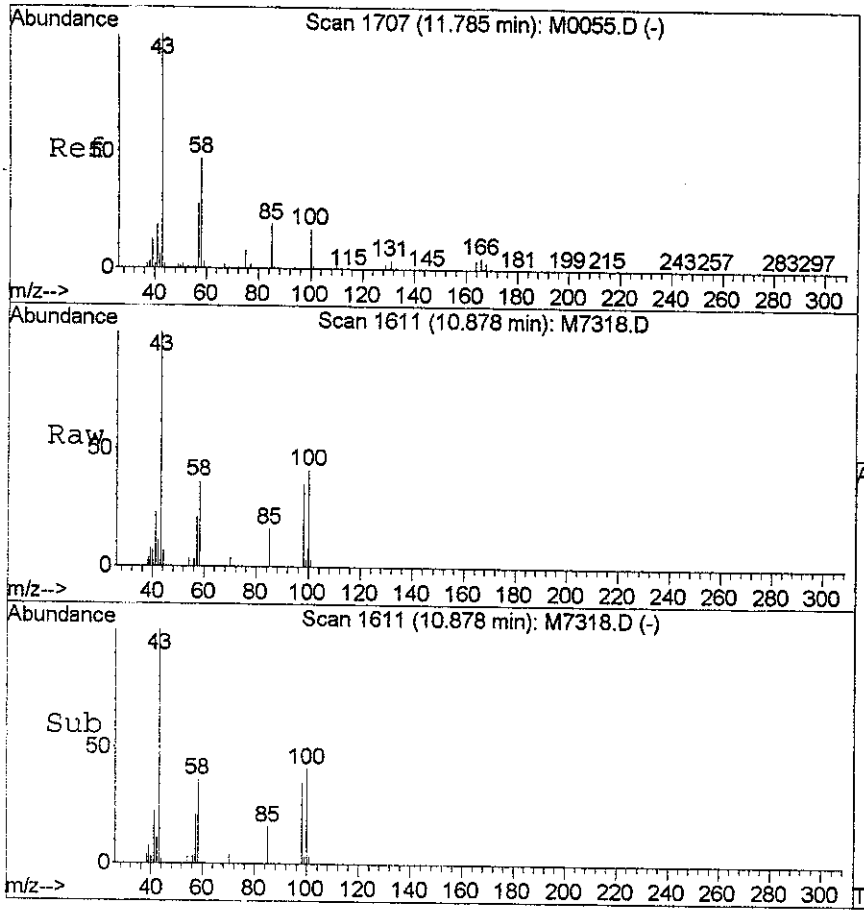

#40
4-Methyl-2-pentanone
Concen: 4.85 ug/l
RT: 10.88 min Scan# 1611
Delta R.T. 0.03 min
Lab File: M7318.D
Acq: 4 Aug 2006 16:19

Tgt Ion: 43 Resp: 14076

Ion	Ratio	Lower	Upper
43	100		
58	36.3	22.0	62.0
85	16.5	0.0	33.9

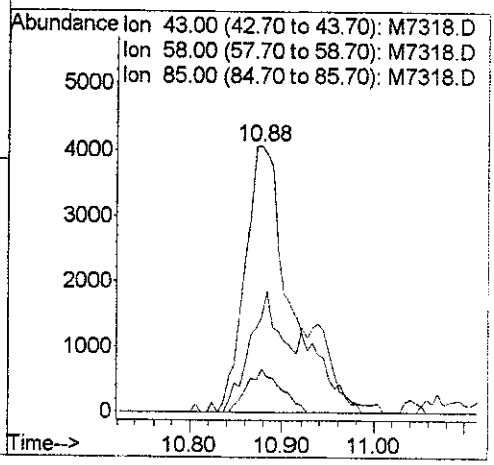

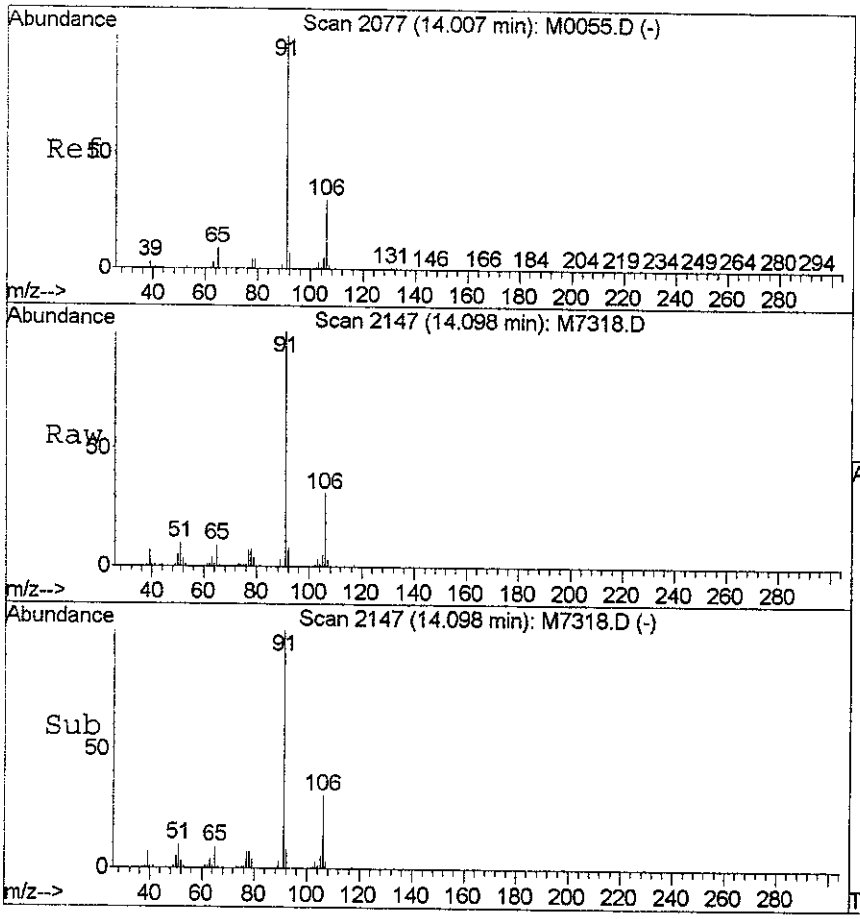

#48
Ethylbenzene
Concen: 9.60 ug/l
RT: 14.10 min Scan# 2147
Delta R.T. 0.04 min
Lab File: M7318.D
Acq: 4 Aug 2006 16:19

Tgt Ion: 91 Resp: 127152

Ion	Ratio	Lower	Upper
91	100		
106	31.0	9.3	49.3

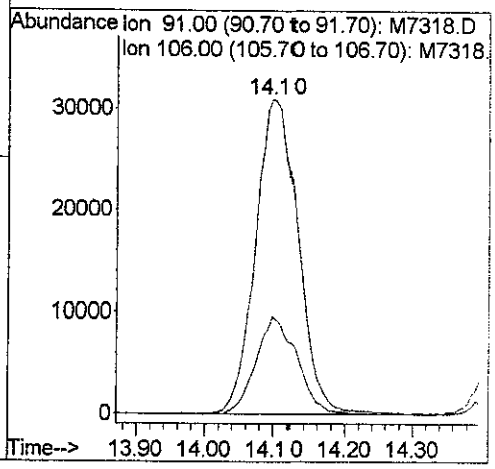

V-140

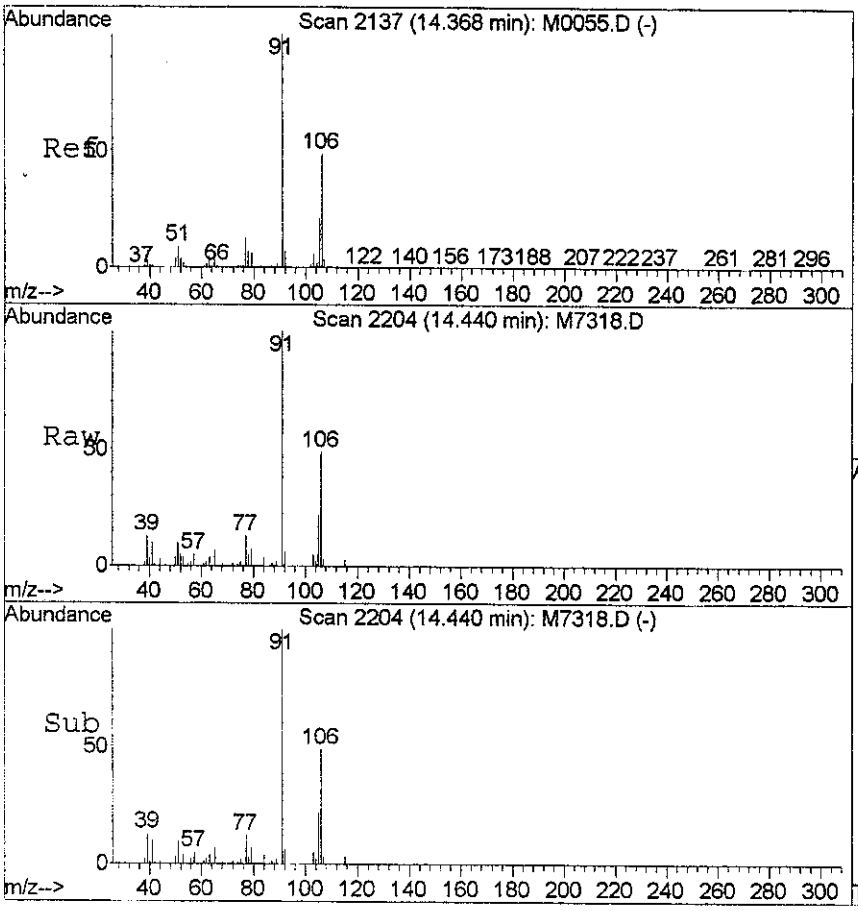

#51
m,p-Xylene
Concen: 4.12 ug/l
RT: 14.44 min Scan# 2204
Delta R.T. 0.05 min
Lab File: M7318.D
Acq: 4 Aug 2006 16:19

Tgt Ion: 91 Resp: 39787

Ion	Ratio	Lower	Upper
91	100		
106	49.0	31.3	71.3

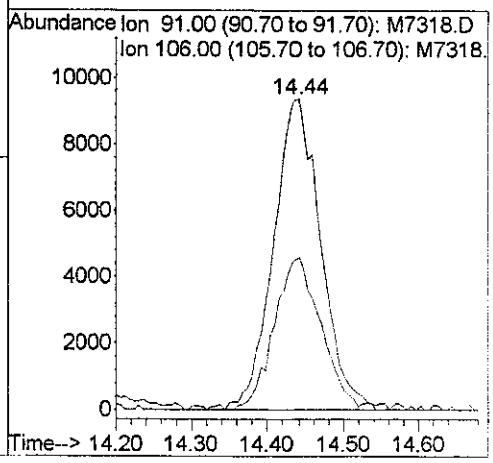

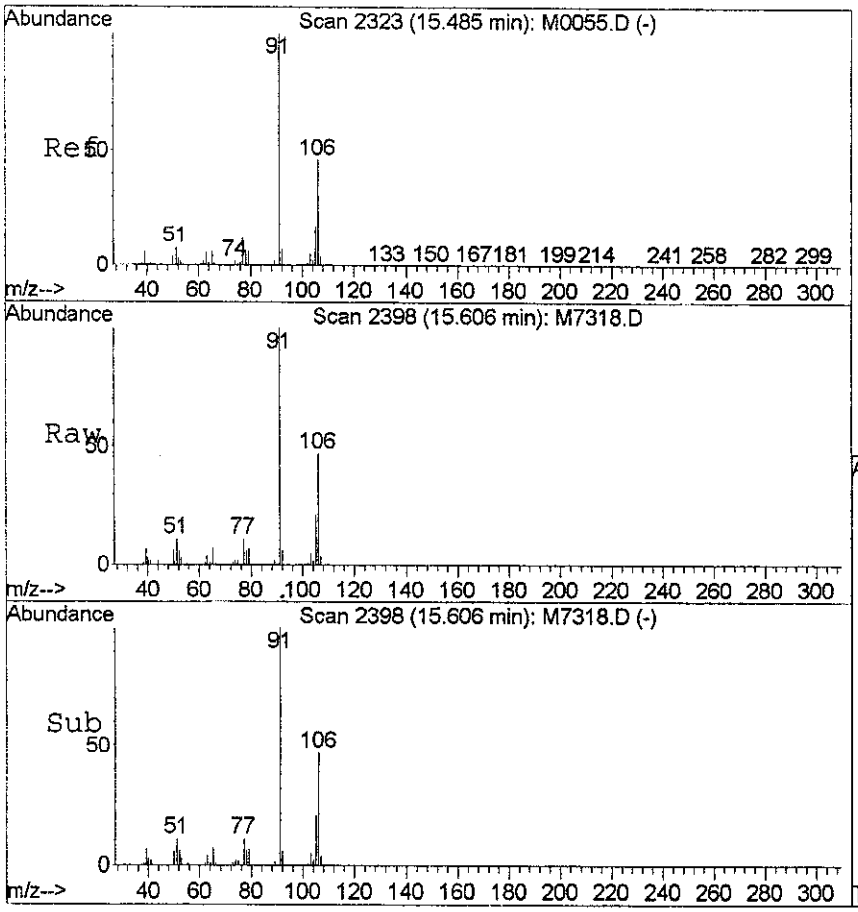

#52
o-Xylene
Concen: 4.59 ug/l
RT: 15.61 min Scan# 2398
Delta R.T. 0.06 min
Lab File: M7318.D
Acq: 4 Aug 2006 16:19

Tgt Ion: 91 Resp: 43949

Ion	Ratio	Lower	Upper
91	100		
106	47.4	27.8	67.8

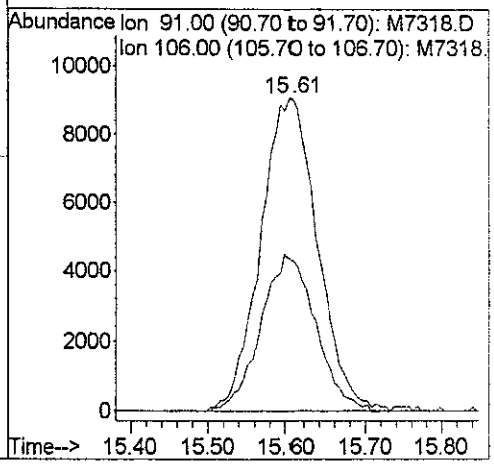

V-141

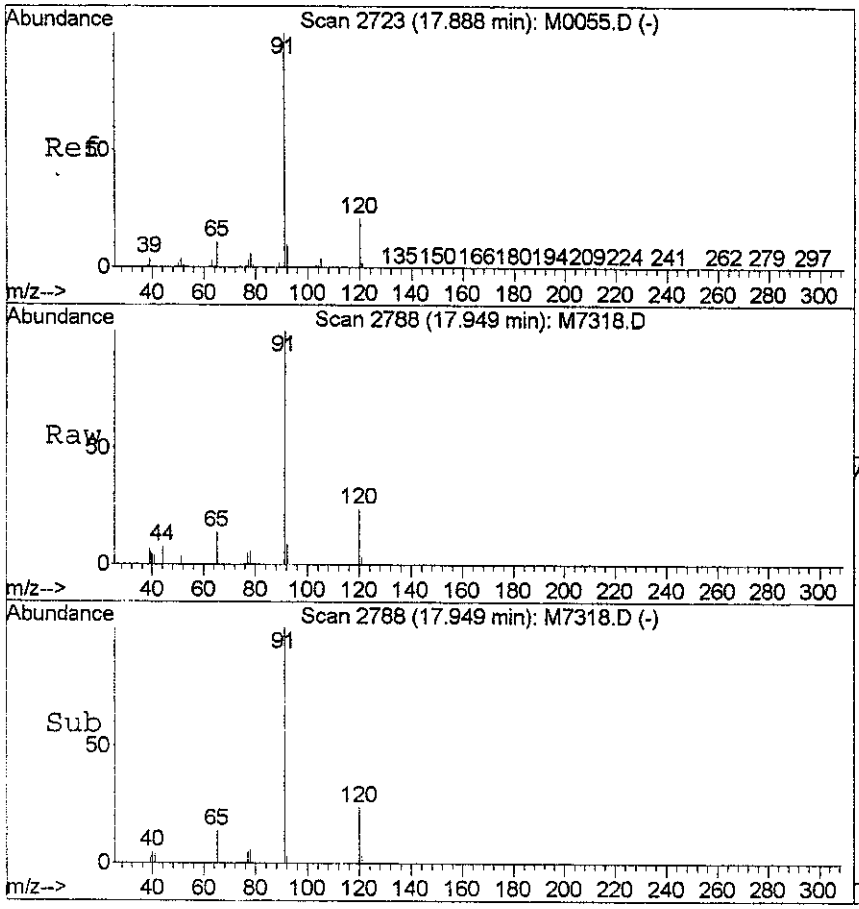

#59
n-Propyl benzene
Concen: 1.00 ug/l
RT: 17.95 min Scan# 2788
Delta R.T. 0.04 min
Lab File: M7318.D
Acq: 4 Aug 2006 16:19

Tgt Ion: 91 Resp: 13523

Ion	Ratio	Lower	Upper
91	100		
120	24.5	0.7	40.7

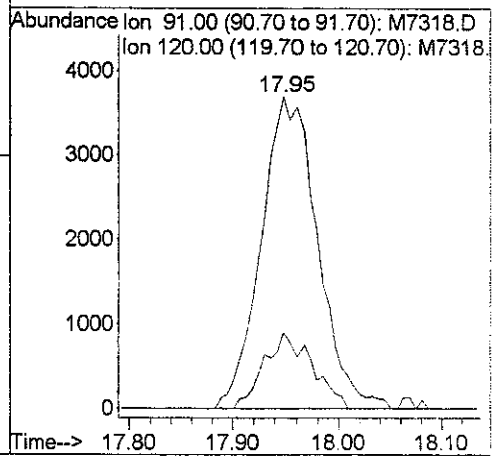

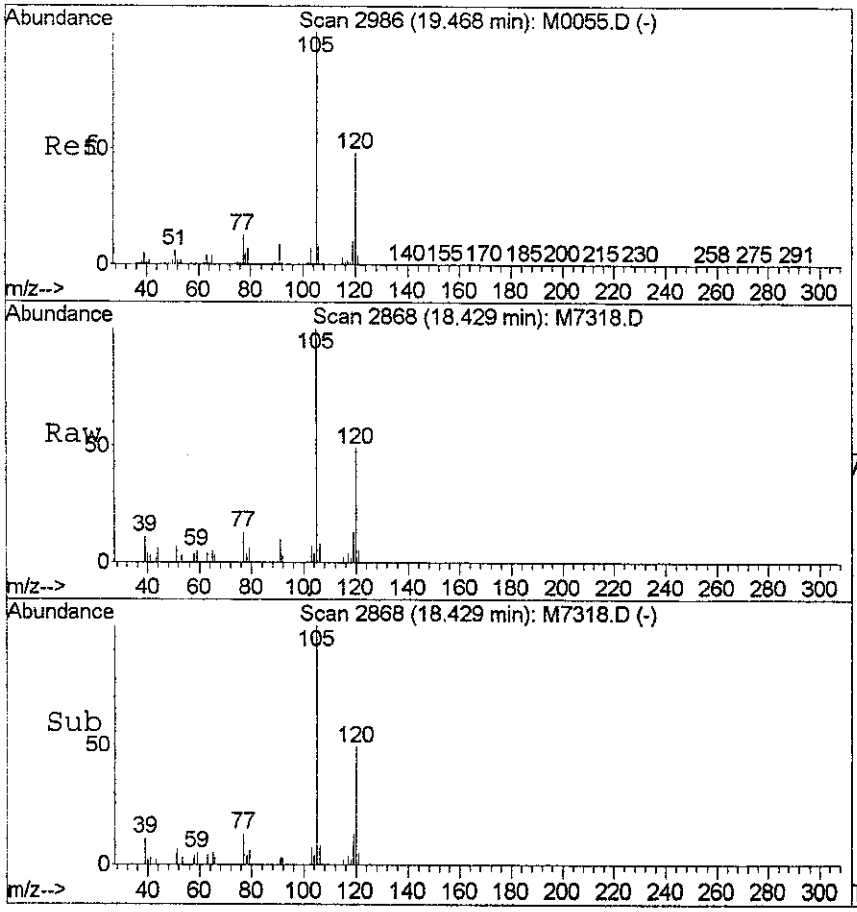

#61
1,3,5-Trimethylbenzene
Concen: 1.94 ug/l
RT: 18.43 min Scan# 2868
Delta R.T. 0.03 min
Lab File: M7318.D
Acq: 4 Aug 2006 16:19

Tgt Ion:105 Resp: 16620

Ion	Ratio	Lower	Upper
105	100		
120	49.1	33.8	73.8

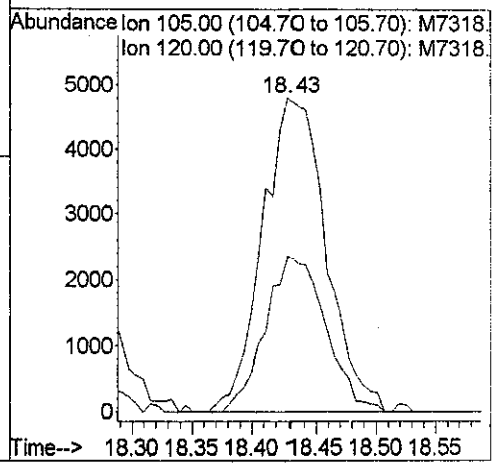

V-142

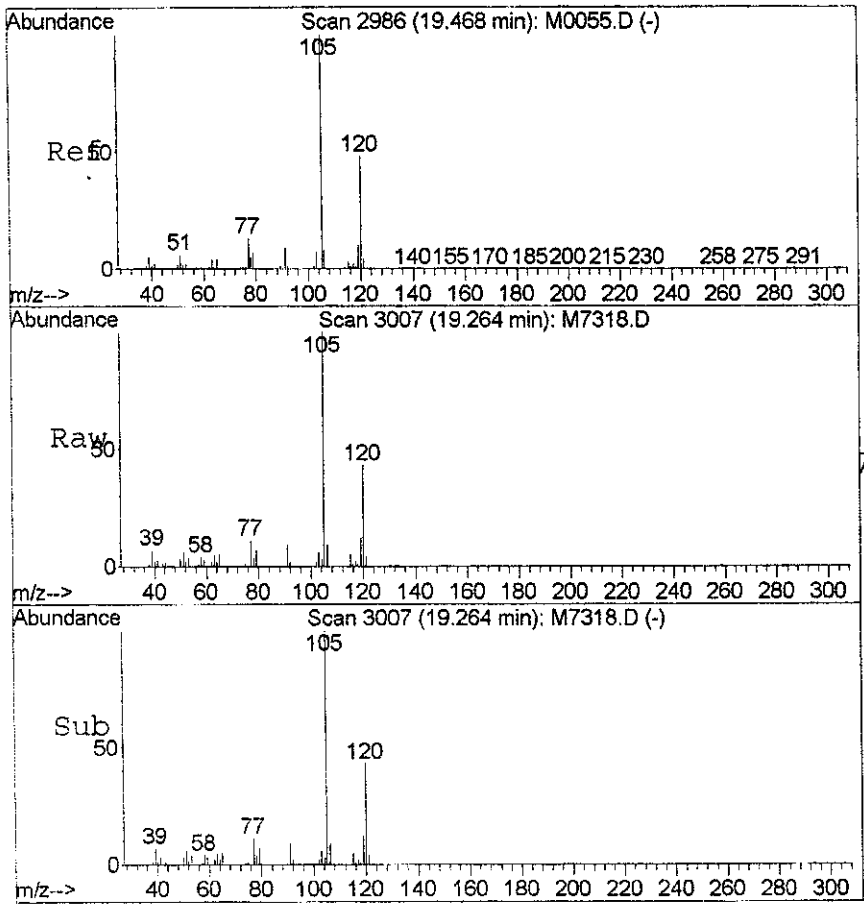

#65
1,2,4-Trimethylbenzene
Concen: 3.62 ug/l
RT: 19.26 min Scan# 3007
Delta R.T. 0.04 min
Lab File: M7318.D
Acq: 4 Aug 2006 16:19

Tgt Ion:105 Resp: 31579

Ion	Ratio	Lower	Upper
105	100		
120	42.8	30.8	70.8
77	10.9	0.0	32.6

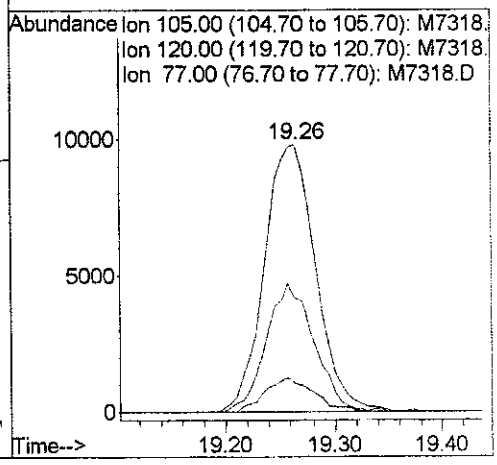

V-143

Quantitation Report (QT Reviewed)

Data File : D:\M\DATA\AUG06\M0804\M7318.D
Acq On : 4 Aug 2006 16:19
Sample : 0607272
Misc : WATER 2946 MW10
MS Integration Params: rteint.p
Quant Time: Aug 7 10:53 2006

Vial: 10
Operator:
Inst : GC/MS Ins
Multiplr: 1.00

Quant Results File: VM8A0703.RES

Quant Method : D:\M\METHODS\VM8A0703.M (RTE Integrator)
Title : VOA 8260 METHOD
Last Update : Mon Jul 03 13:08:12 2006
Response via : Initial Calibration
DataAcq Meth : VM8A0703

Internal Standards	R.T.	QIon	Response	Conc	Units	Dev(Min)
1) Pentafluorobenzene	7.48	168	181855	50.00	ug/l	0.04
24) 1,4-Difluorobenzene	8.62	114	411248	50.00	ug/l	0.03
43) Chlorobenzene-d5	13.82	117	354147	50.00	ug/l	0.04
55) 1,4-Dichlorobenzene-d4	20.00	152	130338	50.00	ug/l	0.03
System Monitoring Compounds						
25) 1,2-Dichloroethane-d4	7.94	65	147185	50.33	ug/l	0.03
Spiked Amount 50.000	Range 76 - 114		Recovery = 100.66%			
36) Toluene-d8	10.93	98	443589	50.06	ug/l	0.03
Spiked Amount 50.000	Range 88 - 110		Recovery = 100.12%			
42) Bromofluorobenzene	17.37	95	157310	47.80	ug/l	0.04
Spiked Amount 50.000	Range 86 - 115		Recovery = 95.60%			
Target Compounds						Qvalue
4) Acetone	3.75	43	10163	9.59	ug/l	68
12) Carbon disulfide	3.78	76	74777	12.49	ug/l	95
13) Methylene Chloride	4.40	49	45595	11.88	ug/l	91
18) 2-Butanone	6.67	43	4380	3.08	ug/l	99
29) Benzene	7.86	78	21806	1.82	ug/l	95
37) Toluene	11.04	91	14762	1.21	ug/l	97
40) 4-Methyl-2-pentanone	10.88	43	14076	4.85	ug/l	92
48) Ethylbenzene	14.10	91	127152	9.60	ug/l	97
51) m,p-Xylene	14.44	91	39787	4.12	ug/l	97
52) o-Xylene	15.61	91	43949	4.59	ug/l	99
59) n-Propyl benzene	17.95	91	13523	1.00	ug/l	92
61) 1,3,5-Trimethylbenzene	18.43	105	16620	1.94	ug/l	93
65) 1,2,4-Trimethylbenzene	19.26	105	31579	3.62	ug/l	90

(#) = qualifier out of range (m) = manual integration

V-1414

Quantitation Report

Data File : D:\M\DATA\AUG06\M0804\M7322.D
Acq On : 4 Aug 2006 18:30
Sample : 0607273
Misc : WATER 2946 MW11
MS Integration Params: rteint.p
Quant Time: Aug 7 12:54 2006

Vial: 14
Operator:
Inst : GC/MS Ins
Multiplr: 1.00
Quant Results File: VM8A0703.R

Method : D:\M\METHODS\VM8A0703.M (RTE Integrator)
Title : VOA 8260 METHOD
Last Update : Mon Jul 03 13:08:12 2006
Response via : Initial Calibration

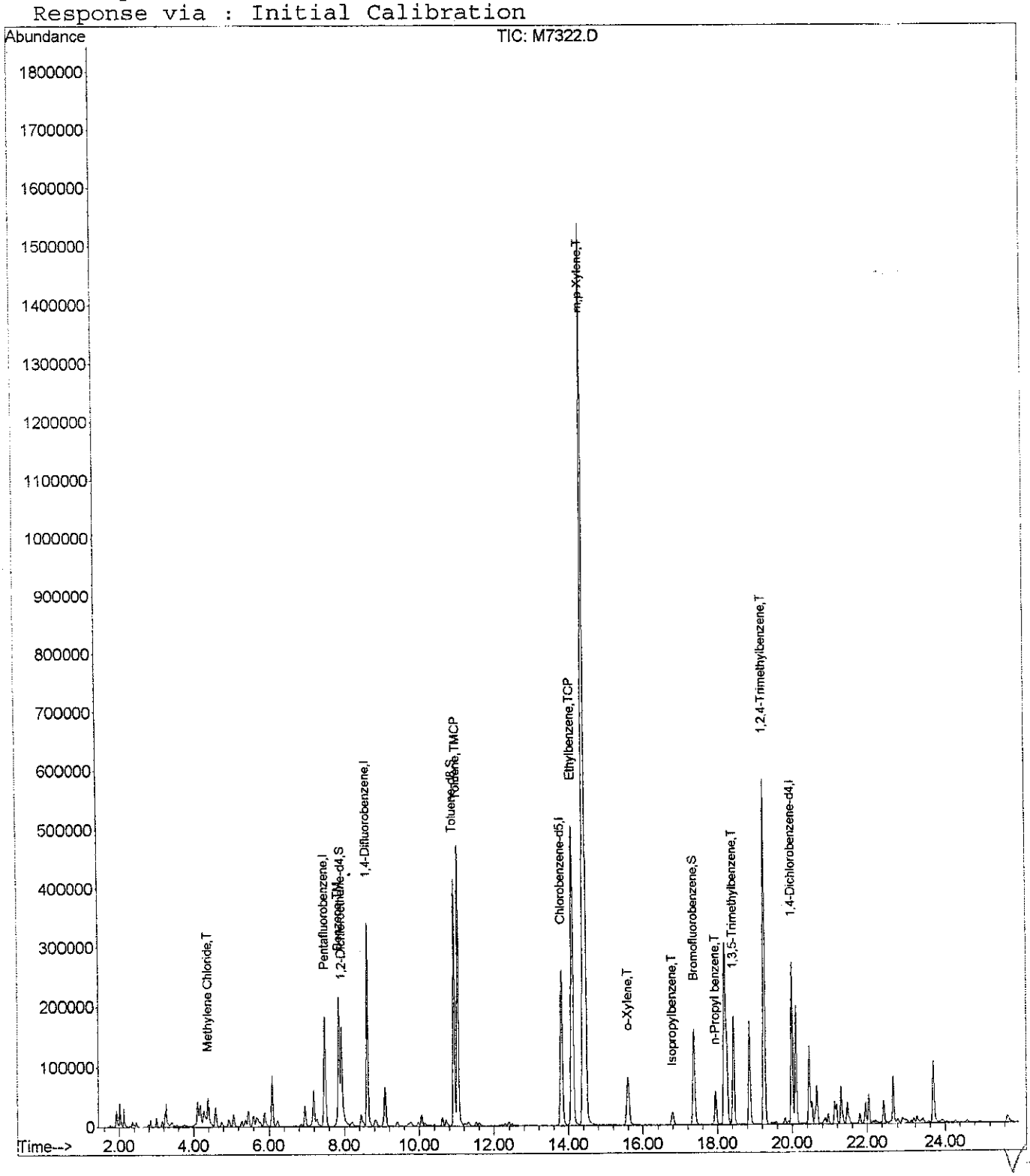

V-145

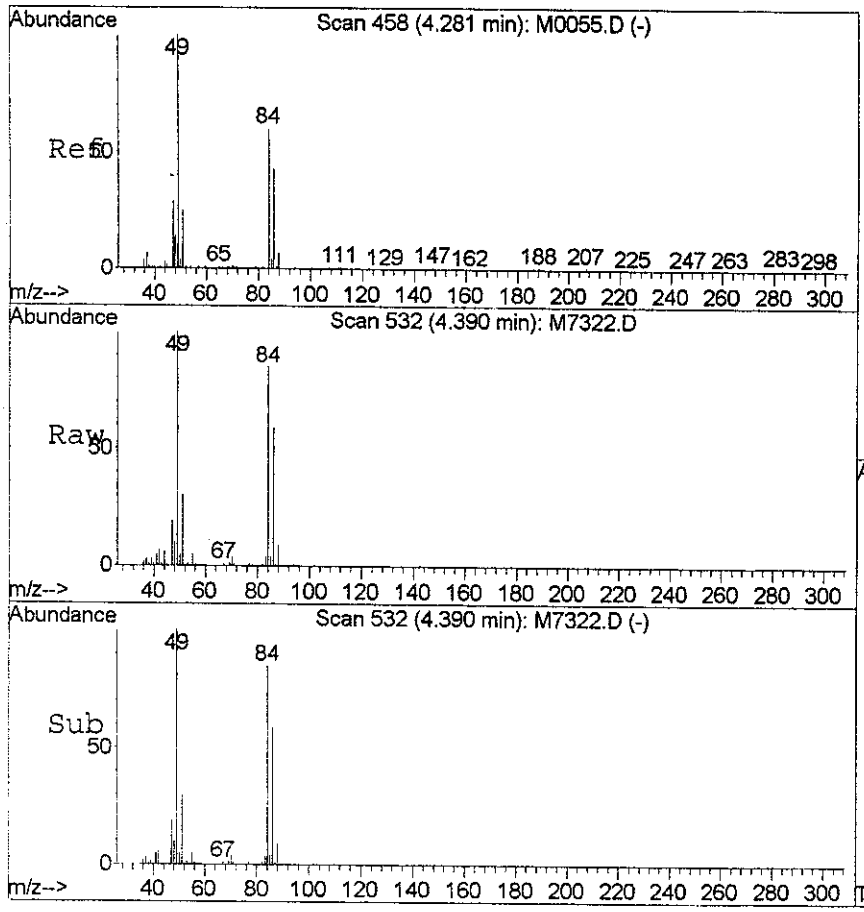

#13
Methylene Chloride
Concen: 10.27 ug/l
RT: 4.39 min Scan# 532
Delta R.T. 0.03 min
Lab File: M7322.D
Acq: 4 Aug 2006 18:30

Tgt Ion: 49 Resp: 41189

Ion	Ratio	Lower	Upper
49	100		
84	84.7	58.4	98.4
86	58.9	30.4	70.4

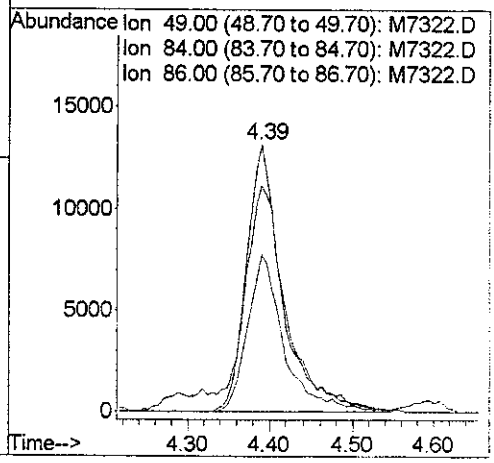

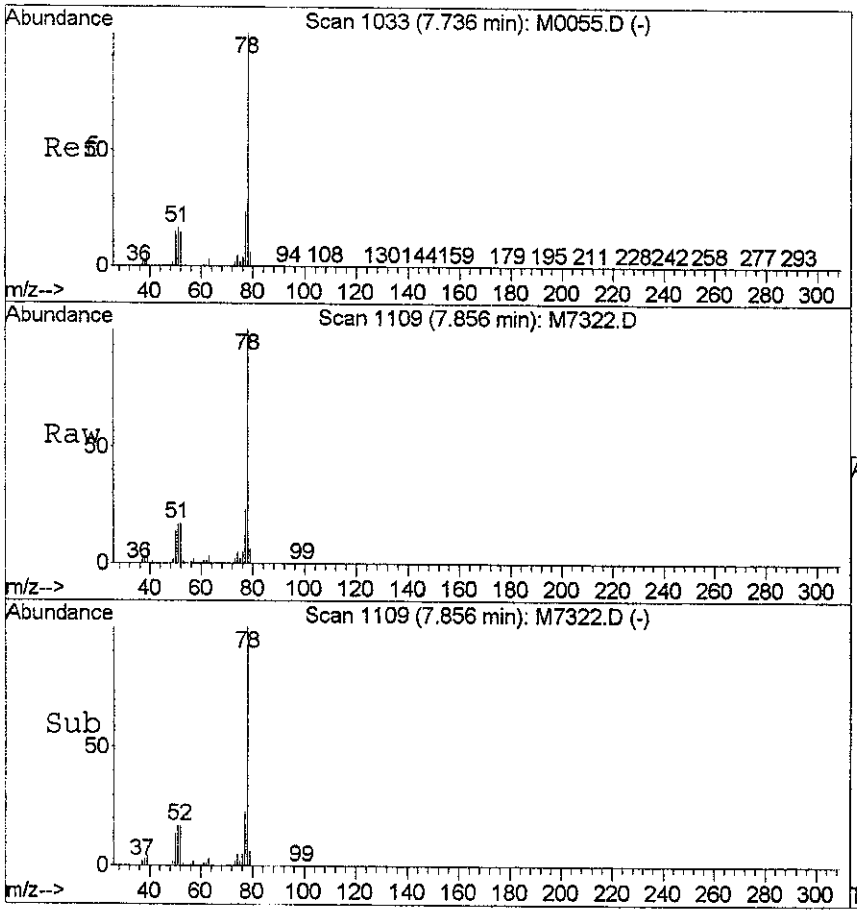

#29
Benzene
Concen: 23.39 ug/l
RT: 7.86 min Scan# 1109
Delta R.T. 0.02 min
Lab File: M7322.D
Acq: 4 Aug 2006 18:30

Tgt Ion: 78 Resp: 285628

Ion	Ratio	Lower	Upper
78	100		
51	16.6	0.0	35.1
52	17.4	0.0	36.3

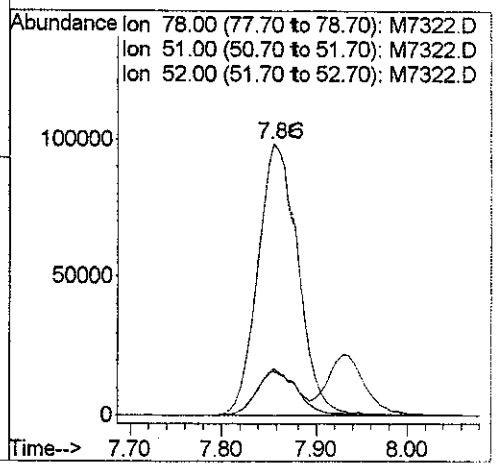

V-146

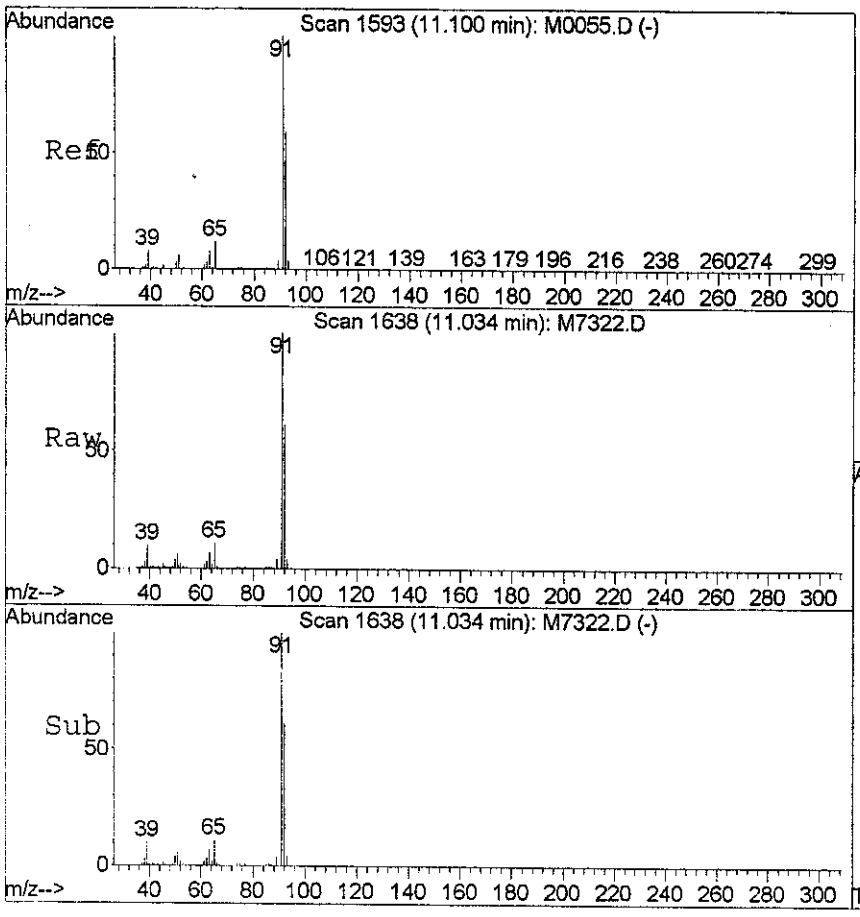

#37
Toluene
Concen: 45.73 ug/l
RT: 11.03 min Scan# 1638
Delta R.T. 0.03 min
Lab File: M7322.D
Acq: 4 Aug 2006 18:30

Tgt Ion: 91 Resp: 569230

Ion	Ratio	Lower	Upper
91	100		
92	60.9	42.2	82.2

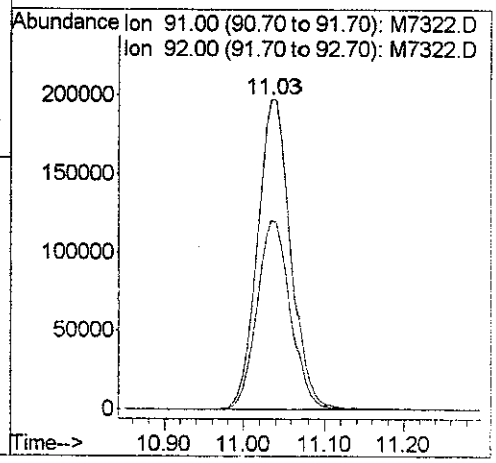

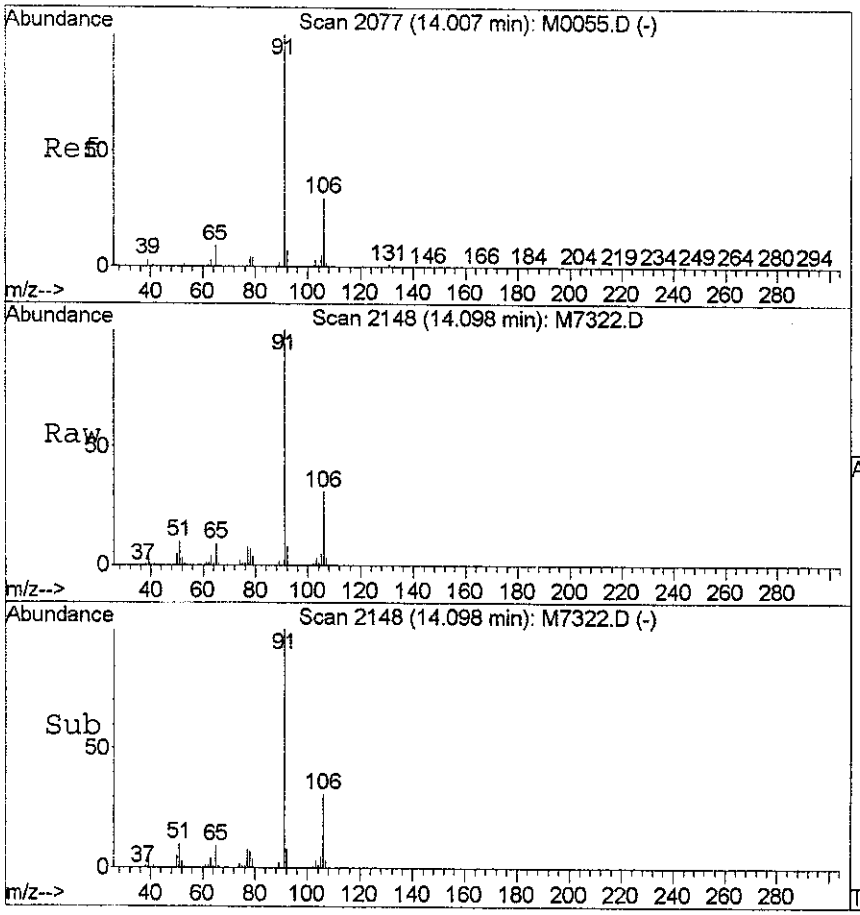

#48
Ethylbenzene
Concen: 69.27 ug/l
RT: 14.10 min Scan# 2148
Delta R.T. 0.04 min
Lab File: M7322.D
Acq: 4 Aug 2006 18:30

Tgt Ion: 91 Resp: 931623

Ion	Ratio	Lower	Upper
91	100		
106	30.5	9.3	49.3

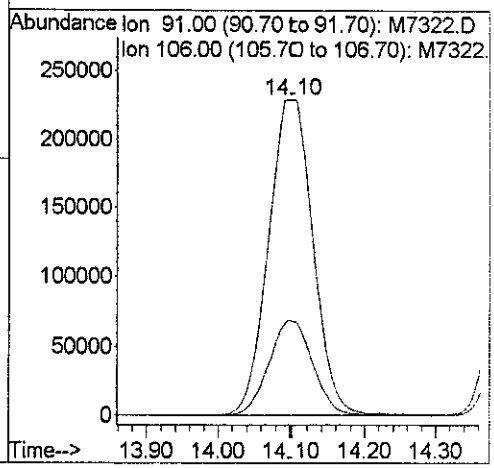

V-147

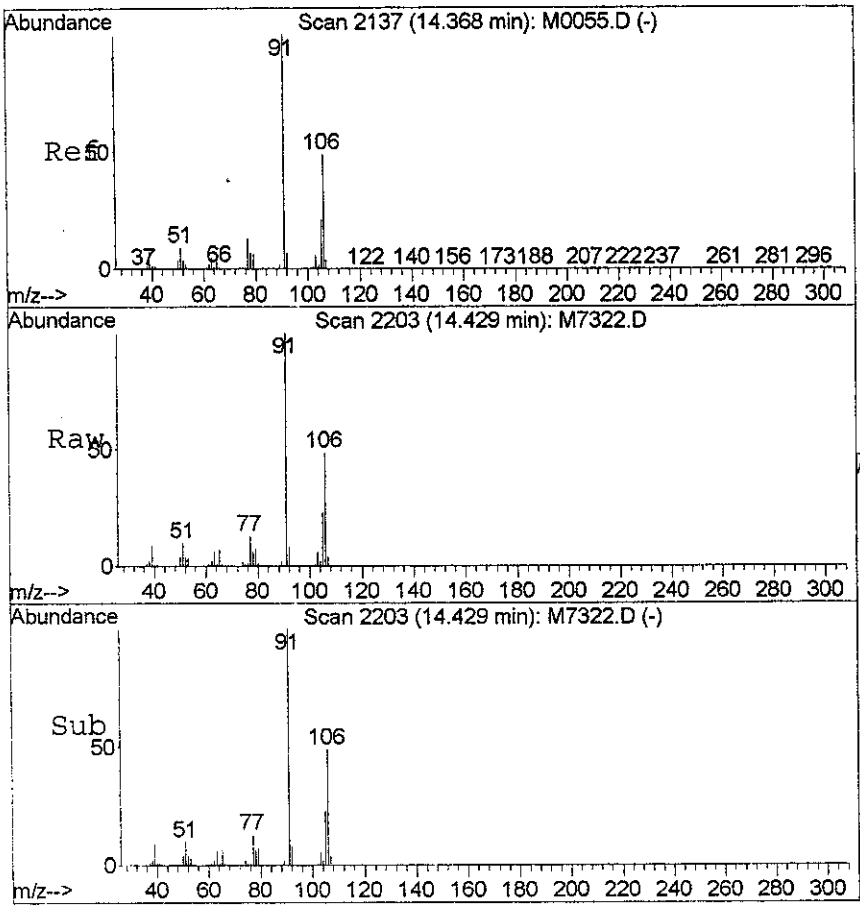

#51
m,p-Xylene
Concen: 246.25 ug/l
RT: 14.43 min Scan# 2203
Delta R.T. 0.04 min
Lab File: M7322.D
Acq: 4 Aug 2006 18:30

Tgt Ion: 91 Resp: 2416088

Ion	Ratio	Lower	Upper
91	100		
106	49.2	31.3	71.3

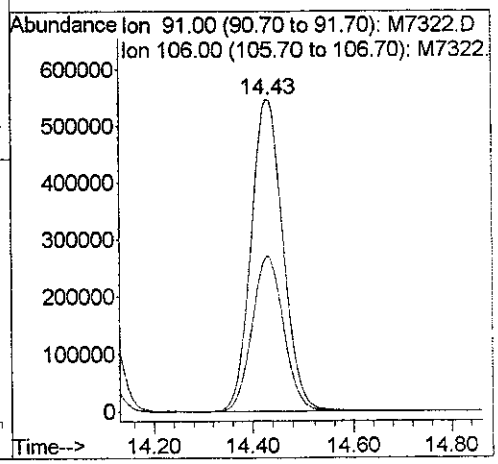

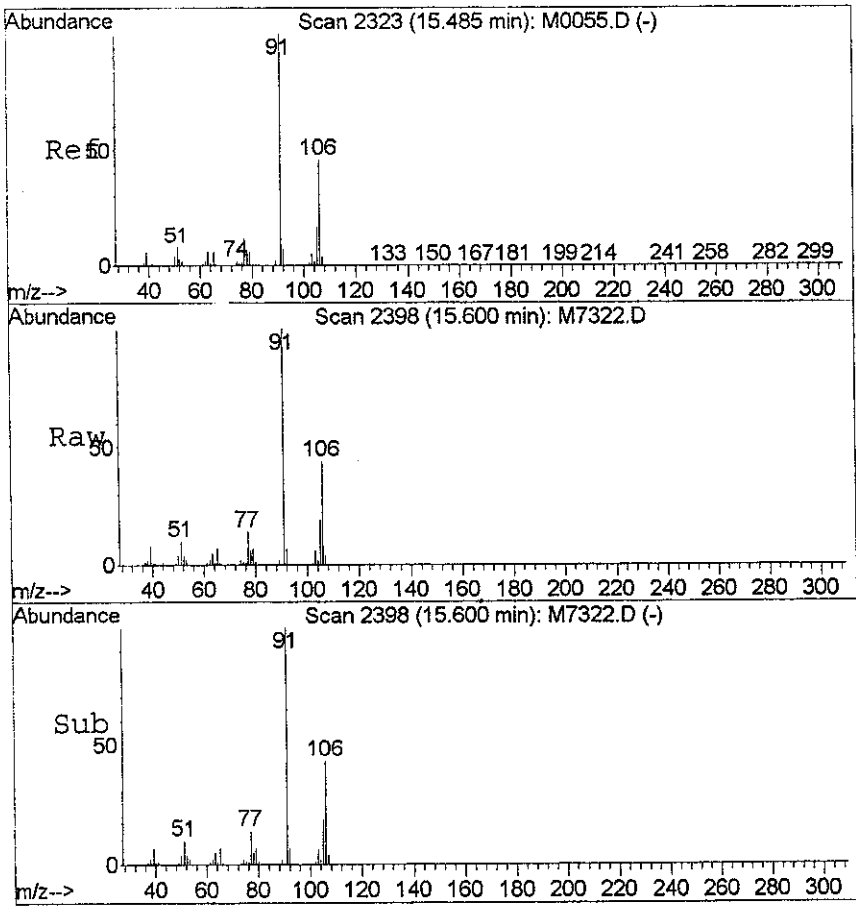

#52
o-Xylene
Concen: 15.01 ug/l
RT: 15.60 min Scan# 2398
Delta R.T. 0.05 min
Lab File: M7322.D
Acq: 4 Aug 2006 18:30

Tgt Ion: 91 Resp: 145985

Ion	Ratio	Lower	Upper
91	100		
106	43.6	27.8	67.8

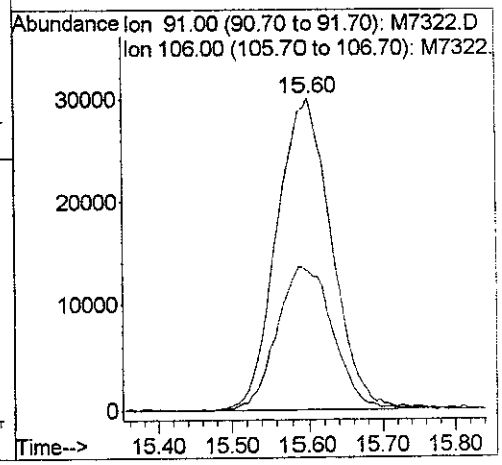

V-148

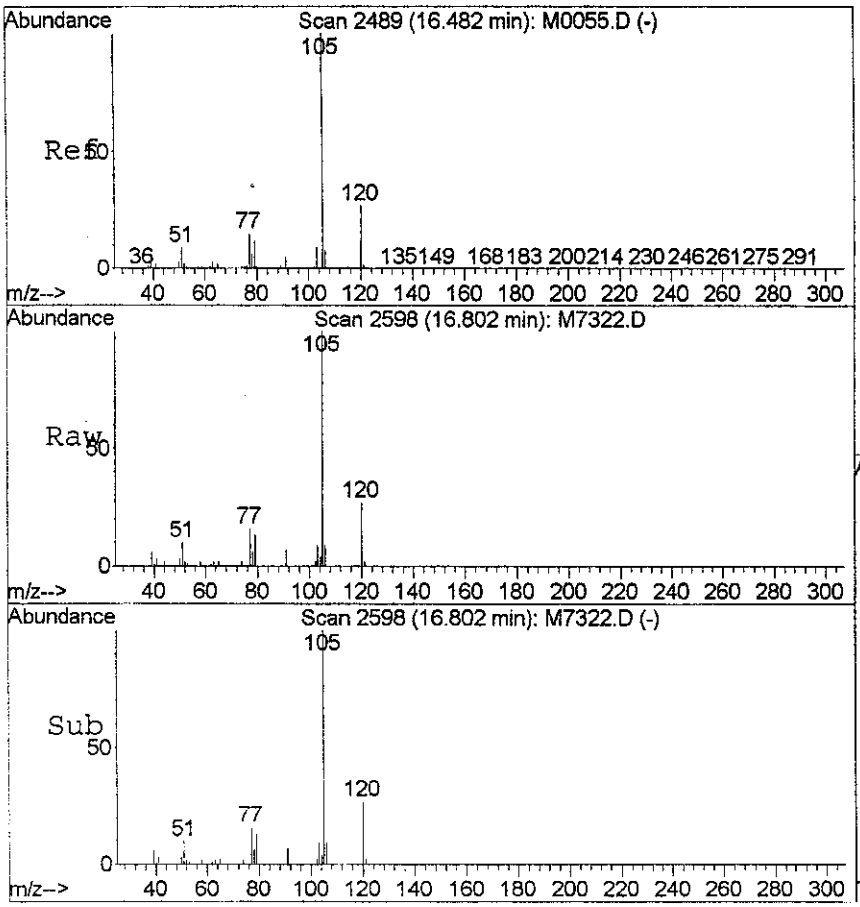

#56
Isopropylbenzene
Concen: 3.76 ug/l
RT: 16.80 min Scan# 2598
Delta R.T. 0.04 min
Lab File: M7322.D
Acq: 4 Aug 2006 18:30

Tgt Ion:105 Resp: 40346

Ion	Ratio	Lower	Upper
105	100		
120	26.9	7.0	47.0

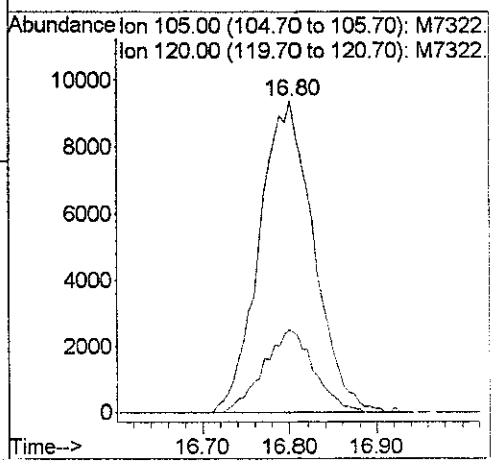

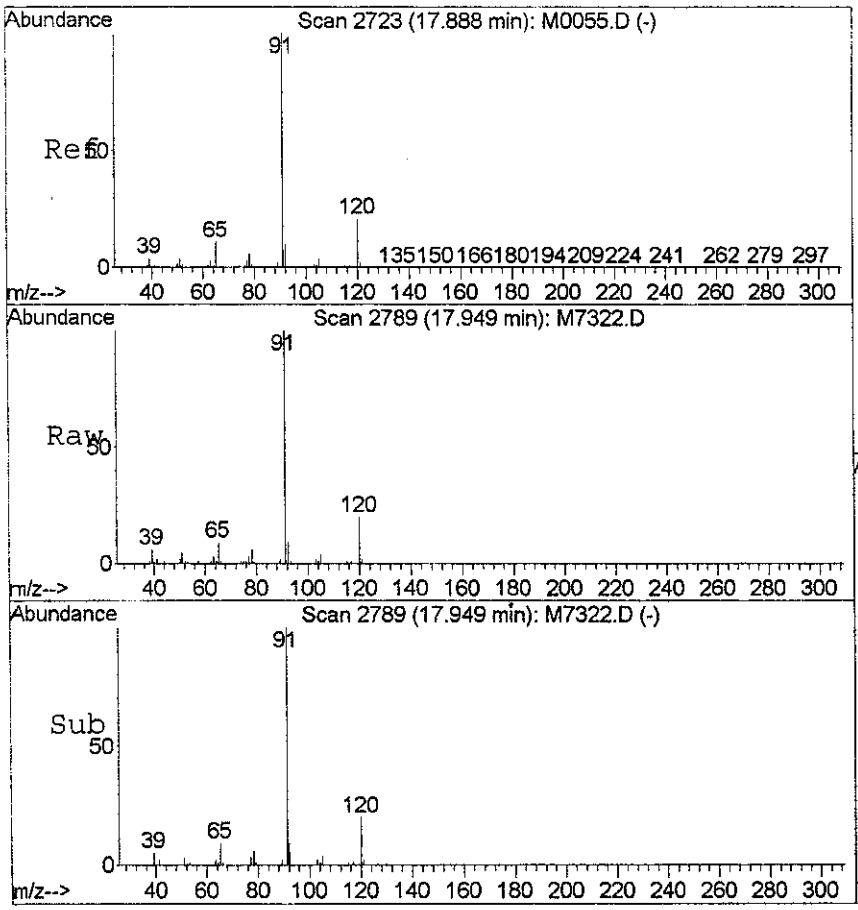

#59
n-Propyl benzene
Concen: 7.25 ug/l
RT: 17.95 min Scan# 2789
Delta R.T. 0.04 min
Lab File: M7322.D
Acq: 4 Aug 2006 18:30

Tgt Ion: 91 Resp: 101949

Ion	Ratio	Lower	Upper
91	100		
120	20.1	0.7	40.7

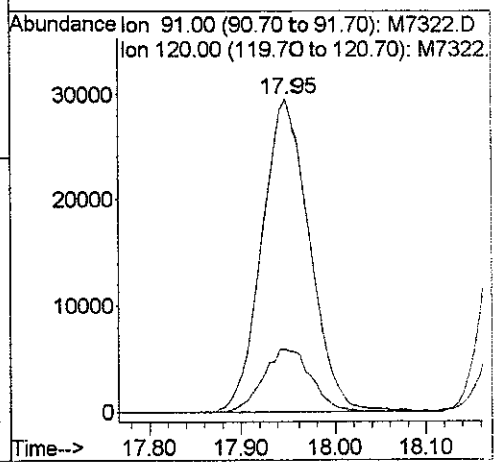

V-149

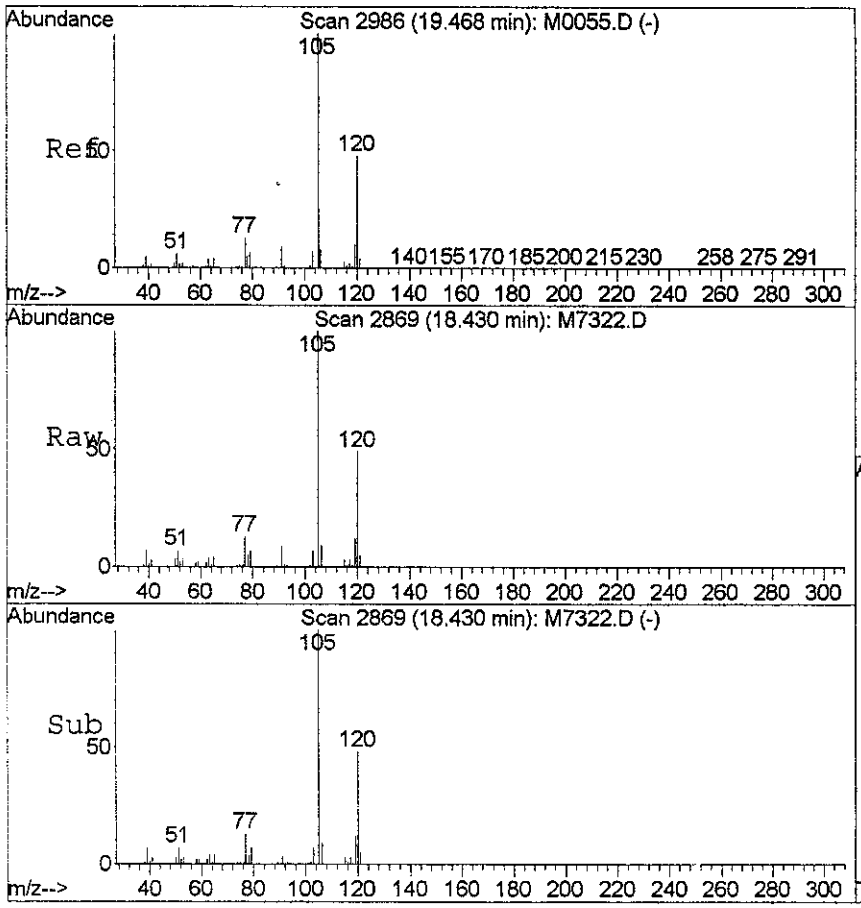

#61
1,3,5-Trimethylbenzene
Concen: 24.63 ug/l
RT: 18.43 min Scan# 2869
Delta R.T. 0.03 min
Lab File: M7322.D
Acq: 4 Aug 2006 18:30

Tgt Ion:105 Resp: 219289

Ion	Ratio	Lower	Upper
105	100		
120	48.8	33.8	73.8

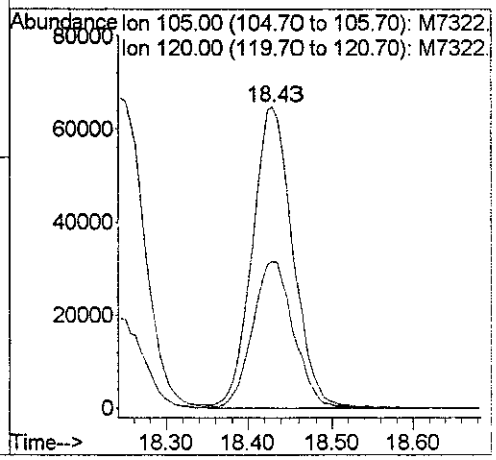

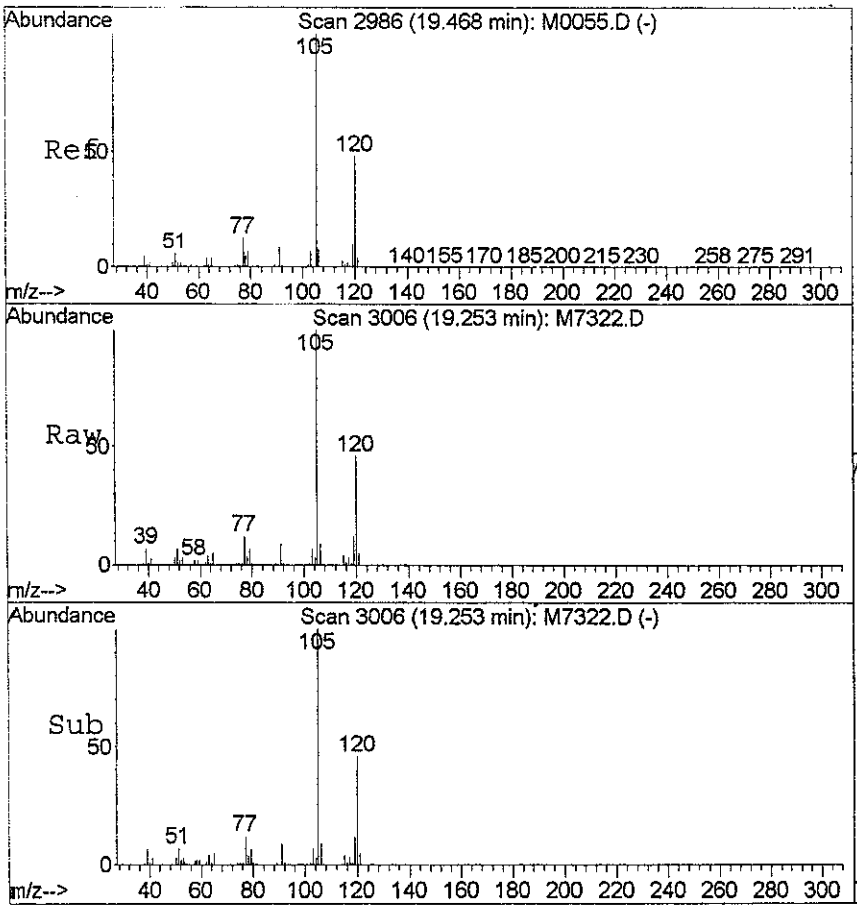

#65
1,2,4-Trimethylbenzene
Concen: 70.73 ug/l
RT: 19.25 min Scan# 3006
Delta R.T. 0.03 min
Lab File: M7322.D
Acq: 4 Aug 2006 18:30

Tgt Ion:105 Resp: 640209

Ion	Ratio	Lower	Upper
105	100		
120	45.9	30.8	70.8
77	12.4	0.0	32.6

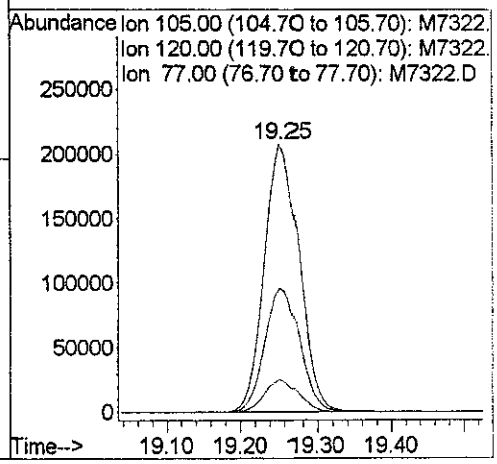

V-150

Quantitation Report (QT Reviewed)

Data File : D:\M\DATA\AUG06\M0804\M7322.D
Acq On : 4 Aug 2006 18:30
Sample : 0607273
Misc : WATER 2946 MW11
MS Integration Params: rteint.p
Quant Time: Aug 7 12:54 2006

Vial: 14
Operator:
Inst : GC/MS Ins
Multiplr: 1.00

Quant Results File: VM8A0703.RES

Quant Method : D:\M\METHODS\VM8A0703.M (RTE Integrator)
Title : VOA 8260 METHOD
Last Update : Mon Jul 03 13:08:12 2006
Response via : Initial Calibration
DataAcq Meth : VM8A0703

Internal Standards	R.T.	QIon	Response	Conc	Units	Dev(Min)
1) Pentafluorobenzene	7.48	168	189989	50.00	ug/l	0.04
24) 1,4-Difluorobenzene	8.61	114	418899	50.00	ug/l	0.02
43) Chlorobenzene-d5	13.81	117	359694	50.00	ug/l	0.04
55) 1,4-Dichlorobenzene-d4	20.00	152	135101	50.00	ug/l	0.03
System Monitoring Compounds						
25) 1,2-Dichloroethane-d4	7.93	65	147797	49.61	ug/l	0.02
Spiked Amount 50.000	Range 76 - 114		Recovery = 99.22%			
36) Toluene-d8	10.93	98	452095	50.09	ug/l	0.03
Spiked Amount 50.000	Range 88 - 110		Recovery = 100.18%			
42) Bromofluorobenzene	17.37	95	161040	48.04	ug/l	0.04
Spiked Amount 50.000	Range 86 - 115		Recovery = 96.08%			
Target Compounds						Qvalue
13) Methylene Chloride	4.39	49	41189	10.27	ug/l	91
29) Benzene	7.86	78	285628	23.39	ug/l	97
37) Toluene	11.03	91	569230	45.73	ug/l	98
48) Ethylbenzene	14.10	91	931623	69.27	ug/l	98
51) m,p-Xylene	14.43	91	2416088	246.25	ug/l	97
52) o-Xylene	15.60	91	145985	15.01	ug/l	94
56) Isopropylbenzene	16.80	105	40346	3.76	ug/l	100
59) n-Propyl benzene	17.95	91	101949	7.25	ug/l	99
61) 1,3,5-Trimethylbenzene	18.43	105	219289	24.63	ug/l	93
65) 1,2,4-Trimethylbenzene	19.25	105	640209	70.73	ug/l	94

(#) = qualifier out of range (m) = manual integration

Quantitation Report

Data File : D:\M\DATA\AUG06\M0804\M7308.D
Acq On : 4 Aug 2006 10:51
Sample : 0607274
Misc : WATER 2946 MW12
MS Integration Params: rteint.p
Quant Time: Aug 7 13:15 2006

Vial: 1
Operator:
Inst : GC/MS Ins
Multiplr: 1.00
Quant Results File: VM8A0703.R

Method : D:\M\METHODS\VM8A0703.M (RTE Integrator)
Title : VOA 8260 METHOD
Last Update : Mon Jul 03 13:08:12 2006
Response via : Initial Calibration



V-152

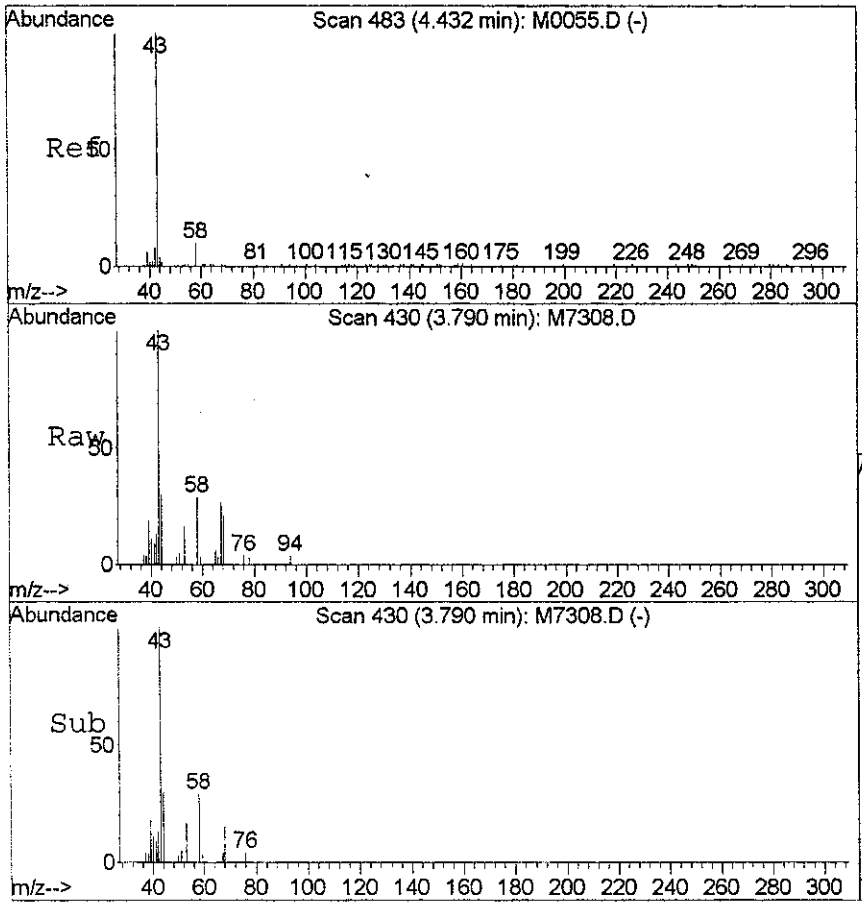

#4
Acetone
Concen: 9.63 ug/l
RT: 3.79 min Scan# 430
Delta R.T. 0.04 min
Lab File: M7308.D
Acq: 4 Aug 2006 10:51

Tgt Ion: 43 Resp: 14980

Ion	Ratio	Lower	Upper
43	100		
58	28.6	0.0	34.6

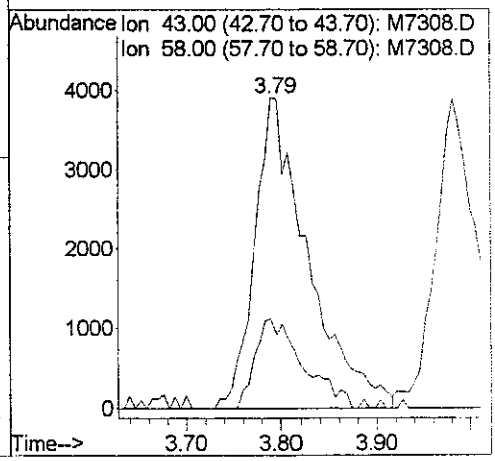

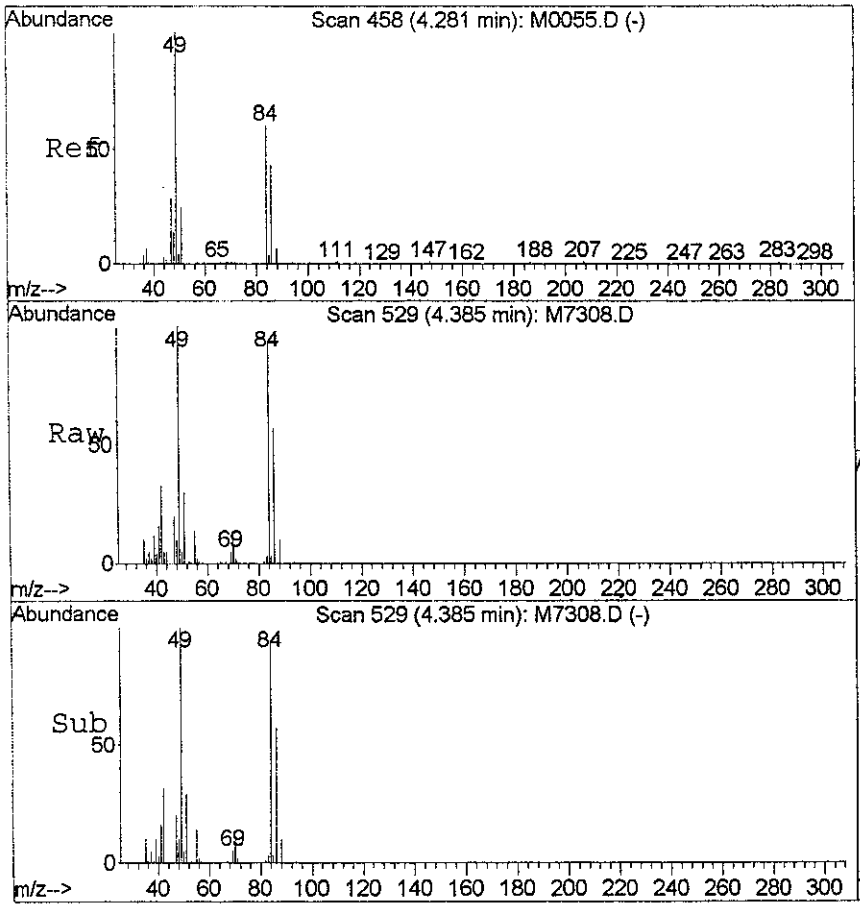

#13
Methylene Chloride
Concen: 9.64 ug/l
RT: 4.38 min Scan# 529
Delta R.T. 0.02 min
Lab File: M7308.D
Acq: 4 Aug 2006 10:51

Tgt Ion: 49 Resp: 54347

Ion	Ratio	Lower	Upper
49	100		
84	93.1	58.4	98.4
86	57.4	30.4	70.4

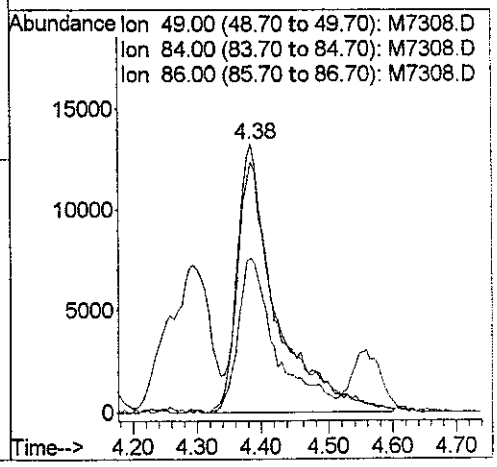

V-153

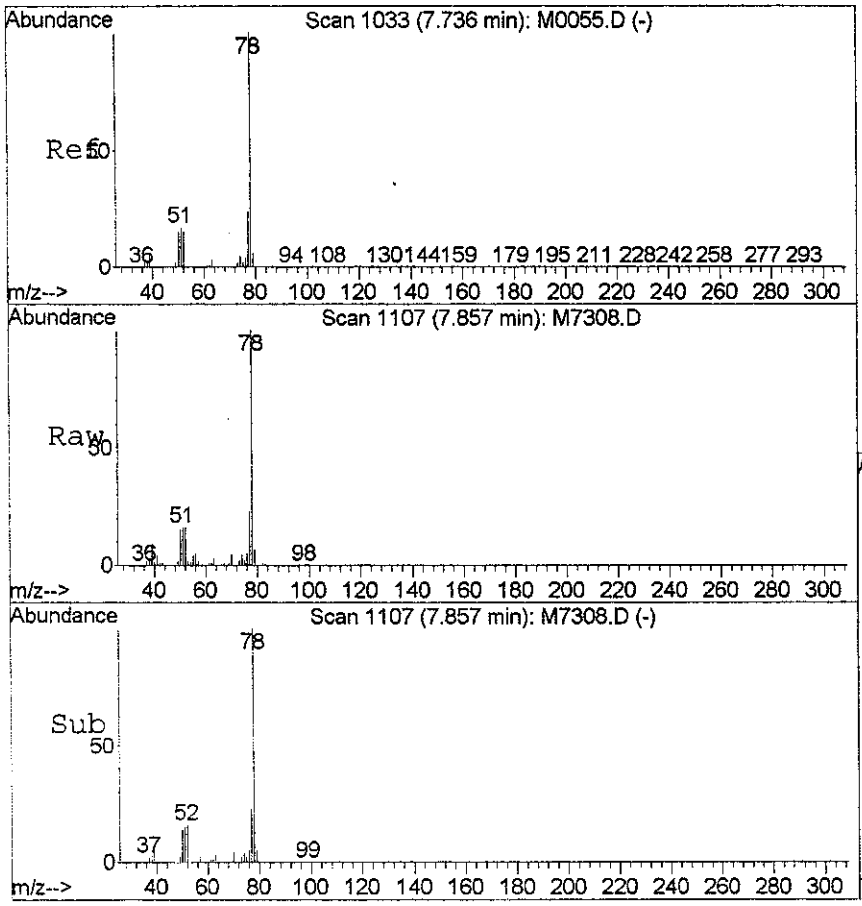

#29
Benzene
Concen: 12.81 ug/l
RT: 7.86 min Scan# 1107
Delta R.T. 0.03 min
Lab File: M7308.D
Acq: 4 Aug 2006 10:51

Tgt Ion: 78 Resp: 217137

Ion	Ratio	Lower	Upper
78	100		
51	15.9	0.0	35.1
52	16.2	0.0	36.3

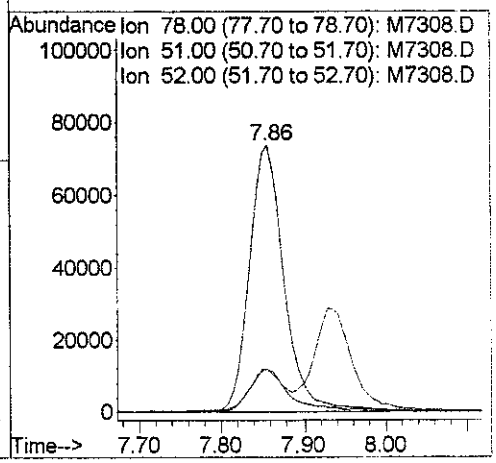

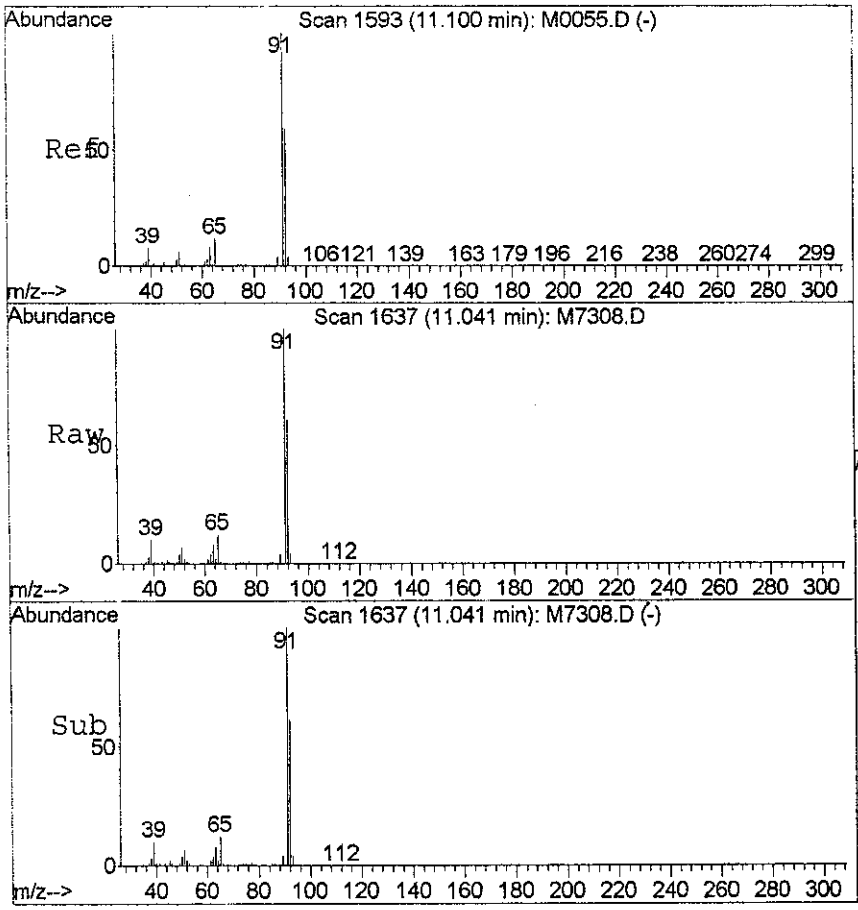

#37
Toluene
Concen: 222.96 ug/l
RT: 11.04 min Scan# 1637
Delta R.T. 0.03 min
Lab File: M7308.D
Acq: 4 Aug 2006 10:51

Tgt Ion: 91 Resp: 3853834

Ion	Ratio	Lower	Upper
91	100		
92	61.5	42.2	82.2

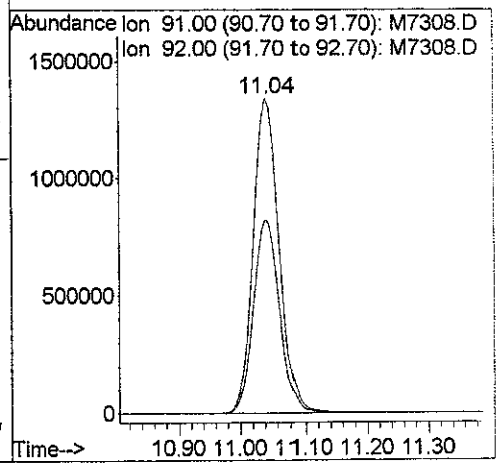

V-154

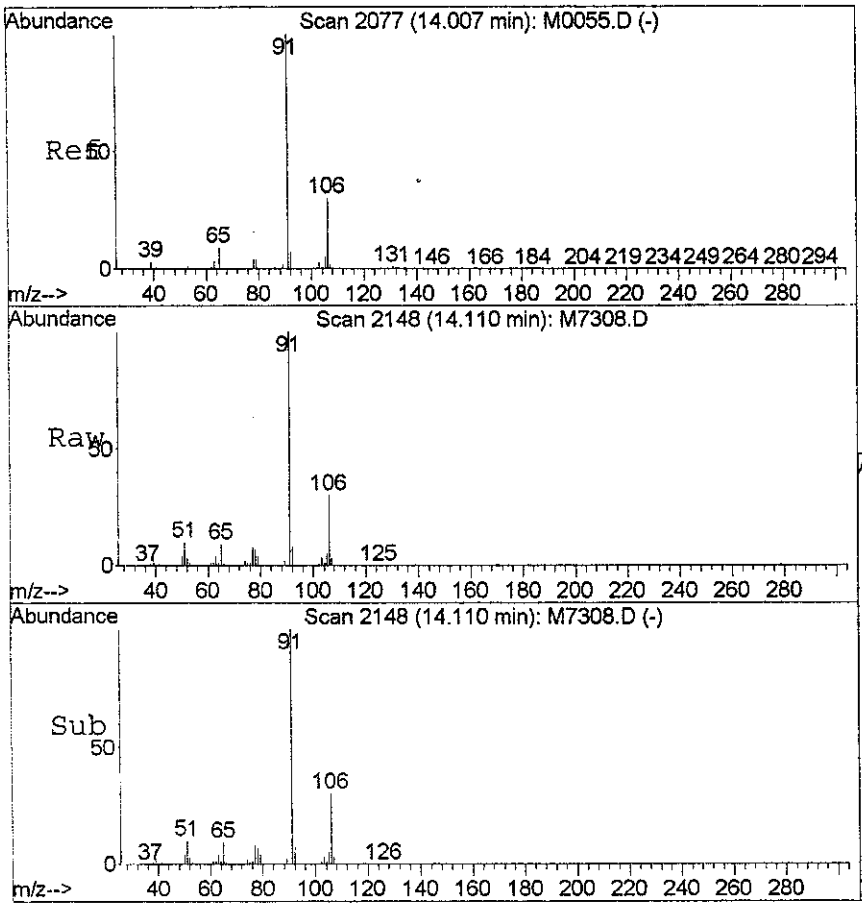

#48
Ethylbenzene
Concen: 114.71 ug/l
RT: 14.11 min Scan# 2148
Delta R.T. 0.05 min
Lab File: M7308.D
Acq: 4 Aug 2006 10:51

Tgt Ion: 91 Resp: 2085499

Ion	Ratio	Lower	Upper
91	100		
106	30.2	9.3	49.3

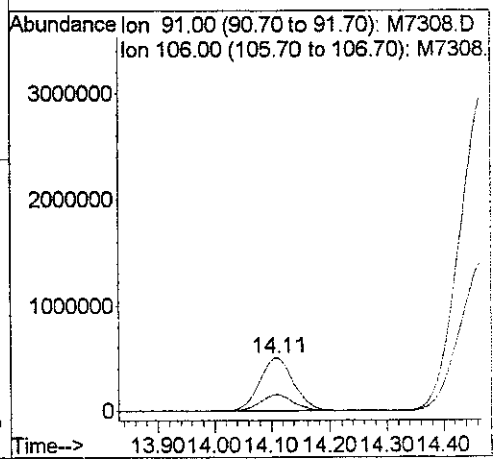

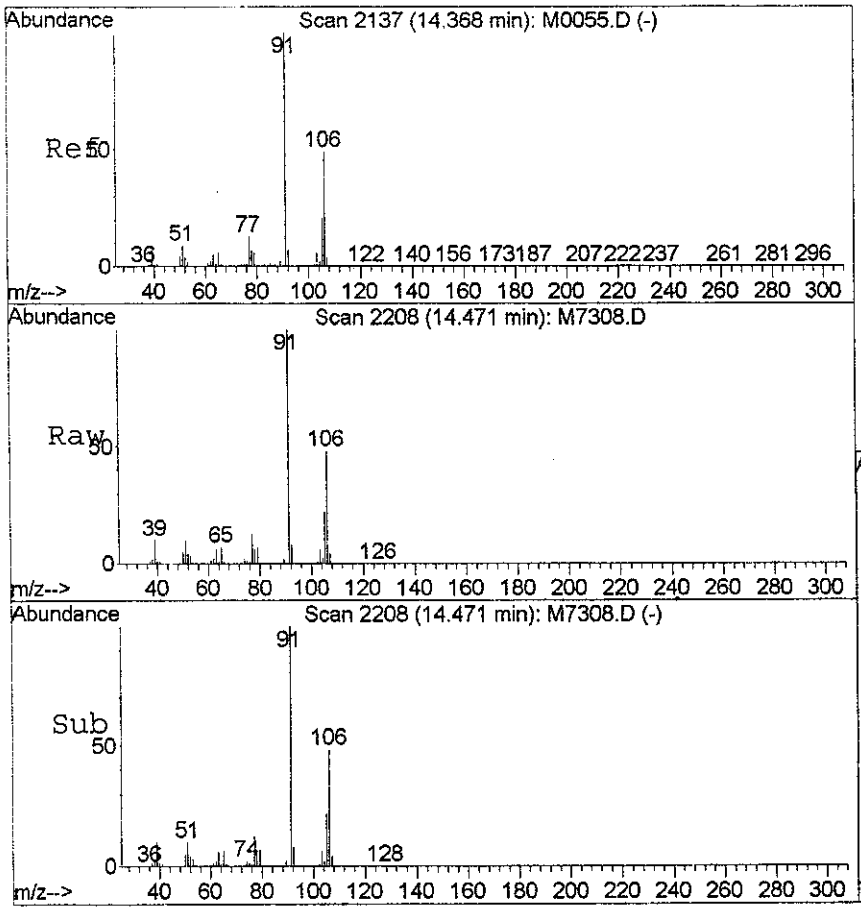

#51
m,p-Xylene
Concen: 1100.97 ug/l
RT: 14.47 min Scan# 2208
Delta R.T. 0.08 min
Lab File: M7308.D
Acq: 4 Aug 2006 10:51

Tgt Ion: 91 Resp:14602497

Ion	Ratio	Lower	Upper
91	100		
106	47.6	31.3	71.3

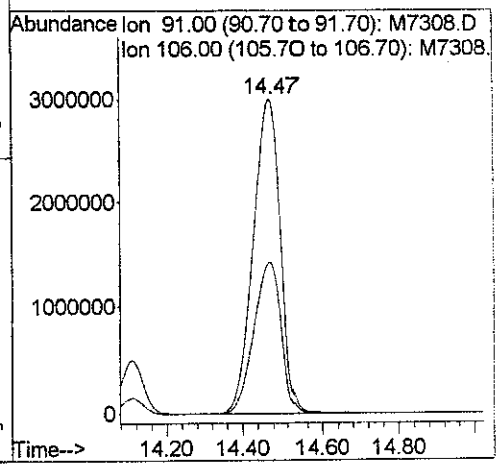

V-155

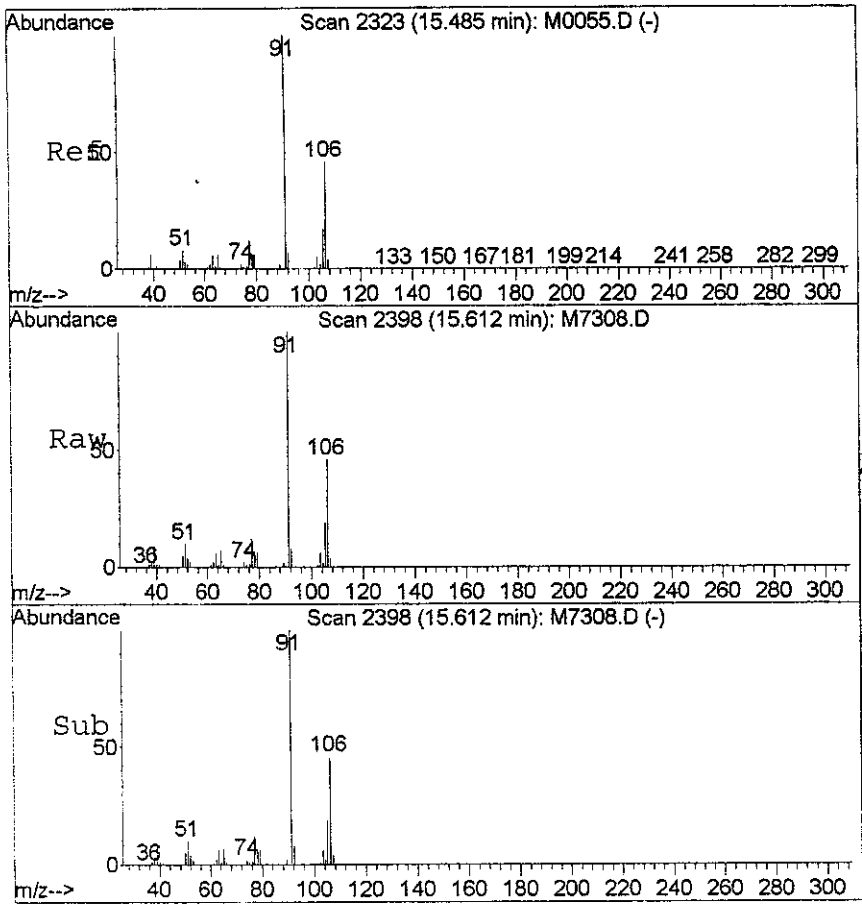

#52
o-Xylene
Concen: 249.93 ug/l
RT: 15.61 min Scan# 2398
Delta R.T. 0.06 min
Lab File: M7308.D
Acq: 4 Aug 2006 10:51

Tgt Ion: 91 Resp: 3285993

Ion	Ratio	Lower	Upper
91	100		
106	46.3	27.8	67.8

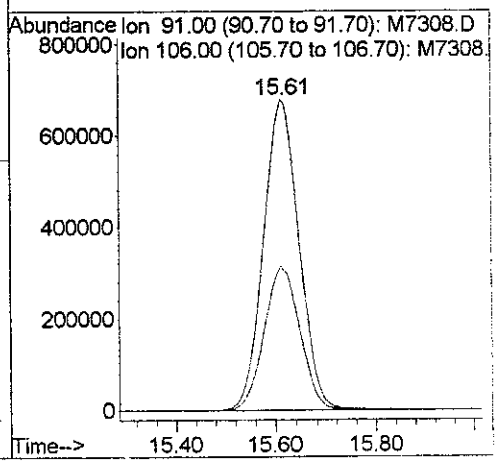

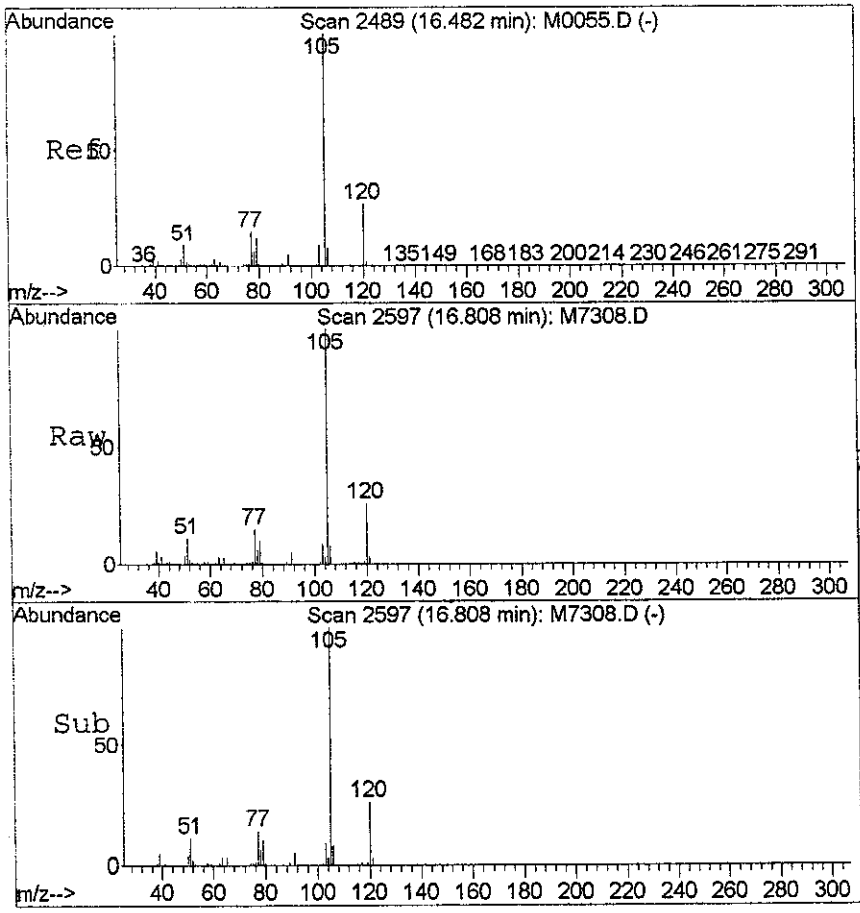

#56
Isopropylbenzene
Concen: 13.92 ug/l
RT: 16.81 min Scan# 2597
Delta R.T. 0.05 min
Lab File: M7308.D
Acq: 4 Aug 2006 10:51

Tgt Ion:105 Resp: 200765

Ion	Ratio	Lower	Upper
105	100		
120	26.1	7.0	47.0

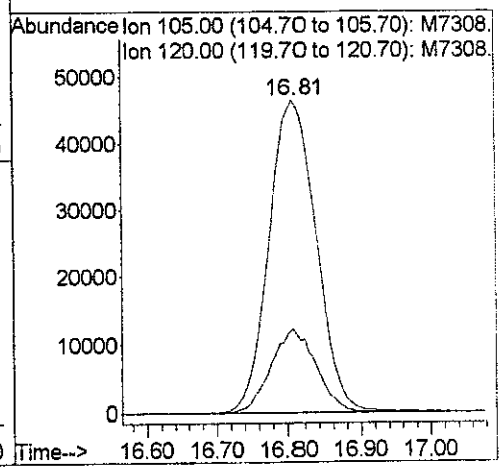

V-156

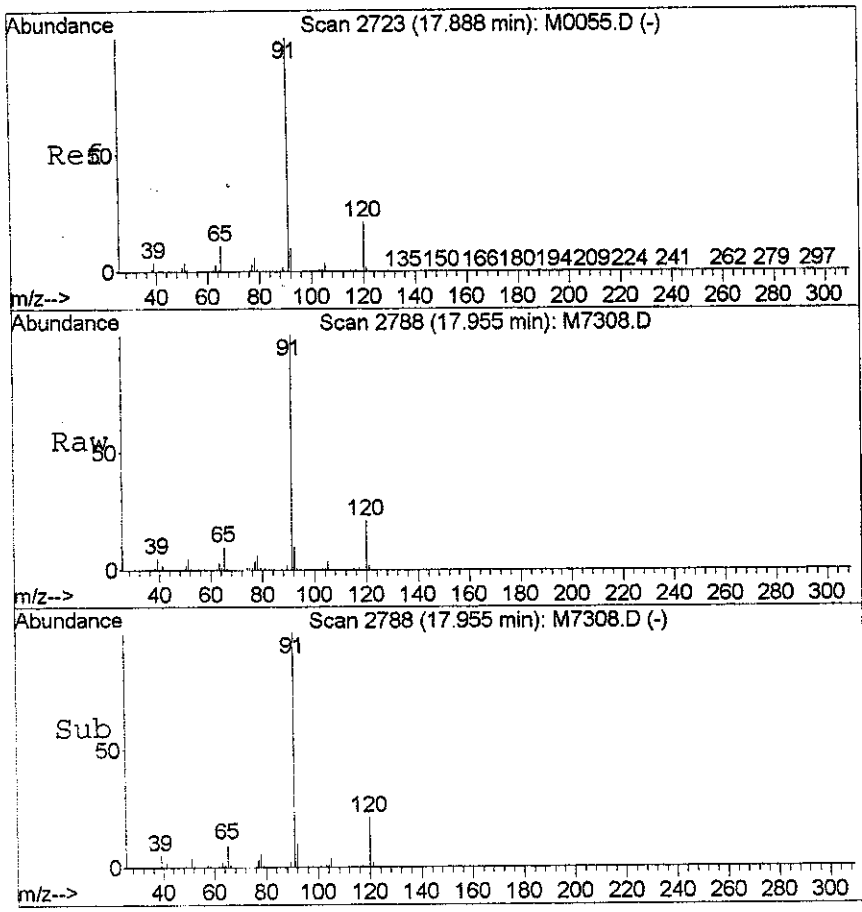

#59
n-Propyl benzene
Concen: 17.32 ug/l
RT: 17.96 min Scan# 2788
Delta R.T. 0.04 min
Lab File: M7308.D
Acq: 4 Aug 2006 10:51

Tgt Ion: 91 Resp: 327416

Ion	Ratio	Lower	Upper
91	100		
120	20.9	0.7	40.7

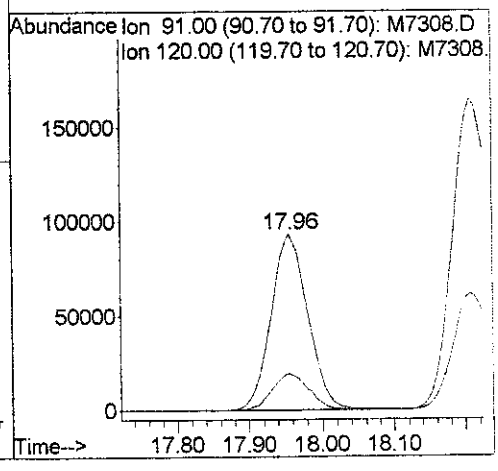

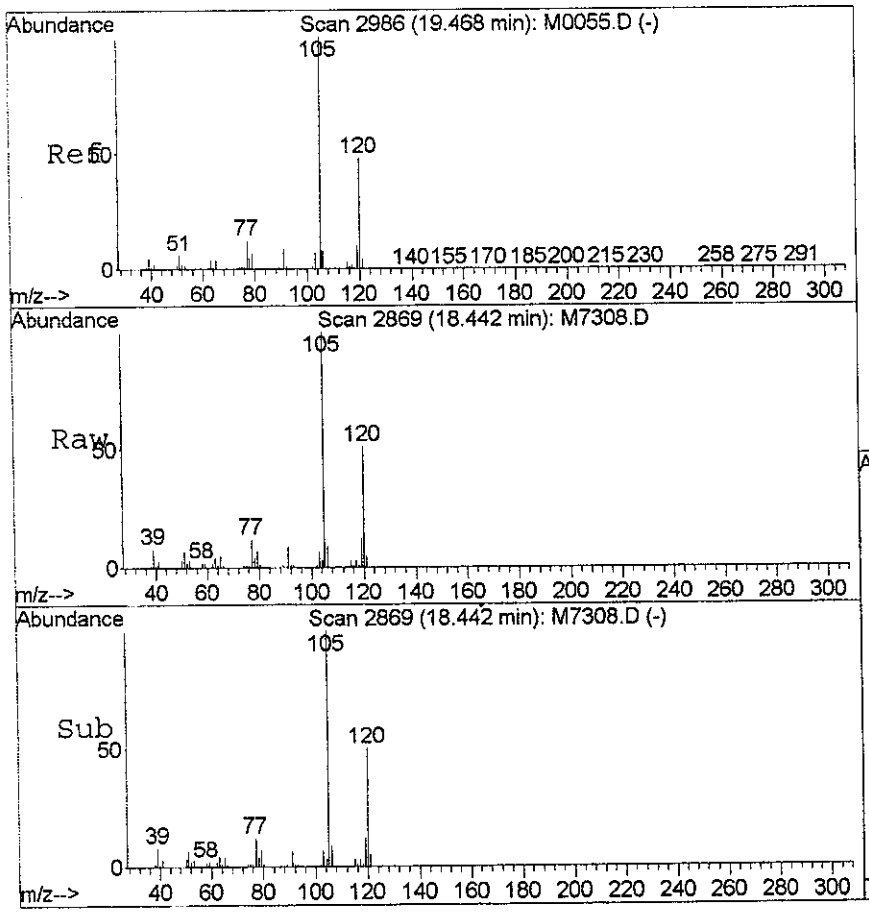

#61
1,3,5-Trimethylbenzene
Concen: 86.45 ug/l
RT: 18.44 min Scan# 2869
Delta R.T. 0.04 min
Lab File: M7308.D
Acq: 4 Aug 2006 10:51

Tgt Ion:105 Resp: 1034942

Ion	Ratio	Lower	Upper
105	100		
120	50.5	33.8	73.8

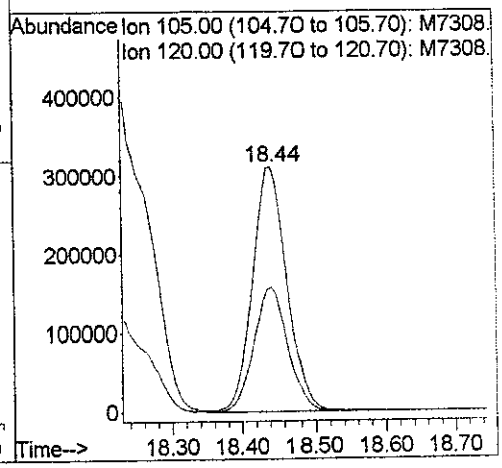

V-157

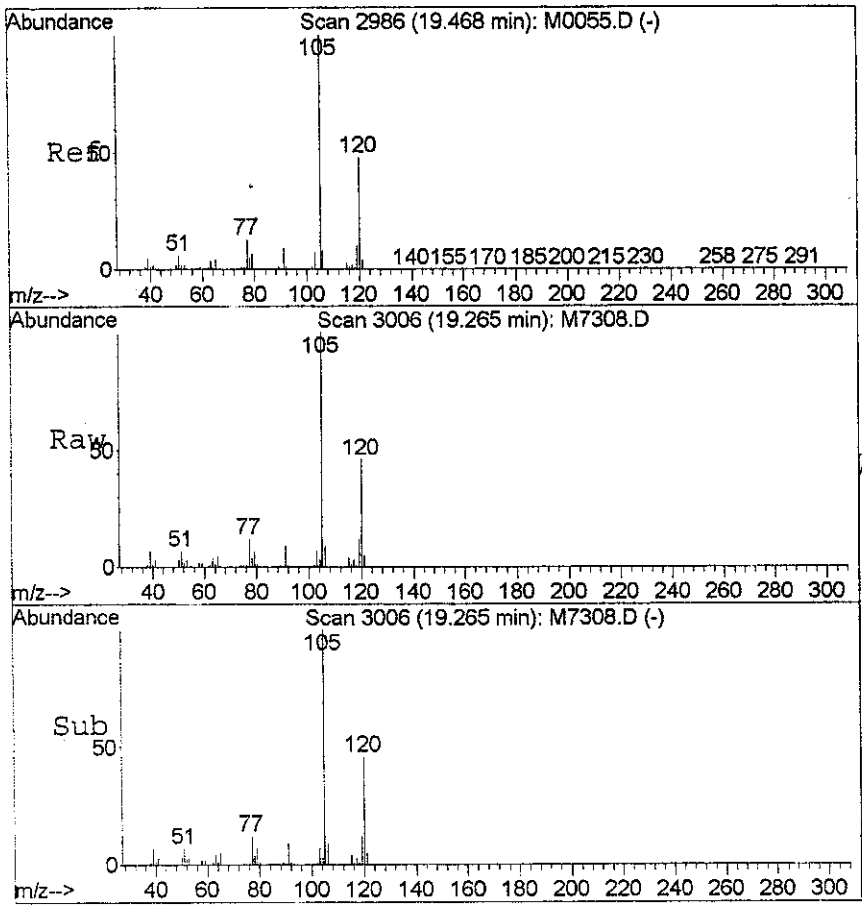

#65
1,2,4-Trimethylbenzene
Concen: 231.17 ug/l
RT: 19.26 min Scan# 3006
Delta R.T. 0.04 min
Lab File: M7308.D
Acq: 4 Aug 2006 10:51

Tgt Ion:105 Resp: 2813866

Ion	Ratio	Lower	Upper
105	100		
120	46.0	30.8	70.8
77	12.1	0.0	32.6

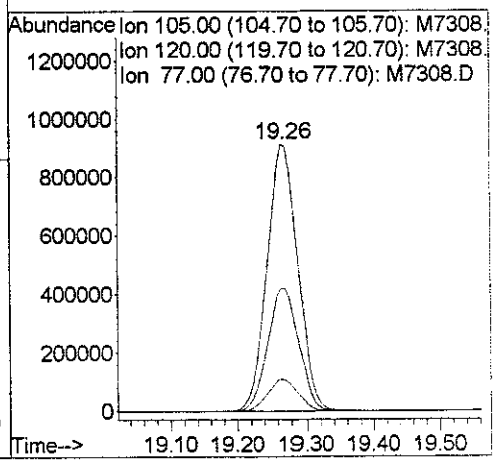

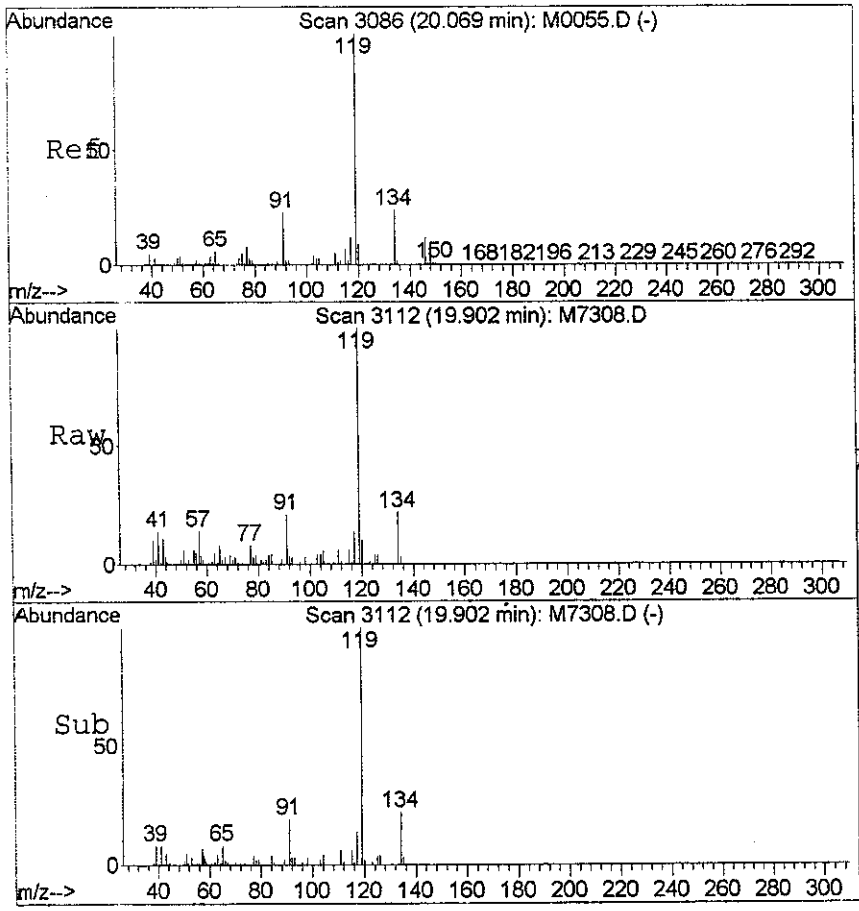

#67
p-Isopropyltoluene
Concen: 2.08 ug/l
RT: 19.90 min Scan# 3112
Delta R.T. 0.03 min
Lab File: M7308.D
Acq: 4 Aug 2006 10:51

Tgt Ion:119 Resp: 27951

Ion	Ratio	Lower	Upper
119	100		
134	22.0	7.0	47.0

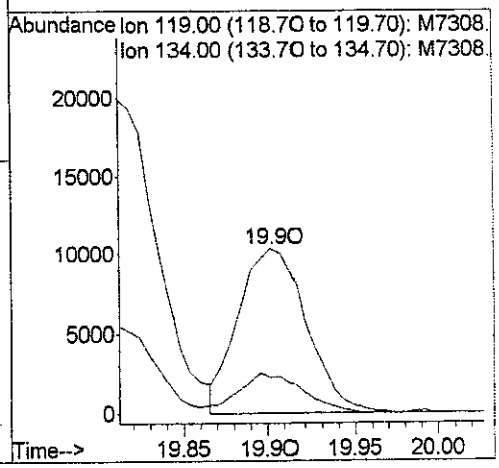

V-158

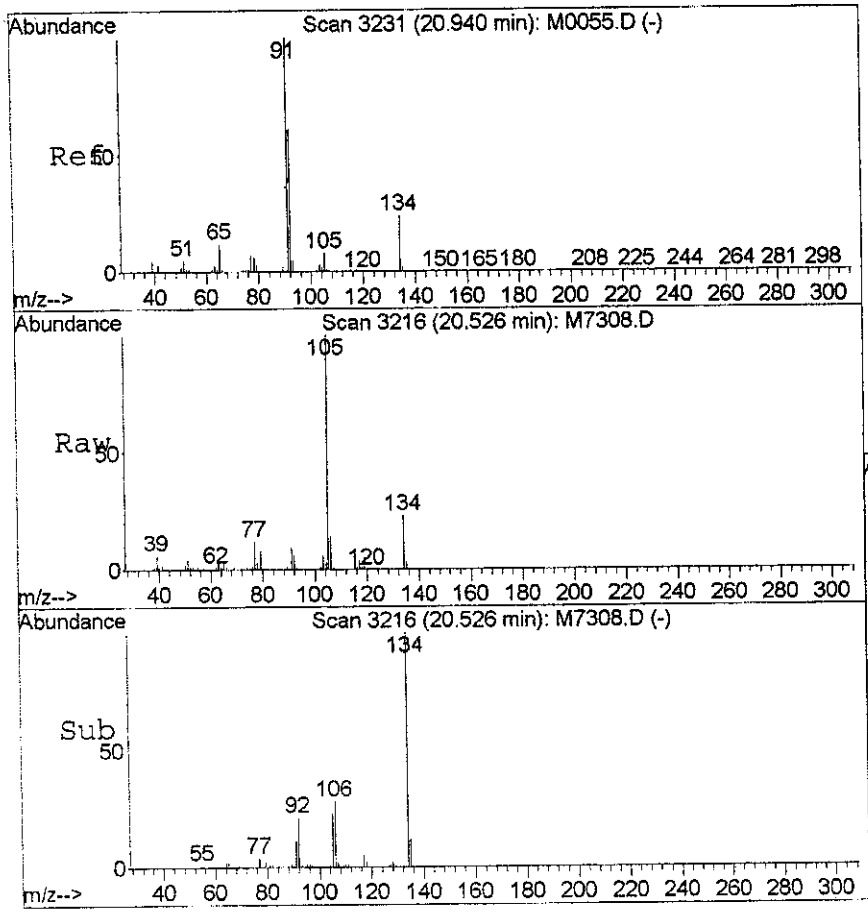

#70
n-Butylbenzene
Concen: 1.08 ug/l
RT: 20.53 min Scan# 3216
Delta R.T. -0.12 min
Lab File: M7308.D
Acq: 4 Aug 2006 10:51

Tgt Ion: 91 Resp: 13980

Ion	Ratio	Lower	Upper
91	100		
92	58.2	40.3	80.3

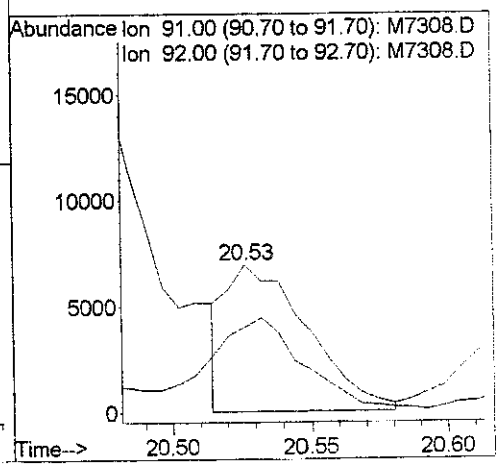

V-159

Quantitation Report (QT Reviewed)

Data File : D:\M\DATA\AUG06\M0804\M7308.D
Acq On : 4 Aug 2006 10:51
Sample : 0607274
Misc : WATER 2946 MW12
MS Integration Params: rteint.p
Quant Time: Aug 7 13:15 2006

Vial: 1
Operator:
Inst : GC/MS Ins
Multiplr: 1.00

Quant Results File: VM8A0703.RES

Quant Method : D:\M\METHODS\VM8A0703.M (RTE Integrator)
Title : VOA 8260 METHOD
Last Update : Mon Jul 03 13:08:12 2006
Response via : Initial Calibration
DataAcq Meth : VM8A0703

Internal Standards	R.T.	QIon	Response	Conc Units	Dev(Min)
1) Pentafluorobenzene	7.48	168	267061	50.00 ug/l	0.03
24) 1,4-Difluorobenzene	8.61	114	581669	50.00 ug/l	0.02
43) Chlorobenzene-d5	13.82	117	486238	50.00 ug/l	0.04
55) 1,4-Dichlorobenzene-d4	20.00	152	181683	50.00 ug/l	0.04
System Monitoring Compounds					
25) 1,2-Dichloroethane-d4	7.93	65	202080	48.85 ug/l	0.02
Spiked Amount 50.000	Range 76 - 114		Recovery = 97.70%		
36) Toluene-d8	10.93	98	627306	50.06 ug/l	0.03
Spiked Amount 50.000	Range 88 - 110		Recovery = 100.12%		
42) Bromofluorobenzene	17.38	95	213741	45.92 ug/l	0.05
Spiked Amount 50.000	Range 86 - 115		Recovery = 91.84%		

Target Compounds					Qvalue
4) Acetone	3.79	43	14980	9.63 ug/l	66
13) Methylene Chloride	4.38	49	54347	9.64 ug/l	86
29) Benzene	7.86	78	217137	12.81 ug/l	99
37) Toluene	11.04	91	3853834	222.96 ug/l	99
48) Ethylbenzene	14.11	91	2085499	114.71 ug/l	98
51) m,p-Xylene	14.47	91	14602497	1100.97 ug/l	95
52) o-Xylene	15.61	91	3285993	249.93 ug/l	98
56) Isopropylbenzene	16.81	105	200765	13.92 ug/l	98
59) n-Propyl benzene	17.96	91	327416	17.32 ug/l	100
61) 1,3,5-Trimethylbenzene	18.44	105	1034942	86.45 ug/l	95
65) 1,2,4-Trimethylbenzene	19.26	105	2813866	231.17 ug/l	94
67) p-Isopropyltoluene	19.90	119	27951	2.08 ug/l	90
70) n-Butylbenzene	20.53	91	13980	1.08 ug/l	97

(#) = qualifier out of range (m) = manual integration

V-160

Quantitation Report

Data File : D:\D\DATA\AUG06\D0809\D4539.D
Acq On : 9 Aug 2006 16:10
Sample : 0607274DL
Misc : WATER 2946 MW12DL
MS Integration Params: rteint.p
Quant Time: Aug 10 11:22 2006

Vial: 13
Operator:
Inst : GC/MS Ins
Multiplr: 1.00

Quant Results File: VD8A0809.R

Method : D:\D\METHODS\VD8A0809.M (RTE Integrator)
Title : VOA 8260 METHOD
Last Update : Wed Aug 09 13:03:45 2006
Response via : Initial Calibration



V-161

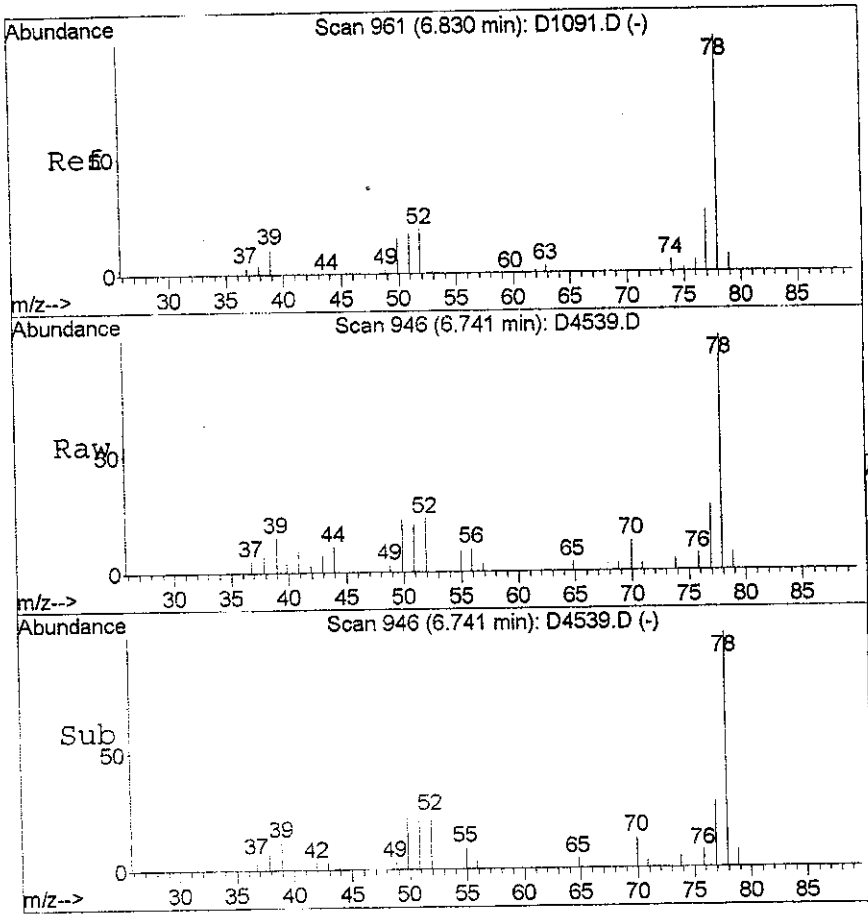

#29
Benzene
Concen: 1.71 ug/l
RT: 6.74 min Scan# 946
Delta R.T. -0.02 min
Lab File: D4539.D
Acq: 9 Aug 2006 16:10

Tgt Ion: 78 Resp: 39919

Ion	Ratio	Lower	Upper
78	100		
51	21.4	0.0	36.6
52	22.6	0.0	39.4

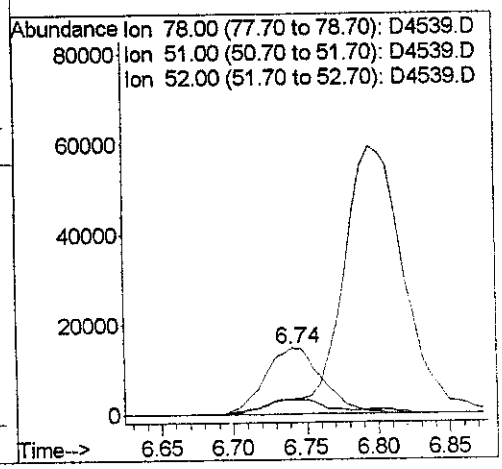

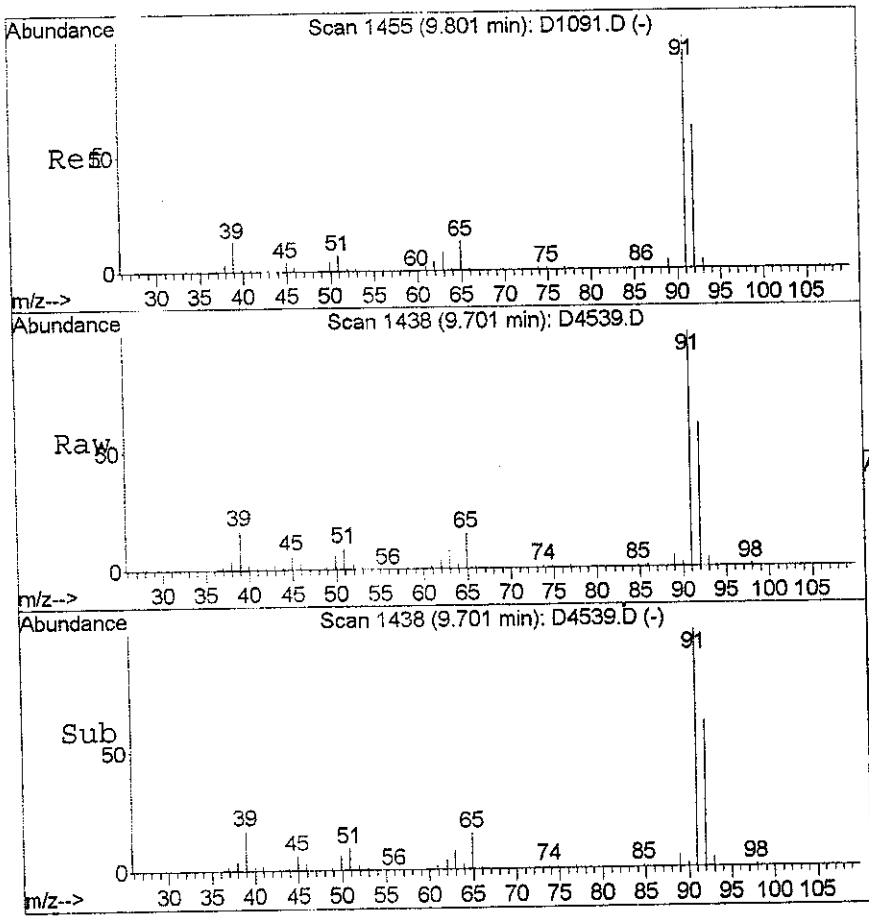

#37
Toluene
Concen: 30.12 ug/l
RT: 9.70 min Scan# 1438
Delta R.T. -0.02 min
Lab File: D4539.D
Acq: 9 Aug 2006 16:10

Tgt Ion: 91 Resp: 622857

Ion	Ratio	Lower	Upper
91	100		
92	61.5	41.3	81.3

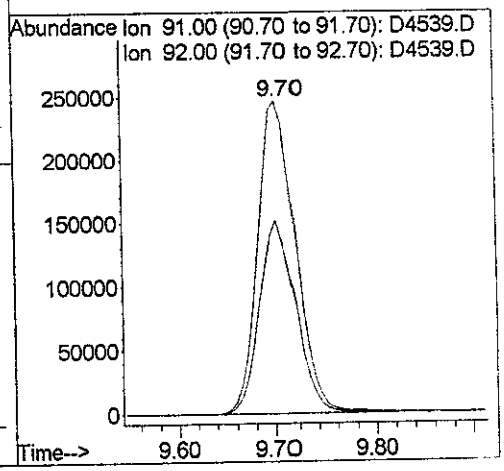

V-162

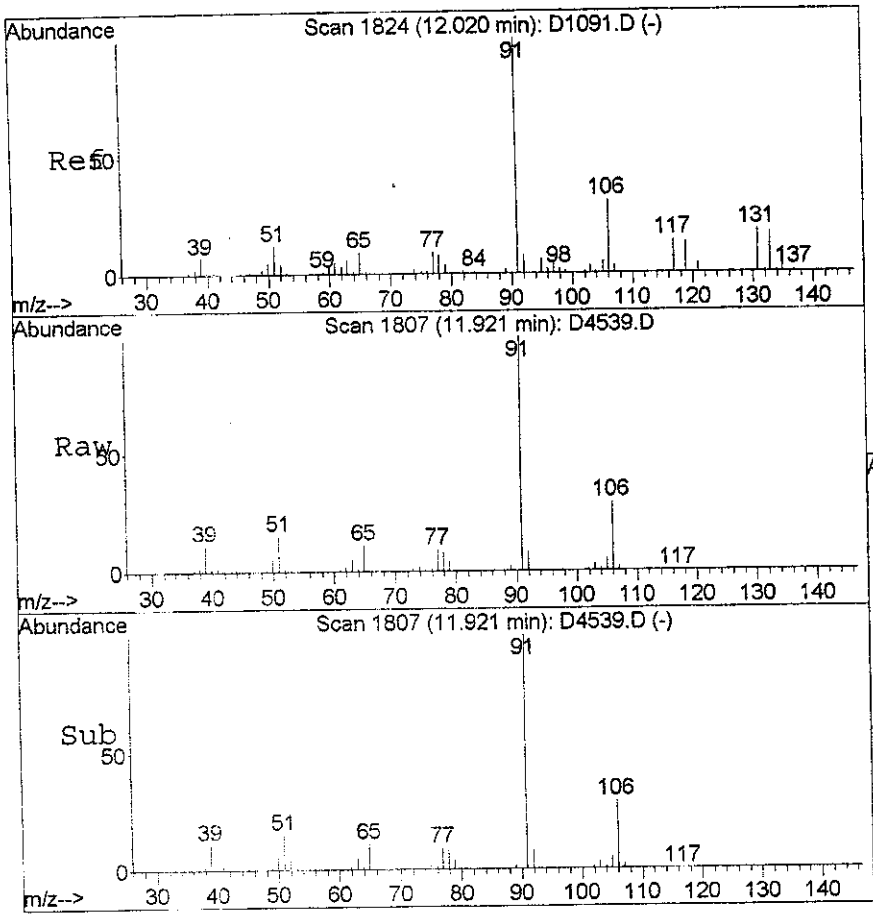

#48
Ethylbenzene
Concen: 15.52 ug/l
RT: 11.92 min Scan# 1807
Delta R.T. -0.01 min
Lab File: D4539.D
Acq: 9 Aug 2006 16:10

Tgt Ion: 91 Resp: 334400

Ion	Ratio	Lower	Upper
91	100		
106	29.3	12.2	52.2

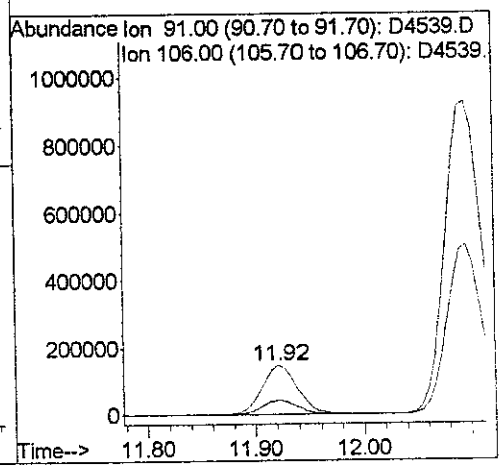

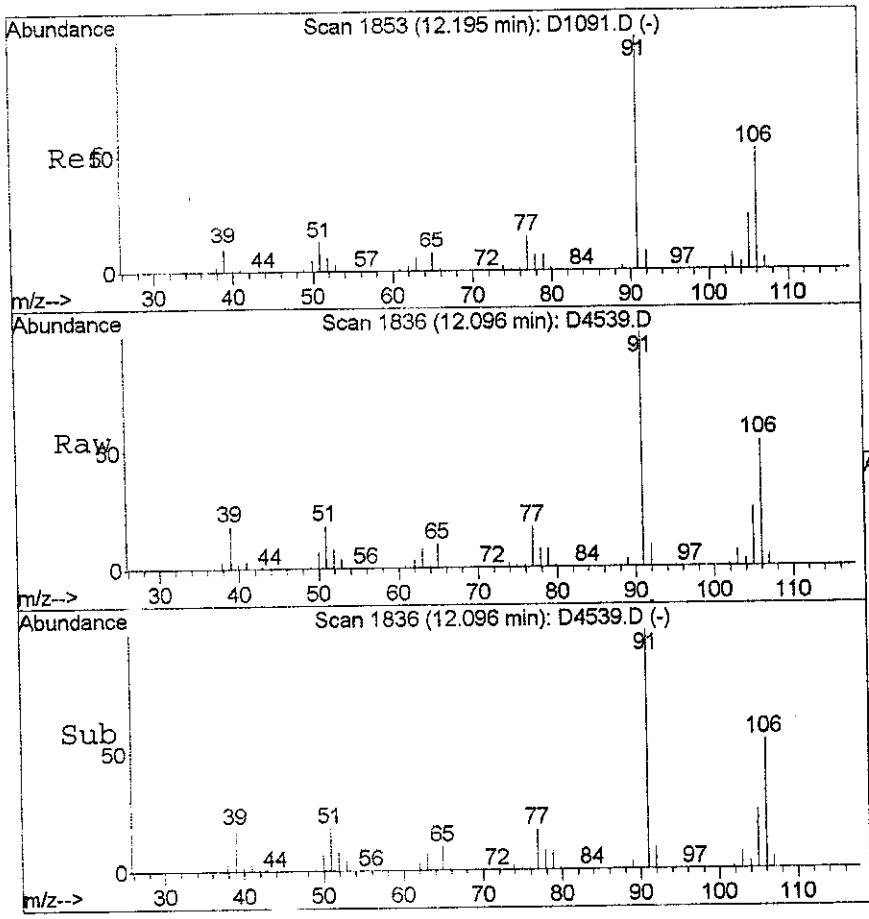

#51
m,p-Xylene
Concen: 144.17 ug/l
RT: 12.10 min Scan# 1836
Delta R.T. -0.01 min
Lab File: D4539.D
Acq: 9 Aug 2006 16:10

Tgt Ion: 91 Resp: 2237586

Ion	Ratio	Lower	Upper
91	100		
106	54.3	33.5	73.5

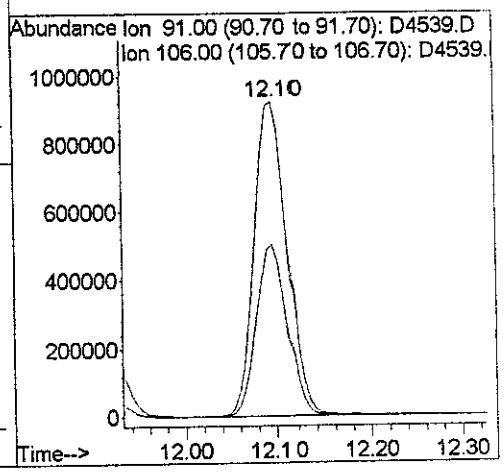

V-163

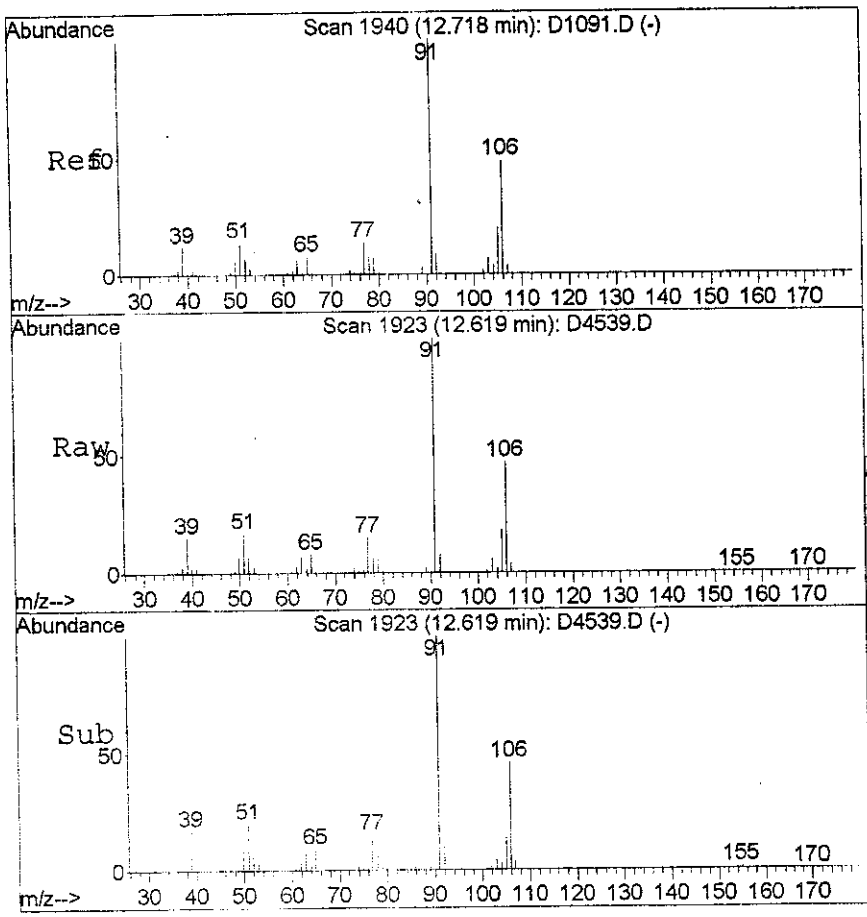

#52
o-Xylene
Concen: 33.17 ug/l
RT: 12.62 min Scan# 1923
Delta R.T. -0.01 min
Lab File: D4539.D
Acq: 9 Aug 2006 16:10

Tgt Ion: 91 Resp: 534932

Ion	Ratio	Lower	Upper
91	100		
106	47.3	30.7	70.7

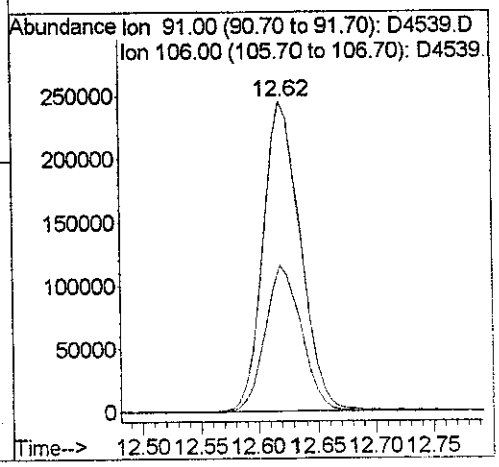

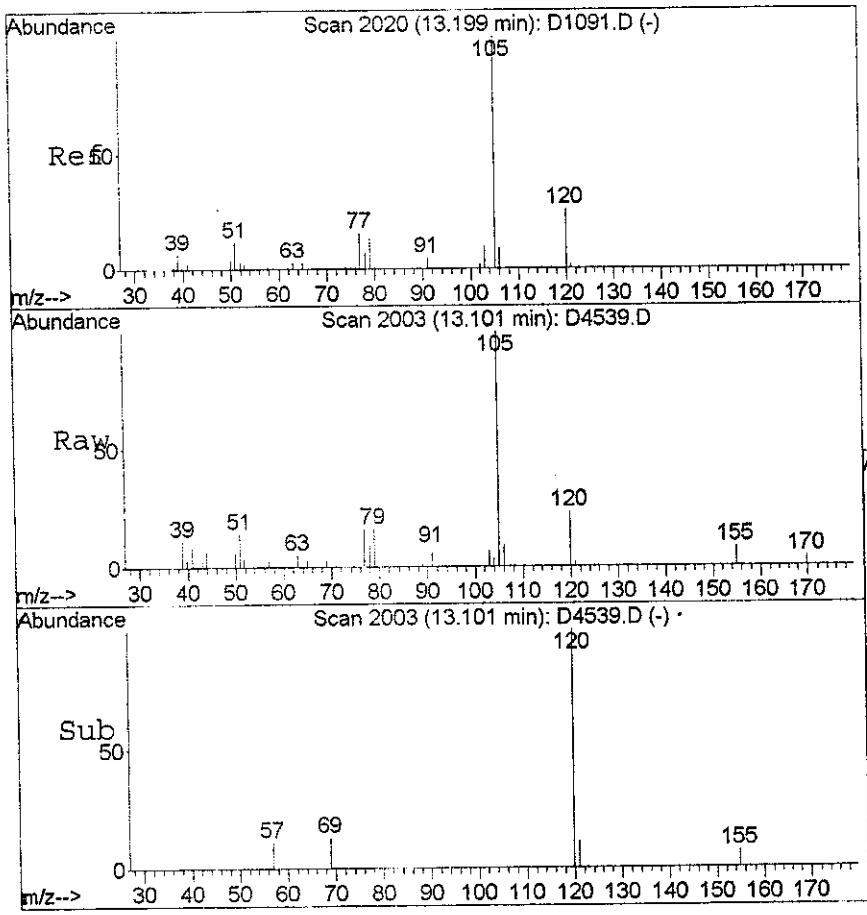

#56
Isopropylbenzene
Concen: 1.85 ug/l
RT: 13.10 min Scan# 2003
Delta R.T. 0.00 min
Lab File: D4539.D
Acq: 9 Aug 2006 16:10

Tgt Ion:105 Resp: 32530

Ion	Ratio	Lower	Upper
105	100		
120	22.9	6.5	46.5

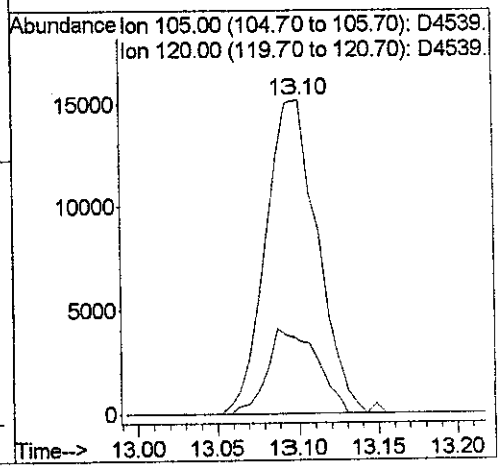

V-164

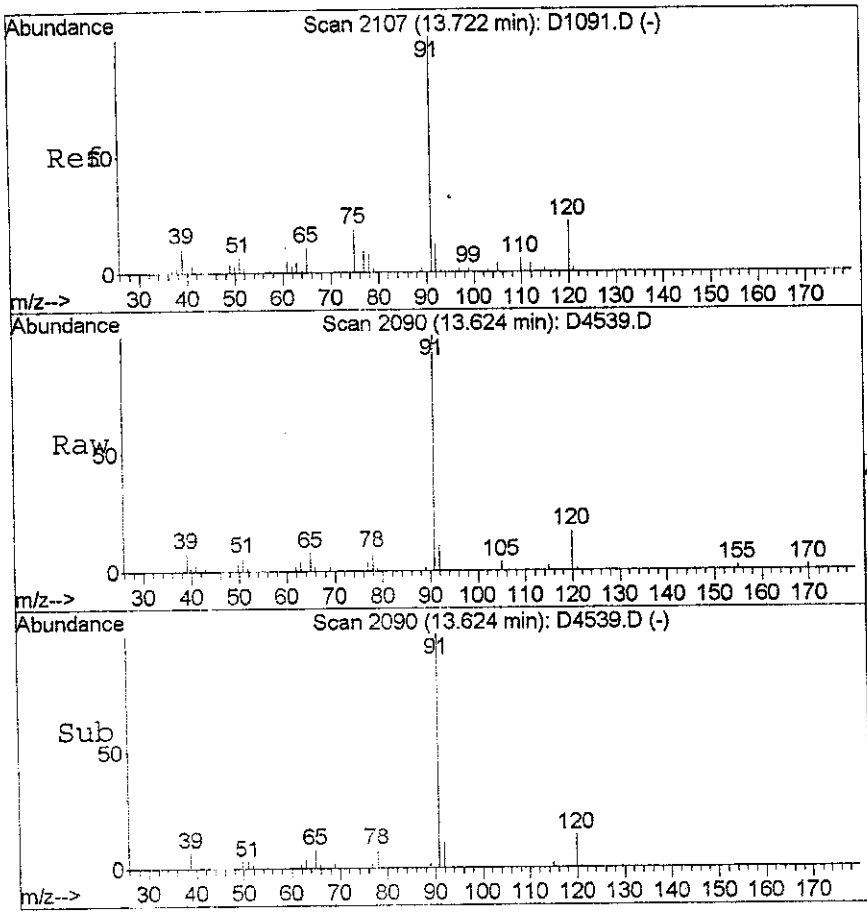

#59
n-Propyl benzene
Concen: 2.23 ug/l
RT: 13.62 min Scan# 2090
Delta R.T. 0.00 min
Lab File: D4539.D
Acq: 9 Aug 2006 16:10

Tgt Ion: 91 Resp: 54948

Ion	Ratio	Lower	Upper
91	100		
120	17.1	1.3	41.3

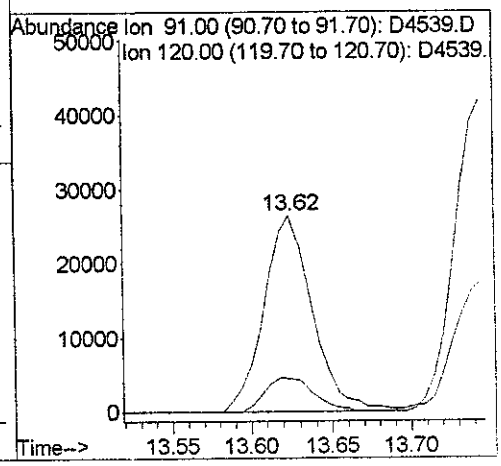

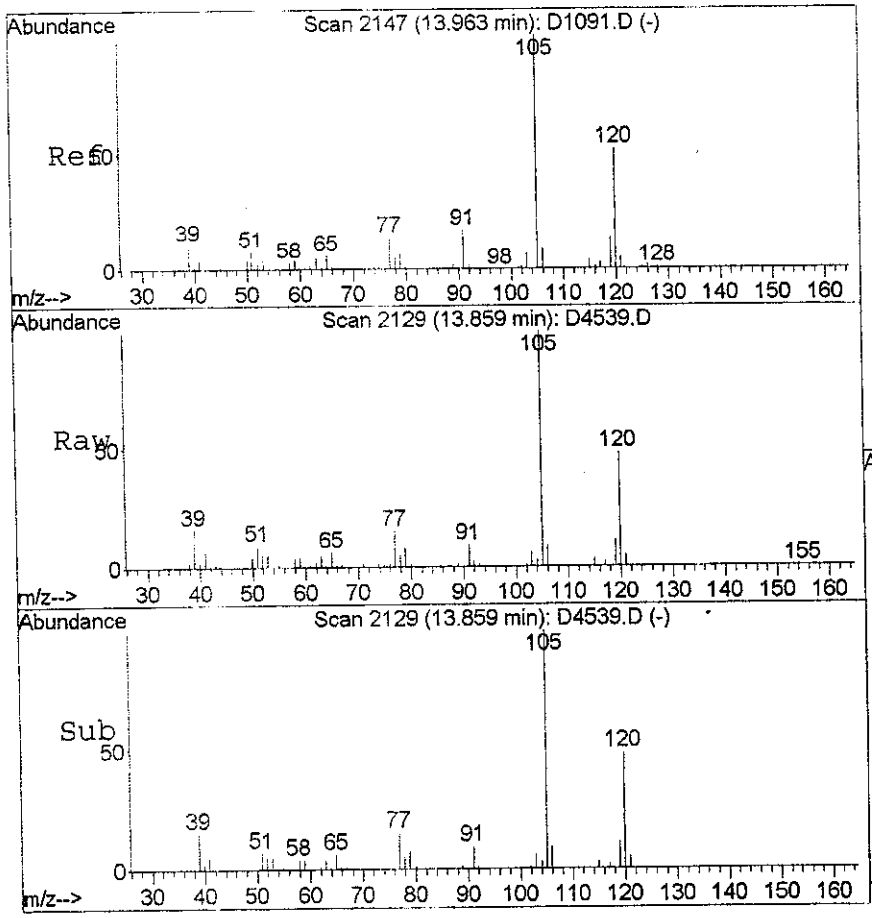

#61
1,3,5-Trimethylbenzene
Concen: 11.56 ug/l
RT: 13.86 min Scan# 2129
Delta R.T. -0.01 min
Lab File: D4539.D
Acq: 9 Aug 2006 16:10

Tgt Ion:105 Resp: 169766

Ion	Ratio	Lower	Upper
105	100		
120	47.6	31.7	71.7

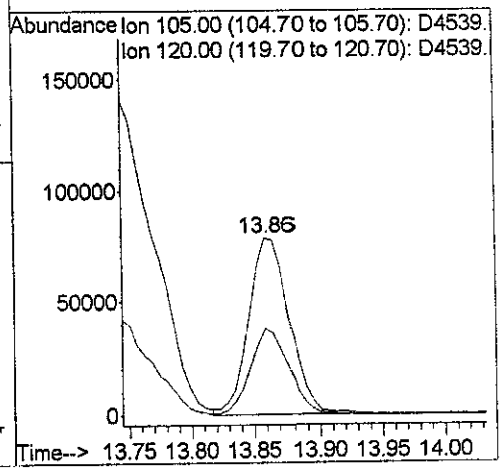

V-165

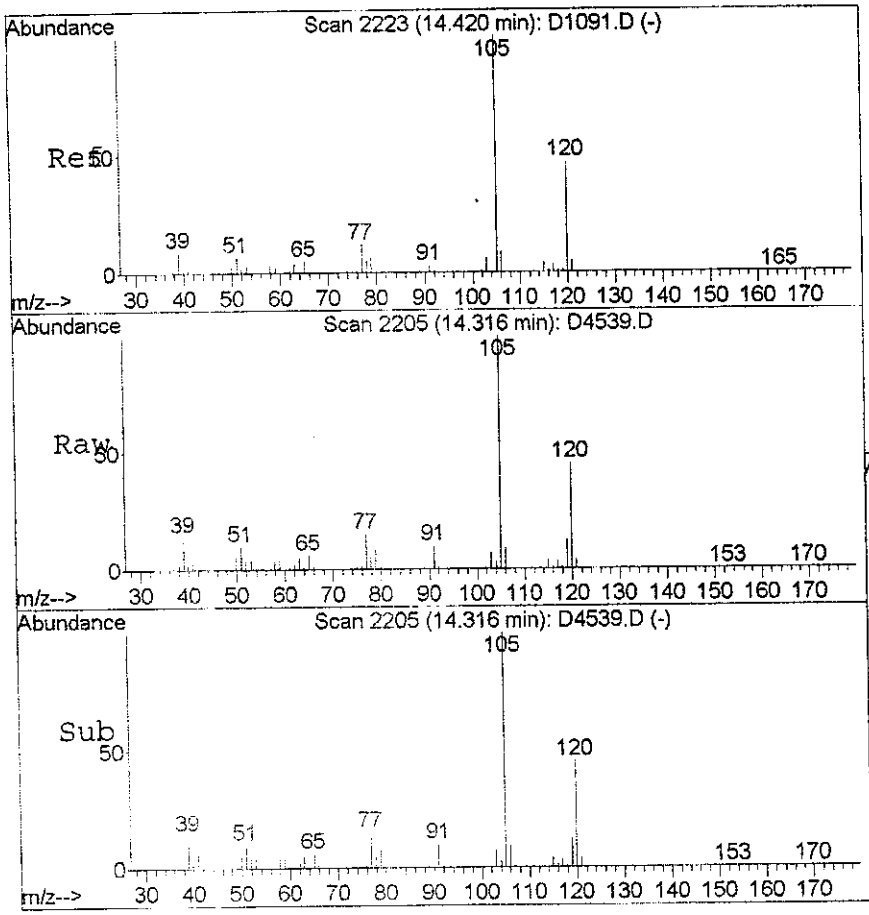

#65
1,2,4-Trimethylbenzene
Concen: 31.50 ug/l
RT: 14.32 min Scan# 2205
Delta R.T. 0.00 min
Lab File: D4539.D
Acq: 9 Aug 2006 16:10

Tgt Ion:105 Resp: 468246

Ion	Ratio	Lower	Upper
105	100		
120	44.9	27.9	67.9
77	14.7	0.0	33.4

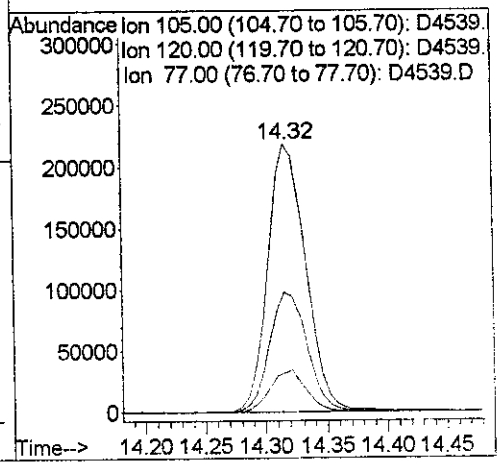

V-1660

Quantitation Report (QT Reviewed)

Data File : D:\D\DATA\AUG06\D0809\D4539.D
Acq On : 9 Aug 2006 16:10
Sample : 0607274DL
Misc : WATER 2946 MW12DL
MS Integration Params: rteint.p
Quant Time: Aug 10 11:22 2006

Vial: 13
Operator:
Inst : GC/MS Ins
Multiplr: 1.00

Quant Results File: VD8A0809.RES

Quant Method : D:\D\METHODS\VD8A0809.M (RTE Integrator)
Title : VOA 8260 METHOD
Last Update : Wed Aug 09 13:03:45 2006
Response via : Initial Calibration
DataAcq Meth : VD8A0809

Internal Standards	R.T.	QIon	Response	Conc Units	Dev(Min)
1) Pentafluorobenzene	6.42	168	350409	50.00 ug/l	-0.19
24) 1,4-Difluorobenzene	7.47	114	691110	50.00 ug/l	-0.04
43) Chlorobenzene-d5	11.75	117	565337	50.00 ug/l	0.00
55) 1,4-Dichlorobenzene-d4	14.76	152	243901	50.00 ug/l	0.00

System Monitoring Compounds					
25) 1,2-Dichloroethane-d4	6.80	65	277734	50.64 ug/l	-0.04
Spiked Amount 50.000	Range 76 - 114		Recovery = 101.28%		
36) Toluene-d8	9.61	98	799206	48.03 ug/l	-0.02
Spiked Amount 50.000	Range 88 - 110		Recovery = 96.06%		
42) Bromofluorobenzene	13.34	95	297303	47.55 ug/l	0.00
Spiked Amount 50.000	Range 86 - 115		Recovery = 95.10%		

Target Compounds					Qvalue
29) Benzene	6.74	78	39919	1.71 ug/l	91
37) Toluene	9.70	91	622857	30.12 ug/l	100
48) Ethylbenzene	11.92	91	334400	15.52 ug/l	95
51) m,p-Xylene	12.10	91	2237586	144.17 ug/l	99
52) o-Xylene	12.62	91	534932	33.17 ug/l	95
56) Isopropylbenzene	13.10	105	32530	1.85 ug/l	93
59) n-Propyl benzene	13.62	91	54948	2.23 ug/l	91
61) 1,3,5-Trimethylbenzene	13.86	105	169766	11.56 ug/l	94
65) 1,2,4-Trimethylbenzene	14.32	105	468246	31.50 ug/l	96

(#) = qualifier out of range (m) = manual integration
D4539.D VD8A0809.M Tue Aug 15 10:09:56 2006

V-167

Quantitation Report

Data File : D:\M\DATA\AUG06\M0804\M7309.D
Acq On : 4 Aug 2006 11:24
Sample : 0607275
Misc : WATER 2946 MW13
MS Integration Params: rteint.p
Quant Time: Aug 7 10:44 2006

Vial: 1
Operator:
Inst : GC/MS Ins
Multiplr: 1.00

Quant Results File: VM8A0703.R

Method : D:\M\METHODS\VM8A0703.M (RTE Integrator)
Title : VOA 8260 METHOD
Last Update : Mon Jul 03 13:08:12 2006
Response via : Initial Calibration



V-168

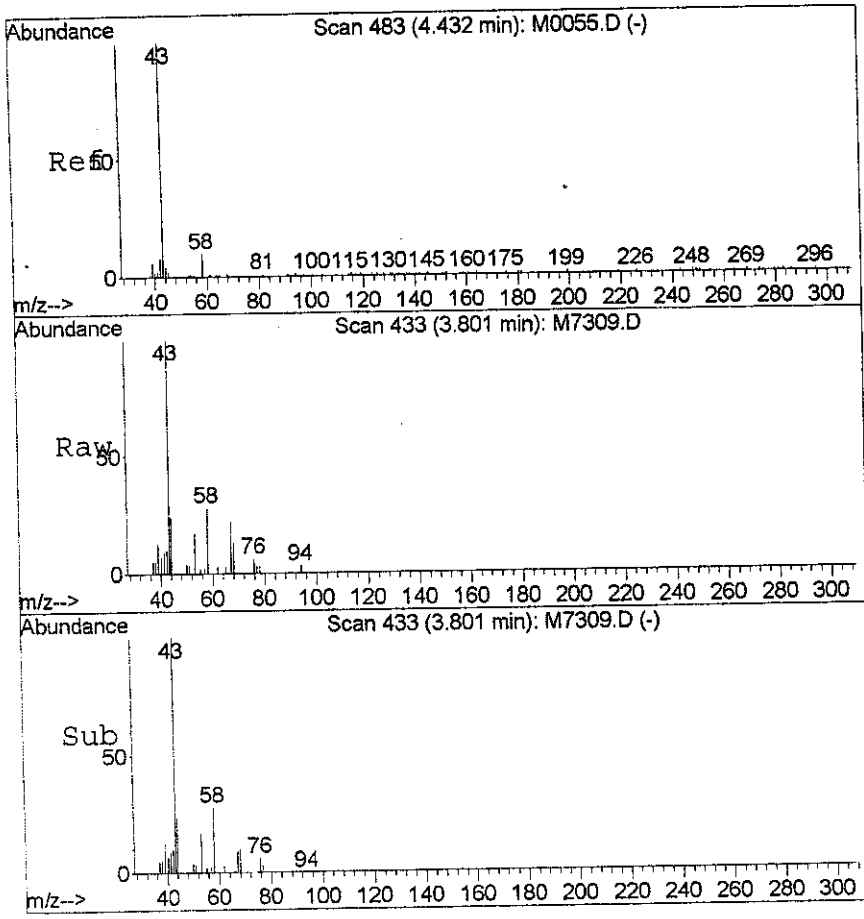

#4
Acetone
Concen: 14.64 ug/l
RT: 3.80 min Scan# 433
Delta R.T. 0.05 min
Lab File: M7309.D
Acq: 4 Aug 2006 11:24

Tgt Ion: 43 Resp: 16234

Ion	Ratio	Lower	Upper
43	100		
58	27.7	0.0	34.6

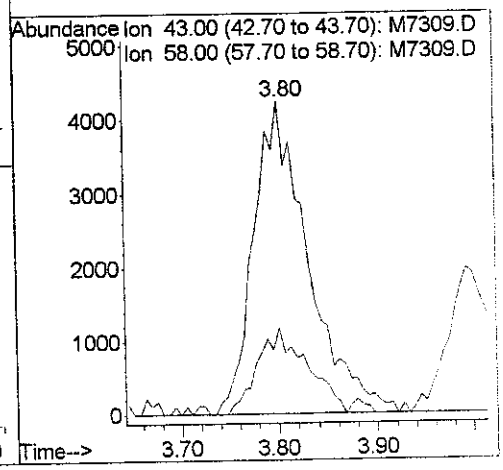

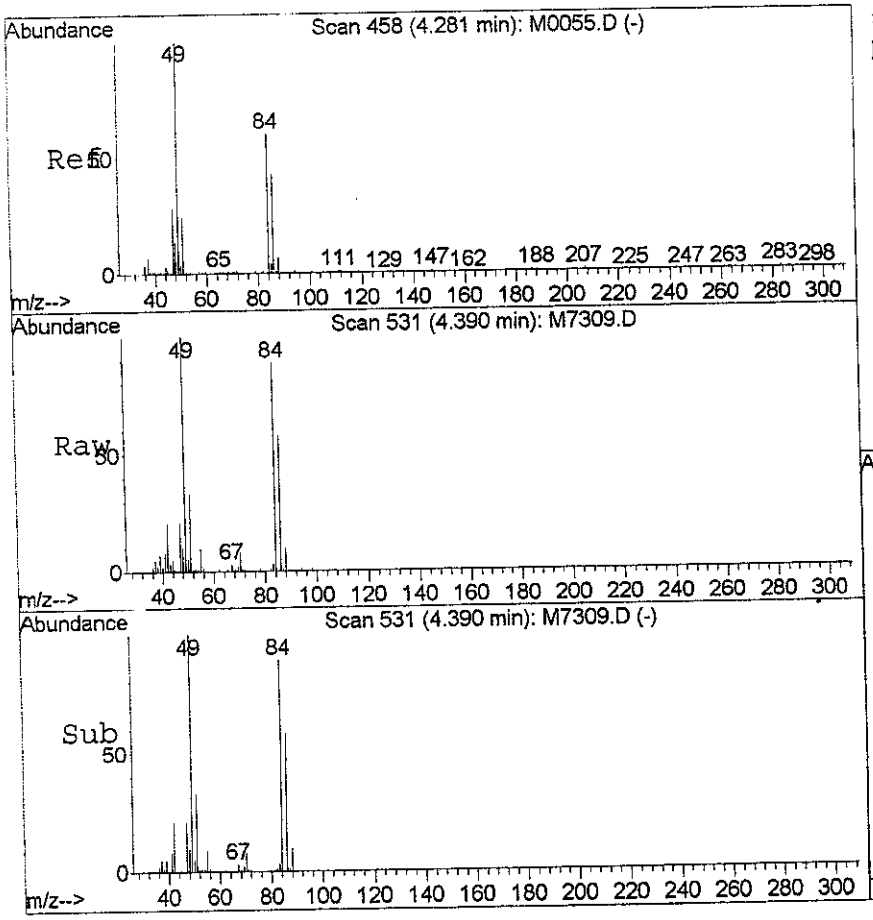

#13
Methylene Chloride
Concen: 12.60 ug/l
RT: 4.39 min Scan# 531
Delta R.T. 0.03 min
Lab File: M7309.D
Acq: 4 Aug 2006 11:24

Tgt Ion: 49 Resp: 50639

Ion	Ratio	Lower	Upper
49	100		
84	88.6	58.4	98.4
86	58.2	30.4	70.4

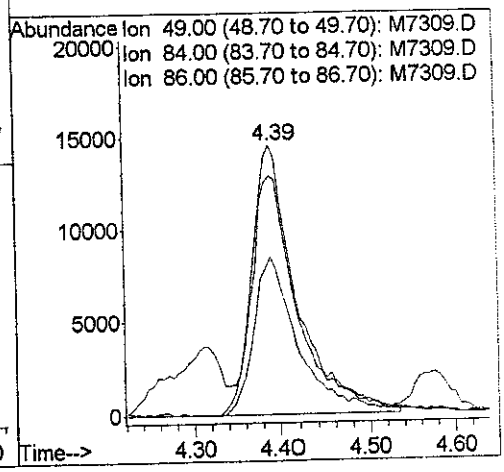

V-169

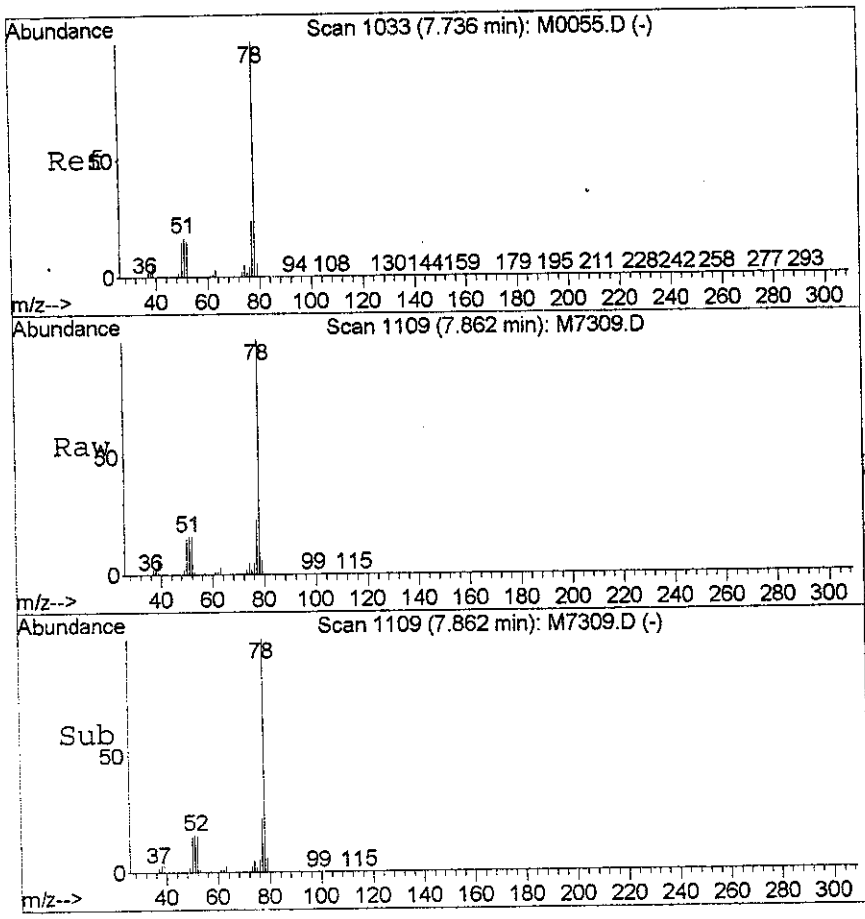

#29
Benzene
Concen: 455.66 ug/l
RT: 7.86 min Scan# 1109
Delta R.T. 0.03 min
Lab File: M7309.D
Acq: 4 Aug 2006 11:24

Tgt Ion: 78 Resp: 5530350

Ion	Ratio	Lower	Upper
78	100		
51	16.4	0.0	35.1
52	16.1	0.0	36.3

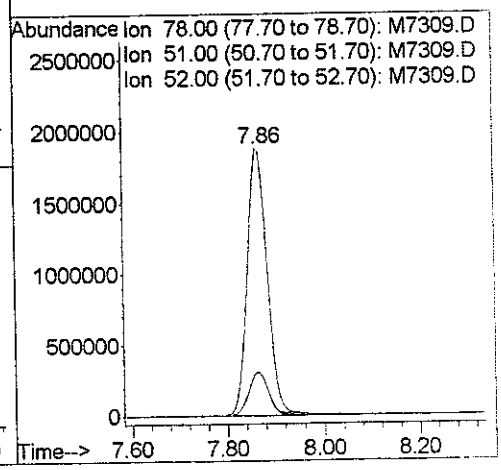

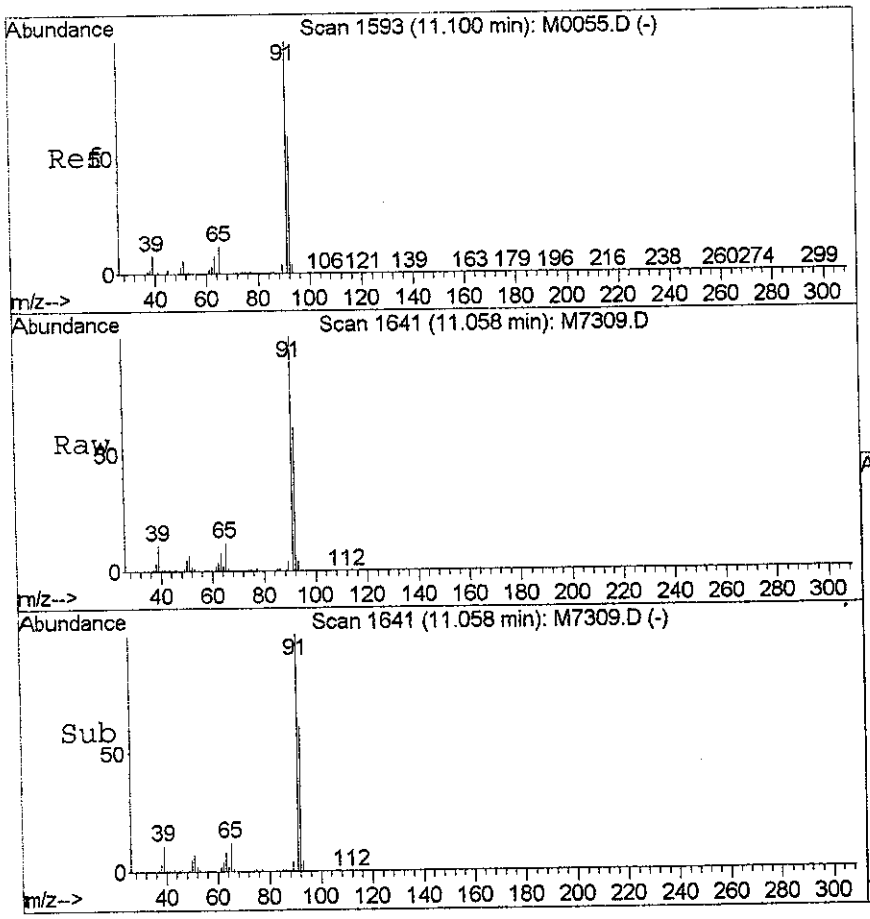

#37
Toluene
Concen: 991.21 ug/l
RT: 11.06 min Scan# 1641
Delta R.T. 0.05 min
Lab File: M7309.D
Acq: 4 Aug 2006 11:24

Tgt Ion: 91 Resp:12264673

Ion	Ratio	Lower	Upper
91	100		
92	61.1	42.2	82.2

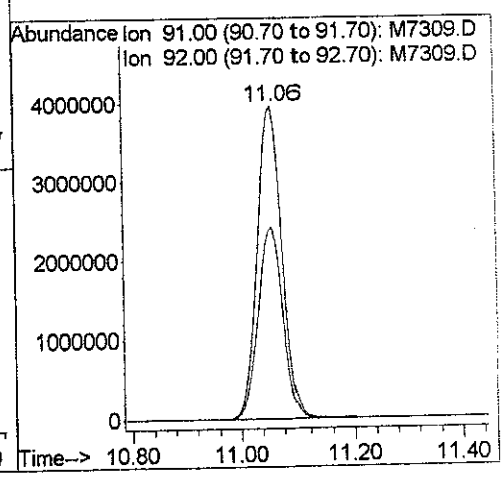

V-190

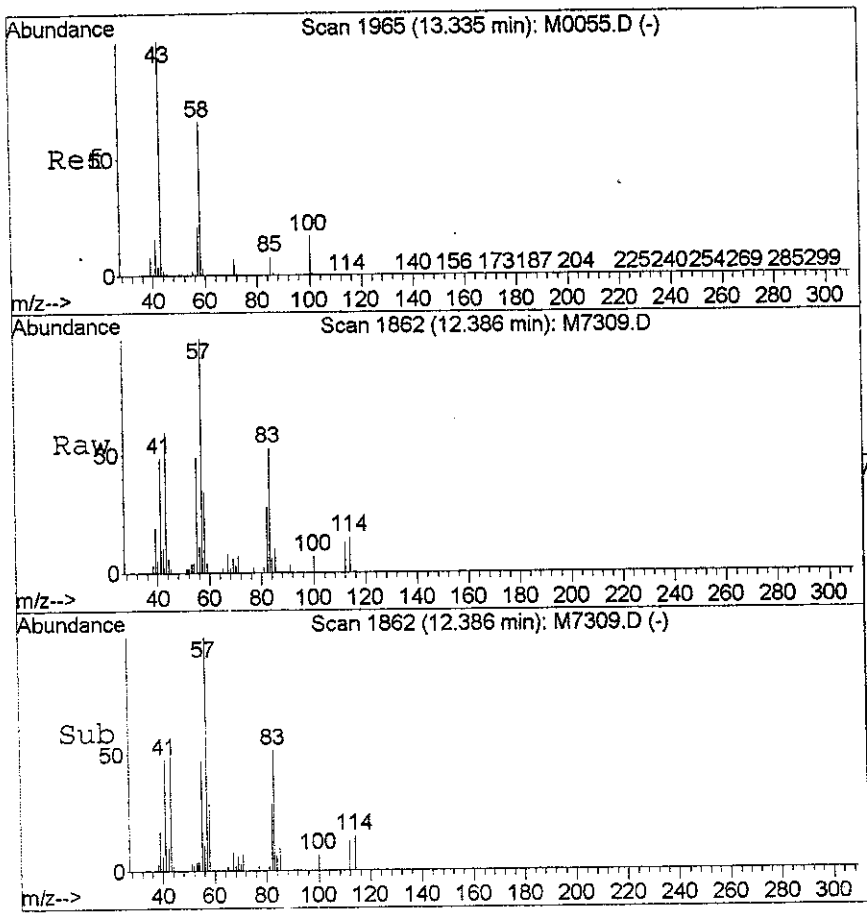

#44
2-Hexanone
Concen: 6.22 ug/l
RT: 12.39 min Scan# 1862
Delta R.T. 0.06 min
Lab File: M7309.D
Acq: 4 Aug 2006 11:24

Tgt Ion: 43 Resp: 11749

Ion	Ratio	Lower	Upper
43	100		
58	55.6	40.2	80.2
85	16.2	0.0	27.2

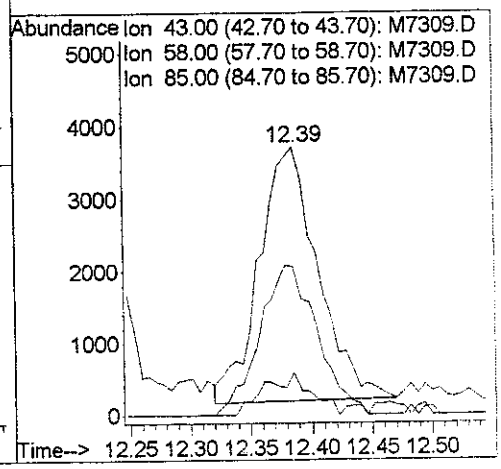

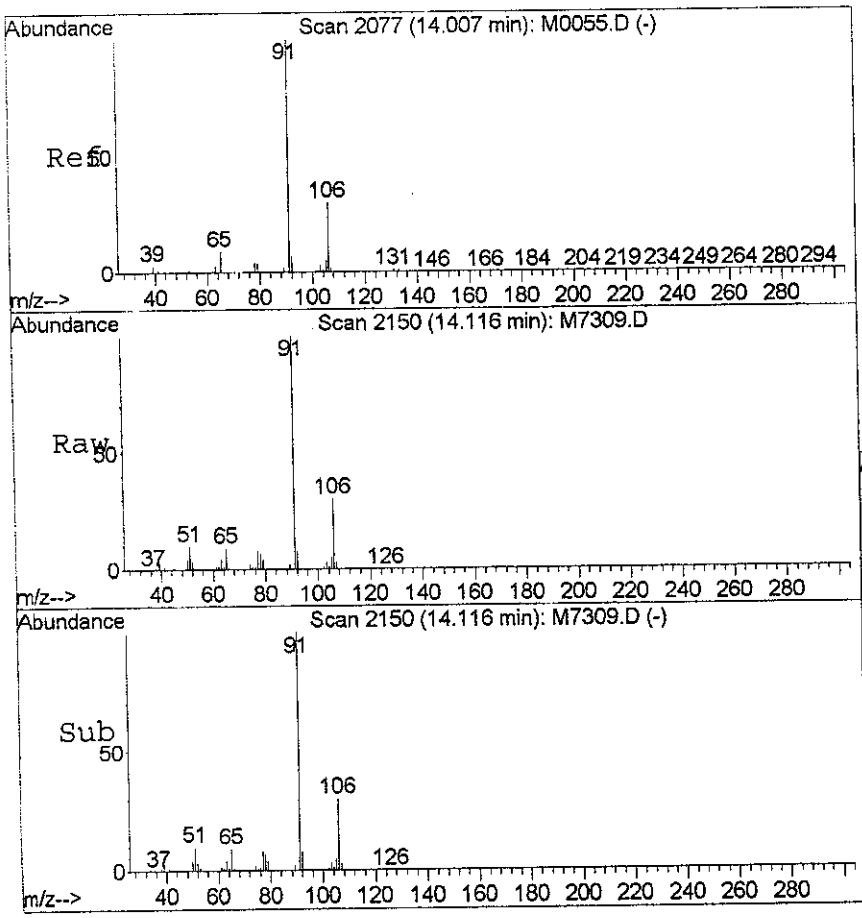

#48
Ethylbenzene
Concen: 320.69 ug/l
RT: 14.12 min Scan# 2150
Delta R.T. 0.06 min
Lab File: M7309.D
Acq: 4 Aug 2006 11:24

Tgt Ion: 91 Resp: 4067522

Ion	Ratio	Lower	Upper
91	100		
106	29.7	9.3	49.3

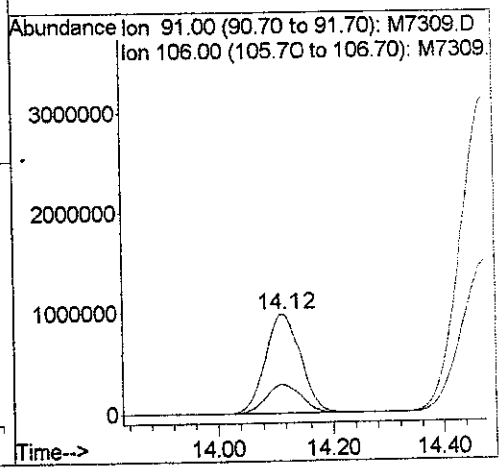

V-101

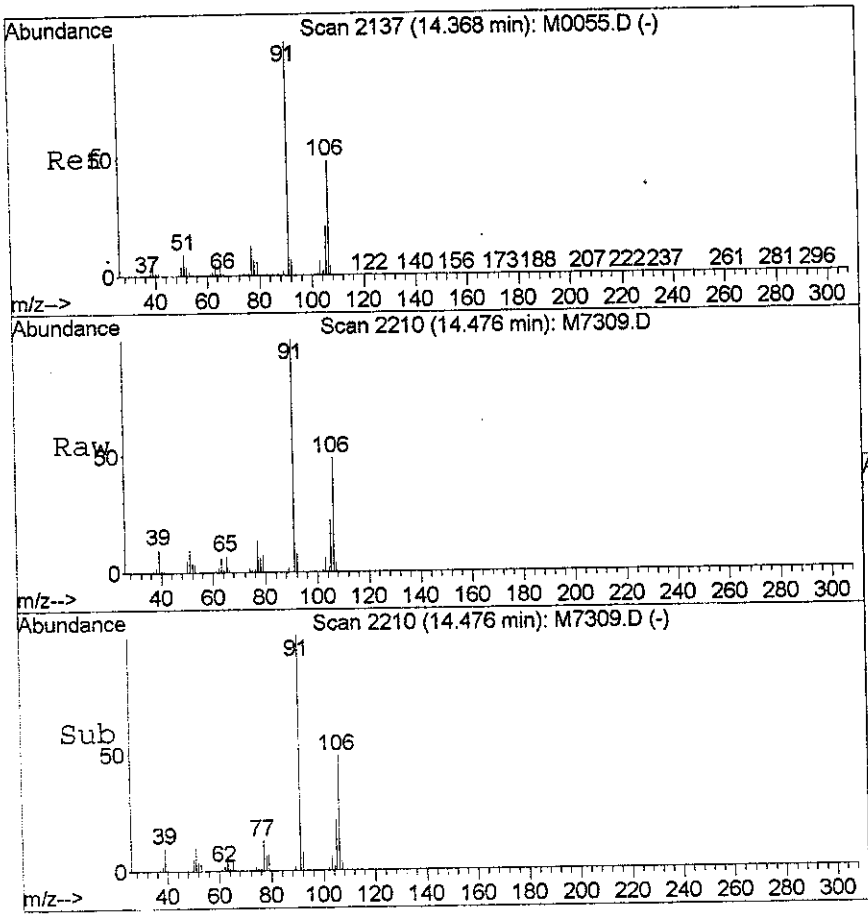

#51
m,p-Xylene
Concen: 1674.55 ug/l
RT: 14.48 min Scan# 2210
Delta R.T. 0.09 min
Lab File: M7309.D
Acq: 4 Aug 2006 11:24

Tgt Ion: 91 Resp:15494507

Ion	Ratio	Lower	Upper
91	100		
106	48.5	31.3	71.3

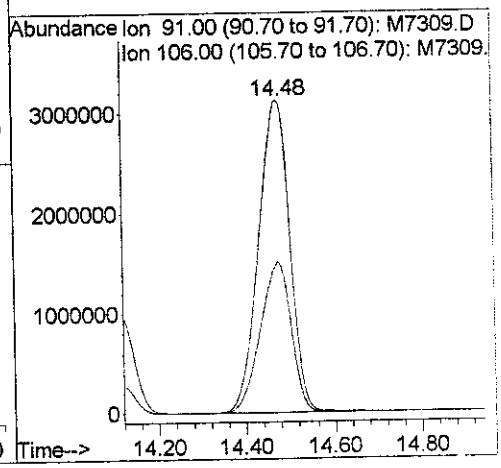

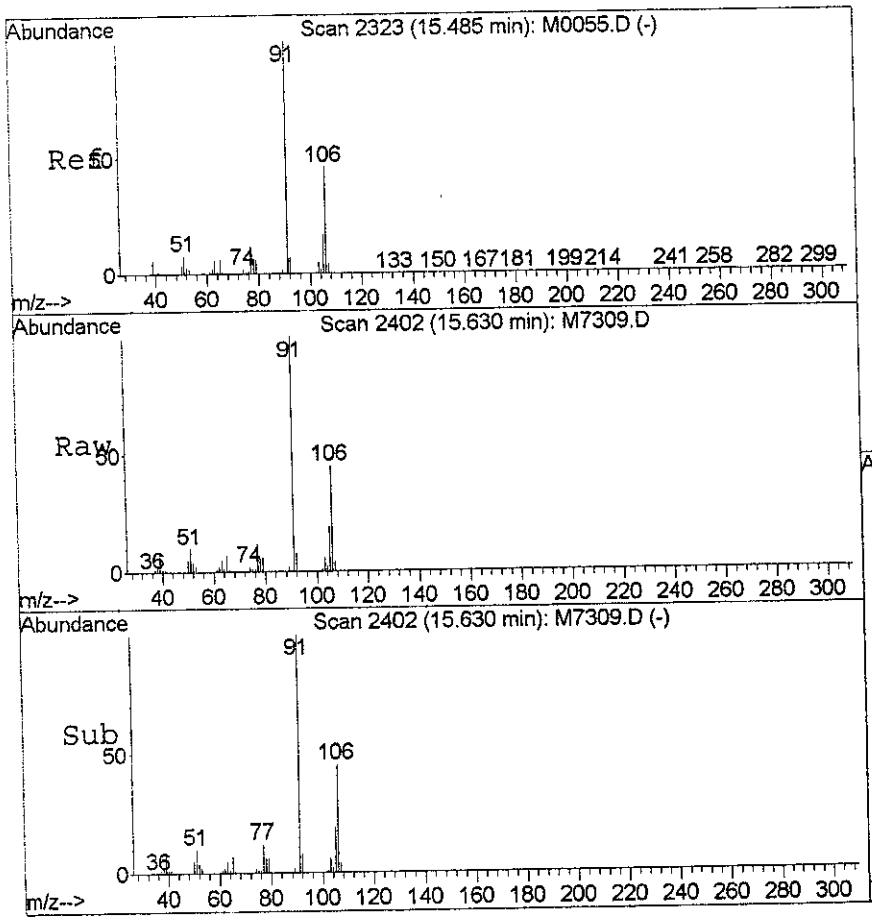

#52
o-Xylene
Concen: 755.03 ug/l
RT: 15.63 min Scan# 2402
Delta R.T. 0.08 min
Lab File: M7309.D
Acq: 4 Aug 2006 11:24

Tgt Ion: 91 Resp: 6925279

Ion	Ratio	Lower	Upper
91	100		
106	45.4	27.8	67.8

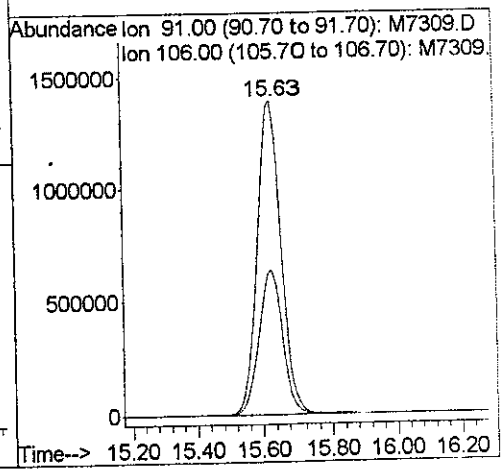

V-192

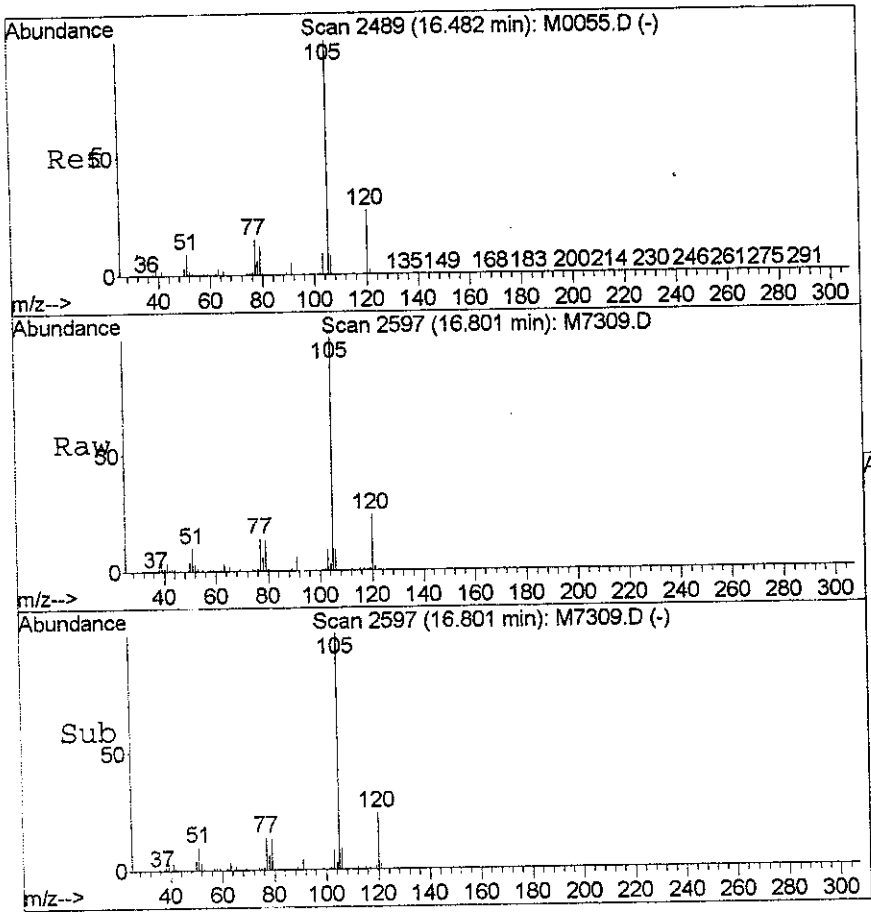

#56
Isopropylbenzene
Concen: 17.01 ug/l
RT: 16.80 min Scan# 2597
Delta R.T. 0.04 min
Lab File: M7309.D
Acq: 4 Aug 2006 11:24

Tgt Ion:105 Resp: 174909

Ion	Ratio	Lower	Upper
105	100		
120	24.4	7.0	47.0

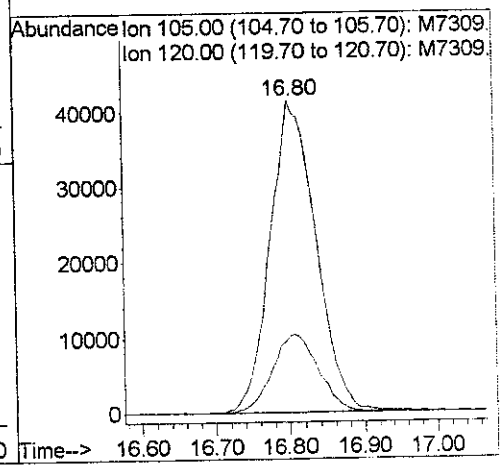

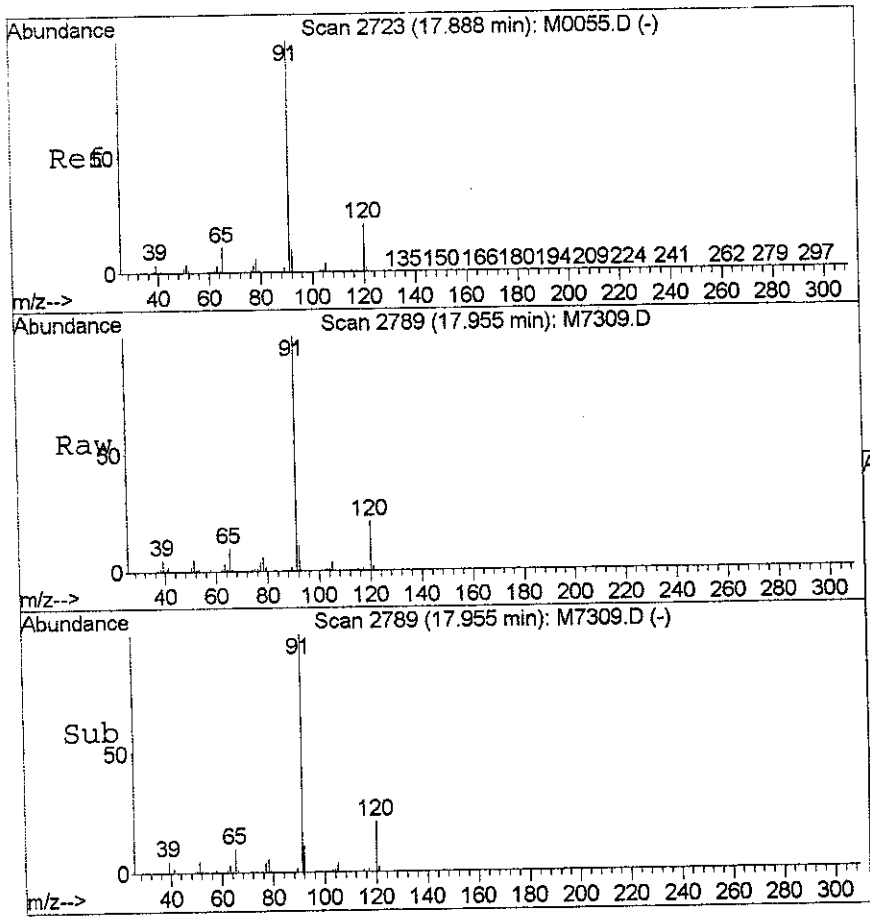

#59
n-Propyl benzene
Concen: 41.46 ug/l
RT: 17.95 min Scan# 2789
Delta R.T. 0.04 min
Lab File: M7309.D
Acq: 4 Aug 2006 11:24

Tgt Ion: 91 Resp: 558784

Ion	Ratio	Lower	Upper
91	100		
120	21.2	0.7	40.7

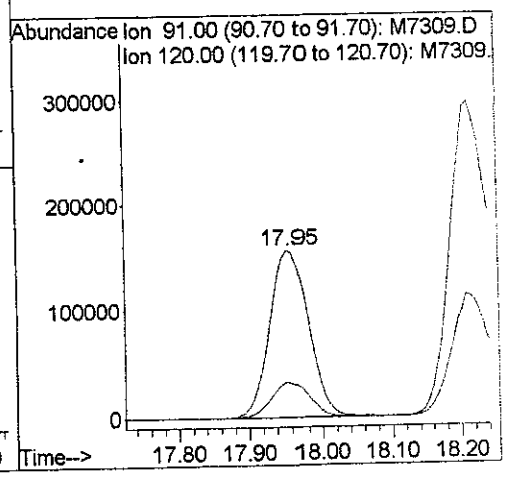

V-113

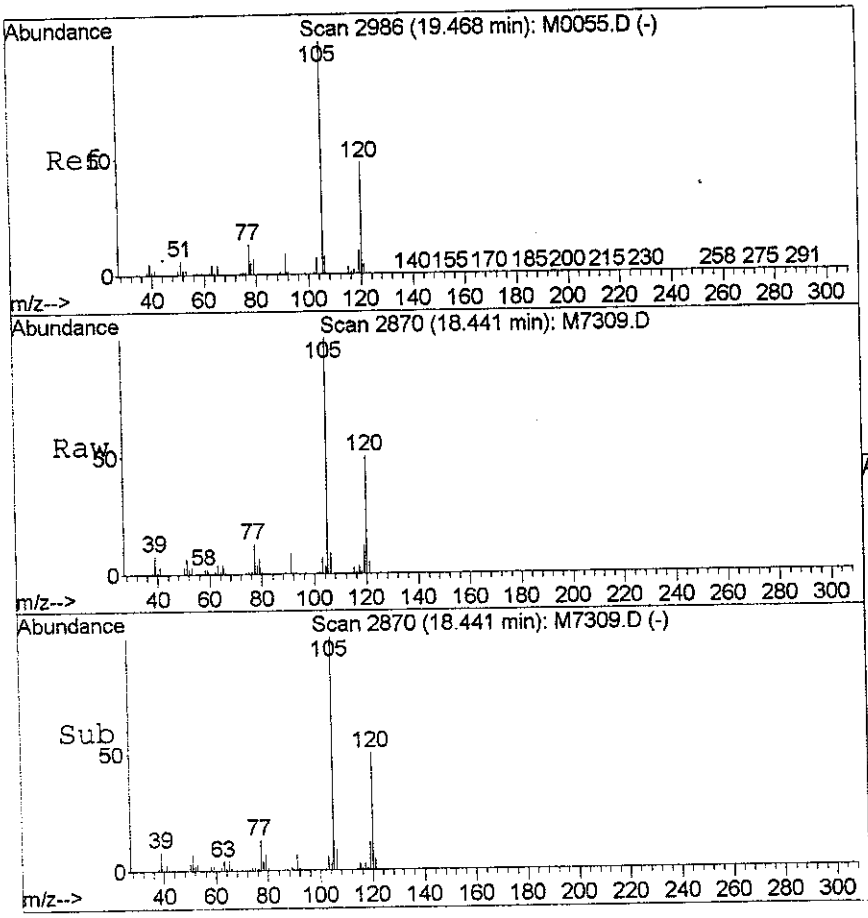

#61
1,3,5-Trimethylbenzene
Concen: 178.36 ug/l
RT: 18.44 min Scan# 2870
Delta R.T. 0.04 min
Lab File: M7309.D
Acq: 4 Aug 2006 11:24

Tgt Ion:105 Resp: 1522376

Ion	Ratio	Lower	Upper
105	100		
120	50.4	33.8	73.8

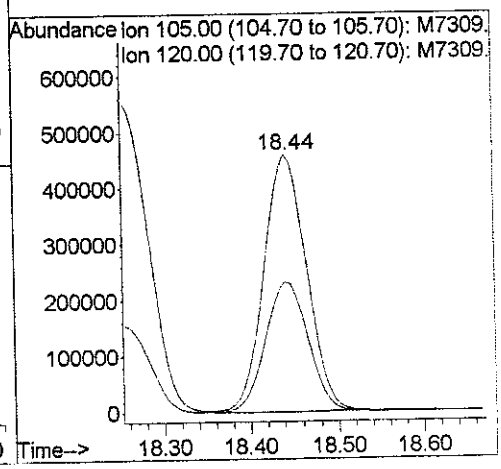

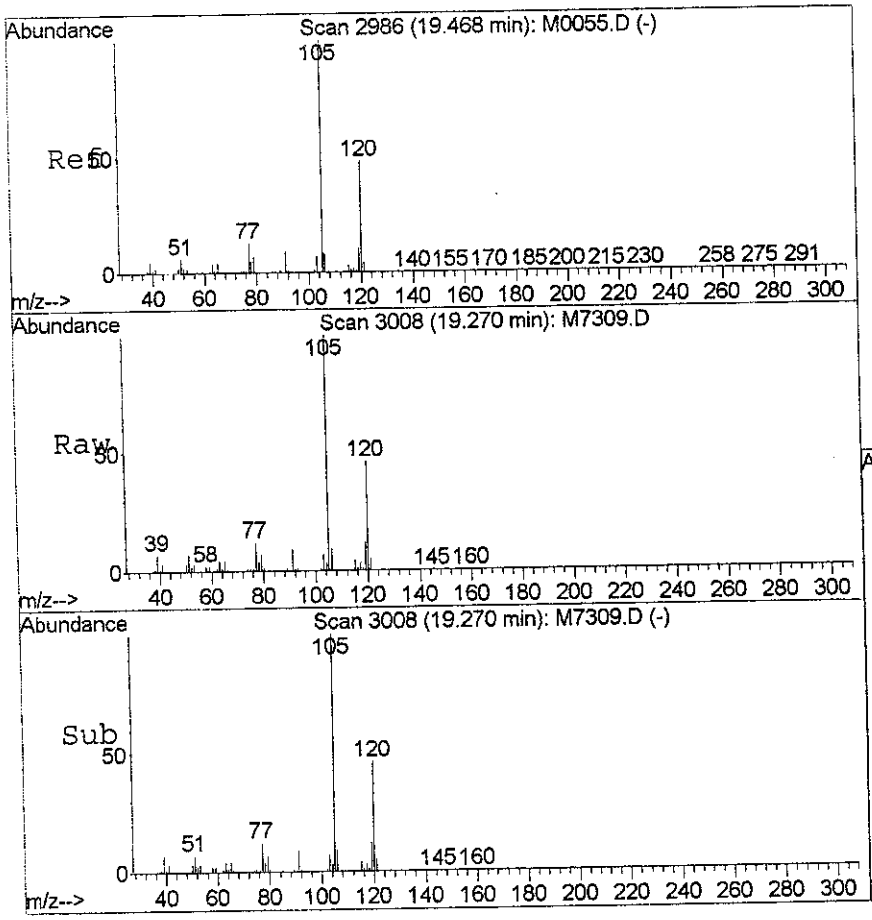

#65
1,2,4-Trimethylbenzene
Concen: 541.82 ug/l
RT: 19.27 min Scan# 3008
Delta R.T. 0.05 min
Lab File: M7309.D
Acq: 4 Aug 2006 11:24

Tgt Ion:105 Resp: 4702231

Ion	Ratio	Lower	Upper
105	100		
120	46.0	30.8	70.8
77	12.1	0.0	32.6

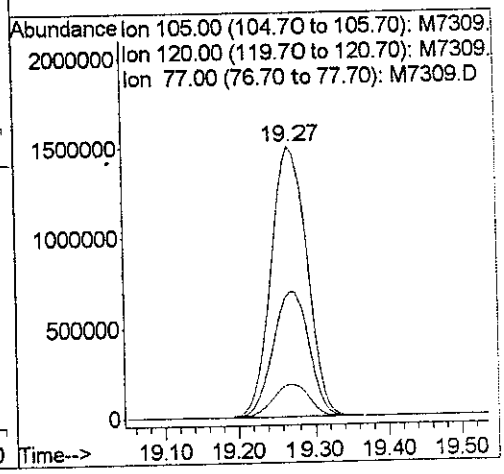

V-174

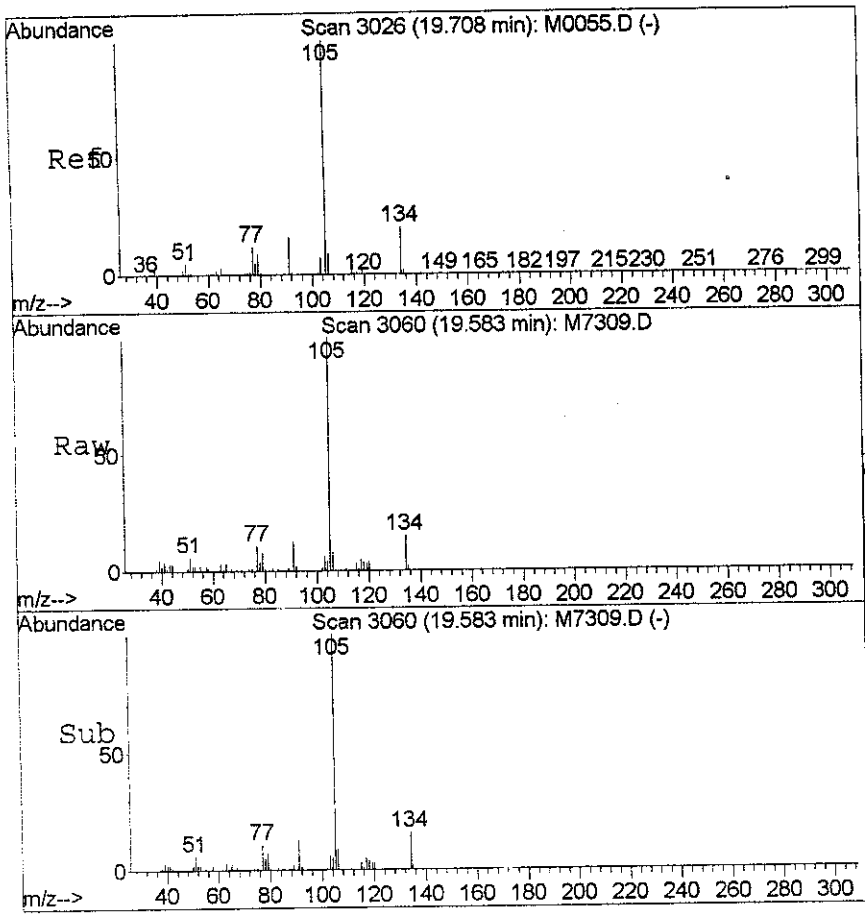

#66
sec-Butylbenzene
Concen: 3.32 ug/l m
RT: 19.58 min Scan# 3060
Delta R.T. 0.03 min
Lab File: M7309.D
Acq: 4 Aug 2006 11:24

Tgt Ion:105 Resp: 40436

Ion	Ratio	Lower	Upper
105	100		
134	15.2	0.0	39.3
91	13.4	0.0	34.1

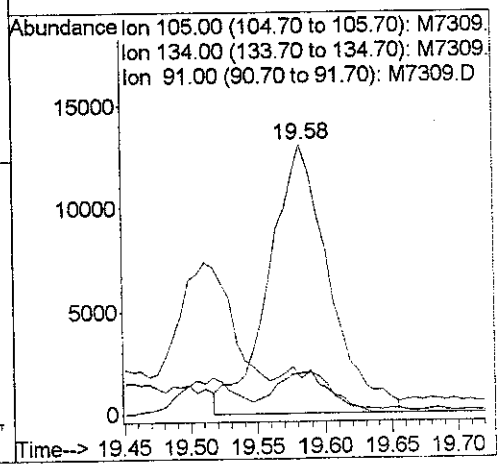

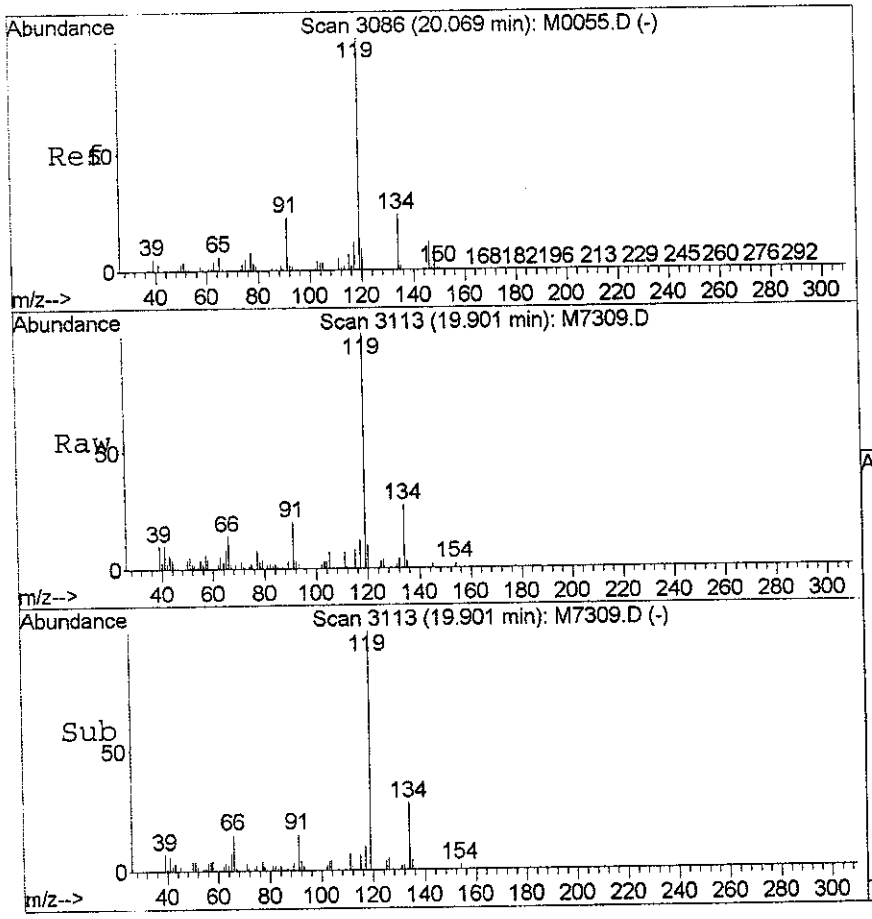

#67
p-Isopropyltoluene
Concen: 2.28 ug/l
RT: 19.90 min Scan# 3113
Delta R.T. 0.03 min
Lab File: M7309.D
Acq: 4 Aug 2006 11:24

Tgt Ion:119 Resp: 21924

Ion	Ratio	Lower	Upper
119	100		
134	26.5	7.0	47.0

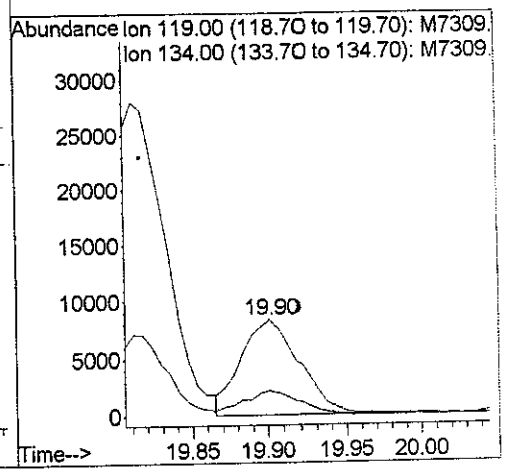

V-175

Quantitation Report (QT Reviewed)

Data File : D:\M\DATA\AUG06\M0804\M7309.D
Acq On : 4 Aug 2006 11:24
Sample : 0607275
Misc : WATER 2946 MW13
MS Integration Params: rteint.p
Quant Time: Aug 7 10:44 2006

Vial: 1
Operator:
Inst : GC/MS Ins
Multiplr: 1.00

Quant Results File: VM8A0703.RES

Quant Method : D:\M\METHODS\VM8A0703.M (RTE Integrator)
Title : VOA 8260 METHOD
Last Update : Mon Jul 03 13:08:12 2006
Response via : Initial Calibration
DataAcq Meth : VM8A0703

Internal Standards	R.T.	QIon	Response	Conc Units	Dev(Min)
1) Pentafluorobenzene	7.48	168	190347	50.00 ug/l	0.04
24) 1,4-Difluorobenzene	8.62	114	416382	50.00 ug/l	0.03
43) Chlorobenzene-d5	13.82	117	339217	50.00 ug/l	0.05
55) 1,4-Dichlorobenzene-d4	20.00	152	129536	50.00 ug/l	0.03
System Monitoring Compounds					
25) 1,2-Dichloroethane-d4	7.94	65	142063	47.98 ug/l	0.03
Spiked Amount 50.000	Range 76 - 114		Recovery = 95.96%		
36) Toluene-d8	10.94	98	440131	49.06 ug/l	0.04
Spiked Amount 50.000	Range 88 - 110		Recovery = 98.12%		
42) Bromofluorobenzene	17.38	95	151762	45.55 ug/l	0.05
Spiked Amount 50.000	Range 86 - 115		Recovery = 91.10%		

Target Compounds					Qvalue
4) Acetone	3.80	43	16234	14.64 ug/l	68
13) Methylene Chloride	4.39	49	50639	12.60 ug/l	89
29) Benzene	7.86	78	5530350	455.66 ug/l	98
37) Toluene	11.06	91	12264673	991.21 ug/l	99
44) 2-Hexanone	12.39	43	11749	6.22 ug/l	92
48) Ethylbenzene	14.12	91	4067522	320.69 ug/l	99
51) m,p-Xylene	14.48	91	15494507	1674.55 ug/l	96
52) o-Xylene	15.63	91	6925279	755.03 ug/l	96
56) Isopropylbenzene	16.80	105	174909	17.01 ug/l	95
59) n-Propyl benzene	17.95	91	558784	41.46 ug/l	99
61) 1,3,5-Trimethylbenzene	18.44	105	1522376	178.36 ug/l	95
65) 1,2,4-Trimethylbenzene	19.27	105	4702231	541.82 ug/l	94
66) sec-Butylbenzene	19.58	105	40436m	3.32 ug/l	
67) p-Isopropyltoluene	19.90	119	21924	2.28 ug/l	99

(#) = qualifier out of range (m) = manual integration

V-106

Quantitation Report

Data File : D:\M\DATA\AUG06\M0804\M7325.D
Acq On : 4 Aug 2006 20:09
Sample : 0607275DL
Misc : WATER 2946 MW13DL
MS Integration Params: rteint.p
Quant Time: Aug 7 12:55 2006

Vial: 1
Operator:
Inst : GC/MS Ins
Multiplr: 1.00

Quant Results File: VM8A0703.R

Method : D:\M\METHODS\VM8A0703.M (RTE Integrator)
Title : VOA 8260 METHOD
Last Update : Mon Jul 03 13:08:12 2006
Response via : Initial Calibration

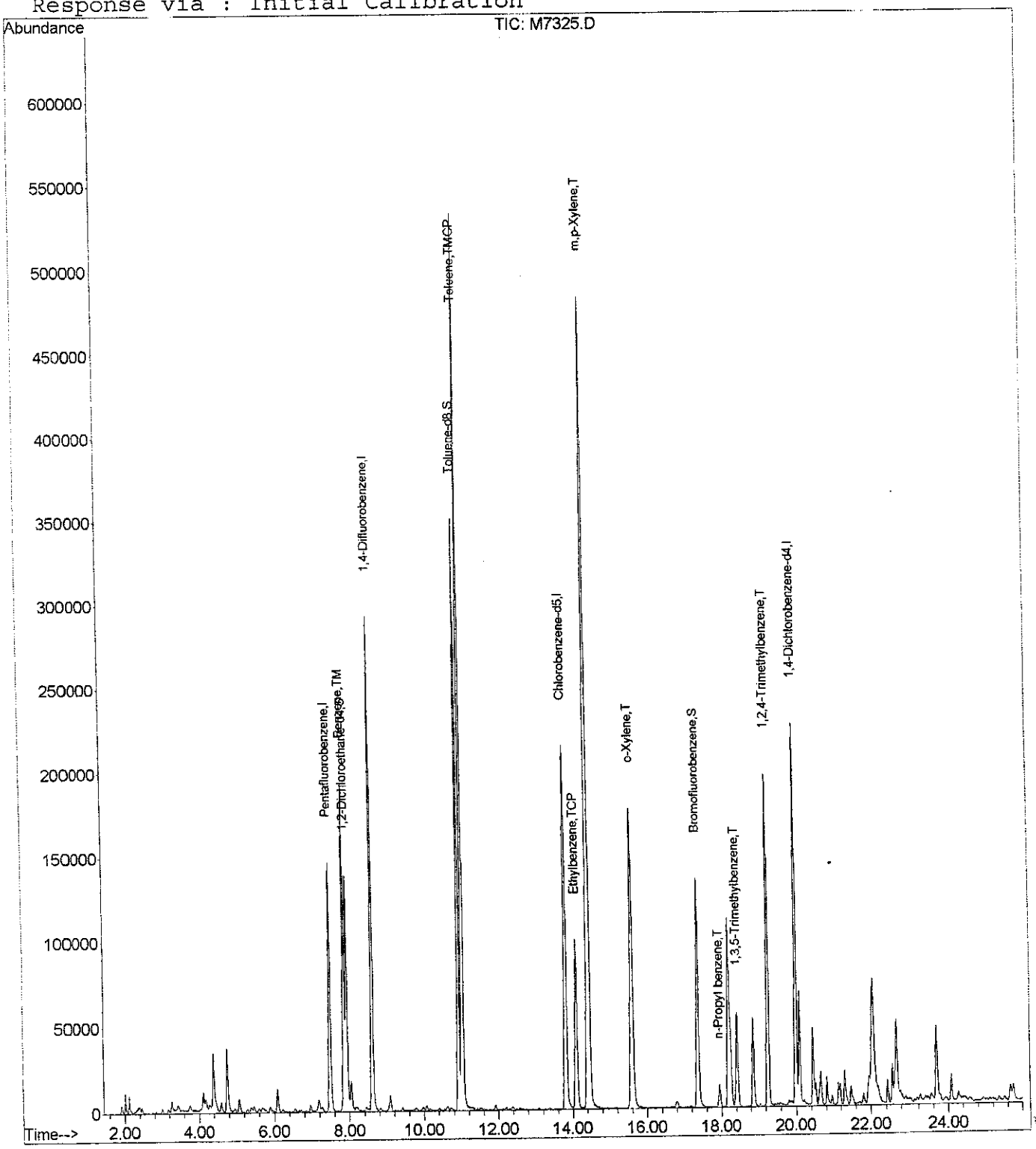

V-107

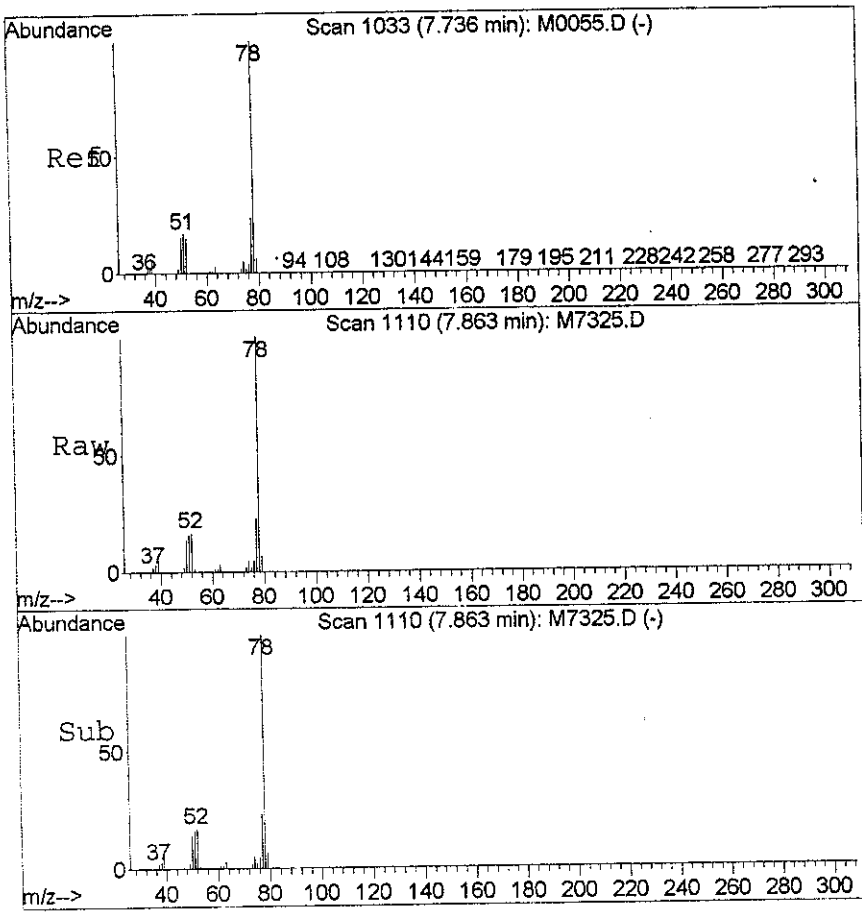

#29
Benzene
Concen: 25.44 ug/l
RT: 7.86 min Scan# 1110
Delta R.T. 0.03 min
Lab File: M7325.D
Acq: 4 Aug 2006 20:09

Tgt Ion: 78 Resp: 262666

Ion	Ratio	Lower	Upper
78	100		
51	15.5	0.0	35.1
52	16.6	0.0	36.3

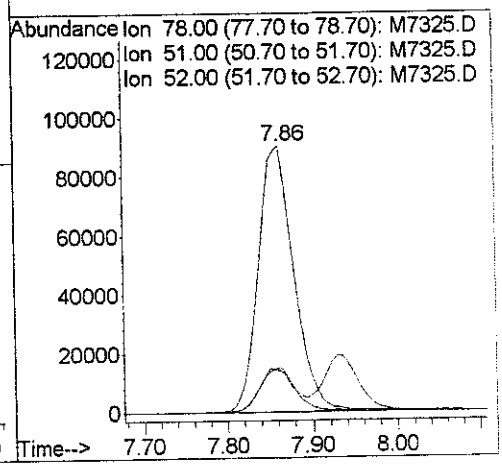

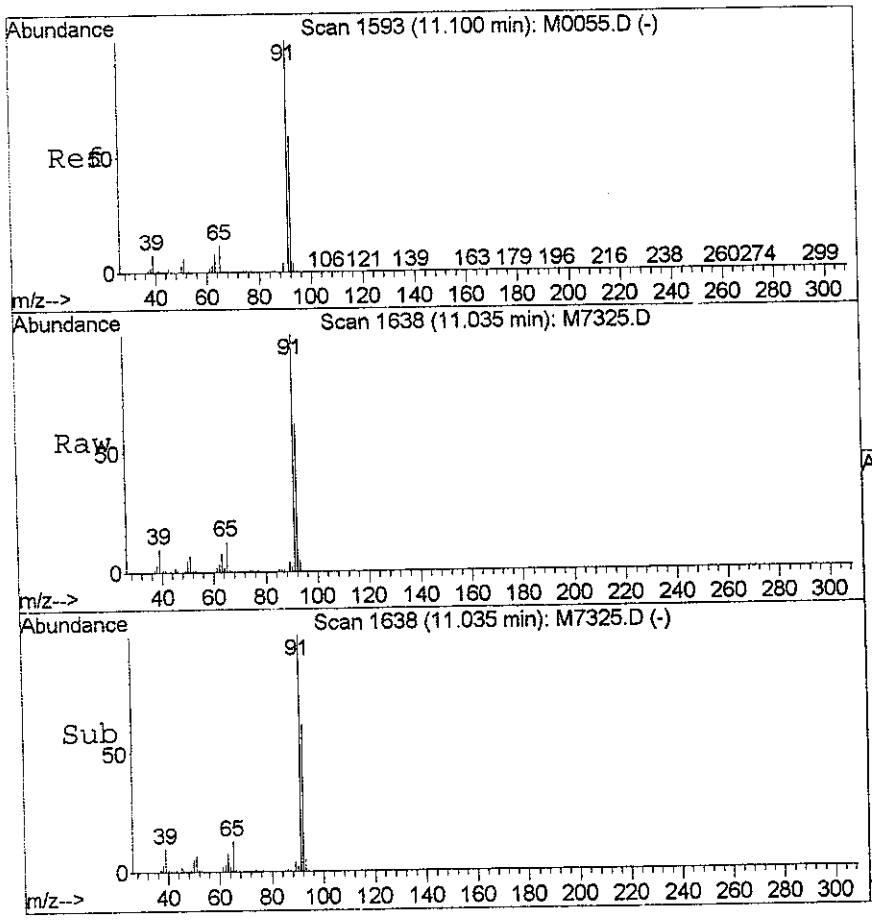

#37
Toluene
Concen: 60.73 ug/l
RT: 11.03 min Scan# 1638
Delta R.T. 0.03 min
Lab File: M7325.D
Acq: 4 Aug 2006 20:09

Tgt Ion: 91 Resp: 639373

Ion	Ratio	Lower	Upper
91	100		
92	62.5	42.2	82.2

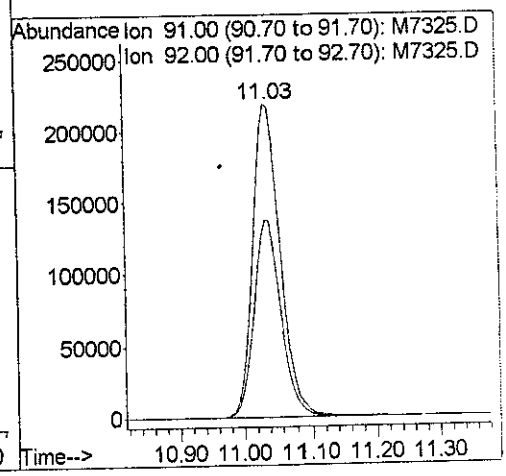

V-178

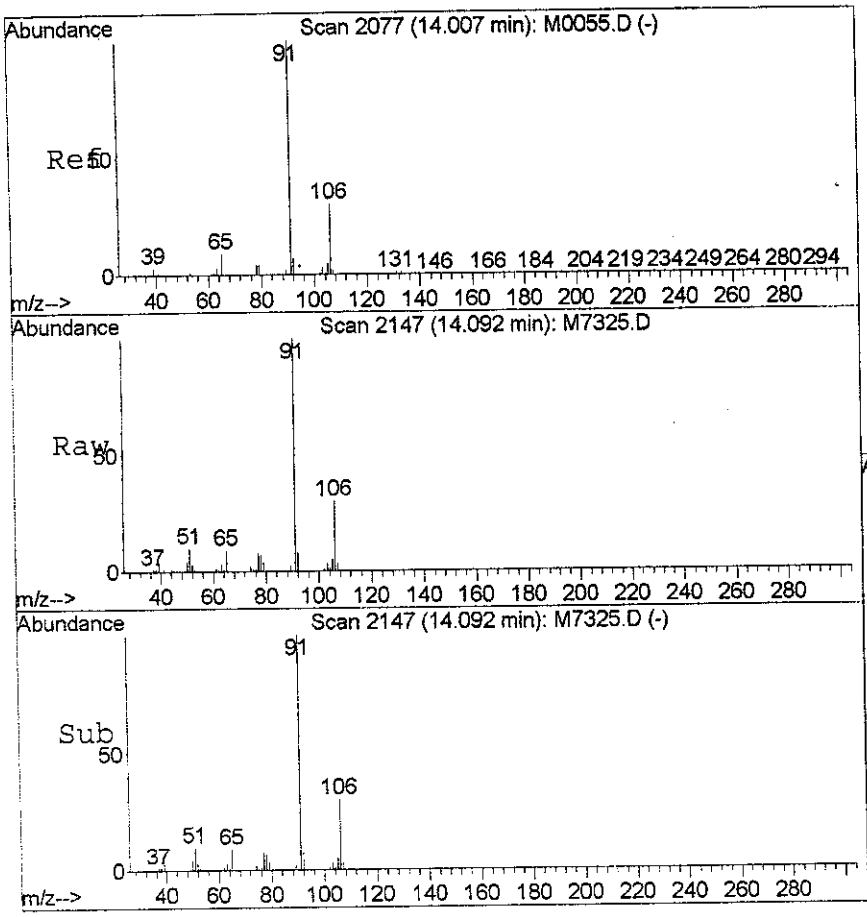

#48
Ethylbenzene
Concen: 15.64 ug/l
RT: 14.09 min Scan# 2147
Delta R.T. 0.04 min
Lab File: M7325.D
Acq: 4 Aug 2006 20:09

Tgt Ion: 91 Resp: 180391

Ion	Ratio	Lower	Upper
91	100		
106	29.6	9.3	49.3

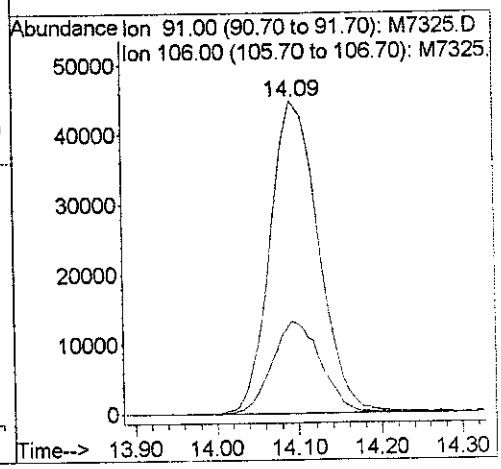

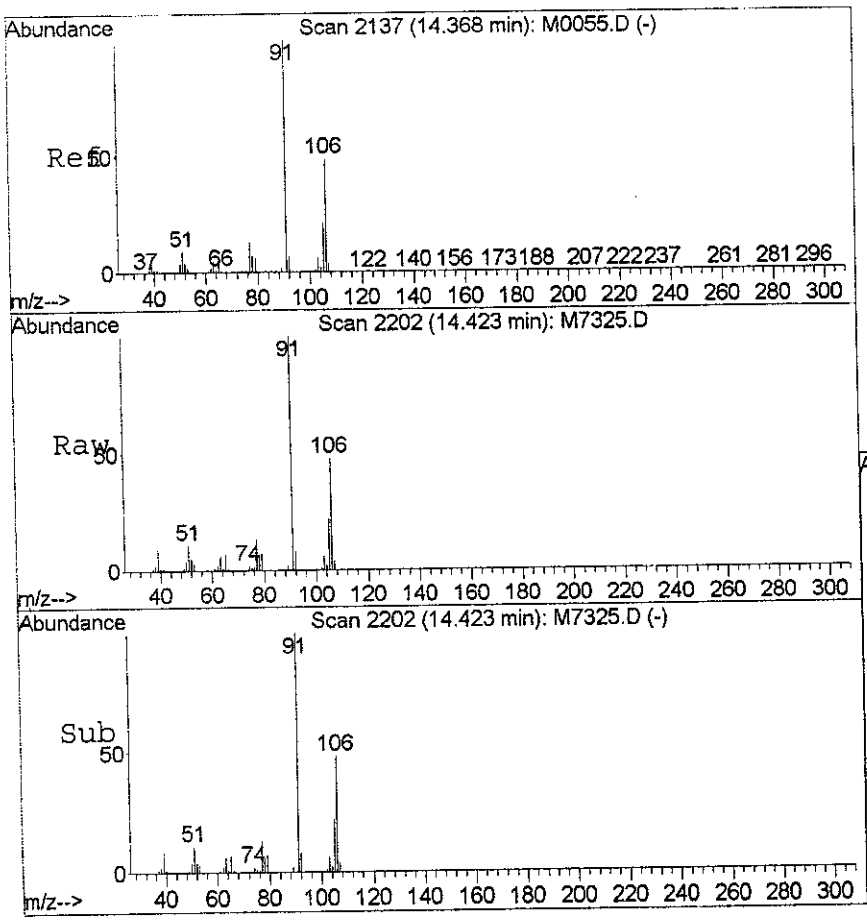

#51
m,p-Xylene
Concen: 90.75 ug/l
RT: 14.42 min Scan# 2202
Delta R.T. 0.04 min
Lab File: M7325.D
Acq: 4 Aug 2006 20:09

Tgt Ion: 91 Resp: 763521

Ion	Ratio	Lower	Upper
91	100		
106	48.4	31.3	71.3

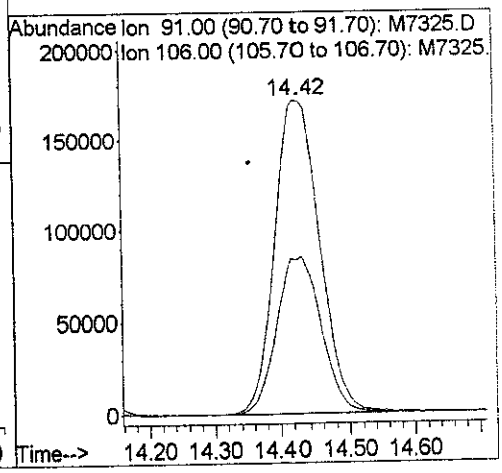

V-109

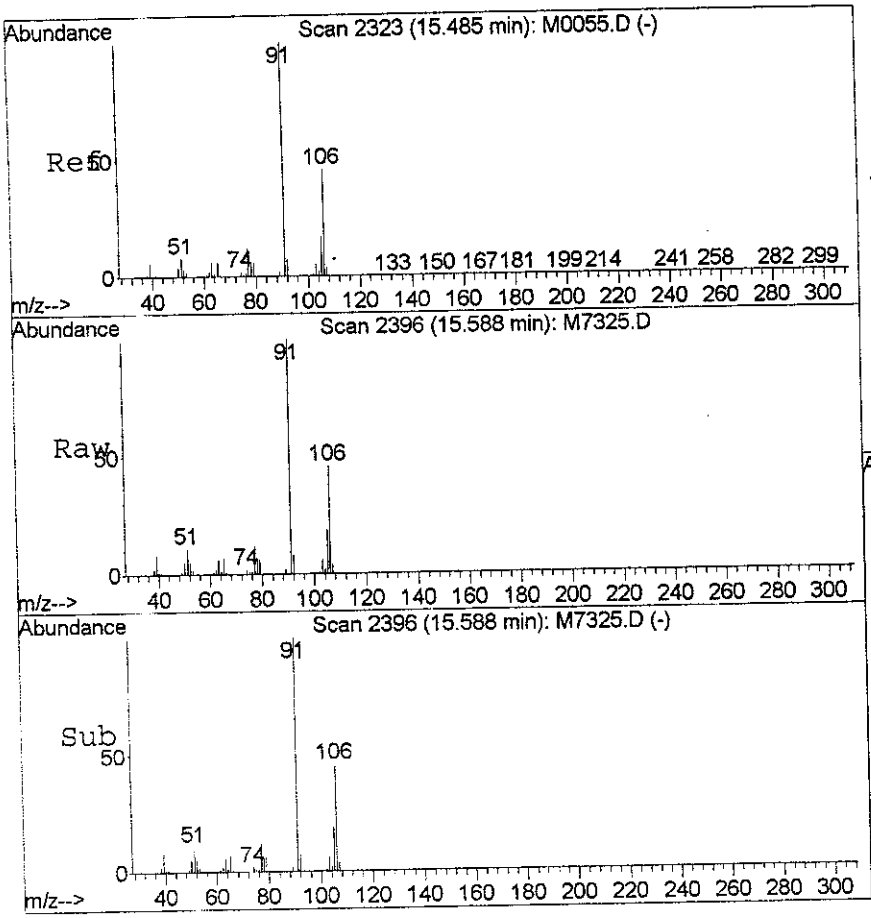

#52
o-Xylene
Concen: 38.25 ug/l
RT: 15.59 min Scan# 2396
Delta R.T. 0.04 min
Lab File: M7325.D
Acq: 4 Aug 2006 20:09

Tgt Ion: 91 Resp: 319028

Ion	Ratio	Lower	Upper
91	100		
106	45.7	27.8	67.8

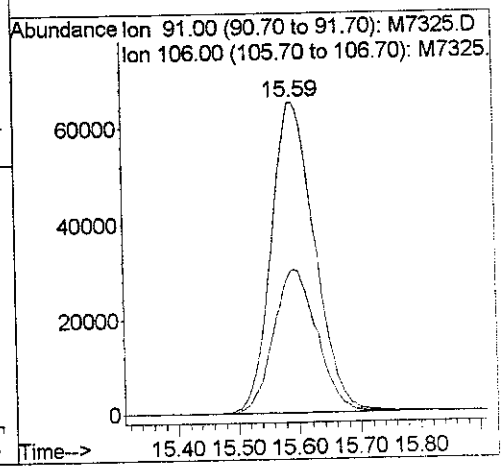

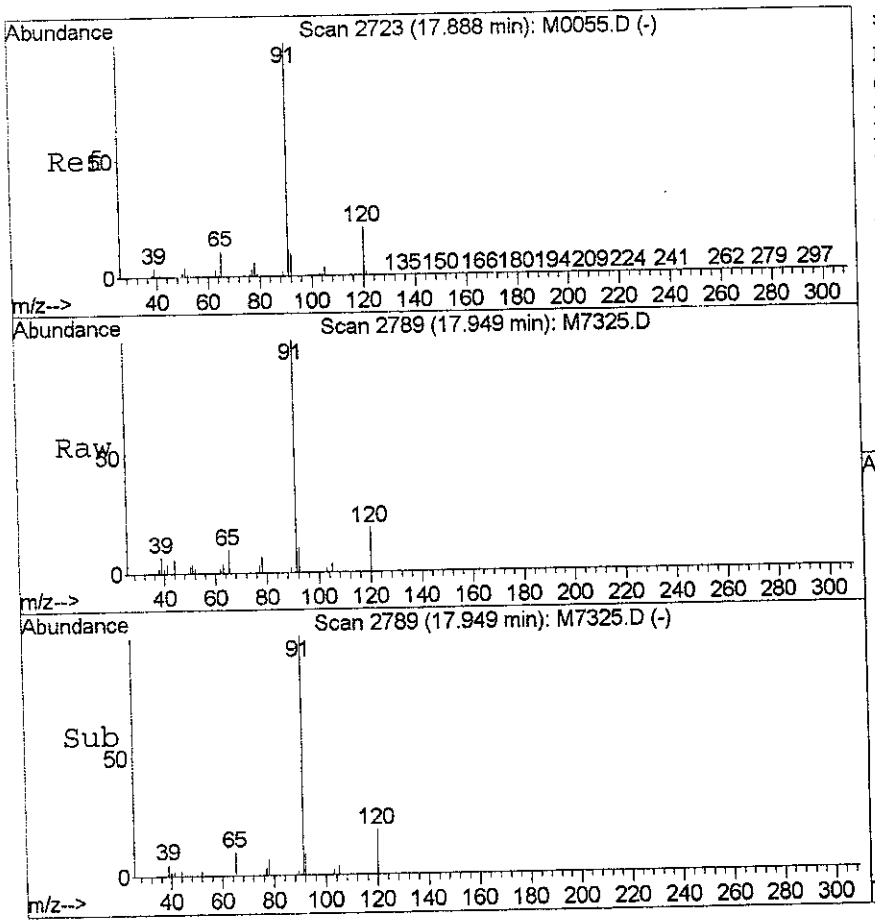

#59
n-Propyl benzene
Concen: 1.97 ug/l
RT: 17.95 min Scan# 2789
Delta R.T. 0.04 min
Lab File: M7325.D
Acq: 4 Aug 2006 20:09

Tgt Ion: 91 Resp: 23175

Ion	Ratio	Lower	Upper
91	100		
120	19.3	0.7	40.7

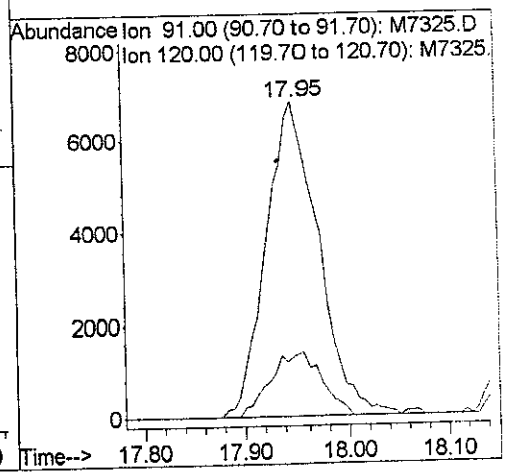

V-180

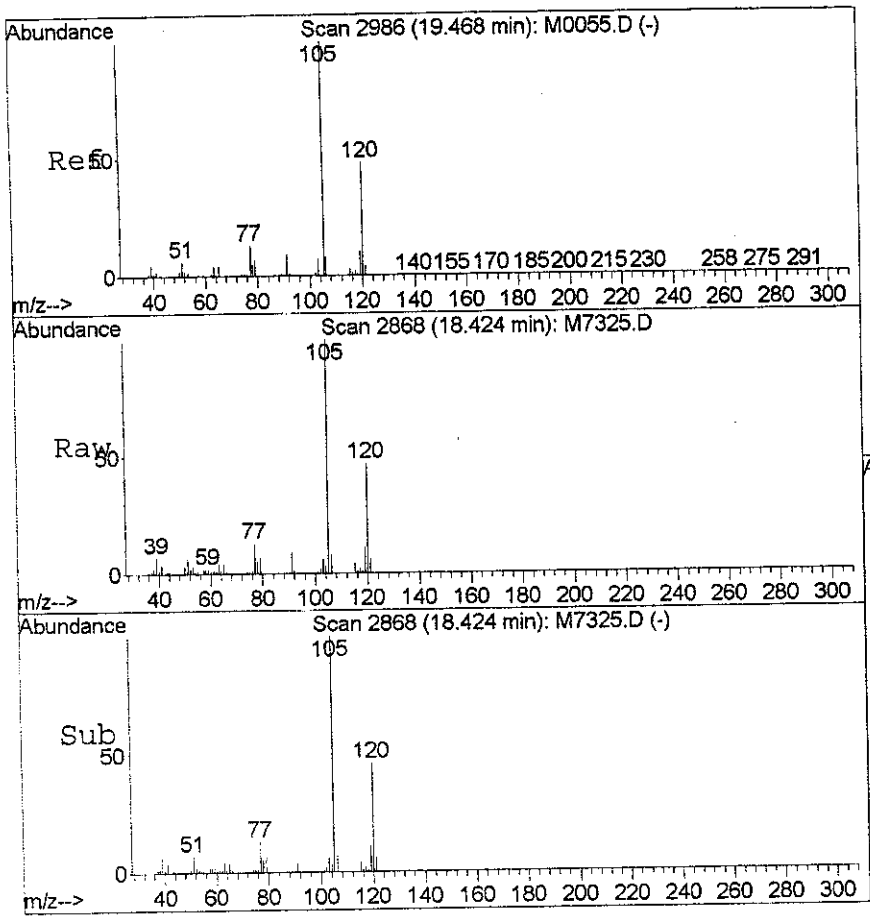

#61
1,3,5-Trimethylbenzene
Concen: 9.21 ug/l
RT: 18.42 min Scan# 2868
Delta R.T. 0.02 min
Lab File: M7325.D
Acq: 4 Aug 2006 20:09

Tgt Ion:105 Resp: 68687

Ion	Ratio	Lower	Upper
105	100		
120	47.2	33.8	73.8

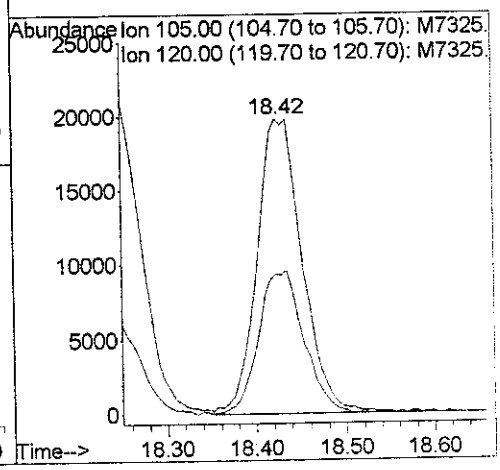

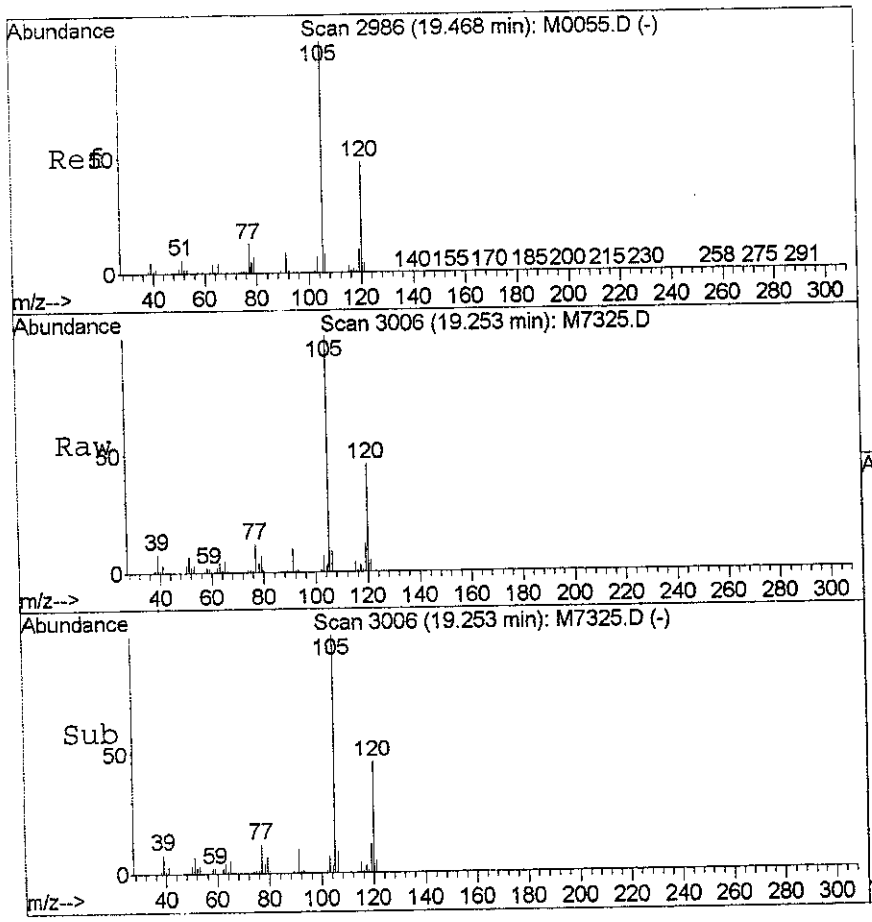

#65
1,2,4-Trimethylbenzene
Concen: 28.74 ug/l
RT: 19.25 min Scan# 3006
Delta R.T. 0.03 min
Lab File: M7325.D
Acq: 4 Aug 2006 20:09

Tgt Ion:105 Resp: 217974

Ion	Ratio	Lower	Upper
105	100		
120	45.7	30.8	70.8
77	12.1	0.0	32.6

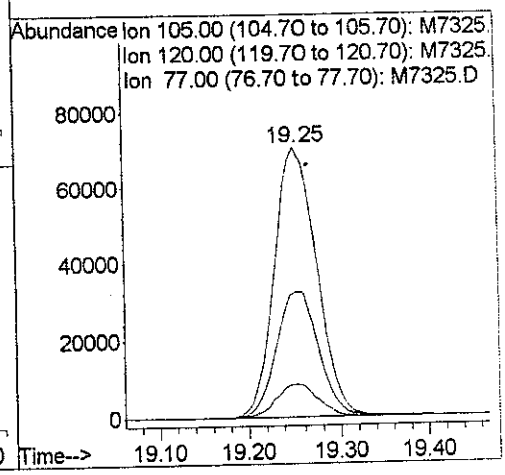

V-181

Quantitation Report (QT Reviewed)

Data File : D:\M\DATA\AUG06\M0804\M7325.D
Acq On : 4 Aug 2006 20:09
Sample : 0607275DL
Misc : WATER 2946 MW13DL
MS Integration Params: rteint.p
Quant Time: Aug 7 12:55 2006

Vial: 1
Operator:
Inst : GC/MS Ins
Multiplr: 1.00

Quant Results File: VM8A0703.RES

Quant Method : D:\M\METHODS\VM8A0703.M (RTE Integrator)
Title : VOA 8260 METHOD
Last Update : Mon Jul 03 13:08:12 2006
Response via : Initial Calibration
DataAcq Meth : VM8A0703

Internal Standards	R.T.	QIon	Response	Conc Units	Dev(Min)
1) Pentafluorobenzene	7.48	168	155833	50.00 ug/l	0.03
24) 1,4-Difluorobenzene	8.61	114	354257	50.00 ug/l	0.02
43) Chlorobenzene-d5	13.80	117	308429	50.00 ug/l	0.03
55) 1,4-Dichlorobenzene-d4	19.99	152	113193	50.00 ug/l	0.03
System Monitoring Compounds					
25) 1,2-Dichloroethane-d4	7.93	65	129180	51.28 ug/l	0.02
Spiked Amount 50.000	Range 76 - 114		Recovery = 102.56%		
36) Toluene-d8	10.93	98	382314	50.09 ug/l	0.03
Spiked Amount 50.000	Range 88 - 110		Recovery = 100.18%		
42) Bromofluorobenzene	17.37	95	137453	48.49 ug/l	0.04
Spiked Amount 50.000	Range 86 - 115		Recovery = 96.98%		
Target Compounds					Qvalue
29) Benzene	7.86	78	262666	25.44 ug/l	99
37) Toluene	11.03	91	639373	60.73 ug/l	100
48) Ethylbenzene	14.09	91	180391	15.64 ug/l	100
51) m,p-Xylene	14.42	91	763521	90.75 ug/l	96
52) o-Xylene	15.59	91	319028	38.25 ug/l	97
59) n-Propyl benzene	17.95	91	23175	1.97 ug/l	97
61) 1,3,5-Trimethylbenzene	18.42	105	68687	9.21 ug/l	91
65) 1,2,4-Trimethylbenzene	19.25	105	217974	28.74 ug/l	94

(#) = qualifier out of range (m) = manual integration

V-182

Quantitation Report

Data File : D:\M\DATA\AUG06\M0804\M7310.D
Acq On : 4 Aug 2006 11:57
Sample : 0607276
Misc : WATER 2946 MW14
MS Integration Params: rteint.p
Quant Time: Aug 7 10:49 2006

Vial: 2
Operator:
Inst : GC/MS Ins
Multiplr: 1.00

Quant Results File: VM8A0703.R

Method : D:\M\METHODS\VM8A0703.M (RTE Integrator)
Title : VOA 8260 METHOD
Last Update : Mon Jul 03 13:08:12 2006
Response via : Initial Calibration

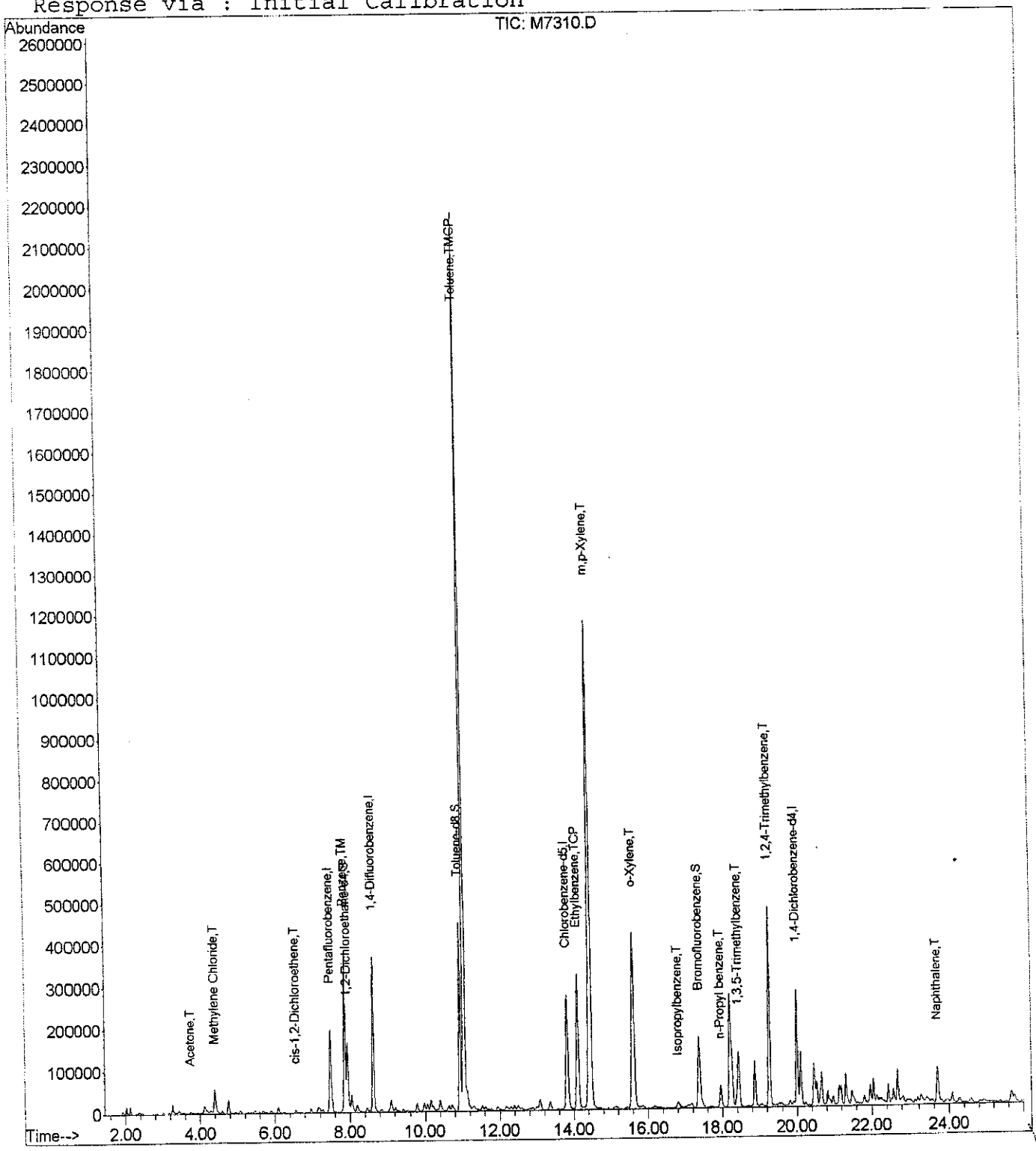

V-183

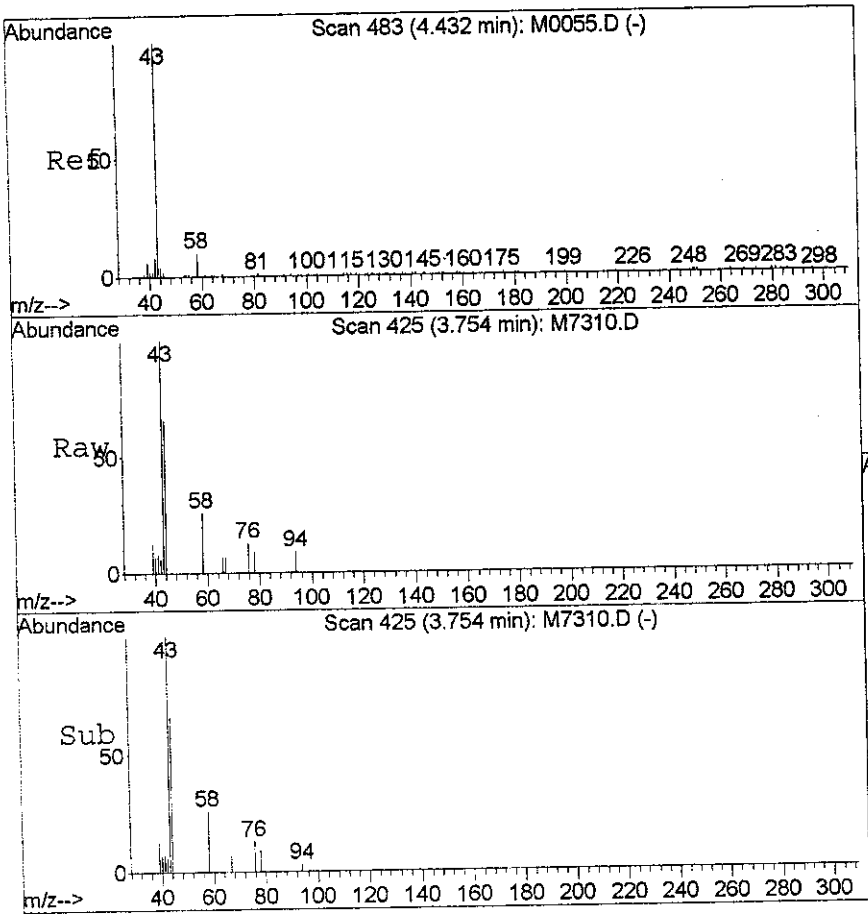

#4
Acetone
Concen: 4.47 ug/l
RT: 3.75 min Scan# 425
Delta R.T. 0.01 min
Lab File: M7310.D
Acq: 4 Aug 2006 11:57

Tgt Ion: 43 Resp: 5214

Ion	Ratio	Lower	Upper
43	100		
58	25.7	0.0	34.6

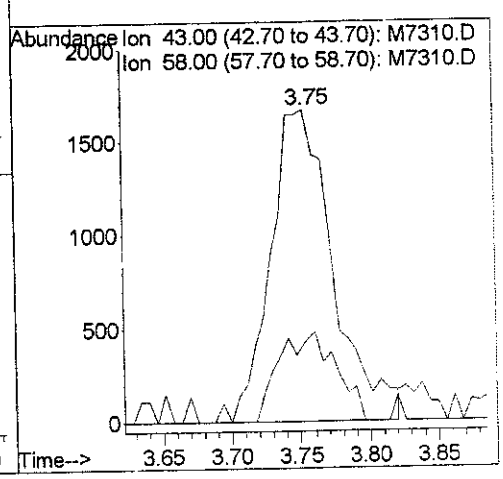

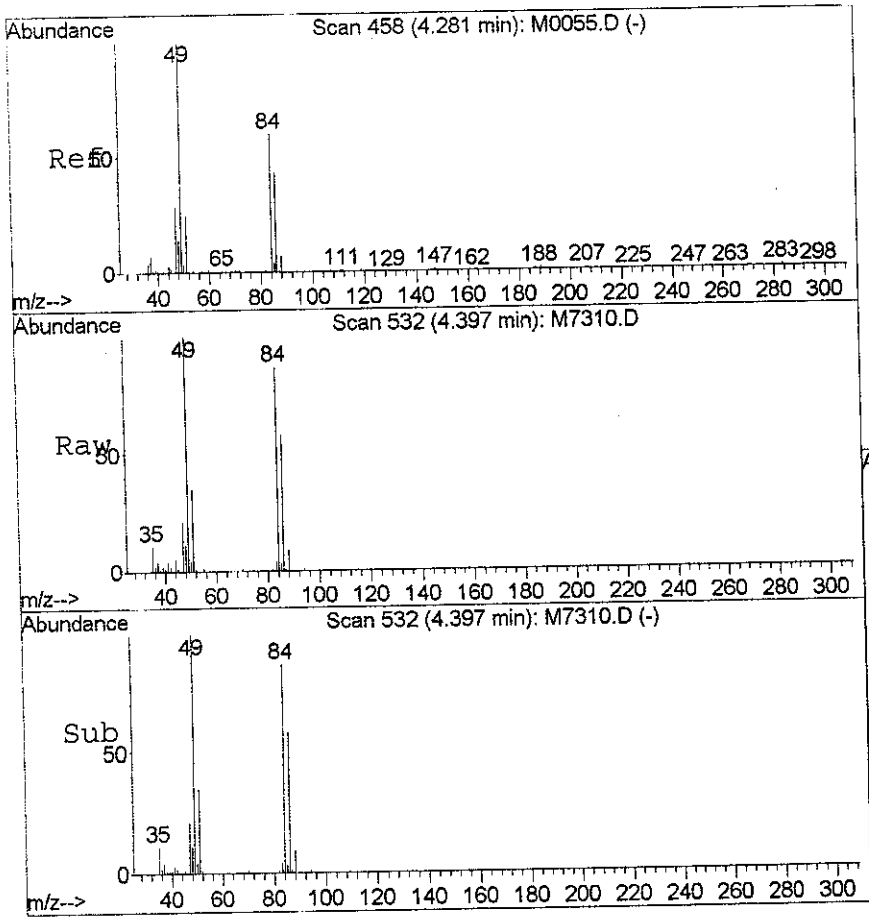

#13
Methylene Chloride
Concen: 11.38 ug/l
RT: 4.40 min Scan# 532
Delta R.T. 0.04 min
Lab File: M7310.D
Acq: 4 Aug 2006 11:57

Tgt Ion: 49 Resp: 48034

Ion	Ratio	Lower	Upper
49	100		
84	86.9	58.4	98.4
86	58.5	30.4	70.4

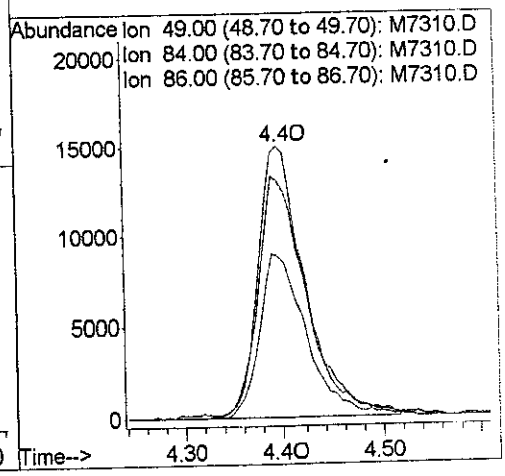

V-184

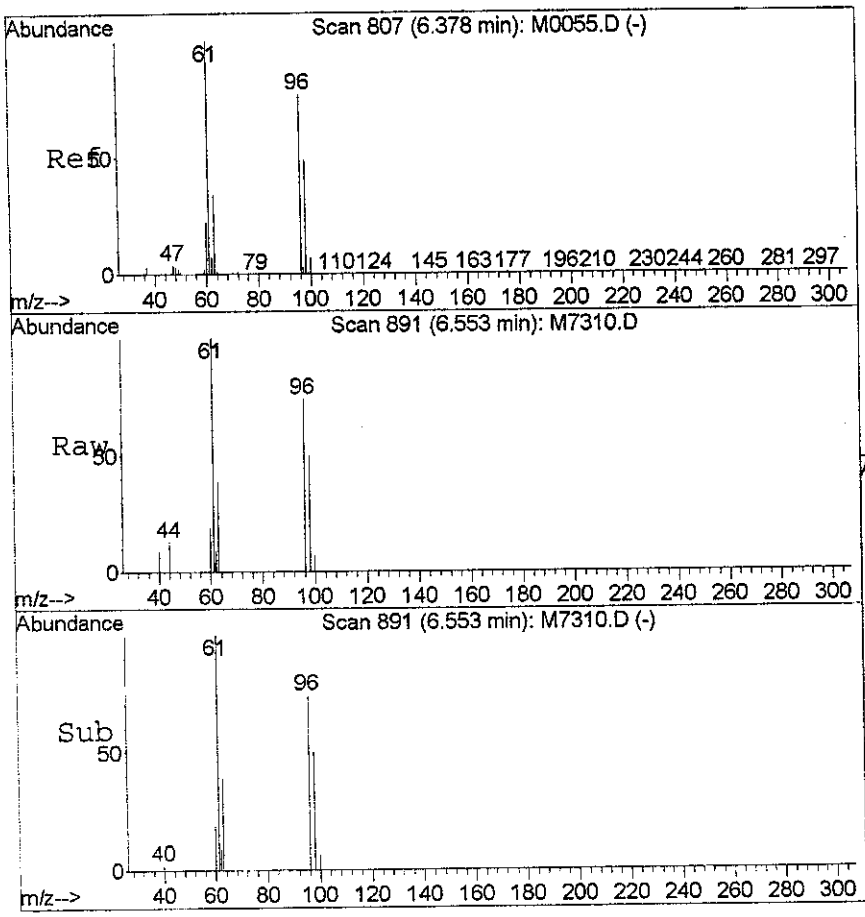

#19
cis-1,2-Dichloroethene
Concen: 1.42 ug/l
RT: 6.55 min Scan# 891
Delta R.T. 0.03 min
Lab File: M7310.D
Acq: 4 Aug 2006 11:57

Tgt Ion: 61 Resp: 6419

Ion	Ratio	Lower	Upper
61	100		
96	73.7	58.8	98.8
98	50.4	31.0	71.0

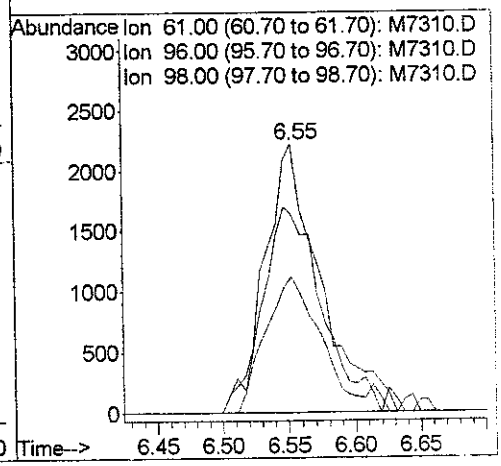

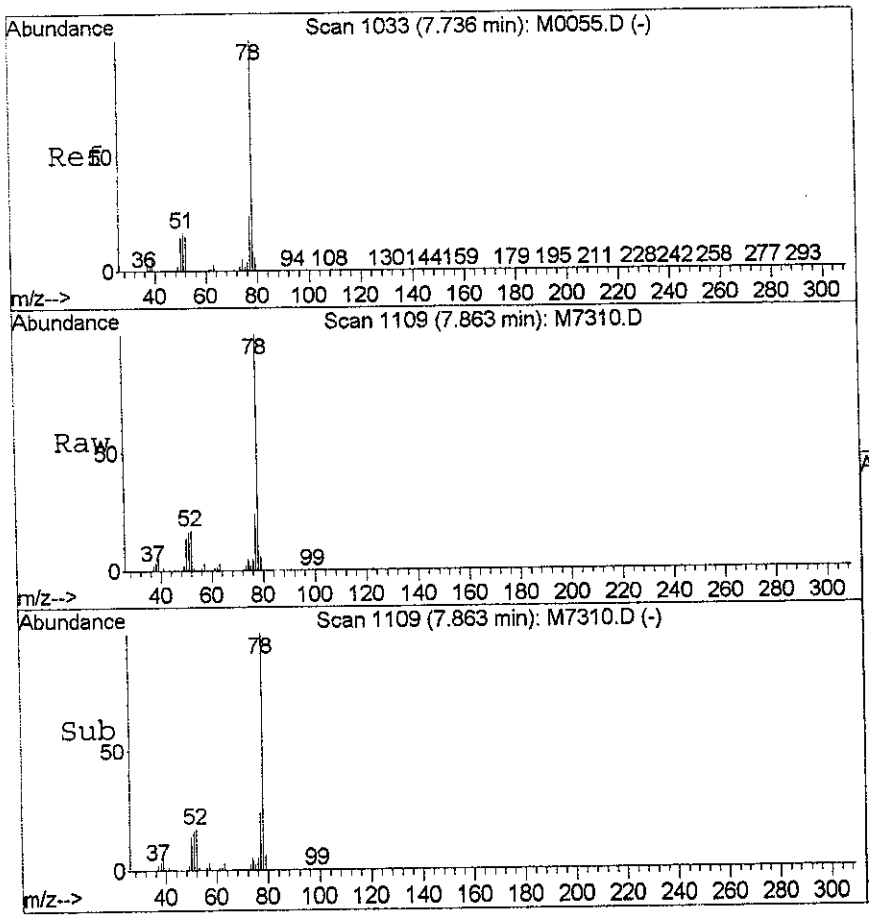

#29
Benzene
Concen: 38.11 ug/l
RT: 7.86 min Scan# 1109
Delta R.T. 0.03 min
Lab File: M7310.D
Acq: 4 Aug 2006 11:57

Tgt Ion: 78 Resp: 495021

Ion	Ratio	Lower	Upper
78	100		
51	16.4	0.0	35.1
52	17.0	0.0	36.3

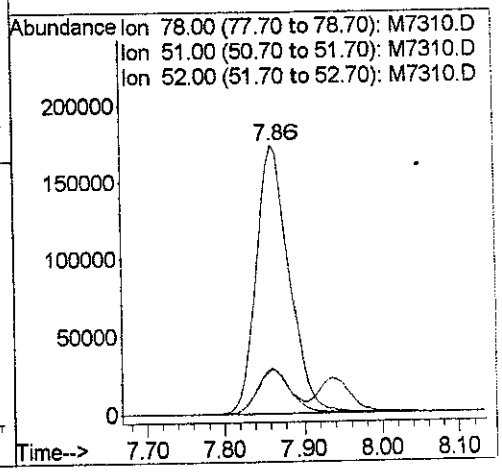

V-185

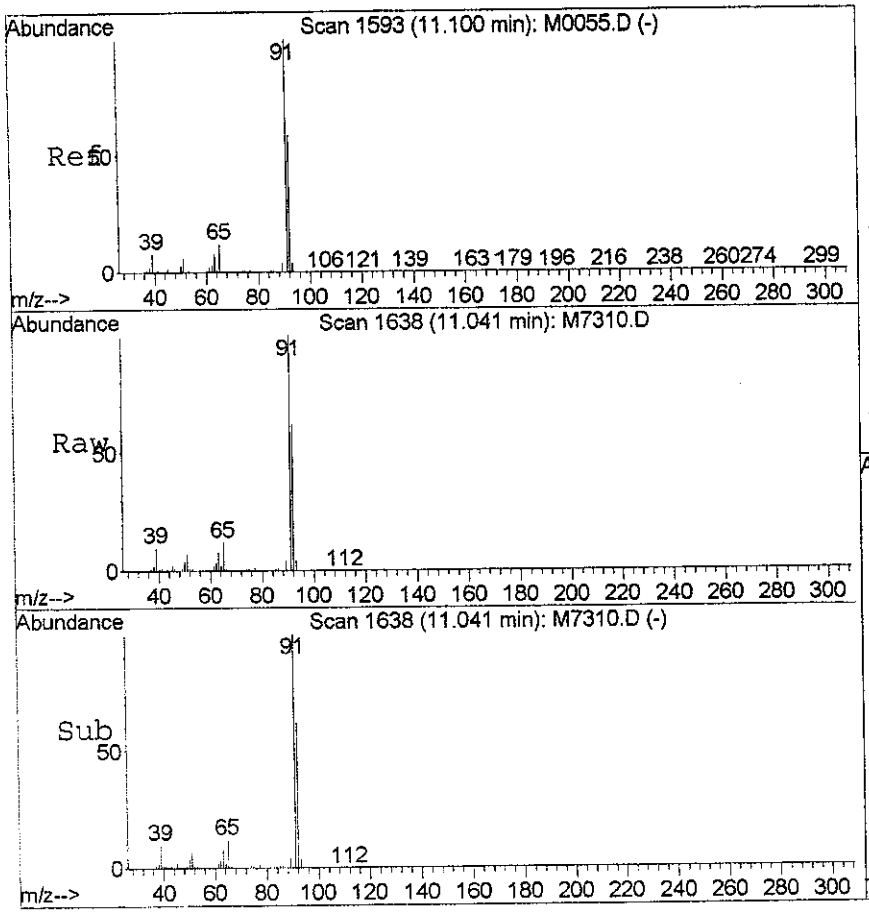

#37
Toluene
Concen: 198.77 ug/l
RT: 11.04 min Scan# 1638
Delta R.T. 0.03 min
Lab File: M7310.D
Acq: 4 Aug 2006 11:57

Tgt Ion: 91 Resp: 2632182

Ion	Ratio	Lower	Upper
91	100		
92	61.6	42.2	82.2

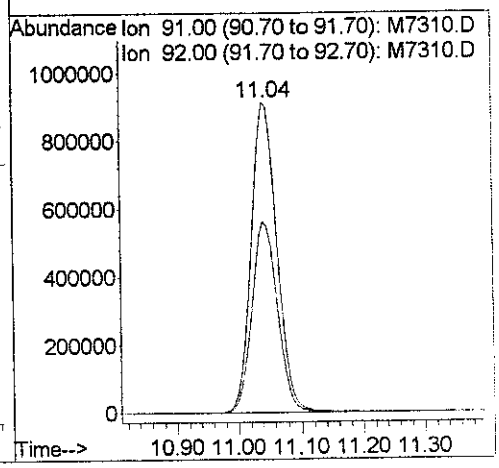

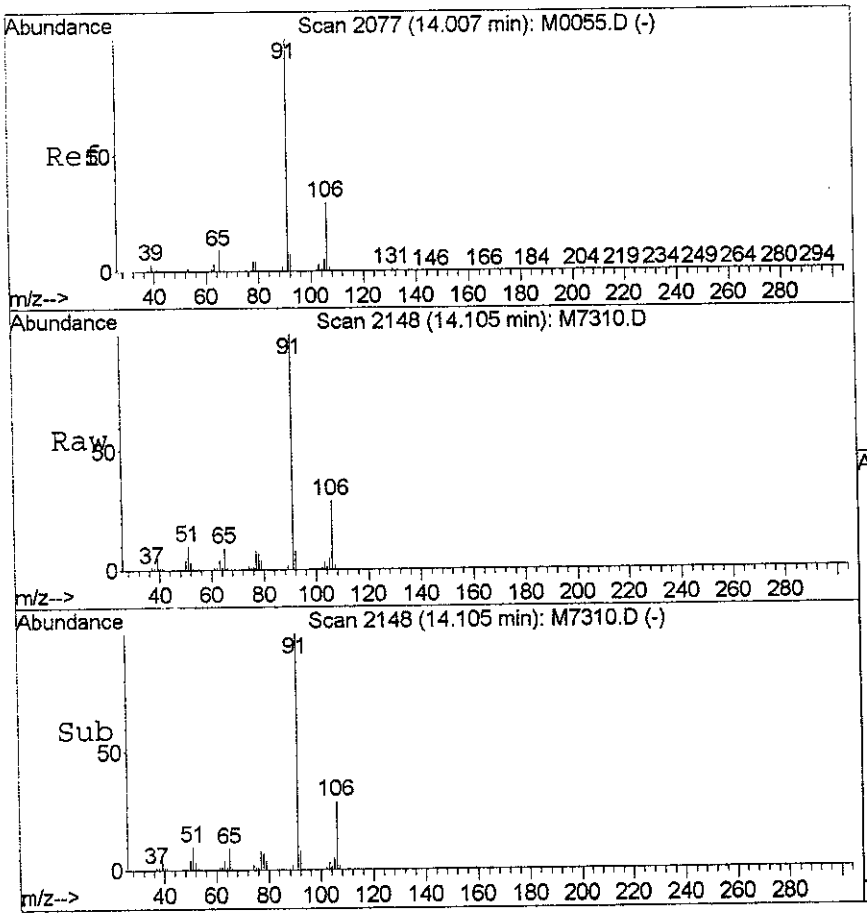

#48
Ethylbenzene
Concen: 40.98 ug/l
RT: 14.10 min Scan# 2148
Delta R.T. 0.05 min
Lab File: M7310.D
Acq: 4 Aug 2006 11:57

Tgt Ion: 91 Resp: 581562

Ion	Ratio	Lower	Upper
91	100		
106	29.3	9.3	49.3

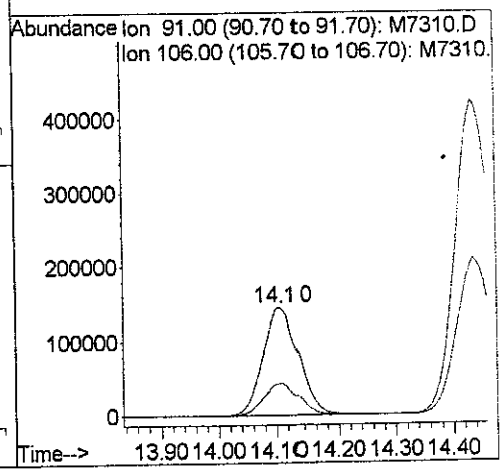

Y-186

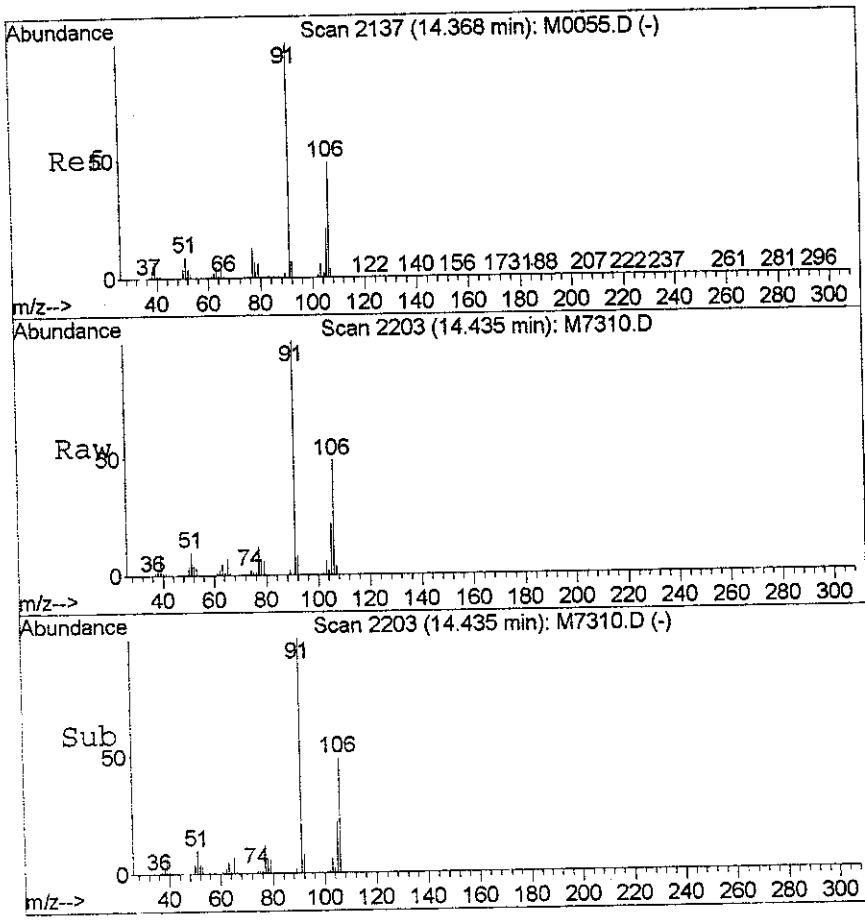

#51
m,p-Xylene
Concen: 178.61 ug/l
RT: 14.43 min Scan# 2203
Delta R.T. 0.05 min
Lab File: . M7310.D
Acq: 4 Aug 2006 11:57

Tgt Ion: 91 Resp: 1849185

Ion	Ratio	Lower	Upper
91	100		
106	49.5	31.3	71.3

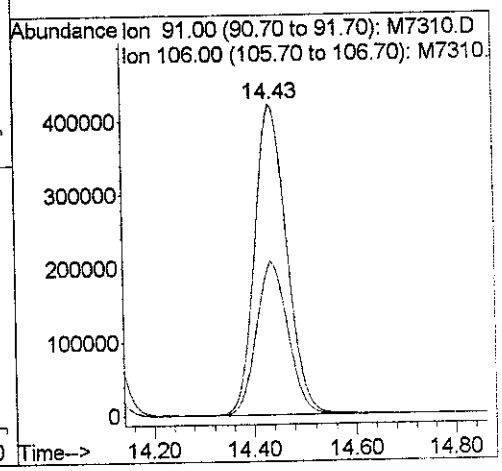

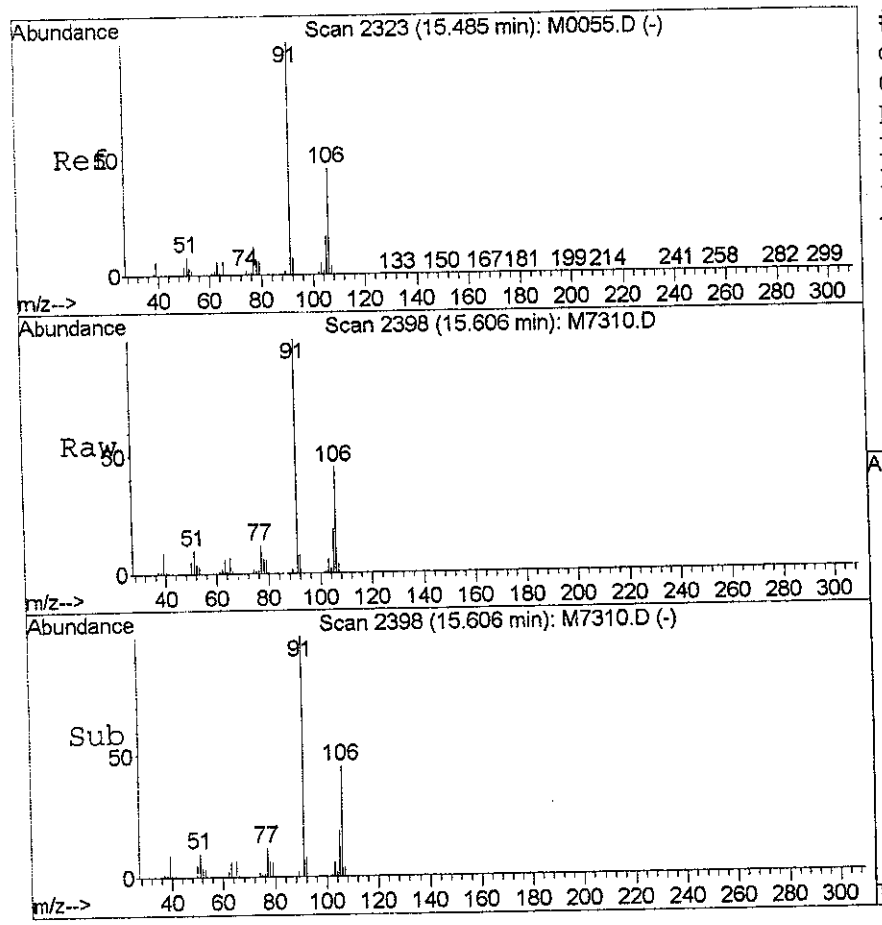

#52
o-Xylene
Concen: 73.45 ug/l
RT: 15.61 min Scan# 2398
Delta R.T. 0.06 min
Lab File: M7310.D
Acq: 4 Aug 2006 11:57

Tgt Ion: 91 Resp: 753814

Ion	Ratio	Lower	Upper
91	100		
106	45.4	27.8	67.8

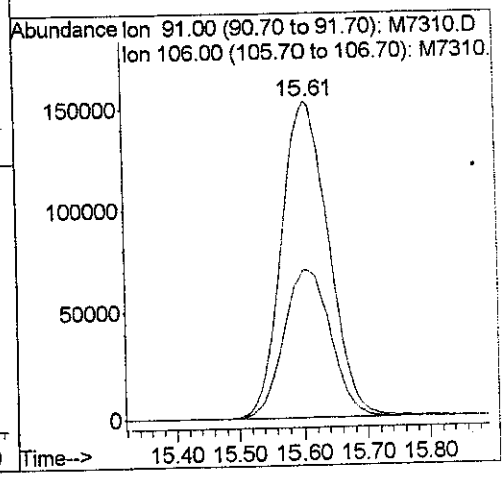

V-187

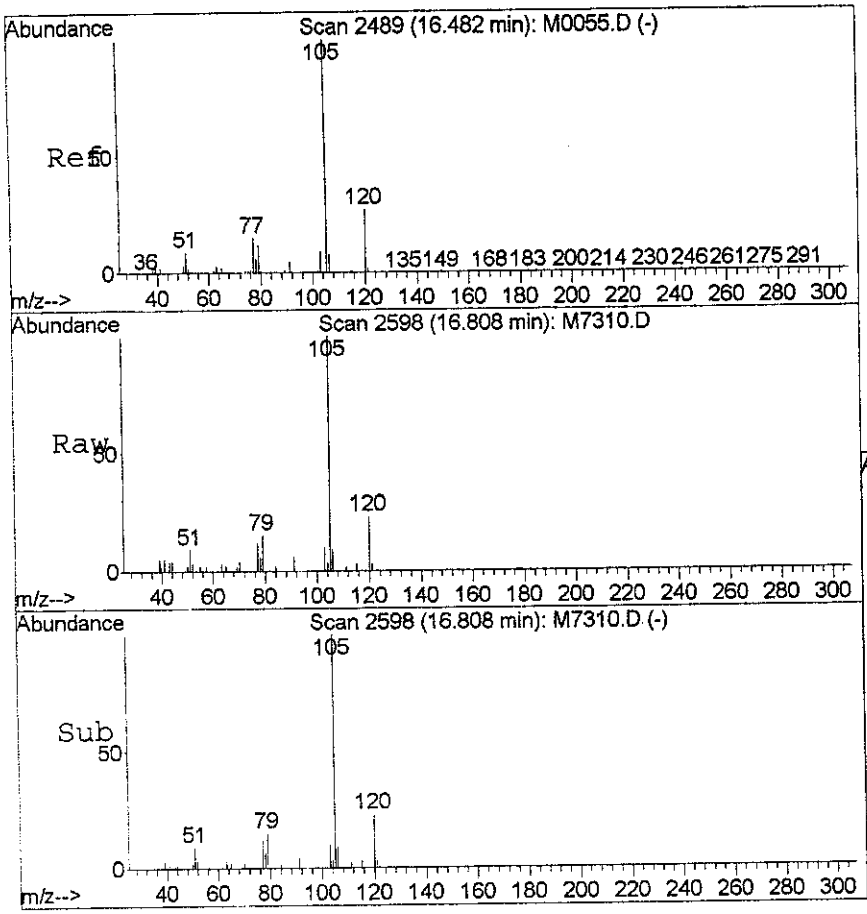

#56
Isopropylbenzene
Concen: 2.42 ug/l
RT: 16.81 min Scan# 2598
Delta R.T. 0.05 min
Lab File: M7310.D
Acq: 4 Aug 2006 11:57

Tgt Ion:105 Resp: 26503

Ion	Ratio	Lower	Upper
105	100		
120	22.9	7.0	47.0

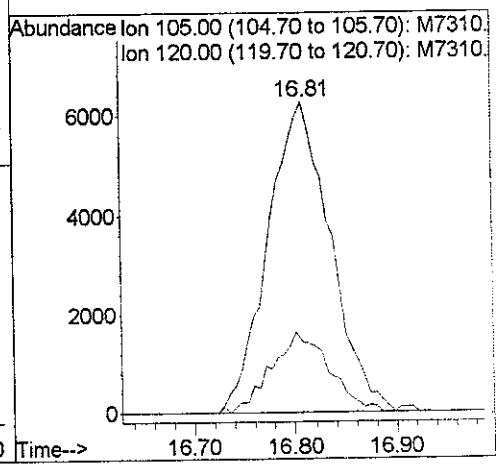

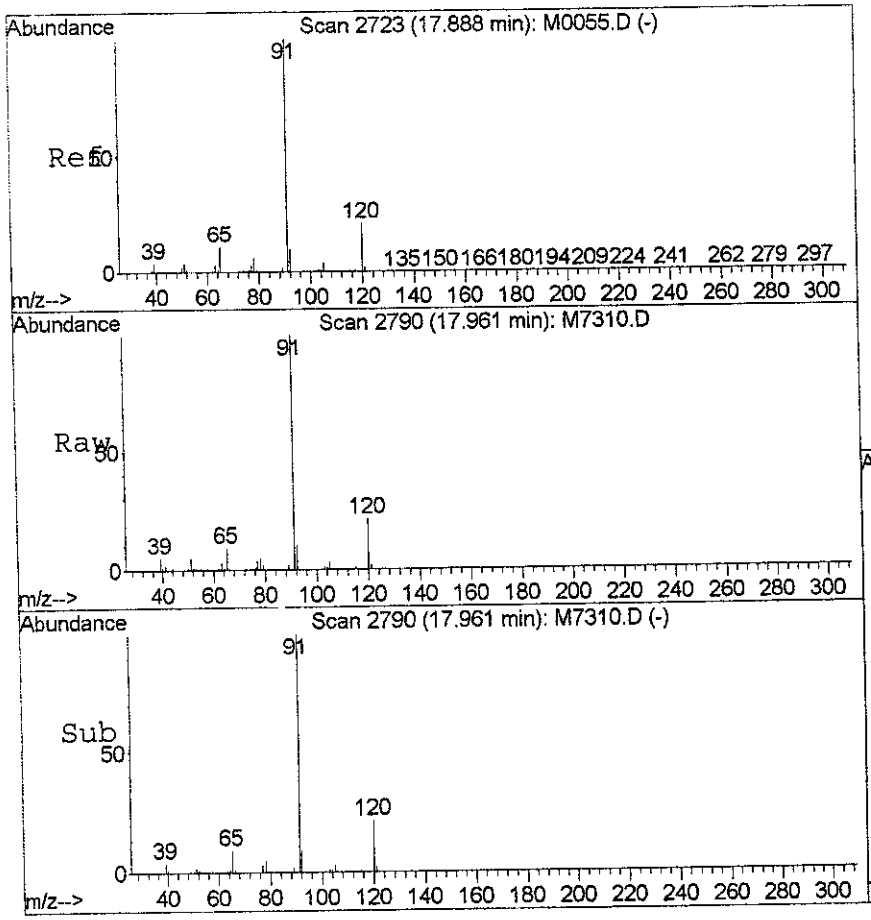

#59
n-Propyl benzene
Concen: 6.66 ug/l
RT: 17.96 min Scan# 2790
Delta R.T. 0.05 min
Lab File: M7310.D
Acq: 4 Aug 2006 11:57

Tgt Ion: 91 Resp: 95389

Ion	Ratio	Lower	Upper
91	100		
120	21.3	0.7	40.7

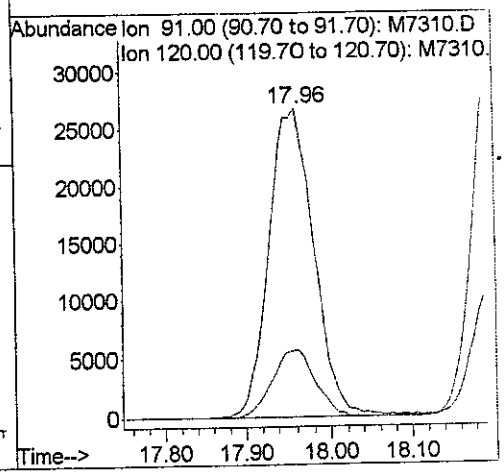

V-188

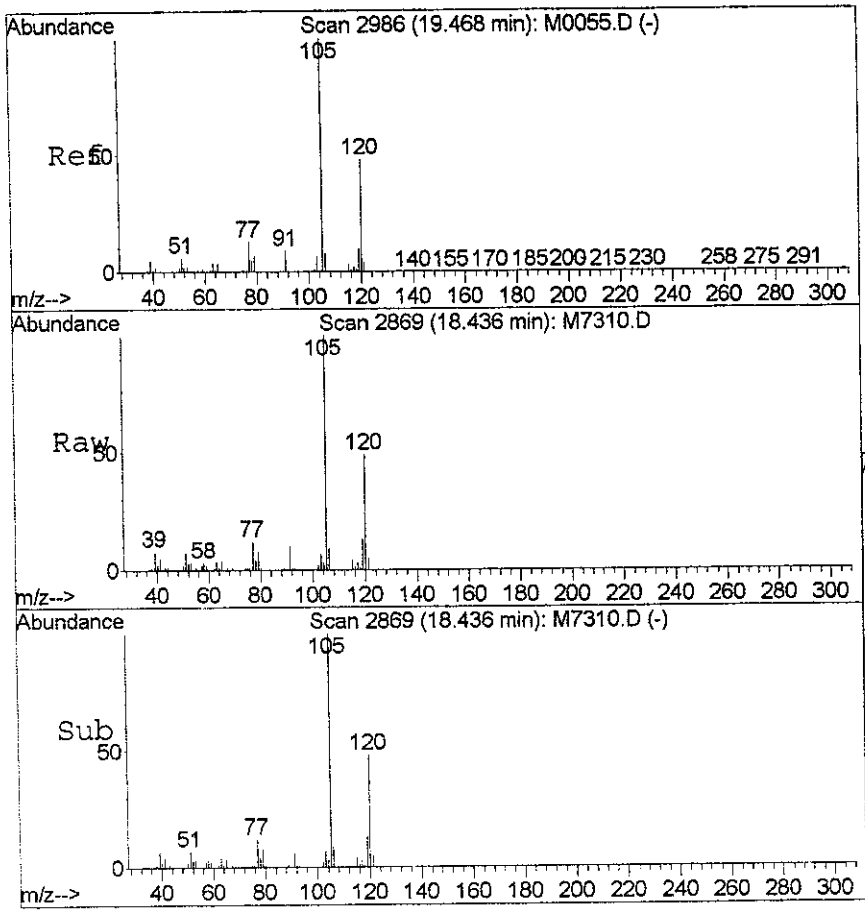

#61
1,3,5-Trimethylbenzene
Concen: 16.59 ug/l
RT: 18.44 min Scan# 2869
Delta R.T. 0.04 min
Lab File: M7310.D
Acq: 4 Aug 2006 11:57

Tgt Ion:105 Resp: 150591

Ion	Ratio	Lower	Upper
105	100		
120	48.8	33.8	73.8

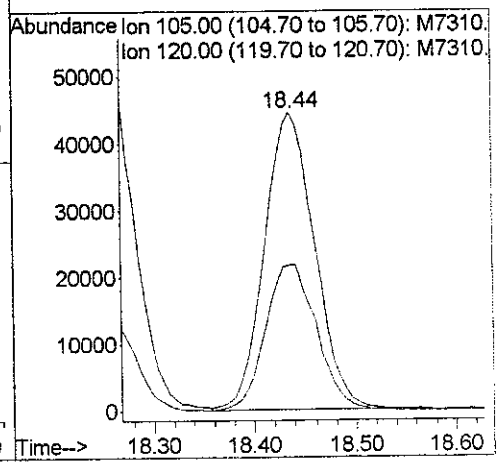

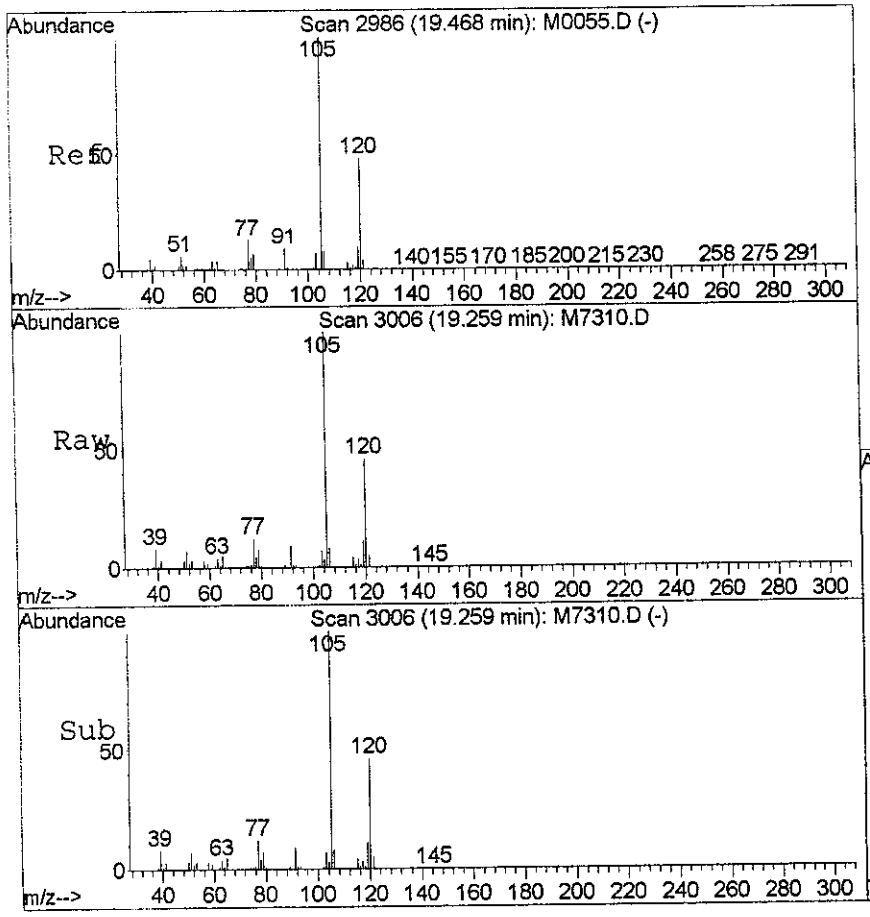

#65
1,2,4-Trimethylbenzene
Concen: 57.12 ug/l
RT: 19.26 min Scan# 3006
Delta R.T. 0.04 min
Lab File: M7310.D
Acq: 4 Aug 2006 11:57

Tgt Ion:105 Resp: 527196

Ion	Ratio	Lower	Upper
105	100		
120	46.4	30.8	70.8
77	12.0	0.0	32.6

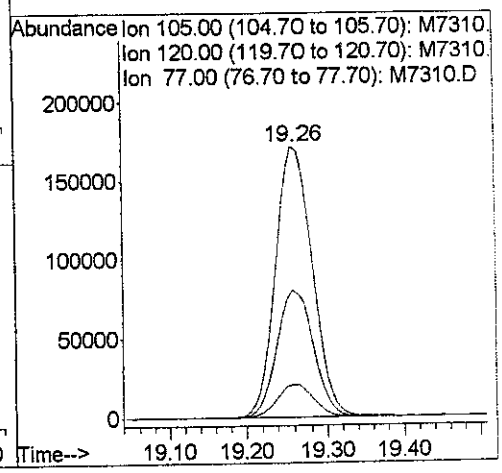

V-189

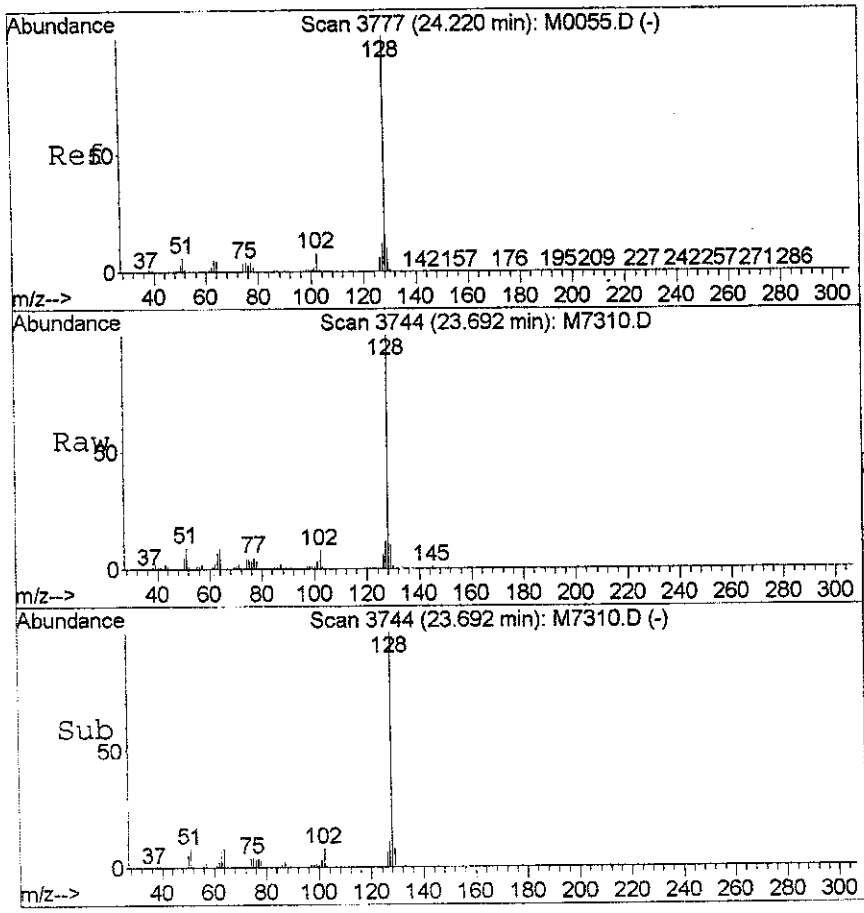

#75
Naphthalene
Concen: 17.94 ug/l
RT: 23.69 min Scan# 3744
Delta R.T. 0.03 min
Lab File: M7310.D
Acq: 4 Aug 2006 11:57

Tgt Ion:128 Resp: 135019

Ion	Ratio	Lower	Upper
128	100		
127	11.9	0.0	32.0
129	9.6	0.0	30.6

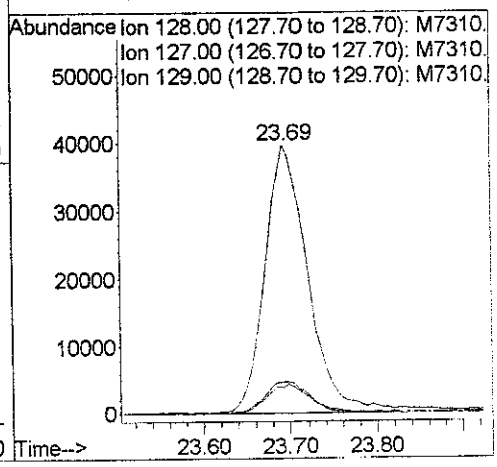

Y-190

Quantitation Report (QT Reviewed)

Data File : D:\M\DATA\AUG06\M0804\M7310.D
Acq On : 4 Aug 2006 11:57
Sample : 0607276
Misc : WATER 2946 MW14
MS Integration Params: rteint.p
Quant Time: Aug 7 10:49 2006

Vial: 2
Operator:
Inst : GC/MS Ins
Multiplr: 1.00
Quant Results File: VM8A0703.RES

Quant Method : D:\M\METHODS\VM8A0703.M (RTE Integrator)
Title : VOA 8260 METHOD
Last Update : Mon Jul 03 13:08:12 2006
Response via : Initial Calibration
DataAcq Meth : VM8A0703

Internal Standards	R.T.	QIon	Response	Conc	Units	Dev(Min)
1) Pentafluorobenzene	7.48	168	200058	50.00	ug/l	0.04
24) 1,4-Difluorobenzene	8.62	114	445610	50.00	ug/l	0.03
43) Chlorobenzene-d5	13.82	117	379546	50.00	ug/l	0.04
55) 1,4-Dichlorobenzene-d4	20.00	152	137754	50.00	ug/l	0.04
System Monitoring Compounds						
25) 1,2-Dichloroethane-d4	7.93	65	153832	48.54	ug/l	0.03
Spiked Amount 50.000	Range 76 - 114		Recovery = 97.08%			
36) Toluene-d8	10.93	98	477819	49.77	ug/l	0.03
Spiked Amount 50.000	Range 88 - 110		Recovery = 99.54%			
42) Bromofluorobenzene	17.38	95	168875	47.36	ug/l	0.05
Spiked Amount 50.000	Range 86 - 115		Recovery = 94.72%			
Target Compounds						Qvalue
4) Acetone	3.75	43	5214	4.47	ug/l	73
13) Methylene Chloride	4.40	49	48034	11.38	ug/l	90
19) cis-1,2-Dichloroethene	6.55	61	6419	1.42	ug/l	96
29) Benzene	7.86	78	495021	38.11	ug/l	98
37) Toluene	11.04	91	2632182	198.77	ug/l	99
48) Ethylbenzene	14.10	91	581562	40.98	ug/l	100
51) m,p-Xylene	14.43	91	1849185	178.61	ug/l	97
52) o-Xylene	15.61	91	753814	73.45	ug/l	96
56) Isopropylbenzene	16.81	105	26503	2.42	ug/l	92
59) n-Propyl benzene	17.96	91	95389	6.66	ug/l	99
61) 1,3,5-Trimethylbenzene	18.44	105	150591	16.59	ug/l	93
65) 1,2,4-Trimethylbenzene	19.26	105	527196	57.12	ug/l	95
75) Naphthalene	23.69	128	135019	17.94	ug/l	99

(#) = qualifier out of range (m) = manual integration

V-191

Quantitation Report

Data File : D:\D\DATA\AUG06\D0809\D4536.D
Acq On : 9 Aug 2006 14:32
Sample : 0607277
Misc : WATER 2946 MW15
MS Integration Params: rteint.p
Quant Time: Aug 10 11:18 2006

Vial: 10
Operator:
Inst : GC/MS Ins
Multiplr: 1.00

Quant Results File: VD8A0809.R

Method : D:\D\METHODS\VD8A0809.M (RTE Integrator)
Title : VOA 8260 METHOD
Last Update : Wed Aug 09 13:03:45 2006
Response via : Initial Calibration



V-192

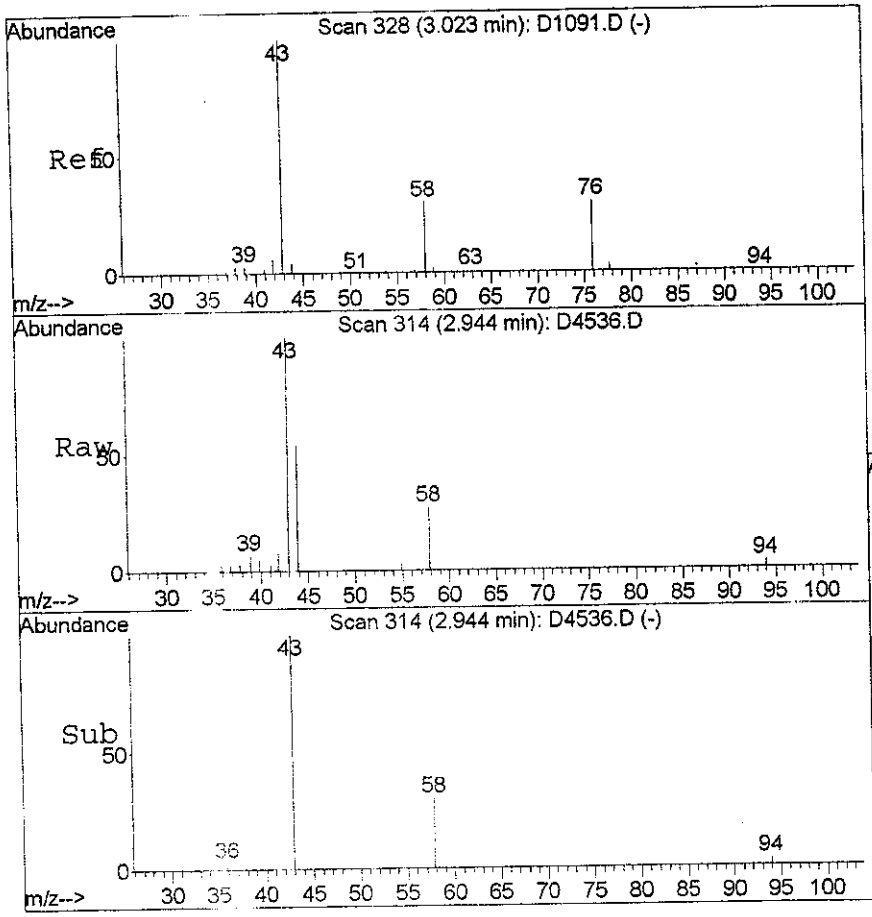

#4
Acetone
Concen: 10.08 ug/l
RT: 2.94 min Scan# 314
Delta R.T. -0.14 min
Lab File: D4536.D
Acq: 9 Aug 2006 14:32

Tgt Ion: 43 Resp: 36066

Ion	Ratio	Lower	Upper
43	100		
58	26.6	8.5	48.5

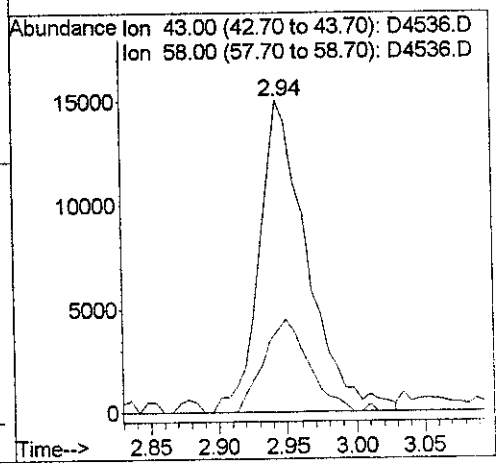

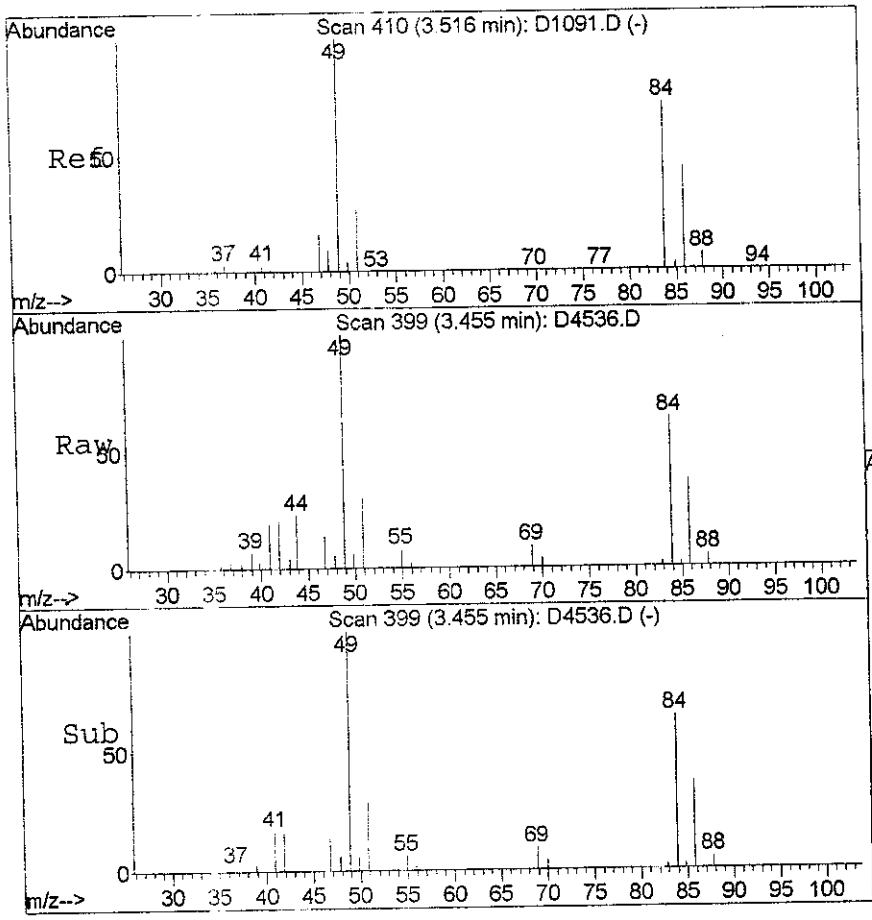

#13
Methylene Chloride
Concen: 5.00 ug/l
RT: 3.46 min Scan# 399
Delta R.T. 0.01 min
Lab File: D4536.D
Acq: 9 Aug 2006 14:32

Tgt Ion: 49 Resp: 73126

Ion	Ratio	Lower	Upper
49	100		
84	63.5	58.1	98.1
86	37.2	31.7	71.7

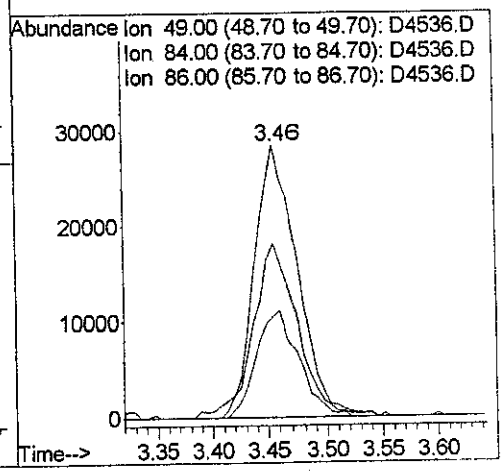

Y-193

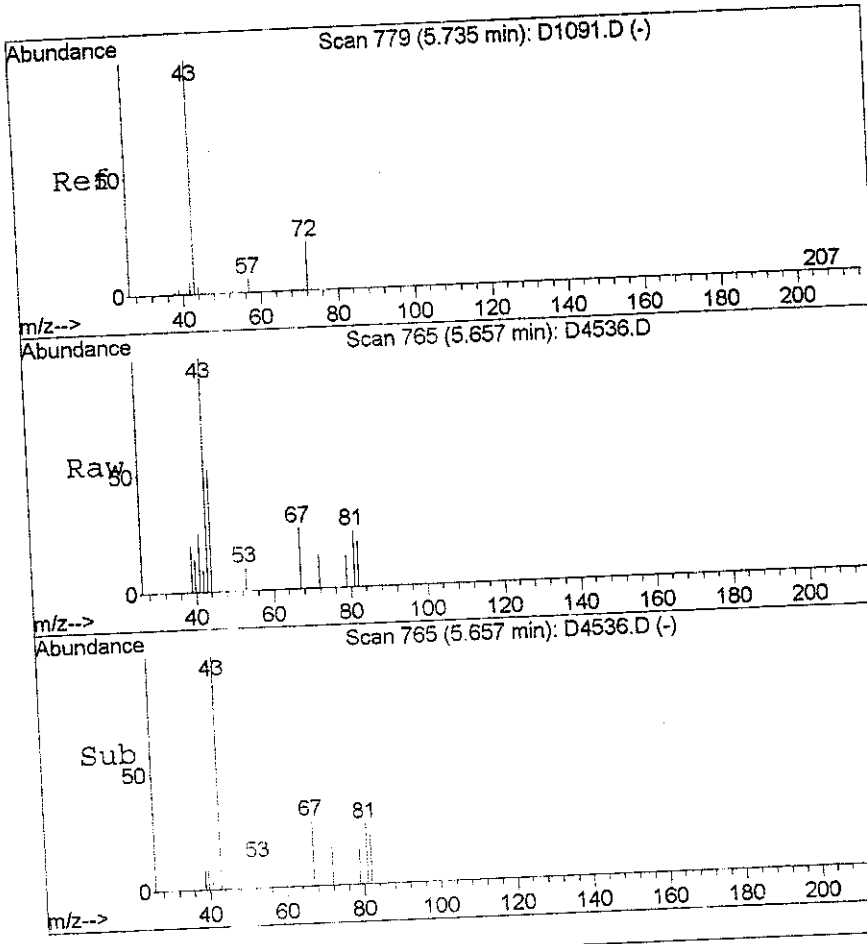

#18
2-Butanone
Concen: 4.86 ug/l
RT: 5.66 min Scan# 765
Delta R.T. -0.03 min
Lab File: D4536.D
Acq: 9 Aug 2006 14:32

Tgt Ion: 43 Resp: 25008

Ion	Ratio	Lower	Upper
43	100		
72	14.2	4.0	44.0

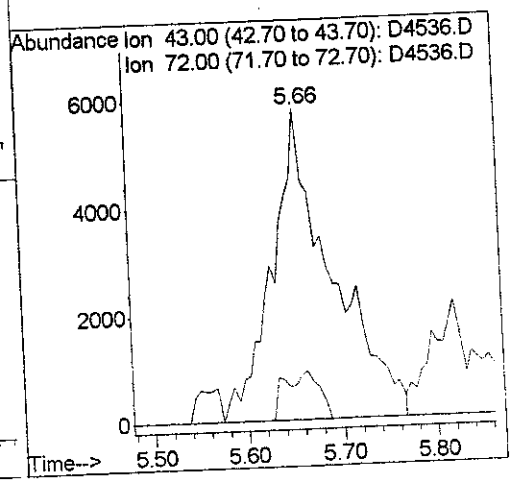

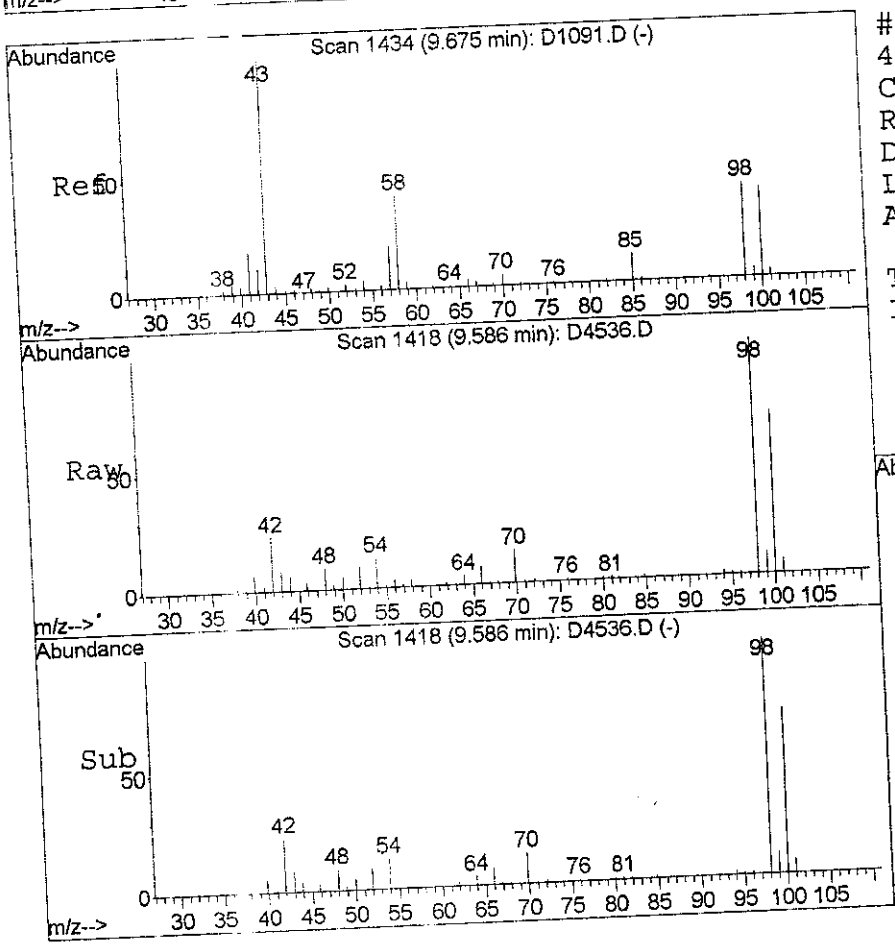

#40
4-Methyl-2-pentanone
Concen: 2.03 ug/l
RT: 9.59 min Scan# 1418
Delta R.T. -0.01 min
Lab File: D4536.D
Acq: 9 Aug 2006 14:32

Tgt Ion: 43 Resp: 18487

Ion	Ratio	Lower	Upper
43	100		
58	34.1	18.8	58.8
85	8.5	0.0	32.3

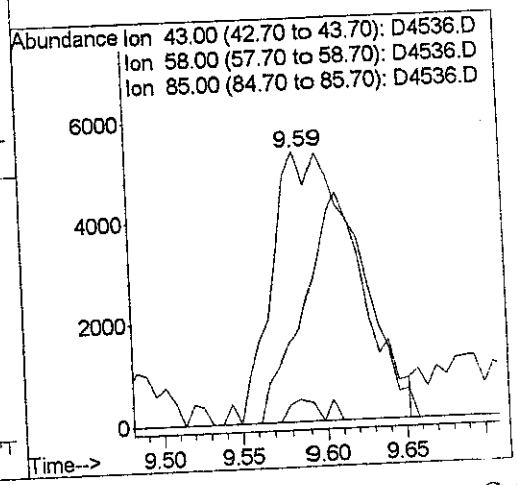

V-194

D4536.D VD8A0809.M Tue Aug 15 10:10:05 2006

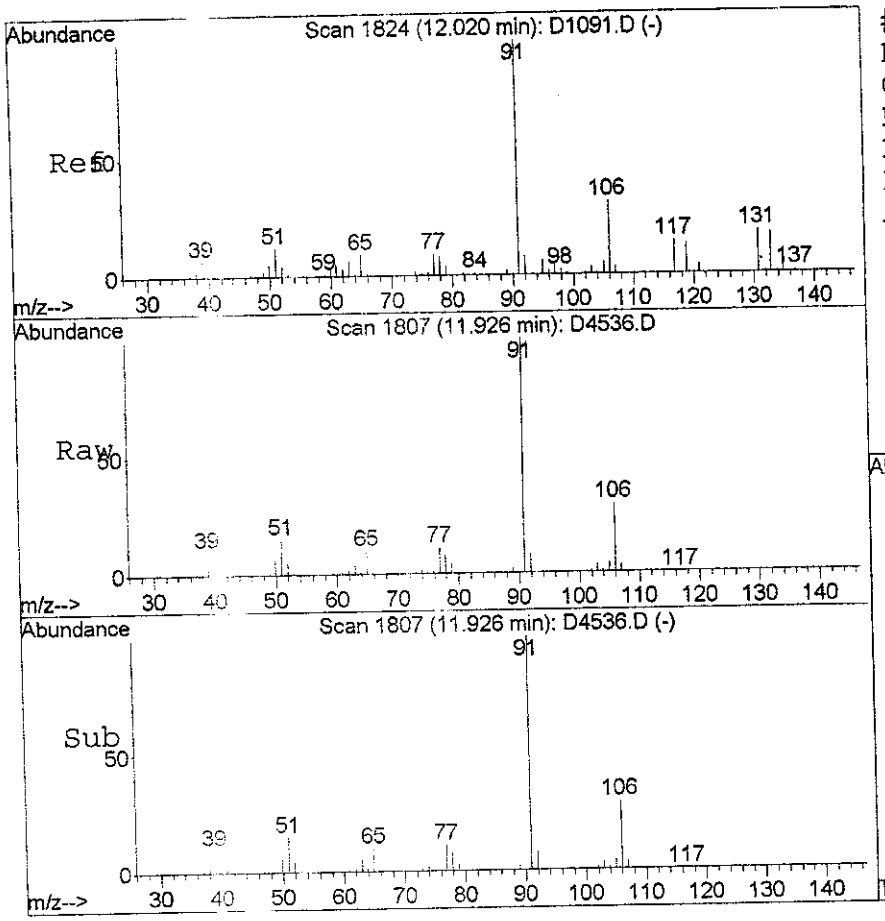

#48
Ethylbenzene
Concen: 14.03 ug/l
RT: 11.93 min Scan# 1807
Delta R.T. -0.00 min
Lab File: D4536.D
Acq: 9 Aug 2006 14:32

Tgt Ion: 91 Resp: 291664

Ion	Ratio	Lower	Upper
91	100		
106	29.2	12.2	52.2

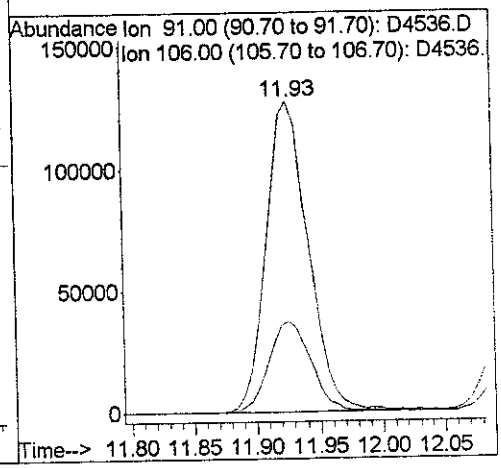

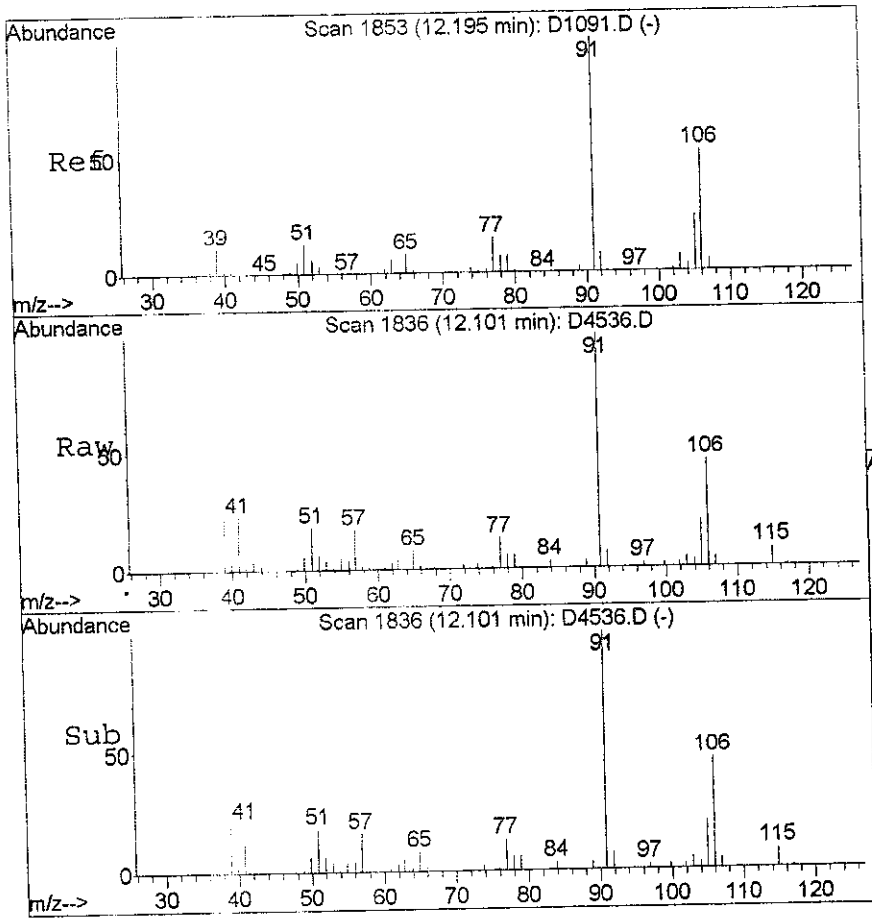

#51
m,p-Xylene
Concen: 5.75 ug/l
RT: 12.10 min Scan# 1836
Delta R.T. -0.00 min
Lab File: D4536.D
Acq: 9 Aug 2006 14:32

Tgt Ion: 91 Resp: 86026

Ion	Ratio	Lower	Upper
91	100		
106	46.0	33.5	73.5

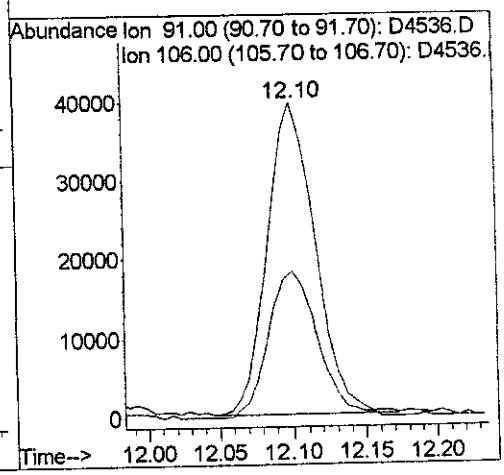

V-195

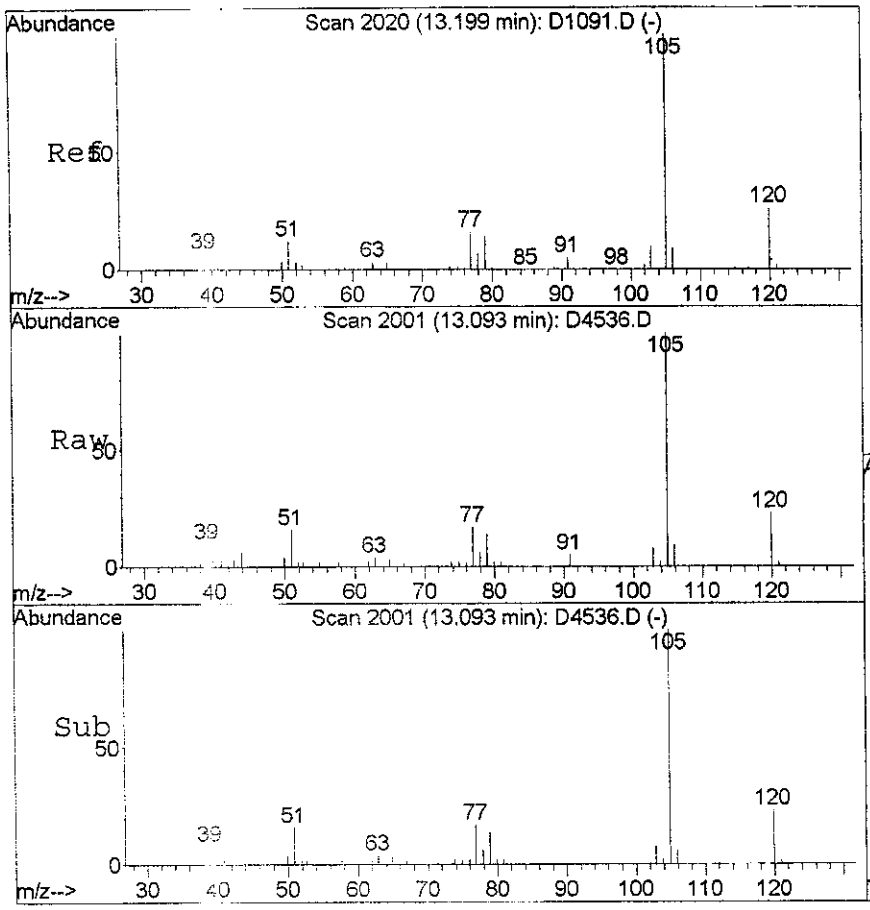

#56
Isopropylbenzene
Concen: 2.64 ug/l
RT: 13.09 min Scan# 2001
Delta R.T. -0.01 min
Lab File: D4536.D
Acq: 9 Aug 2006 14:32

Tgt Ion:105 Resp: 45478

Ion	Ratio	Lower	Upper
105	100		
120	23.3	6.5	46.5

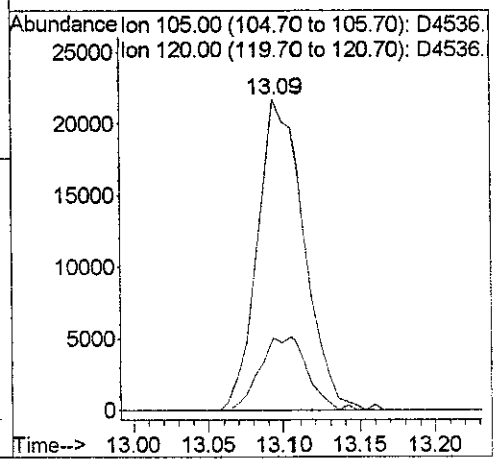

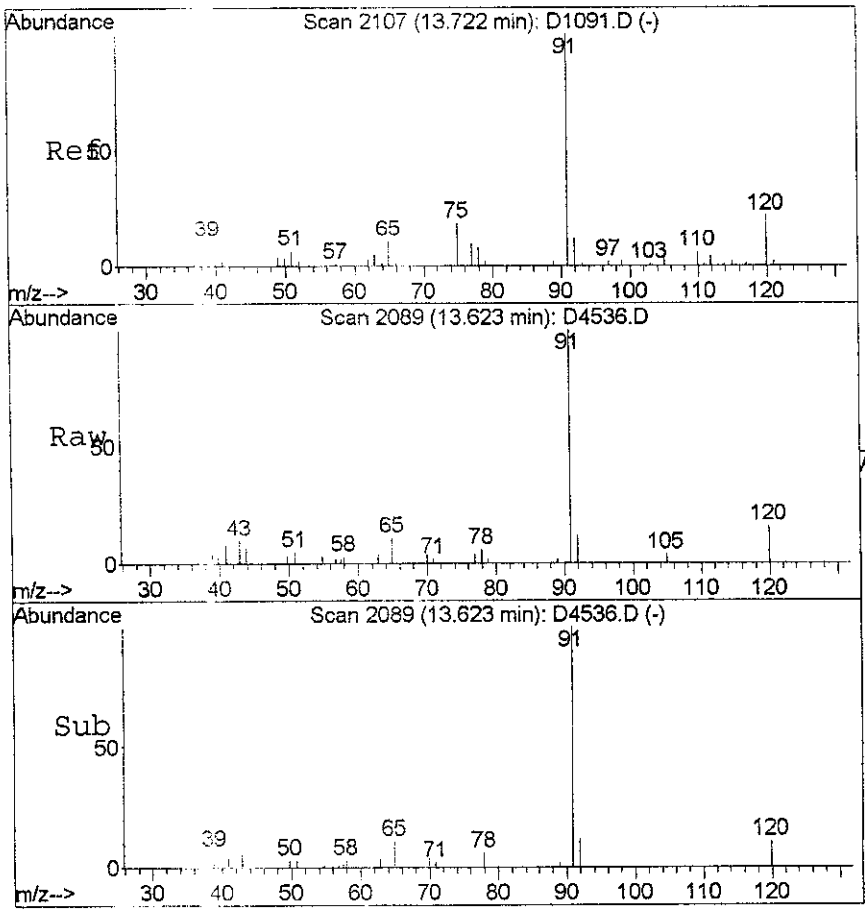

#59
n-Propyl benzene
Concen: 1.78 ug/l
RT: 13.62 min Scan# 2089
Delta R.T. -0.00 min
Lab File: D4536.D
Acq: 9 Aug 2006 14:32

Tgt Ion: 91 Resp: 42767

Ion	Ratio	Lower	Upper
91	100		
120	16.4	1.3	41.3

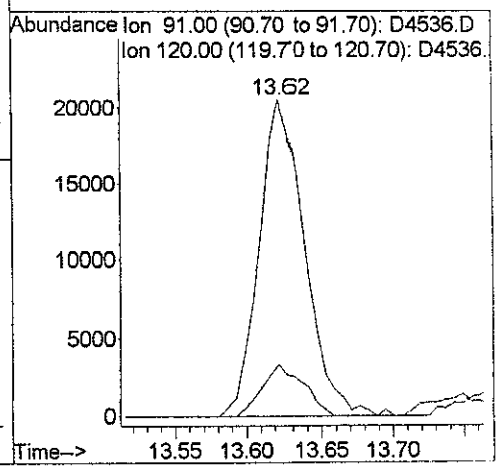

V-196

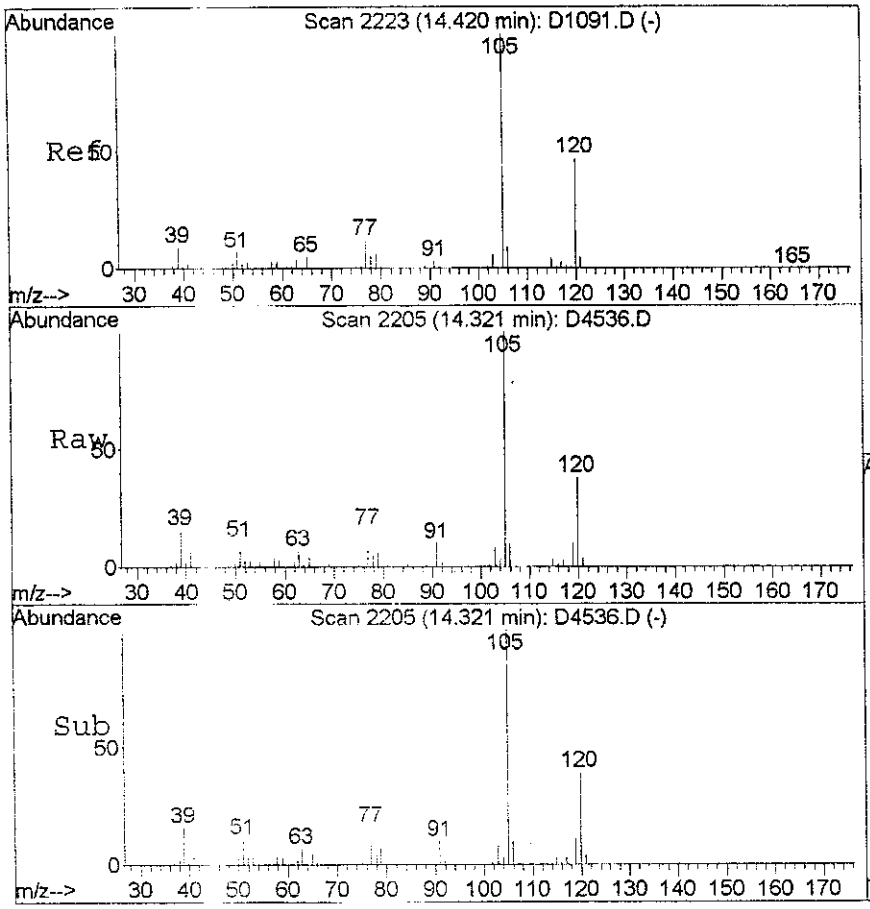

#65
1,2,4-Trimethylbenzene
Concen: 5.56 ug/l
RT: 14.32 min Scan# 2205
Delta R.T. 0.00 min
Lab File: D4536.D
Acq: 9 Aug 2006 14:32

Tgt Ion:105 Resp: 80799

Ion	Ratio	Lower	Upper
105	100		
120	38.3	27.9	67.9
77	15.8	0.0	33.4

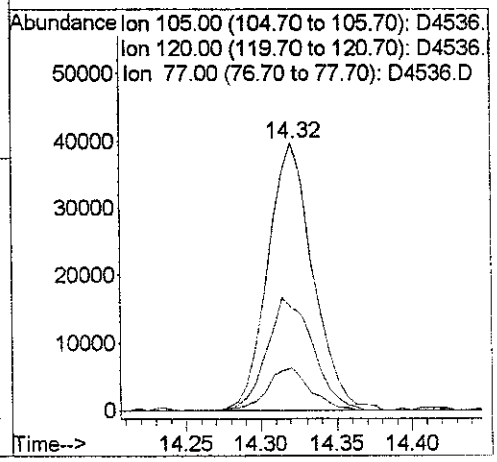

Y-190

Quantitation Report (QT Reviewed)

Data File : D:\D\DATA\AUG06\D0809\D4536.D
Acq On : 9 Aug 2006 14:32
Sample : 0607277
Misc : WATER 2946 MW15
MS Integration Params: rteint.p
Quant Time: Aug 10 11:18 2006

Vial: 10
Operator:
Inst : GC/MS Ins
Multiplr: 1.00
Quant Results File: VD8A0809.RES

Quant Method : D:\D\METHODS\VD8A0809.M (RTE Integrator)
Title : VOA 8260 METHOD
Last Update : Wed Aug 09 13:03:45 2006
Response via : Initial Calibration
DataAcq Meth : VD8A0809

Internal Standards	R.T.	QIon	Response	Conc	Units	Dev(Min)
1) Pentafluorobenzene	6.45	168	330798	50.00	ug/l	-0.16
24) 1,4-Difluorobenzene	7.50	114	668181	50.00	ug/l	0.00
43) Chlorobenzene-d5	11.75	117	545212	50.00	ug/l	0.00
55) 1,4-Dichlorobenzene-d4	14.76	152	238585	50.00	ug/l	0.00
System Monitoring Compounds						
25) 1,2-Dichloroethane-d4	6.83	65	262175	49.44	ug/l	0.00
Spiked Amount 50.000	Range 76 - 114		Recovery = 98.88%			
36) Toluene-d8	9.62	98	771835	47.97	ug/l	0.00
Spiked Amount 50.000	Range 88 - 110		Recovery = 95.94%			
42) Bromofluorobenzene	13.33	95	287778	47.61	ug/l	0.00
Spiked Amount 50.000	Range 86 - 115		Recovery = 95.22%			
Target Compounds						Qvalue
4) Acetone	2.94	43	36066	10.08	ug/l	96
13) Methylene Chloride	3.46	49	73126	5.00	ug/l	82
18) 2-Butanone	5.66	43	25008	4.86	ug/l	80
40) 4-Methyl-2-pentanone	9.59	43	18487	2.03	ug/l	92
48) Ethylbenzene	11.93	91	291664	14.03	ug/l	95
51) m,p-Xylene	12.10	91	86026	5.75	ug/l	89
56) Isopropylbenzene	13.09	105	45478	2.64	ug/l	94
59) n-Propyl benzene	13.62	91	42767	1.78	ug/l	90
65) 1,2,4-Trimethylbenzene	14.32	105	80799	5.56	ug/l	88

(#) = qualifier out of range (m) = manual integration

V-198

Quantitation Report

Data File : D:\D\DATA\AUG06\D0809\D4537.D
Acq On : 9 Aug 2006 15:05
Sample : 0607278
Misc : WATER 2946 MW16
MS Integration Params: rteint.p
Quant Time: Aug 10 11:19 2006

Vial: 11
Operator:
Inst : GC/MS Ins
Multiplr: 1.00

Quant Results File: VD8A0809.R

Method : D:\D\METHODS\VD8A0809.M (RTE Integrator)
Title : VOA 8260 METHOD
Last Update : Wed Aug 09 13:03:45 2006
Response via : Initial Calibration



V-199

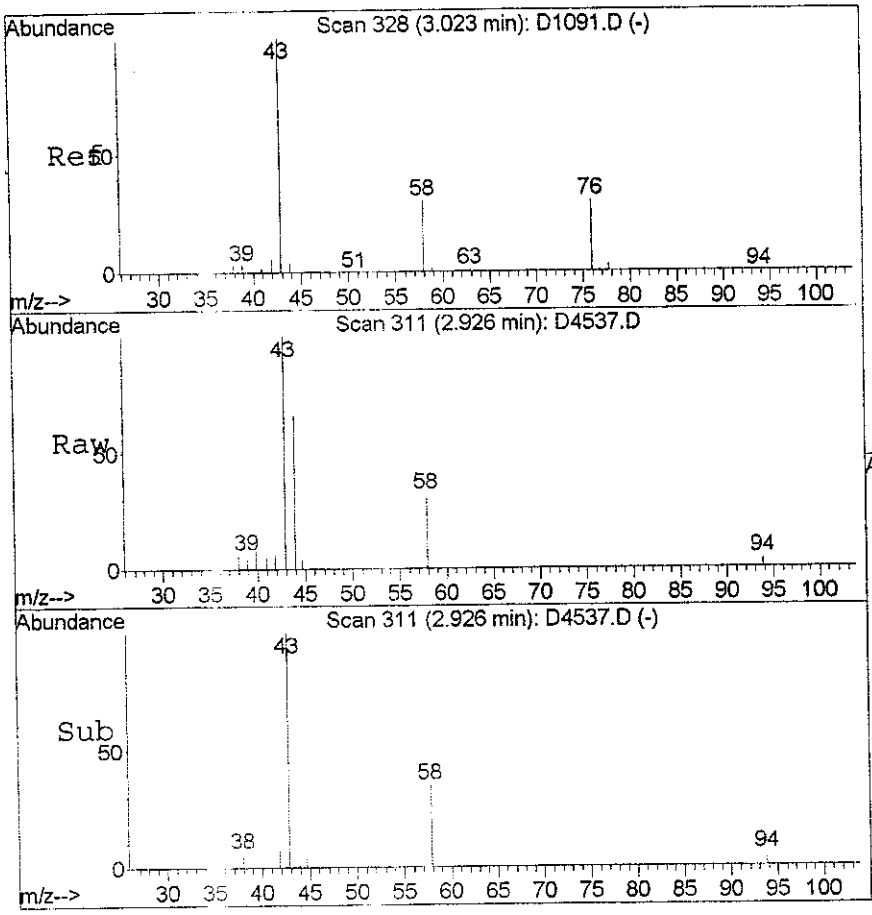

#4
Acetone
Concen: 6.51 ug/l
RT: 2.93 min Scan# 311
Delta R.T. -0.16 min
Lab File: D4537.D
Acq: 9 Aug 2006 15:05

Tgt Ion: 43 Resp: 24310

Ion	Ratio	Lower	Upper
43	100		
58	32.3	8.5	48.5

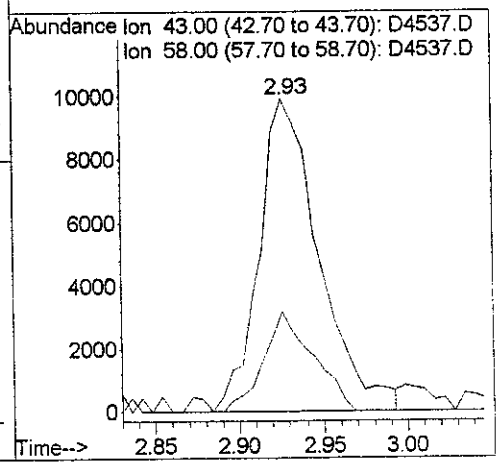

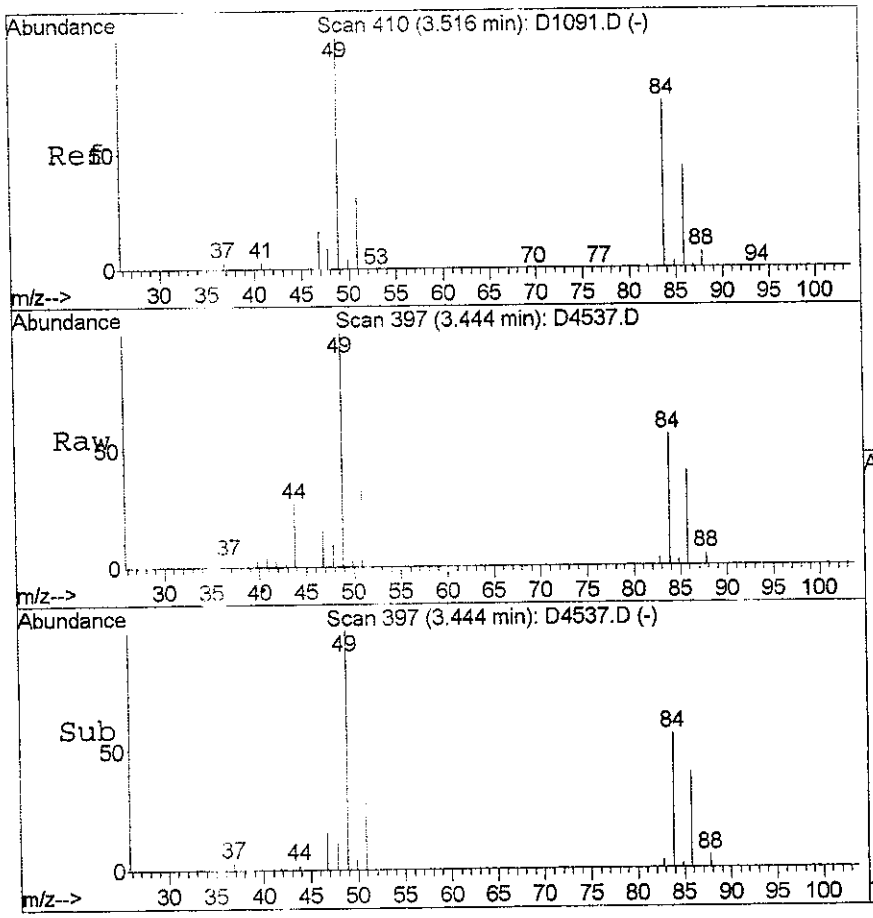

#13
Methylene Chloride
Concen: 3.92 ug/l
RT: 3.44 min Scan# 397
Delta R.T. -0.00 min
Lab File: D4537.D
Acq: 9 Aug 2006 15:05

Tgt Ion: 49 Resp: 59936

Ion	Ratio	Lower	Upper
49	100		
84	56.1	58.1	98.1#
86	40.0	31.7	71.7

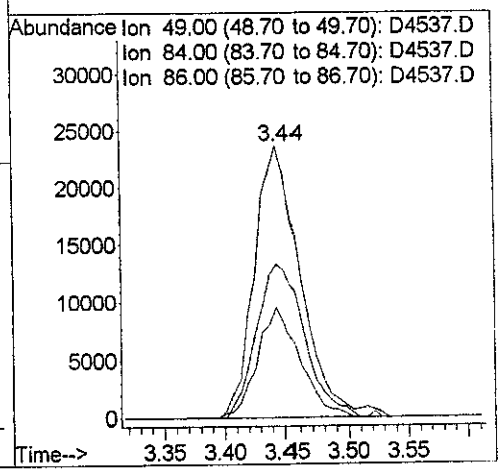

Y-200

Quantitation Report (QT Reviewed)

Data File : D:\D\DATA\AUG06\D0809\D4537.D
Acq On : 9 Aug 2006 15:05
Sample : 0607278
Misc : WATER 2946 MW16
MS Integration Params: rteint.p
Quant Time: Aug 10 11:19 2006

Vial: 11
Operator:
Inst : GC/MS Ins
Multiplr: 1.00

Quant Results File: VD8A0809.RES

Quant Method : D:\D\METHODS\VD8A0809.M (RTE Integrator)
Title : VOA 8260 METHOD
Last Update : Wed Aug 09 13:03:45 2006
Response via : Initial Calibration
DataAcq Meth : VD8A0809

Internal Standards	R.T.	QIon	Response	Conc	Units	Dev(Min)
1) Pentafluorobenzene	6.41	168	345293	50.00	ug/l	-0.19
24) 1,4-Difluorobenzene	7.47	114	677311	50.00	ug/l	-0.04
43) Chlorobenzene-d5	11.75	117	550813	50.00	ug/l	0.00
55) 1,4-Dichlorobenzene-d4	14.76	152	237109	50.00	ug/l	0.00
System Monitoring Compounds						
25) 1,2-Dichloroethane-d4	6.79	65	270924	50.40	ug/l	-0.04
Spiked Amount 50.000	Range 76 - 114		Recovery = 100.80%			
36) Toluene-d8	9.60	98	780125	47.84	ug/l	-0.02
Spiked Amount 50.000	Range 88 - 110		Recovery = 95.68%			
42) Bromofluorobenzene	13.33	95	289836	47.30	ug/l	0.00
Spiked Amount 50.000	Range 86 - 115		Recovery = 94.60%			
Target Compounds						Qvalue
4) Acetone	2.93	43	24310	6.51	ug/l	93
13) Methylene Chloride	3.44	49	59936	3.92	ug/l #	78

(#) = qualifier out of range (m) = manual integration

V-801

Quantitation Report

Data File : D:\D\DATA\AUG06\D0809\D4538.D
Acq On : 9 Aug 2006 15:38
Sample : 0607279
Misc : WATER 2946 MW17
MS Integration Params: rteint.p
Quant Time: Aug 10 11:21 2006

Vial: 12
Operator:
Inst : GC/MS Ins
Multiplr: 1.00

Quant Results File: VD8A0809.R

Method : D:\D\METHODS\VD8A0809.M (RTE Integrator)
Title : VOA 8260 METHOD
Last Update : Wed Aug 09 13:03:45 2006
Response via : Initial Calibration

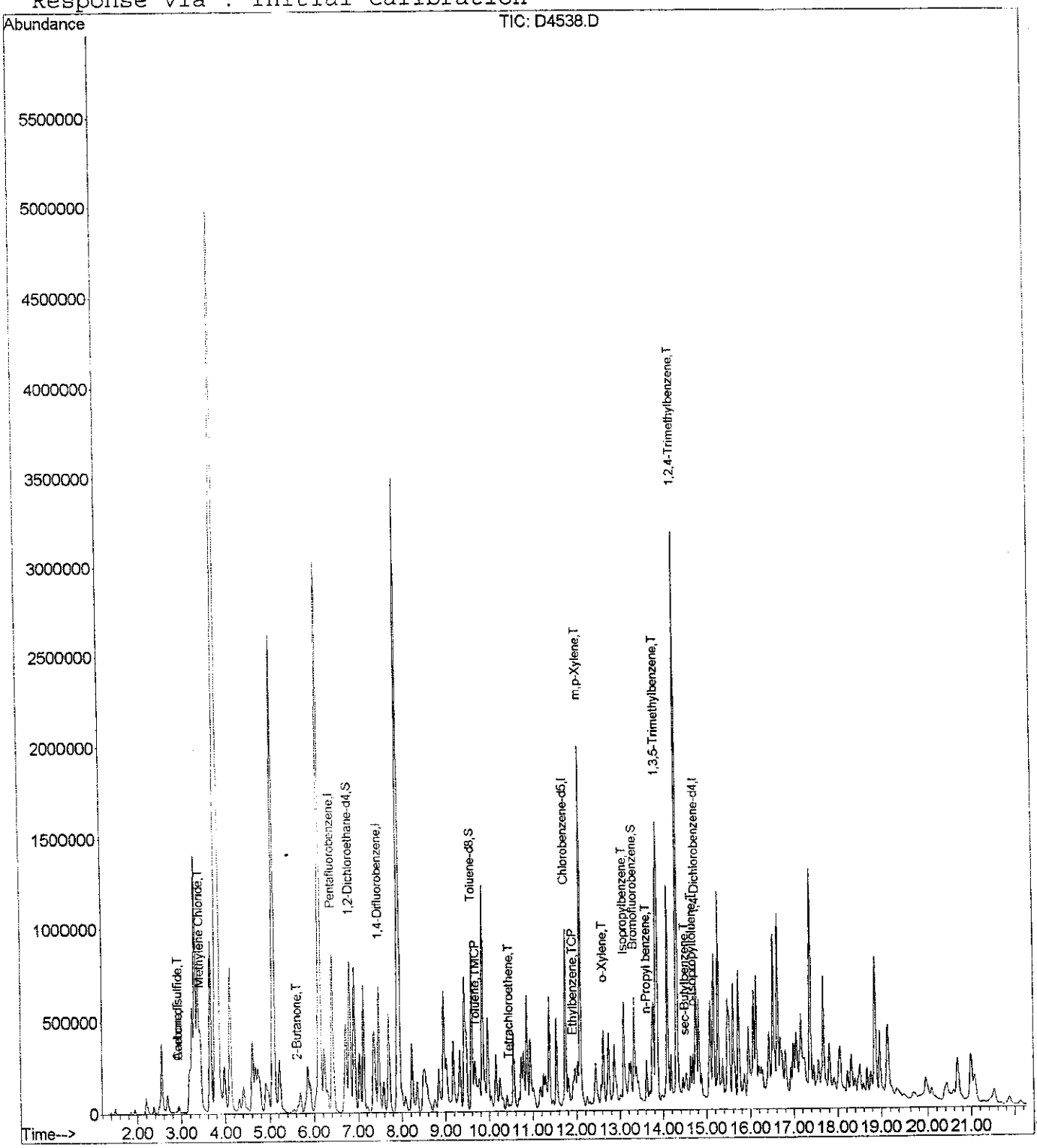

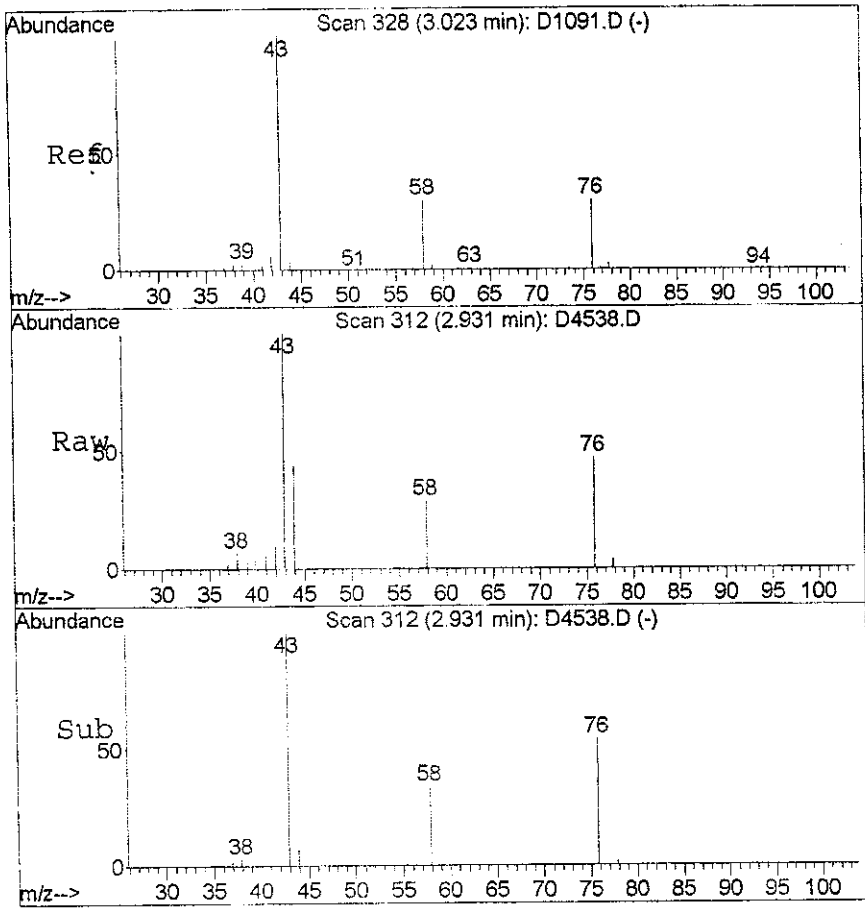

#4
Acetone
Concen: 14.48 ug/l
RT: 2.93 min Scan# 312
Delta R.T. -0.16 min
Lab File: D4538.D
Acq: 9 Aug 2006 15:38

Tgt Ion: 43 Resp: 46914

Ion	Ratio	Lower	Upper
43	100		
58	29.4	8.5	48.5

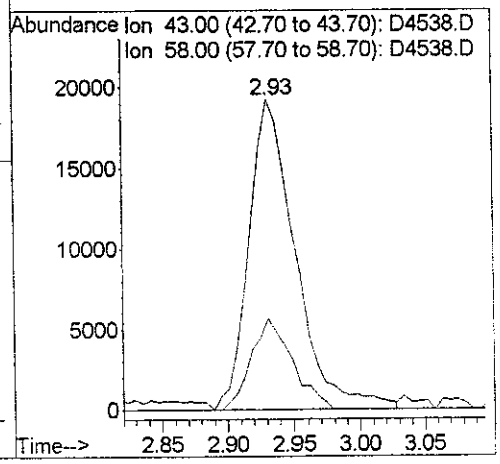

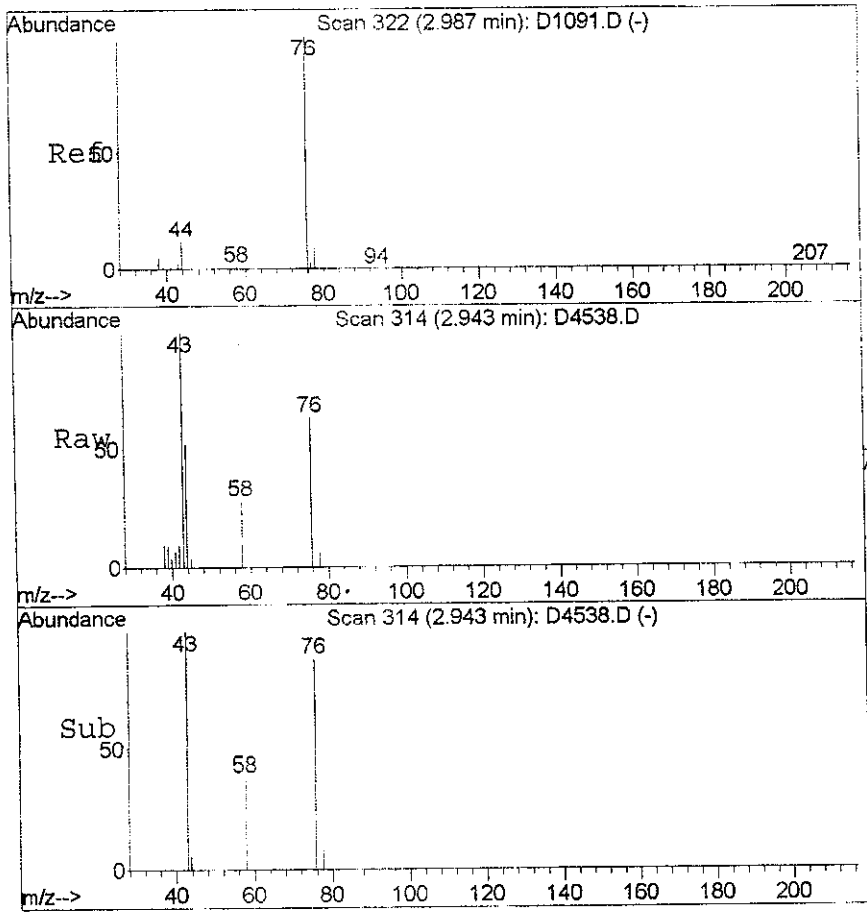

#12
Carbon disulfide
Concen: 1.41 ug/l
RT: 2.94 min Scan# 314
Delta R.T. -0.11 min
Lab File: D4538.D
Acq: 9 Aug 2006 15:38

Tgt Ion: 76 Resp: 22078

Ion	Ratio	Lower	Upper
76	100		
78	9.3	0.0	28.6
44	82.3	0.0	33.0#

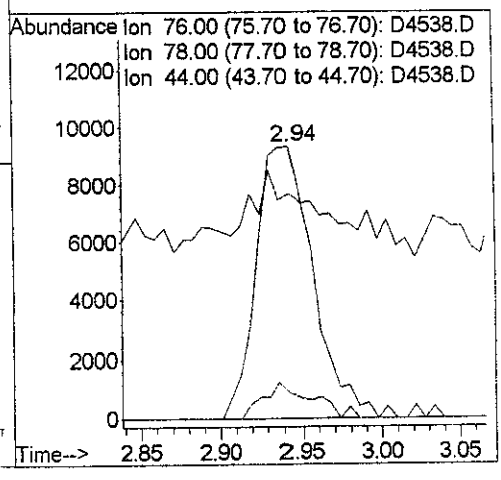

Y-203

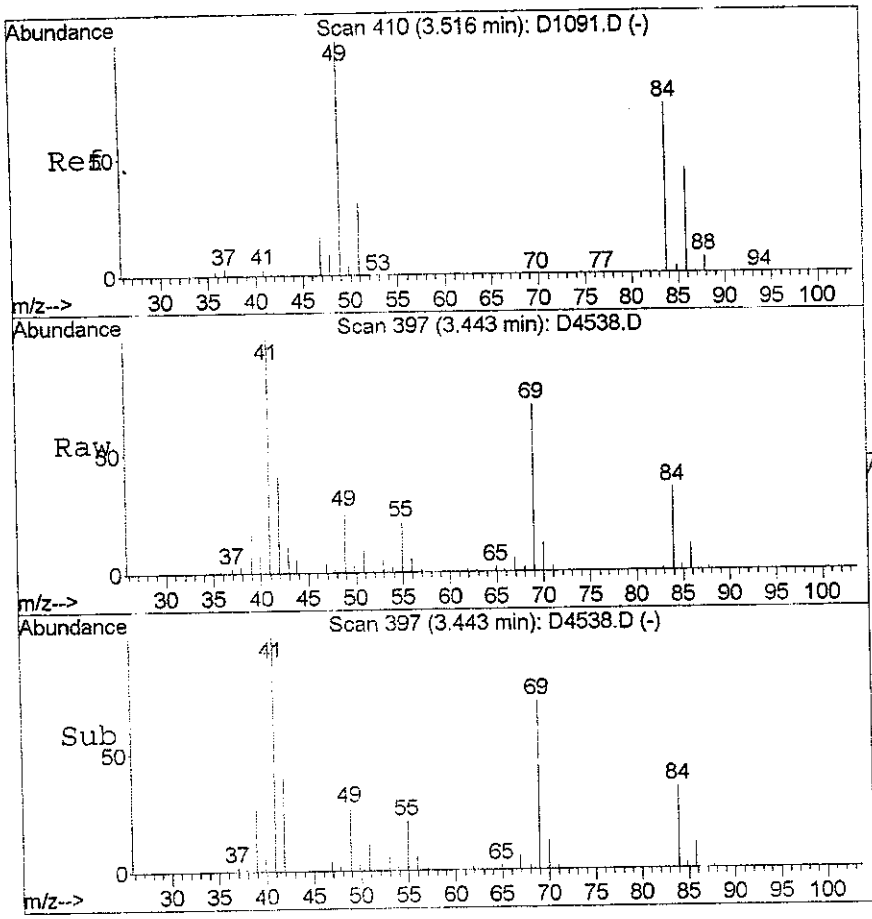

#13
Methylene Chloride
Concen: 4.85 ug/l
RT: 3.44 min Scan# 397
Delta R.T. -0.00 min
Lab File: D4538.D
Acq: 9 Aug 2006 15:38

Tgt Ion: 49 Resp: 64322

Ion	Ratio	Lower	Upper
49	100		
84	132.8	58.1	98.1#
86	41.5	31.7	71.7

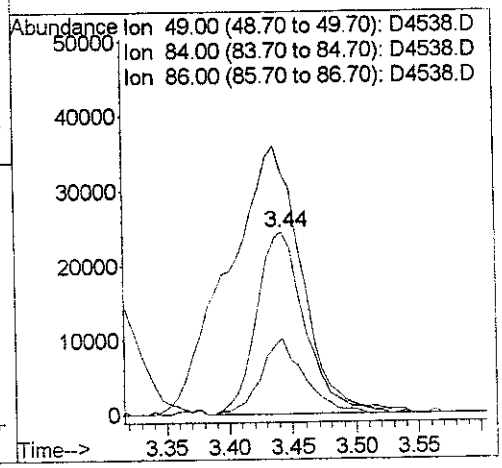

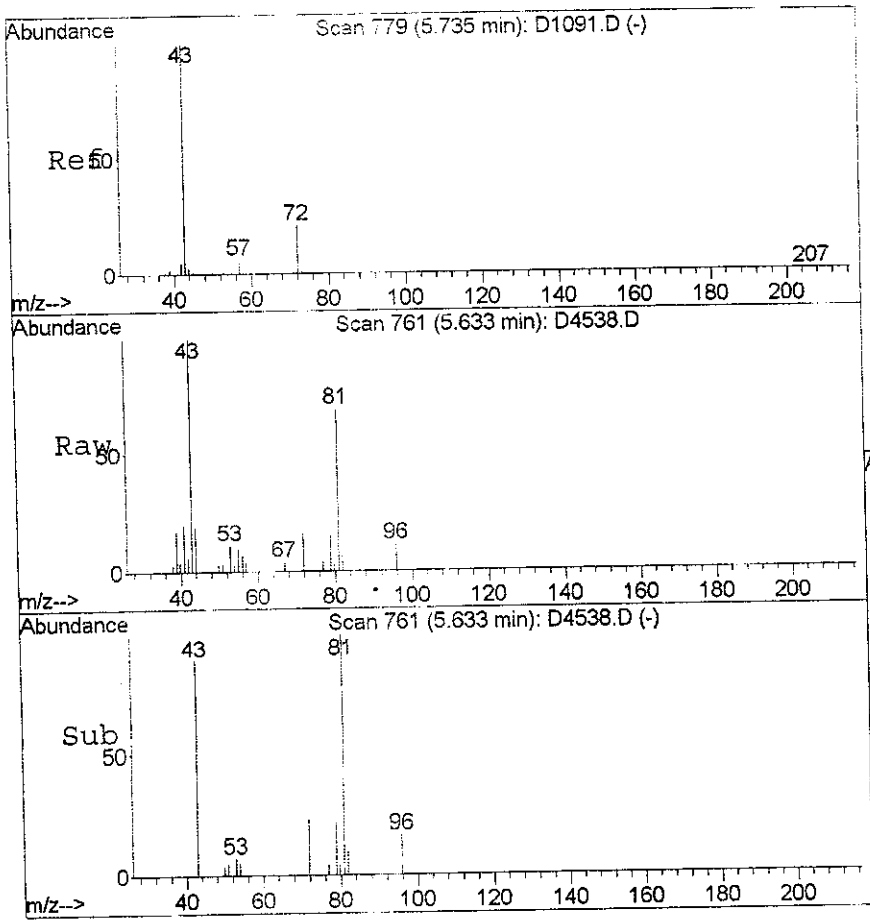

#18
2-Butanone
Concen: 5.33 ug/l
RT: 5.63 min Scan# 761
Delta R.T. -0.05 min
Lab File: D4538.D
Acq: 9 Aug 2006 15:38

Tgt Ion: 43 Resp: 24833

Ion	Ratio	Lower	Upper
43	100		
72	15.8	4.0	44.0

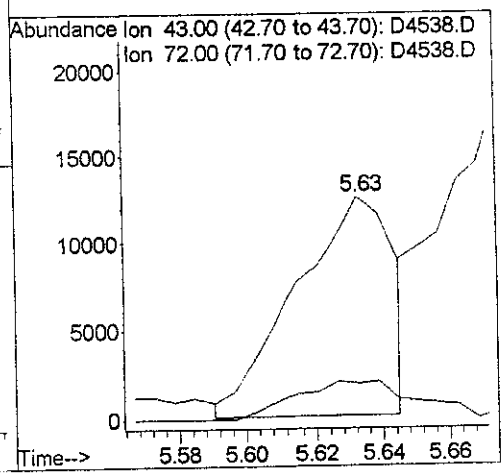

V-204

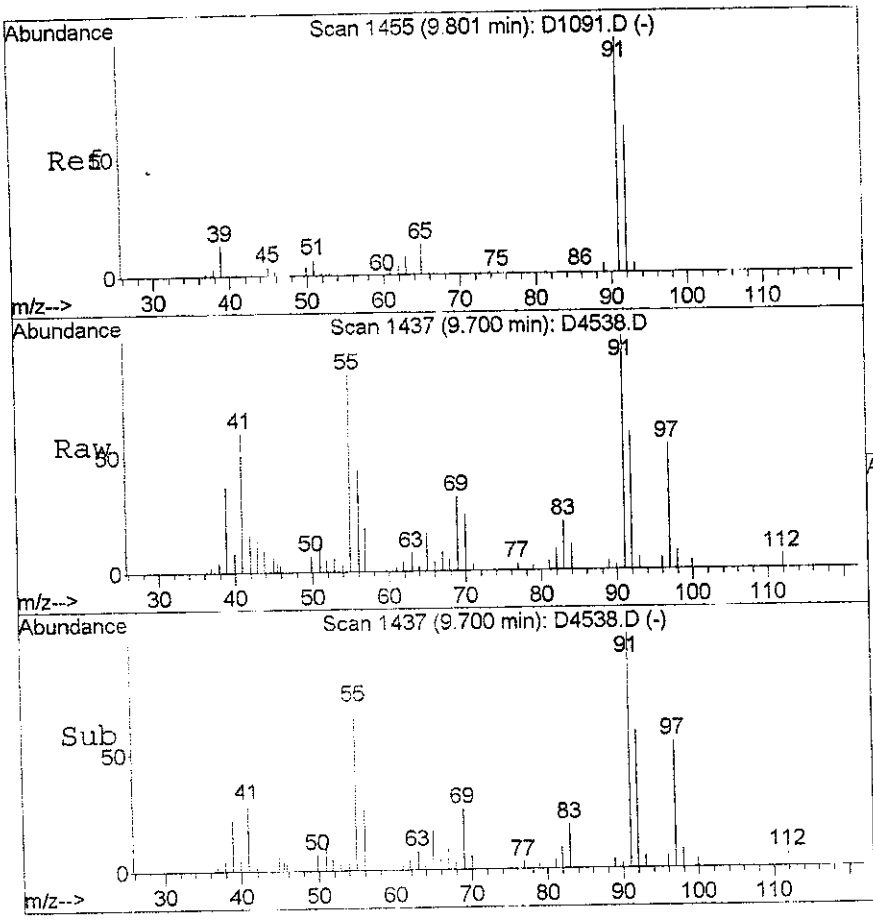

#37
Toluene
Concen: 3.30 ug/l
RT: 9.70 min Scan# 1437
Delta R.T. -0.02 min
Lab File: D4538.D
Acq: 9 Aug 2006 15:38

Tgt Ion: 91 Resp: 60262

Ion	Ratio	Lower	Upper
91	100		
92	59.3	41.3	81.3

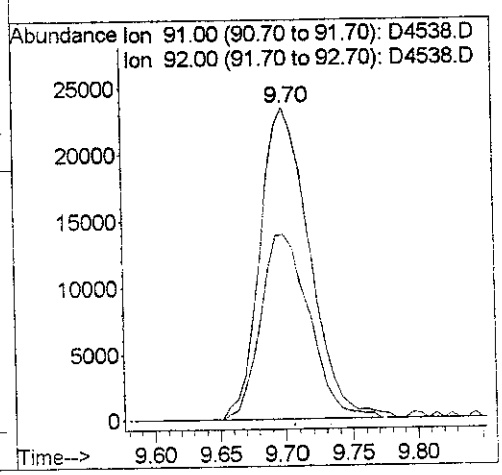

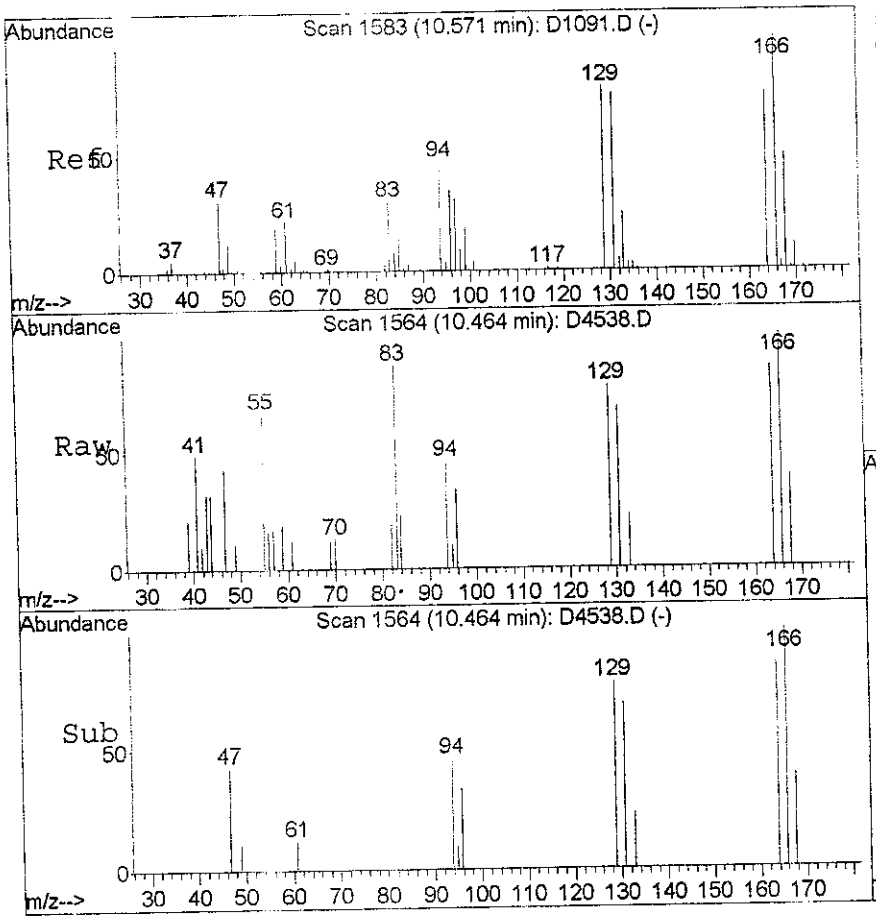

#46
Tetrachloroethene
Concen: 2.80 ug/l
RT: 10.46 min Scan# 1564
Delta R.T. -0.02 min
Lab File: D4538.D
Acq: 9 Aug 2006 15:38

Tgt Ion:166 Resp: 9773

Ion	Ratio	Lower	Upper
166	100		
168	0.0	29.0	69.0#
129	77.6	59.8	99.8

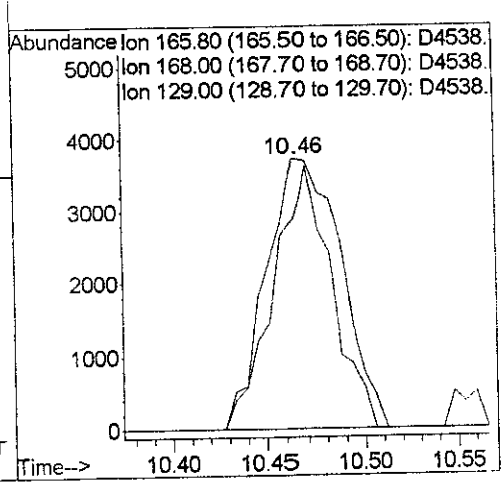

V-205

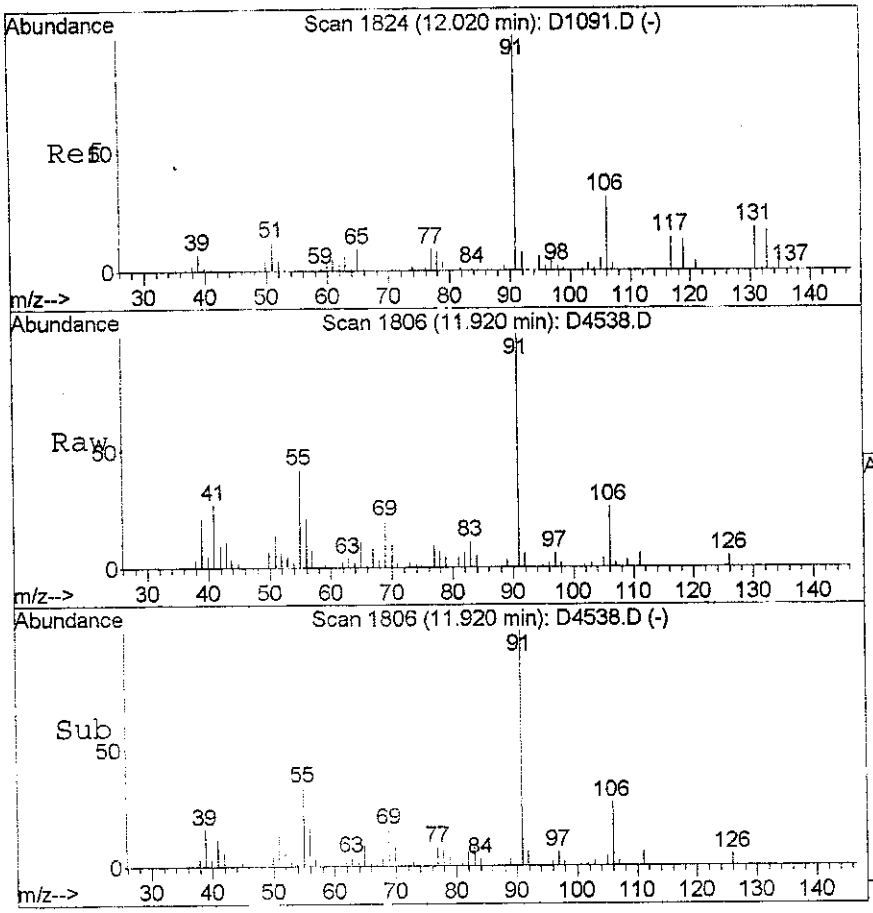

#48
Ethylbenzene
Concen: 3.98 ug/l
RT: 11.92 min Scan# 1806
Delta R.T. -0.01 min
Lab File: D4538.D
Acq: 9 Aug 2006 15:38

Tgt Ion: 91 Resp: 76315

Ion	Ratio	Lower	Upper
91	100		
106	26.1	12.2	52.2

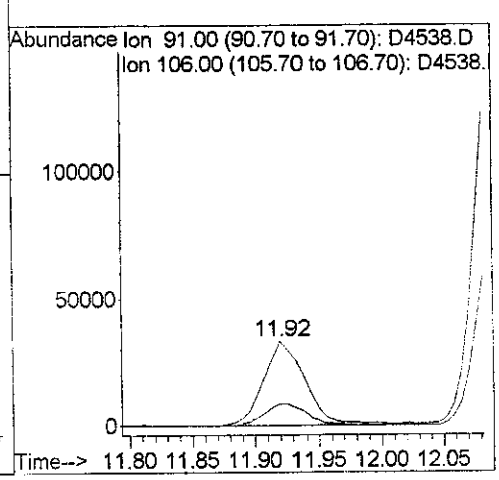

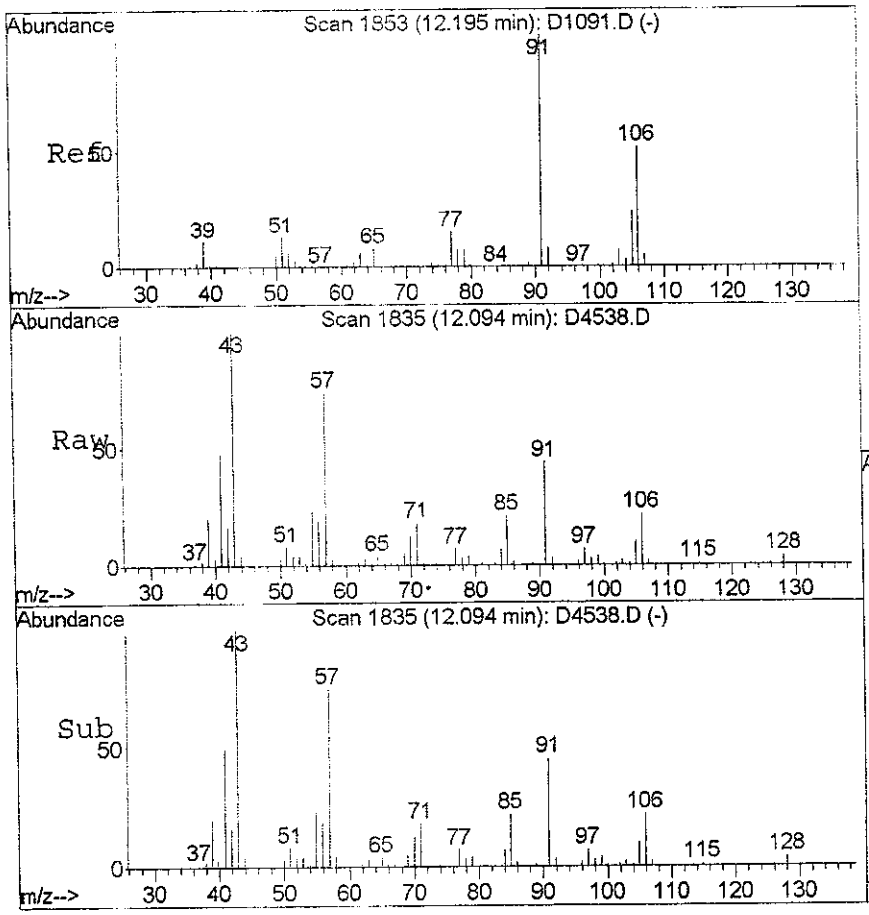

#51
m,p-Xylene
Concen: 27.23 ug/l
RT: 12.09 min Scan# 1835
Delta R.T. -0.01 min
Lab File: D4538.D
Acq: 9 Aug 2006 15:38

Tgt Ion: 91 Resp: 376420

Ion	Ratio	Lower	Upper
91	100		
106	49.4	33.5	73.5

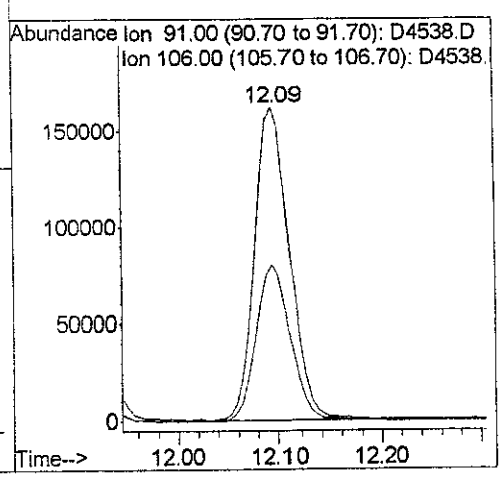

Y-206

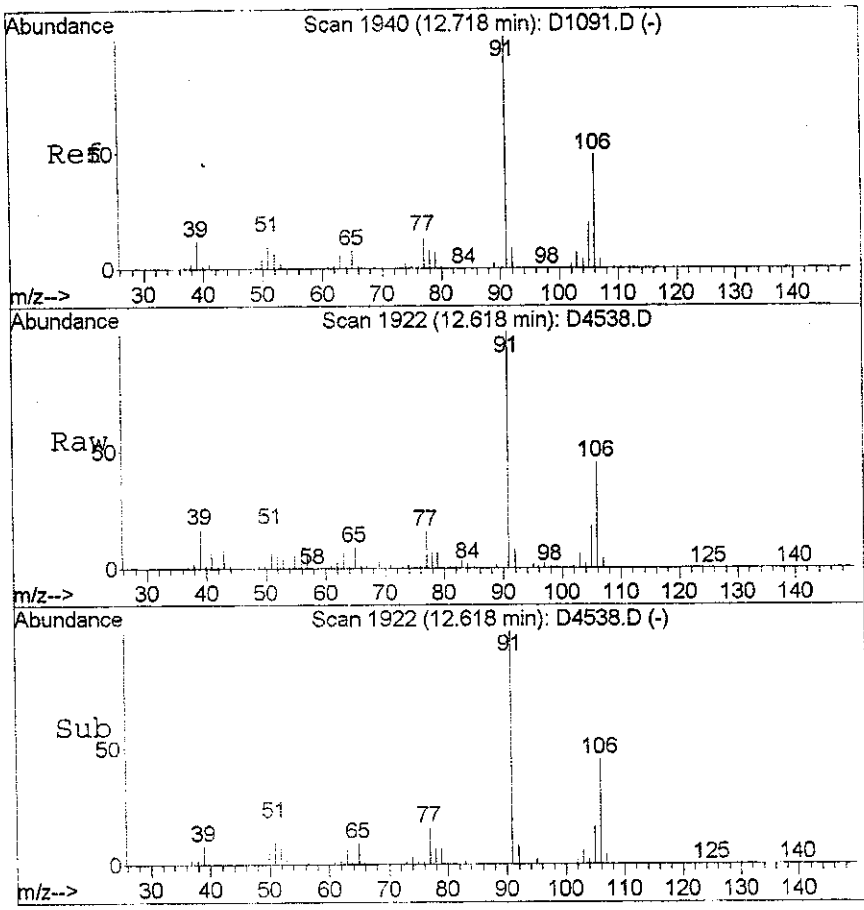

#52
o-Xylene
Concen: 19.12 ug/l
RT: 12.62 min Scan# 1922
Delta R.T. -0.01 min
Lab File: D4538.D
Acq: 9 Aug 2006 15:38

Tgt Ion: 91 Resp: 274677

Ion	Ratio	Lower	Upper
91	100		
106	45.5	30.7	70.7

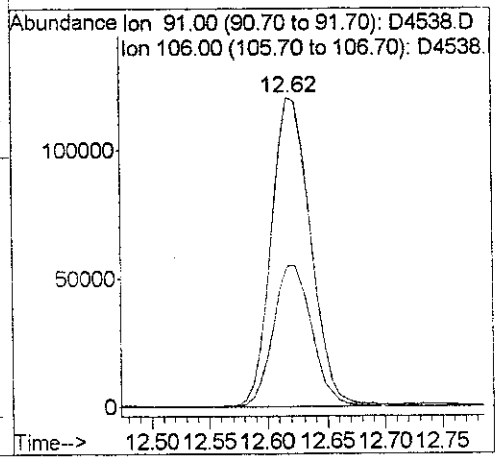

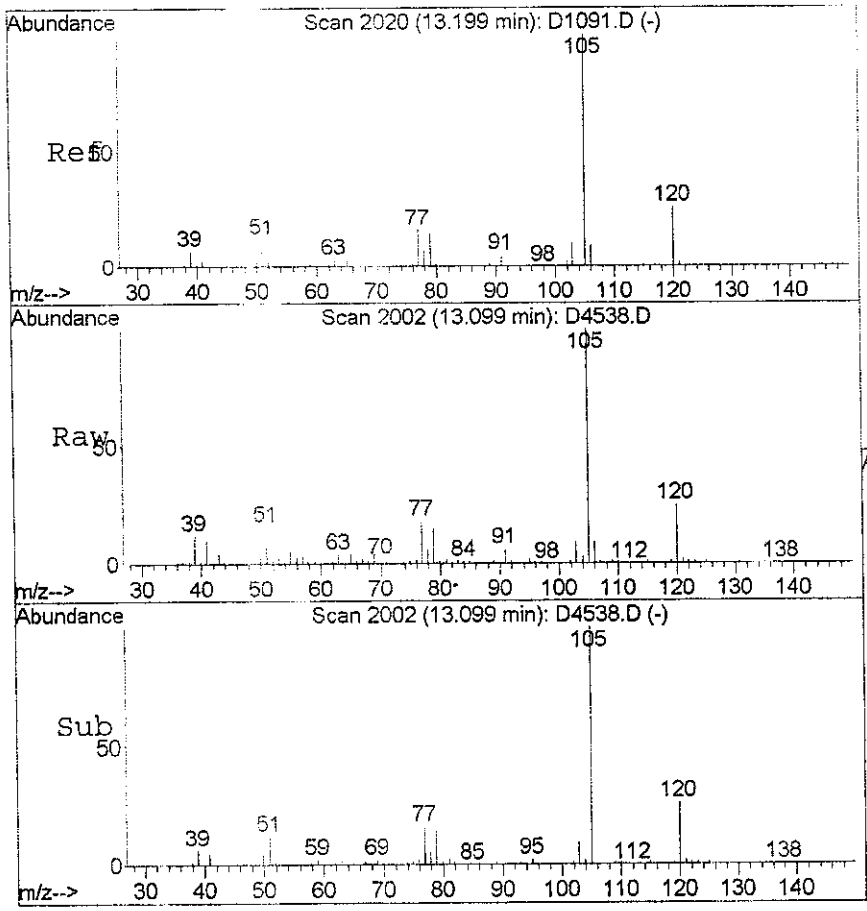

#56
Isopropylbenzene
Concen: 24.91 ug/l
RT: 13.10 min Scan# 2002
Delta R.T. -0.00 min
Lab File: D4538.D
Acq: 9 Aug 2006 15:38

Tgt Ion:105 Resp: 395373

Ion	Ratio	Lower	Upper
105	100		
120	24.7	6.5	46.5

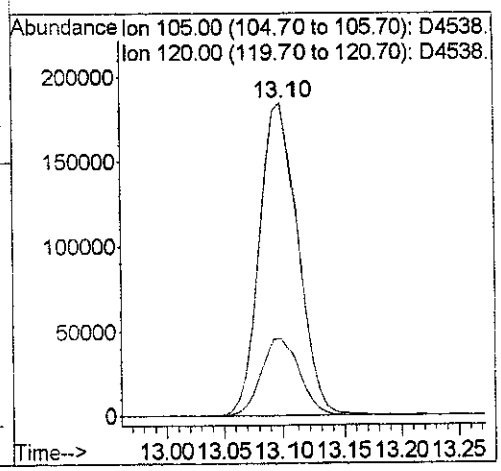

V-209

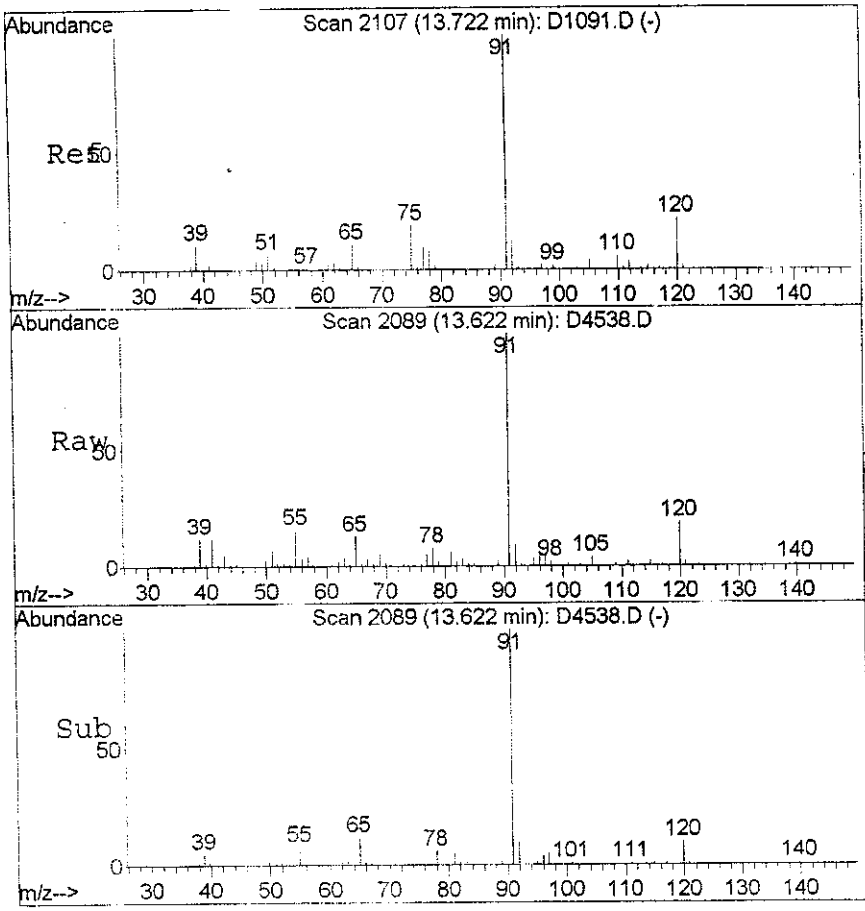

#59
n-Propyl benzene
Concen: 8.57 ug/l
RT: 13.62 min Scan# 2089
Delta R.T. -0.00 min
Lab File: D4538.D
Acq: 9 Aug 2006 15:38

Tgt Ion: 91 Resp: 189861

Ion	Ratio	Lower	Upper
91	100		
120	18.8	1.3	41.3

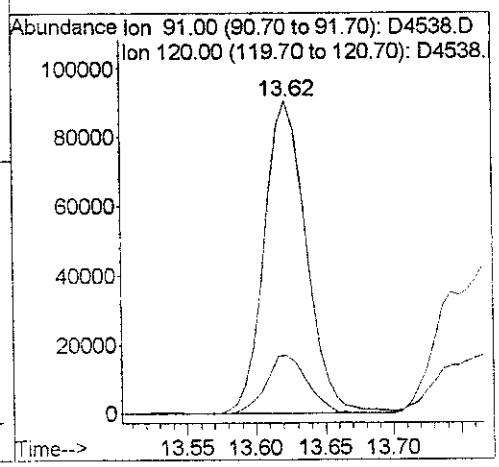

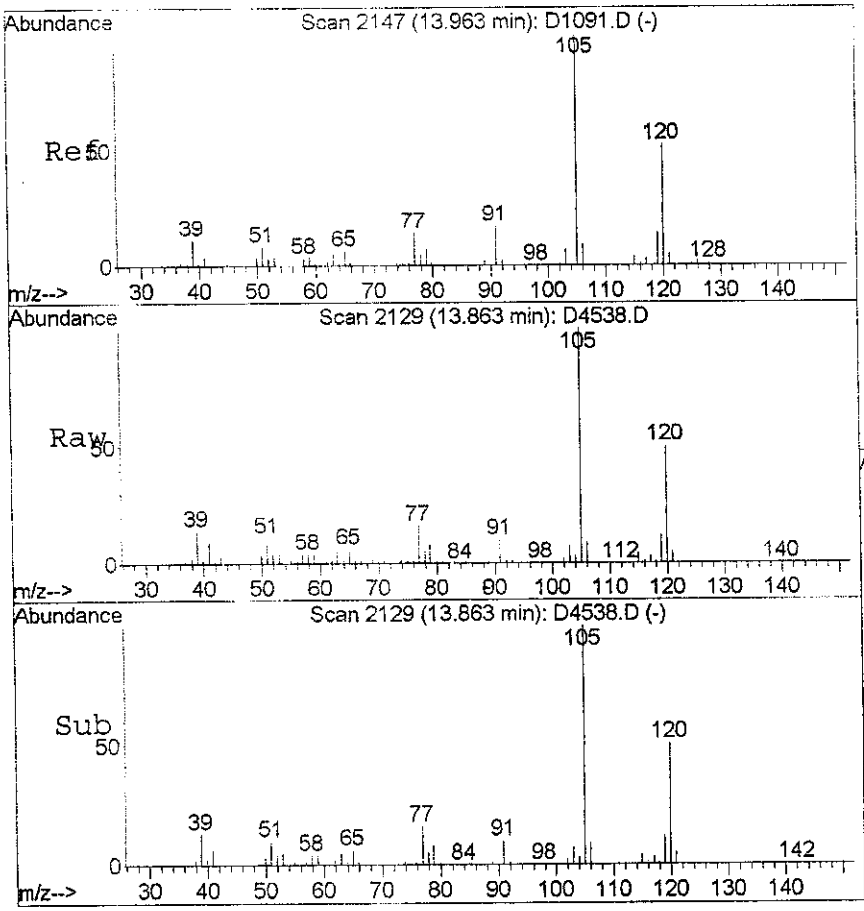

#61
1,3,5-Trimethylbenzene
Concen: 70.18 ug/l
RT: 13.86 min Scan# 2129
Delta R.T. -0.00 min
Lab File: D4538.D
Acq: 9 Aug 2006 15:38

Tgt Ion:105 Resp: 928182

Ion	Ratio	Lower	Upper
105	100		
120	50.0	31.7	71.7

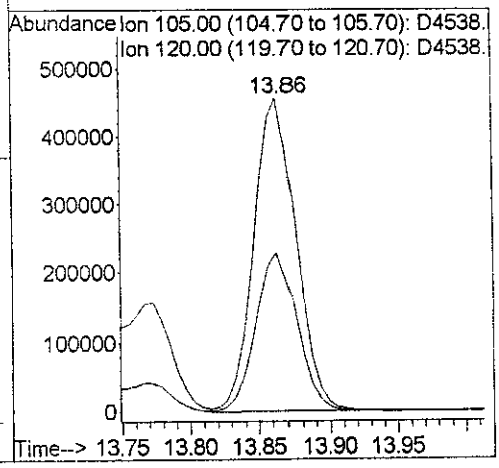

V-208

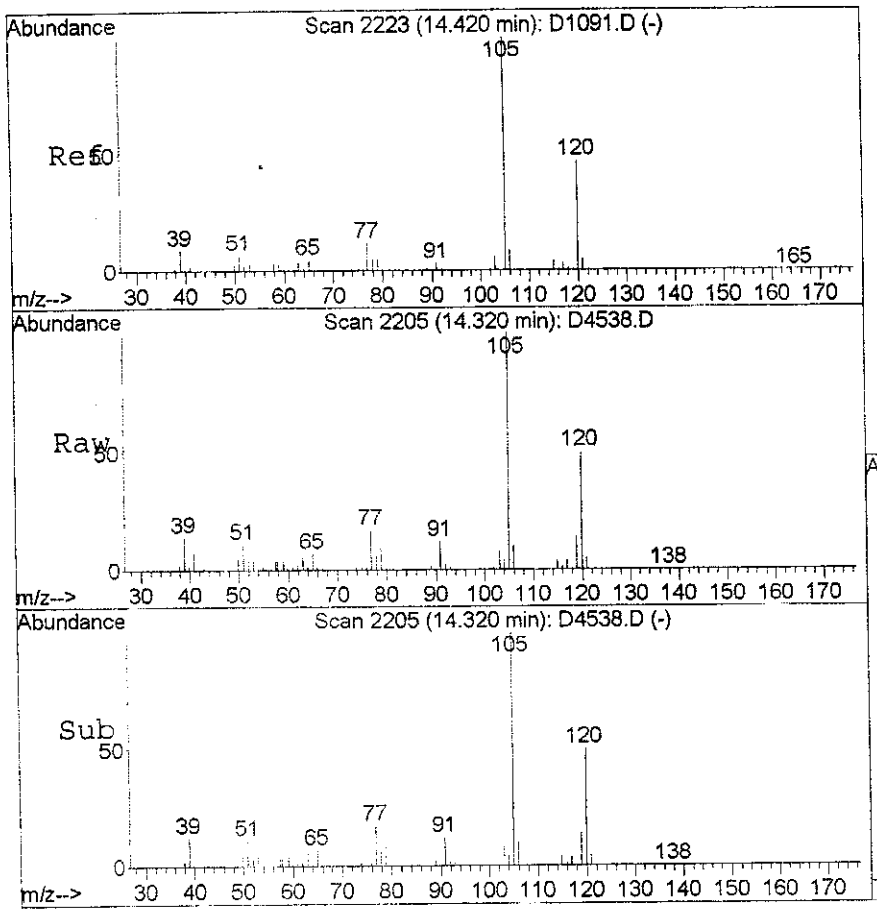

#65
1,2,4-Trimethylbenzene
Concen: 151.67 ug/l
RT: 14.32 min Scan# 2205
Delta R.T. 0.00 min
Lab File: D4538.D
Acq: 9 Aug 2006 15:38

Tgt Ion:105 Resp: 2030585

Ion	Ratio	Lower	Upper
105	100		
120	49.8	27.9	67.9
77	16.7	0.0	33.4

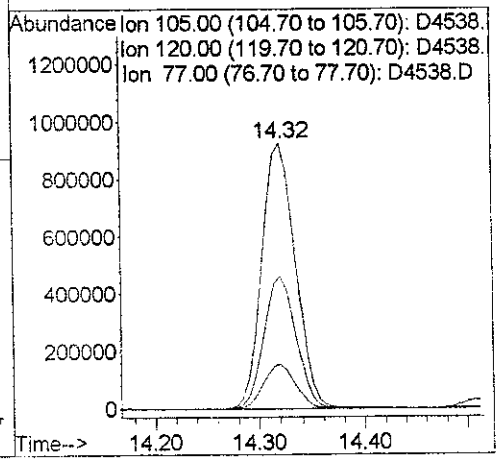

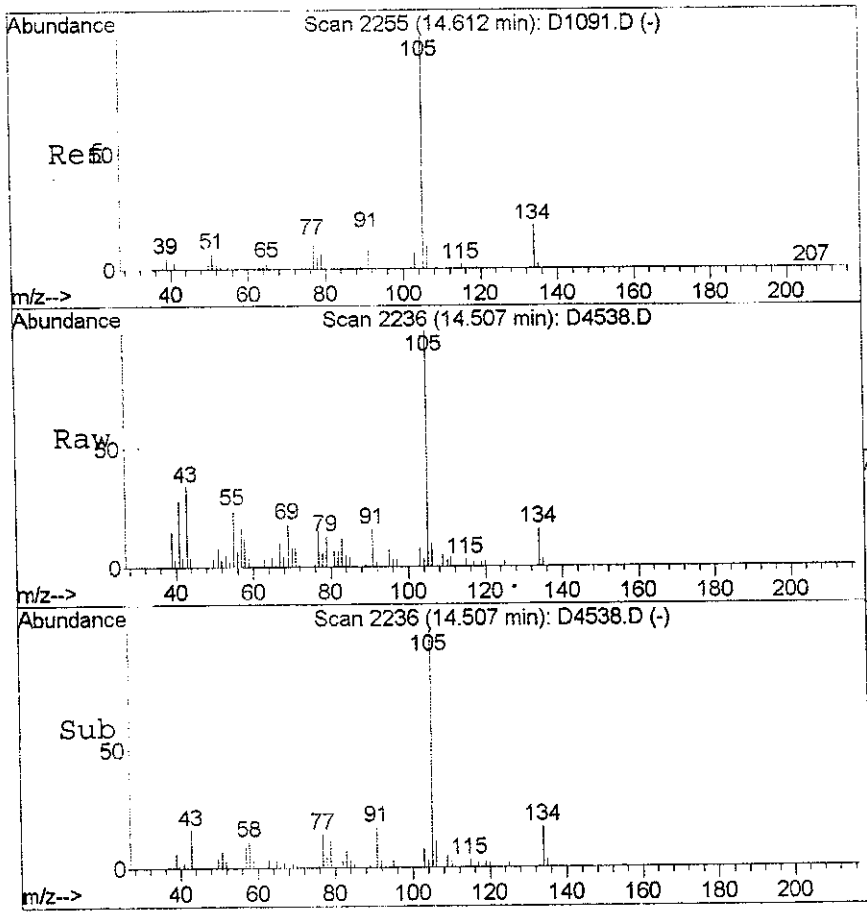

#66
sec-Butylbenzene
Concen: 3.13 ug/l m
RT: 14.51 min Scan# 2236
Delta R.T. -0.00 min
Lab File: D4538.D
Acq: 9 Aug 2006 15:38

Tgt Ion:105 Resp: 59900

Ion	Ratio	Lower	Upper
105	100		
134	16.2	0.0	39.0
91	16.4	0.0	34.9

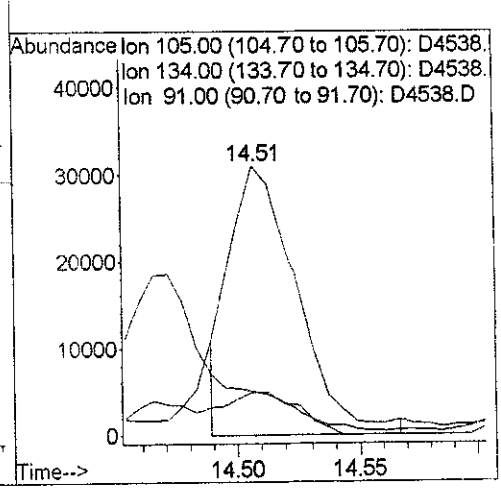

Y-209

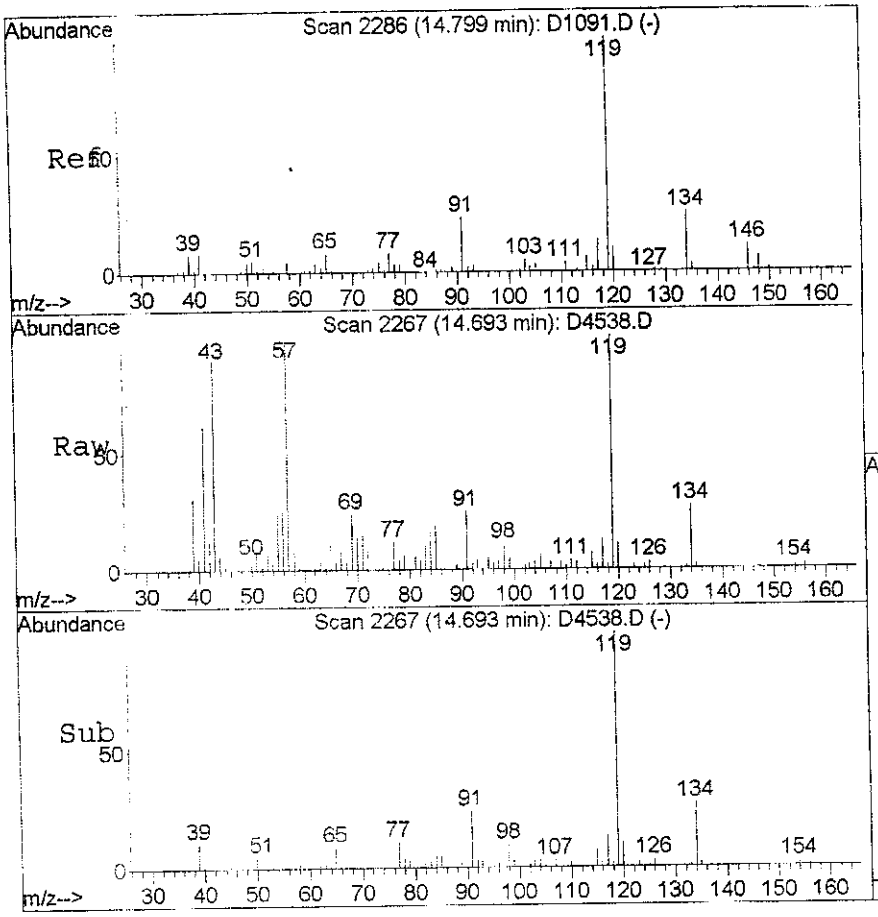

#67
p-Isopropyltoluene
Concen: 4.79 ug/l
RT: 14.69 min Scan# 2267
Delta R.T. -0.00 min
Lab File: D4538.D
Acq: 9 Aug 2006 15:38

Tgt Ion:119 Resp: 67275

Ion	Ratio	Lower	Upper
119	100		
134	26.6	6.1	46.1

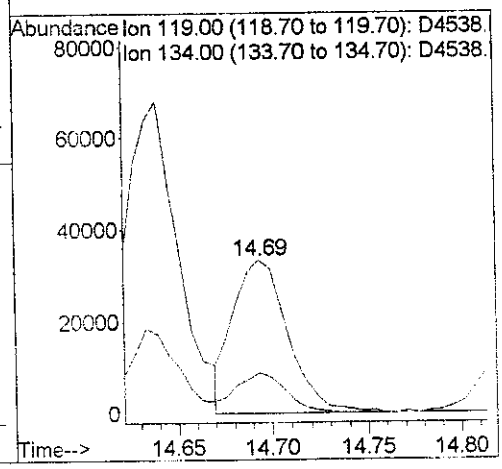

V-210

Quantitation Report (QT Reviewed)

Data File : D:\D\DATA\AUG06\D0809\D4538.D
Acq On : 9 Aug 2006 15:38
Sample : 0607279
Misc : WATER 2946 MW17
MS Integration Params: rteint.p
Quant Time: Aug 10 11:21 2006

Vial: 12
Operator:
Inst : GC/MS Ins
Multiplr: 1.00

Quant Results File: VD8A0809.RES

Quant Method : D:\D\METHODS\VD8A0809.M (RTE Integrator)
Title : VOA 8260 METHOD
Last Update : Wed Aug 09 13:03:45 2006
Response via : Initial Calibration
DataAcq Meth : VD8A0809

Internal Standards	R.T.	QIon	Response	Conc	Units	Dev(Min)
1) Pentafluorobenzene	6.41	168	299628	50.00	ug/l	-0.19
24) 1,4-Difluorobenzene	7.47	114	609903	50.00	ug/l	-0.04
43) Chlorobenzene-d5	11.75	117	503552	50.00	ug/l	0.00
55) 1,4-Dichlorobenzene-d4	14.76	152	219696	50.00	ug/l	0.00

System Monitoring Compounds						
25) 1,2-Dichloroethane-d4	6.80	65	243987	50.41	ug/l	-0.04
Spiked Amount 50.000	Range 76 - 114		Recovery = 100.82%			
36) Toluene-d8	9.60	98	718802	48.95	ug/l	-0.02
Spiked Amount 50.000	Range 88 - 110		Recovery = 97.90%			
42) Bromofluorobenzene	13.33	95	273002	49.48	ug/l	0.00
Spiked Amount 50.000	Range 86 - 115		Recovery = 98.96%			

Target Compounds						Qvalue
4) Acetone	2.93	43	46914	14.48	ug/l	98
12) Carbon disulfide	2.94	76	22078	1.41	ug/l #	1
13) Methylene Chloride	3.44	49	64322	4.85	ug/l #	56
18) 2-Butanone	5.63	43	24833	5.33	ug/l	83
37) Toluene	9.70	91	60262	3.30	ug/l	97
46) Tetrachloroethene	10.46	166	9773	2.80	ug/l #	71
48) Ethylbenzene	11.92	91	76315	3.98	ug/l	89
51) m,p-Xylene	12.09	91	376420	27.23	ug/l	94
52) o-Xylene	12.62	91	274677	19.12	ug/l	92
56) Isopropylbenzene	13.10	105	395373	24.91	ug/l	96
59) n-Propyl benzene	13.62	91	189861	8.57	ug/l	95
61) 1,3,5-Trimethylbenzene	13.86	105	928182	70.18	ug/l	98
65) 1,2,4-Trimethylbenzene	14.32	105	2030585	151.67	ug/l	96
66) sec-Butylbenzene	14.51	105	59900m	3.13	ug/l	
67) p-Isopropyltoluene	14.69	119	67275	4.79	ug/l	99

(#) = qualifier out of range (m) = manual integration

Quantitation Report

Data File : D:\M\DATA\AUG06\M0803\M7288.D
Acq On : 3 Aug 2006 12:52
Sample : 0607280
Misc : WATER 2946 FIELDBLANK
MS Integration Params: rteint.p
Quant Time: Aug 4 10:12 2006

Vial: 3
Operator:
Inst : GC/MS Ins
Multiplr: 1.00
Quant Results File: VM8A0703.R

Method : D:\M\METHODS\VM8A0703.M (RTE Integrator)
Title : VOA 8260 METHOD
Last Update : Mon Jul 03 13:08:12 2006
Response via : Initial Calibration

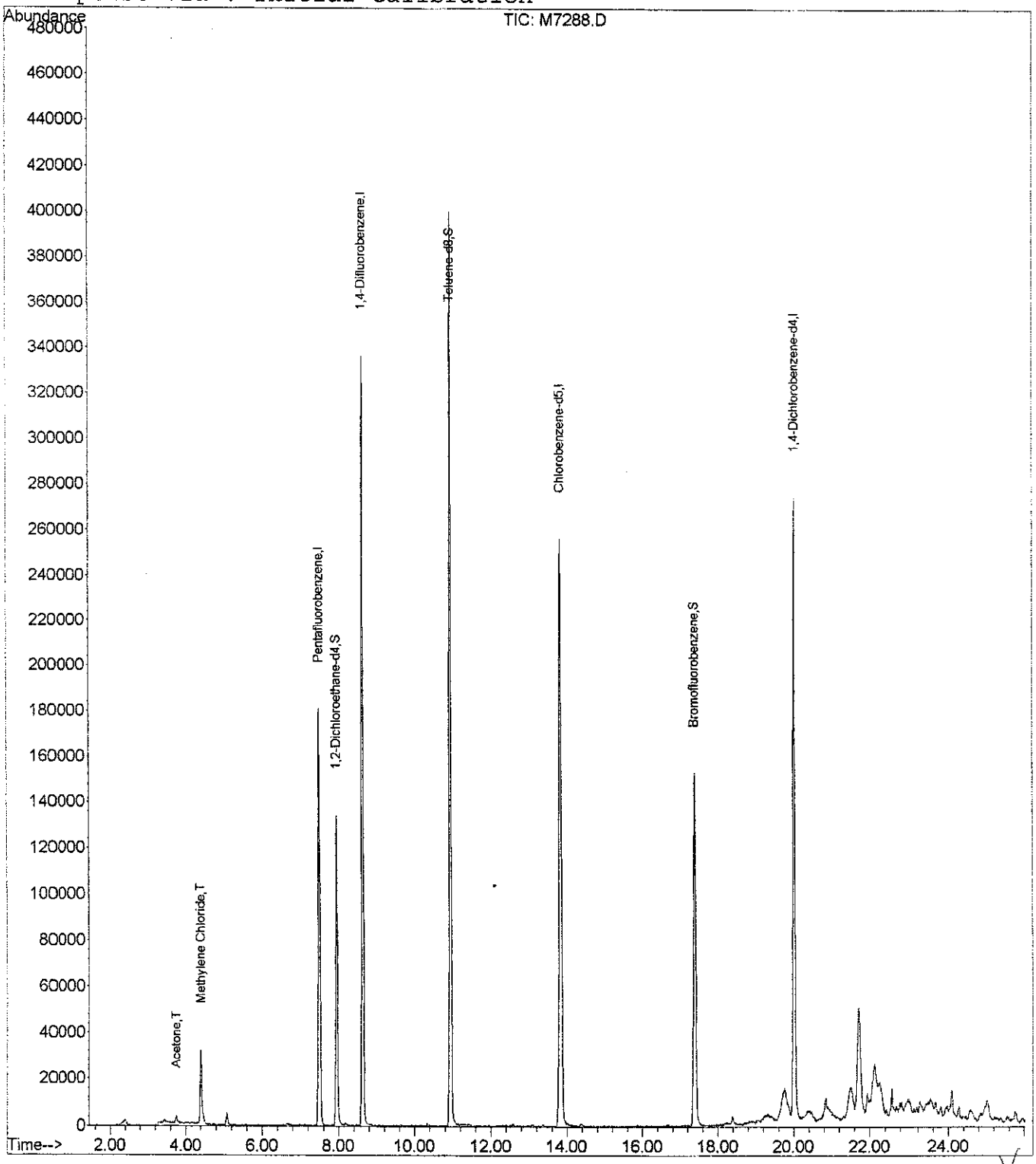

V-212

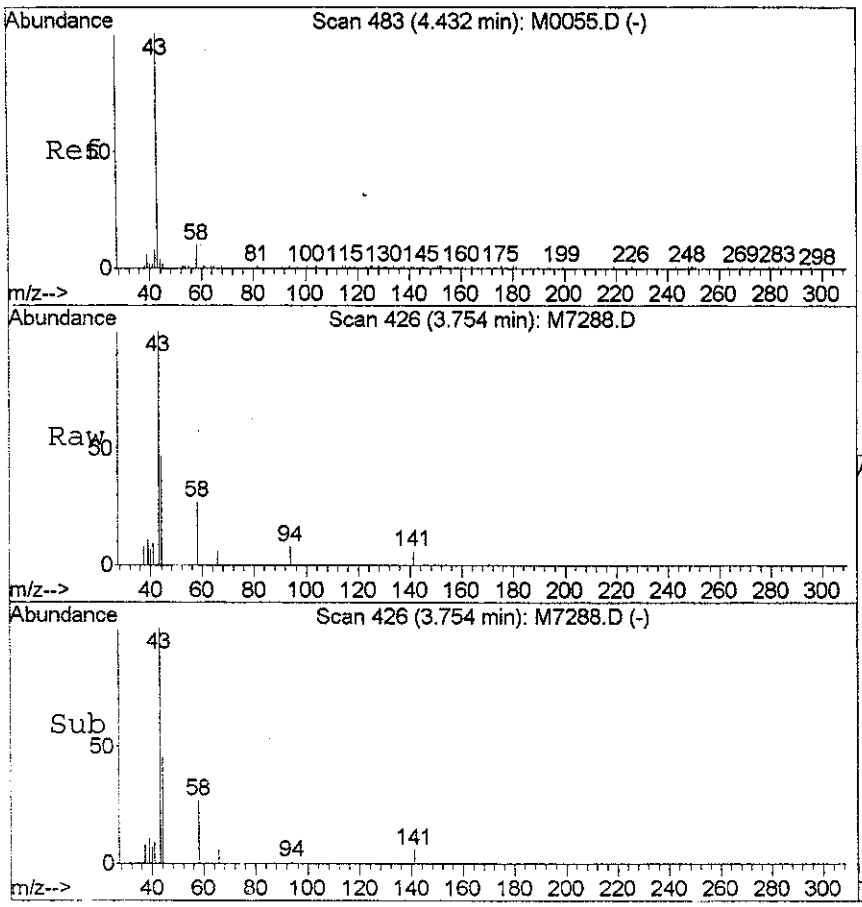

#4
Acetone
Concen: 4.95 ug/l
RT: 3.75 min Scan# 426
Delta R.T. 0.01 min
Lab File: M7288.D
Acq: 3 Aug 2006 12:52

Tgt Ion: 43 Resp: 5333

Ion	Ratio	Lower	Upper
43	100		
58	26.5	0.0	34.6

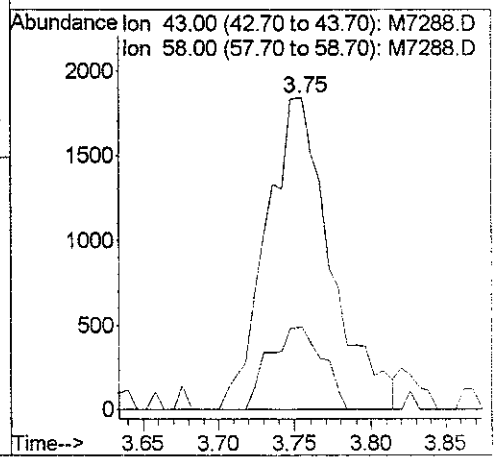

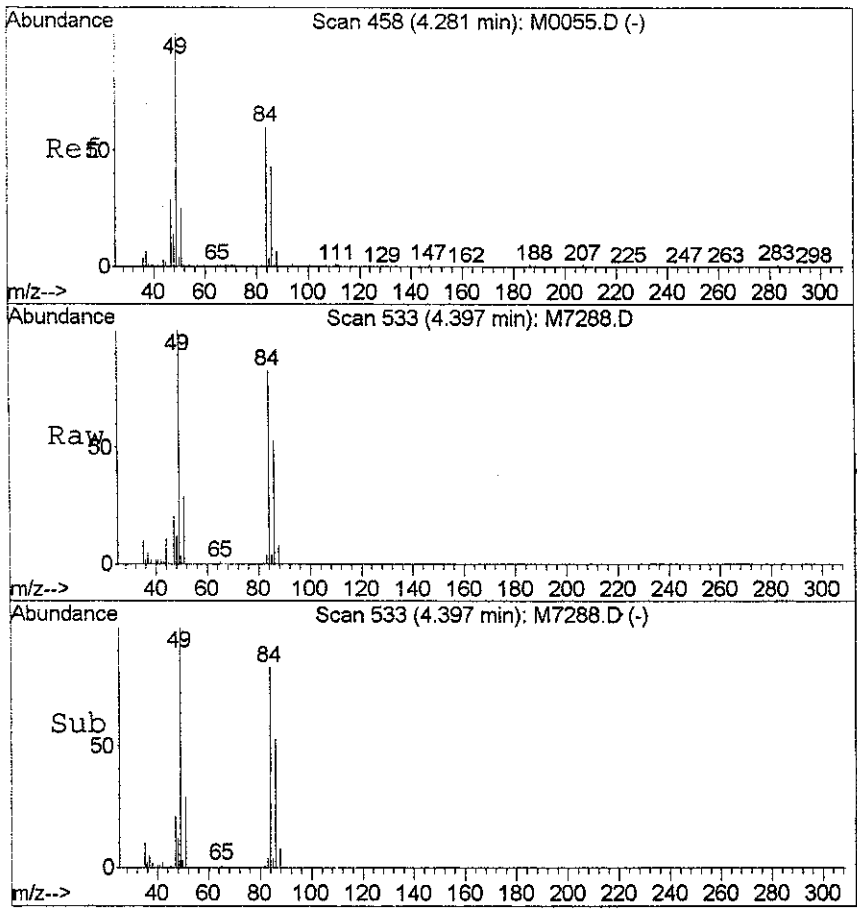

#13
Methylene Chloride
Concen: 7.04 ug/l
RT: 4.40 min Scan# 533
Delta R.T. 0.04 min
Lab File: M7288.D
Acq: 3 Aug 2006 12:52

Tgt Ion: 49 Resp: 27520

Ion	Ratio	Lower	Upper
49	100		
84	82.6	58.4	98.4
86	52.7	30.4	70.4

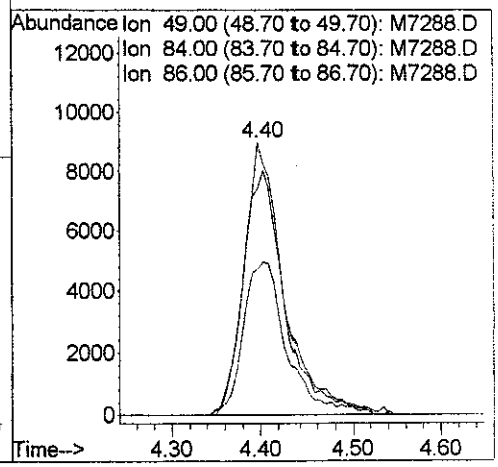

Y-213

Quantitation Report (QT Reviewed)

Data File : D:\M\DATA\AUG06\M0803\M7288.D
Acq On : 3 Aug 2006 12:52
Sample : 0607280
Misc : WATER 2946 FIELDBLANK
MS Integration Params: rteint.p
Quant Time: Aug 4 10:12 2006

Vial: 3
Operator:
Inst : GC/MS Ins
Multiplr: 1.00
Quant Results File: VM8A0703.RES

Quant Method : D:\M\METHODS\VM8A0703.M (RTE Integrator)
Title : VOA 8260 METHOD
Last Update : Mon Jul 03 13:08:12 2006
Response via : Initial Calibration
DataAcq Meth : VM8A0703

Internal Standards	R.T.	QIon	Response	Conc	Units	Dev(Min)
1) Pentafluorobenzene	7.49	168	185114	50.00	ug/l	0.04
24) 1,4-Difluorobenzene	8.63	114	414316	50.00	ug/l	0.04
43) Chlorobenzene-d5	13.82	117	358165	50.00	ug/l	0.05
55) 1,4-Dichlorobenzene-d4	20.01	152	134317	50.00	ug/l	0.05
System Monitoring Compounds						
25) 1,2-Dichloroethane-d4	7.94	65	135624	46.03	ug/l	0.03
Spiked Amount 50.000	Range 76 - 114		Recovery = 92.06%			
36) Toluene-d8	10.94	98	430771	48.26	ug/l	0.04
Spiked Amount 50.000	Range 88 - 110		Recovery = 96.52%			
42) Bromofluorobenzene	17.38	95	155414	46.88	ug/l	0.05
Spiked Amount 50.000	Range 86 - 115		Recovery = 93.76%			
Target Compounds						Qvalue
4) Acetone	3.75	43	5333	4.95	ug/l	71
13) Methylene Chloride	4.40	49	27520	7.04	ug/l	96

(#) = qualifier out of range (m) = manual integration

Y-214

Quantitation Report

Data File : D:\M\DATA\AUG06\M0803\M7289.D
Acq On : 3 Aug 2006 13:25
Sample : 0607281
Misc : WATER 2946 TRIP BLANK
MS Integration Params: rteint.p
Quant Time: Aug 4 10:13 2006

Vial: 4
Operator:
Inst : GC/MS Ins
Multiplr: 1.00
Quant Results File: VM8A0703.R

Method : D:\M\METHODS\VM8A0703.M (RTE Integrator)
Title : VOA 8260 METHOD
Last Update : Mon Jul 03 13:08:12 2006
Response via : Initial Calibration



V-215

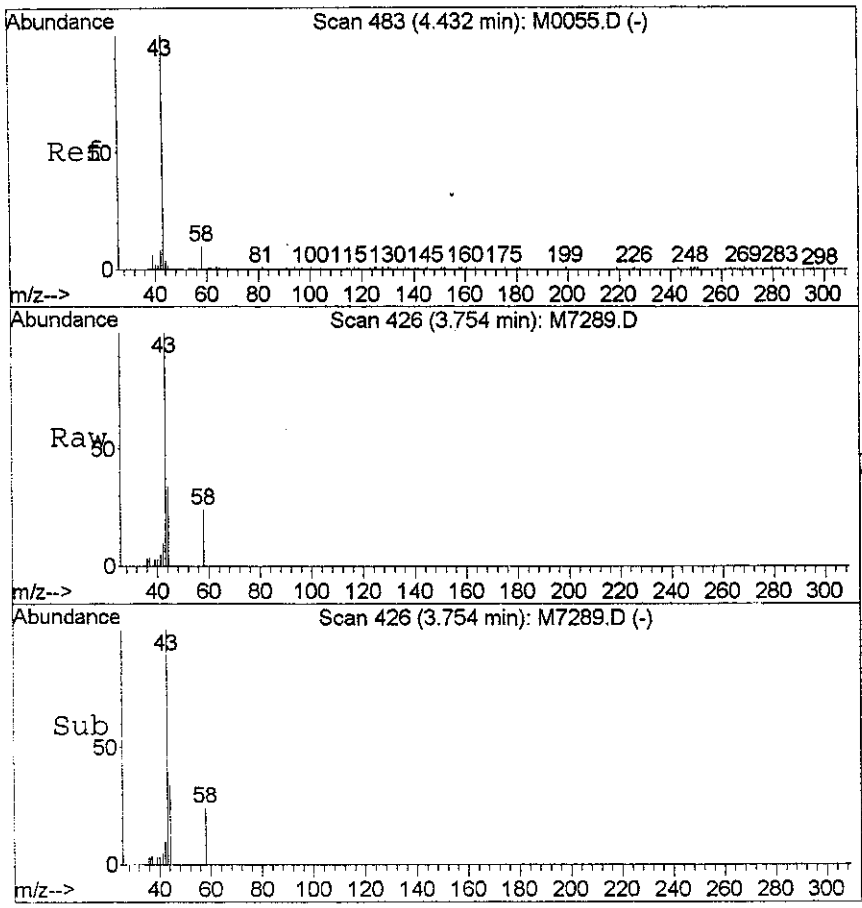

#4
Acetone
Concen: 9.09 ug/l
RT: 3.75 min Scan# 426
Delta R.T. 0.01 min
Lab File: M7289.D
Acq: 3 Aug 2006 13:25

Tgt Ion: 43 Resp: 10004

Ion	Ratio	Lower	Upper
43	100		
58	24.1	0.0	34.6

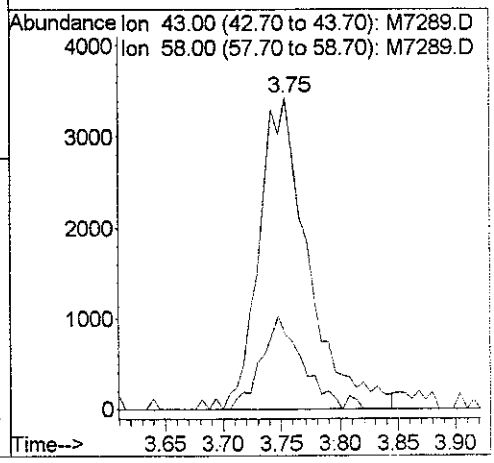

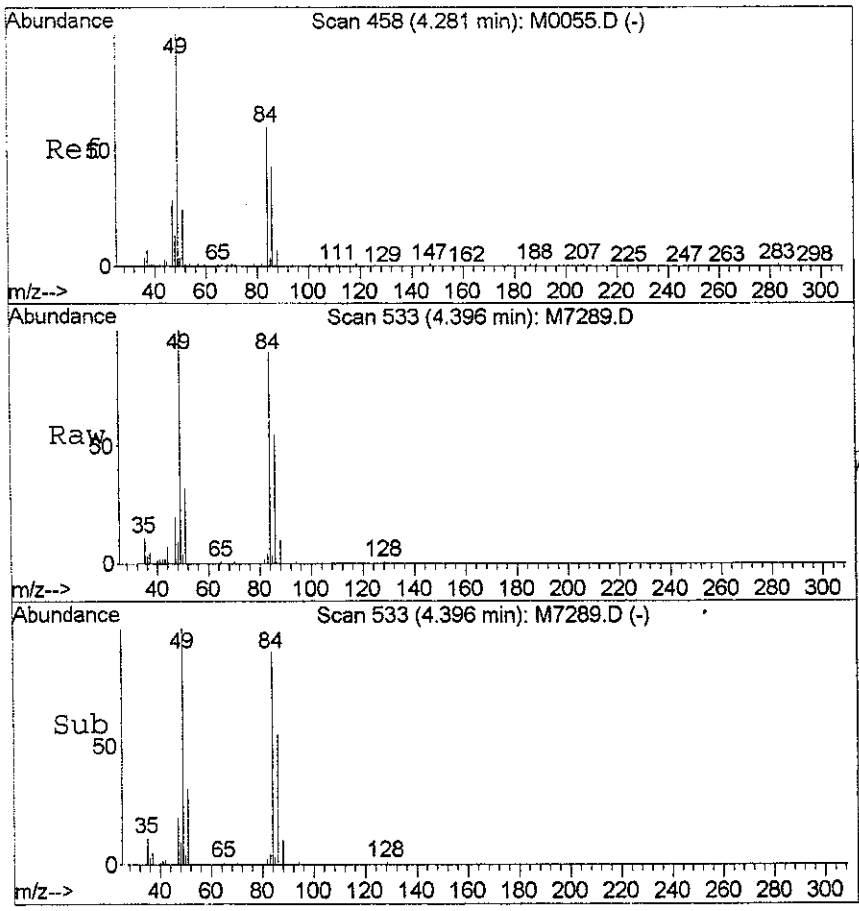

#13
Methylene Chloride
Concen: 8.18 ug/l
RT: 4.40 min Scan# 533
Delta R.T. 0.04 min
Lab File: M7289.D
Acq: 3 Aug 2006 13:25

Tgt Ion: 49 Resp: 32628

Ion	Ratio	Lower	Upper
49	100		
84	90.2	58.4	98.4
86	55.2	30.4	70.4

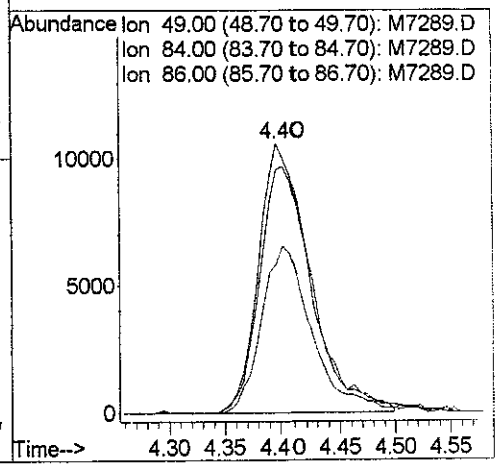

Y-216

Quantitation Report (QT Reviewed)

Data File : D:\M\DATA\AUG06\M0803\M7289.D
Acq On : 3 Aug 2006 13:25
Sample : 0607281
Misc : WATER 2946 TRIP BLANK
MS Integration Params: rteint.p
Quant Time: Aug 4 10:13 2006

Vial: 4
Operator:
Inst : GC/MS Ins
Multiplr: 1.00

Quant Results File: VM8A0703.RES

Quant Method : D:\M\METHODS\VM8A0703.M (RTE Integrator)
Title : VOA 8260 METHOD
Last Update : Mon Jul 03 13:08:12 2006
Response via : Initial Calibration
DataAcq Meth : VM8A0703

Internal Standards	R.T.	QIon	Response	Conc	Units	Dev(Min)
1) Pentafluorobenzene	7.48	168	188968	50.00	ug/l	0.04
24) 1,4-Difluorobenzene	8.63	114	424633	50.00	ug/l	0.04
43) Chlorobenzene-d5	13.82	117	365572	50.00	ug/l	0.05
55) 1,4-Dichlorobenzene-d4	20.00	152	127266	50.00	ug/l	0.04
System Monitoring Compounds						
25) 1,2-Dichloroethane-d4	7.94	65	140199	46.43	ug/l	0.03
Spiked Amount 50.000	Range 76 - 114		Recovery = 92.86%			
36) Toluene-d8	10.93	98	442594	48.38	ug/l	0.03
Spiked Amount 50.000	Range 88 - 110		Recovery = 96.76%			
42) Bromofluorobenzene	17.38	95	154175	45.37	ug/l	0.05
Spiked Amount 50.000	Range 86 - 115		Recovery = 90.74%			
Target Compounds						Qvalue
4) Acetone	3.75	43	10004	9.09	ug/l	77
13) Methylene Chloride	4.40	49	32628	8.18	ug/l	89

(#) = qualifier out of range (m) = manual integration

V-810

6A

VOLATILE ORGANICS INITIAL CALIBRATION DATA

Lab Name: ACCREDITED ANALYTICAL RES Contract: _____

Lab Code: _____ Case No.: _____ SAS No.: _____ SDG No.: _____

Instrument ID: HP5971M Calibration Date(s): 7/3/06 7/3/06

Heated Purge (Y/N): N Calibration Times: 10:02 12:28

GC Column: Rtx-624 ID: 0.18 (mm)

LAB FILE ID RRF10 = M6703.D RRF20 = M6702.D
RRF50 = M6701.D RRF100 = M6704.D RRF200 = M6705.D

COMPOUND	RRF10	RRF20	RRF50	RRF100	RRF200	$\overline{RRF}$	% RSD	
Acrolein	0.155	0.144	0.127	0.133	0.144	0.141	7.9	
Acrylonitrile	0.693	0.647	0.591	0.576	0.581	0.618	8.2	
Acetone	0.389	0.359	0.256	0.232	0.220	0.291	26.5	
Dichlorodifluoromethane	0.786	0.748	0.741	0.663	0.632	0.714	8.9	
Chloromethane *	0.814	0.781	0.752	0.785	0.738	0.774	3.9	*
Vinyl Chloride *	0.927	0.877	0.877	0.895	0.891	0.893	2.3	*
Bromomethane	0.429	0.399	0.374	0.383	0.393	0.395	5.3	
Chloroethane	0.322	0.288	0.279	0.272	0.275	0.287	7.2	
Trichoroflouromethane	0.667	0.629	0.743	0.650	0.678	0.674	6.4	
1,1-Dichloroethene *	1.026	0.884	0.887	0.857	0.868	0.904	7.6	*
Carbon disulfide	1.739	1.608	1.637	1.604	1.641	1.646	3.3	
Methylene Chloride	1.737	1.134	0.868	0.780	0.758	1.055	38.8	
trans-1,2-Dichloroethene	1.200	1.067	1.064	1.013	1.032	1.075	6.8	
1,1-Dichloroethane *	1.479	1.310	1.295	1.265	1.274	1.325	6.7	*
Vinyl acetate	0.922	0.879	0.866	0.830	0.866	0.872	3.8	
2,2-Dichloropropane	1.257	1.144	1.178	1.101	1.140	1.164	5.0	
2-Butanone	0.438	0.415	0.369	0.366	0.365	0.391	8.7	
cis-1,2-Dichloroethene	1.249	1.117	1.103	1.073	1.099	1.128	6.1	
Chloroform *	1.504	1.330	1.338	1.281	1.310	1.353	6.5	*
Bromochloromethane	0.623	0.564	0.565	0.536	0.558	0.569	5.7	
1,1,1-Trichloroethane	1.162	1.021	1.056	1.011	1.045	1.059	5.7	
T-butyl alcohol	0.092	0.097	0.079	0.078	0.074	0.084	12.0	
1,1-Dichloropropene	0.680	0.561	0.585	0.516	0.535	0.575	11.1	
Carbon Tetrachloride	0.424	0.374	0.387	0.372	0.376	0.386	5.6	
1,2-Dichloroethane	0.561	0.495	0.497	0.479	0.485	0.503	6.6	
Benzene	1.663	1.422	1.431	1.377	1.394	1.457	8.0	
Trichloroethene	0.460	0.395	0.399	0.390	0.394	0.408	7.2	
1,2-Dichloropropane *	0.445	0.390	0.390	0.376	0.384	0.397	6.9	*
Bromodichloromethane	0.513	0.471	0.499	0.479	0.501	0.493	3.5	
Dibromomethane	0.247	0.226	0.234	0.219	0.222	0.230	4.8	
2-Chloroethylvinylether	0.234	0.227	0.229	0.234	0.236	0.232	1.5	
cis-1,3-dichloropropene	0.726	0.659	0.675	0.650	0.663	0.675	4.5	
Toluene *	1.691	1.462	1.453	1.423	1.400	1.486	7.9	*
trans-1,3-Dichloropropene	0.640	0.588	0.601	0.589	0.595	0.603	3.6	
1,1,2-Trichloroethane	0.407	0.365	0.355	0.346	0.342	0.363	7.2	
4-Methyl-2-pentanone	0.391	0.376	0.335	0.340	0.324	0.353	8.1	
1,2-Dibromoethane	0.443	0.410	0.407	0.399	0.396	0.411	4.6	
2-Hexanone	0.295	0.303	0.264	0.267	0.263	0.278	6.8	
1,3-dichloropropane	0.869	0.760	0.766	0.733	0.759	0.777	6.8	

* Compounds with required minimum RRF and maximum %RSD values.
All other compounds must meet a minimum RRF of 0.010.

Y-218

6A

VOLATILE ORGANICS INITIAL CALIBRATION DATA

Lab Name: ACCREDITED ANALYTICAL RES Contract: _____

Lab Code: _____ Case No.: _____ SAS No.: _____ SDG No.: _____

Instrument ID: HP5971M Calibration Date(s): 7/3/06 7/3/06

Heated Purge (Y/N): N Calibration Times: 10:02 12:28

GC Column: Rtx-624 ID: 0.18 (mm)

LAB FILE ID RRF10 = M6703.D RRF20 = M6702.D
RRF50 = M6701.D RRF100 = M6704.D RRF200 = M6705.D

COMPOUND	RRF10	RRF20	RRF50	RRF100	RRF200	$\overline{RRF}$	% RSD
Tetrachloroethene	0.440	0.387	0.394	0.374	0.378	0.395	6.8
Dibromochloromethane	0.430	0.419	0.438	0.432	0.449	0.434	2.6
Ethylbenzene *	2.064	1.832	1.851	1.797	1.803	1.870	5.9 *
Chlorobenzene *	1.291	1.104	1.107	1.089	1.102	1.138	7.5 *
1,1,1,2-Tetrachloroethane	0.425	0.376	0.389	0.375	0.376	0.388	5.5
m,p-Xylene	1.515	1.340	1.348	1.299	1.318	1.364	6.3
o-Xylene	1.497	1.326	1.341	1.291	1.306	1.352	6.2
Styrene	1.208	1.092	1.102	1.075	1.067	1.109	5.2
Bromoform *	0.205	0.211	0.223	0.230	0.232	0.220	5.4 *
Isopropylbenzene	4.396	3.811	3.935	3.810	3.897	3.970	6.2
1,1,2,2-Tetrachloroethane *	1.529	1.388	1.298	1.290	1.293	1.360	7.6 *
1,2,3-Trichloropropane	1.244	1.133	1.040	1.054	1.051	1.104	7.8
n-Propyl benzene	5.741	5.038	5.173	4.966	5.091	5.202	6.0
Bromobenzene	2.067	1.785	1.794	1.793	1.832	1.854	6.5
1,3,5-Trimethylbenzene	3.624	3.212	3.319	3.156	3.163	3.295	5.9
2-Chlorotoluene	3.504	3.035	3.055	2.991	3.056	3.128	6.8
4-Chlorotoluene	3.775	3.376	3.405	3.334	3.357	3.449	5.3
tert-Butylbenzene	3.220	2.866	2.935	2.806	2.876	2.941	5.5
1,2,4-Trimethylbenzene	3.723	3.244	3.357	3.205	3.221	3.350	6.5
sec-Butylbenzene	5.197	4.569	4.715	4.457	4.563	4.700	6.2
p-Isopropyltoluene	4.077	3.593	3.739	3.525	3.591	3.705	6.0
1,3-Dichlorobenzene	2.063	1.830	1.842	1.777	1.798	1.862	6.2
1,4-Dichlorobenzene	2.092	1.850	1.867	1.780	1.807	1.879	6.6
n-Butylbenzene	3.974	3.430	3.604	3.329	3.478	3.563	7.0
1,2-Dichlorobenzene	1.883	1.625	1.658	1.609	1.634	1.682	6.8
1,2-Dibromo-3-Chloropropane	0.208	0.221	0.206	0.203	0.219	0.211	3.8
1,2,4-Trichlorobenzene	0.978	0.860	0.890	0.831	0.898	0.891	6.2
Hexachlorobutadiene	0.457	0.380	0.409	0.358	0.399	0.401	9.2
Naphthalene	2.946	2.812	2.621	2.518	2.761	2.731	6.1
1,2,3-Trichlorobenzene	0.896	0.765	0.780	0.718	0.798	0.791	8.3
Methyl t-butyl ether	2.648	2.294	2.338	2.221	2.351	2.370	6.9
1,2-Dichloroethane-d4	0.397	0.353	0.352	0.335	0.340	0.356	6.9
Toluene-d8	1.206	1.054	1.063	1.038	1.025	1.077	6.8
Bromofluorobenzene	0.454	0.391	0.390	0.388	0.378	0.400	7.6

* Compounds with required minimum RRF and maximum %RSD values.
All other compounds must meet a minimum RRF of 0.010.

V-019

6A

VOLATILE ORGANICS INITIAL CALIBRATION DATA

Lab Name: ACCREDITED ANALYTICAL RES Contract: _____

Lab Code: _____ Case No.: _____ SAS No.: _____ SDG No.: _____

Instrument ID: HP5971D Calibration Date(s): 8/9/06 8/9/06

Heated Purge (Y/N): N Calibration Times: 8:51 11:59

GC Column: Rtx-624 ID: 0.18 (mm)

LAB FILE ID RRF10 = D4526.D RRF20 = D4527.D
RRF50 = D4528.D RRF100 = D4529.D RRF200 = D4531.D

COMPOUND		RRF10	RRF20	RRF50	RRF100	RRF200	$\overline{RRF}$	% RSD	
Acrolein		0.285	0.269	0.237	0.248	0.217	0.251	10.5	
Acrylonitrile		1.131	0.986	0.900	0.891	0.772	0.936	14.2	
Acetone		0.851	0.522	0.435	0.443	0.452	0.541	32.7	
Dichlorodifluoromethane		0.633	0.618	0.551	0.570	0.516	0.578	8.3	
Chloromethane	*	1.625	1.590	1.451	1.628	1.509	1.561	5.0	*
Vinyl Chloride	*	1.537	1.534	1.342	1.425	1.321	1.432	7.1	*
Bromomethane		0.590	0.601	0.492	0.533	0.542	0.552	8.0	
Chloroethane		0.363	0.324	0.286	0.335	0.328	0.327	8.5	
Trichoroflouromethane		1.025	0.968	0.870	0.951	0.913	0.945	6.2	
1,1-Dichloroethene	*	1.458	1.387	1.256	1.210	1.193	1.301	8.9	*
Carbon disulfide		2.945	2.720	2.604	2.503	2.336	2.621	8.7	
Methylene Chloride		3.685	2.437	1.947	1.597	1.396	2.212	41.3	
trans-1,2-Dichloroethene		1.493	1.363	1.337	1.257	1.213	1.332	8.1	
1,1-Dichloroethane	*	1.885	1.631	1.680	1.579	1.522	1.659	8.4	*
Vinyl acetate		3.194	2.641	2.755	2.710	2.504	2.761	9.4	
2,2-Dichloropropane		1.227	1.164	1.090	1.019	1.149	1.130	7.0	
2-Butanone		0.905	0.740	0.743	0.782	0.720	0.778	9.6	
cis-1,2-Dichloroethene		1.654	1.543	1.435	1.369	1.434	1.487	7.6	
Chloroform	*	1.458	1.359	1.284	1.262	1.287	1.330	6.0	*
Bromochloromethane		0.507	0.463	0.443	0.444	0.467	0.465	5.5	
1,1,1-Trichloroethane		0.971	0.912	0.867	0.858	0.888	0.899	5.0	
T-butyl alcohol		0.114	0.097	0.090	0.090	0.083	0.095	12.2	
1,1-Dichloropropene		0.201	0.178	0.165	0.164	0.165	0.175	9.0	
Carbon Tetrachloride		0.348	0.334	0.301	0.312	0.310	0.321	6.0	
1,2-Dichloroethane		0.556	0.525	0.496	0.487	0.485	0.510	5.9	
Benzene		1.906	1.836	1.654	1.555	1.482	1.687	10.7	
Trichloroethene		0.398	0.390	0.365	0.366	0.363	0.376	4.4	
1,2-Dichloropropane	*	0.599	0.572	0.538	0.524	0.517	0.550	6.3	*
Bromodichloromethane		0.482	0.467	0.458	0.459	0.467	0.467	2.1	
Dibromomethane		0.189	0.182	0.178	0.178	0.180	0.181	2.5	
2-Chloroethylvinylether		0.365	0.362	0.339	0.350	0.347	0.353	3.0	
cis-1,3-dichloropropene		0.780	0.745	0.703	0.688	0.686	0.720	5.6	
Toluene	*	1.737	1.634	1.459	1.369	1.282	1.496	12.5	*
trans-1,3-Dichloropropene		0.622	0.600	0.570	0.579	0.583	0.591	3.5	
1,1,2-Trichloroethane		0.360	0.356	0.327	0.331	0.329	0.341	4.7	
4-Methyl-2-pentanone		0.769	0.731	0.627	0.660	0.614	0.680	9.9	
1,2-Dibromoethane		0.342	0.338	0.311	0.317	0.321	0.326	4.1	
2-Hexanone		0.644	0.568	0.527	0.544	0.514	0.559	9.2	
1,3-dichloropropane		0.931	0.908	0.831	0.829	0.808	0.861	6.3	

* Compounds with required minimum RRF and maximum %RSD values.
All other compounds must meet a minimum RRF of 0.010.

V-220

6A

VOLATILE ORGANICS INITIAL CALIBRATION DATA

Lab Name: ACCREDITED ANALYTICAL RES Contract: _____

Lab Code: _____ Case No.: _____ SAS No.: _____ SDG No.: _____

Instrument ID: HP5971D Calibration Date(s): 8/9/06 8/9/06

Heated Purge (Y/N): N Calibration Times: 8:51 11:59

GC Column: Rtx-624 ID: 0.18 (mm)

LAB FILE ID RRF10 = D4526.D RRF20 = D4527.D
RRF50 = D4528.D RRF100 = D4529.D RRF200 = D4531.D

COMPOUND		RRF10	RRF20	RRF50	RRF100	RRF200	$\overline{RRF}$	% RSD	
Tetrachloroethene		0.391	0.357	0.335	0.327	0.326	0.347	7.9	
Dibromochloromethane		0.336	0.330	0.335	0.345	0.353	0.340	2.7	
Ethylbenzene	*	2.208	2.102	1.887	1.744	1.590	1.906	13.3	*
Chlorobenzene	*	1.149	1.102	1.029	1.005	0.972	1.052	6.9	*
1,1,1,2-Tetrachloroethane		0.332	0.319	0.310	0.306	0.312	0.316	3.3	
m,p-Xylene		1.666	1.550	1.341	1.227	1.079	1.373	17.3	
o-Xylene		1.736	1.618	1.385	1.276	1.118	1.426	17.6	
Styrene		1.300	1.223	1.081	1.025	0.935	1.113	13.3	
Bromoform	*	0.177	0.168	0.174	0.195	0.199	0.183	7.4	*
Isopropylbenzene		4.074	3.833	3.591	3.318	3.248	3.613	9.6	
1,1,2,2-Tetrachloroethane	*	1.507	1.440	1.321	1.377	1.389	1.407	5.0	*
1,2,3-Trichloropropane		1.238	1.156	1.039	1.052	1.059	1.109	7.8	
n-Propyl benzene		5.968	5.519	5.024	4.444	4.254	5.042	14.2	
Bromobenzene		2.223	2.148	2.041	1.935	1.937	2.057	6.2	
1,3,5-Trimethylbenzene		3.385	3.165	2.994	2.747	2.759	3.010	9.1	
2-Chlorotoluene		3.465	3.307	3.034	2.778	2.753	3.067	10.3	
4-Chlorotoluene		3.788	3.578	3.328	3.030	2.997	3.344	10.3	
tert-Butylbenzene		2.876	2.776	2.564	2.333	2.412	2.592	8.9	
1,2,4-Trimethylbenzene		3.487	3.220	2.994	2.768	2.767	3.047	10.1	
sec-Butylbenzene		4.974	4.752	4.343	3.845	3.891	4.361	11.6	
p-Isopropyltoluene		3.677	3.387	3.160	2.834	2.918	3.195	10.8	
1,3-Dichlorobenzene		1.773	1.693	1.590	1.505	1.566	1.625	6.6	
1,4-Dichlorobenzene		1.806	1.686	1.560	1.482	1.566	1.620	7.9	
n-Butylbenzene		4.122	3.886	3.582	3.169	3.318	3.615	10.9	
1,2-Dichlorobenzene		1.639	1.569	1.450	1.393	1.432	1.497	6.9	
1,2-Dibromo-3-Chloropropane		0.168	0.175	0.152	0.196	0.199	0.178	11.1	
1,2,4-Trichlorobenzene		0.964	0.898	0.813	0.842	0.926	0.889	6.9	
Hexachlorobutadiene		0.438	0.404	0.364	0.352	0.423	0.396	9.3	
Naphthalene		2.875	2.690	2.046	2.462	2.463	2.507	12.4	
1,2,3-Trichlorobenzene		0.869	0.791	0.646	0.743	0.819	0.774	11.0	
Methyl t-butyl ether		2.931	2.585	2.509	2.249	2.094	2.473	13.1	
1,2-Dichloroethane-d4		0.429	0.414	0.384	0.384	0.373	0.397	6.0	
Toluene-d8		1.419	1.295	1.164	1.097	1.045	1.204	12.6	
Bromofluorobenzene		0.501	0.481	0.432	0.426	0.421	0.452	8.0	

* Compounds with required minimum RRF and maximum %RSD values.
All other compounds must meet a minimum RRF of 0.010.

Y-821

Quantitation Report

Data File : D:\M\DATA\JUL06\M0703\M6701.D
Acq On : 3 Jul 2006 10:02
Sample : VSTD050
Misc : WATER
MS Integration Params: rteint.p
Quant Time: Jul 5 9:04 2006

Vial: 2
Operator:
Inst : GC/MS Ins
Multiplr: 1.00

Quant Results File: VM8A0703.R

Method : D:\M\METHODS\VM8A0703.M (RTE Integrator)
Title : VOA 8260 METHOD
Last Update : Mon Jul 03 13:08:12 2006
Response via : Initial Calibration



V-082

Quantitation Report (Not Reviewed)

Data File : D:\M\DATA\JUL06\M0703\M6701.D
Acq On : 3 Jul 2006 10:02
Sample : VSTD050
Misc : WATER
MS Integration Params: rteint.p
Quant Time: Jul 5 9:04 2006

Vial: 2
Operator:
Inst : GC/MS Ins
Multiplr: 1.00

Quant Results File: VM8A0703.RES

Quant Method : D:\M\METHODS\VM8A0703.M (RTE Integrator)
Title : VOA 8260 METHOD
Last Update : Mon Jul 03 13:08:12 2006
Response via : Initial Calibration
DataAcq Meth : VM8A0619

Internal Standards	R.T.	QIon	Response	Conc Units	Dev(Min)
1) Pentafluorobenzene	7.45	168	166202	50.00 ug/l	0.00
24) 1,4-Difluorobenzene	8.59	114	353077	50.00 ug/l	0.00
43) Chlorobenzene-d5	13.78	117	302258	50.00 ug/l	0.00
55) 1,4-Dichlorobenzene-d4	19.97	152	116734	50.00 ug/l	0.01
System Monitoring Compounds					
25) 1,2-Dichloroethane-d4	7.91	65	124342	49.52 ug/l	0.00
Spiked Amount 50.000	Range 76 - 114		Recovery = 99.04%		
36) Toluene-d8	10.90	98	375275	49.33 ug/l	0.00
Spiked Amount 50.000	Range 88 - 110		Recovery = 98.66%		
42) Bromofluorobenzene	17.34	95	137569	48.69 ug/l	0.00
Spiked Amount 50.000	Range 86 - 115		Recovery = 97.38%		
Target Compounds					Qvalue
2) Acrolein	3.48	56	105369	225.24 ug/l	95
3) Acrylonitrile	4.97	53	490799	239.06 ug/l	93
4) Acetone	3.75	43	42620	44.02 ug/l	80
5) Dichlorodifluoromethane	1.61	85	123130	51.89 ug/l	96
6) Chloromethane	1.86	50	124976	48.57 ug/l	99
7) Vinyl Chloride	1.95	62	145753	49.09 ug/l	99
8) Bromomethane	2.32	94	62138	47.27 ug/l	99
9) Chloroethane	2.43	64	46327	48.54 ug/l	99
10) Trichoroflouromethane	2.67	101	123562	55.18 ug/l	98
11) 1,1-Dichloroethene	3.44	61	147356	49.02 ug/l	85
12) Carbon disulfide	3.72	76	272061	49.73 ug/l	99
13) Methylene Chloride	4.37	49	144261	41.12 ug/l	81
14) trans-1,2-Dichloroethene	4.72	61	176789	49.47 ug/l	99
15) 1,1-Dichloroethane	5.53	63	215240	48.89 ug/l	98
16) Vinyl acetate	5.65	43	143873	49.61 ug/l	95
17) 2,2-Dichloropropane	6.43	77	195774	50.59 ug/l	95
18) 2-Butanone	6.64	43	61244	47.17 ug/l	92
19) cis-1,2-Dichloroethene	6.52	61	183309	48.88 ug/l	99
20) Chloroform	7.06	83	222367	49.46 ug/l	99
21) Bromochloromethane	6.93	130	93855	49.62 ug/l #	72
22) 1,1,1-Trichloroethane	7.23	97	175511	49.87 ug/l	98
23) T-butyl alcohol	4.78	59	131524	472.17 ug/l #	45
26) 1,1-Dichloropropene	7.50	75	206372	51.22 ug/l	97
27) Carbon Tetrachloride	7.42	119	136695	50.10 ug/l	96
28) 1,2-Dichloroethane	8.04	62	175567	49.38 ug/l	88
29) Benzene	7.83	78	505325	49.10 ug/l	98
30) Trichloroethene	8.92	95	140927	48.96 ug/l	100
31) 1,2-Dichloropropane	9.37	63	137668	49.09 ug/l	95

(#) = qualifier out of range (m) = manual integration

V-323

Quantitation Report (Not Reviewed)

Data File : D:\M\DATA\JUL06\M0703\M6701.D
Acq On : 3 Jul 2006 10:02
Sample : VSTD050
Misc : WATER
MS Integration Params: rteint.p
Quant Time: Jul 5 9:04 2006

Vial: 2
Operator:
Inst : GC/MS Ins
Multiplr: 1.00
Quant Results File: VM8A0703.RES

Quant Method : D:\M\METHODS\VM8A0703.M (RTE Integrator)
Title : VOA 8260 METHOD
Last Update : Mon Jul 03 13:08:12 2006
Response via : Initial Calibration
DataAcq Meth : VM8A0619

	Compound	R.T.	QIon	Response	Conc	Unit		Qvalue
32)	Bromodichloromethane	9.84	83	176297	50.67	ug/l		98
33)	Dibromomethane	9.57	174	82638	50.98	ug/l		97
34)	2-Chloroethylvinylether	10.39	63	80950	49.41	ug/l		99
35)	cis-1,3-dichloropropene	10.58	75	238383	50.04	ug/l		99
37)	Toluene	11.01	91	513025	48.90	ug/l		99
38)	trans-1,3-Dichloropropene	11.57	75	212351	49.91	ug/l		98
39)	1,1,2-Trichloroethane	11.88	97	125405	48.92	ug/l		99
40)	4-Methyl-2-pentanone	10.85	43	118156	47.39	ug/l		96
41)	1,2-Dibromoethane	12.79	107	143595	49.48	ug/l		100
44)	2-Hexanone	12.33	43	79887	47.47	ug/l		99
45)	1,3-dichloropropane	12.19	76	231432	49.26	ug/l		99
46)	Tetrachloroethene	11.89	166	119201	49.96	ug/l		95
47)	Dibromochloromethane	12.56	129	132398	50.51	ug/l		96
48)	Ethylbenzene	14.07	91	559591	49.51	ug/l		100
49)	Chlorobenzene	13.85	112	334480	48.60	ug/l		99
50)	1,1,1,2-Tetrachloroethane	14.10	131	117576	50.09	ug/l		96
51)	m,p-Xylene	14.40	91	814647	98.81	ug/l		97
52)	o-Xylene	15.56	91	810468	99.17	ug/l		98
53)	Styrene	15.67	104	665877	99.35	ug/l		96
54)	Bromoform	16.33	173	67473	50.65	ug/l		100
56)	Isopropylbenzene	16.76	105	459327	49.56	ug/l		96
57)	1,1,2,2-Tetrachloroethane	17.92	83	151501	47.73	ug/l		97
58)	1,2,3-Trichloropropane	18.00	75	121419	47.10	ug/l		97
59)	n-Propyl benzene	17.92	91	603900	49.73	ug/l		99
60)	Bromobenzene	17.65	77	209461	48.39	ug/l		96
61)	1,3,5-Trimethylbenzene	18.41	105	387452	50.37	ug/l		95
62)	2-Chlorotoluene	18.15	91	356588	48.83	ug/l		99
63)	4-Chlorotoluene	18.45	91	397430	49.35	ug/l		97
64)	tert-Butylbenzene	19.08	119	342609	49.90	ug/l		96
65)	1,2,4-Trimethylbenzene	19.23	105	391851	50.10	ug/l		97
66)	sec-Butylbenzene	19.55	105	550415	50.16	ug/l		99
67)	p-Isopropyltoluene	19.87	119	436475	50.46	ug/l		95
68)	1,3-Dichlorobenzene	19.81	146	215073	49.47	ug/l		98
69)	1,4-Dichlorobenzene	20.02	146	217981	49.68	ug/l		97
70)	n-Butylbenzene	20.65	91	420694	50.58	ug/l		99
71)	1,2-Dichlorobenzene	20.70	146	193519	49.29	ug/l		98
72)	1,2-Dibromo-3-Chloropropan	22.09	157	23984	48.64	ug/l	#	87
73)	1,2,4-Trichlorobenzene	23.28	180	103835	49.91	ug/l		99
74)	Hexachlorobutadiene	23.46	225	47705	51.00	ug/l		99
75)	Naphthalene	23.67	128	305900	47.97	ug/l		97
76)	1,2,3-Trichlorobenzene	24.06	180	91043	49.29	ug/l		99

(#) = qualifier out of range (m) = manual integration

V-224

Quantitation Report (Not Reviewed)

Data File : D:\M\DATA\JUL06\M0703\M6701.D Vial: 2
Acq On : 3 Jul 2006 10:02 Operator:
Sample : VSTD050 Inst : GC/MS Ins
Misc : WATER Multiplr: 1.00
MS Integration Params: rteint.p
Quant Time: Jul 5 9:04 2006 Quant Results File: VM8A0703.RES

Quant Method : D:\M\METHODS\VM8A0703.M (RTE Integrator)
Title : VOA 8260 METHOD
Last Update : Mon Jul 03 13:08:12 2006
Response via : Initial Calibration
DataAcq Meth : VM8A0619

Compound	R.T.	QIon	Response	Conc Unit	Qvalue
77) Methyl t-butyl ether	4.74	73	545732	98.61 ug/l	91

(#) = qualifier out of range (m) = manual integration

Y-025

Quantitation Report

Data File : D:\M\DATA\JUL06\M0703\M6702.D
Acq On : 3 Jul 2006 10:37
Sample : VSTD020
Misc : WATER
MS Integration Params: rteint.p
Quant Time: Jul 3 13:07 2006

Vial: 3
Operator:
Inst : GC/MS Ins
Multiplr: 1.00
Quant Results File: VM8A0619.R

Method : D:\M\METHODS\VM8A0703.M (RTE Integrator)
Title : VOA 8260 METHOD
Last Update : Mon Jul 03 13:08:12 2006
Response via : Initial Calibration

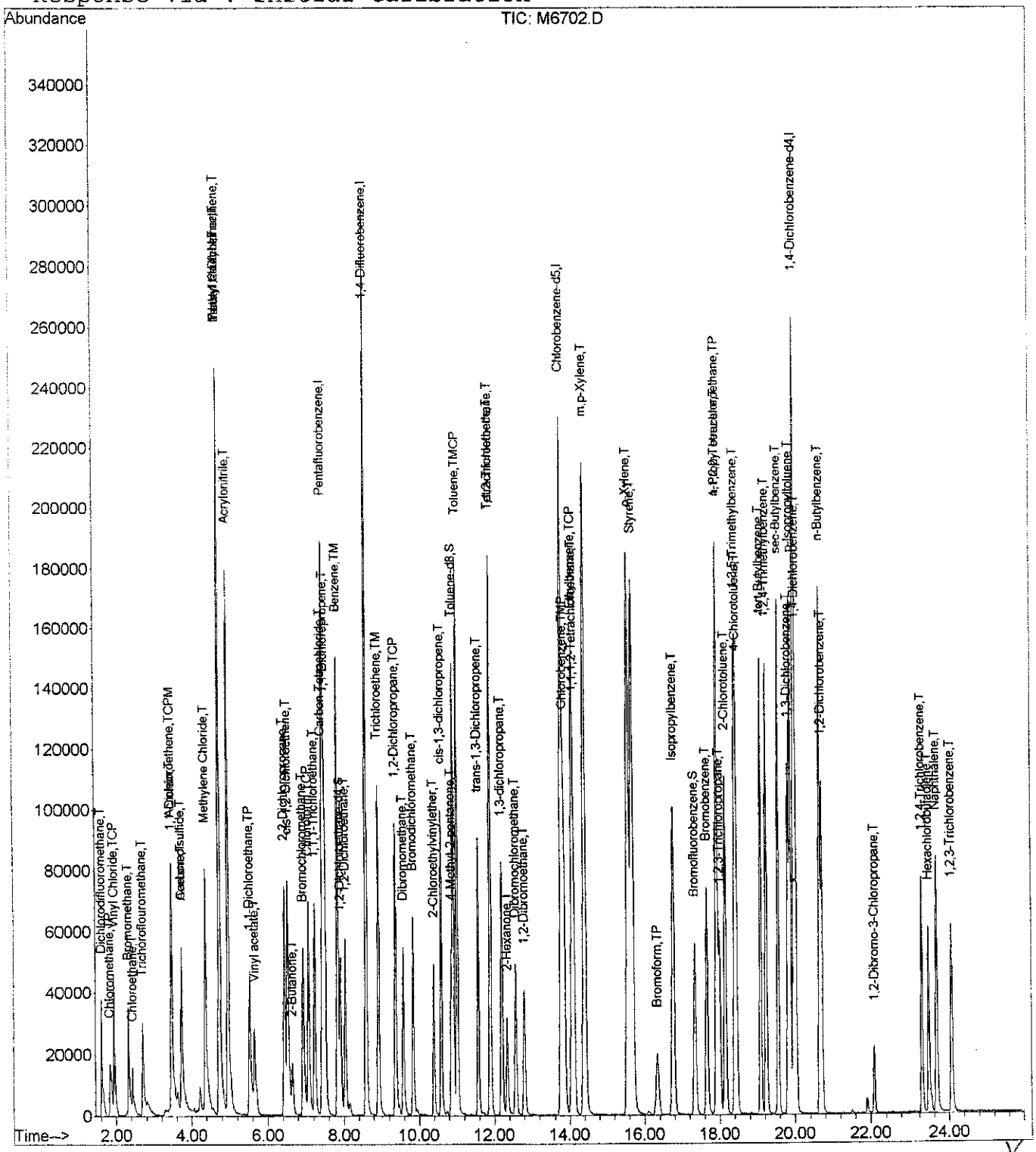

Y-226

Quantitation Report (QT Reviewed)

Data File : D:\M\DATA\JUL06\M0703\M6702.D
Acq On : 3 Jul 2006 10:37
Sample : VSTD020
Misc : WATER
MS Integration Params: rteint.p
Quant Time: Jul 3 13:07 2006

Vial: 3
Operator:
Inst : GC/MS Ins
Multiplr: 1.00
Quant Results File: VM8A0619.RES

Quant Method : D:\M\METHODS\VM8A0619.M (RTE Integrator)
Title : VOA 8260 METHOD
Last Update : Mon Jun 19 16:10:35 2006
Response via : Initial Calibration
DataAcq Meth : VM8A0619

Internal Standards	R.T.	QIon	Response	Conc	Units	Dev(Min)
1) Pentafluorobenzene	7.46	168	170600	50.00	ug/l	0.01
24) 1,4-Difluorobenzene	8.60	114	365140	50.00	ug/l	0.00
43) Chlorobenzene-d5	13.78	117	315105	50.00	ug/l	0.00
55) 1,4-Dichlorobenzene-d4	19.97	152	123536	50.00	ug/l	0.01

System Monitoring Compounds						
25) 1,2-Dichloroethane-d4	7.92	65	51606	16.77	ug/l	0.00
Spiked Amount 50.000	Range 76 - 114		Recovery = 33.54%#			
36) Toluene-d8	10.91	98	153992	19.24	ug/l	0.00
Spiked Amount 50.000	Range 88 - 110		Recovery = 38.48%#			
42) Bromofluorobenzene	17.34	95	57144	17.58	ug/l	0.00
Spiked Amount 50.000	Range 86 - 115		Recovery = 35.16%#			

Target Compounds						Qvalue
2) Acrolein	3.47	56	49274	173.01	ug/l	99
3) Acrylonitrile	4.96	53	220569	145.03	ug/l	92
4) Acetone	3.74	43	24463	21.67	ug/l	71
5) Dichlorodifluoromethane	1.61	85	51042	42.40	ug/l	93
6) Chloromethane	1.84	50	53277	37.81	ug/l	98
7) Vinyl Chloride	1.95	62	59824	30.67	ug/l	99
8) Bromomethane	2.32	94	27197	21.27	ug/l	89
9) Chloroethane	2.43	64	19626	19.21	ug/l	93
10) Trichoroflouromethane	2.70	101	42919	17.26	ug/l	95
11) 1,1-Dichloroethene	3.45	61	60317	24.59	ug/l	86
12) Carbon disulfide	3.74	76	109756	28.61	ug/l	93
13) Methylene Chloride	4.37	49	77352	28.56	ug/l	85
14) trans-1,2-Dichloroethene	4.73	61	72785	24.27	ug/l	98
15) 1,1-Dichloroethane	5.54	63	89386	23.84	ug/l	98
16) Vinyl acetate	5.65	43	59959	22.56	ug/l	94
17) 2,2-Dichloropropane	6.44	77	78067	20.07	ug/l	96
18) 2-Butanone	6.64	43	28347	23.97	ug/l	86
19) cis-1,2-Dichloroethene	6.52	61	76233	23.00	ug/l	98
20) Chloroform	7.07	83	90785	20.20	ug/l	100
21) Bromochloromethane	6.93	130	38469	20.87	ug/l #	72
22) 1,1,1-Trichloroethane	7.23	97	69652	18.96	ug/l	98
23) T-butyl alcohol	4.74	59	66336	239.53	ug/l	99
26) 1,1-Dichloropropene	7.51	75	81932m	21.24	ug/l	
27) Carbon Tetrachloride	7.42	119	54615	17.48	ug/l	98
28) 1,2-Dichloroethane	8.04	62	72318	17.20	ug/l	88
29) Benzene	7.84	78	207734	22.49	ug/l	97
30) Trichloroethene	8.92	95	57732	19.83	ug/l	93
31) 1,2-Dichloropropane	9.37	63	57016	23.14	ug/l	95

(#) = qualifier out of range (m) = manual integration

Y-327

Quantitation Report (QT Reviewed)

Data File : D:\M\DATA\JUL06\M0703\M6702.D
Acq On : 3 Jul 2006 10:37
Sample : VSTD020
Misc : WATER
MS Integration Params: rteint.p
Quant Time: Jul 3 13:07 2006

Vial: 3
Operator:
Inst : GC/MS Ins
Multiplr: 1.00
Quant Results File: VM8A0619.RES

Quant Method : D:\M\METHODS\VM8A0619.M (RTE Integrator)
Title : VOA 8260 METHOD
Last Update : Mon Jun 19 16:10:35 2006
Response via : Initial Calibration
DataAcq Meth : VM8A0619

	Compound	R.T.	QIon	Response	Conc Unit	Qvalue
32)	Bromodichloromethane	9.84	83	68858	17.61 ug/l	97
33)	Dibromomethane	9.58	174	32988	18.23 ug/l	97
34)	2-Chloroethylvinylether	10.39	63	33209	21.06 ug/l	99
35)	cis-1,3-dichloropropene	10.58	75	96205	20.41 ug/l	98
37)	Toluene	11.02	91	213493	20.66 ug/l	99
38)	trans-1,3-Dichloropropene	11.58	75	85857	18.72 ug/l	99
39)	1,1,2-Trichloroethane	11.89	97	53251	20.35 ug/l	100
40)	4-Methyl-2-pentanone	10.85	43	54858	23.82 ug/l	95
41)	1,2-Dibromoethane	12.79	107	59895	19.58 ug/l	94
44)	2-Hexanone	12.34	43	38186	24.52 ug/l	96
45)	1,3-dichloropropane	12.19	76	95751	21.52 ug/l	99
46)	Tetrachloroethene	11.89	166	48828	19.39 ug/l	97
47)	Dibromochloromethane	12.57	129	52782	17.89 ug/l	98
48)	Ethylbenzene	14.07	91	230941	20.45 ug/l	99
49)	Chlorobenzene	13.85	112	139163	19.68 ug/l	98
50)	1,1,1,2-Tetrachloroethane	14.11	131	47438	18.32 ug/l	99
51)	m,p-Xylene	14.40	91	337845	40.60 ug/l	94
52)	o-Xylene	15.56	91	334125	40.27 ug/l	97
53)	Styrene	15.68	104	275236	41.53 ug/l	93
54)	Bromoform	16.33	173	26581	16.88 ug/l	95
56)	Isopropylbenzene	16.77	105	188307	21.58 ug/l	98
57)	1,1,2,2-Tetrachloroethane	17.93	83	68583	24.12 ug/l	93
58)	1,2,3-Trichloropropane	18.00	75	55962	23.42 ug/l	97
59)	n-Propyl benzene	17.92	91	248940	22.55 ug/l	99
60)	Bromobenzene	17.65	77	88188	21.46 ug/l	98
61)	1,3,5-Trimethylbenzene	18.41	105	158728	21.58 ug/l	97
62)	2-Chlorotoluene	18.15	91	149970	21.83 ug/l	98
63)	4-Chlorotoluene	18.45	91	166840	21.47 ug/l	99
64)	tert-Butylbenzene	19.09	119	141633	20.87 ug/l	99
65)	1,2,4-Trimethylbenzene	19.23	105	160284	21.52 ug/l	96
66)	sec-Butylbenzene	19.56	105	225788	22.18 ug/l	99
67)	p-Isopropyltoluene	19.87	119	177565	20.88 ug/l	95
68)	1,3-Dichlorobenzene	19.82	146	90446	20.74 ug/l	97
69)	1,4-Dichlorobenzene	20.02	146	91400	20.72 ug/l	99
70)	n-Butylbenzene	20.65	91	169491	22.28 ug/l	99
71)	1,2-Dichlorobenzene	20.71	146	80298	20.11 ug/l	98
72)	1,2-Dibromo-3-Chloropropan	22.11	157	10908	20.76 ug/l	91
73)	1,2,4-Trichlorobenzene	23.28	180	42510	19.99 ug/l	98
74)	Hexachlorobutadiene	23.46	225	18781	19.42 ug/l	96
75)	Naphthalene	23.67	128	138953	21.84 ug/l	99
76)	1,2,3-Trichlorobenzene	24.07	180	37777	20.14 ug/l	97

(#) = qualifier out of range (m) = manual integration

V-228

Quantitation Report (QT Reviewed)

Data File : D:\M\DATA\JUL06\M0703\M6702.D
Acq On : 3 Jul 2006 10:37
Sample : VSTD020
Misc : WATER
MS Integration Params: rteint.p
Quant Time: Jul 3 13:07 2006

Vial: 3
Operator:
Inst : GC/MS Ins
Multiplr: 1.00
Quant Results File: VM8A0619.RES

Quant Method : D:\M\METHODS\VM8A0619.M (RTE Integrator)
Title : VOA 8260 METHOD
Last Update : Mon Jun 19 16:10:35 2006
Response via : Initial Calibration
DataAcq Meth : VM8A0619

Compound	R.T.	QIon	Response	Conc Unit	Qvalue
77) Methyl t-butyl ether	4.74	73	226704	47.08 ug/l	95

(#) = qualifier out of range (m) = manual integration

V-209

Quantitation Report

Data File : D:\M\DATA\JUL06\M0703\M6703.D
Acq On : 3 Jul 2006 11:11
Sample : VSTD010
Misc : WATER
MS Integration Params: rteint.p
Quant Time: Jul 3 13:06 2006

Vial: 4
Operator:
Inst : GC/MS Ins
Multiplr: 1.00
Quant Results File: VM8A0619.R

Method : D:\M\METHODS\VM8A0703.M (RTE Integrator)
Title : VOA 8260 METHOD
Last Update : Mon Jul 03 13:08:12 2006
Response via : Initial Calibration

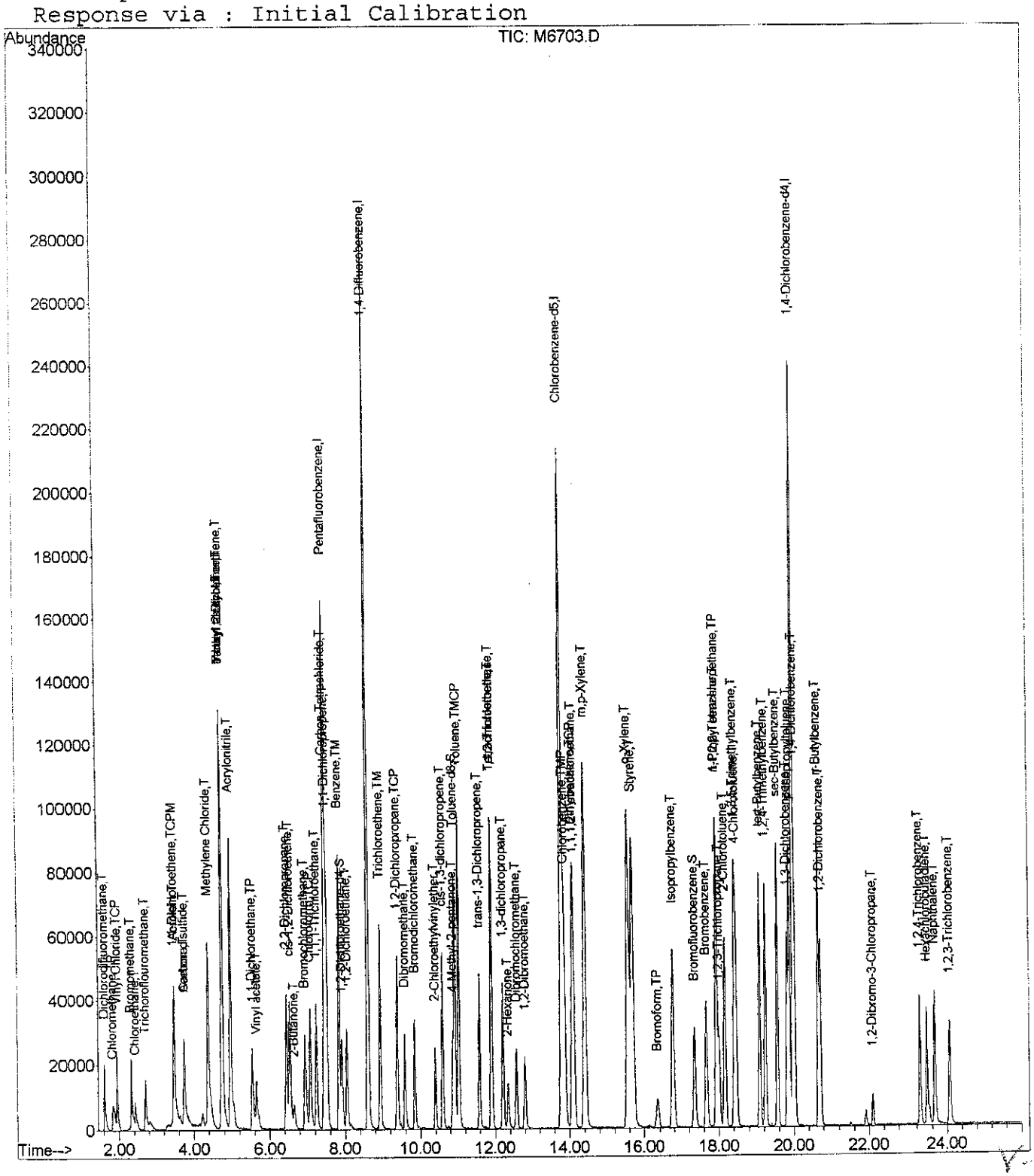

V-230

Quantitation Report (QT Reviewed)

Data File : D:\M\DATA\JUL06\M0703\M6703.D
Acq On : 3 Jul 2006 11:11
Sample : VSTD010
Misc : WATER
MS Integration Params: rteint.p
Quant Time: Jul 3 13:06 2006

Vial: 4
Operator:
Inst : GC/MS Ins
Multiplr: 1.00
Quant Results File: VM8A0619.RES

Quant Method : D:\M\METHODS\VM8A0619.M (RTE Integrator)
Title : VOA 8260 METHOD
Last Update : Mon Jun 19 16:10:35 2006
Response via : Initial Calibration
DataAcq Meth : VM8A0619

Internal Standards	R.T.	QIon	Response	Conc	Units	Dev(Min)
1) Pentafluorobenzene	7.47	168	163548	50.00	ug/l	0.02
24) 1,4-Difluorobenzene	8.60	114	348418	50.00	ug/l	0.01
43) Chlorobenzene-d5	13.79	117	299428	50.00	ug/l	0.02
55) 1,4-Dichlorobenzene-d4	19.98	152	114839	50.00	ug/l	0.02

System Monitoring Compounds						
25) 1,2-Dichloroethane-d4	7.92	65	27666	9.42	ug/l	0.00
Spiked Amount 50.000	Range 76 - 114		Recovery = 18.84%#			
36) Toluene-d8	10.91	98	84047	11.00	ug/l	0.01
Spiked Amount 50.000	Range 88 - 110		Recovery = 22.00%#			
42) Bromofluorobenzene	17.35	95	31601	10.19	ug/l	0.02
Spiked Amount 50.000	Range 86 - 115		Recovery = 20.38%#			

Target Compounds						Qvalue
2) Acrolein	3.48	56	25389	92.99	ug/l	96
3) Acrylonitrile	4.97	53	113410	77.79	ug/l	92
4) Acetone	3.73	43	12726	11.76	ug/l	71
5) Dichlorodifluoromethane	1.61	85	25698	22.27	ug/l	97
6) Chloromethane	1.84	50	26640m	19.72	ug/l	
7) Vinyl Chloride	1.95	62	30311	16.21	ug/l	100
8) Bromomethane	2.33	94	14045	11.46	ug/l	100
9) Chloroethane	2.43	64	10544	10.77	ug/l	90
10) Trichoroflouromethane	2.71	101	21822	9.15	ug/l	91
11) 1,1-Dichloroethene	3.46	61	33553	14.27	ug/l	92
12) Carbon disulfide	3.74	76	56878	15.47	ug/l	89
13) Methylene Chloride	4.38	49	56817	21.88	ug/l	80
14) trans-1,2-Dichloroethene	4.73	61	39242	13.65	ug/l	94
15) 1,1-Dichloroethane	5.54	63	48379	13.46	ug/l	93
16) Vinyl acetate	5.66	43	30150	11.84	ug/l	95
17) 2,2-Dichloropropane	6.44	77	41107	11.03	ug/l	96
18) 2-Butanone	6.64	43	14338	12.65	ug/l	94
19) cis-1,2-Dichloroethene	6.53	61	40856	12.86	ug/l	98
20) Chloroform	7.08	83	49182	11.41	ug/l	99
21) Bromochloromethane	6.93	130	20374	11.53	ug/l #	74
22) 1,1,1-Trichloroethane	7.24	97	38000	10.79	ug/l	97
23) T-butyl alcohol	4.74	59	29947	112.80	ug/l	86
26) 1,1-Dichloropropene	7.51	75	47349m	12.86	ug/l	
27) Carbon Tetrachloride	7.44	119	29514	9.90	ug/l	89
28) 1,2-Dichloroethane	8.05	62	39115	9.75	ug/l	86
29) Benzene	7.84	78	115875	13.15	ug/l	96
30) Trichloroethene	8.93	95	32033	11.53	ug/l	97
31) 1,2-Dichloropropane	9.38	63	31000	13.18	ug/l	90

(#) = qualifier out of range (m) = manual integration

V-231

Quantitation Report (QT Reviewed)

Data File : D:\M\DATA\JUL06\M0703\M6703.D
Acq On : 3 Jul 2006 11:11
Sample : VSTD010
Misc : WATER
MS Integration Params: rteint.p
Quant Time: Jul 3 13:06 2006

Vial: 4
Operator:
Inst : GC/MS Ins
Multiplr: 1.00
Quant Results File: VM8A0619.RES

Quant Method : D:\M\METHODS\VM8A0619.M (RTE Integrator)
Title : VOA 8260 METHOD
Last Update : Mon Jun 19 16:10:35 2006
Response via : Initial Calibration
DataAcq Meth : VM8A0619

	Compound	R.T.	QIon	Response	Conc Unit	Qvalue
32)	Bromodichloromethane	9.84	83	35779	9.59 ug/l	97
33)	Dibromomethane	9.59	174	17192	9.96 ug/l	97
34)	2-Chloroethylvinylether	10.40	63	16274	10.82 ug/l	92
35)	cis-1,3-dichloropropene	10.58	75	50620	11.26 ug/l	98
37)	Toluene	11.02	91	117857	11.95 ug/l	98
38)	trans-1,3-Dichloropropene	11.58	75	44578	10.19 ug/l	97
39)	1,1,2-Trichloroethane	11.89	97	28349	11.35 ug/l	91
40)	4-Methyl-2-pentanone	10.87	43	27244	12.40 ug/l	96
41)	1,2-Dibromoethane	12.80	107	30890	10.58 ug/l	95
44)	2-Hexanone	12.35	43	17661	11.93 ug/l	93
45)	1,3-dichloropropane	12.21	76	52014	12.30 ug/l	98
46)	Tetrachloroethene	11.90	166	26359	11.02 ug/l	95
47)	Dibromochloromethane	12.57	129	25766	9.19 ug/l	98
48)	Ethylbenzene	14.07	91	123589	11.52 ug/l	97
49)	Chlorobenzene	13.86	112	77319	11.50 ug/l	98
50)	1,1,1,2-Tetrachloroethane	14.11	131	25463	10.35 ug/l	96
51)	m,p-Xylene	14.41	91	181396	22.94 ug/l	99
52)	o-Xylene	15.57	91	179338	22.75 ug/l	97
53)	Styrene	15.68	104	144718	22.98 ug/l	99
54)	Bromoform	16.34	173	12297	8.22 ug/l	96
56)	Isopropylbenzene	16.77	105	100973	12.45 ug/l	98
57)	1,1,2,2-Tetrachloroethane	17.92	83	35118	13.29 ug/l	94
58)	1,2,3-Trichloropropane	18.00	75	28569	12.86 ug/l	97
59)	n-Propyl benzene	17.93	91	131855	12.85 ug/l	99
60)	Bromobenzene	17.67	77	47476	12.43 ug/l	96
61)	1,3,5-Trimethylbenzene	18.41	105	83225	12.17 ug/l	95
62)	2-Chlorotoluene	18.15	91	80482	12.60 ug/l	99
63)	4-Chlorotoluene	18.45	91	86712	12.01 ug/l	99
64)	tert-Butylbenzene	19.09	119	73965	11.72 ug/l	96
65)	1,2,4-Trimethylbenzene	19.24	105	85506	12.35 ug/l	93
66)	sec-Butylbenzene	19.56	105	119365	12.62 ug/l	99
67)	p-Isopropyltoluene	19.88	119	93628	11.84 ug/l	96
68)	1,3-Dichlorobenzene	19.82	146	47376	11.69 ug/l	96
69)	1,4-Dichlorobenzene	20.02	146	48044	11.72 ug/l	91
70)	n-Butylbenzene	20.65	91	91272	12.91 ug/l	98
71)	1,2-Dichlorobenzene	20.71	146	43257	11.65 ug/l	100
72)	1,2-Dibromo-3-Chloropropan	22.11	157	4768	9.76 ug/l	90
73)	1,2,4-Trichlorobenzene	23.29	180	22456	11.36 ug/l	99
74)	Hexachlorobutadiene	23.47	225	10499	11.68 ug/l	93
75)	Naphthalene	23.67	128	67660	11.44 ug/l	98
76)	1,2,3-Trichlorobenzene	24.06	180	20581	11.81 ug/l	95

(#) = qualifier out of range (m) = manual integration

V-232

Quantitation Report (QT Reviewed)

Data File : D:\M\DATA\JUL06\M0703\M6703.D
Acq On : 3 Jul 2006 11:11
Sample : VSTD010
Misc : WATER
MS Integration Params: rteint.p
Quant Time: Jul 3 13:06 2006

Vial: 4
Operator:
Inst : GC/MS Ins
Multiplr: 1.00
Quant Results File: VM8A0619.RES

Quant Method : D:\M\METHODS\VM8A0619.M (RTE Integrator)
Title : VOA 8260 METHOD
Last Update : Mon Jun 19 16:10:35 2006
Response via : Initial Calibration
DataAcq Meth : VM8A0619

Compound	R.T.	QIon	Response	Conc Unit	Qvalue
77) Methyl t-butyl ether	4.74	73	121646	27.18 ug/l	91

(#) = qualifier out of range (m) = manual integration
V-233

Quantitation Report

Data File : D:\M\DATA\JUL06\M0703\M6704.D
Acq On : 3 Jul 2006 11:54
Sample : VSTD100
Misc : WATER
MS Integration Params: rteint.p
Quant Time: Jul 3 13:07 2006

Vial: 5
Operator:
Inst : GC/MS Ins
Multiplr: 1.00

Quant Results File: VM8A0619.R

Method : D:\M\METHODS\VM8A0703.M (RTE Integrator)
Title : VOA 8260 METHOD
Last Update : Mon Jul 03 13:08:12 2006
Response via : Initial Calibration



Y-234

Quantitation Report (QT Reviewed)

Data File : D:\M\DATA\JUL06\M0703\M6704.D
Acq On : 3 Jul 2006 11:54
Sample : VSTD100
Misc : WATER
MS Integration Params: rteint.p
Quant Time: Jul 3 13:07 2006

Vial: 5
Operator:
Inst : GC/MS Ins
Multiplr: 1.00

Quant Results File: VM8A0619.RES

Quant Method : D:\M\METHODS\VM8A0619.M (RTE Integrator)
Title : VOA 8260 METHOD
Last Update : Mon Jun 19 16:10:35 2006
Response via : Initial Calibration
DataAcq Meth : VM8A0619

Internal Standards	R.T.	QIon	Response	Conc	Units	Dev(Min)
1) Pentafluorobenzene	7.46	168	175499	50.00	ug/l	0.01
24) 1,4-Difluorobenzene	8.60	114	371875	50.00	ug/l	0.00
43) Chlorobenzene-d5	13.79	117	322062	50.00	ug/l	0.02
55) 1,4-Dichlorobenzene-d4	19.98	152	122759	50.00	ug/l	0.02
System Monitoring Compounds						
25) 1,2-Dichloroethane-d4	7.92	65	249214	79.52	ug/l	0.00
Spiked Amount 50.000	Range 76 - 114		Recovery = 159.04%#			
36) Toluene-d8	10.91	98	771965	94.68	ug/l	0.00
Spiked Amount 50.000	Range 88 - 110		Recovery = 189.36%#			
42) Bromofluorobenzene	17.34	95	288833	87.23	ug/l	0.01
Spiked Amount 50.000	Range 86 - 115		Recovery = 174.46%#			

Target Compounds						Qvalue
2) Acrolein	3.47	56	233427	796.73	ug/l	98
3) Acrylonitrile	4.97	53	1011388	646.45	ug/l	91
4) Acetone	3.74	43	81494	70.18	ug/l	72
5) Dichlorodifluoromethane	1.61	85	232620	187.84	ug/l	94
6) Chloromethane	1.84	50	275580	190.13	ug/l	98
7) Vinyl Chloride	1.95	62	314104	156.53	ug/l	100
8) Bromomethane	2.33	94	134448	102.19	ug/l	100
9) Chloroethane	2.43	64	95440	90.81	ug/l	98
10) Trichoroflouromethane	2.69	101	228225	89.22	ug/l	98
11) 1,1-Dichloroethene	3.45	61	300929	119.25	ug/l	86
12) Carbon disulfide	3.74	76	562950	142.65	ug/l	98
13) Methylene Chloride	4.37	49	273715	98.25	ug/l	82
14) trans-1,2-Dichloroethene	4.73	61	355518	115.25	ug/l	98
15) 1,1-Dichloroethane	5.53	63	443859	115.09	ug/l	99
16) Vinyl acetate	5.65	43	291325	106.57	ug/l	94
17) 2,2-Dichloropropane	6.44	77	386562	96.63	ug/l	97
18) 2-Butanone	6.64	43	128435	105.56	ug/l	93
19) cis-1,2-Dichloroethene	6.53	61	376655	110.46	ug/l	99
20) Chloroform	7.07	83	449629	97.24	ug/l	100
21) Bromochloromethane	6.93	130	188008	99.14	ug/l #	73
22) 1,1,1-Trichloroethane	7.24	97	354767	93.89	ug/l	97
23) T-butyl alcohol	4.75	59	272531	956.60	ug/l	91
26) 1,1-Dichloropropene	7.51	75	383514m	97.61	ug/l	
27) Carbon Tetrachloride	7.43	119	276559	86.92	ug/l	97
28) 1,2-Dichloroethane	8.04	62	356014	83.13	ug/l	88
29) Benzene	7.84	78	1024235	108.90	ug/l	98
30) Trichloroethene	8.93	95	289982	97.78	ug/l	97
31) 1,2-Dichloropropane	9.38	63	279968	111.56	ug/l	94

(#) = qualifier out of range (m) = manual integration

V-235

Quantitation Report (QT Reviewed)

Data File : D:\M\DATA\JUL06\M0703\M6704.D
Acq On : 3 Jul 2006 11:54
Sample : VSTD100
Misc : WATER
MS Integration Params: rteint.p
Quant Time: Jul 3 13:07 2006

Vial: 5
Operator:
Inst : GC/MS Ins
Multiplr: 1.00
Quant Results File: VM8A0619.RES

Quant Method : D:\M\METHODS\VM8A0619.M (RTE Integrator)
Title : VOA 8260 METHOD
Last Update : Mon Jun 19 16:10:35 2006
Response via : Initial Calibration
DataAcq Meth : VM8A0619

Compound	R.T.	QIon	Response	Conc Unit	Qvalue
32) Bromodichloromethane	9.84	83	356083	89.44 ug/l	97
33) Dibromomethane	9.58	174	162936	88.43 ug/l	97
34) 2-Chloroethylvinylether	10.39	63	173702	108.18 ug/l	97
35) cis-1,3-dichloropropene	10.59	75	483068	100.65 ug/l	98
37) Toluene	11.02	91	1058562	100.58 ug/l	99
38) trans-1,3-Dichloropropene	11.57	75	437727	93.73 ug/l	98
39) 1,1,2-Trichloroethane	11.89	97	257431	96.60 ug/l	99
40) 4-Methyl-2-pentanone	10.86	43	252755	107.78 ug/l	96
41) 1,2-Dibromoethane	12.80	107	296396	95.12 ug/l	98
44) 2-Hexanone	12.34	43	172007	108.07 ug/l	100
45) 1,3-dichloropropane	12.20	76	471851	103.74 ug/l	99
46) Tetrachloroethene	11.90	166	240941	93.61 ug/l	97
47) Dibromochloromethane	12.57	129	278168	92.24 ug/l	100
48) Ethylbenzene	14.07	91	1157681	100.30 ug/l	99
49) Chlorobenzene	13.86	112	701207	97.01 ug/l	98
50) 1,1,1,2-Tetrachloroethane	14.12	131	241466	91.26 ug/l	99
51) m,p-Xylene	14.40	91	1673820	196.79 ug/l	95
52) o-Xylene	15.57	91	1662905	196.10 ug/l	97
53) Styrene	15.68	104	1384937	204.43 ug/l	96
54) Bromoform	16.34	173	148085	92.03 ug/l	95
56) Isopropylbenzene	16.77	105	935446	107.86 ug/l	98
57) 1,1,2,2-Tetrachloroethane	17.93	83	316726	112.11 ug/l	99
58) 1,2,3-Trichloropropane	18.01	75	258652	108.94 ug/l	96
59) n-Propyl benzene	17.93	91	1219232m	111.13 ug/l	
60) Bromobenzene	17.66	77	440091	107.75 ug/l	97
61) 1,3,5-Trimethylbenzene	18.41	105	774737	106.00 ug/l	97
62) 2-Chlorotoluene	18.16	91	734334	107.58 ug/l	98
63) 4-Chlorotoluene	18.46	91	818667	106.04 ug/l	98
64) tert-Butylbenzene	19.09	119	689025	102.15 ug/l	96
65) 1,2,4-Trimethylbenzene	19.24	105	786949	106.34 ug/l	95
66) sec-Butylbenzene	19.56	105	1094356	108.20 ug/l	99
67) p-Isopropyltoluene	19.88	119	865421	102.39 ug/l	96
68) 1,3-Dichlorobenzene	19.82	146	436395	100.71 ug/l	98
69) 1,4-Dichlorobenzene	20.03	146	437081	99.71 ug/l	100
70) n-Butylbenzene	20.65	91	817337	108.13 ug/l	99
71) 1,2-Dichlorobenzene	20.71	146	394939	99.51 ug/l	99
72) 1,2-Dibromo-3-Chloropropan	22.10	157	49950	95.68 ug/l	90
73) 1,2,4-Trichlorobenzene	23.28	180	203998	96.52 ug/l	97
74) Hexachlorobutadiene	23.47	225	87998	91.57 ug/l	97
75) Naphthalene	23.67	128	618225	97.78 ug/l	99
76) 1,2,3-Trichlorobenzene	24.07	180	176181	94.54 ug/l	100

(#) = qualifier out of range (m) = manual integration

V-236

Quantitation Report (QT Reviewed)

Data File : D:\M\DATA\JUL06\M0703\M6704.D
Acq On : 3 Jul 2006 11:54
Sample : VSTD100
Misc : WATER
MS Integration Params: rteint.p
Quant Time: Jul 3 13:07 2006

Vial: 5
Operator:
Inst : GC/MS Ins
Multiplr: 1.00
Quant Results File: VM8A0619.RES

Quant Method : D:\M\METHODS\VM8A0619.M (RTE Integrator)
Title : VOA 8260 METHOD
Last Update : Mon Jun 19 16:10:35 2006
Response via : Initial Calibration
DataAcq Meth : VM8A0619

Compound	R.T.	QIon	Response	Conc Unit	Qvalue
77) Methyl t-butyl ether	4.74	73	1090655	227.93 ug/l	93

(#) = qualifier out of range (m) = manual integration
M6704.D VM8A0703.M Mon Aug 14 15:22:50 2006

V-237

Quantitation Report

Data File : D:\M\DATA\JUL06\M0703\M6705.D
Acq On : 3 Jul 2006 12:28
Sample : VSTD200
Misc : WATER
MS Integration Params: rteint.p
Quant Time: Jul 3 12:54 2006

Vial: 6
Operator:
Inst : GC/MS Ins
Multiplr: 1.00
Quant Results File: VM8A0619.R

Method : D:\M\METHODS\VM8A0703.M (RTE Integrator)
Title : VOA 8260 METHOD
Last Update : Mon Jul 03 13:08:12 2006
Response via : Initial Calibration



V-238

Quantitation Report (QT Reviewed)

Data File : D:\M\DATA\JUL06\M0703\M6705.D
Acq On : 3 Jul 2006 12:28
Sample : VSTD200
Misc : WATER
MS Integration Params: rteint.p
Quant Time: Jul 3 12:54 2006

Vial: 6
Operator:
Inst : GC/MS Ins
Multiplr: 1.00
Quant Results File: VM8A0619.RES

Quant Method : D:\M\METHODS\VM8A0619.M (RTE Integrator)
Title : VOA 8260 METHOD
Last Update : Mon Jun 19 16:10:35 2006
Response via : Initial Calibration
DataAcq Meth : VM8A0619

Internal Standards	R.T.	QIon	Response	Conc	Units	Dev(Min)
1) Pentafluorobenzene	7.47	168	166889	50.00	ug/l	0.03
24) 1,4-Difluorobenzene	8.60	114	361074	50.00	ug/l	0.01
43) Chlorobenzene-d5	13.80	117	302573	50.00	ug/l	0.02
55) 1,4-Dichlorobenzene-d4	19.99	152	114641	50.00	ug/l	0.02
System Monitoring Compounds						
25) 1,2-Dichloroethane-d4	7.92	65	491454	161.51	ug/l	0.01
Spiked Amount 50.000	Range 76 - 114		Recovery = 323.02%#			
36) Toluene-d8	10.92	98	1480376	187.00	ug/l	0.02
Spiked Amount 50.000	Range 88 - 110		Recovery = 374.00%#			
42) Bromofluorobenzene	17.35	95	545626	169.72	ug/l	0.03
Spiked Amount 50.000	Range 86 - 115		Recovery = 339.44%#			
Target Compounds						Qvalue
2) Acrolein	3.48	56	481396	1727.87	ug/l	95
3) Acrylonitrile	4.99	53	1940719	1304.45	ug/l	92
4) Acetone	3.76	43	146954	133.08	ug/l	72
5) Dichlorodifluoromethane	1.61	85	422166	358.49	ug/l	95
6) Chloromethane	1.87	50	492770	357.52	ug/l	99
7) Vinyl Chloride	1.95	62	594503	311.55	ug/l	100
8) Bromomethane	2.33	94	262019	209.43	ug/l	98
9) Chloroethane	2.44	64	183504	183.60	ug/l	99
10) Trichoroflouromethane	2.68	101	452781	186.14	ug/l	98
11) 1,1-Dichloroethene	3.45	61	579338	241.43	ug/l	84
12) Carbon disulfide	3.73	76	1095252	291.84	ug/l	98
13) Methylene Chloride	4.37	49	506265	191.09	ug/l	81
14) trans-1,2-Dichloroethene	4.73	61	689114	234.91	ug/l	99
15) 1,1-Dichloroethane	5.54	63	850659	231.95	ug/l	99
16) Vinyl acetate	5.66	43	578238	222.44	ug/l	96
17) 2,2-Dichloropropane	6.45	77	761307	200.12	ug/l	97
18) 2-Butanone	6.66	43	243566	210.52	ug/l	91
19) cis-1,2-Dichloroethene	6.54	61	733784	226.29	ug/l	99
20) Chloroform	7.08	83	874402	198.87	ug/l	99
21) Bromochloromethane	6.94	130	372684	206.65	ug/l #	72
22) 1,1,1-Trichloroethane	7.24	97	697297	194.06	ug/l	98
23) T-butyl alcohol	4.80	59	490358	1809.99	ug/l #	38
26) 1,1-Dichloropropene	7.51	75	771986	202.35	ug/l	98
27) Carbon Tetrachloride	7.43	119	542345	175.56	ug/l	93
28) 1,2-Dichloroethane	8.05	62	700621	168.49	ug/l	87
29) Benzene	7.84	78	2013001	220.43	ug/l	98
30) Trichloroethene	8.93	95	569454	197.75	ug/l	96
31) 1,2-Dichloropropane	9.39	63	555003	227.77	ug/l	95

(#) = qualifier out of range (m) = manual integration

V-239

Quantitation Report (QT Reviewed)

Data File : D:\M\DATA\JUL06\M0703\M6705.D
Acq On : 3 Jul 2006 12:28
Sample : VSTD200
Misc : WATER
MS Integration Params: rteint.p
Quant Time: Jul 3 12:54 2006

Vial: 6
Operator:
Inst : GC/MS Ins
Multiplr: 1.00
Quant Results File: VM8A0619.RES

Quant Method : D:\M\METHODS\VM8A0619.M (RTE Integrator)
Title : VOA 8260 METHOD
Last Update : Mon Jun 19 16:10:35 2006
Response via : Initial Calibration
DataAcq Meth : VM8A0619

	Compound	R.T.	QIon	Response	Conc Unit	Qvalue
32)	Bromodichloromethane	9.85	83	723179	187.08 ug/l	98
33)	Dibromomethane	9.59	174	320755	179.30 ug/l	97
34)	2-Chloroethylvinylether	10.40	63	341335	218.94 ug/l	97
35)	cis-1,3-dichloropropene	10.60	75	958137	205.60 ug/l	99
37)	Toluene	11.03	91	2021770	197.84 ug/l	100
38)	trans-1,3-Dichloropropene	11.58	75	859834	189.63 ug/l	98
39)	1,1,2-Trichloroethane	11.89	97	494367	191.06 ug/l	99
40)	4-Methyl-2-pentanone	10.87	43	468210	205.63 ug/l	96
41)	1,2-Dibromoethane	12.81	107	572469	189.21 ug/l	97
44)	2-Hexanone	12.35	43	318052	212.69 ug/l	99
45)	1,3-dichloropropane	12.21	76	919132	215.09 ug/l	100
46)	Tetrachloroethene	11.91	166	456919	188.96 ug/l	98
47)	Dibromochloromethane	12.58	129	543588	191.87 ug/l	99
48)	Ethylbenzene	14.09	91	2182393	201.25 ug/l	99
49)	Chlorobenzene	13.86	112	1333760	196.40 ug/l	99
50)	1,1,1,2-Tetrachloroethane	14.13	131	455007	183.05 ug/l	99
51)	m,p-Xylene	14.42	91	3189654	399.15 ug/l	96
52)	o-Xylene	15.59	91	3160196	396.68 ug/l	97
53)	Styrene	15.70	104	2582898	405.82 ug/l	94
54)	Bromoform	16.35	173	281256	186.06 ug/l	95
56)	Isopropylbenzene	16.78	105	1786902	220.64 ug/l	98
57)	1,1,2,2-Tetrachloroethane	17.94	83	592858	224.71 ug/l	100
58)	1,2,3-Trichloropropane	18.02	75	481742	217.27 ug/l	97
59)	n-Propyl benzene	17.94	91	2334570	227.85 ug/l	99
60)	Bromobenzene	17.67	77	839932	220.21 ug/l	97
61)	1,3,5-Trimethylbenzene	18.42	105	1450286	212.48 ug/l	98
62)	2-Chlorotoluene	18.17	91	1401334	219.84 ug/l	99
63)	4-Chlorotoluene	18.47	91	1539171	213.49 ug/l	99
64)	tert-Butylbenzene	19.10	119	1318630	209.33 ug/l	96
65)	1,2,4-Trimethylbenzene	19.25	105	1476872	213.69 ug/l	97
66)	sec-Butylbenzene	19.57	105	2092316	221.52 ug/l	98
67)	p-Isopropyltoluene	19.89	119	1646761	208.63 ug/l	95
68)	1,3-Dichlorobenzene	19.83	146	824563	203.76 ug/l	99
69)	1,4-Dichlorobenzene	20.03	146	828643	202.42 ug/l	99
70)	n-Butylbenzene	20.66	91	1594663	225.90 ug/l	99
71)	1,2-Dichlorobenzene	20.72	146	749402	202.20 ug/l	98
72)	1,2-Dibromo-3-Chloropropan	22.10	157	100272	205.68 ug/l	90
73)	1,2,4-Trichlorobenzene	23.29	180	411568	208.52 ug/l	98
74)	Hexachlorobutadiene	23.47	225	183039	203.96 ug/l	99
75)	Naphthalene	23.67	128	1265946	214.41 ug/l	99
76)	1,2,3-Trichlorobenzene	24.08	180	365883	210.23 ug/l	99

(#) = qualifier out of range (m) = manual integration

Y-240

Data File : D:\M\DATA\JUL06\M0703\M6705.D
Acq On : 3 Jul 2006 12:28
Sample : VSTD200
Misc : WATER
MS Integration Params: rteint.p
Quant Time: Jul 3 12:54 2006

Vial: 6
Operator:
Inst : GC/MS Ins
Multiplr: 1.00
Quant Results File: VM8A0619.RES

Quant Method : D:\M\METHODS\VM8A0619.M (RTE Integrator)
Title : VOA 8260 METHOD
Last Update : Mon Jun 19 16:10:35 2006
Response via : Initial Calibration
DataAcq Meth : VM8A0619

Compound	R.T.	QIon	Response	Conc Unit	Qvalue
77) Methyl t-butyl ether	4.75	73	2156358	482.56 ug/l	89

(#) = qualifier out of range (m) = manual integration

Y-241

Quantitation Report

Data File : D:\D\DATA\AUG06\D0809\D4526.D
Acq On : 9 Aug 2006 8:51
Sample : VSTD010
Misc : SOIL
MS Integration Params: rteint.p
Quant Time: Aug 9 13:01 2006

Vial: 14
Operator:
Inst : GC/MS Ins
Multiplr: 1.00
Quant Results File: VD8S0803.R

Method : D:\D\METHODS\VD8A0809.M (RTE Integrator)
Title : VOA 8260 METHOD
Last Update : Wed Aug 09 13:03:45 2006
Response via : Initial Calibration

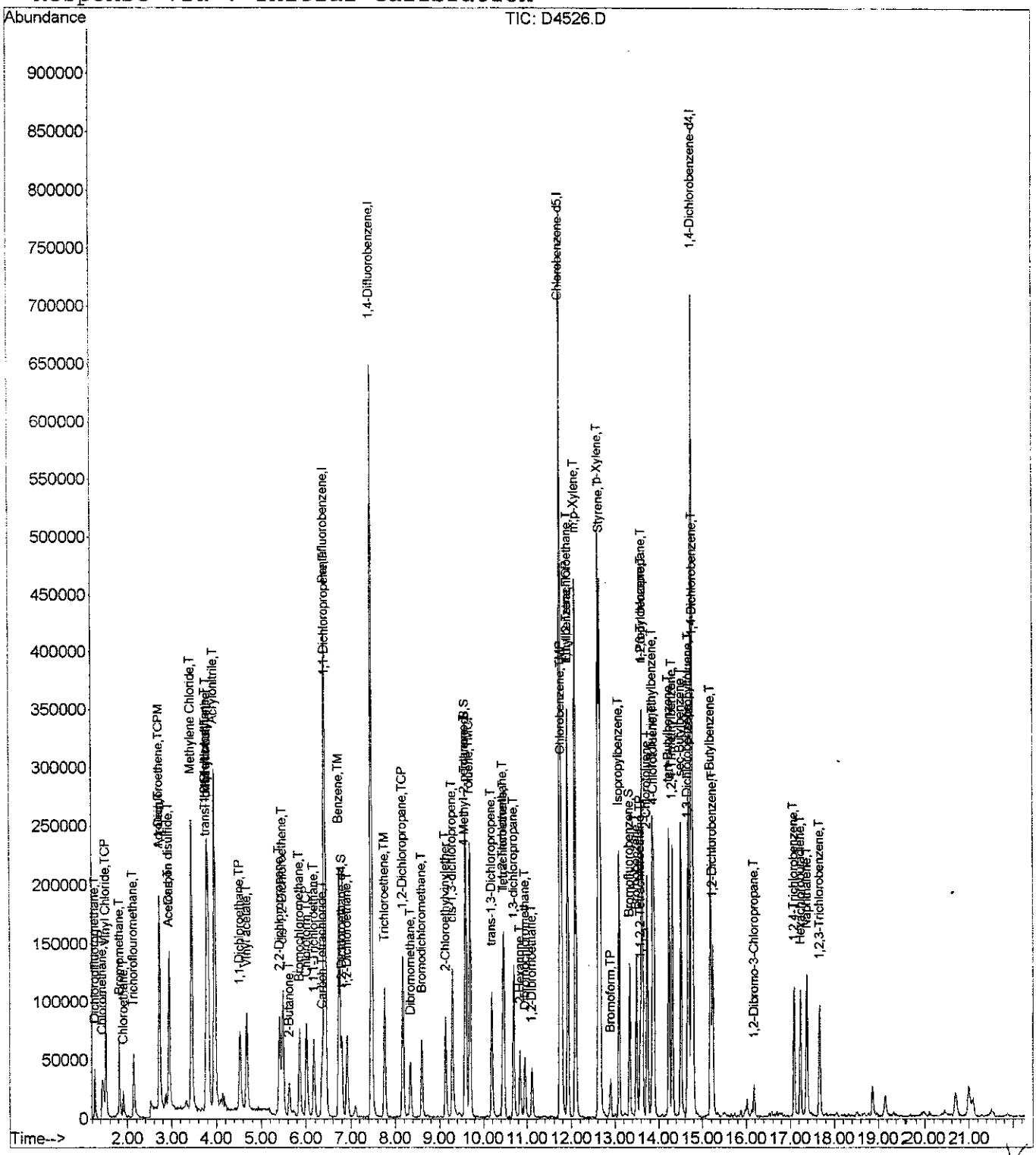

V-242

Quantitation Report (QT Reviewed)

Data File : D:\D\DATA\AUG06\D0809\D4526.D
Acq On : 9 Aug 2006 8:51
Sample : VSTD010
Misc : SOIL
MS Integration Params: rteint.p
Quant Time: Aug 9 13:01 2006

Vial: 14
Operator:
Inst : GC/MS Ins
Multiplr: 1.00

Quant Results File: VD8S0803.RES

Quant Method : D:\D\METHODS\VD8S0803.M (RTE Integrator)
Title : VOA 8260 METHOD
Last Update : Thu Aug 03 13:26:45 2006
Response via : Initial Calibration
DataAcq Meth : VD8S0803

Internal Standards	R.T.	QIon	Response	Conc Units	Dev(Min)
1) Pentafluorobenzene	6.41	168	314382	50.00 ug/l	-0.19
24) 1,4-Difluorobenzene	7.46	114	643426	50.00 ug/l	-0.04
43) Chlorobenzene-d5	11.74	117	521901	50.00 ug/l	-0.01
55) 1,4-Dichlorobenzene-d4	14.76	152	225690	50.00 ug/l	0.00
System Monitoring Compounds					
25) 1,2-Dichloroethane-d4	6.80	65	55227	10.91 ug/l	-0.04
Spiked Amount 50.000	Range 70 - 121		Recovery = 21.82%#		
36) Toluene-d8	9.60	98	182577	11.86 ug/l	-0.02
Spiked Amount 50.000	Range 81 - 117		Recovery = 23.72%#		
42) Bromofluorobenzene	13.34	95	64457	11.40 ug/l	0.00
Spiked Amount 50.000	Range 74 - 121		Recovery = 22.80%#		

Target Compounds					Qvalue
2) Acrolein	2.72	56	89481	44.58 ug/l	96
3) Acrylonitrile	3.96	53	355625	55.48 ug/l	99
4) Acetone	2.93	43	53514	14.96 ug/l	94
5) Dichlorodifluoromethane	1.26	85	39776	9.51 ug/l	97
6) Chloromethane	1.44	50	102169	9.46 ug/l	95
7) Vinyl Chloride	1.52	62	96617	10.09 ug/l	100
8) Bromomethane	1.82	94	37079	10.85 ug/l	94
9) Chloroethane	1.91	64	22816	11.38 ug/l	92
10) Trichoroflouromethane	2.14	101	64414	10.78 ug/l	99
11) 1,1-Dichloroethene	2.73	61	91676	10.16 ug/l	89
12) Carbon disulfide	2.94	76	185163	9.28 ug/l	87
13) Methylene Chloride	3.44	49	231669	13.98 ug/l	78
14) trans-1,2-Dichloroethene	3.77	61	93880	10.14 ug/l #	85
15) 1,1-Dichloroethane	4.53	63	118543	10.43 ug/l	98
16) Vinyl acetate	4.67	43	200840	10.25 ug/l	92
17) 2,2-Dichloropropane	5.42	77	77119	10.86 ug/l	94
18) 2-Butanone	5.62	43	56917m	11.04 ug/l	
19) cis-1,2-Dichloroethene	5.48	61	104017	11.47 ug/l	88
20) Chloroform	6.01	83	91654	10.72 ug/l	100
21) Bromochloromethane	5.86	130	31859	10.93 ug/l #	71
22) 1,1,1-Trichloroethane	6.17	97	61031	10.65 ug/l	92
23) T-butyl alcohol	3.78	59	71440	114.11 ug/l #	19
26) 1,1-Dichloropropene	6.43	110	25826	11.43 ug/l #	80
27) Carbon Tetrachloride	6.36	117	44746	10.90 ug/l	98
28) 1,2-Dichloroethane	6.92	62	71570	11.05 ug/l	88
29) Benzene	6.74	78	245300	11.00 ug/l	95
30) Trichloroethene	7.77	95	51271	10.50 ug/l	87
31) 1,2-Dichloropropane	8.17	63	77134	10.62 ug/l	91

(#) = qualifier out of range (m) = manual integration

V-243

Data File : D:\D\DATA\AUG06\D0809\D4526.D
Acq On : 9 Aug 2006 8:51
Sample : VSTD010
Misc : SOIL
MS Integration Params: rteint.p
Quant Time: Aug 9 13:01 2006

Vial: 14
Operator:
Inst : GC/MS Ins
Multiplr: 1.00

Quant Results File: VD8S0803.RES

Quant Method : D:\D\METHODS\VD8S0803.M (RTE Integrator)
Title : VOA 8260 METHOD
Last Update : Thu Aug 03 13:26:45 2006
Response via : Initial Calibration
DataAcq Meth : VD8S0803

	Compound	R.T.	QIon	Response	Conc Unit		Qvalue
32)	Bromodichloromethane	8.61	83	62082	10.32 ug/l		99
33)	Dibromomethane	8.34	174	24308	10.97 ug/l	#	87
34)	2-Chloroethylvinylether	9.14	63	46972	10.05 ug/l		97
35)	cis-1,3-dichloropropene	9.29	75	100340	10.77 ug/l		96
37)	Toluene	9.70	91	223507	11.53 ug/l		93
38)	trans-1,3-Dichloropropene	10.19	75	80071	10.52 ug/l		97
39)	1,1,2-Trichloroethane	10.44	97	46349	10.70 ug/l		96
40)	4-Methyl-2-pentanone	9.58	43	98972	11.02 ug/l		88
41)	1,2-Dibromoethane	11.10	107	44005	10.65 ug/l		99
44)	2-Hexanone	10.84	43	67260	11.19 ug/l		80
45)	1,3-dichloropropane	10.69	76	97147	10.62 ug/l		99
46)	Tetrachloroethene	10.47	166	40788	11.61 ug/l	#	69
47)	Dibromochloromethane	10.95	129	35021	9.96 ug/l		95
48)	Ethylbenzene	11.92	91	230447	11.43 ug/l		92
49)	Chlorobenzene	11.78	112	119935	10.98 ug/l		92
50)	1,1,1,2-Tetrachloroethane	11.92	131	34668	10.70 ug/l		99
51)	m,p-Xylene	12.09	91	347862	24.24 ug/l		93
52)	o-Xylene	12.62	91	362415	24.41 ug/l		92
53)	Styrene	12.66	104	271325	23.57 ug/l		94
54)	Bromoform	12.90	173	18440	9.83 ug/l		73
56)	Isopropylbenzene	13.09	105	183870	11.06 ug/l		95
57)	1,1,2,2-Tetrachloroethane	13.58	83	68019	10.45 ug/l		92
58)	1,2,3-Trichloropropane	13.63	75	55872	10.97 ug/l		97
59)	n-Propyl benzene	13.62	91	269397	11.49 ug/l		95
60)	Bromobenzene	13.49	77	100338	10.40 ug/l		95
61)	1,3,5-Trimethylbenzene	13.86	105	152795	10.97 ug/l		96
62)	2-Chlorotoluene	13.74	91	156419	11.05 ug/l		95
63)	4-Chlorotoluene	13.89	91	170968	11.09 ug/l		96
64)	tert-Butylbenzene	14.24	119	129796	10.95 ug/l		96
65)	1,2,4-Trimethylbenzene	14.32	105	157372	11.13 ug/l		98
66)	sec-Butylbenzene	14.51	105	224533	11.29 ug/l		97
67)	p-Isopropyltoluene	14.70	119	165992	11.40 ug/l		96
68)	1,3-Dichlorobenzene	14.66	146	80015	10.88 ug/l		96
69)	1,4-Dichlorobenzene	14.79	146	81530	11.22 ug/l		97
70)	n-Butylbenzene	15.18	91	186079	11.13 ug/l		96
71)	1,2-Dichlorobenzene	15.23	146	73994	11.08 ug/l		99
72)	1,2-Dibromo-3-Chloropropan	16.18	157	7596	9.68 ug/l		84
73)	1,2,4-Trichlorobenzene	17.09	180	43505	11.14 ug/l		90
74)	Hexachlorobutadiene	17.23	225	19755	11.35 ug/l	#	60
75)	Naphthalene	17.38	128	129753	11.81 ug/l		98
76)	1,2,3-Trichlorobenzene	17.67	180	39240	11.83 ug/l		95

(#) = qualifier out of range (m) = manual integration

V-244

Quantitation Report (QT Reviewed)

Data File : D:\D\DATA\AUG06\D0809\D4526.D
Acq On : 9 Aug 2006 8:51
Sample : VSTD010
Misc : SOIL
MS Integration Params: rteint.p
Quant Time: Aug 9 13:01 2006

Vial: 14
Operator:
Inst : GC/MS Ins
Multiplr: 1.00

Quant Results File: VD8S0803.RES

Quant Method : D:\D\METHODS\VD8S0803.M (RTE Integrator)
Title : VOA 8260 METHOD
Last Update : Thu Aug 03 13:26:45 2006
Response via : Initial Calibration
DataAcq Meth : VD8S0803

Compound	R.T.	QIon	Response	Conc Unit	Qvalue
77) Methyl t-butyl ether	3.81	73	264589	22.14 ug/l	87

(#) = qualifier out of range (m) = manual integration

V-245

Quantitation Report

Data File : D:\D\DATA\AUG06\D0809\D4527.D
Acq On : 9 Aug 2006 9:26
Sample : VSTD020
Misc : SOIL
MS Integration Params: rteint.p
Quant Time: Aug 9 13:03 2006

Vial: 15
Operator:
Inst : GC/MS Ins
Multiplr: 1.00
Quant Results File: VD8S0803.R

Method : D:\D\METHODS\VD8A0809.M (RTE Integrator)
Title : VOA 8260 METHOD
Last Update : Wed Aug 09 13:03:45 2006
Response via : Initial Calibration



V-246

Quantitation Report (QT Reviewed)

Data File : D:\D\DATA\AUG06\D0809\D4527.D
Acq On : 9 Aug 2006 9:26
Sample : VSTD020
Misc : SOIL
MS Integration Params: rteint.p
Quant Time: Aug 9 13:03 2006

Vial: 15
Operator:
Inst : GC/MS Ins
Multiplr: 1.00
Quant Results File: VD8S0803.RES

Quant Method : D:\D\METHODS\VD8S0803.M (RTE Integrator)
Title : VOA 8260 METHOD
Last Update : Thu Aug 03 13:26:45 2006
Response via : Initial Calibration
DataAcq Meth : VD8S0803

Internal Standards	R.T.	QIon	Response	Conc	Units	Dev(Min)
1) Pentafluorobenzene	6.45	168	339672	50.00	ug/l	-0.15
24) 1,4-Difluorobenzene	7.50	114	686069	50.00	ug/l	0.00
43) Chlorobenzene-d5	11.75	117	565250	50.00	ug/l	0.00
55) 1,4-Dichlorobenzene-d4	14.76	152	243050	50.00	ug/l	0.00
System Monitoring Compounds						
25) 1,2-Dichloroethane-d4	6.83	65	113595	21.04	ug/l	0.00
Spiked Amount 50.000	Range 70 - 121		Recovery = 42.08%#			
36) Toluene-d8	9.62	98	355261	21.64	ug/l	0.00
Spiked Amount 50.000	Range 81 - 117		Recovery = 43.28%#			
42) Bromofluorobenzene	13.34	95	132082	21.91	ug/l	0.00
Spiked Amount 50.000	Range 74 - 121		Recovery = 43.82%#			
Target Compounds						Qvalue
2) Acrolein	2.74	56	182613	84.21	ug/l	99
3) Acrylonitrile	3.98	53	669700	96.71	ug/l	98
4) Acetone	2.96	43	70909	18.35	ug/l	99
5) Dichlorodifluoromethane	1.26	85	83974	18.58	ug/l	95
6) Chloromethane	1.44	50	215998	18.51	ug/l	96
7) Vinyl Chloride	1.52	62	208366	20.14	ug/l	100
8) Bromomethane	1.82	94	81654	22.12	ug/l	89
9) Chloroethane	1.91	64	44061	20.35	ug/l	89
10) Trichoroflouromethane	2.13	101	131580	20.39	ug/l	98
11) 1,1-Dichloroethene	2.74	61	188470	19.34	ug/l	90
12) Carbon disulfide	2.96	76	369491	17.13	ug/l	92
13) Methylene Chloride	3.45	49	331149	18.50	ug/l	81
14) trans-1,2-Dichloroethene	3.78	61	185144	18.51	ug/l	88
15) 1,1-Dichloroethane	4.53	63	221561	18.04	ug/l	98
16) Vinyl acetate	4.69	43	358775	16.95	ug/l	93
17) 2,2-Dichloropropane	5.42	77	158107	20.60	ug/l	93
18) 2-Butanone	5.66	43	100529	18.04	ug/l	86
19) cis-1,2-Dichloroethene	5.50	61	209648	21.40	ug/l	86
20) Chloroform	6.05	83	184689	19.99	ug/l	97
21) Bromochloromethane	5.90	130	62913	19.97	ug/l #	62
22) 1,1,1-Trichloroethane	6.22	97	123934	20.01	ug/l	93
23) T-butyl alcohol	3.84	59	131780m	194.82	ug/l	
26) 1,1-Dichloropropene	6.49	110	48934	20.30	ug/l #	84
27) Carbon Tetrachloride	6.40	117	91625m	20.92	ug/l	
28) 1,2-Dichloroethane	6.94	62	143995	20.85	ug/l	86
29) Benzene	6.78	78	503754	21.19	ug/l	93
30) Trichloroethene	7.79	95	107060	20.56	ug/l	89
31) 1,2-Dichloropropane	8.19	63	156953	20.26	ug/l	96

(#) = qualifier out of range (m) = manual integration

V-847

Data File : D:\D\DATA\AUG06\D0809\D4527.D
Acq On : 9 Aug 2006 9:26
Sample : VSTD020
Misc : SOIL
MS Integration Params: rteint.p
Quant Time: Aug 9 13:03 2006

Vial: 15
Operator:
Inst : GC/MS Ins
Multiplr: 1.00

Quant Results File: VD8S0803.RES

Quant Method : D:\D\METHODS\VD8S0803.M (RTE Integrator)
Title : VOA 8260 METHOD
Last Update : Thu Aug 03 13:26:45 2006
Response via : Initial Calibration
DataAcq Meth : VD8S0803

	Compound	R.T.	QIon	Response	Conc Unit		Qvalue
32)	Bromodichloromethane	8.62	83	128187	19.98 ug/l		97
33)	Dibromomethane	8.36	174	49811	21.08 ug/l		97
34)	2-Chloroethylvinylether	9.15	63	99336	19.94 ug/l		93
35)	cis-1,3-dichloropropene	9.31	75	204446	20.59 ug/l		97
37)	Toluene	9.71	91	448421	21.69 ug/l		100
38)	trans-1,3-Dichloropropene	10.20	75	164715	20.30 ug/l		94
39)	1,1,2-Trichloroethane	10.45	97	97549	21.11 ug/l		96
40)	4-Methyl-2-pentanone	9.58	43	200706	20.96 ug/l		89
41)	1,2-Dibromoethane	11.11	107	92736	21.04 ug/l		96
44)	2-Hexanone	10.84	43	128434	19.72 ug/l		79
45)	1,3-dichloropropane	10.69	76	205371	20.72 ug/l		96
46)	Tetrachloroethene	10.48	166	80699	21.21 ug/l	#	72
47)	Dibromochloromethane	10.96	129	74662	19.61 ug/l		90
48)	Ethylbenzene	11.93	91	475287	21.77 ug/l		93
49)	Chlorobenzene	11.79	112	249242	21.07 ug/l		94
50)	1,1,1,2-Tetrachloroethane	11.93	131	72165	20.56 ug/l		98
51)	m,p-Xylene	12.09	91	700976	45.11 ug/l		93
52)	o-Xylene	12.62	91	731441	45.50 ug/l		92
53)	Styrene	12.66	104	553049	44.35 ug/l		91
54)	Bromoform	12.90	173	38001	18.70 ug/l		70
56)	Isopropylbenzene	13.10	105	372651	20.81 ug/l		96
57)	1,1,2,2-Tetrachloroethane	13.58	83	140015	19.97 ug/l		95
58)	1,2,3-Trichloropropane	13.63	75	112427	20.50 ug/l		95
59)	n-Propyl benzene	13.62	91	536561	21.26 ug/l		97
60)	Bromobenzene	13.50	77	208824	20.11 ug/l		97
61)	1,3,5-Trimethylbenzene	13.86	105	307714	20.52 ug/l		100
62)	2-Chlorotoluene	13.74	91	321504	21.09 ug/l		95
63)	4-Chlorotoluene	13.89	91	347844	20.95 ug/l		94
64)	tert-Butylbenzene	14.24	119	269853	21.13 ug/l		93
65)	1,2,4-Trimethylbenzene	14.32	105	313067	20.56 ug/l		96
66)	sec-Butylbenzene	14.51	105	461964	21.57 ug/l		97
67)	p-Isopropyltoluene	14.69	119	329270	21.00 ug/l		97
68)	1,3-Dichlorobenzene	14.66	146	164599	20.77 ug/l		99
69)	1,4-Dichlorobenzene	14.79	146	163860	20.93 ug/l		95
70)	n-Butylbenzene	15.18	91	377751	20.98 ug/l		95
71)	1,2-Dichlorobenzene	15.23	146	152535	21.20 ug/l		99
72)	1,2-Dibromo-3-Chloropropan	16.17	157	17012	20.12 ug/l	#	78
73)	1,2,4-Trichlorobenzene	17.09	180	87336	20.77 ug/l		90
74)	Hexachlorobutadiene	17.23	225	39310	20.98 ug/l	#	62
75)	Naphthalene	17.38	128	261530	22.11 ug/l		98
76)	1,2,3-Trichlorobenzene	17.67	180	76864	21.52 ug/l		98

(#) = qualifier out of range (m) = manual integration

V-248

Quantitation Report (QT Reviewed)

Data File : D:\D\DATA\AUG06\D0809\D4527.D
Acq On : 9 Aug 2006 9:26
Sample : VSTD020
Misc : SOIL
MS Integration Params: rteint.p
Quant Time: Aug 9 13:03 2006

Vial: 15
Operator:
Inst : GC/MS Ins
Multiplr: 1.00

Quant Results File: VD8S0803.RES

Quant Method : D:\D\METHODS\VD8S0803.M (RTE Integrator)
Title : VOA 8260 METHOD
Last Update : Thu Aug 03 13:26:45 2006
Response via : Initial Calibration
DataAcq Meth : VD8S0803

Compound	R.T.	QIon	Response	Conc Unit	Qvalue
77) Methyl t-butyl ether	3.82	73	502626	39.06 ug/l	92

(#) = qualifier out of range (m) = manual integration

V-249

Quantitation Report

Data File : D:\D\DATA\AUG06\D0809\D4528.D
Acq On : 9 Aug 2006 10:01
Sample : VSTD050
Misc : SOIL
MS Integration Params: rteint.p
Quant Time: Aug 9 13:02 2006

Vial: 16
Operator:
Inst : GC/MS Ins
Multiplr: 1.00
Quant Results File: VD8S0803.R

Method : D:\D\METHODS\VD8A0809.M (RTE Integrator)
Title : VOA 8260 METHOD
Last Update : Wed Aug 09 13:03:45 2006
Response via : Initial Calibration

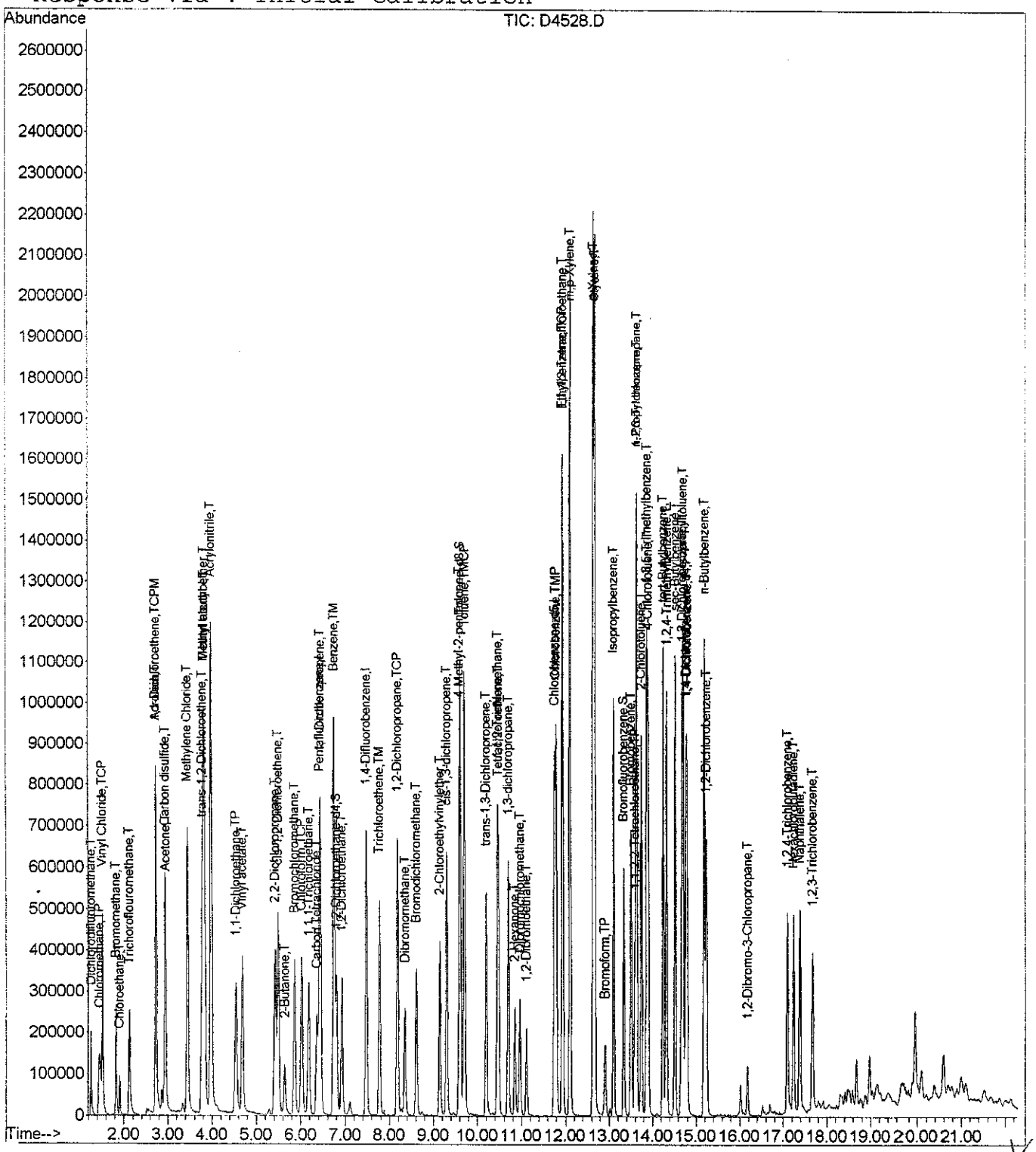

V-250

Data File : D:\D\DATA\AUG06\D0809\D4528.D
Acq On : 9 Aug 2006 10:01
Sample : VSTD050
Misc : SOIL
MS Integration Params: rteint.p
Quant Time: Aug 9 13:02 2006

Vial: 16
Operator:
Inst : GC/MS Ins
Multiplr: 1.00

Quant Results File: VD8S0803.RES

Quant Method : D:\D\METHODS\VD8S0803.M (RTE Integrator)
Title : VOA 8260 METHOD
Last Update : Thu Aug 03 13:26:45 2006
Response via : Initial Calibration
DataAcq Meth : VD8S0803

Internal Standards	R.T.	QIon	Response	Conc Units	Dev(Min)
1) Pentafluorobenzene	6.42	168	333551	50.00 ug/l	-0.19
24) 1,4-Difluorobenzene	7.47	114	678242	50.00 ug/l	-0.04
43) Chlorobenzene-d5	11.75	117	553748	50.00 ug/l	0.00
55) 1,4-Dichlorobenzene-d4	14.76	152	231212	50.00 ug/l	0.00

System Monitoring Compounds					
25) 1,2-Dichloroethane-d4	6.80	65	260311	48.78 ug/l	-0.04
Spiked Amount 50.000	Range 70 - 121		Recovery = 97.56%		
36) Toluene-d8	9.60	98	789580	48.64 ug/l	-0.02
Spiked Amount 50.000	Range 81 - 117		Recovery = 97.28%		
42) Bromofluorobenzene	13.33	95	292958	49.15 ug/l	0.00
Spiked Amount 50.000	Range 74 - 121		Recovery = 98.30%		

Target Compounds					Qvalue
2) Acrolein	2.73	56	395397	185.68 ug/l	100
3) Acrylonitrile	3.97	53	1500865	220.70 ug/l	99
4) Acetone	2.95	43	144974	38.20 ug/l	100
5) Dichlorodifluoromethane	1.26	85	183896	41.43 ug/l	99
6) Chloromethane	1.46	50	483868	42.24 ug/l	100
7) Vinyl Chloride	1.52	62	447639	44.05 ug/l	100
8) Bromomethane	1.82	94	164109	45.27 ug/l	92
9) Chloroethane	1.91	64	95290	44.81 ug/l	92
10) Trichoroflouromethane	2.12	101	290018	45.77 ug/l	99
11) 1,1-Dichloroethene	2.72	61	419002	43.78 ug/l	91
12) Carbon disulfide	2.93	76	868449	41.00 ug/l	95
13) Methylene Chloride	3.44	49	649480	36.94 ug/l	79
14) trans-1,2-Dichloroethene	3.77	61	445915	45.40 ug/l	88
15) 1,1-Dichloroethane	4.53	63	560453	46.47 ug/l	98
16) Vinyl acetate	4.68	43	918949	44.20 ug/l	94
17) 2,2-Dichloropropane	5.42	77	363478	48.24 ug/l	95
18) 2-Butanone	5.63	43	247702	45.28 ug/l	86
19) cis-1,2-Dichloroethene	5.48	61	478760	49.76 ug/l	90
20). Chloroform	6.01	83	428226	47.19 ug/l	97
21) Bromochloromethane	5.86	130	147881	47.80 ug/l #	61
22) 1,1,1-Trichloroethane	6.17	97	289216	47.56 ug/l	94
23) T-butyl alcohol	3.81	59	299972	451.62 ug/l #	1
26) 1,1-Dichloropropene	6.44	110	111695	46.88 ug/l #	81
27) Carbon Tetrachloride	6.36	117	204075m	47.14 ug/l	
28) 1,2-Dichloroethane	6.91	62	336516	49.29 ug/l	88
29) Benzene	6.74	78	1121574	47.72 ug/l	92
30) Trichloroethene	7.76	95	247237	48.03 ug/l	94
31) 1,2-Dichloropropane	8.17	63	364811	47.64 ug/l	99

(#) = qualifier out of range (m) = manual integration

V-251

Quantitation Report (QT Reviewed)

Data File : D:\D\DATA\AUG06\D0809\D4528.D
Acq On : 9 Aug 2006 10:01
Sample : VSTD050
Misc : SOIL
MS Integration Params: rteint.p
Quant Time: Aug 9 13:02 2006

Vial: 16
Operator:
Inst : GC/MS Ins
Multiplr: 1.00

Quant Results File: VD8S0803.RES

Quant Method : D:\D\METHODS\VD8S0803.M (RTE Integrator)
Title : VOA 8260 METHOD
Last Update : Thu Aug 03 13:26:45 2006
Response via : Initial Calibration
DataAcq Meth : VD8S0803

	Compound	R.T.	QIon	Response	Conc Unit		Qvalue
32)	Bromodichloromethane	8.61	83	310297	48.93 ug/l		99
33)	Dibromomethane	8.35	174	120605	51.62 ug/l		95
34)	2-Chloroethylvinylether	9.14	63	230128	46.73 ug/l		99
35)	cis-1,3-dichloropropene	9.30	75	476797	48.57 ug/l		98
37)	Toluene	9.70	91	989358	48.41 ug/l		99
38)	trans-1,3-Dichloropropene	10.19	75	386482	48.18 ug/l		97
39)	1,1,2-Trichloroethane	10.45	97	221845	48.56 ug/l		99
40)	4-Methyl-2-pentanone	9.58	43	425406	44.94 ug/l		91
41)	1,2-Dibromoethane	11.11	107	211226	48.48 ug/l		100
44)	2-Hexanone	10.84	43	291757	45.74 ug/l		82
45)	1,3-dichloropropane	10.69	76	460043	47.38 ug/l		99
46)	Tetrachloroethene	10.47	166	185549	49.79 ug/l	#	70
47)	Dibromochloromethane	10.96	129	185369	49.70 ug/l		93
48)	Ethylbenzene	11.93	91	1045138	48.86 ug/l		99
49)	Chlorobenzene	11.79	112	569942	49.17 ug/l		97
50)	1,1,1,2-Tetrachloroethane	11.93	131	171510	49.88 ug/l		97
51)	m,p-Xylene	12.10	91	1484910	97.53 ug/l		98
52)	o-Xylene	12.62	91	1533535	97.37 ug/l		99
53)	Styrene	12.66	104	1197361	98.02 ug/l		90
54)	Bromoform	12.90	173	96450	48.44 ug/l		83
56)	Isopropylbenzene	13.09	105	830341	48.75 ug/l		99
57)	1,1,2,2-Tetrachloroethane	13.59	83	305348	45.79 ug/l		98
58)	1,2,3-Trichloropropane	13.63	75	240166	46.04 ug/l		95
59)	n-Propyl benzene	13.62	91	1161579	48.38 ug/l		99
60)	Bromobenzene	13.50	77	471959	47.77 ug/l		100
61)	1,3,5-Trimethylbenzene	13.86	105	692165	48.51 ug/l		97
62)	2-Chlorotoluene	13.74	91	701516	48.38 ug/l		96
63)	4-Chlorotoluene	13.89	91	769492	48.71 ug/l		96
64)	tert-Butylbenzene	14.24	119	592895	48.81 ug/l		93
65)	1,2,4-Trimethylbenzene	14.32	105	692215	47.78 ug/l		98
66)	sec-Butylbenzene	14.51	105	1004217	49.29 ug/l		97
67)	p-Isopropyltoluene	14.69	119	730687	48.98 ug/l		100
68)	1,3-Dichlorobenzene	14.67	146	367711	48.79 ug/l		97
69)	1,4-Dichlorobenzene	14.79	146	360675	48.43 ug/l		99
70)	n-Butylbenzene	15.18	91	828217	48.36 ug/l		96
71)	1,2-Dichlorobenzene	15.23	146	335154	48.97 ug/l		99
72)	1,2-Dibromo-3-Chloropropan	16.17	157	35141	43.69 ug/l		86
73)	1,2,4-Trichlorobenzene	17.09	180	188050	47.02 ug/l		96
74)	Hexachlorobutadiene	17.23	225	84260	47.27 ug/l	#	62
75)	Naphthalene	17.38	128	473152	42.05 ug/l		98
76)	1,2,3-Trichlorobenzene	17.67	180	149386	43.97 ug/l		92

(#) = qualifier out of range (m) = manual integration

V-252

Quantitation Report (QT Reviewed)

Data File : D:\D\DATA\AUG06\D0809\D4528.D
Acq On : 9 Aug 2006 10:01
Sample : VSTD050
Misc : SOIL
MS Integration Params: rteint.p
Quant Time: Aug 9 13:02 2006

Vial: 16
Operator:
Inst : GC/MS Ins
Multiplr: 1.00

Quant Results File: VD8S0803.RES

Quant Method : D:\D\METHODS\VD8S0803.M (RTE Integrator)
Title : VOA 8260 METHOD
Last Update : Thu Aug 03 13:26:45 2006
Response via : Initial Calibration
DataAcq Meth : VD8S0803

Compound	R.T.	QIon	Response	Conc Unit	Qvalue
77) Methyl t-butyl ether	3.82	73	1160077	94.76 ug/l	89

(#) = qualifier out of range (m) = manual integration

Y-253

Quantitation Report

Data File : D:\D\DATA\AUG06\D0809\D4529.D
Acq On : 9 Aug 2006 10:41
Sample : VSTD100
Misc : SOIL
MS Integration Params: rteint.p
Quant Time: Aug 9 13:03 2006

Vial: 17
Operator:
Inst : GC/MS Ins
Multiplr: 1.00

Quant Results File: VD8S0803.R

Method : D:\D\METHODS\VD8A0809.M (RTE Integrator)
Title : VOA 8260 METHOD
Last Update : Wed Aug 09 13:03:45 2006
Response via : Initial Calibration



V-254

Quantitation Report (QT Reviewed)

Data File : D:\D\DATA\AUG06\D0809\D4529.D
Acq On : 9 Aug 2006 10:41
Sample : VSTD100
Misc : SOIL
MS Integration Params: rteint.p
Quant Time: Aug 9 13:03 2006

Vial: 17
Operator:
Inst : GC/MS Ins
Multiplr: 1.00

Quant Results File: VD8S0803.RES

Quant Method : D:\D\METHODS\VD8S0803.M (RTE Integrator)
Title : VOA 8260 METHOD
Last Update : Thu Aug 03 13:26:45 2006
Response via : Initial Calibration
DataAcq Meth : VD8S0803

Internal Standards	R.T.	QIon	Response	Conc	Units	Dev(Min)
1) Pentafluorobenzene	6.42	168	302221	50.00	ug/l	-0.19
24) 1,4-Difluorobenzene	7.49	114	620425	50.00	ug/l	-0.01
43) Chlorobenzene-d5	11.75	117	508500	50.00	ug/l	0.00
55) 1,4-Dichlorobenzene-d4	14.76	152	220175	50.00	ug/l	0.00

System Monitoring Compounds						
25) 1,2-Dichloroethane-d4	6.81	65	476327	97.57	ug/l	-0.02
Spiked Amount 50.000	Range 70 - 121		Recovery = 195.14%#			
36) Toluene-d8	9.62	98	1361102	91.66	ug/l	0.00
Spiked Amount 50.000	Range 81 - 117		Recovery = 183.32%#			
42) Bromofluorobenzene	13.34	95	528807	96.99	ug/l	0.00
Spiked Amount 50.000	Range 74 - 121		Recovery = 193.98%#			

Target Compounds						Qvalue
2) Acrolein	2.73	56	749117	388.25	ug/l	99
3) Acrylonitrile	3.98	53	2692974	437.06	ug/l	98
4) Acetone	2.96	43	268021	77.95	ug/l	97
5) Dichlorodifluoromethane	1.25	85	344672	85.71	ug/l	98
6) Chloromethane	1.44	50	984256	94.82	ug/l	97
7) Vinyl Chloride	1.51	62	861542	93.58	ug/l	96
8) Bromomethane	1.81	94	322304	98.13	ug/l	89
9) Chloroethane	1.90	64	202324	105.02	ug/l	90
10) Trichoroflouromethane	2.11	101	574862	100.12	ug/l	99
11) 1,1-Dichloroethene	2.72	61	731476	84.36	ug/l	94
12) Carbon disulfide	2.93	76	1512593	78.82	ug/l	94
13) Methylene Chloride	3.44	49	965337	60.60	ug/l	81
14) trans-1,2-Dichloroethene	3.77	61	759515	85.35	ug/l	91
15) 1,1-Dichloroethane	4.53	63	954177	87.31	ug/l	97
16) Vinyl acetate	4.68	43	1638132	86.97	ug/l	94
17) 2,2-Dichloropropane	5.41	77	616110	90.24	ug/l	98
18) 2-Butanone	5.65	43	472930	95.40	ug/l	84
19) cis-1,2-Dichloroethene	5.48	61	827735	94.95	ug/l	90
20) Chloroform	6.01	83	762702	92.76	ug/l	94
21) Bromochloromethane	5.86	130	268408	95.76	ug/l #	65
22) 1,1,1-Trichloroethane	6.17	97	518857	94.17	ug/l	92
23) T-butyl alcohol	3.84	59	545875	907.03	ug/l #	1
26) 1,1-Dichloropropene	6.43	110	204056	93.63	ug/l #	87
27) Carbon Tetrachloride	6.36	117	386658m	97.65	ug/l	
28) 1,2-Dichloroethane	6.93	62	604694	96.83	ug/l	88
29) Benzene	6.75	78	1930029	89.78	ug/l	89
30) Trichloroethene	7.79	95	454292	96.48	ug/l	93
31) 1,2-Dichloropropane	8.19	63	649584	92.73	ug/l	99

(#) = qualifier out of range (m) = manual integration

V-255

Data File : D:\D\DATA\AUG06\D0809\D4529.D
Acq On : 9 Aug 2006 10:41
Sample : VSTD100
Misc : SOIL
MS Integration Params: rteint.p
Quant Time: Aug 9 13:03 2006

Vial: 17
Operator:
Inst : GC/MS Ins
Multiplr: 1.00

Quant Results File: VD8S0803.RES

Quant Method : D:\D\METHODS\VD8S0803.M (RTE Integrator)
Title : VOA 8260 METHOD
Last Update : Thu Aug 03 13:26:45 2006
Response via : Initial Calibration
DataAcq Meth : VD8S0803

Compound	R.T.	QIon	Response	Conc Unit	Qvalue
32) Bromodichloromethane	8.62	83	569564	98.19 ug/l	98
33) Dibromomethane	8.37	174	221428	103.60 ug/l	96
34) 2-Chloroethylvinylether	9.15	63	434550	96.46 ug/l	99
35) cis-1,3-dichloropropene	9.31	75	854173	95.12 ug/l	99
37) Toluene	9.71	91	1698263	90.84 ug/l	97
38) trans-1,3-Dichloropropene	10.20	75	718563	97.92 ug/l	99
39) 1,1,2-Trichloroethane	10.45	97	410300	98.19 ug/l	99
40) 4-Methyl-2-pentanone	9.59	43	818593	94.52 ug/l	92
41) 1,2-Dibromoethane	11.12	107	393774	98.79 ug/l	96
44) 2-Hexanone	10.84	43	553313	94.46 ug/l	85
45) 1,3-dichloropropane	10.70	76	842663	94.52 ug/l	98
46) Tetrachloroethene	10.48	166	332473	97.15 ug/l #	67
47) Dibromochloromethane	10.96	129	350707	102.39 ug/l	93
48) Ethylbenzene	11.93	91	1773419	90.28 ug/l	99
49) Chlorobenzene	11.79	112	1021822	96.00 ug/l	95
50) 1,1,1,2-Tetrachloroethane	11.93	131	310877	98.45 ug/l	99
51) m,p-Xylene	12.10	91	2496057	178.54 ug/l	98
52) o-Xylene	12.63	91	2595035	179.43 ug/l	97
53) Styrene	12.67	104	2084602	185.84 ug/l	89
54) Bromoform	12.90	173	198656	108.64 ug/l	82
56) Isopropylbenzene	13.10	105	1460949	90.06 ug/l	100
57) 1,1,2,2-Tetrachloroethane	13.58	83	606443	95.50 ug/l	98
58) 1,2,3-Trichloropropane	13.63	75	463261	93.25 ug/l	97
59) n-Propyl benzene	13.62	91	1956911	85.58 ug/l	98
60) Bromobenzene	13.50	77	852167	90.58 ug/l	99
61) 1,3,5-Trimethylbenzene	13.86	105	1209676	89.03 ug/l	99
62) 2-Chlorotoluene	13.74	91	1223380	88.60 ug/l	99
63) 4-Chlorotoluene	13.89	91	1334246	88.70 ug/l	100
64) tert-Butylbenzene	14.24	119	1027350	88.82 ug/l	93
65) 1,2,4-Trimethylbenzene	14.32	105	1218807	88.34 ug/l	99
66) sec-Butylbenzene	14.51	105	1692982	87.26 ug/l	98
67) p-Isopropyltoluene	14.69	119	1248064	87.86 ug/l	98
68) 1,3-Dichlorobenzene	14.67	146	662498	92.30 ug/l	95
69) 1,4-Dichlorobenzene	14.79	146	652361	91.99 ug/l	98
70) n-Butylbenzene	15.18	91	1395286	85.55 ug/l	97
71) 1,2-Dichlorobenzene	15.23	146	613494	94.13 ug/l	97
72) 1,2-Dibromo-3-Chloropropan	16.17	157	86252	112.61 ug/l	90
73) 1,2,4-Trichlorobenzene	17.09	180	370762	97.36 ug/l	97
74) Hexachlorobutadiene	17.23	225	155079	91.35 ug/l #	61
75) Naphthalene	17.38	128	1084005	101.17 ug/l	99
76) 1,2,3-Trichlorobenzene	17.67	180	327170	101.12 ug/l	98

(#) = qualifier out of range (m) = manual integration

V-256

Data File : D:\D\DATA\AUG06\D0809\D4529.D
Acq On : 9 Aug 2006 10:41
Sample : VSTD100
Misc : SOIL
MS Integration Params: rteint.p
Quant Time: Aug 9 13:03 2006

Vial: 17
Operator:
Inst : GC/MS Ins
Multiplr: 1.00

Quant Results File: VD8S0803.RES

Quant Method : D:\D\METHODS\VD8S0803.M (RTE Integrator)
Title : VOA 8260 METHOD
Last Update : Thu Aug 03 13:26:45 2006
Response via : Initial Calibration
DataAcq Meth : VD8S0803

Compound	R.T.	QIon	Response	Conc Unit	Qvalue
77) Methyl t-butyl ether	3.82	73	1980313	169.88 ug/l	87

(#) = qualifier out of range (m) = manual integration
D4529.D VD8A0809.M Tue Aug 15 10:08:52 2006

V-257

Quantitation Report

Data File : D:\D\DATA\AUG06\D0809\D4531.D
Acq On : 9 Aug 2006 11:59
Sample : VSTD200
Misc : SOIL
MS Integration Params: rteint.p
Quant Time: Aug 9 13:03 2006

Vial: 19
Operator:
Inst : GC/MS Ins
Multiplr: 1.00

Quant Results File: VD8S0803.R

Method : D:\D\METHODS\VD8A0809.M (RTE Integrator)
Title : VOA 8260 METHOD
Last Update : Wed Aug 09 13:03:45 2006
Response via : Initial Calibration

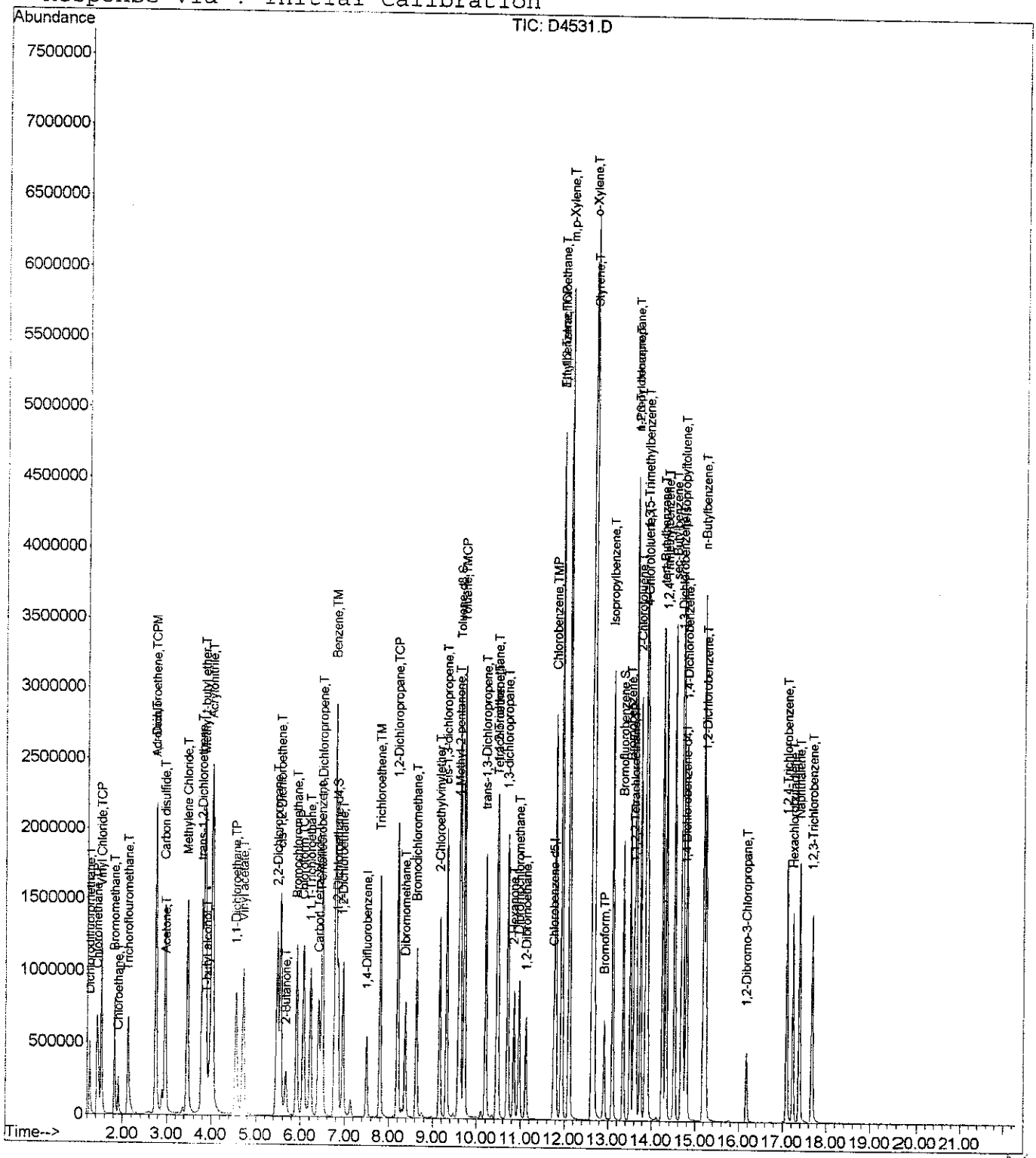

V-258

Quantitation Report (QT Reviewed)

Data File : D:\D\DATA\AUG06\D0809\D4531.D
Acq On : 9 Aug 2006 11:59
Sample : VSTD200
Misc : SOIL
MS Integration Params: rteint.p
Quant Time: Aug 9 13:03 2006

Vial: 19
Operator:
Inst : GC/MS Ins
Multiplr: 1.00

Quant Results File: VD8S0803.RES

Quant Method : D:\D\METHODS\VD8S0803.M (RTE Integrator)
Title : VOA 8260 METHOD
Last Update : Thu Aug 03 13:26:45 2006
Response via : Initial Calibration
DataAcq Meth : VD8S0803

Internal Standards	R.T.	QIon	Response	Conc	Units	Dev(Min)
1) Pentafluorobenzene	6.46	168	261087	50.00	ug/l	-0.14
24) 1,4-Difluorobenzene	7.50	114	557004	50.00	ug/l	0.00
43) Chlorobenzene-d5	11.75	117	458633	50.00	ug/l	0.00
55) 1,4-Dichlorobenzene-d4	14.77	152	191975	50.00	ug/l	0.00

System Monitoring Compounds						
25) 1,2-Dichloroethane-d4	6.84	65	831488	189.72	ug/l	0.00
Spiked Amount 50.000	Range 70 - 121		Recovery = 379.44%#			
36) Toluene-d8	9.62	98	2328570	174.67	ug/l	0.00
Spiked Amount 50.000	Range 81 - 117		Recovery = 349.34%#			
42) Bromofluorobenzene	13.34	95	938545	191.74	ug/l	0.00
Spiked Amount 50.000	Range 74 - 121		Recovery = 383.48%#			

Target Compounds						Qvalue
2) Acrolein	2.75	56	1133442	679.98	ug/l	100
3) Acrylonitrile	4.02	53	4028949	756.90	ug/l	98
4) Acetone	2.97	43	472158	158.96	ug/l	92
5) Dichlorodifluoromethane	1.25	85	538407	154.97	ug/l	98
6) Chloromethane	1.43	50	1575761	175.72	ug/l	95
7) Vinyl Chloride	1.51	62	1379017	173.38	ug/l	94
8) Bromomethane	1.82	94	566000	199.48	ug/l	90
9) Chloroethane	1.90	64	342017	205.49	ug/l	91
10) Trichoroflouromethane	2.12	101	953145	192.16	ug/l	100
11) 1,1-Dichloroethene	2.73	61	1246089	166.34	ug/l	95
12) Carbon disulfide	2.94	76	2439958	147.18	ug/l	94
13) Methylene Chloride	3.46	49	1458115	105.95	ug/l	86
14) trans-1,2-Dichloroethene	3.79	61	1266715	164.76	ug/l	94
15) 1,1-Dichloroethane	4.55	63	1589705	168.38	ug/l	98
16) Vinyl acetate	4.71	43	2615195	160.72	ug/l	96
17) 2,2-Dichloropropane	5.47	77	1200104	203.47	ug/l	96
18) 2-Butanone	5.68	43	752234	175.65	ug/l	85
19) cis-1,2-Dichloroethene	5.54	61	1497382	198.84	ug/l	93
20) Chloroform	6.06	83	1344054	189.23	ug/l	95
21) Bromochloromethane	5.91	130	487825	201.46	ug/l #	69
22) 1,1,1-Trichloroethane	6.22	97	926980	194.75	ug/l	92
23) T-butyl alcohol	3.90	59	870586	1674.48	ug/l #	28
26) 1,1-Dichloropropene	6.49	110	367923	188.04	ug/l	93
27) Carbon Tetrachloride	6.40	117	689720m	194.01	ug/l	
28) 1,2-Dichloroethane	6.95	62	1080701	192.76	ug/l	90
29) Benzene	6.78	78	3302278	171.10	ug/l	85
30) Trichloroethene	7.79	95	808735	191.32	ug/l	96
31) 1,2-Dichloropropane	8.20	63	1152697	183.29	ug/l	96

(#) = qualifier out of range (m) = manual integration

Y-259

Quantitation Report (QT Reviewed)

Data File : D:\D\DATA\AUG06\D0809\D4531.D
Acq On : 9 Aug 2006 11:59
Sample : VSTD200
Misc : SOIL
MS Integration Params: rteint.p
Quant Time: Aug 9 13:03 2006

Vial: 19
Operator:
Inst : GC/MS Ins
Multiplr: 1.00

Quant Results File: VD8S0803.RES

Quant Method : D:\D\METHODS\VD8S0803.M (RTE Integrator)
Title : VOA 8260 METHOD
Last Update : Thu Aug 03 13:26:45 2006
Response via : Initial Calibration
DataAcq Meth : VD8S0803

Compound	R.T.	QIon	Response	Conc Unit		Qvalue
32) Bromodichloromethane	8.62	83	1040341	199.76 ug/l		95
33) Dibromomethane	8.37	174	399942	208.43 ug/l		96
34) 2-Chloroethylvinylether	9.15	63	773393	191.22 ug/l		98
35) cis-1,3-dichloropropene	9.31	75	1528875	189.64 ug/l		98
37) Toluene	9.72	91	2856033	170.16 ug/l		94
38) trans-1,3-Dichloropropene	10.20	75	1298751	197.14 ug/l		98
39) 1,1,2-Trichloroethane	10.45	97	733661	195.56 ug/l		99
40) 4-Methyl-2-pentanone	9.59	43	1366853	175.80 ug/l		94
41) 1,2-Dibromoethane	11.12	107	714095	199.55 ug/l		99
44) 2-Hexanone	10.84	43	942238	178.34 ug/l		85
45) 1,3-dichloropropane	10.70	76	1482044	184.31 ug/l		97
46) Tetrachloroethene	10.48	166	597645	193.63 ug/l	#	70
47) Dibromochloromethane	10.96	129	647673	209.64 ug/l		96
48) Ethylbenzene	11.93	91	2916897	164.64 ug/l		91
49) Chlorobenzene	11.79	112	1783974	185.84 ug/l		95
50) 1,1,1,2-Tetrachloroethane	11.94	131	572392	200.99 ug/l		99
51) m,p-Xylene	12.11	91	3958666	313.94 ug/l		89
52) o-Xylene	12.63	91	4100815	314.37 ug/l		89
53) Styrene	12.67	104	3428675	338.90 ug/l		83
54) Bromoform	12.91	173	364702	221.13 ug/l		83
56) Isopropylbenzene	13.10	105	2494138	176.34 ug/l		95
57) 1,1,2,2-Tetrachloroethane	13.59	83	1066867	192.69 ug/l		96
58) 1,2,3-Trichloropropane	13.64	75	812852	187.66 ug/l		98
59) n-Propyl benzene	13.63	91	3266652	163.85 ug/l		91
60) Bromobenzene	13.50	77	1487083	181.29 ug/l		97
61) 1,3,5-Trimethylbenzene	13.87	105	2118852	178.85 ug/l		97
62) 2-Chlorotoluene	13.75	91	2113698	175.57 ug/l		96
63) 4-Chlorotoluene	13.90	91	2301048	175.44 ug/l		97
64) tert-Butylbenzene	14.24	119	1852354	183.67 ug/l		91
65) 1,2,4-Trimethylbenzene	14.32	105	2124539	176.62 ug/l		95
66) sec-Butylbenzene	14.51	105	2988241	176.65 ug/l		92
67) p-Isopropyltoluene	14.70	119	2240443	180.88 ug/l		93
68) 1,3-Dichlorobenzene	14.67	146	1202225	192.10 ug/l		95
69) 1,4-Dichlorobenzene	14.79	146	1202487	194.47 ug/l		98
70) n-Butylbenzene	15.19	91	2548011	179.18 ug/l		94
71) 1,2-Dichlorobenzene	15.24	146	1099745	193.51 ug/l		96
72) 1,2-Dibromo-3-Chloropropan	16.17	157	152956	229.04 ug/l		90
73) 1,2,4-Trichlorobenzene	17.09	180	710802	214.06 ug/l		99
74) Hexachlorobutadiene	17.23	225	325067	219.61 ug/l	#	60
75) Naphthalene	17.38	128	1890968	202.40 ug/l		98
76) 1,2,3-Trichlorobenzene	17.67	180	629004	222.97 ug/l		98

(#) = qualifier out of range (m) = manual integration

Y-260

Quantitation Report (QT Reviewed)

Data File : D:\D\DATA\AUG06\D0809\D4531.D
Acq On : 9 Aug 2006 11:59
Sample : VSTD200
Misc : SOIL
MS Integration Params: rteint.p
Quant Time: Aug 9 13:03 2006

Vial: 19
Operator:
Inst : GC/MS Ins
Multiplr: 1.00

Quant Results File: VD8S0803.RES

Quant Method : D:\D\METHODS\VD8S0803.M (RTE Integrator)
Title : VOA 8260 METHOD
Last Update : Thu Aug 03 13:26:45 2006
Response via : Initial Calibration
DataAcq Meth : VD8S0803

Compound	R.T.	QIon	Response	Conc Unit	Qvalue
77) Methyl t-butyl ether	3.85	73	3215175	316.32 ug/l	87

(#) = qualifier out of range (m) = manual integration

Y-261

7A

VOLATILE CONTINUING CALIBRATION CHECK

Lab Name: ACCREDITED ANALYTICAL RES Contract: _____

Lab Code: _____ Case No.: _____ SAS No.: _____ SDG No.: _____

Instrument ID: HP5971M Calibration Date: 8/3/06 Time: 9:48

Lab File ID: M7283.D Init. Calib. Date(s): 7/3/06 7/3/06

Heated Purge: (Y/N) N Init. Calib. Times: 10:02 12:28

GC Column: Rtx-624 ID: 0.18 (mm)

COMPOUND	$\overline{RRF}$	RRF50	MIN RRF	% D	MAX % D
Acrolein	0.141	0.133		5.8	
Acrylonitrile	0.618	0.578		6.5	
Acetone	0.291	0.227		22.0	
Dichlorodifluoromethane	0.714	0.519		27.3	
Chloromethane	0.774	0.770	0.100	0.5	0.0
Vinyl Chloride	0.893	0.803	0.100	10.1	20.0
Bromomethane	0.395	0.352		11.1	
Chloroethane	0.287	0.266		7.2	
Trichoroflouromethane	0.674	0.551		18.3	
1,1-Dichloroethene	0.904	0.882	0.100	2.5	20.0
Carbon disulfide	1.646	1.891		-14.9	
Methylene Chloride	1.055	0.935		11.4	
trans-1,2-Dichloroethene	1.075	1.063		1.1	
1,1-Dichloroethane	1.325	1.290	0.100	2.6	0.0
Vinyl acetate	0.872	1.219		-39.7	
2,2-Dichloropropane	1.164	1.003		13.9	
2-Butanone	0.391	0.344		12.0	
cis-1,2-Dichloroethene	1.128	1.082		4.1	
Chloroform	1.353	1.227	0.100	9.3	20.0
Bromochloromethane	0.569	0.516		9.4	
1,1,1-Trichloroethane	1.059	0.908		14.2	
T-butyl alcohol	0.084	0.062		26.0	
1,1-Dichloropropene	0.575	0.546		5.1	
Carbon Tetrachloride	0.386	0.322		16.7	
1,2-Dichloroethane	0.503	0.433		14.0	
Benzene	1.457	1.357		6.9	
Trichloroethene	0.408	0.371		9.1	
1,2-Dichloropropane	0.397	0.372	0.100	6.3	20.0
Bromodichloromethane	0.493	0.413		16.2	
Dibromomethane	0.230	0.199		13.1	
2-Chloroethylvinylether	0.232	0.244		-5.1	
cis-1,3-dichloropropene	0.675	0.589		12.8	
Toluene	1.486	1.366	0.100	8.1	20.0
trans-1,3-Dichloropropene	0.603	0.507		15.9	
1,1,2-Trichloroethane	0.363	0.321		11.7	
4-Methyl-2-pentanone	0.353	0.321		9.2	
1,2-Dibromoethane	0.411	0.354		13.8	
2-Hexanone	0.278	0.245		11.9	
1,3-dichloropropane	0.777	0.700		10.0	

All other compounds must meet a minimum RRF of 0.010.

Y-262

7A
VOLATILE CONTINUING CALIBRATION CHECK

Lab Name: ACCREDITED ANALYTICAL RES Contract: _____

Lab Code: _____ Case No.: _____ SAS No.: _____ SDG No.: _____

Instrument ID: HP5971M Calibration Date: 8/3/06 Time: 9:48

Lab File ID: M7283.D Init. Calib. Date(s): 7/3/06 7/3/06

Heated Purge: (Y/N) N Init. Calib. Times: 10:02 12:28

GC Column: Rtx-624 ID: 0.18 (mm)

COMPOUND	$\overline{RRF}$	RRF50	MIN RRF	% D	MAX % D
Tetrachloroethene	0.395	0.357		9.5	
Dibromochloromethane	0.434	0.363		16.3	
Ethylbenzene	1.870	1.742	0.100	6.8	20.0
Chlorobenzene	1.138	1.030	0.100	9.5	0.0
1,1,1,2-Tetrachloroethane	0.388	0.340		12.4	
m,p-Xylene	1.364	1.225		10.2	
o-Xylene	1.352	1.239		8.3	
Styrene	1.109	1.034		6.8	
Bromoform	0.220	0.174	0.100	20.9	0.0
Isopropylbenzene	3.970	3.782		4.7	
1,1,2,2-Tetrachloroethane	1.360	1.184	0.100	12.9	0.0
1,2,3-Trichloropropane	1.104	0.991		10.2	
n-Propyl benzene	5.202	4.826		7.2	
Bromobenzene	1.854	1.803		2.7	
1,3,5-Trimethylbenzene	3.295	3.079		6.6	
2-Chlorotoluene	3.128	2.907		7.1	
4-Chlorotoluene	3.449	3.180		7.8	
tert-Butylbenzene	2.941	2.633		10.5	
1,2,4-Trimethylbenzene	3.350	3.116		7.0	
sec-Butylbenzene	4.700	4.262		9.3	
p-Isopropyltoluene	3.705	3.282		11.4	
1,3-Dichlorobenzene	1.862	1.671		10.3	
1,4-Dichlorobenzene	1.879	1.679		10.6	
n-Butylbenzene	3.563	3.248		8.8	
1,2-Dichlorobenzene	1.682	1.503		10.7	
1,2-Dibromo-3-Chloropropane	0.211	0.149		29.3	
1,2,4-Trichlorobenzene	0.891	0.790		11.4	
Hexachlorobutadiene	0.401	0.341		14.8	
Naphthalene	2.731	2.239		18.0	
1,2,3-Trichlorobenzene	0.791	0.687		13.2	
Methyl t-butyl ether	2.370	2.283		3.7	
1,2-Dichloroethane-d4	0.356	0.345		3.0	
Toluene-d8	1.077	1.145		-6.3	
Bromofluorobenzene	0.400	0.394		1.5	

All other compounds must meet a minimum RRF of 0.010.

Y-263

7A

VOLATILE CONTINUING CALIBRATION CHECK

Lab Name: ACCREDITED ANALYTICAL RES Contract: _____

Lab Code: _____ Case No.: _____ SAS No.: _____ SDG No.: _____

Instrument ID: HP5971M Calibration Date: 8/4/06 Time: 8:54

Lab File ID: M7305.D Init. Calib. Date(s): 7/3/06 7/3/06

Heated Purge: (Y/N) N Init. Calib. Times: 10:02 12:28

GC Column: Rtx-624 ID: 0.18 (mm)

COMPOUND	$\overline{RRF}$	RRF50	MIN RRF	% D	MAX % D
Acrolein	0.141	0.123		12.8	
Acrylonitrile	0.618	0.547		11.4	
Acetone	0.291	0.205		29.7	
Dichlorodifluoromethane	0.714	0.403		43.5	
Chloromethane	0.774	0.675	0.100	12.8	0.0
Vinyl Chloride	0.893	0.788	0.100	11.8	20.0
Bromomethane	0.395	0.362		8.6	
Chloroethane	0.287	0.277		3.7	
Trichoroflouromethane	0.674	0.642		4.7	
1,1-Dichloroethene	0.904	0.848	0.100	6.2	20.0
Carbon disulfide	1.646	1.804		-9.6	
Methylene Chloride	1.055	1.124		-6.5	
trans-1,2-Dichloroethene	1.075	1.048		2.5	
1,1-Dichloroethane	1.325	1.298	0.100	2.0	0.0
Vinyl acetate	0.872	1.184		-35.7	
2,2-Dichloropropane	1.164	1.077		7.5	
2-Butanone	0.391	0.329		15.8	
cis-1,2-Dichloroethene	1.128	1.089		3.5	
Chloroform	1.353	1.261	0.100	6.7	20.0
Bromochloromethane	0.569	0.528		7.3	
1,1,1-Trichloroethane	1.059	0.965		8.8	
T-butyl alcohol	0.084	0.059		29.8	
1,1-Dichloropropene	0.575	0.562		2.2	
Carbon Tetrachloride	0.386	0.333		13.7	
1,2-Dichloroethane	0.503	0.444		11.9	
Benzene	1.457	1.402		3.8	
Trichloroethene	0.408	0.382		6.2	
1,2-Dichloropropane	0.397	0.385	0.100	3.1	20.0
Bromodichloromethane	0.493	0.442		10.2	
Dibromomethane	0.230	0.205		10.5	
2-Chloroethylvinylether	0.232	0.241		-3.7	
cis-1,3-dichloropropene	0.675	0.621		7.9	
Toluene	1.486	1.388	0.100	6.6	20.0
trans-1,3-Dichloropropene	0.603	0.523		13.2	
1,1,2-Trichloroethane	0.363	0.320		11.7	
4-Methyl-2-pentanone	0.353	0.299		15.2	
1,2-Dibromoethane	0.411	0.349		15.0	
2-Hexanone	0.278	0.226		19.0	
1,3-dichloropropane	0.777	0.709		8.8	

All other compounds must meet a minimum RRF of 0.010.

Y-264

7A

VOLATILE CONTINUING CALIBRATION CHECK

Lab Name: ACCREDITED ANALYTICAL RES Contract: _____

Lab Code: _____ Case No.: _____ SAS No.: _____ SDG No.: _____

Instrument ID: HP5971M Calibration Date: 8/4/06 Time: 8:54

Lab File ID: M7305.D Init. Calib. Date(s): 7/3/06 7/3/06

Heated Purge: (Y/N) N Init. Calib. Times: 10:02 12:28

GC Column: Rtx-624 ID: 0.18 (mm)

COMPOUND	$\overline{RRF}$	RRF50	MIN RRF	% D	MAX % D
Tetrachloroethene	0.395	0.360		8.8	
Dibromochloromethane	0.434	0.367		15.5	
Ethylbenzene	1.870	1.747	0.100	6.5	20.0
Chlorobenzene	1.138	1.034	0.100	9.2	0.0
1,1,1,2-Tetrachloroethane	0.388	0.344		11.4	
m,p-Xylene	1.364	1.256		7.9	
o-Xylene	1.352	1.272		5.9	
Styrene	1.109	1.065		4.0	
Bromoform	0.220	0.170	0.100	23.0	0.0
Isopropylbenzene	3.970	3.750		5.5	
1,1,2,2-Tetrachloroethane	1.360	1.140	0.100	16.2	0.0
1,2,3-Trichloropropane	1.104	0.915		17.1	
n-Propyl benzene	5.202	4.905		5.7	
Bromobenzene	1.854	1.749		5.7	
1,3,5-Trimethylbenzene	3.295	3.150		4.4	
2-Chlorotoluene	3.128	2.892		7.6	
4-Chlorotoluene	3.449	3.201		7.2	
tert-Butylbenzene	2.941	2.683		8.8	
1,2,4-Trimethylbenzene	3.350	3.168		5.4	
sec-Butylbenzene	4.700	4.394		6.5	
p-Isopropyltoluene	3.705	3.357		9.4	
1,3-Dichlorobenzene	1.862	1.688		9.3	
1,4-Dichlorobenzene	1.879	1.688		10.2	
n-Butylbenzene	3.563	3.332		6.5	
1,2-Dichlorobenzene	1.682	1.507		10.4	
1,2-Dibromo-3-Chloropropane	0.211	0.140		33.6	
1,2,4-Trichlorobenzene	0.891	0.783		12.2	
Hexachlorobutadiene	0.401	0.346		13.6	
Naphthalene	2.731	2.087		23.6	
1,2,3-Trichlorobenzene	0.791	0.670		15.4	
Methyl t-butyl ether	2.370	2.195		7.4	
1,2-Dichloroethane-d4	0.356	0.359		-0.9	
Toluene-d8	1.077	1.162		-7.9	
Bromofluorobenzene	0.400	0.406		-1.4	

All other compounds must meet a minimum RRF of 0.010.

V-265

7A

VOLATILE CONTINUING CALIBRATION CHECK

Lab Name: ACCREDITED ANALYTICAL RES Contract: _____

Lab Code: _____ Case No.: _____ SAS No.: _____ SDG No.: _____

Instrument ID: HP5971D Calibration Date: 8/9/06 Time: 12:56

Lab File ID: D4533.D Init. Calib. Date(s): 8/9/06 8/9/06

Heated Purge: (Y/N) N Init. Calib. Times: 8:51 11:59

GC Column: Rtx-624 ID: 0.18 (mm)

COMPOUND	$\overline{RRF}$	RRF50	MIN RRF	% D	MAX % D
Acrolein	0.251	0.260		-3.5	
Acrylonitrile	0.936	0.987		-5.4	
Acetone	0.541	0.650		-20.2	
Dichlorodifluoromethane	0.578	0.466		19.3	
Chloromethane	1.561	1.488	0.100	4.6	0.0
Vinyl Chloride	1.432	1.387	0.100	3.2	20.0
Bromomethane	0.552	0.525		4.9	
Chloroethane	0.327	0.298		8.9	
Trichoroflouromethane	0.945	0.890		5.8	
1,1-Dichloroethene	1.301	1.176	0.100	9.6	20.0
Carbon disulfide	2.621	2.437		7.0	
Methylene Chloride	2.212	1.797		18.8	
trans-1,2-Dichloroethene	1.332	1.268		4.9	
1,1-Dichloroethane	1.659	1.508	0.100	9.2	0.0
Vinyl acetate	2.761	2.514		9.0	
2,2-Dichloropropane	1.130	0.917		18.9	
2-Butanone	0.778	0.936		-20.3	
cis-1,2-Dichloroethene	1.487	1.139		23.4	
Chloroform	1.330	1.327	0.100	0.2	20.0
Bromochloromethane	0.465	0.452		2.7	
1,1,1-Trichloroethane	0.899	0.861		4.3	
T-butyl alcohol	0.095	0.120		-27.0	
1,1-Dichloropropene	0.175	0.167		4.7	
Carbon Tetrachloride	0.321	0.321		-0.1	
1,2-Dichloroethane	0.510	0.514		-0.7	
Benzene	1.687	1.677		0.6	
Trichloroethene	0.376	0.373		1.0	
1,2-Dichloropropane	0.550	0.543	0.100	1.3	20.0
Bromodichloromethane	0.467	0.472		-1.2	
Dibromomethane	0.181	0.181		-0.1	
2-Chloroethylvinylether	0.353	0.372		-5.4	
cis-1,3-dichloropropene	0.720	0.731		-1.4	
Toluene	1.496	1.483	0.100	0.9	20.0
trans-1,3-Dichloropropene	0.591	0.604		-2.3	
1,1,2-Trichloroethane	0.341	0.345		-1.3	
4-Methyl-2-pentanone	0.680	0.744		-9.4	
1,2-Dibromoethane	0.326	0.335		-2.8	
2-Hexanone	0.559	0.646		-15.6	
1,3-dichloropropane	0.861	0.874		-1.5	

All other compounds must meet a minimum RRF of 0.010.

Y-2606

7A
VOLATILE CONTINUING CALIBRATION CHECK

Lab Name: ACCREDITED ANALYTICAL RES Contract: _____

Lab Code: _____ Case No.: _____ SAS No.: _____ SDG No.: _____

Instrument ID: HP5971D Calibration Date: 8/9/06 Time: 12:56

Lab File ID: D4533.D Init. Calib. Date(s): 8/9/06 8/9/06

Heated Purge: (Y/N) N Init. Calib. Times: 8:51 11:59

GC Column: Rtx-624 ID: 0.18 (mm)

COMPOUND	RRF	RRF50	MIN RRF	% D	MAX % D
Tetrachloroethene	0.347	0.337		2.8	
Dibromochloromethane	0.340	0.343		-1.1	
Ethylbenzene	1.906	1.936	0.100	-1.6	20.0
Chlorobenzene	1.052	1.052	0.100	0.0	0.0
1,1,1,2-Tetrachloroethane	0.316	0.318		-0.8	
m,p-Xylene	1.373	1.404		-2.3	
o-Xylene	1.426	1.472		-3.2	
Styrene	1.113	1.153		-3.6	
Bromoform	0.183	0.190	0.100	-4.0	0.0
Isopropylbenzene	3.613	3.532		2.2	
1,1,2,2-Tetrachloroethane	1.407	1.449	0.100	-3.0	0.0
1,2,3-Trichloropropane	1.109	1.157		-4.4	
n-Propyl benzene	5.042	4.984		1.1	
Bromobenzene	2.057	2.048		0.4	
1,3,5-Trimethylbenzene	3.010	2.993		0.6	
2-Chlorotoluene	3.067	3.016		1.7	
4-Chlorotoluene	3.344	3.318		0.8	
tert-Butylbenzene	2.592	2.519		2.8	
1,2,4-Trimethylbenzene	3.047	3.073		-0.9	
sec-Butylbenzene	4.361	4.292		1.6	
p-Isopropyltoluene	3.195	3.144		1.6	
1,3-Dichlorobenzene	1.625	1.586		2.4	
1,4-Dichlorobenzene	1.620	1.578		2.6	
n-Butylbenzene	3.615	3.641		-0.7	
1,2-Dichlorobenzene	1.497	1.515		-1.2	
1,2-Dibromo-3-Chloropropane	0.178	0.203		-13.9	
1,2,4-Trichlorobenzene	0.889	0.932		-4.8	
Hexachlorobutadiene	0.396	0.385		3.0	
Naphthalene	2.507	2.892		-15.4	
1,2,3-Trichlorobenzene	0.774	0.837		-8.2	
Methyl t-butyl ether	2.473	2.347		5.1	
1,2-Dichloroethane-d4	0.397	0.394		0.8	
Toluene-d8	1.204	1.178		2.2	
Bromofluorobenzene	0.452	0.450		0.6	

All other compounds must meet a minimum RRF of 0.010.

Y-267

Quantitation Report

Data File : D:\M\DATA\AUG06\M0803\M7283.D
Acq On : 3 Aug 2006 9:48
Sample : VSTD050
Misc : WATER
MS Integration Params: rteint.p
Quant Time: Aug 3 10:14 2006

Vial: 2
Operator:
Inst : GC/MS Ins
Multiplr: 1.00

Quant Results File: VM8A0703.R

Method : D:\M\METHODS\VM8A0703.M (RTE Integrator)
Title : VOA 8260 METHOD
Last Update : Mon Jul 03 13:08:12 2006
Response via : Initial Calibration

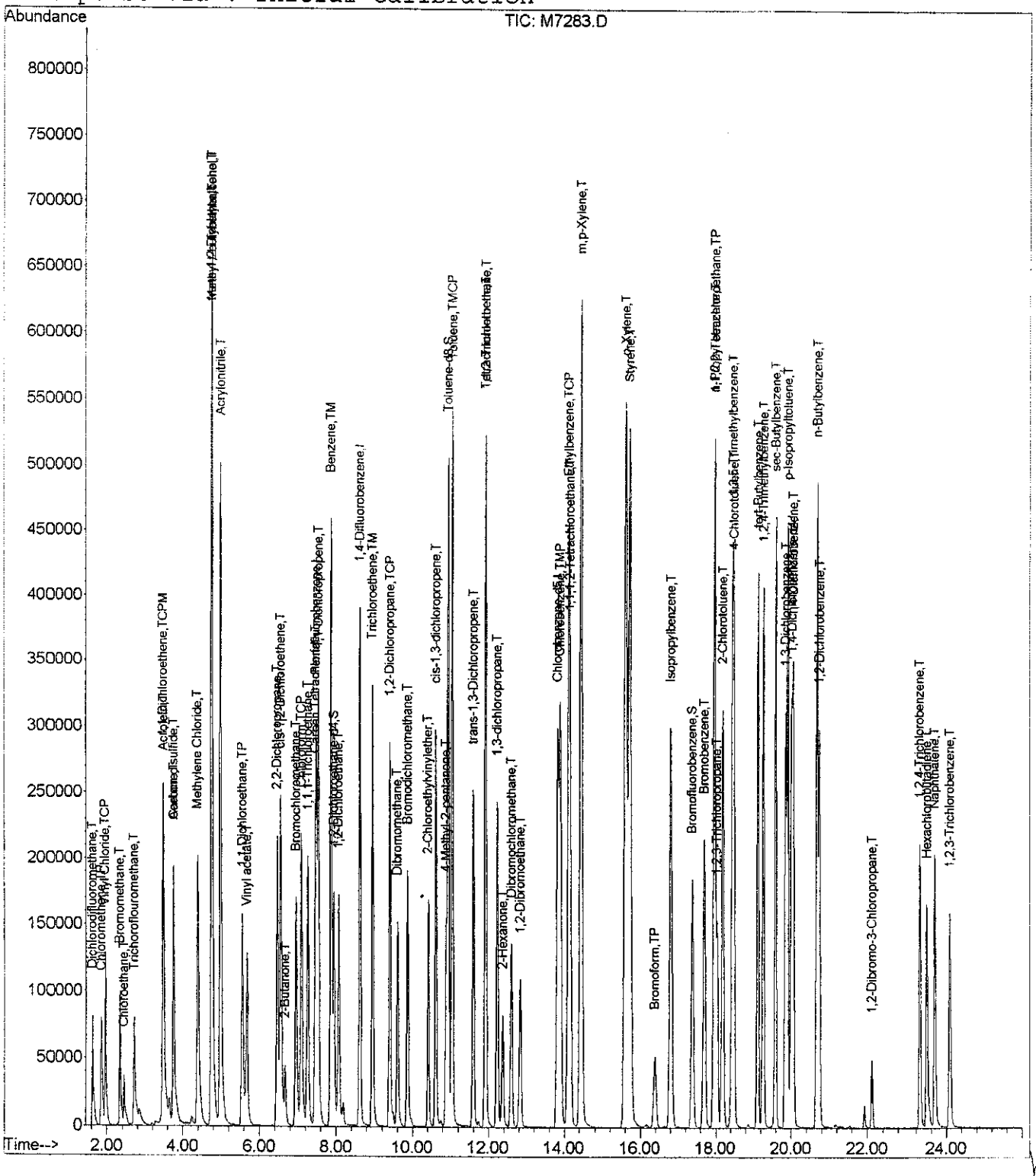

Y-268

Quantitation Report (QT Reviewed)

Data File : D:\M\DATA\AUG06\M0803\M7283.D
Acq On : 3 Aug 2006 9:48
Sample : VSTD050
Misc : WATER
MS Integration Params: rteint.p
Quant Time: Aug 3 10:14 2006

Vial: 2
Operator:
Inst : GC/MS Ins
Multiplr: 1.00
Quant Results File: VM8A0703.RES

Quant Method : D:\M\METHODS\VM8A0703.M (RTE Integrator)
Title : VOA 8260 METHOD
Last Update : Mon Jul 03 13:08:12 2006
Response via : Initial Calibration
DataAcq Meth : VM8A0703

Internal Standards	R.T.	QIon	Response	Conc	Units	Dev(Min)
1) Pentafluorobenzene	7.48	168	220839	50.00	ug/l	0.03
24) 1,4-Difluorobenzene	8.61	114	472799	50.00	ug/l	0.02
43) Chlorobenzene-d5	13.82	117	402060	50.00	ug/l	0.04
55) 1,4-Dichlorobenzene-d4	20.00	152	146480	50.00	ug/l	0.04
System Monitoring Compounds						
25) 1,2-Dichloroethane-d4	7.93	65	163011	48.48	ug/l	0.02
Spiked Amount 50.000	Range 76 - 114		Recovery = 96.96%			
36) Toluene-d8	10.93	98	541426	53.15	ug/l	0.03
Spiked Amount 50.000	Range 88 - 110		Recovery = 106.30%			
42) Bromofluorobenzene	17.37	95	186246	49.23	ug/l	0.04
Spiked Amount 50.000	Range 86 - 115		Recovery = 98.46%			

Target Compounds						Qvalue
2) Acrolein	3.49	56	146420	235.55	ug/l	96
3) Acrylonitrile	4.99	53	637806	233.80	ug/l	93
4) Acetone	3.76	43	50143	38.98	ug/l	58
5) Dichlorodifluoromethane	1.62	85	114581	36.34	ug/l	94
6) Chloromethane	1.84	50	170072	49.74	ug/l	99
7) Vinyl Chloride	1.96	62	177399	44.97	ug/l	100
8) Bromomethane	2.34	94	77658	44.46	ug/l	99
9) Chloroethane	2.44	64	58814	46.38	ug/l	97
10) Trichoroflouromethane	2.71	101	121598	40.87	ug/l	100
11) 1,1-Dichloroethene	3.47	61	194768	48.76	ug/l	86
12) Carbon disulfide	3.75	76	417600	57.45	ug/l	99
13) Methylene Chloride	4.39	49	206483	44.30	ug/l	85
14) trans-1,2-Dichloroethene	4.74	61	234735	49.44	ug/l	98
15) 1,1-Dichloroethane	5.55	63	284850	48.69	ug/l	99
16) Vinyl acetate	5.67	43	269236	69.87	ug/l	93
17) 2,2-Dichloropropane	6.46	77	221447	43.07	ug/l	96
18) 2-Butanone	6.66	43	75926	44.01	ug/l	96
19) cis-1,2-Dichloroethene	6.54	61	238972	47.95	ug/l	97
20) Chloroform	7.09	83	271066	45.37	ug/l	98
21) Bromochloromethane	6.95	130	113895	45.32	ug/l #	76
22) 1,1,1-Trichloroethane	7.26	97	200575	42.89	ug/l	96
23) T-butyl alcohol	4.77	59	136844	369.72	ug/l	79
26) 1,1-Dichloropropene	7.53	75	258076	47.84	ug/l	99
27) Carbon Tetrachloride	7.45	119	152149	41.64	ug/l	93
28) 1,2-Dichloroethane	8.06	62	204647	42.98	ug/l	89
29) Benzene	7.86	78	641564	46.55	ug/l	97
30) Trichloroethene	8.94	95	175221	45.46	ug/l	99
31) 1,2-Dichloropropane	9.40	63	176039	46.87	ug/l	97

(#) = qualifier out of range (m) = manual integration

V-269

Data File : D:\M\DATA\AUG06\M0803\M7283.D
Acq On : 3 Aug 2006 9:48
Sample : VSTD050
Misc : WATER
MS Integration Params: rteint.p
Quant Time: Aug 3 10:14 2006

Vial: 2
Operator:
Inst : GC/MS Ins
Multiplr: 1.00

Quant Results File: VM8A0703.RES

Quant Method : D:\M\METHODS\VM8A0703.M (RTE Integrator)
Title : VOA 8260 METHOD
Last Update : Mon Jul 03 13:08:12 2006
Response via : Initial Calibration
DataAcq Meth : VM8A0703

	Compound	R.T.	QIon	Response	Conc Unit	Qvalue
32)	Bromodichloromethane	9.86	83	195279	41.91 ug/l	99
33)	Dibromomethane	9.60	174	94270	43.43 ug/l	96
34)	2-Chloroethylvinylether	10.41	63	115294	52.55 ug/l	96
35)	cis-1,3-dichloropropene	10.61	75	278301	43.63 ug/l	99
37)	Toluene	11.04	91	645833	45.97 ug/l	100
38)	trans-1,3-Dichloropropene	11.59	75	239618	42.05 ug/l	98
39)	1,1,2-Trichloroethane	11.91	97	151548	44.15 ug/l	100
40)	4-Methyl-2-pentanone	10.88	43	151570	45.40 ug/l	98
41)	1,2-Dibromoethane	12.82	107	167467	43.09 ug/l	99
44)	2-Hexanone	12.37	43	98680	44.08 ug/l	97
45)	1,3-dichloropropane	12.22	76	281365	45.02 ug/l	97
46)	Tetrachloroethene	11.92	166	143563	45.23 ug/l	95
47)	Dibromochloromethane	12.60	129	145992	41.87 ug/l	100
48)	Ethylbenzene	14.10	91	700212	46.58 ug/l	97
49)	Chlorobenzene	13.89	112	414029	45.23 ug/l	99
50)	1,1,1,2-Tetrachloroethane	14.15	131	136696	43.78 ug/l	97
51)	m,p-Xylene	14.43	91	984614	89.78 ug/l	98
52)	o-Xylene	15.61	91	996416	91.65 ug/l	98
53)	Styrene	15.71	104	831218	93.23 ug/l	97
54)	Bromoform	16.39	173	70022	39.52 ug/l	95
56)	Isopropylbenzene	16.80	105	554008	47.64 ug/l	96
57)	1,1,2,2-Tetrachloroethane	17.96	83	173428	43.54 ug/l	98
58)	1,2,3-Trichloropropane	18.03	75	145199	44.89 ug/l	98
59)	n-Propyl benzene	17.96	91	706886	46.39 ug/l	99
60)	Bromobenzene	17.69	77	264148	48.63 ug/l	100
61)	1,3,5-Trimethylbenzene	18.44	105	450955	46.72 ug/l	95
62)	2-Chlorotoluene	18.18	91	425751	46.46 ug/l	99
63)	4-Chlorotoluene	18.48	91	465840	46.10 ug/l	98
64)	tert-Butylbenzene	19.11	119	385656	44.77 ug/l	95
65)	1,2,4-Trimethylbenzene	19.26	105	456479	46.51 ug/l	94
66)	sec-Butylbenzene	19.58	105	624338	45.34 ug/l	99
67)	p-Isopropyltoluene	19.90	119	480812	44.30 ug/l	96
68)	1,3-Dichlorobenzene	19.85	146	244713	44.86 ug/l	100
69)	1,4-Dichlorobenzene	20.05	146	245956	44.68 ug/l	99
70)	n-Butylbenzene	20.67	91	475744	45.58 ug/l	99
71)	1,2-Dichlorobenzene	20.73	146	220096	44.67 ug/l	99
72)	1,2-Dibromo-3-Chloropropan	22.12	157	21858	35.33 ug/l	88
73)	1,2,4-Trichlorobenzene	23.30	180	115684	44.31 ug/l	99
74)	Hexachlorobutadiene	23.49	225	49985	42.58 ug/l	98
75)	Naphthalene	23.69	128	327960	40.99 ug/l	100
76)	1,2,3-Trichlorobenzene	24.09	180	100598	43.40 ug/l	97

(#) = qualifier out of range (m) = manual integration

V-270

Quantitation Report (QT Reviewed)

Data File : D:\M\DATA\AUG06\M0803\M7283.D Vial: 2
Acq On : 3 Aug 2006 9:48 Operator:
Sample : VSTD050 Inst : GC/MS Ins
Misc : WATER Multiplr: 1.00
MS Integration Params: rteint.p
Quant Time: Aug 3 10:14 2006 Quant Results File: VM8A0703.RES

Quant Method : D:\M\METHODS\VM8A0703.M (RTE Integrator)
Title : VOA 8260 METHOD
Last Update : Mon Jul 03 13:08:12 2006
Response via : Initial Calibration
DataAcq Meth : VM8A0703

Compound	R.T.	QIon	Response	Conc Unit	Qvalue
77) Methyl t-butyl ether	4.76	73	668784	96.31 ug/l	94

(#) = qualifier out of range (m) = manual integration

Quantitation Report

Data File : D:\M\DATA\AUG06\M0804\M7305.D
Acq On : 4 Aug 2006 8:54
Sample : VSTD050
Misc : WATER
MS Integration Params: rteint.p
Quant Time: Aug 4 9:20 2006

Vial: 2
Operator:
Inst : GC/MS Ins
Multiplr: 1.00
Quant Results File: VM8A0703.R

Method : D:\M\METHODS\VM8A0703.M (RTE Integrator)
Title : VOA 8260 METHOD
Last Update : Mon Jul 03 13:08:12 2006
Response via : Initial Calibration

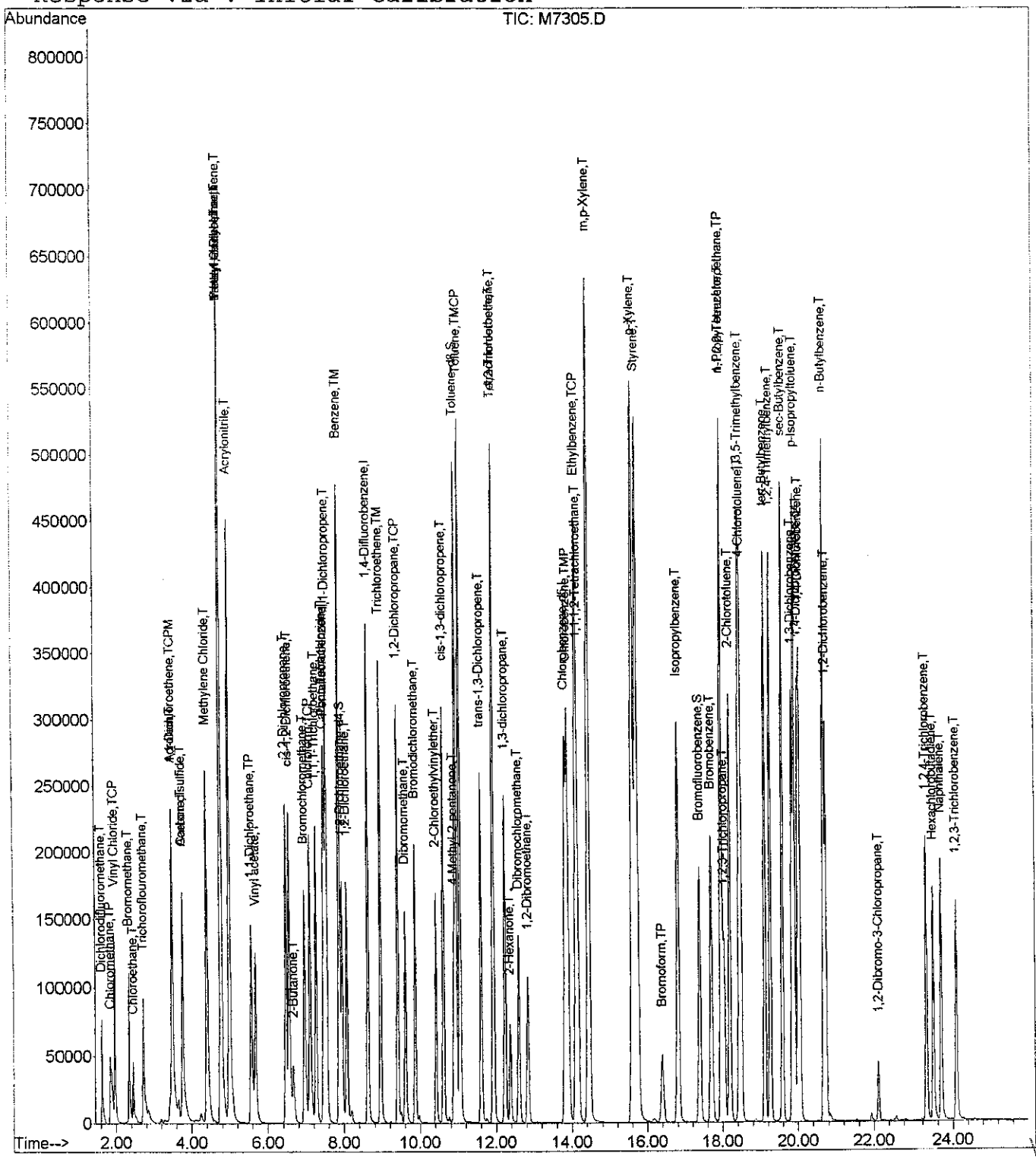

Quantitation Report (Not Reviewed)

Data File : D:\M\DATA\AUG06\M0804\M7305.D
Acq On : 4 Aug 2006 8:54
Sample : VSTD050
Misc : WATER
MS Integration Params: rteint.p
Quant Time: Aug 4 9:20 2006

Vial: 2
Operator:
Inst : GC/MS Ins
Multiplr: 1.00
Quant Results File: VM8A0703.RES

Quant Method : D:\M\METHODS\VM8A0703.M (RTE Integrator)
Title : VOA 8260 METHOD
Last Update : Mon Jul 03 13:08:12 2006
Response via : Initial Calibration
DataAcq Meth : VM8A0703

Internal Standards	R.T.	QIon	Response	Conc	Units	Dev(Min)
1) Pentafluorobenzene	7.49	168	213975	50.00	ug/l	0.04
24) 1,4-Difluorobenzene	8.63	114	458869	50.00	ug/l	0.04
43) Chlorobenzene-d5	13.82	117	392483	50.00	ug/l	0.05
55) 1,4-Dichlorobenzene-d4	20.00	152	147632	50.00	ug/l	0.04
System Monitoring Compounds						
25) 1,2-Dichloroethane-d4	7.94	65	164599	50.44	ug/l	0.03
Spiked Amount 50.000	Range 76 - 114		Recovery = 100.88%			
36) Toluene-d8	10.94	98	533159	53.93	ug/l	0.04
Spiked Amount 50.000	Range 88 - 110		Recovery = 107.86%			
42) Bromofluorobenzene	17.38	95	186202	50.71	ug/l	0.06
Spiked Amount 50.000	Range 86 - 115		Recovery = 101.42%			

Target Compounds						Qvalue
2) Acrolein	3.50	56	131226	217.88	ug/l	94
3) Acrylonitrile	4.99	53	585532	221.52	ug/l	93
4) Acetone	3.77	43	43848	35.18	ug/l	70
5) Dichlorodifluoromethane	1.62	85	86225	28.22	ug/l	93
6) Chloromethane	1.85	50	144396	43.59	ug/l	96
7) Vinyl Chloride	1.96	62	168502	44.08	ug/l	99
8) Bromomethane	2.34	94	77377	45.72	ug/l	98
9) Chloroethane	2.45	64	59165	48.15	ug/l	100
10) Trichoroflouromethane	2.72	101	137311	47.63	ug/l	99
11) 1,1-Dichloroethene	3.48	61	181515	46.90	ug/l	86
12) Carbon disulfide	3.76	76	385972	54.80	ug/l	98
13) Methylene Chloride	4.40	49	240565	53.27	ug/l	82
14) trans-1,2-Dichloroethene	4.76	61	224199	48.73	ug/l	99
15) 1,1-Dichloroethane	5.56	63	277825	49.01	ug/l	99
16) Vinyl acetate	5.68	43	253266	67.83	ug/l	94
17) 2,2-Dichloropropane	6.47	77	230386	46.25	ug/l	97
18) 2-Butanone	6.67	43	70329	42.07	ug/l	94
19) cis-1,2-Dichloroethene	6.55	61	233068	48.27	ug/l	99
20) Chloroform	7.10	83	269884	46.63	ug/l	99
21) Bromochloromethane	6.96	130	112865	46.35	ug/l #	76
22) 1,1,1-Trichloroethane	7.26	97	206549	45.59	ug/l	97
23) T-butyl alcohol	4.76	59	125803	350.80	ug/l #	52
26) 1,1-Dichloropropene	7.54	75	257909	49.26	ug/l	98
27) Carbon Tetrachloride	7.46	119	152937	43.13	ug/l	96
28) 1,2-Dichloroethane	8.07	62	203648	44.07	ug/l	89
29) Benzene	7.87	78	643326	48.10	ug/l	98
30) Trichloroethene	8.95	95	175413	46.89	ug/l	98
31) 1,2-Dichloropropane	9.41	63	176562	48.44	ug/l	97

(#) = qualifier out of range (m) = manual integration

Y-203

Data File : D:\M\DATA\AUG06\M0804\M7305.D
Acq On : 4 Aug 2006 8:54
Sample : VSTD050
Misc : WATER
MS Integration Params: rteint.p
Quant Time: Aug 4 9:20 2006

Vial: 2
Operator:
Inst : GC/MS Ins
Multiplr: 1.00
Quant Results File: VM8A0703.RES

Quant Method : D:\M\METHODS\VM8A0703.M (RTE Integrator)
Title : VOA 8260 METHOD
Last Update : Mon Jul 03 13:08:12 2006
Response via : Initial Calibration
DataAcq Meth : VM8A0703

	Compound	R.T.	QIon	Response	Conc	Unit		Qvalue
32)	Bromodichloromethane	9.87	83	202958	44.88	ug/l		99
33)	Dibromomethane	9.61	174	94244	44.73	ug/l		96
34)	2-Chloroethylvinylether	10.42	63	110351	51.83	ug/l		96
35)	cis-1,3-dichloropropene	10.61	75	285080	46.04	ug/l		99
37)	Toluene	11.05	91	636890	46.71	ug/l		99
38)	trans-1,3-Dichloropropene	11.60	75	240051	43.41	ug/l		98
39)	1,1,2-Trichloroethane	11.92	97	147005	44.13	ug/l		99
40)	4-Methyl-2-pentanone	10.88	43	137356	42.39	ug/l		96
41)	1,2-Dibromoethane	12.84	107	160235	42.48	ug/l		100
44)	2-Hexanone	12.37	43	88525	40.51	ug/l		98
45)	1,3-dichloropropane	12.23	76	278186	45.60	ug/l		97
46)	Tetrachloroethene	11.93	166	141310	45.61	ug/l		98
47)	Dibromochloromethane	12.60	129	143903	42.28	ug/l		98
48)	Ethylbenzene	14.12	91	685774	46.73	ug/l		98
49)	Chlorobenzene	13.89	112	405646	45.39	ug/l		99
50)	1,1,1,2-Tetrachloroethane	14.16	131	135027	44.30	ug/l		99
51)	m,p-Xylene	14.45	91	985718	92.07	ug/l		98
52)	o-Xylene	15.62	91	998254	94.06	ug/l		98
53)	Styrene	15.73	104	835614	96.01	ug/l		97
54)	Bromoform	16.39	173	66617	38.51	ug/l		99
56)	Isopropylbenzene	16.81	105	553562	47.23	ug/l		97
57)	1,1,2,2-Tetrachloroethane	17.97	83	168240	41.91	ug/l		99
58)	1,2,3-Trichloropropane	18.04	75	135132	41.45	ug/l		97
59)	n-Propyl benzene	17.96	91	724073	47.14	ug/l		100
60)	Bromobenzene	17.70	77	258232	47.17	ug/l		99
61)	1,3,5-Trimethylbenzene	18.44	105	465066	47.81	ug/l		95
62)	2-Chlorotoluene	18.19	91	426918	46.22	ug/l		97
63)	4-Chlorotoluene	18.49	91	472618	46.40	ug/l		99
64)	tert-Butylbenzene	19.11	119	396082	45.62	ug/l		95
65)	1,2,4-Trimethylbenzene	19.26	105	467672	47.28	ug/l		95
66)	sec-Butylbenzene	19.59	105	648708	46.74	ug/l		99
67)	p-Isopropyltoluene	19.91	119	495616	45.31	ug/l		94
68)	1,3-Dichlorobenzene	19.85	146	249211	45.32	ug/l		97
69)	1,4-Dichlorobenzene	20.05	146	249190	44.91	ug/l		98
70)	n-Butylbenzene	20.68	91	491916	46.76	ug/l		99
71)	1,2-Dichlorobenzene	20.74	146	222469	44.80	ug/l		99
72)	1,2-Dibromo-3-Chloropropan	22.12	157	20703	33.20	ug/l	#	84
73)	1,2,4-Trichlorobenzene	23.31	180	115557	43.92	ug/l		96
74)	Hexachlorobutadiene	23.49	225	51096	43.19	ug/l		98
75)	Naphthalene	23.70	128	308060	38.20	ug/l		99
76)	1,2,3-Trichlorobenzene	24.09	180	98839	42.31	ug/l		97

(#) = qualifier out of range (m) = manual integration

Y-874

Quantitation Report (Not Reviewed)

Data File : D:\M\DATA\AUG06\M0804\M7305.D Vial: 2
Acq On : 4 Aug 2006 8:54 Operator:
Sample : VSTD050 Inst : GC/MS Ins
Misc : WATER Multiplr: 1.00
MS Integration Params: rteint.p
Quant Time: Aug 4 9:20 2006 Quant Results File: VM8A0703.RES

Quant Method : D:\M\METHODS\VM8A0703.M (RTE Integrator)
Title : VOA 8260 METHOD
Last Update : Mon Jul 03 13:08:12 2006
Response via : Initial Calibration
DataAcq Meth : VM8A0703

Compound	R.T.	QIon	Response	Conc Unit	Qvalue
77) Methyl t-butyl ether	4.76	73	648211	92.62 ug/l	94

(#) = qualifier out of range (m) = manual integration
V-275

Quantitation Report

Data File : D:\D\DATA\AUG06\D0809\D4533.D
Acq On : 9 Aug 2006 12:56
Sample : VSTD050
Misc : SOIL
MS Integration Params: rteint.p
Quant Time: Aug 11 17:05 2006

Vial: 21
Operator:
Inst : GC/MS Ins
Multiplr: 1.00
Quant Results File: VD8A0809.R

Method : D:\D\METHODS\VD8A0809.M (RTE Integrator)
Title : VOA 8260 METHOD
Last Update : Wed Aug 09 13:03:45 2006
Response via : Initial Calibration



V-276

Quantitation Report (QT Reviewed)

Data File : D:\D\DATA\AUG06\D0809\D4533.D
Acq On : 9 Aug 2006 12:56
Sample : VSTD050
Misc : SOIL
MS Integration Params: rteint.p
Quant Time: Aug 11 17:05 2006

Vial: 21
Operator:
Inst : GC/MS Ins
Multiplr: 1.00

Quant Results File: VD8A0809.RES

Quant Method : D:\D\METHODS\VD8A0809.M (RTE Integrator)
Title : VOA 8260 METHOD
Last Update : Wed Aug 09 13:03:45 2006
Response via : Initial Calibration
DataAcq Meth : VD8S0803

Internal Standards	R.T.	QIon	Response	Conc	Units	Dev(Min)
1) Pentafluorobenzene	6.46	168	311443	50.00	ug/l	-0.14
24) 1,4-Difluorobenzene	7.51	114	644393	50.00	ug/l	0.00
43) Chlorobenzene-d5	11.75	117	525521	50.00	ug/l	0.00
55) 1,4-Dichlorobenzene-d4	14.76	152	232748	50.00	ug/l	0.00
System Monitoring Compounds						
25) 1,2-Dichloroethane-d4	6.85	65	253607	49.59	ug/l	0.01
Spiked Amount 50.000	Range 70 - 121		Recovery = 99.18%			
36) Toluene-d8	9.62	98	758901	48.91	ug/l	0.00
Spiked Amount 50.000	Range 81 - 117		Recovery = 97.82%			
42) Bromofluorobenzene	13.34	95	289843	49.72	ug/l	0.00
Spiked Amount 50.000	Range 74 - 121		Recovery = 99.44%			

Target Compounds						Qvalue
2) Acrolein	2.76	56	404524	258.65	ug/l	98
3) Acrylonitrile	4.02	53	1536812	263.62	ug/l	98
4) Acetone	2.99	43	202437	60.11	ug/l	91
5) Dichlorodifluoromethane	1.25	85	145180	40.36	ug/l	99
6) Chloromethane	1.44	50	463542	47.69	ug/l	97
7) Vinyl Chloride	1.51	62	431830	48.43	ug/l	100
8) Bromomethane	1.82	94	163425	47.57	ug/l	95
9) Chloroethane	1.91	64	92753	45.54	ug/l	95
10) Trichoroflouromethane	2.12	101	277176	47.08	ug/l	98
11) 1,1-Dichloroethene	2.74	61	366246	45.20	ug/l	92
12) Carbon disulfide	2.95	76	758955	46.48	ug/l	97
13) Methylene Chloride	3.47	49	559602	40.61	ug/l	80
14) trans-1,2-Dichloroethene	3.80	61	394761	47.56	ug/l	91
15) 1,1-Dichloroethane	4.56	63	469515	45.42	ug/l	98
16) Vinyl acetate	4.73	43	782886	45.53	ug/l	97
17) 2,2-Dichloropropane	5.44	77	285461	40.57	ug/l	99
18) 2-Butanone	5.68	43	291584	60.16	ug/l	87
19) cis-1,2-Dichloroethene	5.51	61	354821	38.30	ug/l	97
20) Chloroform	6.05	83	413408	49.90	ug/l	99
21) Bromochloromethane	5.89	130	140806	48.63	ug/l #	57
22) 1,1,1-Trichloroethane	6.21	97	268097	47.87	ug/l	90
23) T-butyl alcohol	3.93	59	374980	634.74	ug/l	66
26) 1,1-Dichloropropene	6.48	110	107306	47.67	ug/l #	81
27) Carbon Tetrachloride	6.40	117	207011m	50.08	ug/l	
28) 1,2-Dichloroethane	6.96	62	330923	50.36	ug/l	87
29) Benzene	6.80	78	1080672	49.72	ug/l	93
30) Trichloroethene	7.81	95	240105	49.49	ug/l	96
31) 1,2-Dichloropropane	8.21	63	349829	49.35	ug/l	99

(#) = qualifier out of range (m) = manual integration

V-200

Quantitation Report (QT Reviewed)

Data File : D:\D\DATA\AUG06\D0809\D4533.D
Acq On : 9 Aug 2006 12:56
Sample : VSTD050
Misc : SOIL
MS Integration Params: rteint.p
Quant Time: Aug 11 17:05 2006

Vial: 21
Operator:
Inst : GC/MS Ins
Multiplr: 1.00
Quant Results File: VD8A0809.RES

Quant Method : D:\D\METHODS\VD8A0809.M (RTE Integrator)
Title : VOA 8260 METHOD
Last Update : Wed Aug 09 13:03:45 2006
Response via : Initial Calibration
DataAcq Meth : VD8S0803

	Compound	R.T.	QIon	Response	Conc	Unit		Qvalue
32)	Bromodichloromethane	8.63	83	304318	50.61	ug/l		98
33)	Dibromomethane	8.38	174	116870	50.04	ug/l		96
34)	2-Chloroethylvinylether	9.16	63	239527	52.69	ug/l		98
35)	cis-1,3-dichloropropene	9.32	75	470780	50.70	ug/l		95
37)	Toluene	9.71	91	955307	49.55	ug/l		99
38)	trans-1,3-Dichloropropene	10.20	75	389463	51.15	ug/l		96
39)	1,1,2-Trichloroethane	10.46	97	222385	50.67	ug/l		95
40)	4-Methyl-2-pentanone	9.59	43	479490	54.70	ug/l		92
41)	1,2-Dibromoethane	11.12	107	215840	51.40	ug/l		99
44)	2-Hexanone	10.85	43	339695	57.78	ug/l		85
45)	1,3-dichloropropane	10.70	76	459409	50.75	ug/l		99
46)	Tetrachloroethene	10.48	166	177250	48.59	ug/l	#	72
47)	Dibromochloromethane	10.96	129	180424	50.54	ug/l		94
48)	Ethylbenzene	11.93	91	1017502	50.79	ug/l		97
49)	Chlorobenzene	11.79	112	552565	50.00	ug/l		96
50)	1,1,1,2-Tetrachloroethane	11.93	131	167233	50.39	ug/l		94
51)	m,p-Xylene	12.10	91	1475337	102.26	ug/l		98
52)	o-Xylene	12.62	91	1546852	103.18	ug/l		98
53)	Styrene	12.66	104	1211871	103.63	ug/l		91
54)	Bromoform	12.90	173	99798	52.00	ug/l		79
56)	Isopropylbenzene	13.09	105	822096	48.88	ug/l		98
57)	1,1,2,2-Tetrachloroethane	13.58	83	337303	51.51	ug/l		95
58)	1,2,3-Trichloropropane	13.63	75	269318	52.18	ug/l		95
59)	n-Propyl benzene	13.62	91	1160033	49.43	ug/l		97
60)	Bromobenzene	13.49	77	476711	49.79	ug/l		97
61)	1,3,5-Trimethylbenzene	13.86	105	696643	49.72	ug/l		98
62)	2-Chlorotoluene	13.74	91	702048	49.17	ug/l		95
63)	4-Chlorotoluene	13.89	91	772328	49.62	ug/l		96
64)	tert-Butylbenzene	14.24	119	586394	48.60	ug/l		95
65)	1,2,4-Trimethylbenzene	14.32	105	715261	50.43	ug/l		96
66)	sec-Butylbenzene	14.51	105	998959	49.21	ug/l		98
67)	p-Isopropyltoluene	14.69	119	731662	49.19	ug/l		99
68)	1,3-Dichlorobenzene	14.66	146	369050	48.78	ug/l		95
69)	1,4-Dichlorobenzene	14.79	146	367332	48.72	ug/l		98
70)	n-Butylbenzene	15.18	91	847347	50.35	ug/l		99
71)	1,2-Dichlorobenzene	15.23	146	352641	50.62	ug/l		98
72)	1,2-Dibromo-3-Chloropropan	16.17	157	47234	56.99	ug/l	#	86
73)	1,2,4-Trichlorobenzene	17.08	180	216832	52.42	ug/l		97
74)	Hexachlorobutadiene	17.23	225	89508	48.51	ug/l	#	62
75)	Naphthalene	17.38	128	673146	57.68	ug/l		100
76)	1,2,3-Trichlorobenzene	17.67	180	194879	54.11	ug/l		97

(#) = qualifier out of range (m) = manual integration

V-278

Quantitation Report (QT Reviewed)

Data File : D:\D\DATA\AUG06\D0809\D4533.D
Acq On : 9 Aug 2006 12:56
Sample : VSTD050
Misc : SOIL
MS Integration Params: rteint.p
Quant Time: Aug 11 17:05 2006

Vial: 21
Operator:
Inst : GC/MS Ins
Multiplr: 1.00
Quant Results File: VD8A0809.RES

Quant Method : D:\D\METHODS\VD8A0809.M (RTE Integrator)
Title : VOA 8260 METHOD
Last Update : Wed Aug 09 13:03:45 2006
Response via : Initial Calibration
DataAcq Meth : VD8S0803

Compound	R.T.	QIon	Response	Conc Unit	Qvalue
77) Methyl t-butyl ether	3.87	73	1092470	94.89 ug/l	94

(#) = qualifier out of range (m) = manual integration

Y-209

CLPBFB

Data File : D:\M\DATA\JUL06\M0703\M6700.D
Acq On : 3 Jul 2006 9:47
Sample : VTUNE
Misc : WATER
MS Integration Params: rteint.p
Method : D:\M\METHODS\VM8A0703.M (RTE Integrator)
Title : VOA 8260 METHOD

Vial: 1
Operator:
Inst : GC/MS In
Multiplr: 1.00

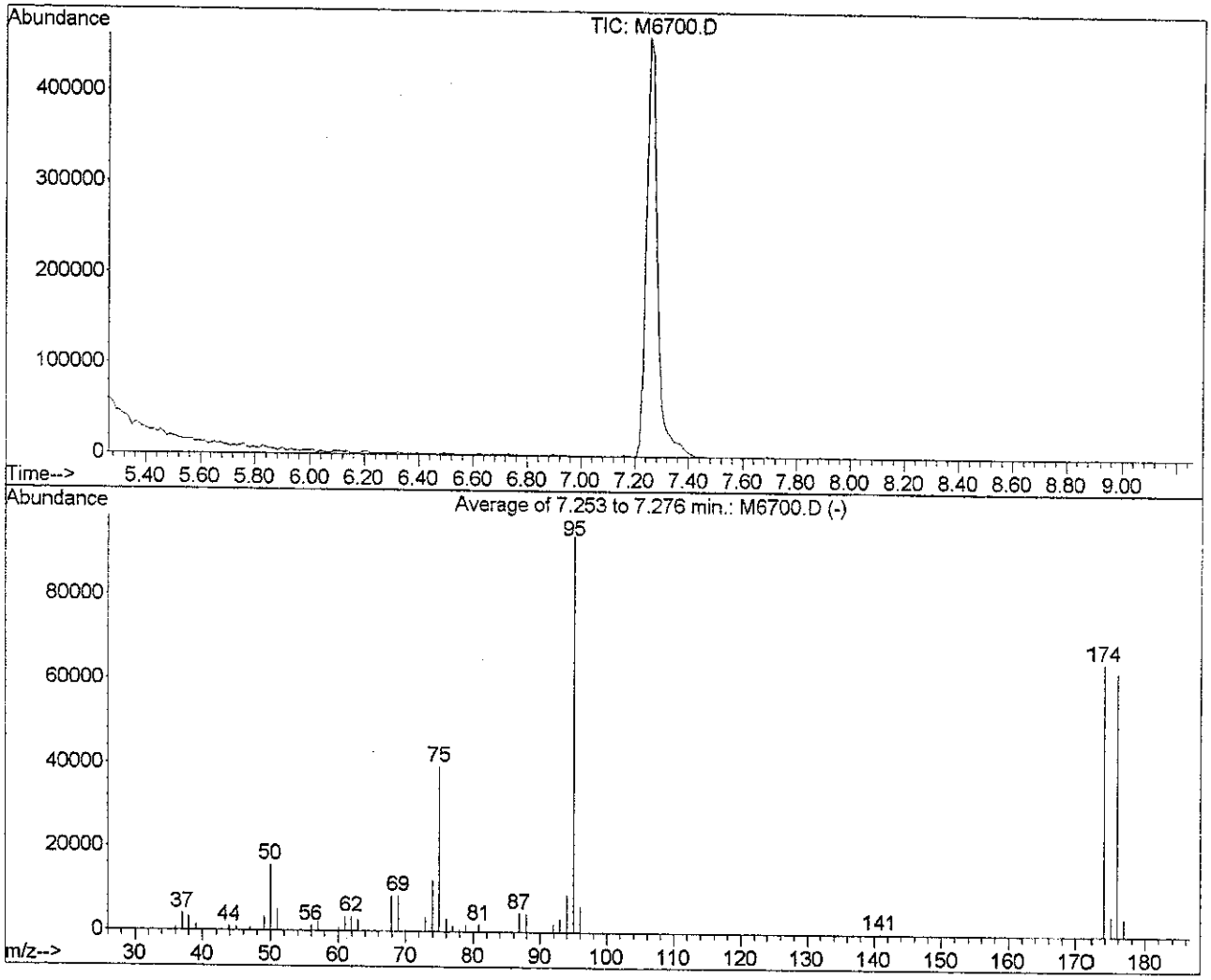

Spectrum Information: Average of 7.253 to 7.276 min.

Target Mass	Rel. to Mass	Lower Limit%	Upper Limit%	Rel. Abn%	Raw Abn	Result Pass/Fail
50	95	15	40	16.6	15659	PASS
75	95	30	60	41.7	39395	PASS
95	95	100	100	100.0	94451	PASS
96	95	5	9	6.5	6168	PASS
173	174	0.00	2	0.0	0	PASS
174	95	50	100	68.7	64915	PASS
175	174	5	9	7.2	4694	PASS
176	174	95	101	96.8	62845	PASS
177	176	5	9	6.6	4119	PASS

Y-280

M6700.D VM8A0703.M Fri Jul 28 13:28:47 2006

CLPBFB

Data File : D:\M\DATA\AUG06\M0803\M7282.D
Acq On : 3 Aug 2006 9:29
Sample : VTUNE
Misc : WATER
MS Integration Params: rteint.p
Method : D:\M\METHODS\VM8A0703.M (RTE Integrator)
Title : VOA 8260 METHOD

Vial: 1
Operator:
Inst : GC/MS In
Multiplr: 1.00

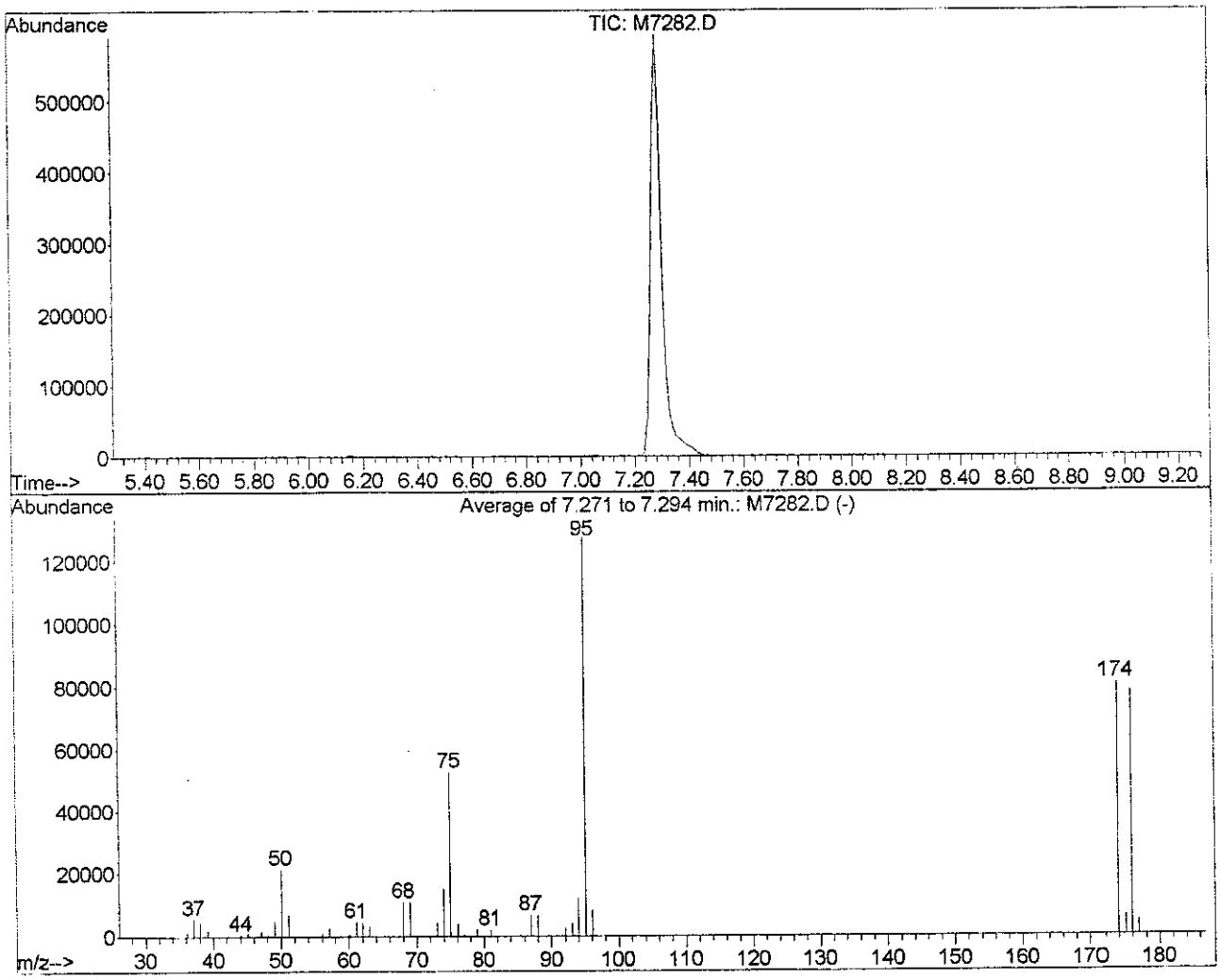

Spectrum Information: Average of 7.271 to 7.294 min.

Target Mass	Rel. to Mass	Lower Limit%	Upper Limit%	Rel. Abn%	Raw Abn	Result Pass/Fail
50	95	15	40	16.7	21336	PASS
75	95	30	60	41.4	52744	PASS
95	95	100	100	100.0	127523	PASS
96	95	5	9	6.6	8394	PASS
173	174	0.00	2	0.0	0	PASS
174	95	50	100	63.2	80549	PASS
175	174	5	9	7.7	6230	PASS
176	174	95	101	97.0	78152	PASS
177	176	5	9	6.2	4881	PASS

Y-281

M7282.D VM8A0703.M Mon Aug 14 15:14:26 2006

CLPBFB

Data File : D:\M\DATA\AUG06\M0804\M7304.D
Acq On : 4 Aug 2006 8:32
Sample : VTUNE
Misc : WATER
MS Integration Params: rteint.p
Method : D:\M\METHODS\VM8A0703.M (RTE Integrator)
Title : VOA 8260 METHOD

Vial: 1
Operator:
Inst : GC/MS In
Multiplr: 1.00

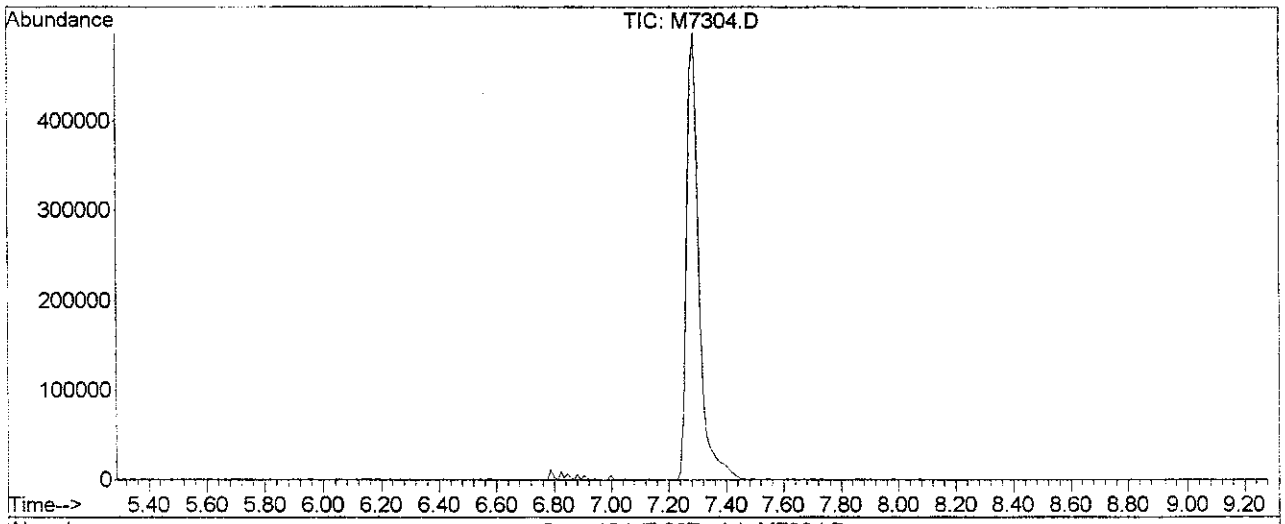

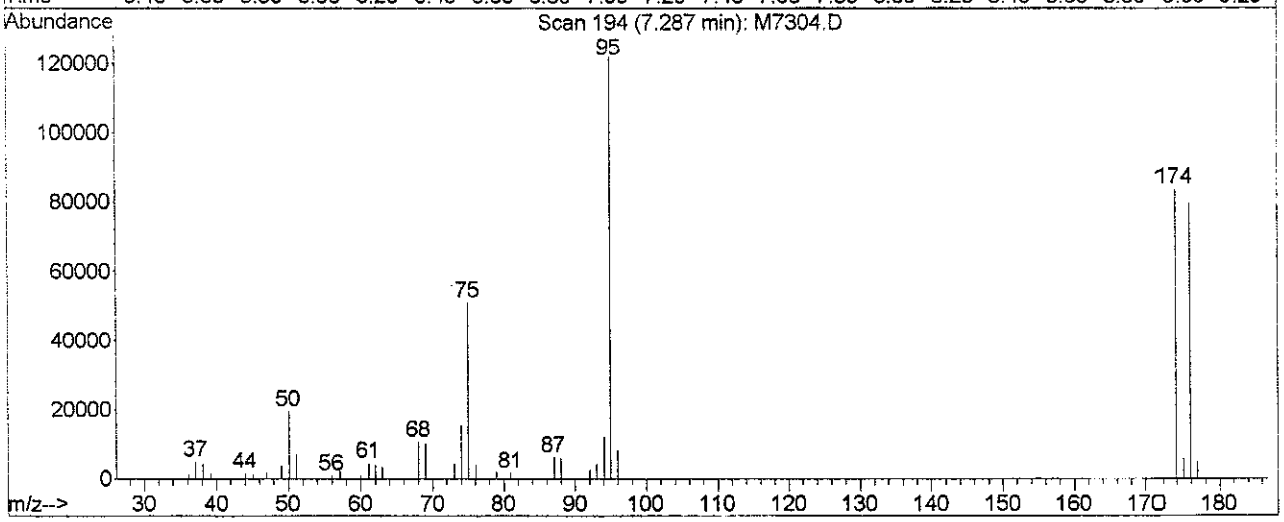

Spectrum Information: Scan 194

Target Mass	Rel. to Mass	Lower Limit%	Upper Limit%	Rel. Abn%	Raw Abn	Result Pass/Fail
50	95	15	40	16.0	19600	PASS
75	95	30	60	41.9	51120	PASS
95	95	100	100	100.0	122128	PASS
96	95	5	9	6.6	8042	PASS
173	174	0.00	2	0.0	0	PASS
174	95	50	100	68.4	83552	PASS
175	174	5	9	6.8	5670	PASS
176	174	95	101	95.3	79632	PASS
177	176	5	9	6.0	4812	PASS

V-282

M7304.D VM8A0703.M Mon Aug 14 15:16:34 2006

CLPBFB

Data File : D:\D\DATA\AUG06\D0809\D4525.D
Acq On : 9 Aug 2006 8:30
Sample : VTUNE
Misc :
MS Integration Params: rteint.p
Method : D:\D\METHODS\VD8S0803.M (RTE Integrator)
Title : VOA 8260 METHOD

Vial: 1
Operator:
Inst : GC/MS In
Multiplr: 1.00

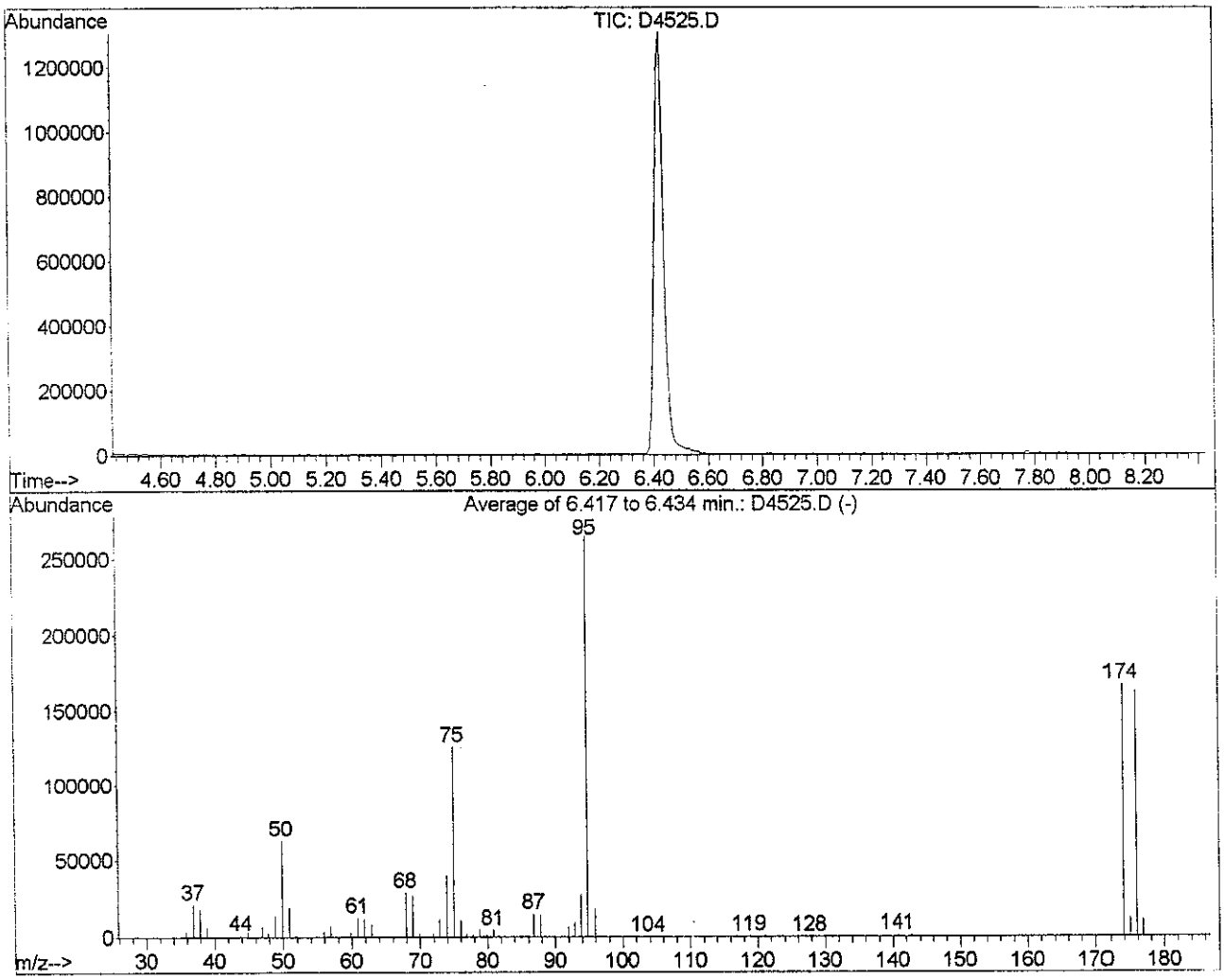

Spectrum Information: Average of 6.417 to 6.434 min.

Target Mass	Rel. to Mass	Lower Limit%	Upper Limit%	Rel. Abn%	Raw Abn	Result Pass/Fail
50	95	15	40	23.7	62848	PASS
75	95	30	60	47.5	125880	PASS
95	95	100	100	100.0	265003	PASS
96	95	5	9	6.7	17814	PASS
173	174	0.00	2	0.2	326	PASS
174	95	50	100	63.0	166869	PASS
175	174	5	9	7.3	12183	PASS
176	174	95	101	97.1	161984	PASS
177	176	5	9	6.6	10738	PASS

Y-283

D4525.D VD8S0803.M Fri Aug 11 17:02:47 2006

CLPBFB

Data File : D:\D\DATA\AUG06\D0809\D4532.D
Acq On : 9 Aug 2006 12:32
Sample : VTUNE
Misc : SOIL
MS Integration Params: rteint.p
Method : D:\D\METHODS\VD8S0803.M (RTE Integrator)
Title : VOA 8260 METHOD

Vial: 20
Operator:
Inst : GC/MS In
Multiplr: 1.00

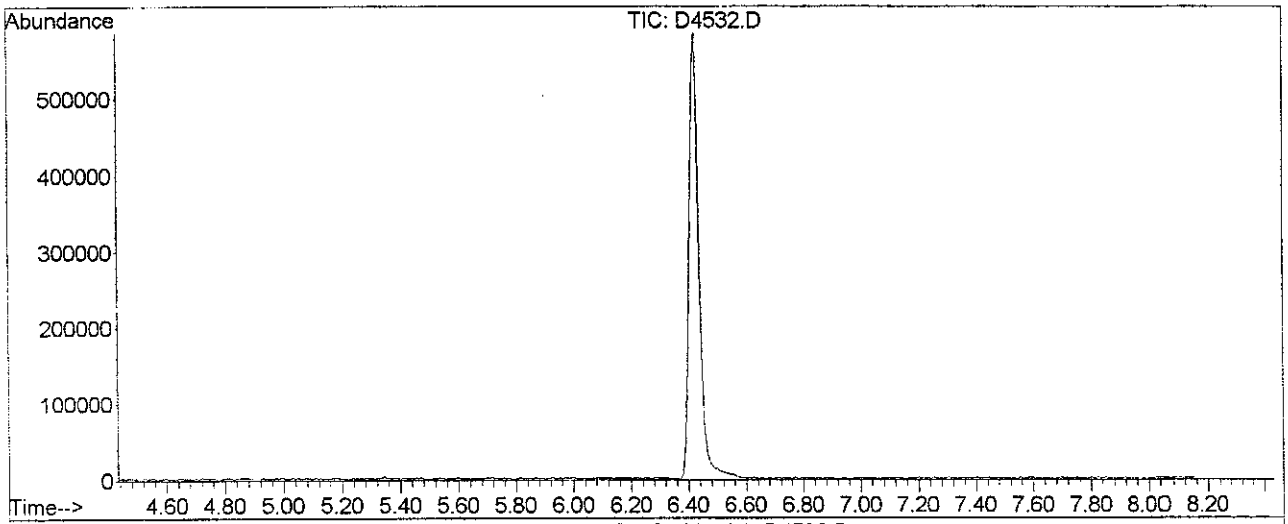

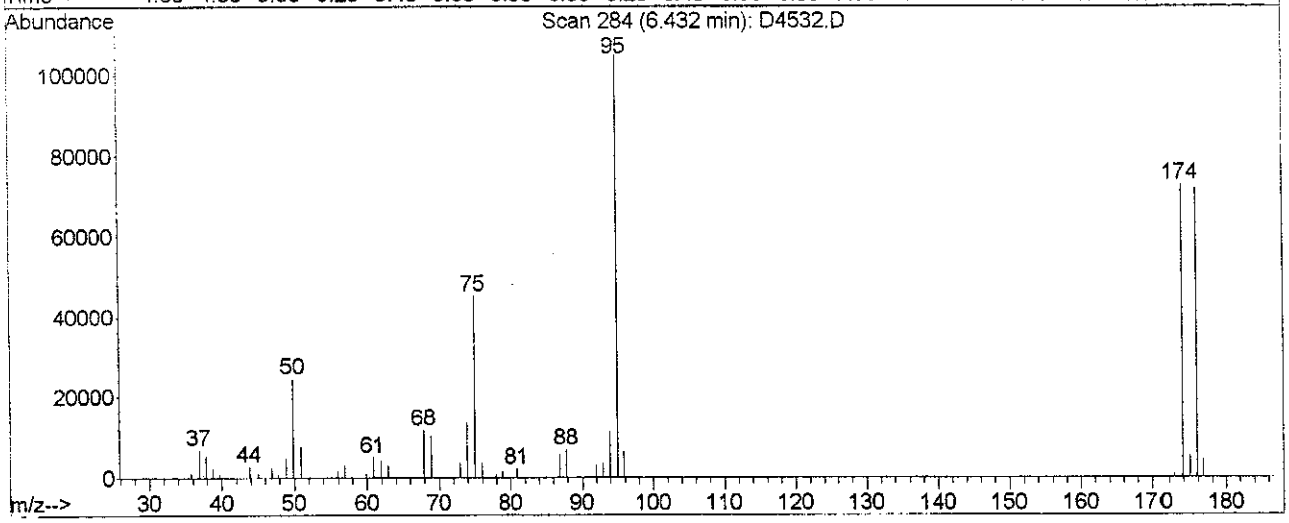

Spectrum Information: Scan 284

Target Mass	Rel. to Mass	Lower Limit%	Upper Limit%	Rel. Abn%	Raw Abn	Result Pass/Fail
50	95	15	40	23.3	24408	PASS
75	95	30	60	43.0	45088	PASS
95	95	100	100	100.0	104920	PASS
96	95	5	9	6.1	6348	PASS
173	174	0.00	2	1.1	764	PASS
174	95	50	100	69.3	72704	PASS
175	174	5	9	7.3	5310	PASS
176	174	95	101	98.5	71624	PASS
177	176	5	9	6.2	4437	PASS

V-284

D4532.D VD8S0803.M Tue Aug 15 11:49:10 2006

1A

VOLATILE ORGANICS ANALYSIS DATA SHEET

EPA SAMPLE NO.

VBLKM74

Lab Name: ACCREDITED ANALYTICAL RES Contract: _____

Lab Code: _____ Case No.: 2946 SAS No.: _____ SDG No.: _____

Matrix: (soil/water) WATER Lab Sample ID: VBLKM74

Sample wt/vol: 5.0 (g/ml) ML Lab File ID: M7285.D

Level: (low/med) LOW Date Received: _____

% Moisture: not dec. _____ Date Analyzed: 8/3/06

GC Column: Rtx-624 ID: 0.18 (mm) Dilution Factor: 1.0

Soil Extract Volume _____ (uL) Soil Aliquot Volume: _____ (uL)

CONCENTRATION UNITS:

CAS NO.	COMPOUND	(ug/L or ug/Kg) UG/L	Q
107028	Acrolein	25	U
107131	Acrylonitrile	6	U
67641	Acetone	6	
75718	Dichlorodifluoromethane	5	U
74873	Chloromethane	5	U
67-64-1	Vinyl Chloride	5	U
74839	Bromomethane	5	U
75003	Chloroethane	5	U
75694	Trichoroflouromethane	5	U
75354	1,1-Dichloroethene	5	U
75150	Carbon disulfide	5	U
75092	Methylene Chloride	8	
156605	trans-1,2-Dichloroethene	5	U
75343	1,1-Dichloroethane	5	U
108054	Vinyl acetate	5	U
590207	2,2-Dichloropropane	5	U
789333	2-Butanone	5	U
156592	cis-1,2-Dichloroethene	5	U
67-66-3	Chloroform	5	U
74975	Bromochloromethane	5	U
71556	1,1,1-Trichloroethane	5	U
563586	1,1-Dichloropropene	5	U
56235	Carbon Tetrachloride	5	U
107062	1,2-Dichloroethane	5	U
71432	Benzene	5	U
79016	Trichloroethene	5	U
78875	1,2-Dichloropropane	5	U
75274	Bromodichloromethane	5	U
74953	Dibromomethane	5	U
110758	2-Chloroethylvinylether	5	U
10061015	cis-1,3-dichloropropene	5	U
108883	Toluene	5	U
10061026	trans-1,3-Dichloropropene	5	U
79-00-5	1,1,2-Trichloroethane	5	U
108101	4-Methyl-2-pentanone	5	U
106934	1,2-Dibromoethane	5	U
591786	2-Hexanone	5	U
142289	1,3-dichloropropane	5	U
127184	Tetrachloroethene	5	U

V-285

1A

VOLATILE ORGANICS ANALYSIS DATA SHEET

EPA SAMPLE NO.

VBLKM74

Lab Name: ACCREDITED ANALYTICAL RES Contract: _____

Lab Code: _____ Case No.: 2946 SAS No.: _____ SDG No.: _____

Matrix: (soil/water) WATER Lab Sample ID: VBLKM74

Sample wt/vol: 5.0 (g/ml) ML Lab File ID: M7285.D

Level: (low/med) LOW Date Received: _____

% Moisture: not dec. _____ Date Analyzed: 8/3/06

GC Column: Rtx-624 ID: 0.18 (mm) Dilution Factor: 1.0

Soil Extract Volume _____ (uL) Soil Aliquot Volume: _____ (uL)

CONCENTRATION UNITS:

CAS NO.	COMPOUND (ug/L or ug/Kg) UG/L		Q
124481	Dibromochloromethane	5	U
100414	Ethylbenzene	5	U
108907	Chlorobenzene	5	U
630206	1,1,1,2-Tetrachloroethane	5	U
1330207	m,p-Xylene	10	U
95476	o-Xylene	5	U
100425	Styrene	5	U
75252	Bromoform	5	U
98828	Isopropylbenzene	5	U
79345	1,1,2,2-Tetrachloroethane	5	U
96184	1,2,3-Trichloropropane	5	U
103651	n-Propyl benzene	5	U
108861	Bromobenzene	5	U
108678	1,3,5-Trimethylbenzene	5	U
95498	2-Chlorotoluene	5	U
106434	4-Chlorotoluene	5	U
98066	tert-Butylbenzene	5	U
95636	1,2,4-Trimethylbenzene	5	U
135988	sec-Butylbenzene	5	U
99876	p-Isopropyltoluene	5	U
541731	1,3-Dichlorobenzene	5	U
106467	1,4-Dichlorobenzene	5	U
104518	n-Butylbenzene	5	U
95501	1,2-Dichlorobenzene	5	U
96128	1,2-Dibromo-3-Chloropropane	5	U
120821	1,2,4-Trichlorobenzene	5	U
87683	Hexachlorobutadiene	5	U
87616	1,2,3-Trichlorobenzene	5	U

Y-286

Quantitation Report

Data File : D:\M\DATA\AUG06\M0803\M7285.D
Acq On : 3 Aug 2006 11:06
Sample : VBLKM74
Misc : WATER
MS Integration Params: rteint.p
Quant Time: Aug 3 11:42 2006

Vial: 4
Operator:
Inst : GC/MS Ins
Multiplr: 1.00
Quant Results File: VM8A0703.R

Method : D:\M\METHODS\VM8A0703.M (RTE Integrator)
Title : VOA 8260 METHOD
Last Update : Mon Jul 03 13:08:12 2006
Response via : Initial Calibration



V-287

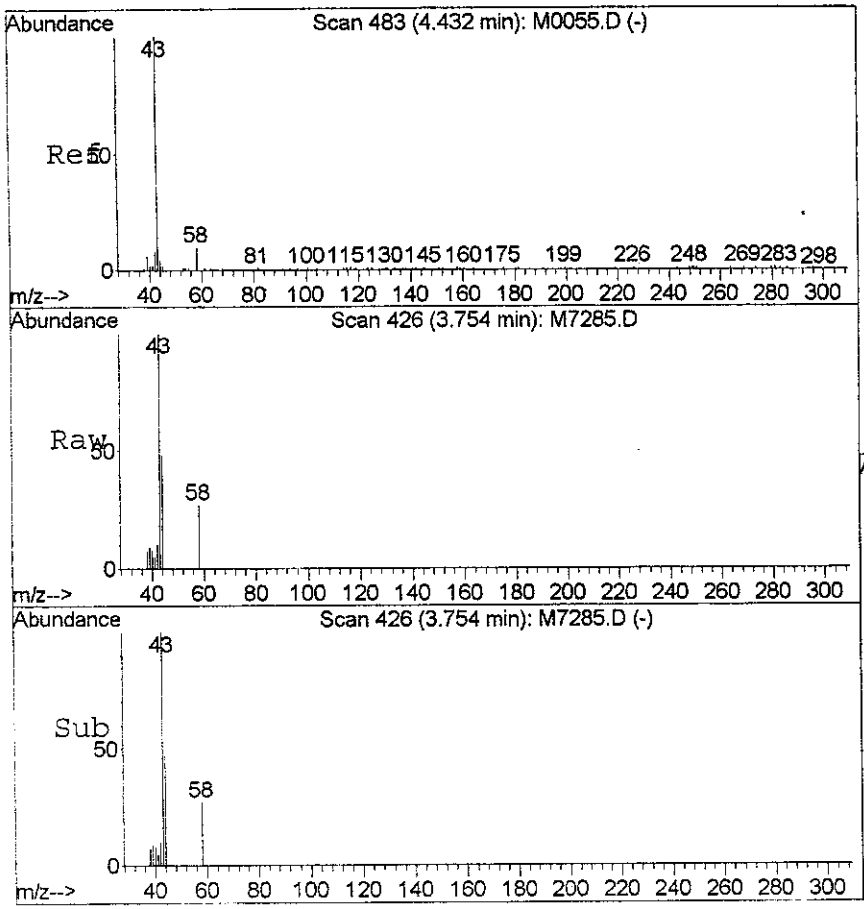

#4
Acetone
Concen: 6.36 ug/l
RT: 3.75 min Scan# 426
Delta R.T. 0.01 min
Lab File: M7285.D
Acq: 3 Aug 2006 11:06

Tgt Ion: 43 Resp: 7422

Ion	Ratio	Lower	Upper
43	100		
58	27.0	0.0	34.6

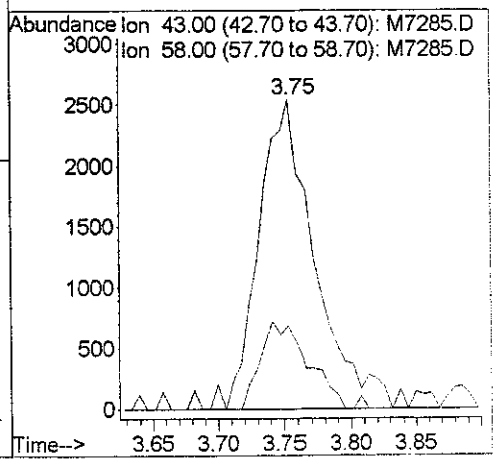

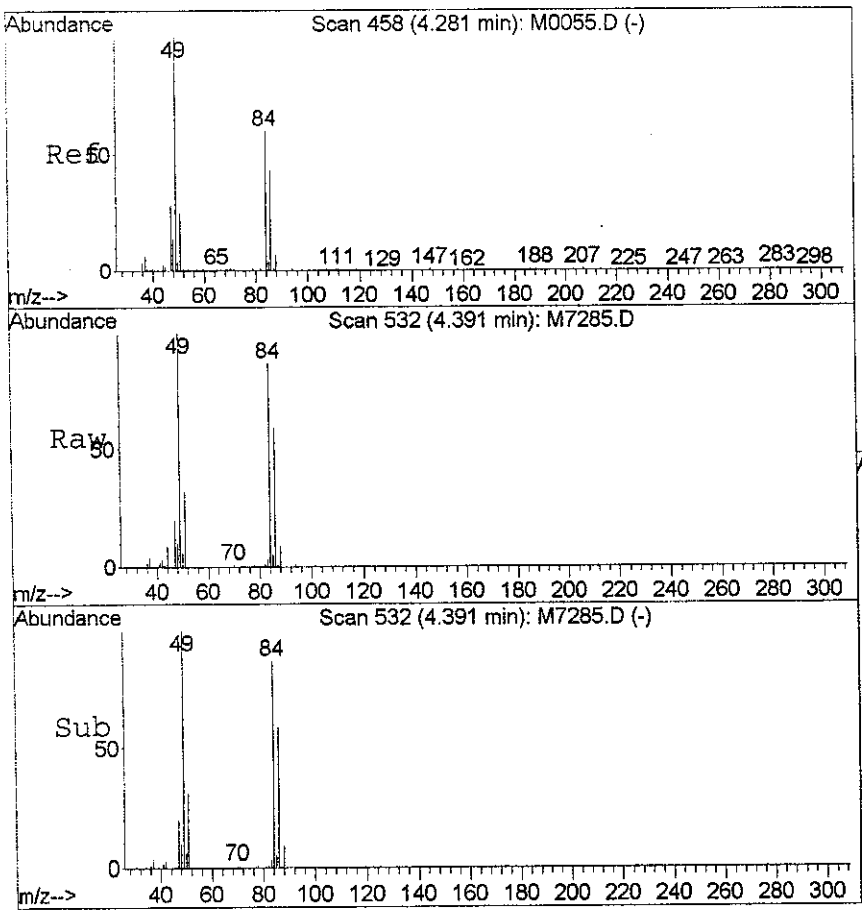

#13
Methylene Chloride
Concen: 8.29 ug/l
RT: 4.39 min Scan# 532
Delta R.T. 0.03 min
Lab File: M7285.D
Acq: 3 Aug 2006 11:06

Tgt Ion: 49 Resp: 35018

Ion	Ratio	Lower	Upper
49	100		
84	87.3	58.4	98.4
86	58.5	30.4	70.4

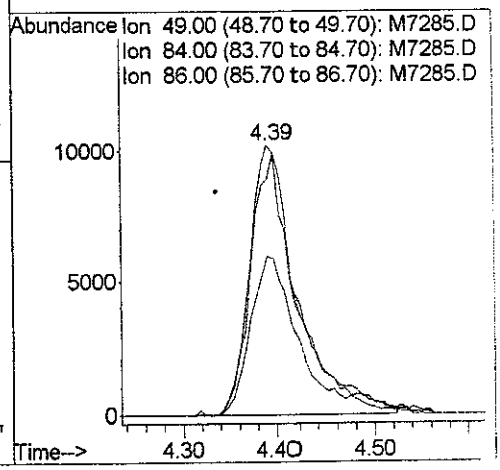

Y.288

Quantitation Report (QT Reviewed)

Data File : D:\M\DATA\AUG06\M0803\M7285.D Vial: 4
Acq On : 3 Aug 2006 11:06 Operator:
Sample : VBLKM74 Inst : GC/MS Ins
Misc : WATER Multiplr: 1.00
MS Integration Params: rteint.p
Quant Time: Aug 3 11:42 2006 Quant Results File: VM8A0703.RES

Quant Method : D:\M\METHODS\VM8A0703.M (RTE Integrator)
Title : VOA 8260 METHOD
Last Update : Mon Jul 03 13:08:12 2006
Response via : Initial Calibration
DataAcq Meth : VM8A0703

Internal Standards	R.T.	QIon	Response	Conc	Units	Dev(Min)
1) Pentafluorobenzene	7.48	168	200241	50.00	ug/l	0.03
24) 1,4-Difluorobenzene	8.61	114	442701	50.00	ug/l	0.02
43) Chlorobenzene-d5	13.82	117	385925	50.00	ug/l	0.04
55) 1,4-Dichlorobenzene-d4	20.00	152	144660	50.00	ug/l	0.04
System Monitoring Compounds						
25) 1,2-Dichloroethane-d4	7.93	65	145223	46.13	ug/l	0.02
Spiked Amount 50.000	Range 76 - 114		Recovery = 92.26%			
36) Toluene-d8	10.93	98	461113	48.34	ug/l	0.03
Spiked Amount 50.000	Range 88 - 110		Recovery = 96.68%			
42) Bromofluorobenzene	17.37	95	164001	46.30	ug/l	0.04
Spiked Amount 50.000	Range 86 - 115		Recovery = 92.60%			
Target Compounds						Qvalue
4) Acetone	3.75	43	7422	6.36	ug/l	70
13) Methylene Chloride	4.39	49	35018	8.29	ug/l	89

(#) = qualifier out of range (m) = manual integration

Y-289

1A

VOLATILE ORGANICS ANALYSIS DATA SHEET

EPA SAMPLE NO.

VBLKM75

Lab Name: ACCREDITED ANALYTICAL RES Contract: _____

Lab Code: _____ Case No.: 2946 SAS No.: _____ SDG No.: _____

Matrix: (soil/water) WATER Lab Sample ID: VBLKM75

Sample wt/vol: 5.0 (g/ml) ML Lab File ID: M7307.D

Level: (low/med) LOW Date Received: _____

% Moisture: not dec. _____ Date Analyzed: 8/4/06

GC Column: Rtx-624 ID: 0.18 (mm) Dilution Factor: 1.0

Soil Extract Volume _____ (uL) Soil Aliquot Volume: _____ (uL)

CONCENTRATION UNITS:

CAS NO.	COMPOUND	(ug/L or ug/Kg) UG/L	Q
107028	Acrolein	25	U
107131	Acrylonitrile	6	U
67641	Acetone	5	
75718	Dichlorodifluoromethane	5	U
74873	Chloromethane	5	U
67-64-1	Vinyl Chloride	5	U
74839	Bromomethane	5	U
75003	Chloroethane	5	U
75694	Trichoroflouromethane	5	U
75354	1,1-Dichloroethene	5	U
75150	Carbon disulfide	5	U
75092	Methylene Chloride	13	
156605	trans-1,2-Dichloroethene	5	U
75343	1,1-Dichloroethane	5	U
108054	Vinyl acetate	5	U
590207	2,2-Dichloropropane	5	U
789333	2-Butanone	5	U
156592	cis-1,2-Dichloroethene	5	U
67-66-3	Chloroform	5	U
74975	Bromochloromethane	5	U
71556	1,1,1-Trichloroethane	5	U
563586	1,1-Dichloropropene	5	U
56235	Carbon Tetrachloride	5	U
107062	1,2-Dichloroethane	5	U
71432	Benzene	5	U
79016	Trichloroethene	5	U
78875	1,2-Dichloropropane	5	U
75274	Bromodichloromethane	5	U
74953	Dibromomethane	5	U
110758	2-Chloroethylvinylether	5	U
10061015	cis-1,3-dichloropropene	5	U
108883	Toluene	5	U
10061026	trans-1,3-Dichloropropene	5	U
79-00-5	1,1,2-Trichloroethane	5	U
108101	4-Methyl-2-pentanone	5	U
106934	1,2-Dibromoethane	5	U
591786	2-Hexanone	5	U
142289	1,3-dichloropropane	5	U
127184	Tetrachloroethene	5	U

V-290

1A

VOLATILE ORGANICS ANALYSIS DATA SHEET

EPA SAMPLE NO.

VBLKM75

Lab Name: ACCREDITED ANALYTICAL RES Contract: _____

Lab Code: _____ Case No.: 2946 SAS No.: _____ SDG No.: _____

Matrix: (soil/water) WATER Lab Sample ID: VBLKM75

Sample wt/vol: 5.0 (g/ml) ML Lab File ID: M7307.D

Level: (low/med) LOW Date Received: _____

% Moisture: not dec. _____ Date Analyzed: 8/4/06

GC Column: Rtx-624 ID: 0.18 (mm) Dilution Factor: 1.0

Soil Extract Volume _____ (uL) Soil Aliquot Volume: _____ (uL)

CONCENTRATION UNITS:

CAS NO.	COMPOUND	(ug/L or ug/Kg) UG/L	Q
124481	Dibromochloromethane	5	U
100414	Ethylbenzene	5	U
108907	Chlorobenzene	5	U
630206	1,1,1,2-Tetrachloroethane	5	U
1330207	m,p-Xylene	10	U
95476	o-Xylene	5	U
100425	Styrene	5	U
75252	Bromoform	5	U
98828	Isopropylbenzene	5	U
79345	1,1,2,2-Tetrachloroethane	5	U
96184	1,2,3-Trichloropropane	5	U
103651	n-Propyl benzene	5	U
108861	Bromobenzene	5	U
108678	1,3,5-Trimethylbenzene	5	U
95498	2-Chlorotoluene	5	U
106434	4-Chlorotoluene	5	U
98066	tert-Butylbenzene	5	U
95636	1,2,4-Trimethylbenzene	5	U
135988	sec-Butylbenzene	5	U
99876	p-Isopropyltoluene	5	U
541731	1,3-Dichlorobenzene	5	U
106467	1,4-Dichlorobenzene	5	U
104518	n-Butylbenzene	5	U
95501	1,2-Dichlorobenzene	5	U
96128	1,2-Dibromo-3-Chloropropane	5	U
120821	1,2,4-Trichlorobenzene	5	U
87683	Hexachlorobutadiene	5	U
87616	1,2,3-Trichlorobenzene	5	U

Y-291

Quantitation Report

Data File : D:\M\DATA\AUG06\M0804\M7307.D
Acq On : 4 Aug 2006 10:01
Sample : VBLKM75
Misc : WATER
MS Integration Params: rteint.p
Quant Time: Aug 4 10:46 2006

Vial: 4
Operator:
Inst : GC/MS Ins
Multiplr: 1.00
Quant Results File: VM8A0703.R

Method : D:\M\METHODS\VM8A0703.M (RTE Integrator)
Title : VOA 8260 METHOD
Last Update : Mon Jul 03 13:08:12 2006
Response via : Initial Calibration



V-292

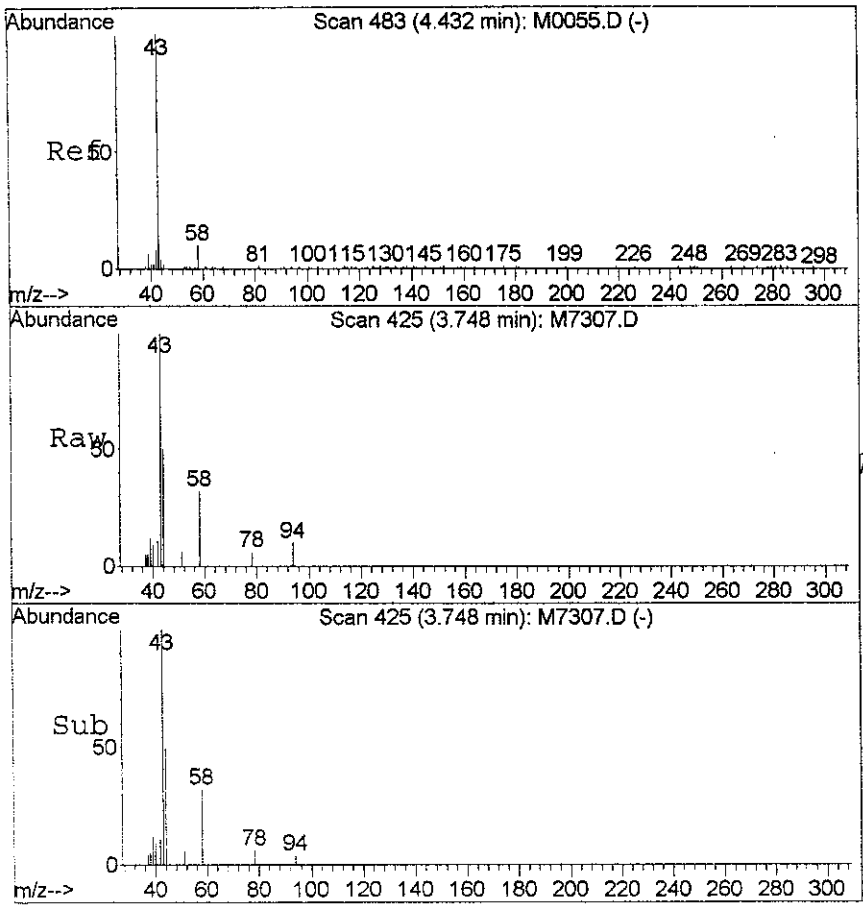

#4
Acetone
Concen: 5.08 ug/l
RT: 3.75 min Scan# 425
Delta R.T. 0.00 min
Lab File: M7307.D
Acq: 4 Aug 2006 10:01

Tgt Ion: 43 Resp: 6043

Ion	Ratio	Lower	Upper
43	100		
58	32.1	0.0	34.6

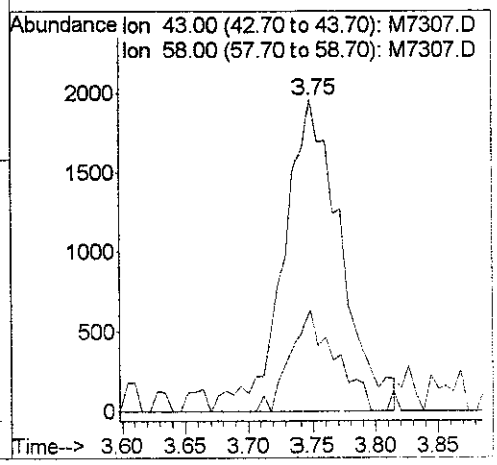

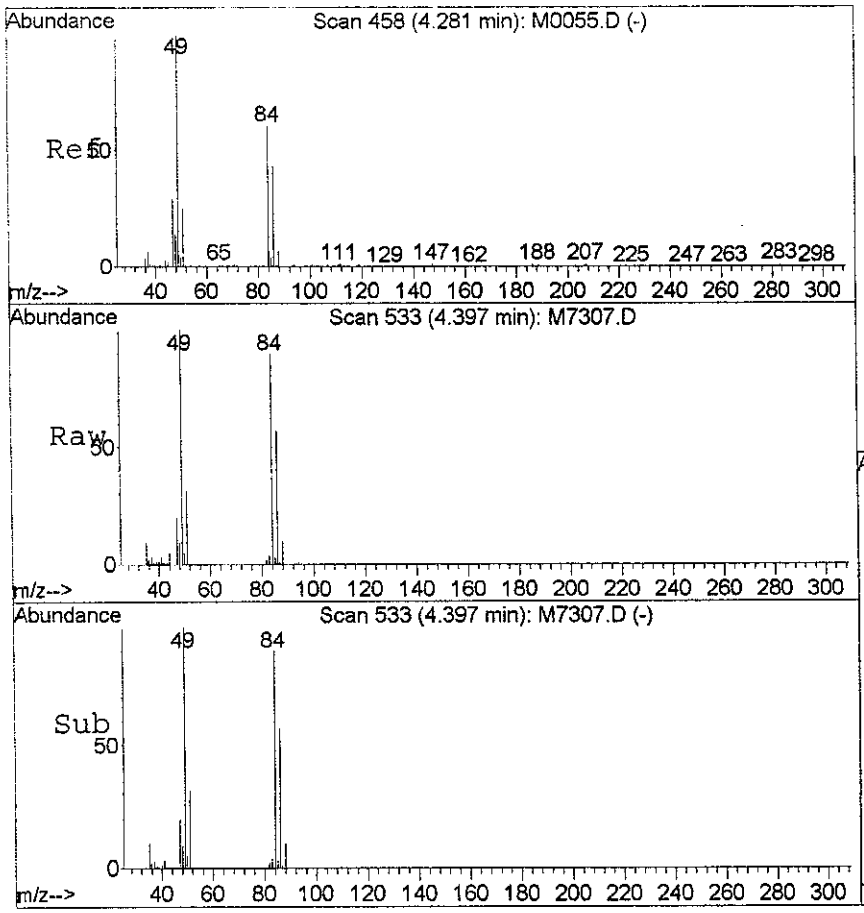

#13
Methylene Chloride
Concen: 13.17 ug/l
RT: 4.40 min Scan# 533
Delta R.T. 0.04 min
Lab File: M7307.D
Acq: 4 Aug 2006 10:01

Tgt Ion: 49 Resp: 56757

Ion	Ratio	Lower	Upper
49	100		
84	90.2	58.4	98.4
86	57.3	30.4	70.4

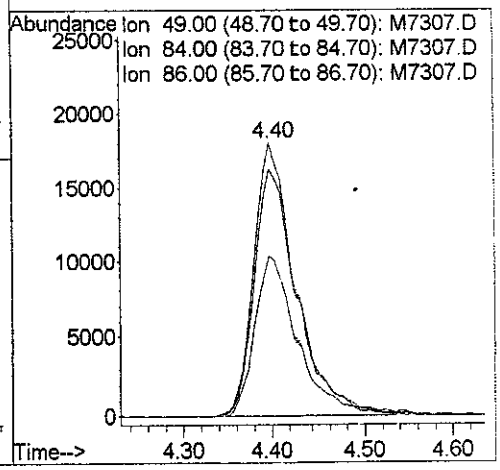

V-293

Quantitation Report (QT Reviewed)

Data File : D:\M\DATA\AUG06\M0804\M7307.D
Acq On : 4 Aug 2006 10:01
Sample : VBLKM75
Misc : WATER
MS Integration Params: rteint.p
Quant Time: Aug 4 10:46 2006

Vial: 4
Operator:
Inst : GC/MS Ins
Multiplr: 1.00

Quant Results File: VM8A0703.RES

Quant Method : D:\M\METHODS\VM8A0703.M (RTE Integrator)
Title : VOA 8260 METHOD
Last Update : Mon Jul 03 13:08:12 2006
Response via : Initial Calibration
DataAcq Meth : VM8A0703

Internal Standards	R.T.	QIon	Response	Conc Units	Dev(Min)
1) Pentafluorobenzene	7.48	168	204120	50.00 ug/l	0.04
24) 1,4-Difluorobenzene	8.62	114	446162	50.00 ug/l	0.03
43) Chlorobenzene-d5	13.82	117	378056	50.00 ug/l	0.04
55) 1,4-Dichlorobenzene-d4	20.00	152	141691	50.00 ug/l	0.04
System Monitoring Compounds					
25) 1,2-Dichloroethane-d4	7.94	65	152174	47.96 ug/l	0.03
Spiked Amount 50.000	Range 76 - 114		Recovery = 95.92%		
36) Toluene-d8	10.93	98	480758	50.01 ug/l	0.03
Spiked Amount 50.000	Range 88 - 110		Recovery = 100.02%		
42) Bromofluorobenzene	17.37	95	171262	47.97 ug/l	0.04
Spiked Amount 50.000	Range 86 - 115		Recovery = 95.94%		
Target Compounds					Qvalue
4) Acetone	3.75	43	6043	5.08 ug/l	58
13) Methylene Chloride	4.40	49	56757	13.17 ug/l	88

(#) = qualifier out of range (m) = manual integration

Y-294

1A

VOLATILE ORGANICS ANALYSIS DATA SHEET

EPA SAMPLE NO.

VBLKD65

Lab Name: ACCREDITED ANALYTICAL RES Contract: _____

Lab Code: _____ Case No.: 2946 SAS No.: _____ SDG No.: _____

Matrix: (soil/water) WATER Lab Sample ID: VBLKD65

Sample wt/vol: 5.0 (g/ml) ML Lab File ID: D4535.D

Level: (low/med) LOW Date Received: _____

% Moisture: not dec. _____ Date Analyzed: 8/9/06

GC Column: Rtx-624 ID: 0.18 (mm) Dilution Factor: 1.0

Soil Extract Volume _____ (uL) Soil Aliquot Volume: _____ (uL)

CONCENTRATION UNITS: (ug/L or ug/Kg) UG/L

CAS NO.	COMPOUND		Q
107028	Acrolein	25	U
107131	Acrylonitrile	6	U
67641	Acetone	6	
75718	Dichlorodifluoromethane	5	U
74873	Chloromethane	5	U
67-64-1	Vinyl Chloride	5	U
74839	Bromomethane	5	U
75003	Chloroethane	5	U
75694	Trichoroflouromethane	5	U
75354	1,1-Dichloroethene	5	U
75150	Carbon disulfide	5	U
75092	Methylene Chloride	7	
156605	trans-1,2-Dichloroethene	5	U
75343	1,1-Dichloroethane	5	U
108054	Vinyl acetate	5	U
590207	2,2-Dichloropropane	5	U
789333	2-Butanone	5	U
156592	cis-1,2-Dichloroethene	5	U
67-66-3	Chloroform	5	U
74975	Bromochloromethane	5	U
71556	1,1,1-Trichloroethane	5	U
563586	1,1-Dichloropropene	5	U
56235	Carbon Tetrachloride	5	U
107062	1,2-Dichloroethane	5	U
71432	Benzene	5	U
79016	Trichloroethene	5	U
78875	1,2-Dichloropropane	5	U
75274	Bromodichloromethane	5	U
74953	Dibromomethane	5	U
110758	2-Chloroethylvinylether	5	U
10061015	cis-1,3-dichloropropene	5	U
108883	Toluene	5	U
10061026	trans-1,3-Dichloropropene	5	U
79-00-5	1,1,2-Trichloroethane	5	U
108101	4-Methyl-2-pentanone	5	U
106934	1,2-Dibromoethane	5	U
591786	2-Hexanone	5	U
142289	1,3-dichloropropane	5	U
127184	Tetrachloroethene	5	U

Y-295

1A

VOLATILE ORGANICS ANALYSIS DATA SHEET

EPA SAMPLE NO.

VBLKD65

Lab Name: ACCREDITED ANALYTICAL RES Contract: _____

Lab Code: _____ Case No.: 2946 SAS No.: _____ SDG No.: _____

Matrix: (soil/water) WATER Lab Sample ID: VBLKD65

Sample wt/vol: 5.0 (g/ml) ML Lab File ID: D4535.D

Level: (low/med) LOW Date Received: _____

% Moisture: not dec. _____ Date Analyzed: 8/9/06

GC Column: Rtx-624 ID: 0.18 (mm) Dilution Factor: 1.0

Soil Extract Volume _____ (uL) Soil Aliquot Volume: _____ (uL)

CONCENTRATION UNITS: (ug/L or ug/Kg) UG/L

CAS NO.	COMPOUND		Q
124481	Dibromochloromethane	5	U
100414	Ethylbenzene	5	U
108907	Chlorobenzene	5	U
630206	1,1,1,2-Tetrachloroethane	5	U
1330207	m,p-Xylene	10	U
95476	o-Xylene	5	U
100425	Styrene	5	U
75252	Bromoform	5	U
98828	Isopropylbenzene	5	U
79345	1,1,2,2-Tetrachloroethane	5	U
96184	1,2,3-Trichloropropane	5	U
103651	n-Propyl benzene	5	U
108861	Bromobenzene	5	U
108678	1,3,5-Trimethylbenzene	5	U
95498	2-Chlorotoluene	5	U
106434	4-Chlorotoluene	5	U
98066	tert-Butylbenzene	5	U
95636	1,2,4-Trimethylbenzene	5	U
135988	sec-Butylbenzene	5	U
99876	p-Isopropyltoluene	5	U
541731	1,3-Dichlorobenzene	5	U
106467	1,4-Dichlorobenzene	5	U
104518	n-Butylbenzene	5	U
95501	1,2-Dichlorobenzene	5	U
96128	1,2-Dibromo-3-Chloropropane	5	U
120821	1,2,4-Trichlorobenzene	5	U
87683	Hexachlorobutadiene	5	U
87616	1,2,3-Trichlorobenzene	5	U

Y-296

Quantitation Report

Data File : D:\D\DATA\AUG06\D0809\D4535.D
Acq On : 9 Aug 2006 14:00
Sample : VBLKD65
Misc : WATER
MS Integration Params: rteint.p
Quant Time: Aug 9 14:35 2006

Vial: 23
Operator:
Inst : GC/MS Ins
Multiplr: 1.00
Quant Results File: VD8A0809.R

Method : D:\D\METHODS\VD8A0809.M (RTE Integrator)
Title : VOA 8260 METHOD
Last Update : Wed Aug 09 13:03:45 2006
Response via : Initial Calibration



V-297

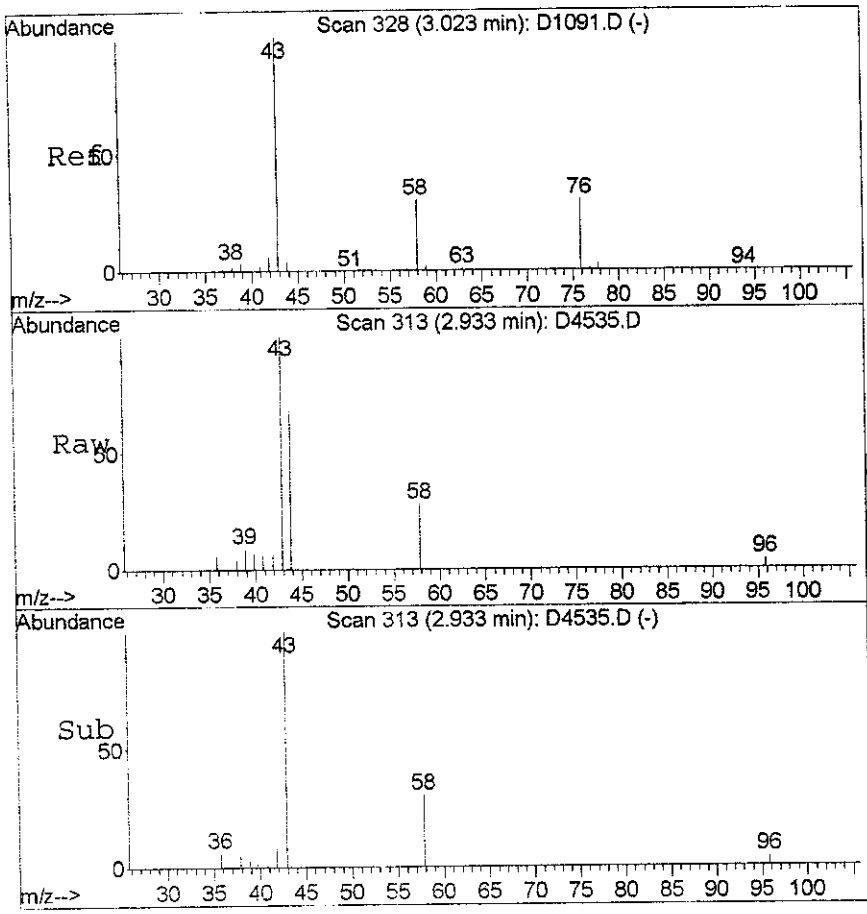

#4
Acetone
Concen: 5.49 ug/l
RT: 2.93 min Scan# 313
Delta R.T. -0.16 min
Lab File: D4535.D
Acq: 9 Aug 2006 14:00

Tgt Ion: 43 Resp: 20667

Ion	Ratio	Lower	Upper
43	100		
58	27.6	8.5	48.5

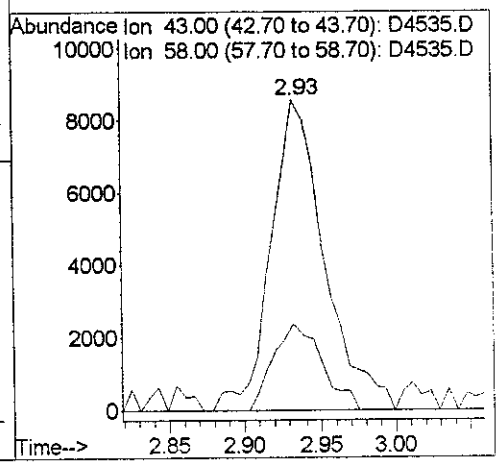

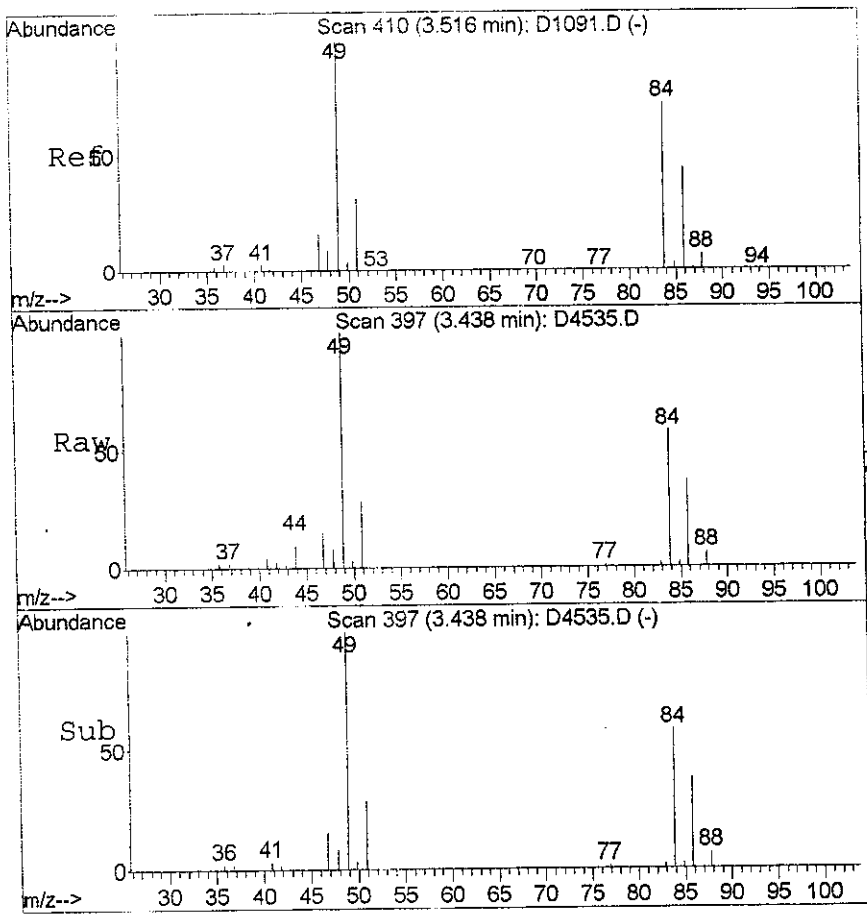

#13
Methylene Chloride
Concen: 6.91 ug/l
RT: 3.44 min Scan# 397
Delta R.T. -0.01 min
Lab File: D4535.D
Acq: 9 Aug 2006 14:00

Tgt Ion: 49 Resp: 106491

Ion	Ratio	Lower	Upper
49	100		
84	58.1	58.1	98.1#
86	36.6	31.7	71.7

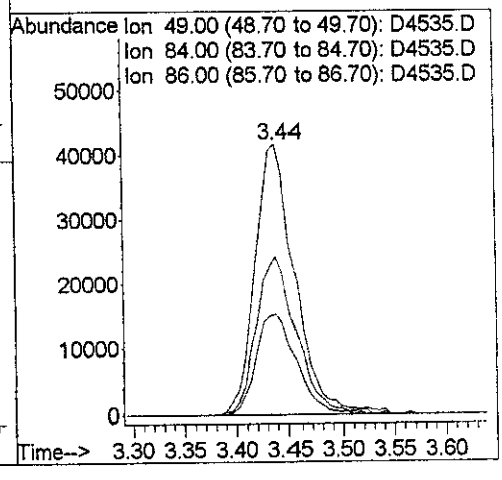

Y-298

Quantitation Report (QT Reviewed)

Data File : D:\D\DATA\AUG06\D0809\D4535.D
Acq On : 9 Aug 2006 14:00
Sample : VBLKD65
Misc : WATER
MS Integration Params: rteint.p
Quant Time: Aug 9 14:35 2006

Vial: 23
Operator:
Inst : GC/MS Ins
Multiplr: 1.00

Quant Results File: VD8A0809.RES

Quant Method : D:\D\METHODS\VD8A0809.M (RTE Integrator)
Title : VOA 8260 METHOD
Last Update : Wed Aug 09 13:03:45 2006
Response via : Initial Calibration
DataAcq Meth : VD8A0809

Internal Standards	R.T.	QIon	Response	Conc Units	Dev(Min)
1) Pentafluorobenzene	6.41	168	348422	50.00 ug/l	-0.19
24) 1,4-Difluorobenzene	7.46	114	677618	50.00 ug/l	-0.04
43) Chlorobenzene-d5	11.75	117	552990	50.00 ug/l	0.00
55) 1,4-Dichlorobenzene-d4	14.76	152	243293	50.00 ug/l	0.00
System Monitoring Compounds					
25) 1,2-Dichloroethane-d4	6.79	65	263557	49.01 ug/l	-0.05
Spiked Amount 50.000	Range 76 - 114		Recovery = 98.02%		
36) Toluene-d8	9.60	98	775237	47.51 ug/l	-0.02
Spiked Amount 50.000	Range 88 - 110		Recovery = 95.02%		
42) Bromofluorobenzene	13.34	95	290449	47.38 ug/l	0.00
Spiked Amount 50.000	Range 86 - 115		Recovery = 94.76%		
Target Compounds					Qvalue
4) Acetone	2.93	43	20667	5.49 ug/l	98
13) Methylene Chloride	3.44	49	106491	6.91 ug/l #	78

(#) = qualifier out of range (m) = manual integration

V-299

1A

VOLATILE ORGANICS ANALYSIS DATA SHEET

EPA SAMPLE NO.

VBLKM74MS

Lab Name: ACCREDITED ANALYTICAL RES Contract: _____

Lab Code: _____ Case No.: 2946 SAS No.: _____ SDG No.: _____

Matrix: (soil/water) WATER Lab Sample ID: VBLKM74MS

Sample wt/vol: 5.0 (g/ml) ML Lab File ID: M7290.D

Level: (low/med) LOW Date Received: _____

% Moisture: not dec. _____ Date Analyzed: 8/3/06

GC Column: Rtx-624 ID: 0.18 (mm) Dilution Factor: 1.0

Soil Extract Volume _____ (uL) Soil Aliquot Volume: _____ (uL)

CONCENTRATION UNITS: (ug/L or ug/Kg) UG/L

CAS NO.	COMPOUND		Q
107028	Acrolein	25	U
107131	Acrylonitrile	6	U
67641	Acetone	4	JB
75718	Dichlorodifluoromethane	5	U
74873	Chloromethane	5	U
67-64-1	Vinyl Chloride	5	U
74839	Bromomethane	5	U
75003	Chloroethane	5	U
75694	Trichoroflouromethane	5	U
75354	1,1-Dichloroethene	48	
75150	Carbon disulfide	5	U
75092	Methylene Chloride	8	B
156605	trans-1,2-Dichloroethene	5	U
75343	1,1-Dichloroethane	5	U
108054	Vinyl acetate	5	U
590207	2,2-Dichloropropane	5	U
789333	2-Butanone	5	U
156592	cis-1,2-Dichloroethene	5	U
67-66-3	Chloroform	5	U
74975	Bromochloromethane	5	U
71556	1,1,1-Trichloroethane	5	U
563586	1,1-Dichloropropene	5	U
56235	Carbon Tetrachloride	5	U
107062	1,2-Dichloroethane	5	U
71432	Benzene	43	
79016	Trichloroethene	40	
78875	1,2-Dichloropropane	5	U
75274	Bromodichloromethane	5	U
74953	Dibromomethane	5	U
110758	2-Chloroethylvinylether	5	U
10061015	cis-1,3-dichloropropene	5	U
108883	Toluene	40	
10061026	trans-1,3-Dichloropropene	5	U
79-00-5	1,1,2-Trichloroethane	5	U
108101	4-Methyl-2-pentanone	5	U
106934	1,2-Dibromoethane	5	U
591786	2-Hexanone	5	U
142289	1,3-dichloropropane	5	U
127184	Tetrachloroethene	5	U

Y-300

1A

VOLATILE ORGANICS ANALYSIS DATA SHEET

EPA SAMPLE NO.

VBLKM74MS

Lab Name: ACCREDITED ANALYTICAL RES Contract: _____

Lab Code: _____ Case No.: 2946 SAS No.: _____ SDG No.: _____

Matrix: (soil/water) WATER Lab Sample ID: VBLKM74MS

Sample wt/vol: 5.0 (g/ml) ML Lab File ID: M7290.D

Level: (low/med) LOW Date Received: _____

% Moisture: not dec. _____ Date Analyzed: 8/3/06

GC Column: Rtx-624 ID: 0.18 (mm) Dilution Factor: 1.0

Soil Extract Volume _____ (uL) Soil Aliquot Volume: _____ (uL)

CONCENTRATION UNITS:

CAS NO.	COMPOUND (ug/L or ug/Kg) UG/L		Q
124481	Dibromochloromethane	5	U
100414	Ethylbenzene	5	U
108907	Chlorobenzene	40	
630206	1,1,1,2-Tetrachloroethane	5	U
1330207	m,p-Xylene	10	U
95476	o-Xylene	5	U
100425	Styrene	5	U
75252	Bromoform	5	U
98828	Isopropylbenzene	5	U
79345	1,1,2,2-Tetrachloroethane	5	U
96184	1,2,3-Trichloropropane	5	U
103651	n-Propyl benzene	5	U
108861	Bromobenzene	5	U
108678	1,3,5-Trimethylbenzene	5	U
95498	2-Chlorotoluene	5	U
106434	4-Chlorotoluene	5	U
98066	tert-Butylbenzene	5	U
95636	1,2,4-Trimethylbenzene	5	U
135988	sec-Butylbenzene	5	U
99876	p-Isopropyltoluene	5	U
541731	1,3-Dichlorobenzene	5	U
106467	1,4-Dichlorobenzene	5	U
104518	n-Butylbenzene	5	U
95501	1,2-Dichlorobenzene	5	U
96128	1,2-Dibromo-3-Chloropropane	5	U
120821	1,2,4-Trichlorobenzene	5	U
87683	Hexachlorobutadiene	5	U
87616	1,2,3-Trichlorobenzene	5	U

Y-301

Quantitation Report

Data File : D:\M\DATA\AUG06\M0803\M7290.D
Acq On : 3 Aug 2006 13:58
Sample : VBLKM74MS
Misc : WATER
MS Integration Params: rteint.p
Quant Time: Aug 4 10:13 2006

Vial: 5
Operator:
Inst : GC/MS Ins
Multiplr: 1.00

Quant Results File: VM8A0703.R

Method : D:\M\METHODS\VM8A0703.M (RTE Integrator)
Title : VOA 8260 METHOD
Last Update : Mon Jul 03 13:08:12 2006
Response via : Initial Calibration



V-302

Data File : D:\M\DATA\AUG06\M0803\M7290.D
Acq On : 3 Aug 2006 13:58
Sample : VBLKM74MS
Misc : WATER
MS Integration Params: rteint.p
Quant Time: Aug 4 10:13 2006

Vial: 5
Operator:
Inst : GC/MS Ins
Multiplr: 1.00

Quant Results File: VM8A0703.RES

Quant Method : D:\M\METHODS\VM8A0703.M (RTE Integrator)
Title : VOA 8260 METHOD
Last Update : Mon Jul 03 13:08:12 2006
Response via : Initial Calibration
DataAcq Meth : VM8A0703

Internal Standards	R.T.	QIon	Response	Conc	Units	Dev(Min)
1) Pentafluorobenzene	7.49	168	184059	50.00	ug/l	0.04
24) 1,4-Difluorobenzene	8.62	114	419844	50.00	ug/l	0.04
43) Chlorobenzene-d5	13.82	117	358725	50.00	ug/l	0.05
55) 1,4-Dichlorobenzene-d4	20.01	152	132011	50.00	ug/l	0.05
System Monitoring Compounds						
25) 1,2-Dichloroethane-d4	7.94	65	138570	46.41	ug/l	0.03
Spiked Amount 50.000	Range 76 - 114		Recovery = 92.82%			
36) Toluene-d8	10.94	98	433446	47.92	ug/l	0.04
Spiked Amount 50.000	Range 88 - 110		Recovery = 95.84%			
42) Bromofluorobenzene	17.38	95	155040	46.15	ug/l	0.05
Spiked Amount 50.000	Range 86 - 115		Recovery = 92.30%			
Target Compounds						Qvalue
4) Acetone	3.76	43	3985	3.72	ug/l	76
11) 1,1-Dichloroethene	3.48	61	159716	47.98	ug/l	91
13) Methylene Chloride	4.40	49	32967	8.49	ug/l	89
29) Benzene	7.87	78	524586	42.87	ug/l	98
30) Trichloroethene	8.95	95	135838	39.68	ug/l	94
37) Toluene	11.05	91	502097	40.24	ug/l	100
49) Chlorobenzene	13.89	112	323209	39.57	ug/l	96

(#) = qualifier out of range (m) = manual integration

V-303

1A

VOLATILE ORGANICS ANALYSIS DATA SHEET

EPA SAMPLE NO.

VBLKM75MS

Lab Name: ACCREDITED ANALYTICAL RES Contract: _____

Lab Code: _____ Case No.: 2946 SAS No.: _____ SDG No.: _____

Matrix: (soil/water) WATER Lab Sample ID: VBLKM75MS

Sample wt/vol: 5.0 (g/ml) ML Lab File ID: M7323.D

Level: (low/med) LOW Date Received: _____

% Moisture: not dec. _____ Date Analyzed: 8/4/06

GC Column: Rtx-624 ID: 0.18 (mm) Dilution Factor: 1.0

Soil Extract Volume _____ (uL) Soil Aliquot Volume: _____ (uL)

CONCENTRATION UNITS:

CAS NO.	COMPOUND	(ug/L or ug/Kg) UG/L	Q
107028	Acrolein	25	U
107131	Acrylonitrile	6	U
67641	Acetone	4	JB
75718	Dichlorodifluoromethane	5	U
74873	Chloromethane	5	U
67-64-1	Vinyl Chloride	5	U
74839	Bromomethane	5	U
75003	Chloroethane	5	U
75694	Trichoroflouromethane	5	U
75354	1,1-Dichloroethene	54	
75150	Carbon disulfide	5	U
75092	Methylene Chloride	11	B
156605	trans-1,2-Dichloroethene	5	U
75343	1,1-Dichloroethane	5	U
108054	Vinyl acetate	5	U
590207	2,2-Dichloropropane	5	U
789333	2-Butanone	5	U
156592	cis-1,2-Dichloroethene	5	U
67-66-3	Chloroform	5	U
74975	Bromochloromethane	5	U
71556	1,1,1-Trichloroethane	5	U
563586	1,1-Dichloropropene	5	U
56235	Carbon Tetrachloride	5	U
107062	1,2-Dichloroethane	5	U
71432	Benzene	53	
79016	Trichloroethene	48	
78875	1,2-Dichloropropane	5	U
75274	Bromodichloromethane	5	U
74953	Dibromomethane	5	U
110758	2-Chloroethylvinylether	5	U
10061015	cis-1,3-dichloropropene	5	U
108883	Toluene	51	
10061026	trans-1,3-Dichloropropene	5	U
79-00-5	1,1,2-Trichloroethane	5	U
108101	4-Methyl-2-pentanone	5	U
106934	1,2-Dibromoethane	5	U
591786	2-Hexanone	5	U
142289	1,3-dichloropropane	5	U
127184	Tetrachloroethene	5	U

Y-304

1A

EPA SAMPLE NO.

VOLATILE ORGANICS ANALYSIS DATA SHEET

VBLKM75MS

Lab Name: ACCREDITED ANALYTICAL RES Contract: _____

Lab Code: _____ Case No.: 2946 SAS No.: _____ SDG No.: _____

Matrix: (soil/water) WATER Lab Sample ID: VBLKM75MS

Sample wt/vol: 5.0 (g/ml) ML Lab File ID: M7323.D

Level: (low/med) LOW Date Received: _____

% Moisture: not dec. _____ Date Analyzed: 8/4/06

GC Column: Rtx-624 ID: 0.18 (mm) Dilution Factor: 1.0

Soil Extract Volume _____ (uL) Soil Aliquot Volume: _____ (uL)

CONCENTRATION UNITS:

CAS NO.	COMPOUND (ug/L or ug/Kg) UG/L		Q
124481	Dibromochloromethane	5	U
100414	Ethylbenzene	5	U
108907	Chlorobenzene	48	
630206	1,1,1,2-Tetrachloroethane	5	U
1330207	m,p-Xylene	10	U
95476	o-Xylene	5	U
100425	Styrene	5	U
75252	Bromoform	5	U
98828	Isopropylbenzene	5	U
79345	1,1,2,2-Tetrachloroethane	5	U
96184	1,2,3-Trichloropropane	5	U
103651	n-Propyl benzene	5	U
108861	Bromobenzene	5	U
108678	1,3,5-Trimethylbenzene	5	U
95498	2-Chlorotoluene	5	U
106434	4-Chlorotoluene	5	U
98066	tert-Butylbenzene	5	U
95636	1,2,4-Trimethylbenzene	5	U
135988	sec-Butylbenzene	5	U
99876	p-Isopropyltoluene	5	U
541731	1,3-Dichlorobenzene	5	U
106467	1,4-Dichlorobenzene	5	U
104518	n-Butylbenzene	5	U
95501	1,2-Dichlorobenzene	5	U
96128	1,2-Dibromo-3-Chloropropane	5	U
120821	1,2,4-Trichlorobenzene	5	U
87683	Hexachlorobutadiene	5	U
87616	1,2,3-Trichlorobenzene	5	U

Y-305

Quantitation Report

Data File : D:\M\DATA\AUG06\M0804\M7323.D
Acq On : 4 Aug 2006 19:03
Sample : VBLKM75MS
Misc : WATER 2946 MW11
MS Integration Params: rteint.p
Quant Time: Aug 7 12:54 2006

Vial: 15
Operator:
Inst : GC/MS Ins
Multiplr: 1.00

Quant Results File: VM8A0703.R

Method : D:\M\METHODS\VM8A0703.M (RTE Integrator)
Title : VOA 8260 METHOD
Last Update : Mon Jul 03 13:08:12 2006
Response via : Initial Calibration



Y-306

Data File : D:\M\DATA\AUG06\M0804\M7323.D
Acq On : 4 Aug 2006 19:03
Sample : VBLKM75MS
Misc : WATER 2946 MW11
MS Integration Params: rteint.p
Quant Time: Aug 7 12:54 2006

Vial: 15
Operator:
Inst : GC/MS Ins
Multiplr: 1.00

Quant Results File: VM8A0703.RES

Quant Method : D:\M\METHODS\VM8A0703.M (RTE Integrator)
Title : VOA 8260 METHOD
Last Update : Mon Jul 03 13:08:12 2006
Response via : Initial Calibration
DataAcq Meth : VM8A0703

Internal Standards	R.T.	QIon	Response	Conc	Units	Dev(Min)
1) Pentafluorobenzene	7.48	168	173563	50.00	ug/l	0.03
24) 1,4-Difluorobenzene	8.61	114	389079	50.00	ug/l	0.02
43) Chlorobenzene-d5	13.81	117	337463	50.00	ug/l	0.04
55) 1,4-Dichlorobenzene-d4	20.00	152	123609	50.00	ug/l	0.03
System Monitoring Compounds						
25) 1,2-Dichloroethane-d4	7.93	65	135705	49.05	ug/l	0.02
Spiked Amount 50.000	Range 76 - 114		Recovery = 98.10%			
36) Toluene-d8	10.93	98	416059	49.63	ug/l	0.03
Spiked Amount 50.000	Range 88 - 110		Recovery = 99.26%			
42) Bromofluorobenzene	17.37	95	147654	47.43	ug/l	0.04
Spiked Amount 50.000	Range 86 - 115		Recovery = 94.86%			
Target Compounds						Qvalue
4) Acetone	3.76	43	3875	3.83	ug/l	61
11) 1,1-Dichloroethene	3.48	61	170351	54.27	ug/l	88
13) Methylene Chloride	4.39	49	41618	11.36	ug/l	84
29) Benzene	7.86	78	596116	52.56	ug/l	98
30) Trichloroethene	8.94	95	152944	48.21	ug/l	94
37) Toluene	11.03	91	584738	50.57	ug/l	99
49) Chlorobenzene	13.88	112	372206	48.44	ug/l	98

(#) = qualifier out of range (m) = manual integration

V-307

1A

VOLATILE ORGANICS ANALYSIS DATA SHEET

EPA SAMPLE NO.

VBLKD65MS

Lab Name: ACCREDITED ANALYTICAL RES Contract: _____

Lab Code: _____ Case No.: 2946 SAS No.: _____ SDG No.: _____

Matrix: (soil/water) WATER Lab Sample ID: VBLKD65MS

Sample wt/vol: 5.0 (g/ml) ML Lab File ID: D4540.D

Level: (low/med) LOW Date Received: _____

% Moisture: not dec. _____ Date Analyzed: 8/9/06

GC Column: Rtx-624 ID: 0.18 (mm) Dilution Factor: 1.0

Soil Extract Volume _____ (uL) Soil Aliquot Volume: _____ (uL)

CONCENTRATION UNITS:

CAS NO.	COMPOUND	(ug/L or ug/Kg) UG/L	Q
107028	Acrolein	25	U
107131	Acrylonitrile	6	U
67641	Acetone	4	J
75718	Dichlorodifluoromethane	5	U
74873	Chloromethane	5	U
67-64-1	Vinyl Chloride	5	U
74839	Bromomethane	5	U
75003	Chloroethane	5	U
75694	Trichoroflouromethane	5	U
75354	1,1-Dichloroethene	49	
75150	Carbon disulfide	5	U
75092	Methylene Chloride	8	
156605	trans-1,2-Dichloroethene	5	U
75343	1,1-Dichloroethane	5	U
108054	Vinyl acetate	5	U
590207	2,2-Dichloropropane	5	U
789333	2-Butanone	5	U
156592	cis-1,2-Dichloroethene	5	U
67-66-3	Chloroform	5	U
74975	Bromochloromethane	5	U
71556	1,1,1-Trichloroethane	5	U
563586	1,1-Dichloropropene	5	U
56235	Carbon Tetrachloride	5	U
107062	1,2-Dichloroethane	5	U
71432	Benzene	50	
79016	Trichloroethene	47	
78875	1,2-Dichloropropane	5	U
75274	Bromodichloromethane	5	U
74953	Dibromomethane	5	U
110758	2-Chloroethylvinylether	5	U
10061015	cis-1,3-dichloropropene	5	U
108883	Toluene	49	
10061026	trans-1,3-Dichloropropene	5	U
79-00-5	1,1,2-Trichloroethane	5	U
108101	4-Methyl-2-pentanone	5	U
106934	1,2-Dibromoethane	5	U
591786	2-Hexanone	5	U
142289	1,3-dichloropropane	5	U
127184	Tetrachloroethene	5	U

Y-308

1A

VOLATILE ORGANICS ANALYSIS DATA SHEET

EPA SAMPLE NO.

VBLKD65MS

Lab Name: ACCREDITED ANALYTICAL RES Contract: _____

Lab Code: _____ Case No.: 2946 SAS No.: _____ SDG No.: _____

Matrix: (soil/water) WATER Lab Sample ID: VBLKD65MS

Sample wt/vol: 5.0 (g/ml) ML Lab File ID: D4540.D

Level: (low/med) LOW Date Received: _____

% Moisture: not dec. _____ Date Analyzed: 8/9/06

GC Column: Rtx-624 ID: 0.18 (mm) Dilution Factor: 1.0

Soil Extract Volume _____ (uL) Soil Aliquot Volume: _____ (uL)

CONCENTRATION UNITS:

CAS NO.	COMPOUND	(ug/L or ug/Kg) UG/L	Q
124481	Dibromochloromethane	5	U
100414	Ethylbenzene	5	U
108907	Chlorobenzene	49	
630206	1,1,1,2-Tetrachloroethane	5	U
1330207	m,p-Xylene	10	U
95476	o-Xylene	5	U
100425	Styrene	5	U
75252	Bromoform	5	U
98828	Isopropylbenzene	5	U
79345	1,1,2,2-Tetrachloroethane	5	U
96184	1,2,3-Trichloropropane	5	U
103651	n-Propyl benzene	5	U
108861	Bromobenzene	5	U
108678	1,3,5-Trimethylbenzene	5	U
95498	2-Chlorotoluene	5	U
106434	4-Chlorotoluene	5	U
98066	tert-Butylbenzene	5	U
95636	1,2,4-Trimethylbenzene	5	U
135988	sec-Butylbenzene	5	U
99876	p-Isopropyltoluene	5	U
541731	1,3-Dichlorobenzene	5	U
106467	1,4-Dichlorobenzene	5	U
104518	n-Butylbenzene	5	U
95501	1,2-Dichlorobenzene	5	U
96128	1,2-Dibromo-3-Chloropropane	5	U
120821	1,2,4-Trichlorobenzene	5	U
87683	Hexachlorobutadiene	5	U
87616	1,2,3-Trichlorobenzene	5	U

V-309

Data File : D:\D\DATA\AUG06\D0809\D4540.D Vial: 14
Acq On : 9 Aug 2006 16:45 Operator:
Sample : VBLKD65MS Inst : GC/MS Ins
Misc : WATER Multiplr: 1.00
MS Integration Params: rteint.p
Quant Time: Aug 10 11:22 2006 Quant Results File: VD8A0809.R

Method : D:\D\METHODS\VD8A0809.M (RTE Integrator)
Title : VOA 8260 METHOD
Last Update : Wed Aug 09 13:03:45 2006
Response via : Initial Calibration



Y-310

Data File : D:\D\DATA\AUG06\D0809\D4540.D
Acq On : 9 Aug 2006 16:45
Sample : VBLKD65MS
Misc : WATER
MS Integration Params: rteint.p
Quant Time: Aug 10 11:22 2006

Vial: 14
Operator:
Inst : GC/MS Ins
Multiplr: 1.00

Quant Results File: VD8A0809.RES

Quant Method : D:\D\METHODS\VD8A0809.M (RTE Integrator)
Title : VOA 8260 METHOD
Last Update : Wed Aug 09 13:03:45 2006
Response via : Initial Calibration
DataAcq Meth : VD8A0809

Internal Standards	R.T.	QIon	Response	Conc Units	Dev(Min)
1) Pentafluorobenzene	6.42	168	323913	50.00 ug/l	-0.18
24) 1,4-Difluorobenzene	7.49	114	640049	50.00 ug/l	-0.01
43) Chlorobenzene-d5	11.76	117	532493	50.00 ug/l	0.00
55) 1,4-Dichlorobenzene-d4	14.76	152	240123	50.00 ug/l	0.00
System Monitoring Compounds					
25) 1,2-Dichloroethane-d4	6.81	65	250645	49.35 ug/l	-0.03
Spiked Amount 50.000	Range 76 - 114		Recovery = 98.70%		
36) Toluene-d8	9.62	98	749212	48.61 ug/l	0.00
Spiked Amount 50.000	Range 88 - 110		Recovery = 97.22%		
42) Bromofluorobenzene	13.34	95	279105	48.20 ug/l	0.00
Spiked Amount 50.000	Range 86 - 115		Recovery = 96.40%		
Target Compounds					Qvalue
4) Acetone	2.97	43	13596	3.88 ug/l	98
11) 1,1-Dichloroethene	2.73	61	410025	48.65 ug/l	88
13) Methylene Chloride	3.45	49	112118	7.82 ug/l #	77
29) Benzene	6.75	78	1082804	50.15 ug/l	93
30) Trichloroethene	7.79	95	225136	46.72 ug/l	95
37) Toluene	9.72	91	940335	49.10 ug/l	100
49) Chlorobenzene	11.79	112	545185	48.68 ug/l	96

(#) = qualifier out of range (m) = manual integration

Y-311

1A

VOLATILE ORGANICS ANALYSIS DATA SHEET

EPA SAMPLE NO.

MW6MS

Lab Name: ACCREDITED ANALYTICAL RES Contract: _____

Lab Code: _____ Case No.: 2946 SAS No.: _____ SDG No.: _____

Matrix: (soil/water) WATER Lab Sample ID: 0607268MS

Sample wt/vol: 5.0 (g/ml) ML Lab File ID: M7297.D

Level: (low/med) LOW Date Received: _____

% Moisture: not dec. _____ Date Analyzed: 8/3/06

GC Column: Rtx-624 ID: 0.18 (mm) Dilution Factor: 1.0

Soil Extract Volume _____ (uL) Soil Aliquot Volume: _____ (uL)

CONCENTRATION UNITS:

CAS NO.	COMPOUND	(ug/L or ug/Kg) UG/L	Q
107028	Acrolein	25	U
107131	Acrylonitrile	6	U
67641	Acetone	7	B
75718	Dichlorodifluoromethane	5	U
74873	Chloromethane	5	U
67-64-1	Vinyl Chloride	5	U
74839	Bromomethane	5	U
75003	Chloroethane	5	U
75694	Trichoroflouromethane	5	U
75354	1,1-Dichloroethene	57	
75150	Carbon disulfide	5	U
75092	Methylene Chloride	6	B
156605	trans-1,2-Dichloroethene	5	U
75343	1,1-Dichloroethane	5	U
108054	Vinyl acetate	5	U
590207	2,2-Dichloropropane	5	U
789333	2-Butanone	5	U
156592	cis-1,2-Dichloroethene	5	U
67-66-3	Chloroform	5	U
74975	Bromochloromethane	5	U
71556	1,1,1-Trichloroethane	5	U
563586	1,1-Dichloropropene	5	U
56235	Carbon Tetrachloride	5	U
107062	1,2-Dichloroethane	5	U
71432	Benzene	260	E
79016	Trichloroethene	49	
78875	1,2-Dichloropropane	5	U
75274	Bromodichloromethane	5	U
74953	Dibromomethane	5	U
110758	2-Chloroethylvinylether	5	U
10061015	cis-1,3-dichloropropene	5	U
108883	Toluene	51	
10061026	trans-1,3-Dichloropropene	5	U
79-00-5	1,1,2-Trichloroethane	5	U
108101	4-Methyl-2-pentanone	5	U
106934	1,2-Dibromoethane	5	U
591786	2-Hexanone	5	U
142289	1,3-dichloropropane	5	U
127184	Tetrachloroethene	5	U

Y-312

1A

VOLATILE ORGANICS ANALYSIS DATA SHEET

EPA SAMPLE NO.

MW6MS

Lab Name: ACCREDITED ANALYTICAL RES Contract: _____

Lab Code: _____ Case No.: 2946 SAS No.: _____ SDG No.: _____

Matrix: (soil/water) WATER Lab Sample ID: 0607268MS

Sample wt/vol: 5.0 (g/ml) ML Lab File ID: M7297.D

Level: (low/med) LOW Date Received: _____

% Moisture: not dec. _____ Date Analyzed: 8/3/06

GC Column: Rtx-624 ID: 0.18 (mm) Dilution Factor: 1.0

Soil Extract Volume _____ (uL) Soil Aliquot Volume: _____ (uL)

CONCENTRATION UNITS:

CAS NO.	COMPOUND (ug/L or ug/Kg) UG/L		Q
124481	Dibromochloromethane	5	U
100414	Ethylbenzene	140	
108907	Chlorobenzene	48	
630206	1,1,1,2-Tetrachloroethane	5	U
1330207	m,p-Xylene	6	J
95476	o-Xylene	9	
100425	Styrene	5	U
75252	Bromoform	5	U
98828	Isopropylbenzene	12	
79345	1,1,2,2-Tetrachloroethane	5	U
96184	1,2,3-Trichloropropane	1	J
103651	n-Propyl benzene	15	
108861	Bromobenzene	5	U
108678	1,3,5-Trimethylbenzene	5	U
95498	2-Chlorotoluene	5	U
106434	4-Chlorotoluene	5	U
98066	tert-Butylbenzene	5	U
95636	1,2,4-Trimethylbenzene	45	
135988	sec-Butylbenzene	3	J
99876	p-Isopropyltoluene	5	U
541731	1,3-Dichlorobenzene	5	U
106467	1,4-Dichlorobenzene	5	U
104518	n-Butylbenzene	1	J
95501	1,2-Dichlorobenzene	5	U
96128	1,2-Dibromo-3-Chloropropane	5	U
120821	1,2,4-Trichlorobenzene	5	U
87683	Hexachlorobutadiene	5	U
87616	1,2,3-Trichlorobenzene	5	U

Y-313

Quantitation Report

Data File : D:\M\DATA\AUG06\M0803\M7297.D
Acq On : 3 Aug 2006 17:50
Sample : 0607268MS
Misc : WATER 2946 MW6MS
MS Integration Params: rteint.p
Quant Time: Aug 4 10:20 2006

Vial: 14
Operator:
Inst : GC/MS Ins
Multiplr: 1.00
Quant Results File: VM8A0703.R

Method : D:\M\METHODS\VM8A0703.M (RTE Integrator)
Title : VOA 8260 METHOD
Last Update : Mon Jul 03 13:08:12 2006
Response via : Initial Calibration

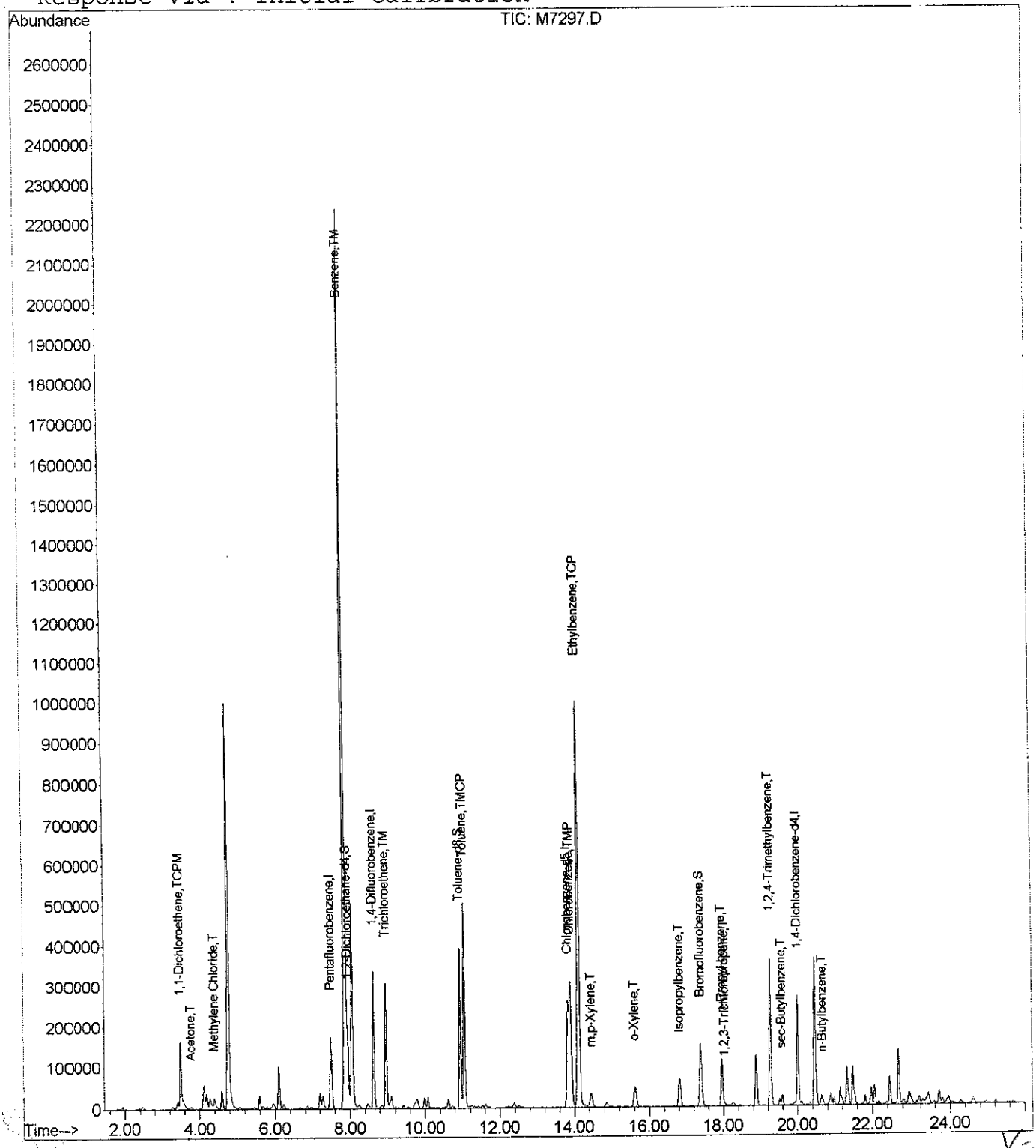

V-314

Quantitation Report (QT Reviewed)

Data File : D:\M\DATA\AUG06\M0803\M7297.D
Acq On : 3 Aug 2006 17:50
Sample : 0607268MS
Misc : WATER 2946 MW6MS
MS Integration Params: rteint.p
Quant Time: Aug 4 10:20 2006

Vial: 14
Operator:
Inst : GC/MS Ins
Multiplr: 1.00
Quant Results File: VM8A0703.RES

Quant Method : D:\M\METHODS\VM8A0703.M (RTE Integrator)
Title : VOA 8260 METHOD
Last Update : Mon Jul 03 13:08:12 2006
Response via : Initial Calibration
DataAcq Meth : VM8A0703

Internal Standards	R.T.	QIon	Response	Conc	Units	Dev(Min)
1) Pentafluorobenzene	7.48	168	178341	50.00	ug/l	0.04
24) 1,4-Difluorobenzene	8.63	114	399424	50.00	ug/l	0.04
43) Chlorobenzene-d5	13.83	117	350345	50.00	ug/l	0.05
55) 1,4-Dichlorobenzene-d4	20.01	152	133857	50.00	ug/l	0.05
System Monitoring Compounds						
25) 1,2-Dichloroethane-d4	7.94	65	130619	45.98	ug/l	0.03
Spiked Amount 50.000	Range 76 - 114		Recovery = 91.96%			
36) Toluene-d8	10.94	98	417006	48.46	ug/l	0.04
Spiked Amount 50.000	Range 88 - 110		Recovery = 96.92%			
42) Bromofluorobenzene	17.38	95	153545	48.04	ug/l	0.06
Spiked Amount 50.000	Range 86 - 115		Recovery = 96.08%			

Target Compounds						Qvalue
4) Acetone	3.77	43	6811	6.56	ug/l	56
11) 1,1-Dichloroethene	3.48	61	183311	56.83	ug/l	85
13) Methylene Chloride	4.40	49	21480	5.71	ug/l	85
29) Benzene	7.87	78	3032249	260.44	ug/l	98
30) Trichloroethene	8.95	95	158304	48.61	ug/l	95
37) Toluene	11.05	91	608653	51.28	ug/l	100
48) Ethylbenzene	14.12	91	1838404	140.34	ug/l	99
49) Chlorobenzene	13.89	112	383268	48.04	ug/l	97
51) m,p-Xylene	14.45	91	55058m	5.76	ug/l	
52) o-Xylene	15.61	91	84422	8.91	ug/l	99
56) Isopropylbenzene	16.81	105	124237	11.69	ug/l	97
58) 1,2,3-Trichloropropane	18.05	75	3543	1.20	ug/l	97
59) n-Propyl benzene	17.96	91	208572	14.98	ug/l	100
65) 1,2,4-Trimethylbenzene	19.26	105	405778	45.25	ug/l	93
66) sec-Butylbenzene	19.59	105	35060	2.79	ug/l	97
70) n-Butylbenzene	20.68	91	13655	1.43	ug/l	87

(#) = qualifier out of range (m) = manual integration

V-315

1A

VOLATILE ORGANICS ANALYSIS DATA SHEET

EPA SAMPLE NO.

MW6MSD

Lab Name: ACCREDITED ANALYTICAL RES Contract: _____

Lab Code: _____ Case No.: 2946 SAS No.: _____ SDG No.: _____

Matrix: (soil/water) WATER Lab Sample ID: 0607268MSD

Sample wt/vol: 5.0 (g/ml) ML Lab File ID: M7298.D

Level: (low/med) LOW Date Received: _____

% Moisture: not dec. _____ Date Analyzed: 8/3/06

GC Column: Rtx-624 ID: 0.18 (mm) Dilution Factor: 1.0

Soil Extract Volume _____ (uL) Soil Aliquot Volume: _____ (uL)

CONCENTRATION UNITS:

CAS NO.	COMPOUND	(ug/L or ug/Kg) UG/L	Q
107028	Acrolein	25	U
107131	Acrylonitrile	6	U
67641	Acetone	7	B
75718	Dichlorodifluoromethane	5	U
74873	Chloromethane	5	U
67-64-1	Vinyl Chloride	5	U
74839	Bromomethane	5	U
75003	Chloroethane	5	U
75694	Trichoroflouromethane	5	U
75354	1,1-Dichloroethene	58	
75150	Carbon disulfide	5	U
75092	Methylene Chloride	6	B
156605	trans-1,2-Dichloroethene	5	U
75343	1,1-Dichloroethane	5	U
108054	Vinyl acetate	5	U
590207	2,2-Dichloropropane	5	U
789333	2-Butanone	5	U
156592	cis-1,2-Dichloroethene	5	U
67-66-3	Chloroform	5	U
74975	Bromochloromethane	5	U
71556	1,1,1-Trichloroethane	5	U
563586	1,1-Dichloropropene	5	U
56235	Carbon Tetrachloride	5	U
107062	1,2-Dichloroethane	5	U
71432	Benzene	270	E
79016	Trichloroethene	48	
78875	1,2-Dichloropropane	5	U
75274	Bromodichloromethane	5	U
74953	Dibromomethane	5	U
110758	2-Chloroethylvinylether	5	U
10061015	cis-1,3-dichloropropene	5	U
108883	Toluene	51	
10061026	trans-1,3-Dichloropropene	5	U
79-00-5	1,1,2-Trichloroethane	5	U
108101	4-Methyl-2-pentanone	5	U
106934	1,2-Dibromoethane	5	U
591786	2-Hexanone	5	U
142289	1,3-dichloropropane	5	U
127184	Tetrachloroethene	5	U

Y-316

1A

VOLATILE ORGANICS ANALYSIS DATA SHEET

EPA SAMPLE NO.

MW6MSD

Lab Name: ACCREDITED ANALYTICAL RES Contract: _____

Lab Code: _____ Case No.: 2946 SAS No.: _____ SDG No.: _____

Matrix: (soil/water) WATER Lab Sample ID: 0607268MSD

Sample wt/vol: 5.0 (g/ml) ML Lab File ID: M7298.D

Level: (low/med) LOW Date Received: _____

% Moisture: not dec. _____ Date Analyzed: 8/3/06

GC Column: Rtx-624 ID: 0.18 (mm) Dilution Factor: 1.0

Soil Extract Volume _____ (uL) Soil Aliquot Volume: _____ (uL)

CONCENTRATION UNITS:

CAS NO.	COMPOUND	(ug/L or ug/Kg) UG/L	Q
124481	Dibromochloromethane	5	U
100414	Ethylbenzene	140	
108907	Chlorobenzene	48	
630206	1,1,1,2-Tetrachloroethane	5	U
1330207	m,p-Xylene	8	J
95476	o-Xylene	10	
100425	Styrene	5	U
75252	Bromoform	5	U
98828	Isopropylbenzene	12	
79345	1,1,2,2-Tetrachloroethane	5	U
96184	1,2,3-Trichloropropane	1	J
103651	n-Propyl benzene	16	
108861	Bromobenzene	5	U
108678	1,3,5-Trimethylbenzene	1	J
95498	2-Chlorotoluene	5	U
106434	4-Chlorotoluene	5	U
98066	tert-Butylbenzene	5	U
95636	1,2,4-Trimethylbenzene	51	
135988	sec-Butylbenzene	3	J
99876	p-Isopropyltoluene	5	U
541731	1,3-Dichlorobenzene	5	U
106467	1,4-Dichlorobenzene	5	U
104518	n-Butylbenzene	2	J
95501	1,2-Dichlorobenzene	5	U
96128	1,2-Dibromo-3-Chloropropane	5	U
120821	1,2,4-Trichlorobenzene	5	U
87683	Hexachlorobutadiene	5	U
87616	1,2,3-Trichlorobenzene	5	U

V-317

Quantitation Report

Data File : D:\M\DATA\AUG06\M0803\M7298.D
Acq On : 3 Aug 2006 18:23
Sample : 0607268MSD
Misc : WATER 2946 MW6MSD
MS Integration Params: rteint.p
Quant Time: Aug 4 10:20 2006

Vial: 15
Operator:
Inst : GC/MS Ins
Multiplr: 1.00

Quant Results File: VM8A0703.R

Method : D:\M\METHODS\VM8A0703.M (RTE Integrator)
Title : VOA 8260 METHOD
Last Update : Mon Jul 03 13:08:12 2006
Response via : Initial Calibration



V-318

Quantitation Report (QT Reviewed)

Data File : D:\M\DATA\AUG06\M0803\M7298.D
Acq On : 3 Aug 2006 18:23
Sample : 0607268MSD
Misc : WATER 2946 MW6MSD
MS Integration Params: rteint.p
Quant Time: Aug 4 10:20 2006

Vial: 15
Operator:
Inst : GC/MS Ins
Multiplr: 1.00
Quant Results File: VM8A0703.RES

Quant Method : D:\M\METHODS\VM8A0703.M (RTE Integrator)
Title : VOA 8260 METHOD
Last Update : Mon Jul 03 13:08:12 2006
Response via : Initial Calibration
DataAcq Meth : VM8A0703

Internal Standards	R.T.	QIon	Response	Conc Units	Dev(Min)
1) Pentafluorobenzene	7.49	168	146635	50.00 ug/l	0.04
24) 1,4-Difluorobenzene	8.63	114	343206	50.00 ug/l	0.04
43) Chlorobenzene-d5	13.82	117	297746	50.00 ug/l	0.05
55) 1,4-Dichlorobenzene-d4	20.01	152	108179	50.00 ug/l	0.05
System Monitoring Compounds					
25) 1,2-Dichloroethane-d4	7.94	65	116328	47.66 ug/l	0.03
Spiked Amount 50.000	Range 76 - 114		Recovery = 95.32%		
36) Toluene-d8	10.94	98	356031	48.15 ug/l	0.04
Spiked Amount 50.000	Range 88 - 110		Recovery = 96.30%		
42) Bromofluorobenzene	17.38	95	125639	45.75 ug/l	0.06
Spiked Amount 50.000	Range 86 - 115		Recovery = 91.50%		

Target Compounds					Qvalue
4) Acetone	3.77	43	5977	7.00 ug/l	71
11) 1,1-Dichloroethene	3.48	61	154023	58.08 ug/l	85
13) Methylene Chloride	4.40	49	17995	5.81 ug/l	84
29) Benzene	7.87	78	2665124	266.40 ug/l	99
30) Trichloroethene	8.96	95	135350	48.37 ug/l	95
37) Toluene	11.05	91	517466	50.74 ug/l	99
48) Ethylbenzene	14.12	91	1586777	142.53 ug/l	99
49) Chlorobenzene	13.89	112	325653	48.03 ug/l	97
51) m,p-Xylene	14.45	91	64802	7.98 ug/l	99
52) o-Xylene	15.61	91	81386	10.11 ug/l	99
56) Isopropylbenzene	16.82	105	107253	12.49 ug/l	92
58) 1,2,3-Trichloropropane	18.04	75	3059	1.28 ug/l	88
59) n-Propyl benzene	17.97	91	175814	15.62 ug/l	99
61) 1,3,5-Trimethylbenzene	18.44	105	8604	1.21 ug/l	97
65) 1,2,4-Trimethylbenzene	19.26	105	368254	50.81 ug/l	94
66) sec-Butylbenzene	19.58	105	28972	2.85 ug/l	93
70) n-Butylbenzene	20.68	91	13277	1.72 ug/l	90

(#) = qualifier out of range (m) = manual integration

PROJECT Thursday Aug 3, 2006 Notebook No. 418

Continued From Page

BTB
VM8A0703

VTUNE M7282
VSTD050 83
VBLKM74 84
VBLKM74 85

		Site	D/Act
0607217	M7286	10	STR
BLANK	87	2	
7280	88	3	STR
7281	89	4	
VBLKM74MS	90	5	
7263	91	6	STR
7264	92	9	
7265	93	10	
7266	94	11	
7267	95	12	
7268	96	13	
7268MS	97	14	
7268MSD	98	15	
7269	99	16	
7270	7300	2	
7271	01	3	
7272	02	4	
7273	03	5	
8/3/06 8:00 BLANK	04	6	
	05	7	
	06	8	
	07	9	
	08	10	
	09	11	
	7310	12	

Continued on Page

Read and Understood By

Signed 8/03/06 Date Signed Date

V-320

BP13
VM8A0783

VTUNE	M7304
VSTD050	05
VBLKm75	06
VBLKm75	07

		Site	DL/Amt
06077274	M7308	1	1:5
7275	09	1	1:5
7276	10	2	1:100
7279	11	3	1:5
7265 MS	12	4	STR
7265 MSD	13	5	
7265	14	6	STR
7266	15	7	
7270	16	8	
7271	17	9	
7272	18	10	
7264DL	19	11	1:5
7268DL	20	12	1:5
7269DL	21	13	1:50
7273DL	22	14	1:20
VBLKm75MS	23	15	
7265MSD	24	16	STR
7275DL	25	1	1:100
7274DL	26	2	1:50
BLANK	27	3	

Continued on Page

Read and Understood By

Signed 8/04/06 Date Signed Date

V-321

~~BTB~~
VDSA0509

VTUNE	D4525
VSTD010	26
VSTD020	27
VSTD050	28
VSTD100	29
VSTD200	30
VSTD200	31

Created New Method 8260 Hz VDSA0509 8/09/06 GF

VTUNE	D4532
VSTD050	33
VBLKD65	34
VBLKD65	35

Spit			Bottle	Site	DL/Start
2	06071277	D4536	C	10	STR
	7278	37	C	11	
	7279	38	C	12	
	7274DL	39	C	13	1:50
	VBLKDms	40		14	
	7284	41	B	15	STR
	7285	42	B	16	
	7286	43	B	2	
	7287	44	B	3	
	7288	45	B	4	
	7289	46	B	5	
	7290	47	B	6	
	7291	48	B	7	
	7292	49	B	8	
	7293ms	50	B	9	
	7293msD	51	B	10	
	7293	52	B	11	
	7294	53	B	12	

Continued on Page

V-302

Read and Understood By

9/09/06

2C

WATER SEMIVOLATILE SURROGATE RECOVERY

Lab Name: ACCREDITED ANALYTICAL RESO Contract: _____

Lab Code: _____ Case No.: 2946 SAS No.: _____ SDG No.: _____

	EPA SAMPLE NO.	S1 (2FP) #	S2 (PHL) #	S3 (NBZ) #	S4 (FBP) #	S5 (TBP) #	S6 (TPH) #	TOT OUT
01	SBLK68	25	18	44	48	56	72	0
02	SBLK68MS	31	21	55	60	70	86	0
03	SBLK68MSD	28	20	50	59	76	89	0
04	MW1	23	17	45	52	65	77	0
05	MW3	19*	14	55	54	53	69	1
06	MW4	27	21	55	61	81	96	0
07	MW5	29	22	54	72	87	94	0
08	MW6	23	17	51	61	82	92	0
09	MW8	28	21	56	70	82	88	0
10	MW7	30	14	63	59	72	86	0
11	MW2	31	21	65	52	60	74	0
12	SBLK69	20*	14	56	62	62	98	1
13	SBLK69MS	25	20	58	62	80	110	0
14	SBLK69MSD	30	23	69	83	94	110	0
15	FIELDBLANK	26	17	60	63	69	95	0

QC LIMITS

S1	(2FP)	=	2-Fluorophenol	(21-100)
S2	(PHL)	=	Phenol-d5	(10-94)
S3	(NBZ)	=	Nitrobenzene-d5	(35-114)
S4	(FBP)	=	2-Fluorobiphenyl	(43-116)
S5	(TBP)	=	2,4,6-Tribromophenol	(10-123)
S6	(TPH)	=	Terphenyl-d14	(33-141)

Column to be used to flag recovery values

* Values outside of contract required QC limits

D Surrogate diluted out

SV-1

2C

WATER SEMIVOLATILE SURROGATE RECOVERY

Lab Name: ACCREDITED ANALYTICAL RESO Contract: _____

Lab Code: _____ Case No.: 2946 SAS No.: _____ SDG No.: _____

	EPA SAMPLE NO.	S1 (2FP) #	S2 (PHL) #	S3 (NBZ) #	S4 (FBP) #	S5 (TBP) #	S6 (TPH) #	TOT OUT
01	MW9	29	22	68	78	110	107	0
02	MW10	23	20	60	74	93	106	0
03	MW11	22	19	57	76	105	98	0
04	MW12	31	19	80	75	95	102	0
05	MW13	27	20	67	79	101	95	0
06	MW7DL	30	26	79	82	80	88	0
07	MW15	32	24	69	77	98	96	0
08	MW16	34	26	74	78	90	97	0
09	MW17	35	26	73	79	108	95	0
10	MW14	31	16	54	68	82	90	0
11	MW11DL	23	19	62	77	71	82	0
12	MW13DL	26	22	82	82	65	85	0
13	MW12DL	32	24	87	87	74	87	0
14	MW14DL	28	22	82	86	65	85	0
15	SBLK69	21	16	56	54	52	79	0
16	SBLK68	21	17	56	54	52	79	0

				QC LIMITS
S1	(2FP)	=	2-Fluorophenol	(21-100)
S2	(PHL)	=	Phenol-d5	(10-94)
S3	(NBZ)	=	Nitrobenzene-d5	(35-114)
S4	(FBP)	=	2-Fluorobiphenyl	(43-116)
S5	(TBP)	=	2,4,6-Tribromophenol	(10-123)
S6	(TPH)	=	Terphenyl-d14	(33-141)

Column to be used to flag recovery values

* Values outside of contract required QC limits

D Surrogate diluted out

3C

WATER SEMIVOLATILE MATRIX SPIKE/MATRIX SPIKE DUPLICATE RECOVERY

Lab Name: ACCREDITED ANALYTICAL RESO Contract: _____

Lab Code: _____ Case No.: 2946 SAS No.: _____ SDG No.: _____

Matrix Spike - EPA Sample No SBLK68

COMPOUND	SPIKE ADDED (ug/L)	SAMPLE CONCENTRATION (ug/L)	MS CONCENTRATION (ug/L)	MS % REC #	QC LIMITS REC.
Phenol	100	0.0	24	24	12 - 110
2-Chlorophenol	100	0.0	60	60	27 - 123
1,4-Dichlorobenzene	50	0.0	31	62	36 - 97
N-Nitroso-di-n-propylamine	50	0.0	32	64	41 - 116
1,2,4-Trichlorobenzene	50	0.0	31	62	39 - 98
4-Chloro-3-methylphenol	100	0.0	67	67	23 - 97
Acenaphthene	50	0.0	36	72	46 - 118
4-Nitrophenol	100	0.0	21	21	10 - 80
2,4-Dinitrotoluene	50	0.0	44	88	24 - 96
Pentachlorophenol	100	0.0	86	86	9 - 103
Pyrene	50	0.0	48	96	26 - 127

COMPOUND	SPIKE ADDED (ug/L)	MSD CONCENTRATION (ug/L)	MSD % REC #	% RPD #	QC LIMITS RPD	QC LIMITS REC.
Phenol	100	22	22	9	42	12 - 110
2-Chlorophenol	100	55	55	9	40	27 - 123
1,4-Dichlorobenzene	50	31	62	0	28	36 - 97
N-Nitroso-di-n-propylamine	50	32	64	0	38	41 - 116
1,2,4-Trichlorobenzene	50	30	60	3	28	39 - 98
4-Chloro-3-methylphenol	100	69	69	3	42	23 - 97
Acenaphthene	50	37	74	3	31	46 - 118
4-Nitrophenol	100	25	25	17	50	10 - 80
2,4-Dinitrotoluene	50	49	98 *	11	38	24 - 96
Pentachlorophenol	100	92	92	7	50	9 - 103
Pyrene	50	52	104	8	31	26 - 127

Column to be used to flag recovery and RPD values with an asterisk

* Values outside of QC limits

RPD: 0 out of 11 outside limits

Spike Recovery: 1 out of 22 outside limits

COMMENTS:

SV-3

3C

WATER SEMIVOLATILE MATRIX SPIKE/MATRIX SPIKE DUPLICATE RECOVERY

Lab Name: ACCREDITED ANALYTICAL RESO Contract: _____

Lab Code: _____ Case No.: 2946 SAS No.: _____ SDG No.: _____

Matrix Spike - EPA Sample No SBLK69

COMPOUND	SPIKE ADDED (ug/L)	SAMPLE CONCENTRATION (ug/L)	MS CONCENTRATION (ug/L)	MS % REC #	QC LIMITS REC.
Phenol	100	0.0	21	21	12 - 110
2-Chlorophenol	100	0.0	58	58	27 - 123
1,4-Dichlorobenzene	50	0.0	27	54	36 - 97
N-Nitroso-di-n-propylamine	50	0.0	32	64	41 - 116
1,2,4-Trichlorobenzene	50	0.0	30	60	39 - 98
4-Chloro-3-methylphenol	100	0.0	77	77	23 - 97
Acenaphthene	50	0.0	39	78	46 - 118
4-Nitrophenol	100	0.0	29	29	10 - 80
2,4-Dinitrotoluene	50	0.0	51	102 *	24 - 96
Pentachlorophenol	100	0.0	120	120 *	9 - 103
Pyrene	50	0.0	63	126	26 - 127

COMPOUND	SPIKE ADDED (ug/L)	MSD CONCENTRATION (ug/L)	MSD % REC #	% RPD #	QC LIMITS RPD	QC LIMITS REC.
Phenol	100	24	24	13	42	12 - 110
2-Chlorophenol	100	70	70	19	40	27 - 123
1,4-Dichlorobenzene	50	36	72	29 *	28	36 - 97
N-Nitroso-di-n-propylamine	50	41	82	25	38	41 - 116
1,2,4-Trichlorobenzene	50	39	78	26	28	39 - 98
4-Chloro-3-methylphenol	100	92	92	18	42	23 - 97
Acenaphthene	50	49	98	23	31	46 - 118
4-Nitrophenol	100	34	34	16	50	10 - 80
2,4-Dinitrotoluene	50	59	118 *	15	38	24 - 96
Pentachlorophenol	100	150	150 *	22	50	9 - 103
Pyrene	50	65	130 *	3	31	26 - 127

Column to be used to flag recovery and RPD values with an asterisk

* Values outside of QC limits

RPD: 1 out of 11 outside limits

Spike Recovery: 5 out of 22 outside limits

COMMENTS:

SV-d

4B

SEMIVOLATILE METHOD BLANK SUMMARY

EPA SAMPLE NO.

SBLK68

Lab Name: ACCREDITED ANALYTICAL RESO Contract: _____

Lab Code: _____ Case No.: 2946 SAS No.: _____ SDG No.: _____

Lab File ID: F5923.D Lab Sample ID: SBLK68

Instrument ID: HP5971AF Date Extracted: 8/3/2006

Matrix: (soil/water) WATER Date Analyzed: 8/4/2006

Level: (low/med) LOW Time Analyzed: 10:20

THIS METHOD BLANK APPLIES TO THE FOLLOWING SAMPLES, MS AND MSD:

	EPA SAMPLE NO.	LAB SAMPLE ID	LAB FILE ID	DATE ANALYZED
01	SBLK68MS	SBLK68MS	F5924.D	8/4/2006
02	SBLK68MSD	SBLK68MSD	F5925.D	8/4/2006
03	MW1	0607263	F5926.D	8/4/2006
04	MW3	0607265	F5927.D	8/4/2006
05	MW4	0607266	F5928.D	8/4/2006
06	MW5	0607267	F5929.D	8/4/2006
07	MW6	0607268	F5930.D	8/4/2006
08	MW8	0607270	F5931.D	8/4/2006
09	MW7	0607269	F5932.D	8/4/2006
10	MW2	0607264	F5933.D	8/4/2006

COMMENTS:

SV-5

4B

SEMIVOLATILE METHOD BLANK SUMMARY

EPA SAMPLE NO.

SBLK69

Lab Name: ACCREDITED ANALYTICAL RESO Contract: _____

Lab Code: _____ Case No.: 2946 SAS No.: _____ SDG No.: _____

Lab File ID: E2497.D Lab Sample ID: SBLK69

Instrument ID: HP5971E Date Extracted: 8/4/06

Matrix: (soil/water) WATER Date Analyzed: 8/10/06

Level: (low/med) LOW Time Analyzed: 13:51

THIS METHOD BLANK APPLIES TO THE FOLLOWING SAMPLES, MS AND MSD:

	EPA SAMPLE NO.	LAB SAMPLE ID	LAB FILE ID	DATE ANALYZED
01	MW9	0607271	E2436.D	8/4/06
02	MW10	0607272	E2437.D	8/4/06
03	MW11	0607273	E2438.D	8/4/06
04	MW12	0607274	E2439.D	8/4/06
05	MW13	0607275	E2440.D	8/4/06
06	MW15	0607277	E2461.D	8/7/06
07	MW16	0607278	E2462.D	8/7/06
08	MW17	0607279	E2463.D	8/7/06
09	MW14	0607276	E2465.D	8/7/06
10	MW11DL	0607273DL	E2466.D	8/8/06
11	MW13DL	0607275DL	E2468.D	8/8/06
12	MW12DL	0607274DL	E2484.D	8/9/06
13	MW14DL	0607276DL	E2485.D	8/9/06

COMMENTS:

SV-6

4B

SEMIVOLATILE METHOD BLANK SUMMARY

EPA SAMPLE NO.

SBLK69

Lab Name: ACCREDITED ANALYTICAL RESO Contract: _____

Lab Code: _____ Case No.: 2946 SAS No.: _____ SDG No.: _____

Lab File ID: F5963.D

Lab Sample ID: SBLK69

Instrument ID: HP5971AF

Date Extracted: 8/4/2006

Matrix: (soil/water) WATER

Date Analyzed: 8/9/2006

Level: (low/med) LOW

Time Analyzed: 15:32

THIS METHOD BLANK APPLIES TO THE FOLLOWING SAMPLES, MS AND MSD:

	EPA SAMPLE NO.	LAB SAMPLE ID	LAB FILE ID	DATE ANALYZED
01	FIELDBLANK	0607280	F5976.D	8/10/2006

COMMENTS:

SV-7

4B

SEMIVOLATILE METHOD BLANK SUMMARY

EPA SAMPLE NO.

SBLK68

Lab Name: ACCREDITED ANALYTICAL RESO Contract:

Lab Code: Case No.: 2946 SAS No.: SDG No.:

Lab File ID:. E2498.D Lab Sample ID: SBLK68

Instrument ID: HP5971E Date Extracted: 8/3/06

Matrix: (soil/water) WATER Date Analyzed: 8/10/06

Level: (low/med) LOW Time Analyzed: 14:36

THIS METHOD BLANK APPLIES TO THE FOLLOWING SAMPLES, MS AND MSD:

	EPA SAMPLE NO.	LAB SAMPLE ID	LAB FILE ID	DATE ANALYZED
01	MW7DL	0607269DL	E2460.D	8/7/06

COMMENTS:

SV-8

5B

SEMIVOLATILE ORGANIC INSTRUMENT PERFORMANCE CHECK
DECAFLUOROTRIPHENYLPHOSPHINE (DFTPP)

Lab Name: ACCREDITED ANALYTICAL RESO Contract: _____

Lab Code: _____ Case No.: _____ SAS No.: _____ SDG No.: _____

Lab File ID: E2263.D DFTPP Injection Date: 7/20/06

Instrument ID: HP5971AE DFTPP Injection Time: 14:47

m/e	ION ABUNDANCE CRITERIA	% RELATIVE ABUNDANCE	
51	30.0 - 80.0% of mass 198	41.4	
68	Less than 2.0% of mass 69	0.0	(0.0)1
69	Mass 69 Relative abundanc	54.0	
70	Less than 2.0% of mass 69	0.2	(0.4)1
127	25.0 - 75.0% of mass 198	49.0	
197	Less than 1.0% of mass 19	0.0	
198	Base Peak, 100% relative abundanc	100.0	
199	5.0 to 9.0% of mass 198	6.2	
275	10.0 - 30.0% of mass 198	18.8	
365	Greater than 0.75% of mass 198	2.3	
441	Present, but less than mass 443	8.8	
442	40.0 - 110.0% of mass 198	57.5	
443	15.0 - 24.0% of mass 442	10.8	(18.8)2

1-Value is % mass 69 2-Value is % mass 442

THIS CHECK APPLIES TO THE FOLLOWING SAMPLES, MS, MSD, BLANKS, AND STANDARDS:

	EPA SAMPLE NO.	LAB SAMPLE ID	LAB FILE ID	DATE ANALYZED	TIME ANALYZED
01	SSTD050	SSTD050	E2264.D	7/20/06	15:03
02	SSTD160	SSTD160	E2265.D	7/20/06	16:11
03	SSTD020	SSTD020	E2266.D	7/20/06	16:56
04	SSTD080	SSTD080	E2267.D	7/20/06	17:41
05	SSTD120	SSTD120	E2268.D	7/20/06	18:25

5B

SEMIVOLATILE ORGANIC INSTRUMENT PERFORMANCE CHECK
DECAFLUOROTRIPHENYLPHOSPHINE (DFTPP)

Lab Name: ACCREDITED ANALYTICAL RESO Contract: _____

Lab Code: _____ Case No.: _____ SAS No.: _____ SDG No.: _____

Lab File ID: F5826.D DFTPP Injection Date: 7/25/2006

Instrument ID: HP5971AF DFTPP Injection Time: 12:17

m/e	ION ABUNDANCE CRITERIA	% RELATIVE ABUNDANCE	
51	30.0 - 80.0% of mass 198	52.0	
68	Less than 2.0% of mass 69	0.8	(1.2)1
69	Mass 69 Relative abundance	71.2	
70	Less than 2.0% of mass 69	0.2	(0.3)1
127	25.0 - 75.0% of mass 198	42.9	
197	Less than 1.0% of mass 198	0.0	
198	Base Peak, 100% relative abundance	100.0	
199	5.0 to 9.0% of mass 198	6.3	
275	10.0 - 30.0% of mass 198	19.2	
365	Greater than 0.75% of mass 198	1.7	
441	Present, but less than mass 443	6.7	
442	40.0 - 110.0% of mass 198	50.4	
443	15.0 - 24.0% of mass 442	9.2	(18.3)2

1-Value is % mass 69 2-Value is % mass 442

THIS CHECK APPLIES TO THE FOLLOWING SAMPLES, MS, MSD, BLANKS, AND STANDARDS:

	EPA SAMPLE NO.	LAB SAMPLE ID	LAB FILE ID	DATE ANALYZED	TIME ANALYZED
01	SSTD050	SSTD050	F5827.D	7/25/2006	12:34
02	SSTD160	SSTD160	F5828.D	7/25/2006	13:20
03	SSTD020	SSTD020	F5829.D	7/25/2006	14:05
04	SSTD080	SSTD080	F5830.D	7/25/2006	14:51
05	SSTD120	SSTD120	F5831.D	7/25/2006	15:36

SV-10

5B

SEMIVOLATILE ORGANIC INSTRUMENT PERFORMANCE CHECK
DECAFLUOROTRIPHENYLPHOSPHINE (DFTPP)

Lab Name: ACCREDITED ANALYTICAL RESO Contract: _____

Lab Code: _____ Case No.: 2946 SAS No.: _____ SDG No.: _____

Lab File ID: F5921.D DFTPP Injection Date: 8/4/2006

Instrument ID: HP5971AF DFTPP Injection Time: 9:18

m/e	ION ABUNDANCE CRITERIA	% RELATIVE ABUNDANCE	
51	30.0 - 80.0% of mass 198	47.5	
68	Less than 2.0% of mass 69	0.6	(0.8)1
69	Mass 69 Relative abundance	68.5	
70	Less than 2.0% of mass 69	0.3	(0.4)1
127	25.0 - 75.0% of mass 198	43.0	
197	Less than 1.0% of mass 198	0.0	
198	Base Peak, 100% relative abundance	100.0	
199	5.0 to 9.0% of mass 198	6.6	
275	10.0 - 30.0% of mass 198	18.1	
365	Greater than 0.75% of mass 198	1.6	
441	Present, but less than mass 443	4.1	
442	40.0 - 110.0% of mass 198	48.0	
443	15.0 - 24.0% of mass 442	8.8	(18.4)2

1-Value is % mass 69 2-Value is % mass 442

THIS CHECK APPLIES TO THE FOLLOWING SAMPLES, MS, MSD, BLANKS, AND STANDARDS:

	EPA SAMPLE NO.	LAB SAMPLE ID	LAB FILE ID	DATE ANALYZED	TIME ANALYZED
01	SSTD050	SSTD050	F5922.D	8/4/2006	9:35
02	SBLK68	SBLK68	F5923.D	8/4/2006	10:20
03	SBLK68MS	SBLK68MS	F5924.D	8/4/2006	11:05
04	SBLK68MSD	SBLK68MSD	F5925.D	8/4/2006	11:50
05	MW1	0607263	F5926.D	8/4/2006	12:36
06	MW3	0607265	F5927.D	8/4/2006	13:21
07	MW4	0607266	F5928.D	8/4/2006	14:07
08	MW5	0607267	F5929.D	8/4/2006	14:52
09	MW6	0607268	F5930.D	8/4/2006	15:38
10	MW8	0607270	F5931.D	8/4/2006	16:24
11	MW7	0607269	F5932.D	8/4/2006	17:09
12	MW2	0607264	F5933.D	8/4/2006	17:55

SV-11

5B

SEMIVOLATILE ORGANIC INSTRUMENT PERFORMANCE CHECK
DECAFLUOROTRIPHENYLPHOSPHINE (DFTPP)

Lab Name: ACCREDITED ANALYTICAL RESO Contract:

Lab Code: Case No.: 2946 SAS No.: SDG No.:

Lab File ID: E2428.D DFTPP Injection Date: 8/4/06

Instrument ID: HP5971E DFTPP Injection Time: 13:45

m/e	ION ABUNDANCE CRITERIA	% RELATIVE ABUNDANCE	
51	30.0 - 80.0% of mass 198	45.4	
68	Less than 2.0% of mass 69	~~60.9~~ 0.0	(~~100.0~~ 0.0)1
69	Mass 69 Relative abundanc	60.9	
70	Less than 2.0% of mass 69	0.2	(0.4)1
127	25.0 - 75.0% of mass 198	51.9	
197	Less than 1.0% of mass 19	0.0	
198	Base Peak, 100% relative abundanc	100.0	
199	5.0 to 9.0% of mass 198	6.6	
275	10.0 - 30.0% of mass 198	17.8	
365	Greater than 0.75% of mass 198	1.8	
441	Present, but less than mass 443	7.1	
442	40.0 - 110.0% of mass 198	46.6	
443	15.0 - 24.0% of mass 442	8.9	(19.1)2

1-Value is % mass 69 2-Value is % mass 442

THIS CHECK APPLIES TO THE FOLLOWING SAMPLES, MS, MSD, BLANKS, AND STANDARDS:

	EPA SAMPLE NO.	LAB SAMPLE ID	LAB FILE ID	DATE ANALYZED	TIME ANALYZED
01	SSTD050	SSTD050	E2429.D	8/4/06	14:02
02	MW9	0607271	E2436.D	8/4/06	19:20
03	MW10	0607272	E2437.D	8/4/06	20:05
04	MW11	0607273	E2438.D	8/4/06	20:50
05	MW12	0607274	E2439.D	8/4/06	21:35
06	MW13	0607275	E2440.D	8/4/06	22:20

SV-12

5B

SEMIVOLATILE ORGANIC INSTRUMENT PERFORMANCE CHECK
DECAFLUOROTRIPHENYLPHOSPHINE (DFTPP)

Lab Name: ACCREDITED ANALYTICAL RESO Contract:

Lab Code: Case No.: 2946 SAS No.: SDG No.:

Lab File ID: E2454.D DFTPP Injection Date: 8/7/06

Instrument ID: HP5971E DFTPP Injection Time: 15:27

m/e	ION ABUNDANCE CRITERIA	% RELATIVE ABUNDANCE	
51	30.0 - 80.0% of mass 198	46.3	
68	Less than 2.0% of mass 69	0.0	(0.0)1
69	Mass 69 Relative abundanc	62.2	
70	Less than 2.0% of mass 69	0.3	(0.4)1
127	25.0 - 75.0% of mass 198	53.0	
197	Less than 1.0% of mass 19	0.0	
198	Base Peak, 100% relative abundanc	100.0	
199	5.0 to 9.0% of mass 198	6.7	
275	10.0 - 30.0% of mass 198	19.1	
365	Greater than 0.75% of mass 198	1.9	
441	Present, but less than mass 443	7.9	
442	40.0 - 110.0% of mass 198	51.9	
443	15.0 - 24.0% of mass 442	9.9	(19.1)2

1-Value is % mass 69 2-Value is % mass 442

THIS CHECK APPLIES TO THE FOLLOWING SAMPLES, MS, MSD, BLANKS, AND STANDARDS:

	EPA SAMPLE NO.	LAB SAMPLE ID	LAB FILE ID	DATE ANALYZED	TIME ANALYZED
01	SSTD050	SSTD050	E2455.D	8/7/06	16:28
02	MW7DL	0607269DL	E2460.D	8/7/06	20:13
03	MW15	0607277	E2461.D	8/7/06	20:58
04	MW16	0607278	E2462.D	8/7/06	21:42
05	MW17	0607279	E2463.D	8/7/06	22:27
06	MW14	0607276	E2465.D	8/7/06	23:57
07	MW11DL	0607273DL	E2466.D	8/8/06	0:42
08	MW13DL	0607275DL	E2468.D	8/8/06	2:12

SV-13

5B

SEMIVOLATILE ORGANIC INSTRUMENT PERFORMANCE CHECK
DECAFLUOROTRIPHENYLPHOSPHINE (DFTPP)

Lab Name: ACCREDITED ANALYTICAL RESO Contract: _____

Lab Code: _____ Case No.: _____ SAS No.: _____ SDG No.: _____

Lab File ID: F5955.D DFTPP Injection Date: 8/9/2006

Instrument ID: HP5971AF DFTPP Injection Time: 9:36

m/e	ION ABUNDANCE CRITERIA	% RELATIVE ABUNDANCE	
51	30.0 - 80.0% of mass 198	55.2	
68	Less than 2.0% of mass 69	0.4	(0.5)1
69	Mass 69 Relative abundance	76.5	
70	Less than 2.0% of mass 69	0.4	(0.5)1
127	25.0 - 75.0% of mass 198	45.0	
197	Less than 1.0% of mass 198	0.0	
198	Base Peak, 100% relative abundance	100.0	
199	5.0 to 9.0% of mass 198	6.6	
275	10.0 - 30.0% of mass 198	18.4	
365	Greater than 0.75% of mass 198	1.6	
441	Present, but less than mass 443	1.8	
442	40.0 - 110.0% of mass 198	44.1	
443	15.0 - 24.0% of mass 442	8.2	(18.7)2

1-Value is % mass 69 2-Value is % mass 442

THIS CHECK APPLIES TO THE FOLLOWING SAMPLES, MS, MSD, BLANKS, AND STANDARDS:

	EPA SAMPLE NO.	LAB SAMPLE ID	LAB FILE ID	DATE ANALYZED	TIME ANALYZED
01	SSTD160	SSTD160	F5956.D	8/9/2006	10:38
02	SSTD050	SSTD050	F5957.D	8/9/2006	11:23
03	SSTD020	SSTD020	F5958.D	8/9/2006	12:08
04	SSTD080	SSTD080	F5959.D	8/9/2006	12:54
05	SSTD120	SSTD120	F5960.D	8/9/2006	13:39

5B

SEMIVOLATILE ORGANIC INSTRUMENT PERFORMANCE CHECK
DECAFLUOROTRIPHENYLPHOSPHINE (DFTPP)

Lab Name: ACCREDITED ANALYTICAL RESO Contract:

Lab Code: Case No.: 2946 SAS No.: SDG No.:

Lab File ID: E2479.D DFTPP Injection Date: 8/9/06

Instrument ID: HP5971E DFTPP Injection Time: 12:35

m/e	ION ABUNDANCE CRITERIA	% RELATIVE ABUNDANCE	
51	30.0 - 80.0% of mass 198	46.6	
68	Less than 2.0% of mass 69	0.0	(0.0)1
69	Mass 69 Relative abundanc	62.5	
70	Less than 2.0% of mass 69	0.2	(0.4)1
127	25.0 - 75.0% of mass 198	53.1	
197	Less than 1.0% of mass 19	0.0	
198	Base Peak, 100% relative abundanc	100.0	
199	5.0 to 9.0% of mass 198	6.7	
275	10.0 - 30.0% of mass 198	17.5	
365	Greater than 0.75% of mass 198	1.7	
441	Present, but less than mass 443	7.1	
442	40.0 - 110.0% of mass 198	46.5	
443	15.0 - 24.0% of mass 442	9.1	(19.6)2

1-Value is % mass 69 2-Value is % mass 442

THIS CHECK APPLIES TO THE FOLLOWING SAMPLES, MS, MSD, BLANKS, AND STANDARDS:

	EPA SAMPLE NO.	LAB SAMPLE ID	LAB FILE ID	DATE ANALYZED	TIME ANALYZED
01	SSTD050	SSTD050	E2480.D	8/9/06	13:51
02	MW12DL	0607274DL	E2484.D	8/9/06	17:38
03	MW14DL	0607276DL	E2485.D	8/9/06	18:23

SV-15

5B

SEMIVOLATILE ORGANIC INSTRUMENT PERFORMANCE CHECK
DECAFLUOROTRIPHENYLPHOSPHINE (DFTPP)

Lab Name: ACCREDITED ANALYTICAL RESO Contract: _____

Lab Code: _____ Case No.: 2946 SAS No.: _____ SDG No.: _____

Lab File ID: F5961.D DFTPP Injection Date: 8/9/2006

Instrument ID: HP5971AF DFTPP Injection Time: 14:30

m/e	ION ABUNDANCE CRITERIA	% RELATIVE ABUNDANCE
51	30.0 - 80.0% of mass 198	50.7
68	Less than 2.0% of mass 69	0.4 (0.5)1
69	Mass 69 Relative abundance	72.7
70	Less than 2.0% of mass 69	0.3 (0.3)1
127	25.0 - 75.0% of mass 198	44.3
197	Less than 1.0% of mass 198	0.0
198	Base Peak, 100% relative abundance	100.0
199	5.0 to 9.0% of mass 198	6.5
275	10.0 - 30.0% of mass 198	19.5
365	Greater than 0.75% of mass 198	1.6
441	Present, but less than mass 443	5.7
442	40.0 - 110.0% of mass 198	46.6
443	15.0 - 24.0% of mass 442	8.6 (18.6)2

1-Value is % mass 69 2-Value is % mass 442

THIS CHECK APPLIES TO THE FOLLOWING SAMPLES, MS, MSD, BLANKS, AND STANDARDS:

	EPA SAMPLE NO.	LAB SAMPLE ID	LAB FILE ID	DATE ANALYZED	TIME ANALYZED
01	SSTD050	SSTD050	F5962.D	8/9/2006	14:46
02	SBLK69	SBLK69	F5963.D	8/9/2006	15:32
03	SBLK69MS	SBLK69MS	F5964.D	8/9/2006	16:17
04	SBLK69MSD	SBLK69MSD	F5965.D	8/9/2006	17:03

SV-16

5B

SEMIVOLATILE ORGANIC INSTRUMENT PERFORMANCE CHECK
DECAFLUOROTRIPHENYLPHOSPHINE (DFTPP)

Lab Name: ACCREDITED ANALYTICAL RESO Contract: _____

Lab Code: _____ Case No.: 2946 SAS No.: _____ SDG No.: _____

Lab File ID: F5972.D DFTPP Injection Date: 8/10/2006

Instrument ID: HP5971AF DFTPP Injection Time: 9:26

m/e	ION ABUNDANCE CRITERIA	% RELATIVE ABUNDANCE	
51	30.0 - 80.0% of mass 198	53.8	
68	Less than 2.0% of mass 69	0.3	(0.4)1
69	Mass 69 Relative abundance	73.9	
70	Less than 2.0% of mass 69	0.4	(0.5)1
127	25.0 - 75.0% of mass 198	45.4	
197	Less than 1.0% of mass 198	0.0	
198	Base Peak, 100% relative abundance	100.0	
199	5.0 to 9.0% of mass 198	6.6	
275	10.0 - 30.0% of mass 198	18.0	
365	Greater than 0.75% of mass 198	1.4	
441	Present, but less than mass 443	0.0	
442	40.0 - 110.0% of mass 198	40.8	
443	15.0 - 24.0% of mass 442	7.5	(18.5)2

1-Value is % mass 69 2-Value is % mass 442

THIS CHECK APPLIES TO THE FOLLOWING SAMPLES, MS, MSD, BLANKS, AND STANDARDS:

	EPA SAMPLE NO.	LAB SAMPLE ID	LAB FILE ID	DATE ANALYZED	TIME ANALYZED
01	SSTD050	SSTD050	F5973.D	8/10/2006	9:42
02	FIELDBLANK	0607280	F5976.D	8/10/2006	11:58

SV-17

5B

SEMIVOLATILE ORGANIC INSTRUMENT PERFORMANCE CHECK
DECAFLUOROTRIPHENYLPHOSPHINE (DFTPP)

Lab Name: ACCREDITED ANALYTICAL RESO Contract:

Lab Code: Case No.: 2946 SAS No.: SDG No.:

Lab File ID: E2495.D DFTPP Injection Date: 8/10/06

Instrument ID: HP5971E DFTPP Injection Time: 12:04

m/e	ION ABUNDANCE CRITERIA	% RELATIVE ABUNDANCE	
51	30.0 - 80.0% of mass 198	46.4	
68	Less than 2.0% of mass 69	~~63.0~~	(~~100.0~~)1 KD
69	Mass 69 Relative abundanc	63.0	
70	Less than 2.0% of mass 69	0.3	(0.5)1
127	25.0 - 75.0% of mass 198	53.8	
197	Less than 1.0% of mass 19	0.0	
198	Base Peak, 100% relative abundanc	100.0	
199	5.0 to 9.0% of mass 198	7.0	
275	10.0 - 30.0% of mass 198	17.7	
365	Greater than 0.75% of mass 198	1.7	
441	Present, but less than mass 443	6.5	
442	40.0 - 110.0% of mass 198	42.6	
443	15.0 - 24.0% of mass 442	8.3	(19.6)2

1-Value is % mass 69 2-Value is % mass 442

THIS CHECK APPLIES TO THE FOLLOWING SAMPLES, MS, MSD, BLANKS, AND STANDARDS:

	EPA SAMPLE NO.	LAB SAMPLE ID	LAB FILE ID	DATE ANALYZED	TIME ANALYZED
01	SSTD050	SSTD050	E2496.D	8/10/06	13:06
02	SBLK69	SBLK69	E2497.D	8/10/06	13:51
03	SBLK68	SBLK68	E2498.D	8/10/06	14:36

SV-18

8B

SEMIVOLATILE INTERNAL STANDARD AREA AND RT SUMMARY

Lab Name: ACCREDITED ANALYTICAL RESO Contract: _____

Lab Code: _____ Case No.: 2946 SAS No.: _____ SDG No.: _____

Lab File ID (Standard): F5922.D Date Analyzed: 8/4/2006

Instrument ID: HP5971AF Time Analyzed: 9:35

		IS1(DCB)		IS2(NPT)		IS3(ANT)	
		AREA #	RT #	AREA #	RT #	AREA #	RT #
	12 HOUR STD	441284	10.04	1762515	13.25	900401	17.78
	UPPER LIMIT	882568	10.54	3525030	13.75	1800802	18.28
	LOWER LIMIT	220642	9.54	881258	12.75	450201	17.28
	EPA SAMPLE NO.						
01	SBLK68	390343	10.02	1602548	13.22	780159	17.75
02	SBLK68MS	375865	10.02	1565674	13.23	743700	17.75
03	SBLK68MSD	371194	10.02	1525628	13.23	709920	17.75
04	MW1	405071	10.00	1668311	13.22	794669	17.75
05	MW3	442849	10.00	1515765	13.23	796715	17.76
06	MW4	404375	10.01	1493781	13.22	694987	17.75
07	MW5	392252	10.01	1568093	13.22	672338	17.74
08	MW6	442517	10.01	1700734	13.23	770653	17.75
09	MW8	416642	10.00	1646467	13.22	708460	17.75
10	MW7	378387	10.10	1496662	13.32	930060	17.81
11	MW2	426324	10.02	1580968	13.26	957841	17.83

IS1 (DCB) = 1,4-Dichlorobenzene-d4
IS2 (NPT) = Naphthalene-d8
IS3 (ANT) = Acenaphthene-d10
IS4 (PHN) = Phenanthrene-d10
IS5 (CRY) = Chrysene-d12
IS6 (PRY) = Perylene-d12

AREA UPPER LIMIT = +100% of internal standard area
AREA LOWER LIMIT = - 50% of internal standard area
RT UPPER LIMIT = +0.50 minutes of internal standard RT
RT LOWER LIMIT = -0.50 minutes of internal standard RT

Column to be used to flag values outside QC limit with an asterisk.
* Values outside of contract required QC limits

SV-19

8C

SEMIVOLATILE INTERNAL STANDARD AREA AND RT SUMMARY

Lab Name: ACCREDITED ANALYTICAL RESO Contract: _____

Lab Code: _____ Case No.: 2946 SAS No.: _____ SDG No.: _____

Lab File ID (Standard): F5922.D Date Analyzed: 08/04/06

Instrument ID: HP5971AF Time Analyzed: 09:35

		IS4(PHN)		IS5(CRY)		IS6(PRY)	
		AREA #	RT #	AREA #	RT #	AREA #	RT #
	12 HOUR STD	1294087	21.53	1071258	28.35	995141	31.75
	UPPER LIMIT	2588174	21.03	2142516	27.85	1990282	31.25
	LOWER LIMIT	647044	22.03	535629	28.85	497571	32.25
	EPA SAMPLE NO.						
01	SBLK68	1052739	21.51	890947	28.30	873070	31.71
02	SBLK68MS	991298	21.51	845995	28.31	797959	31.71
03	SBLK68MSD	1006691	21.52	865983	28.30	815520	31.71
04	MW1	1102867	21.50	949460	28.31	893541	31.71
05	MW3	1138164	21.51	916125	28.32	919117	31.72
06	MW4	1003469	21.50	854053	28.32	862209	31.72
07	MW5	1001149	21.50	837940	28.33	818813	31.74
08	MW6	1115606	21.51	963955	28.33	948958	31.73
09	MW8	1062210	21.51	885047	28.33	865101	31.74
10	MW7	1184601	21.57	1029742	28.36	957257	31.75
11	MW2	1111041	21.64	1075393	28.39	956940	31.77

IS1 (DCB) = 1,4-Dichlorobenzene-d4
IS2 (NPT) = Naphthalene-d8
IS3 (ANT) = Acenaphthene-d10
IS4 (PHN) = Phenanthrene-d10
IS5 (CRY) = Chrysene-d12
IS6 (PRY) = Perylene-d12

AREA UPPER LIMIT = +100% of internal standard area
AREA LOWER LIMIT = - 50% of internal standard area
RT UPPER LIMIT = +0.50 minutes of internal standard RT
RT LOWER LIMIT = -0.50 minutes of internal standard RT

Column to be used to flag values outside QC limit with an asterisk.
* Values outside of contract required QC limits

SV-20

8B

SEMIVOLATILE INTERNAL STANDARD AREA AND RT SUMMARY

Lab Name: ACCREDITED ANALYTICAL RESO Contract: _____

Lab Code: _____ Case No.: 2946 SAS No.: _____ SDG No.: _____

Lab File ID (Standard): E2429.D Date Analyzed: 8/4/06

Instrument ID: HP5971E Time Analyzed: 14:02

		IS1(DCB)		IS2(NPT)		IS3(ANT)	
		AREA #	RT #	AREA #	RT #	AREA #	RT #
	12 HOUR STD	332684	10.23	1524944	13.46	858662	17.99
	UPPER LIMIT	665368	10.73	3049888	13.96	1717324	18.49
	LOWER LIMIT	166342	9.73	762472	12.96	429331	17.49
	EPA SAMPLE NO.						
01	MW9	215493	10.22	957811	13.43	461245	17.96
02	MW10	193126	10.21	838913	13.44	416357 *	17.96
03	MW11	180084	10.25	771352	13.49	402928 *	17.99
04	MW12	154649 *	10.30	644066 *	13.57	421786 *	18.01
05	MW13	169633	10.32	763666	13.57	395851 *	18.02

IS1 (DCB) = 1,4-Dichlorobenzene-d4
IS2 (NPT) = Naphthalene-d8
IS3 (ANT) = Acenaphthene-d10
IS4 (PHN) = Phenanthrene-d10
IS5 (CRY) = Chrysene-d12
IS6 (PRY) = Perylene-d12

AREA UPPER LIMIT = +100% of internal standard area
AREA LOWER LIMIT = - 50% of internal standard area
RT UPPER LIMIT = +0.50 minutes of internal standard RT
RT LOWER LIMIT = -0.50 minutes of internal standard RT

Column to be used to flag values outside QC limit with an asterisk.
* Values outside of contract required QC limits

SV-21

8C

SEMIVOLATILE INTERNAL STANDARD AREA AND RT SUMMARY

Lab Name: ACCREDITED ANALYTICAL RESO Contract: _____

Lab Code: _____ Case No.: 2946 SAS No.: _____ SDG No.: _____

Lab File ID (Standard): E2429.D Date Analyzed: 08/04/06

Instrument ID: HP5971E Time Analyzed: 14:02

		IS4(PHN)		IS5(CRY)		IS6(PRY)	
		AREA #	RT #	AREA #	RT #	AREA #	RT #
	12 HOUR STD	1348753	21.74	1044001	28.55	909330	31.93
	UPPER LIMIT	2697506	21.24	2088002	28.05	1818660	31.43
	LOWER LIMIT	674377	22.24	522001	29.05	454665	32.43
	EPA SAMPLE NO.						
01	MW9	670270 *	21.71	441651 *	28.51	337586 *	31.89
02	MW10	617600 *	21.72	402426 *	28.51	300427 *	31.89
03	MW11	663987 *	21.73	427356 *	28.52	292869 *	31.90
04	MW12	653115 *	21.74	429238 *	28.50	287863 *	31.89
05	MW13	696310	21.74	467344 *	28.51	311716 *	31.89

IS1 (DCB) = 1,4-Dichlorobenzene-d4
IS2 (NPT) = Naphthalene-d8
IS3 (ANT) = Acenaphthene-d10
IS4 (PHN) = Phenanthrene-d10
IS5 (CRY) = Chrysene-d12
IS6 (PRY) = Perylene-d12

AREA UPPER LIMIT = +100% of internal standard area
AREA LOWER LIMIT = - 50% of internal standard area
RT UPPER LIMIT = +0.50 minutes of internal standard RT
RT LOWER LIMIT = -0.50 minutes of internal standard RT

Column to be used to flag values outside QC limit with an asterisk.
* Values outside of contract required QC limits

SV-22

8B

SEMIVOLATILE INTERNAL STANDARD AREA AND RT SUMMARY

Lab Name: ACCREDITED ANALYTICAL RESO Contract: _____

Lab Code: _____ Case No.: 2946 SAS No.: _____ SDG No.: _____

Lab File ID (Standard): E2455.D Date Analyzed: 8/7/06

Instrument ID: HP5971E Time Analyzed: 16:28

		IS1(DCB)		IS2(NPT)		IS3(ANT)	
		AREA #	RT #	AREA #	RT #	AREA #	RT #
	12 HOUR STD	372150	10.24	1710008	13.47	989123	18.00
	UPPER LIMIT	744300	10.74	3420016	13.97	1978246	18.50
	LOWER LIMIT	186075	9.74	855004	12.97	494562	17.50
	EPA SAMPLE NO.						
01	MW7DL	190552	10.24	878974	13.45	497167	17.98
02	MW15	267344	10.23	1200825	13.45	628579	17.98
03	MW16	259988	10.23	1200123	13.44	641102	17.97
04	MW17	257323	10.23	1123225	13.46	593776	18.00
05	MW14	177196 *	10.55	803101 *	13.68	540629	18.07
06	MW11DL	223291	10.23	1018720	13.45	552484	17.98
07	MW13DL	216963	10.23	989386	13.45	547626	17.98

IS1 (DCB) = 1,4-Dichlorobenzene-d4
IS2 (NPT) = Naphthalene-d8
IS3 (ANT) = Acenaphthene-d10
IS4 (PHN) = Phenanthrene-d10
IS5 (CRY) = Chrysene-d12
IS6 (PRY) = Perylene-d12

AREA UPPER LIMIT = +100% of internal standard area
AREA LOWER LIMIT = - 50% of internal standard area
RT UPPER LIMIT = +0.50 minutes of internal standard RT
RT LOWER LIMIT = -0.50 minutes of internal standard RT

Column to be used to flag values outside QC limit with an asterisk.
* Values outside of contract required QC limits

SV-23

8C

SEMIVOLATILE INTERNAL STANDARD AREA AND RT SUMMARY

Lab Name: ACCREDITED ANALYTICAL RESO Contract:

Lab Code: Case No.: 2946 SAS No.: SDG No.:

Lab File ID (Standard): E2455.D Date Analyzed: 08/07/06

Instrument ID: HP5971E Time Analyzed: 16:28

		IS4(PHN)		IS5(CRY)		IS6(PRY)	
		AREA #	RT #	AREA #	RT #	AREA #	RT #
	12 HOUR STD	1557182	21.75	1243737	28.57	1163825	31.96
	UPPER LIMIT	3114364	21.25	2487474	28.07	2327650	31.46
	LOWER LIMIT	778591	22.25	621869	29.07	581913	32.46
	EPA SAMPLE NO.						
01	MW7DL	690273 *	21.73	548973 *	28.51	503597 *	31.89
02	MW15	926177	21.73	682122	28.53	603043	31.91
03	MW16	894001	21.72	601999 *	28.53	484516 *	31.92
04	MW17	875135	21.75	684295	28.54	583605	31.92
05	MW14	862011	21.81	638747	28.56	382083 *	31.94
06	MW11DL	845998	21.73	589301 *	28.52	433581 *	31.91
07	MW13DL	848870	21.72	659270	28.51	523936 *	31.89

IS1 (DCB) = 1,4-Dichlorobenzene-d4
IS2 (NPT) = Naphthalene-d8
IS3 (ANT) = Acenaphthene-d10
IS4 (PHN) = Phenanthrene-d10
IS5 (CRY) = Chrysene-d12
IS6 (PRY) = Perylene-d12

AREA UPPER LIMIT = +100% of internal standard area
AREA LOWER LIMIT = - 50% of internal standard area
RT UPPER LIMIT = +0.50 minutes of internal standard RT
RT LOWER LIMIT = -0.50 minutes of internal standard RT

Column to be used to flag values outside QC limit with an asterisk.
* Values outside of contract required QC limits

SV-24

8B

SEMIVOLATILE INTERNAL STANDARD AREA AND RT SUMMARY

Lab Name: ACCREDITED ANALYTICAL RESO Contract: _____

Lab Code: _____ Case No.: 2946 SAS No.: _____ SDG No.: _____

Lab File ID (Standard): E2480.D Date Analyzed: 8/9/06

Instrument ID: HP5971E Time Analyzed: 13:51

		IS1(DCB)		IS2(NPT)		IS3(ANT)	
		AREA #	RT #	AREA #	RT #	AREA #	RT #
	12 HOUR STD	333567	10.36	1539806	13.58	847785	18.12
	UPPER LIMIT	667134	10.86	3079612	14.08	1695570	18.62
	LOWER LIMIT	166784	9.86	769903	13.08	423893	17.62
	EPA SAMPLE NO.						
01	MW12DL	253514	10.36	1105493	13.58	633825	18.11
02	MW14DL	217626	10.38	959179	13.59	548958	18.11
03	MW9DL	261986	10.35	1210921	13.57	624417	18.10
04	MW10DL	263283	10.35	1239020	13.57	635019	18.10
05	MW16DL	283698	10.35	1303382	13.57	702206	18.10

IS1 (DCB) = 1,4-Dichlorobenzene-d4
IS2 (NPT) = Naphthalene-d8
IS3 (ANT) = Acenaphthene-d10
IS4 (PHN) = Phenanthrene-d10
IS5 (CRY) = Chrysene-d12
IS6 (PRY) = Perylene-d12

AREA UPPER LIMIT = +100% of internal standard area
AREA LOWER LIMIT = - 50% of internal standard area
RT UPPER LIMIT = +0.50 minutes of internal standard RT
RT LOWER LIMIT = -0.50 minutes of internal standard RT

Column to be used to flag values outside QC limit with an asterisk.
* Values outside of contract required QC limits

SV-25

8C

SEMIVOLATILE INTERNAL STANDARD AREA AND RT SUMMARY

Lab Name: ACCREDITED ANALYTICAL RESO Contract: _____

Lab Code: _____ Case No.: 2946 SAS No.: _____ SDG No.: _____

Lab File ID (Standard): E2480.D Date Analyzed: 08/09/06

Instrument ID: HP5971E Time Analyzed: 13:51

	IS4(PHN)			IS5(CRY)			IS6(PRY)		
	AREA	#	RT	#	AREA	#	RT	#	AREA	#	RT	#
12 HOUR STD	1342054		21.88		1082066		28.69		1009969		32.09	
UPPER LIMIT	2684108		21.38		2164132		28.19		2019938		31.59	
LOWER LIMIT	671027		22.38		541033		29.19		504985		32.59	
EPA SAMPLE NO.												
01 MW12DL	1003870		21.85		787701		28.65		751014		32.04	
02 MW14DL	855824		21.86		700065		28.65		660894		32.06	
03 MW9DL	909098		21.85		685608		28.65		631280		32.05	
04 MW10DL	937829		21.85		705737		28.65		663111		32.06	
05 MW16DL	1027575		21.85		761610		28.66		714918		32.05	

IS1 (DCB) = 1,4-Dichlorobenzene-d4
IS2 (NPT) = Naphthalene-d8
IS3 (ANT) = Acenaphthene-d10
IS4 (PHN) = Phenanthrene-d10
IS5 (CRY) = Chrysene-d12
IS6 (PRY) = Perylene-d12

AREA UPPER LIMIT = +100% of internal standard area
AREA LOWER LIMIT = - 50% of internal standard area
RT UPPER LIMIT = +0.50 minutes of internal standard RT
RT LOWER LIMIT = -0.50 minutes of internal standard RT

Column to be used to flag values outside QC limit with an asterisk.
* Values outside of contract required QC limits

SV-26

8B

SEMIVOLATILE INTERNAL STANDARD AREA AND RT SUMMARY

Lab Name: ACCREDITED ANALYTICAL RESO Contract: _____

Lab Code: _____ Case No.: 2946 SAS No.: _____ SDG No.: _____

Lab File ID (Standard): F5962.D Date Analyzed: 8/9/2006

Instrument ID: HP5971AF Time Analyzed: 14:46

		IS1(DCB)		IS2(NPT)		IS3(ANT)	
		AREA #	RT #	AREA #	RT #	AREA #	RT #
	12 HOUR STD	395475	9.98	1589157	13.20	819527	17.73
	UPPER LIMIT	790950	10.48	3178314	13.70	1639054	18.23
	LOWER LIMIT	197738	9.48	794579	12.70	409764	17.23
	EPA SAMPLE NO.						
01	SBLK69	303438	9.96	1147018	13.17	569340	17.70
02	SBLK69MS	267396	9.97	1062436	13.18	568044	17.70
03	SBLK69MSD	295135	9.97	1163651	13.19	582582	17.70

IS1 (DCB) = 1,4-Dichlorobenzene-d4
IS2 (NPT) = Naphthalene-d8
IS3 (ANT) = Acenaphthene-d10
IS4 (PHN) = Phenanthrene-d10
IS5 (CRY) = Chrysene-d12
IS6 (PRY) = Perylene-d12

AREA UPPER LIMIT = +100% of internal standard area
AREA LOWER LIMIT = - 50% of internal standard area
RT UPPER LIMIT = +0.50 minutes of internal standard RT
RT LOWER LIMIT = -0.50 minutes of internal standard RT

Column to be used to flag values outside QC limit with an asterisk.
* Values outside of contract required QC limits

SV-07

8C

SEMIVOLATILE INTERNAL STANDARD AREA AND RT SUMMARY

Lab Name: ACCREDITED ANALYTICAL RESO Contract: _____

Lab Code: _____ Case No.: 2946 SAS No.: _____ SDG No.: _____

Lab File ID (Standard): F5962.D Date Analyzed: 08/09/06

Instrument ID: HP5971AF Time Analyzed: 14:46

		IS4(PHN)		IS5(CRY)		IS6(PRY)	
		AREA #	RT #	AREA #	RT #	AREA #	RT #
	12 HOUR STD	1175987	21.48	946786	28.29	845459	31.69
	UPPER LIMIT	2351974	20.98	1893572	27.79	1690918	31.19
	LOWER LIMIT	587994	21.98	473393	28.79	422730	32.19
	EPA SAMPLE NO.						
01	SBLK69	782042	21.45	654748	28.26	588656	31.66
02	SBLK69MS	816024	21.46	669369	28.26	625103	31.67
03	SBLK69MSD	792667	21.46	651954	28.26	588311	31.67

IS1 (DCB) = 1,4-Dichlorobenzene-d4
IS2 (NPT) = Naphthalene-d8
IS3 (ANT) = Acenaphthene-d10
IS4 (PHN) = Phenanthrene-d10
IS5 (CRY) = Chrysene-d12
IS6 (PRY) = Perylene-d12

AREA UPPER LIMIT = +100% of internal standard area
AREA LOWER LIMIT = - 50% of internal standard area
RT UPPER LIMIT = +0.50 minutes of internal standard RT
RT LOWER LIMIT = -0.50 minutes of internal standard RT

Column to be used to flag values outside QC limit with an asterisk.
* Values outside of contract required QC limits

SV-28

8B

SEMIVOLATILE INTERNAL STANDARD AREA AND RT SUMMARY

Lab Name: ACCREDITED ANALYTICAL RESO Contract: _____

Lab Code: _____ Case No.: 2946 SAS No.: _____ SDG No.: _____

Lab File ID (Standard): F5973.D Date Analyzed: 8/10/2006

Instrument ID: HP5971AF Time Analyzed: 9:42

	IS1(DCB)		IS2(NPT)		IS3(ANT)	
	AREA #	RT #	AREA #	RT #	AREA #	RT #
12 HOUR STD	386212	9.99	1483954	13.22	721906	17.73
UPPER LIMIT	772424	10.49	2967908	13.72	1443812	18.23
LOWER LIMIT	193106	9.49	741977	12.72	360953	17.23
EPA SAMPLE NO.						
01 FIELDBLANK	310336	9.98	1209554	13.19	627049	17.72

IS1 (DCB) = 1,4-Dichlorobenzene-d4
IS2 (NPT) = Naphthalene-d8
IS3 (ANT) = Acenaphthene-d10
IS4 (PHN) = Phenanthrene-d10
IS5 (CRY) = Chrysene-d12
IS6 (PRY) = Perylene-d12

AREA UPPER LIMIT = +100% of internal standard area
AREA LOWER LIMIT = - 50% of internal standard area
RT UPPER LIMIT = +0.50 minutes of internal standard RT
RT LOWER LIMIT = -0.50 minutes of internal standard RT

Column to be used to flag values outside QC limit with an asterisk.
* Values outside of contract required QC limits

SV-29

8C

SEMIVOLATILE INTERNAL STANDARD AREA AND RT SUMMARY

Lab Name: ACCREDITED ANALYTICAL RESO Contract: _____

Lab Code: _____ Case No.: 2946 SAS No.: _____ SDG No.: _____

Lab File ID (Standard): F5973.D Date Analyzed: 08/10/06

Instrument ID: HP5971AF Time Analyzed: 09:42

	IS4(PHN)		IS5(CRY)		IS6(PRY)	
	AREA #	RT #	AREA #	RT #	AREA #	RT #
12 HOUR STD	979690	21.48	773866	28.31	688238	31.71
UPPER LIMIT	1959380	20.98	1547732	27.81	1376476	31.21
LOWER LIMIT	489845	21.98	386933	28.81	344119	32.21
EPA SAMPLE NO.						
01 FIELDBLANK	893220	21.47	729375	28.27	710278	31.68

IS1 (DCB) = 1,4-Dichlorobenzene-d4
IS2 (NPT) = Naphthalene-d8
IS3 (ANT) = Acenaphthene-d10
IS4 (PHN) = Phenanthrene-d10
IS5 (CRY) = Chrysene-d12
IS6 (PRY) = Perylene-d12

AREA UPPER LIMIT = +100% of internal standard area
AREA LOWER LIMIT = - 50% of internal standard area
RT UPPER LIMIT = +0.50 minutes of internal standard RT
RT LOWER LIMIT = -0.50 minutes of internal standard RT

Column to be used to flag values outside QC limit with an asterisk.
* Values outside of contract required QC limits

SV-30

8B

SEMIVOLATILE INTERNAL STANDARD AREA AND RT SUMMARY

Lab Name: ACCREDITED ANALYTICAL RESO Contract:

Lab Code: Case No.: 2946 SAS No.: SDG No.:

Lab File ID (Standard): E2496.D Date Analyzed: 8/10/06

Instrument ID: HP5971E Time Analyzed: 13:06

		IS1(DCB)		IS2(NPT)		IS3(ANT)	
		AREA #	RT #	AREA #	RT #	AREA #	RT #
	12 HOUR STD	287676	10.31	1358488	13.53	753570	18.08
	UPPER LIMIT	575352	10.81	2716976	14.03	1507140	18.58
	LOWER LIMIT	143838	9.81	679244	13.03	376785	17.58
	EPA SAMPLE NO.						
01	SBLK69	217128	10.30	999900	13.52	540130	18.05
02	SBLK68	217647	10.30	1029128	13.52	552469	18.06

IS1 (DCB) = 1,4-Dichlorobenzene-d4
IS2 (NPT) = Naphthalene-d8
IS3 (ANT) = Acenaphthene-d10
IS4 (PHN) = Phenanthrene-d10
IS5 (CRY) = Chrysene-d12
IS6 (PRY) = Perylene-d12

AREA UPPER LIMIT = +100% of internal standard area
AREA LOWER LIMIT = - 50% of internal standard area
RT UPPER LIMIT = +0.50 minutes of internal standard RT
RT LOWER LIMIT = -0.50 minutes of internal standard RT

Column to be used to flag values outside QC limit with an asterisk.
* Values outside of contract required QC limits

SV-31

8C

SEMIVOLATILE INTERNAL STANDARD AREA AND RT SUMMARY

Lab Name: ACCREDITED ANALYTICAL RESO Contract: _____

Lab Code: _____ Case No.: 2946 SAS No.: _____ SDG No.: _____

Lab File ID (Standard): E2496.D Date Analyzed: 08/10/06

Instrument ID: HP5971E Time Analyzed: 13:06

		IS4(PHN)		IS5(CRY)		IS6(PRY)	
		AREA #	RT #	AREA #	RT #	AREA #	RT #
	12 HOUR STD	1160264	21.82	872095	28.65	791962	32.04
	UPPER LIMIT	2320528	21.32	1744190	28.15	1583924	31.54
	LOWER LIMIT	580132	22.32	436048	29.15	395981	32.54
	EPA SAMPLE NO.						
01	SBLK69	790971	21.80	587649	28.60	477937	31.99
02	SBLK68	817851	21.81	624173	28.61	510460	32.00

IS1 (DCB) = 1,4-Dichlorobenzene-d4
IS2 (NPT) = Naphthalene-d8
IS3 (ANT) = Acenaphthene-d10
IS4 (PHN) = Phenanthrene-d10
IS5 (CRY) = Chrysene-d12
IS6 (PRY) = Perylene-d12

AREA UPPER LIMIT = +100% of internal standard area
AREA LOWER LIMIT = - 50% of internal standard area
RT UPPER LIMIT = +0.50 minutes of internal standard RT
RT LOWER LIMIT = -0.50 minutes of internal standard RT

Column to be used to flag values outside QC limit with an asterisk.
* Values outside of contract required QC limits

SV-32

Accredited Analytical Resources
GC/MS-SEMI-VOA INSTRUMENT DETECTION LIMITS (IDL)

Instrument ID: HP5971E
Date Analyzed: 08/26/05
Analyst: D. Miguel
Method: 8270

ANALYTES	REP 1	REP 2	REP 3	AVERAGE	STD DEV	IDL
N-Nitrosodimethylamine	3.24	3.17	2.86	3.09	0.20	**1.41**
Aniline	3.34	3.35	3.06	3.25	0.16	**1.15**
Phenol	3.11	2.97	2.76	2.95	0.18	**1.23**
bis (2-Chloroethyl) ether	3.89	3.83	3.54	3.75	0.19	**1.30**
2-Chlorophenol	3.42	3.4	3.1	3.31	0.18	**1.25**
1,3-Dichlorobenzene	3.19	3.19	3.1	3.16	0.05	**0.36**
1,4-Dichlorobenzene	3.29	3.22	2.99	3.17	0.16	**1.09**
Benzyl Alcohol	3.29	3.25	3.01	3.18	0.15	**1.05**
1,2-Dichlorobenzene	3.23	3.29	3.15	3.22	0.07	**0.49**
2-Methylphenol	3.63	3.47	3.23	3.44	0.20	**1.40**
bis (2-chloroisopropyl)ether	4.1	4.14	3.84	4.03	0.16	**1.13**
3&4-Methylphenol	3.42	3.39	3.26	3.36	0.09	**0.59**
N-nitroso-di-n-propylamine	3.89	3.94	3.67	3.83	0.14	**1.00**
Hexachloroethane	3.01	3.02	2.99	3.01	0.02	**0.11**
Nitrobenzene	3.66	3.63	3.34	3.54	0.18	**1.23**
Isophrone	3.64	3.67	3.45	3.59	0.12	**0.83**
2-Nitrophenol	3.1	3.06	2.75	2.97	0.19	**1.33**
2,4-Dimethylphenol	3.42	3.32	3.09	3.28	0.17	**1.18**
Benzoic Acid	5.39	3.84	3.31	4.18	1.08	**7.53**
bis (2-Chloroethoxy)methane	3.85	3.87	3.57	3.76	0.17	**1.17**
2,4-Dichlorophenol	3.31	3.17	2.98	3.15	0.17	**1.15**
1,2,4-Trichlorobenzene	3.28	3.16	3.17	3.20	0.07	**0.46**
Naphthalene	1.64	1.47	1.65	1.59	0.10	**0.70**
4-Chloroaniline	3.49	3.51	3.29	3.43	0.12	**0.85**
Hexachlorobutadiene	2.95	2.93	3.02	2.97	0.05	**0.33**
4-Chloro-3-methylphenol	3.44	3.4	3.37	3.40	0.04	**0.24**
2-Methylnaphthalene	3.71	3.71	3.52	3.65	0.11	**0.76**
Hexachlorocyclopentadiene	2.27	2.19	2.14	2.20	0.07	**0.46**
2,4,6-Trichlorophenol	3.36	3.28	3.13	3.26	0.12	**0.81**
2,4,5-Trichlorophenol	3.37	3.26	3.12	3.25	0.13	**0.87**
2-Chloronaphthalene	3.82	3.69	3.56	3.69	0.13	**0.91**
2-Nitroaniline	3.47	3.38	3.36	3.40	0.06	**0.41**
Dimethylphthalate	4.29	4.22	4.15	4.22	0.07	**0.49**
Acenaphthylene	1.79	1.65	1.85	1.76	0.10	**0.71**
3-Nitroaniline	3.92	3.8	3.67	3.80	0.13	**0.87**
Acenaphthene	1.66	1.52	1.74	1.64	0.11	**0.78**
2,4-Dinitrophenol	0.5	0.52	0.52	0.51	0.01	**0.08**
4-Nitrophenol	2.4	2.33	2.34	2.36	0.04	**0.26**
Dibenzofuran	3.88	3.75	3.67	3.77	0.11	**0.74**
2,6-Dinitrotoluene	3.58	3.47	3.42	3.49	0.08	**0.57**
2,4-Dinitrotoluene	3.28	3.19	3.21	3.23	0.05	**0.33**
Diethylphthalate	4.69	4.51	4.58	4.59	0.09	**0.63**

SV-33

4-Chlorophenyl-phenylether	4.19	4.08	4.13	4.13	0.06	**0.38**
Fluorene	1.67	1.61	1.73	1.67	0.06	**0.42**
4-Nitroaniline	3.98	3.88	3.89	3.92	0.06	**0.38**
4,6-Dinitro-2-methylphenol	1.65	1.72	1.6	1.66	0.06	**0.42**
Carbazole	4.68	4.47	4.51	4.55	0.11	**0.78**
n-Nitrosodiphenylamine	4.44	4.31	4.26	4.34	0.09	**0.65**
1,2-Diphenylhdrazine	4.61	4.56	4.43	4.53	0.09	**0.65**
Azobenzene	4.6	4.55	4.42	4.52	0.09	**0.65**
4-Bromophenyl-phenylether	3.91	3.76	3.69	3.79	0.11	**0.78**
Hexachlorobenzene	3.72	3.7	3.61	3.68	0.06	**0.41**
Pentachloropenol	1.23	1.32	1.29	1.28	0.05	**0.32**
Phenanthrene	1.81	1.78	1.85	1.81	0.04	**0.24**
Anthracene	1.89	1.87	1.93	1.90	0.03	**0.21**
Di-n-butylphthalate	4.82	4.49	4.54	4.62	0.18	**1.24**
Fluoranthene	2.17	2.22	2.25	2.21	0.04	**0.28**
Benzidine	17.15	17.41	15.96	16.84	0.77	**5.38**
Pyrene	2.12	2.08	2.13	2.11	0.03	**0.18**
Butylbenzylphthalate	4.37	4.18	4.3	4.28	0.10	**0.67**
3,3'-Dichlorobenzidine	24.87	22.01	22.09	22.99	1.63	**11.34**
Benzo [a] anthracene	2.1	2.27	2.22	2.20	0.09	**0.61**
bis (2-Ethylhexyl)phthalate	5.62	5.3	5.43	5.45	0.16	**1.12**
Chrysene	1.89	1.91	1.92	1.91	0.02	**0.11**
Di-n-octylphthalate	3.71	3.57	3.57	3.62	0.08	**0.56**
Benzo [b] fluoroanthene	1.75	1.79	1.89	1.81	0.07	**0.50**
Benzo [k] fluoroanthene	2.37	2.36	2.32	2.35	0.03	**0.18**
Benzo [a] pyrene	2.01	2.04	2.03	2.03	0.02	**0.11**
Indeno [1,2,3-cd] pyrene	2.12	2.25	2.24	2.20	0.07	**0.50**
Dibenz [g,h,l]perylene	1.9	2.01	1.98	1.96	0.06	**0.40**
Dibenz [g,h,l]perylene	2.51	2.52	2.46	2.50	0.03	**0.22**

SV-34

1B

SEMIVOLATILE ORGANICS ANALYSIS DATA SHEET

EPA SAMPLE NO.

MW1

Lab Name: ACCREDITED ANALYTICAL RESO Contract: _____

Lab Code: _____ Case No.: 2946 SAS No.: _____ SDG No.: _____

Matrix: (soil/water) WATER Lab Sample ID: 0607263

Sample wt/vol: 1000 (g/ml) ML Lab File ID: F5926.D

Level: (low/med) LOW Date Received: _____

% Moisture: _____ decanted:(Y/N) N Date Extracted: 8/3/2006

Concentrated Extract Volume: 500 (uL) Date Analyzed: 8/4/2006

Injection Volume: 1.0 (uL) Dilution Factor: 1.0

GPC Cleanup: (Y/N) N pH: _____

CONCENTRATION UNITS:

CAS NO.	COMPOUND	(ug/L or ug/Kg) UG/L	Q
000062-75-9	N-Nitrosodimethylamine	5	U
108-95-2	Phenol	5	U
111-44-4	bis(2-Chloroethyl)ether	5	U
95-57-8	2-Chlorophenol	5	U
541-73-1	1,3-Dichlorobenzene	5	U
106-46-7	1,4-Dichlorobenzene	5	U
100-51-6	Benzyl alcohol	5	U
95-50-1	1,2-Dichlorobenzene	5	U
95-48-7	2-Methylphenol	5	U
108-60-1	bis(2-chloroisopropyl)ether	5	U
106-44-5	3&4-Methylphenol	5	U
621-64-7	N-Nitroso-di-n-propylamine	5	U
67-72-1	Hexachloroethane	5	U
98-95-3	Nitrobenzene	5	U
78-59-1	Isophorone	5	U
88-75-5	2-Nitrophenol	5	U
105-67-9	2,4-Dimethylphenol	5	U
000065-85-0	Benzoic Acid	25	U
111-91-1	bis(2-Chloroethoxy)methane	5	U
120-83-2	2,4-Dichlorophenol	5	U
120-82-1	1,2,4-Trichlorobenzene	5	U
91-20-3	Naphthalene	5	U
106-47-8	4-Chloroaniline	5	U
87-68-3	Hexachlorobutadiene	5	U
59-50-7	4-Chloro-3-methylphenol	5	U
91-57-6	2-Methylnaphthalene	5	U
77-47-4	Hexachlorocyclopentadiene	5	U
88-06-2	2,4,6-Trichlorophenol	5	U
95-95-4	2,4,5-Trichlorophenol	5	U
91-58-7	2-Chloronaphthalene	5	U
88-74-4	2-Nitroaniline	5	U
131-11-3	Dimethylphthalate	5	U
208-96-8	Acenaphthylene	5	U
99-09-2	3-Nitroaniline	5	U
83-32-9	Acenaphthene	5	U
51-28-5	2,4-Dinitrophenol	5	U
100-02-7	4-Nitrophenol	5	U

SV-35

1C

SEMIVOLATILE ORGANICS ANALYSIS DATA SHEET

EPA SAMPLE NO.

MW1

Lab Name: ACCREDITED ANALYTICAL RESO Contract: _____

Lab Code: _____ Case No.: 2946 SAS No.: _____ SDG No.: _____

Matrix: (soil/water) WATER Lab Sample ID: 0607263

Sample wt/vol: 1000 (g/ml) ML Lab File ID: F5926.D

Level: (low/med) LOW Date Received: _____

% Moisture: _____ decanted:(Y/N) N Date Extracted: 8/3/2006

Concentrated Extract Volume: 500 (uL) Date Analyzed: 8/4/2006

Injection Volume: 1.0 (uL) Dilution Factor: 1.0

GPC Cleanup: (Y/N) N pH: _____

CONCENTRATION UNITS:

CAS NO.	COMPOUND	(ug/L or ug/Kg) UG/L	Q
132-64-9	Dibenzofuran	5	U
606-20-2	2,6-Dinitrotoluene	5	U
121-14-2	2,4-Dinitrotoluene	5	U
84-66-2	Diethylphthalate	5	U
7005-72-3	4-Chlorophenyl-phenylether	5	U
86-73-7	Fluorene	5	U
100-01-6	4-Nitroaniline	5	U
534-52-1	4,6-Dinitro-2-methylphenol	5	U
86-30-6	n-Nitrosodiphenylamine	5	U
101-55-3	4-Bromophenyl-phenylether	5	U
118-74-1	Hexachlorobenzene	5	U
87-86-5	Pentachlorophenol	5	U
85-01-8	Phenanthrene	5	U
120-12-7	Anthracene	5	U
84-74-2	Di-n-butylphthalate	5	U
206-44-0	Fluoranthene	5	U
129-00-0	Pyrene	5	U
85-68-7	Butylbenzylphthalate	5	U
91-94-1	3,3'-Dichlorobenzidine	5	U
56-55-3	Benzo[a]anthracene	5	U
117-81-7	bis(2-Ethylhexyl)phthalate	5	U
218-01-9	Chrysene	5	U
117-84-0	Di-n-octylphthalate	5	U
205-99-2	Benzo[b]fluoranthene	5	U
207-08-9	Benzo[k]fluoranthene	5	U
50-32-8	Benzo[a]pyrene	5	U
193-39-5	Indeno[1,2,3-cd]pyrene	5	U
53-70-3	Dibenz[a,h]anthracene	5	U
191-24-2	Benzo[g,h,i]perylene	5	U

SV-36

1B

SEMIVOLATILE ORGANICS ANALYSIS DATA SHEET

EPA SAMPLE NO.

MW2

Lab Name: ACCREDITED ANALYTICAL RESO Contract: _____

Lab Code: _____ Case No.: 2946 SAS No.: _____ SDG No.: _____

Matrix: (soil/water) WATER Lab Sample ID: 0607264

Sample wt/vol: 980 (g/ml) ML Lab File ID: F5933.D

Level: (low/med) LOW Date Received: _____

% Moisture: _____ decanted:(Y/N) N Date Extracted: 8/3/2006

Concentrated Extract Volume: 500 (uL) Date Analyzed: 8/4/2006

Injection Volume: 1.0 (uL) Dilution Factor: 1.0

GPC Cleanup: (Y/N) N pH: _____

CONCENTRATION UNITS:

CAS NO.	COMPOUND	(ug/L or ug/Kg) UG/L	Q
000062-75-9	N-Nitrosodimethylamine	5	U
108-95-2	Phenol	5	U
111-44-4	bis(2-Chloroethyl)ether	5	U
95-57-8	2-Chlorophenol	5	U
541-73-1	1,3-Dichlorobenzene	5	U
106-46-7	1,4-Dichlorobenzene	5	U
100-51-6	Benzyl alcohol	5	U
95-50-1	1,2-Dichlorobenzene	5	U
95-48-7	2-Methylphenol	3	J
108-60-1	bis(2-chloroisopropyl)ether	5	U
106-44-5	3&4-Methylphenol	3	J
621-64-7	N-Nitroso-di-n-propylamine	5	U
67-72-1	Hexachloroethane	5	U
98-95-3	Nitrobenzene	5	U
78-59-1	Isophorone	5	U
88-75-5	2-Nitrophenol	5	U
105-67-9	2,4-Dimethylphenol	12	
000065-85-0	Benzoic Acid	26	U
111-91-1	bis(2-Chloroethoxy)methane	5	U
120-83-2	2,4-Dichlorophenol	5	U
120-82-1	1,2,4-Trichlorobenzene	5	U
91-20-3	Naphthalene	20	
106-47-8	4-Chloroaniline	5	U
87-68-3	Hexachlorobutadiene	5	U
59-50-7	4-Chloro-3-methylphenol	5	U
91-57-6	2-Methylnaphthalene	17	
77-47-4	Hexachlorocyclopentadiene	5	U
88-06-2	2,4,6-Trichlorophenol	5	U
95-95-4	2,4,5-Trichlorophenol	5	U
91-58-7	2-Chloronaphthalene	5	U
88-74-4	2-Nitroaniline	5	U
131-11-3	Dimethylphthalate	5	U
208-96-8	Acenaphthylene	5	U
99-09-2	3-Nitroaniline	5	U
83-32-9	Acenaphthene	1.0	J
51-28-5	2,4-Dinitrophenol	5	U
100-02-7	4-Nitrophenol	5	U

SV-30

1C

SEMIVOLATILE ORGANICS ANALYSIS DATA SHEET

EPA SAMPLE NO.

MW2

Lab Name: ACCREDITED ANALYTICAL RESO Contract: _____

Lab Code: _____ Case No.: 2946 SAS No.: _____ SDG No.: _____

Matrix: (soil/water) WATER Lab Sample ID: 0607264

Sample wt/vol: 980 (g/ml) ML Lab File ID: F5933.D

Level: (low/med) LOW Date Received: _____

% Moisture: _____ decanted:(Y/N) N Date Extracted: 8/3/2006

Concentrated Extract Volume: 500 (uL) Date Analyzed: 8/4/2006

Injection Volume: 1.0 (uL) Dilution Factor: 1.0

GPC Cleanup: (Y/N) N pH: _____

CONCENTRATION UNITS:

CAS NO.	COMPOUND	(ug/L or ug/Kg) UG/L	Q
132-64-9	Dibenzofuran	5	U
606-20-2	2,6-Dinitrotoluene	5	U
121-14-2	2,4-Dinitrotoluene	5	U
84-66-2	Diethylphthalate	5	U
7005-72-3	4-Chlorophenyl-phenylether	5	U
86-73-7	Fluorene	2	J
100-01-6	4-Nitroaniline	5	U
534-52-1	4,6-Dinitro-2-methylphenol	5	U
86-30-6	n-Nitrosodiphenylamine	5	U
101-55-3	4-Bromophenyl-phenylether	5	U
118-74-1	Hexachlorobenzene	5	U
87-86-5	Pentachlorophenol	5	U
85-01-8	Phenanthrene	2	J
120-12-7	Anthracene	5	U
84-74-2	Di-n-butylphthalate	13	
206-44-0	Fluoranthene	5	U
129-00-0	Pyrene	1	J
85-68-7	Butylbenzylphthalate	5	U
91-94-1	3,3'-Dichlorobenzidine	5	U
56-55-3	Benzo[a]anthracene	5	U
117-81-7	bis(2-Ethylhexyl)phthalate	2	J
218-01-9	Chrysene	5	U
117-84-0	Di-n-octylphthalate	5	U
205-99-2	Benzo[b]fluoranthene	5	U
207-08-9	Benzo[k]fluoranthene	5	U
50-32-8	Benzo[a]pyrene	5	U
193-39-5	Indeno[1,2,3-cd]pyrene	5	U
53-70-3	Dibenz[a,h]anthracene	5	U
191-24-2	Benzo[g,h,i]perylene	5	U

SV-38

1B

SEMIVOLATILE ORGANICS ANALYSIS DATA SHEET

EPA SAMPLE NO.

MW3

Lab Name: ACCREDITED ANALYTICAL RESO Contract: _____

Lab Code: _____ Case No.: 2946 SAS No.: _____ SDG No.: _____

Matrix: (soil/water) WATER Lab Sample ID: 0607265

Sample wt/vol: 1000 (g/ml) ML Lab File ID: F5927.D

Level: (low/med) LOW Date Received: _____

% Moisture: _____ decanted:(Y/N) N Date Extracted: 8/3/2006

Concentrated Extract Volume: 500 (uL) Date Analyzed: 8/4/2006

Injection Volume: 1.0 (uL) Dilution Factor: 1.0

GPC Cleanup: (Y/N) N pH: _____

CONCENTRATION UNITS:

CAS NO.	COMPOUND	(ug/L or ug/Kg) UG/L	Q
000062-75-9	N-Nitrosodimethylamine	5	U
108-95-2	Phenol	5	U
111-44-4	bis(2-Chloroethyl)ether	5	U
95-57-8	2-Chlorophenol	5	U
541-73-1	1,3-Dichlorobenzene	5	U
106-46-7	1,4-Dichlorobenzene	5	U
100-51-6	Benzyl alcohol	5	U
95-50-1	1,2-Dichlorobenzene	5	U
95-48-7	2-Methylphenol	5	U
108-60-1	bis(2-chloroisopropyl)ether	5	U
106-44-5	3&4-Methylphenol	5	U
621-64-7	N-Nitroso-di-n-propylamine	5	U
67-72-1	Hexachloroethane	5	U
98-95-3	Nitrobenzene	5	U
78-59-1	Isophorone	5	U
88-75-5	2-Nitrophenol	5	U
105-67-9	2,4-Dimethylphenol	5	U
000065-85-0	Benzoic Acid	25	U
111-91-1	bis(2-Chloroethoxy)methane	5	U
120-83-2	2,4-Dichlorophenol	5	U
120-82-1	1,2,4-Trichlorobenzene	5	U
91-20-3	Naphthalene	5	U
106-47-8	4-Chloroaniline	5	U
87-68-3	Hexachlorobutadiene	5	U
59-50-7	4-Chloro-3-methylphenol	5	U
91-57-6	2-Methylnaphthalene	5	U
77-47-4	Hexachlorocyclopentadiene	5	U
88-06-2	2,4,6-Trichlorophenol	5	U
95-95-4	2,4,5-Trichlorophenol	5	U
91-58-7	2-Chloronaphthalene	5	U
88-74-4	2-Nitroaniline	5	U
131-11-3	Dimethylphthalate	5	U
208-96-8	Acenaphthylene	5	U
99-09-2	3-Nitroaniline	5	U
83-32-9	Acenaphthene	5	U
51-28-5	2,4-Dinitrophenol	5	U
100-02-7	4-Nitrophenol	5	U

SV-39

1C

SEMIVOLATILE ORGANICS ANALYSIS DATA SHEET

EPA SAMPLE NO.

MW3

Lab Name: ACCREDITED ANALYTICAL RESO Contract: _____

Lab Code: _____ Case No.: 2946 SAS No.: _____ SDG No.: _____

Matrix: (soil/water) WATER Lab Sample ID: 0607265

Sample wt/vol: 1000 (g/ml) ML Lab File ID: F5927.D

Level: (low/med) LOW Date Received: _____

% Moisture: _____ decanted:(Y/N) N Date Extracted: 8/3/2006

Concentrated Extract Volume: 500 (uL) Date Analyzed: 8/4/2006

Injection Volume: 1.0 (uL) Dilution Factor: 1.0

GPC Cleanup: (Y/N) N pH: _____

CONCENTRATION UNITS:

CAS NO.	COMPOUND	(ug/L or ug/Kg) UG/L	Q
132-64-9	Dibenzofuran	5	U
606-20-2	2,6-Dinitrotoluene	5	U
121-14-2	2,4-Dinitrotoluene	5	U
84-66-2	Diethylphthalate	5	U
7005-72-3	4-Chlorophenyl-phenylether	5	U
86-73-7	Fluorene	5	U
100-01-6	4-Nitroaniline	5	U
534-52-1	4,6-Dinitro-2-methylphenol	5	U
86-30-6	n-Nitrosodiphenylamine	5	U
101-55-3	4-Bromophenyl-phenylether	5	U
118-74-1	Hexachlorobenzene	5	U
87-86-5	Pentachlorophenol	5	U
85-01-8	Phenanthrene	5	U
120-12-7	Anthracene	5	U
84-74-2	Di-n-butylphthalate	5	U
206-44-0	Fluoranthene	5	U
129-00-0	Pyrene	5	U
85-68-7	Butylbenzylphthalate	5	U
91-94-1	3,3'-Dichlorobenzidine	5	U
56-55-3	Benzo[a]anthracene	5	U
117-81-7	bis(2-Ethylhexyl)phthalate	5	U
218-01-9	Chrysene	5	U
117-84-0	Di-n-octylphthalate	5	U
205-99-2	Benzo[b]fluoranthene	5	U
207-08-9	Benzo[k]fluoranthene	5	U
50-32-8	Benzo[a]pyrene	5	U
193-39-5	Indeno[1,2,3-cd]pyrene	5	U
53-70-3	Dibenz[a,h]anthracene	5	U
191-24-2	Benzo[g,h,i]perylene	5	U

SV-40

1B

SEMIVOLATILE ORGANICS ANALYSIS DATA SHEET

EPA SAMPLE NO.

MW4

Lab Name: ACCREDITED ANALYTICAL RESO Contract: _____

Lab Code: _____ Case No.: 2946 SAS No.: _____ SDG No.: _____

Matrix: (soil/water) WATER Lab Sample ID: 0607266

Sample wt/vol: 750 (g/ml) ML Lab File ID: F5928.D

Level: (low/med) LOW Date Received: _____

% Moisture: _____ decanted:(Y/N) N Date Extracted: 8/3/2006

Concentrated Extract Volume: 500 (uL) Date Analyzed: 8/4/2006

Injection Volume: 1.0 (uL) Dilution Factor: 1.0

GPC Cleanup: (Y/N) N pH: _____

CONCENTRATION UNITS:

CAS NO.	COMPOUND	(ug/L or ug/Kg) UG/L	Q
000062-75-9	N-Nitrosodimethylamine	7	U
108-95-2	Phenol	7	U
111-44-4	bis(2-Chloroethyl)ether	7	U
95-57-8	2-Chlorophenol	7	U
541-73-1	1,3-Dichlorobenzene	7	U
106-46-7	1,4-Dichlorobenzene	7	U
100-51-6	Benzyl alcohol	7	U
95-50-1	1,2-Dichlorobenzene	7	U
95-48-7	2-Methylphenol	7	U
108-60-1	bis(2-chloroisopropyl)ether	7	U
106-44-5	3&4-Methylphenol	7	U
621-64-7	N-Nitroso-di-n-propylamine	7	U
67-72-1	Hexachloroethane	7	U
98-95-3	Nitrobenzene	7	U
78-59-1	Isophorone	7	U
88-75-5	2-Nitrophenol	7	U
105-67-9	2,4-Dimethylphenol	7	U
000065-85-0	Benzoic Acid	33	U
111-91-1	bis(2-Chloroethoxy)methane	7	U
120-83-2	2,4-Dichlorophenol	7	U
120-82-1	1,2,4-Trichlorobenzene	7	U
91-20-3	Naphthalene	7	U
106-47-8	4-Chloroaniline	7	U
87-68-3	Hexachlorobutadiene	7	U
59-50-7	4-Chloro-3-methylphenol	7	U
91-57-6	2-Methylnaphthalene	7	U
77-47-4	Hexachlorocyclopentadiene	7	U
88-06-2	2,4,6-Trichlorophenol	7	U
95-95-4	2,4,5-Trichlorophenol	7	U
91-58-7	2-Chloronaphthalene	7	U
88-74-4	2-Nitroaniline	7	U
131-11-3	Dimethylphthalate	7	U
208-96-8	Acenaphthylene	7	U
99-09-2	3-Nitroaniline	7	U
83-32-9	Acenaphthene	7	U
51-28-5	2,4-Dinitrophenol	7	U
100-02-7	4-Nitrophenol	7	U

SV-01

1C

SEMIVOLATILE ORGANICS ANALYSIS DATA SHEET

EPA SAMPLE NO.

MW4

Lab Name: ACCREDITED ANALYTICAL RESO Contract: _____

Lab Code: _____ Case No.: 2946 SAS No.: _____ SDG No.: _____

Matrix: (soil/water) WATER Lab Sample ID: 0607266

Sample wt/vol: 750 (g/ml) ML Lab File ID: F5928.D

Level: (low/med) LOW Date Received: _____

% Moisture: _____ decanted:(Y/N) N Date Extracted: 8/3/2006

Concentrated Extract Volume: 500 (uL) Date Analyzed: 8/4/2006

Injection Volume: 1.0 (uL) Dilution Factor: 1.0

GPC Cleanup: (Y/N) N pH: _____

CONCENTRATION UNITS:

CAS NO.	COMPOUND	(ug/L or ug/Kg) UG/L	Q
132-64-9	Dibenzofuran	7	U
606-20-2	2,6-Dinitrotoluene	7	U
121-14-2	2,4-Dinitrotoluene	7	U
84-66-2	Diethylphthalate	7	U
7005-72-3	4-Chlorophenyl-phenylether	7	U
86-73-7	Fluorene	0.9	J
100-01-6	4-Nitroaniline	7	U
534-52-1	4,6-Dinitro-2-methylphenol	7	U
86-30-6	n-Nitrosodiphenylamine	7	U
101-55-3	4-Bromophenyl-phenylether	7	U
118-74-1	Hexachlorobenzene	7	U
87-86-5	Pentachlorophenol	7	U
85-01-8	Phenanthrene	0.4	J
120-12-7	Anthracene	7	U
84-74-2	Di-n-butylphthalate	7	U
206-44-0	Fluoranthene	7	U
129-00-0	Pyrene	7	U
85-68-7	Butylbenzylphthalate	2	J
91-94-1	3,3'-Dichlorobenzidine	7	U
56-55-3	Benzo[a]anthracene	7	U
117-81-7	bis(2-Ethylhexyl)phthalate	0.8	J
218-01-9	Chrysene	7	U
117-84-0	Di-n-octylphthalate	7	U
205-99-2	Benzo[b]fluoranthene	7	U
207-08-9	Benzo[k]fluoranthene	7	U
50-32-8	Benzo[a]pyrene	7	U
193-39-5	Indeno[1,2,3-cd]pyrene	7	U
53-70-3	Dibenz[a,h]anthracene	7	U
191-24-2	Benzo[g,h,i]perylene	7	U

SV-42

1B

SEMIVOLATILE ORGANICS ANALYSIS DATA SHEET

EPA SAMPLE NO.

MW5

Lab Name: ACCREDITED ANALYTICAL RESO Contract: _____

Lab Code: _____ Case No.: 2946 SAS No.: _____ SDG No.: _____

Matrix: (soil/water) WATER Lab Sample ID: 0607267

Sample wt/vol: 870 (g/ml) ML Lab File ID: F5929.D

Level: (low/med) LOW Date Received: _____

% Moisture: _____ decanted:(Y/N) N Date Extracted: 8/3/2006

Concentrated Extract Volume: 500 (uL) Date Analyzed: 8/4/2006

Injection Volume: 1.0 (uL) Dilution Factor: 1.0

GPC Cleanup: (Y/N) N pH: _____

CONCENTRATION UNITS:

CAS NO.	COMPOUND	(ug/L or ug/Kg) UG/L	Q
000062-75-9	N-Nitrosodimethylamine	6	U
108-95-2	Phenol	6	U
111-44-4	bis(2-Chloroethyl)ether	6	U
95-57-8	2-Chlorophenol	6	U
541-73-1	1,3-Dichlorobenzene	6	U
106-46-7	1,4-Dichlorobenzene	6	U
100-51-6	Benzyl alcohol	6	U
95-50-1	1,2-Dichlorobenzene	6	U
95-48-7	2-Methylphenol	6	U
108-60-1	bis(2-chloroisopropyl)ether	6	U
106-44-5	3&4-Methylphenol	6	U
621-64-7	N-Nitroso-di-n-propylamine	6	U
67-72-1	Hexachloroethane	6	U
98-95-3	Nitrobenzene	6	U
78-59-1	Isophorone	6	U
88-75-5	2-Nitrophenol	6	U
105-67-9	2,4-Dimethylphenol	6	U
000065-85-0	Benzoic Acid	29	U
111-91-1	bis(2-Chloroethoxy)methane	6	U
120-83-2	2,4-Dichlorophenol	6	U
120-82-1	1,2,4-Trichlorobenzene	6	U
91-20-3	Naphthalene	6	U
106-47-8	4-Chloroaniline	6	U
87-68-3	Hexachlorobutadiene	6	U
59-50-7	4-Chloro-3-methylphenol	6	U
91-57-6	2-Methylnaphthalene	6	U
77-47-4	Hexachlorocyclopentadiene	6	U
88-06-2	2,4,6-Trichlorophenol	6	U
95-95-4	2,4,5-Trichlorophenol	6	U
91-58-7	2-Chloronaphthalene	6	U
88-74-4	2-Nitroaniline	6	U
131-11-3	Dimethylphthalate	6	U
208-96-8	Acenaphthylene	6	U
99-09-2	3-Nitroaniline	6	U
83-32-9	Acenaphthene	6	U
51-28-5	2,4-Dinitrophenol	6	U
100-02-7	4-Nitrophenol	6	U

SV-43

1C

SEMIVOLATILE ORGANICS ANALYSIS DATA SHEET

EPA SAMPLE NO.

MW5

Lab Name: ACCREDITED ANALYTICAL RESO Contract: _____

Lab Code: _____ Case No.: 2946 SAS No.: _____ SDG No.: _____

Matrix: (soil/water) WATER Lab Sample ID: 0607267

Sample wt/vol: 870 (g/ml) ML Lab File ID: F5929.D

Level: (low/med) LOW Date Received: _____

% Moisture: _____ decanted:(Y/N) N Date Extracted: 8/3/2006

Concentrated Extract Volume: 500 (uL) Date Analyzed: 8/4/2006

Injection Volume: 1.0 (uL) Dilution Factor: 1.0

GPC Cleanup: (Y/N) N pH: _____

CONCENTRATION UNITS:

CAS NO.	COMPOUND	(ug/L or ug/Kg) UG/L	Q
132-64-9	Dibenzofuran	6	U
606-20-2	2,6-Dinitrotoluene	6	U
121-14-2	2,4-Dinitrotoluene	6	U
84-66-2	Diethylphthalate	6	U
7005-72-3	4-Chlorophenyl-phenylether	6	U
86-73-7	Fluorene	6	U
100-01-6	4-Nitroaniline	6	U
534-52-1	4,6-Dinitro-2-methylphenol	6	U
86-30-6	n-Nitrosodiphenylamine	6	U
101-55-3	4-Bromophenyl-phenylether	6	U
118-74-1	Hexachlorobenzene	6	U
87-86-5	Pentachlorophenol	6	U
85-01-8	Phenanthrene	6	U
120-12-7	Anthracene	6	U
84-74-2	Di-n-butylphthalate	6	U
206-44-0	Fluoranthene	6	U
129-00-0	Pyrene	6	U
85-68-7	Butylbenzylphthalate	6	U
91-94-1	3,3'-Dichlorobenzidine	6	U
56-55-3	Benzo[a]anthracene	6	U
117-81-7	bis(2-Ethylhexyl)phthalate	6	U
218-01-9	Chrysene	6	U
117-84-0	Di-n-octylphthalate	6	U
205-99-2	Benzo[b]fluoranthene	6	U
207-08-9	Benzo[k]fluoranthene	6	U
50-32-8	Benzo[a]pyrene	6	U
193-39-5	Indeno[1,2,3-cd]pyrene	6	U
53-70-3	Dibenz[a,h]anthracene	6	U
191-24-2	Benzo[g,h,i]perylene	6	U

SV-44

1B

SEMIVOLATILE ORGANICS ANALYSIS DATA SHEET

EPA SAMPLE NO.

MW6

Lab Name: ACCREDITED ANALYTICAL RESO Contract: _____

Lab Code: _____ Case No.: 2946 SAS No.: _____ SDG No.: _____

Matrix: (soil/water) WATER Lab Sample ID: 0607268

Sample wt/vol: 950 (g/ml) ML Lab File ID: F5930.D

Level: (low/med) LOW Date Received: _____

% Moisture: _____ decanted:(Y/N) N Date Extracted: 8/3/2006

Concentrated Extract Volume: 500 (uL) Date Analyzed: 8/4/2006

Injection Volume: 1.0 (uL) Dilution Factor: 1.0

GPC Cleanup: (Y/N) N pH: _____

CONCENTRATION UNITS:

CAS NO.	COMPOUND	(ug/L or ug/Kg) UG/L	Q
000062-75-9	N-Nitrosodimethylamine	5	U
108-95-2	Phenol	5	U
111-44-4	bis(2-Chloroethyl)ether	5	U
95-57-8	2-Chlorophenol	5	U
541-73-1	1,3-Dichlorobenzene	5	U
106-46-7	1,4-Dichlorobenzene	5	U
100-51-6	Benzyl alcohol	5	U
95-50-1	1,2-Dichlorobenzene	5	U
95-48-7	2-Methylphenol	5	U
108-60-1	bis(2-chloroisopropyl)ether	5	U
106-44-5	3&4-Methylphenol	5	U
621-64-7	N-Nitroso-di-n-propylamine	5	U
67-72-1	Hexachloroethane	5	U
98-95-3	Nitrobenzene	5	U
78-59-1	Isophorone	5	U
88-75-5	2-Nitrophenol	5	U
105-67-9	2,4-Dimethylphenol	5	U
000065-85-0	Benzoic Acid	26	U
111-91-1	bis(2-Chloroethoxy)methane	5	U
120-83-2	2,4-Dichlorophenol	5	U
120-82-1	1,2,4-Trichlorobenzene	5	U
91-20-3	Naphthalene	4	J
106-47-8	4-Chloroaniline	5	U
87-68-3	Hexachlorobutadiene	5	U
59-50-7	4-Chloro-3-methylphenol	5	U
91-57-6	2-Methylnaphthalene	0.8	J
77-47-4	Hexachlorocyclopentadiene	5	U
88-06-2	2,4,6-Trichlorophenol	5	U
95-95-4	2,4,5-Trichlorophenol	5	U
91-58-7	2-Chloronaphthalene	5	U
88-74-4	2-Nitroaniline	5	U
131-11-3	Dimethylphthalate	5	U
208-96-8	Acenaphthylene	5	U
99-09-2	3-Nitroaniline	5	U
83-32-9	Acenaphthene	5	U
51-28-5	2,4-Dinitrophenol	5	U
100-02-7	4-Nitrophenol	5	U

SV-45

1C

SEMIVOLATILE ORGANICS ANALYSIS DATA SHEET

EPA SAMPLE NO.

MW6

Lab Name: ACCREDITED ANALYTICAL RESO Contract: _____

Lab Code: _____ Case No.: 2946 SAS No.: _____ SDG No.: _____

Matrix: (soil/water) WATER Lab Sample ID: 0607268

Sample wt/vol: 950 (g/ml) ML Lab File ID: F5930.D

Level: (low/med) LOW Date Received: _____

% Moisture: _____ decanted:(Y/N) N Date Extracted: 8/3/2006

Concentrated Extract Volume: 500 (uL) Date Analyzed: 8/4/2006

Injection Volume: 1.0 (uL) Dilution Factor: 1.0

GPC Cleanup: (Y/N) N pH: _____

CONCENTRATION UNITS:

CAS NO.	COMPOUND	(ug/L or ug/Kg) UG/L	Q
132-64-9	Dibenzofuran	5	U
606-20-2	2,6-Dinitrotoluene	5	U
121-14-2	2,4-Dinitrotoluene	5	U
84-66-2	Diethylphthalate	5	U
7005-72-3	4-Chlorophenyl-phenylether	5	U
86-73-7	Fluorene	5	U
100-01-6	4-Nitroaniline	5	U
534-52-1	4,6-Dinitro-2-methylphenol	5	U
86-30-6	n-Nitrosodiphenylamine	5	U
101-55-3	4-Bromophenyl-phenylether	5	U
118-74-1	Hexachlorobenzene	5	U
87-86-5	Pentachlorophenol	5	U
85-01-8	Phenanthrene	0.3	J
120-12-7	Anthracene	5	U
84-74-2	Di-n-butylphthalate	5	U
206-44-0	Fluoranthene	5	U
129-00-0	Pyrene	5	U
85-68-7	Butylbenzylphthalate	0.6	J
91-94-1	3,3'-Dichlorobenzidine	5	U
56-55-3	Benzo[a]anthracene	5	U
117-81-7	bis(2-Ethylhexyl)phthalate	5	U
218-01-9	Chrysene	5	U
117-84-0	Di-n-octylphthalate	5	U
205-99-2	Benzo[b]fluoranthene	5	U
207-08-9	Benzo[k]fluoranthene	5	U
50-32-8	Benzo[a]pyrene	5	U
193-39-5	Indeno[1,2,3-cd]pyrene	5	U
53-70-3	Dibenz[a,h]anthracene	5	U
191-24-2	Benzo[g,h,i]perylene	5	U

SV-46

1B

SEMIVOLATILE ORGANICS ANALYSIS DATA SHEET

EPA SAMPLE NO.

MW7

Lab Name: ACCREDITED ANALYTICAL RESO Contract: _____

Lab Code: _____ Case No.: 2946 SAS No.: _____ SDG No.: _____

Matrix: (soil/water) WATER Lab Sample ID: 0607269

Sample wt/vol: 990 (g/ml) ML Lab File ID: F5932.D

Level: (low/med) LOW Date Received: _____

% Moisture: _____ decanted:(Y/N) N Date Extracted: 8/3/2006

Concentrated Extract Volume: 500 (uL) Date Analyzed: 8/4/2006

Injection Volume: 1.0 (uL) Dilution Factor: 1.0

GPC Cleanup: (Y/N) N pH: _____

CONCENTRATION UNITS:

CAS NO.	COMPOUND	(ug/L or ug/Kg) UG/L	Q
000062-75-9	N-Nitrosodimethylamine	5	U
108-95-2	Phenol	5	U
111-44-4	bis(2-Chloroethyl)ether	5	U
95-57-8	2-Chlorophenol	5	U
541-73-1	1,3-Dichlorobenzene	5	U
106-46-7	1,4-Dichlorobenzene	5	U
100-51-6	Benzyl alcohol	5	U
95-50-1	1,2-Dichlorobenzene	5	U
95-48-7	2-Methylphenol	10	
108-60-1	bis(2-chloroisopropyl)ether	5	U
106-44-5	3&4-Methylphenol	20	
621-64-7	N-Nitroso-di-n-propylamine	5	U
67-72-1	Hexachloroethane	5	U
98-95-3	Nitrobenzene	5	U
78-59-1	Isophorone	5	U
88-75-5	2-Nitrophenol	5	U
105-67-9	2,4-Dimethylphenol	35	
000065-85-0	Benzoic Acid	25	U
111-91-1	bis(2-Chloroethoxy)methane	5	U
120-83-2	2,4-Dichlorophenol	5	U
120-82-1	1,2,4-Trichlorobenzene	5	U
91-20-3	Naphthalene	180	E
106-47-8	4-Chloroaniline	5	U
87-68-3	Hexachlorobutadiene	5	U
59-50-7	4-Chloro-3-methylphenol	5	U
91-57-6	2-Methylnaphthalene	99	E
77-47-4	Hexachlorocyclopentadiene	5	U
88-06-2	2,4,6-Trichlorophenol	5	U
95-95-4	2,4,5-Trichlorophenol	5	U
91-58-7	2-Chloronaphthalene	5	U
88-74-4	2-Nitroaniline	5	U
131-11-3	Dimethylphthalate	5	U
208-96-8	Acenaphthylene	5	U
99-09-2	3-Nitroaniline	5	U
83-32-9	Acenaphthene	1	J
51-28-5	2,4-Dinitrophenol	5	U
100-02-7	4-Nitrophenol	5	U

SV-40

1C

SEMIVOLATILE ORGANICS ANALYSIS DATA SHEET

EPA SAMPLE NO.

MW7

Lab Name: ACCREDITED ANALYTICAL RESO Contract: _____

Lab Code: _____ Case No.: 2946 SAS No.: _____ SDG No.: _____

Matrix: (soil/water) WATER Lab Sample ID: 0607269

Sample wt/vol: 990 (g/ml) ML Lab File ID: F5932.D

Level: (low/med) LOW Date Received: _____

% Moisture: _____ decanted:(Y/N) N Date Extracted: 8/3/2006

Concentrated Extract Volume: 500 (uL) Date Analyzed: 8/4/2006

Injection Volume: 1.0 (uL) Dilution Factor: 1.0

GPC Cleanup: (Y/N) N pH: _____

CONCENTRATION UNITS:

CAS NO.	COMPOUND	(ug/L or ug/Kg) UG/L	Q
132-64-9	Dibenzofuran	0.8	J
606-20-2	2,6-Dinitrotoluene	5	U
121-14-2	2,4-Dinitrotoluene	5	U
84-66-2	Diethylphthalate	5	U
7005-72-3	4-Chlorophenyl-phenylether	5	U
86-73-7	Fluorene	2	J
100-01-6	4-Nitroaniline	5	U
534-52-1	4,6-Dinitro-2-methylphenol	5	U
86-30-6	n-Nitrosodiphenylamine	5	U
101-55-3	4-Bromophenyl-phenylether	5	U
118-74-1	Hexachlorobenzene	5	U
87-86-5	Pentachlorophenol	5	U
85-01-8	Phenanthrene	2	J
120-12-7	Anthracene	5	U
84-74-2	Di-n-butylphthalate	2	J
206-44-0	Fluoranthene	5	U
129-00-0	Pyrene	5	U
85-68-7	Butylbenzylphthalate	5	U
91-94-1	3,3'-Dichlorobenzidine	5	U
56-55-3	Benzo[a]anthracene	5	U
117-81-7	bis(2-Ethylhexyl)phthalate	0.5	J
218-01-9	Chrysene	5	U
117-84-0	Di-n-octylphthalate	5	U
205-99-2	Benzo[b]fluoranthene	5	U
207-08-9	Benzo[k]fluoranthene	5	U
50-32-8	Benzo[a]pyrene	5	U
193-39-5	Indeno[1,2,3-cd]pyrene	5	U
53-70-3	Dibenz[a,h]anthracene	5	U
191-24-2	Benzo[g,h,i]perylene	5	U

SV-48

1B

SEMIVOLATILE ORGANICS ANALYSIS DATA SHEET

EPA SAMPLE NO.

MW7DL

Lab Name: ACCREDITED ANALYTICAL RESO Contract: _____

Lab Code: _____ Case No.: 2946 SAS No.: _____ SDG No.: _____

Matrix: (soil/water) WATER Lab Sample ID: 0607269DL

Sample wt/vol: 990 (g/ml) ML Lab File ID: E2460.D

Level: (low/med) LOW Date Received: _____

% Moisture: _____ decanted:(Y/N) N Date Extracted: 8/3/06

Concentrated Extract Volume: 500 (uL) Date Analyzed: 8/7/06

Injection Volume: 1.0 (uL) Dilution Factor: 5.0

GPC Cleanup: (Y/N) N pH: _____

CONCENTRATION UNITS:

CAS NO.	COMPOUND	(ug/L or ug/Kg) UG/L	Q
000062-75-9	N-Nitrosodimethylamine	25	U
108-95-2	Phenol	25	U
111-44-4	bis(2-Chloroethyl)ether	25	U
95-57-8	2-Chlorophenol	25	U
541-73-1	1,3-Dichlorobenzene	25	U
106-46-7	1,4-Dichlorobenzene	25	U
100-51-6	Benzyl alcohol	25	U
95-50-1	1,2-Dichlorobenzene	25	U
95-48-7	2-Methylphenol	12	JD
108-60-1	bis(2-chloroisopropyl)ether	25	U
106-44-5	3&4-Methylphenol	28	D
621-64-7	N-Nitroso-di-n-propylamine	25	U
67-72-1	Hexachloroethane	25	U
98-95-3	Nitrobenzene	25	U
78-59-1	Isophorone	25	U
88-75-5	2-Nitrophenol	25	U
105-67-9	2,4-Dimethylphenol	46	D
000065-85-0	Benzoic Acid	130	U
111-91-1	bis(2-Chloroethoxy)methane	25	U
120-83-2	2,4-Dichlorophenol	25	U
120-82-1	1,2,4-Trichlorobenzene	25	U
91-20-3	Naphthalene	280	D
106-47-8	4-Chloroaniline	25	U
87-68-3	Hexachlorobutadiene	25	U
59-50-7	4-Chloro-3-methylphenol	25	U
91-57-6	2-Methylnaphthalene	130	D
77-47-4	Hexachlorocyclopentadiene	25	U
88-06-2	2,4,6-Trichlorophenol	25	U
95-95-4	2,4,5-Trichlorophenol	25	U
91-58-7	2-Chloronaphthalene	25	U
88-74-4	2-Nitroaniline	25	U
131-11-3	Dimethylphthalate	25	U
208-96-8	Acenaphthylene	25	U
99-09-2	3-Nitroaniline	25	U
83-32-9	Acenaphthene	25	U
51-28-5	2,4-Dinitrophenol	25	U
100-02-7	4-Nitrophenol	25	U

SV-49

1C

SEMIVOLATILE ORGANICS ANALYSIS DATA SHEET

EPA SAMPLE NO.

MW7DL

Lab Name: ACCREDITED ANALYTICAL RESO Contract: _____

Lab Code: _____ Case No.: 2946 SAS No.: _____ SDG No.: _____

Matrix: (soil/water) WATER Lab Sample ID: 0607269DL

Sample wt/vol: 990 (g/ml) ML Lab File ID: E2460.D

Level: (low/med) LOW Date Received: _____

% Moisture: _____ decanted:(Y/N) N Date Extracted: 8/3/06

Concentrated Extract Volume: 500 (uL) Date Analyzed: 8/7/06

Injection Volume: 1.0 (uL) Dilution Factor: 5.0

GPC Cleanup: (Y/N) N pH: _____

CONCENTRATION UNITS:

CAS NO.	COMPOUND	(ug/L or ug/Kg) UG/L	Q
132-64-9	Dibenzofuran	25	U
606-20-2	2,6-Dinitrotoluene	25	U
121-14-2	2,4-Dinitrotoluene	25	U
84-66-2	Diethylphthalate	25	U
7005-72-3	4-Chlorophenyl-phenylether	25	U
86-73-7	Fluorene	3	JD
100-01-6	4-Nitroaniline	25	U
534-52-1	4,6-Dinitro-2-methylphenol	25	U
86-30-6	n-Nitrosodiphenylamine	25	U
101-55-3	4-Bromophenyl-phenylether	25	U
118-74-1	Hexachlorobenzene	25	U
87-86-5	Pentachlorophenol	25	U
85-01-8	Phenanthrene	3	JD
120-12-7	Anthracene	25	U
84-74-2	Di-n-butylphthalate	4	JD
206-44-0	Fluoranthene	25	U
129-00-0	Pyrene	25	U
85-68-7	Butylbenzylphthalate	25	U
91-94-1	3,3'-Dichlorobenzidine	25	U
56-55-3	Benzo[a]anthracene	25	U
117-81-7	bis(2-Ethylhexyl)phthalate	25	U
218-01-9	Chrysene	25	U
117-84-0	Di-n-octylphthalate	25	U
205-99-2	Benzo[b]fluoranthene	25	U
207-08-9	Benzo[k]fluoranthene	25	U
50-32-8	Benzo[a]pyrene	25	U
193-39-5	Indeno[1,2,3-cd]pyrene	25	U
53-70-3	Dibenz[a,h]anthracene	25	U
191-24-2	Benzo[g,h,i]perylene	25	U

SV-50

1B

SEMIVOLATILE ORGANICS ANALYSIS DATA SHEET

EPA SAMPLE NO.

MW8

Lab Name: ACCREDITED ANALYTICAL RESO Contract: _____

Lab Code: _____ Case No.: 2946 SAS No.: _____ SDG No.: _____

Matrix: (soil/water) WATER Lab Sample ID: 0607270

Sample wt/vol: 940 (g/ml) ML Lab File ID: F5931.D

Level: (low/med) LOW Date Received: _____

% Moisture: _____ decanted:(Y/N) N Date Extracted: 8/3/2006

Concentrated Extract Volume: 500 (uL) Date Analyzed: 8/4/2006

Injection Volume: 1.0 (uL) Dilution Factor: 1.0

GPC Cleanup: (Y/N) N pH: _____

CONCENTRATION UNITS:

CAS NO.	COMPOUND	(ug/L or ug/Kg) UG/L	Q
000062-75-9	N-Nitrosodimethylamine	5	U
108-95-2	Phenol	5	U
111-44-4	bis(2-Chloroethyl)ether	5	U
95-57-8	2-Chlorophenol	5	U
541-73-1	1,3-Dichlorobenzene	5	U
106-46-7	1,4-Dichlorobenzene	5	U
100-51-6	Benzyl alcohol	5	U
95-50-1	1,2-Dichlorobenzene	5	U
95-48-7	2-Methylphenol	5	U
108-60-1	bis(2-chloroisopropyl)ether	5	U
106-44-5	3&4-Methylphenol	5	U
621-64-7	N-Nitroso-di-n-propylamine	5	U
67-72-1	Hexachloroethane	5	U
98-95-3	Nitrobenzene	5	U
78-59-1	Isophorone	5	U
88-75-5	2-Nitrophenol	5	U
105-67-9	2,4-Dimethylphenol	5	U
000065-85-0	Benzoic Acid	27	U
111-91-1	bis(2-Chloroethoxy)methane	5	U
120-83-2	2,4-Dichlorophenol	5	U
120-82-1	1,2,4-Trichlorobenzene	5	U
91-20-3	Naphthalene	5	U
106-47-8	4-Chloroaniline	5	U
87-68-3	Hexachlorobutadiene	5	U
59-50-7	4-Chloro-3-methylphenol	5	U
91-57-6	2-Methylnaphthalene	5	U
77-47-4	Hexachlorocyclopentadiene	5	U
88-06-2	2,4,6-Trichlorophenol	5	U
95-95-4	2,4,5-Trichlorophenol	5	U
91-58-7	2-Chloronaphthalene	5	U
88-74-4	2-Nitroaniline	5	U
131-11-3	Dimethylphthalate	5	U
208-96-8	Acenaphthylene	5	U
99-09-2	3-Nitroaniline	5	U
83-32-9	Acenaphthene	5	U
51-28-5	2,4-Dinitrophenol	5	U
100-02-7	4-Nitrophenol	5	U

SV-51

1C

SEMIVOLATILE ORGANICS ANALYSIS DATA SHEET

EPA SAMPLE NO.

MW8

Lab Name: ACCREDITED ANALYTICAL RESO Contract: _____

Lab Code: _____ Case No.: 2946 SAS No.: _____ SDG No.: _____

Matrix: (soil/water) WATER Lab Sample ID: 0607270

Sample wt/vol: 940 (g/ml) ML Lab File ID: F5931.D

Level: (low/med) LOW Date Received: _____

% Moisture: _____ decanted:(Y/N) N Date Extracted: 8/3/2006

Concentrated Extract Volume: 500 (uL) Date Analyzed: 8/4/2006

Injection Volume: 1.0 (uL) Dilution Factor: 1.0

GPC Cleanup: (Y/N) N pH: _____

CONCENTRATION UNITS:

CAS NO.	COMPOUND	(ug/L or ug/Kg) UG/L	Q
132-64-9	Dibenzofuran	5	U
606-20-2	2,6-Dinitrotoluene	5	U
121-14-2	2,4-Dinitrotoluene	5	U
84-66-2	Diethylphthalate	5	U
7005-72-3	4-Chlorophenyl-phenylether	5	U
86-73-7	Fluorene	5	U
100-01-6	4-Nitroaniline	5	U
534-52-1	4,6-Dinitro-2-methylphenol	5	U
86-30-6	n-Nitrosodiphenylamine	5	U
101-55-3	4-Bromophenyl-phenylether	5	U
118-74-1	Hexachlorobenzene	5	U
87-86-5	Pentachlorophenol	5	U
85-01-8	Phenanthrene	5	U
120-12-7	Anthracene	5	U
84-74-2	Di-n-butylphthalate	5	U
206-44-0	Fluoranthene	5	U
129-00-0	Pyrene	5	U
85-68-7	Butylbenzylphthalate	5	U
91-94-1	3,3'-Dichlorobenzidine	5	U
56-55-3	Benzo[a]anthracene	5	U
117-81-7	bis(2-Ethylhexyl)phthalate	5	U
218-01-9	Chrysene	5	U
117-84-0	Di-n-octylphthalate	5	U
205-99-2	Benzo[b]fluoranthene	5	U
207-08-9	Benzo[k]fluoranthene	5	U
50-32-8	Benzo[a]pyrene	5	U
193-39-5	Indeno[1,2,3-cd]pyrene	5	U
53-70-3	Dibenz[a,h]anthracene	5	U
191-24-2	Benzo[g,h,i]perylene	5	U

SV-52

1B

SEMIVOLATILE ORGANICS ANALYSIS DATA SHEET

EPA SAMPLE NO.

MW9

Lab Name: ACCREDITED ANALYTICAL RESO Contract:

Lab Code: Case No.: 2946 SAS No.: SDG No.:

Matrix: (soil/water) WATER Lab Sample ID: 0607271

Sample wt/vol: 970 (g/ml) ML Lab File ID: E2436.D

Level: (low/med) LOW Date Received:

% Moisture: decanted:(Y/N) N Date Extracted: 8/4/06

Concentrated Extract Volume: 500 (uL) Date Analyzed: 8/4/06

Injection Volume: 1.0 (uL) Dilution Factor: 1.0

GPC Cleanup: (Y/N) N pH:

CONCENTRATION UNITS:

CAS NO.	COMPOUND	(ug/L or ug/Kg) UG/L	Q
000062-75-9	N-Nitrosodimethylamine	5	U
108-95-2	Phenol	5	U
111-44-4	bis(2-Chloroethyl)ether	5	U
95-57-8	2-Chlorophenol	5	U
541-73-1	1,3-Dichlorobenzene	5	U
106-46-7	1,4-Dichlorobenzene	5	U
100-51-6	Benzyl alcohol	5	U
95-50-1	1,2-Dichlorobenzene	5	U
95-48-7	2-Methylphenol	5	U
108-60-1	bis(2-chloroisopropyl)ether	5	U
106-44-5	3&4-Methylphenol	5	U
621-64-7	N-Nitroso-di-n-propylamine	5	U
67-72-1	Hexachloroethane	5	U
98-95-3	Nitrobenzene	5	U
78-59-1	Isophorone	6	
88-75-5	2-Nitrophenol	5	U
105-67-9	2,4-Dimethylphenol	5	U
000065-85-0	Benzoic Acid	4	J
111-91-1	bis(2-Chloroethoxy)methane	5	U
120-83-2	2,4-Dichlorophenol	5	U
120-82-1	1,2,4-Trichlorobenzene	5	U
91-20-3	Naphthalene	5	U
106-47-8	4-Chloroaniline	5	U
87-68-3	Hexachlorobutadiene	5	U
59-50-7	4-Chloro-3-methylphenol	5	U
91-57-6	2-Methylnaphthalene	5	U
77-47-4	Hexachlorocyclopentadiene	5	U
88-06-2	2,4,6-Trichlorophenol	5	U
95-95-4	2,4,5-Trichlorophenol	5	U
91-58-7	2-Chloronaphthalene	5	U
88-74-4	2-Nitroaniline	5	U
131-11-3	Dimethylphthalate	5	U
208-96-8	Acenaphthylene	5	U
99-09-2	3-Nitroaniline	5	U
83-32-9	Acenaphthene	5	U
51-28-5	2,4-Dinitrophenol	5	U
100-02-7	4-Nitrophenol	5	U

SV-53

1C

SEMIVOLATILE ORGANICS ANALYSIS DATA SHEET

EPA SAMPLE NO.

MW9

Lab Name: ACCREDITED ANALYTICAL RESO Contract: _____

Lab Code: _____ Case No.: 2946 SAS No.: _____ SDG No.: _____

Matrix: (soil/water) WATER Lab Sample ID: 0607271

Sample wt/vol: 970 (g/ml) ML Lab File ID: E2436.D

Level: (low/med) LOW Date Received: _____

% Moisture: _____ decanted:(Y/N) N Date Extracted: 8/4/06

Concentrated Extract Volume: 500 (uL) Date Analyzed: 8/4/06

Injection Volume: 1.0 (uL) Dilution Factor: 1.0

GPC Cleanup: (Y/N) N pH: _____

CAS NO.	COMPOUND	CONCENTRATION UNITS: (ug/L or ug/Kg) UG/L	Q
132-64-9	Dibenzofuran	5	U
606-20-2	2,6-Dinitrotoluene	5	U
121-14-2	2,4-Dinitrotoluene	5	U
84-66-2	Diethylphthalate	5	U
7005-72-3	4-Chlorophenyl-phenylether	5	U
86-73-7	Fluorene	5	U
100-01-6	4-Nitroaniline	5	U
534-52-1	4,6-Dinitro-2-methylphenol	5	U
86-30-6	n-Nitrosodiphenylamine	5	U
101-55-3	4-Bromophenyl-phenylether	5	U
118-74-1	Hexachlorobenzene	5	U
87-86-5	Pentachlorophenol	5	U
85-01-8	Phenanthrene	5	U
120-12-7	Anthracene	5	U
84-74-2	Di-n-butylphthalate	5	U
206-44-0	Fluoranthene	5	U
129-00-0	Pyrene	5	U
85-68-7	Butylbenzylphthalate	5	U
91-94-1	3,3'-Dichlorobenzidine	5	U
56-55-3	Benzo[a]anthracene	5	U
117-81-7	bis(2-Ethylhexyl)phthalate	5	U
218-01-9	Chrysene	5	U
117-84-0	Di-n-octylphthalate	5	U
205-99-2	Benzo[b]fluoranthene	5	U
207-08-9	Benzo[k]fluoranthene	5	U
50-32-8	Benzo[a]pyrene	5	U
193-39-5	Indeno[1,2,3-cd]pyrene	5	U
53-70-3	Dibenz[a,h]anthracene	5	U
191-24-2	Benzo[g,h,i]perylene	5	U

SV-54

1B

SEMIVOLATILE ORGANICS ANALYSIS DATA SHEET

EPA SAMPLE NO.

MW10

Lab Name: ACCREDITED ANALYTICAL RESO Contract:

Lab Code: Case No.: 2946 SAS No.: SDG No.:

Matrix: (soil/water) WATER Lab Sample ID: 0607272

Sample wt/vol: 900 (g/ml) ML Lab File ID: E2437.D

Level: (low/med) LOW Date Received:

% Moisture: decanted:(Y/N) N Date Extracted: 8/4/06

Concentrated Extract Volume: 500 (uL) Date Analyzed: 8/4/06

Injection Volume: 1.0 (uL) Dilution Factor: 1.0

GPC Cleanup: (Y/N) N pH:

CONCENTRATION UNITS:

CAS NO.	COMPOUND	(ug/L or ug/Kg) UG/L	Q
000062-75-9	N-Nitrosodimethylamine	6	U
108-95-2	Phenol	6	U
111-44-4	bis(2-Chloroethyl)ether	6	U
95-57-8	2-Chlorophenol	6	U
541-73-1	1,3-Dichlorobenzene	6	U
106-46-7	1,4-Dichlorobenzene	6	U
100-51-6	Benzyl alcohol	6	U
95-50-1	1,2-Dichlorobenzene	6	U
95-48-7	2-Methylphenol	6	U
108-60-1	bis(2-chloroisopropyl)ether	6	U
106-44-5	3&4-Methylphenol	6	U
621-64-7	N-Nitroso-di-n-propylamine	6	U
67-72-1	Hexachloroethane	6	U
98-95-3	Nitrobenzene	6	U
78-59-1	Isophorone	6	U
88-75-5	2-Nitrophenol	6	U
105-67-9	2,4-Dimethylphenol	6	U
000065-85-0	Benzoic Acid	28	U
111-91-1	bis(2-Chloroethoxy)methane	6	U
120-83-2	2,4-Dichlorophenol	6	U
120-82-1	1,2,4-Trichlorobenzene	6	U
91-20-3	Naphthalene	6	U
106-47-8	4-Chloroaniline	6	U
87-68-3	Hexachlorobutadiene	6	U
59-50-7	4-Chloro-3-methylphenol	6	U
91-57-6	2-Methylnaphthalene	6	U
77-47-4	Hexachlorocyclopentadiene	6	U
88-06-2	2,4,6-Trichlorophenol	6	U
95-95-4	2,4,5-Trichlorophenol	6	U
91-58-7	2-Chloronaphthalene	6	U
88-74-4	2-Nitroaniline	6	U
131-11-3	Dimethylphthalate	6	U
208-96-8	Acenaphthylene	6	U
99-09-2	3-Nitroaniline	6	U
83-32-9	Acenaphthene	6	U
51-28-5	2,4-Dinitrophenol	6	U
100-02-7	4-Nitrophenol	6	U

SV-35

1C

SEMIVOLATILE ORGANICS ANALYSIS DATA SHEET

EPA SAMPLE NO.

MW10

Lab Name: ACCREDITED ANALYTICAL RESO Contract: _____

Lab Code: _____ Case No.: 2946 SAS No.: _____ SDG No.: _____

Matrix: (soil/water) WATER Lab Sample ID: 0607272

Sample wt/vol: 900 (g/ml) ML Lab File ID: E2437.D

Level: (low/med) LOW Date Received: _____

% Moisture: _____ decanted:(Y/N) N Date Extracted: 8/4/06

Concentrated Extract Volume: 500 (uL) Date Analyzed: 8/4/06

Injection Volume: 1.0 (uL) Dilution Factor: 1.0

GPC Cleanup: (Y/N) N pH: _____

CONCENTRATION UNITS:

CAS NO.	COMPOUND	(ug/L or ug/Kg) UG/L	Q
132-64-9	Dibenzofuran	6	U
606-20-2	2,6-Dinitrotoluene	6	U
121-14-2	2,4-Dinitrotoluene	6	U
84-66-2	Diethylphthalate	6	U
7005-72-3	4-Chlorophenyl-phenylether	6	U
86-73-7	Fluorene	6	U
100-01-6	4-Nitroaniline	6	U
534-52-1	4,6-Dinitro-2-methylphenol	6	U
86-30-6	n-Nitrosodiphenylamine	6	U
101-55-3	4-Bromophenyl-phenylether	6	U
118-74-1	Hexachlorobenzene	6	U
87-86-5	Pentachlorophenol	6	U
85-01-8	Phenanthrene	0.3	J
120-12-7	Anthracene	6	U
84-74-2	Di-n-butylphthalate	1	J
206-44-0	Fluoranthene	6	U
129-00-0	Pyrene	6	U
85-68-7	Butylbenzylphthalate	6	U
91-94-1	3,3'-Dichlorobenzidine	6	U
56-55-3	Benzo[a]anthracene	6	U
117-81-7	bis(2-Ethylhexyl)phthalate	1	J
218-01-9	Chrysene	6	U
117-84-0	Di-n-octylphthalate	6	U
205-99-2	Benzo[b]fluoranthene	6	U
207-08-9	Benzo[k]fluoranthene	6	U
50-32-8	Benzo[a]pyrene	6	U
193-39-5	Indeno[1,2,3-cd]pyrene	6	U
53-70-3	Dibenz[a,h]anthracene	6	U
191-24-2	Benzo[g,h,i]perylene	6	U

SV-56

1B

SEMIVOLATILE ORGANICS ANALYSIS DATA SHEET

EPA SAMPLE NO.

MW11

Lab Name: ACCREDITED ANALYTICAL RESO Contract: _____

Lab Code: _____ Case No.: 2946 SAS No.: _____ SDG No.: _____

Matrix: (soil/water) WATER Lab Sample ID: 0607273

Sample wt/vol: 940 (g/ml) ML Lab File ID: E2438.D

Level: (low/med) LOW Date Received: _____

% Moisture: _____ decanted:(Y/N) N Date Extracted: 8/4/06

Concentrated Extract Volume: 500 (uL) Date Analyzed: 8/4/06

Injection Volume: 1.0 (uL) Dilution Factor: 1.0

GPC Cleanup: (Y/N) N pH: _____

CONCENTRATION UNITS:

CAS NO.	COMPOUND	(ug/L or ug/Kg) UG/L	Q
000062-75-9	N-Nitrosodimethylamine	5	U
108-95-2	Phenol	5	J
111-44-4	bis(2-Chloroethyl)ether	5	U
95-57-8	2-Chlorophenol	5	U
541-73-1	1,3-Dichlorobenzene	5	U
106-46-7	1,4-Dichlorobenzene	5	U
100-51-6	Benzyl alcohol	5	U
95-50-1	1,2-Dichlorobenzene	5	U
95-48-7	2-Methylphenol	5	U
108-60-1	bis(2-chloroisopropyl)ether	5	U
106-44-5	3&4-Methylphenol	10	
621-64-7	N-Nitroso-di-n-propylamine	5	U
67-72-1	Hexachloroethane	5	U
98-95-3	Nitrobenzene	5	U
78-59-1	Isophorone	0.7	J
88-75-5	2-Nitrophenol	5	U
105-67-9	2,4-Dimethylphenol	47	
000065-85-0	Benzoic Acid	27	U
111-91-1	bis(2-Chloroethoxy)methane	5	U
120-83-2	2,4-Dichlorophenol	5	U
120-82-1	1,2,4-Trichlorobenzene	5	U
91-20-3	Naphthalene	250	E
106-47-8	4-Chloroaniline	5	U
87-68-3	Hexachlorobutadiene	5	U
59-50-7	4-Chloro-3-methylphenol	5	U
91-57-6	2-Methylnaphthalene	81	
77-47-4	Hexachlorocyclopentadiene	5	U
88-06-2	2,4,6-Trichlorophenol	5	U
95-95-4	2,4,5-Trichlorophenol	5	U
91-58-7	2-Chloronaphthalene	5	U
88-74-4	2-Nitroaniline	5	U
131-11-3	Dimethylphthalate	5	U
208-96-8	Acenaphthylene	5	U
99-09-2	3-Nitroaniline	5	U
83-32-9	Acenaphthene	5	U
51-28-5	2,4-Dinitrophenol	5	U
100-02-7	4-Nitrophenol	5	U

SV-57

1C

SEMIVOLATILE ORGANICS ANALYSIS DATA SHEET

EPA SAMPLE NO.

MW11

Lab Name: ACCREDITED ANALYTICAL RESO Contract:

Lab Code: Case No.: 2946 SAS No.: SDG No.:

Matrix: (soil/water) WATER Lab Sample ID: 0607273

Sample wt/vol: 940 (g/ml) ML Lab File ID: E2438.D

Level: (low/med) LOW Date Received:

% Moisture: decanted:(Y/N) N Date Extracted: 8/4/06

Concentrated Extract Volume: 500 (uL) Date Analyzed: 8/4/06

Injection Volume: 1.0 (uL) Dilution Factor: 1.0

GPC Cleanup: (Y/N) N pH:

CONCENTRATION UNITS:

CAS NO.	COMPOUND	(ug/L or ug/Kg) UG/L	Q
132-64-9	Dibenzofuran	5	U
606-20-2	2,6-Dinitrotoluene	5	U
121-14-2	2,4-Dinitrotoluene	5	U
84-66-2	Diethylphthalate	5	U
7005-72-3	4-Chlorophenyl-phenylether	5	U
86-73-7	Fluorene	0.7	J
100-01-6	4-Nitroaniline	5	U
534-52-1	4,6-Dinitro-2-methylphenol	5	U
86-30-6	n-Nitrosodiphenylamine	5	U
101-55-3	4-Bromophenyl-phenylether	5	U
118-74-1	Hexachlorobenzene	5	U
87-86-5	Pentachlorophenol	5	U
85-01-8	Phenanthrene	0.7	J
120-12-7	Anthracene	5	U
84-74-2	Di-n-butylphthalate	5	U
206-44-0	Fluoranthene	5	U
129-00-0	Pyrene	5	U
85-68-7	Butylbenzylphthalate	1	J
91-94-1	3,3'-Dichlorobenzidine	5	U
56-55-3	Benzo[a]anthracene	5	U
117-81-7	bis(2-Ethylhexyl)phthalate	1.0	J
218-01-9	Chrysene	5	U
117-84-0	Di-n-octylphthalate	5	U
205-99-2	Benzo[b]fluoranthene	5	U
207-08-9	Benzo[k]fluoranthene	5	U
50-32-8	Benzo[a]pyrene	5	U
193-39-5	Indeno[1,2,3-cd]pyrene	5	U
53-70-3	Dibenz[a,h]anthracene	5	U
191-24-2	Benzo[g,h,i]perylene	5	U

SV-58

1B

SEMIVOLATILE ORGANICS ANALYSIS DATA SHEET

EPA SAMPLE NO.

MW11DL

Lab Name: ACCREDITED ANALYTICAL RESO Contract: _____

Lab Code: _____ Case No.: 2946 SAS No.: _____ SDG No.: _____

Matrix: (soil/water) WATER Lab Sample ID: 0607273DL

Sample wt/vol: 940 (g/ml) ML Lab File ID: E2466.D

Level: (low/med) LOW Date Received: _____

% Moisture: _____ decanted:(Y/N) N Date Extracted: 8/4/06

Concentrated Extract Volume: 500 (uL) Date Analyzed: 8/8/06

Injection Volume: 1.0 (uL) Dilution Factor: 5.0

GPC Cleanup: (Y/N) N pH: _____

CONCENTRATION UNITS:

CAS NO.	COMPOUND	(ug/L or ug/Kg) UG/L	Q
000062-75-9	N-Nitrosodimethylamine	27	U
108-95-2	Phenol	5	JD
111-44-4	bis(2-Chloroethyl)ether	27	U
95-57-8	2-Chlorophenol	27	U
541-73-1	1,3-Dichlorobenzene	27	U
106-46-7	1,4-Dichlorobenzene	27	U
100-51-6	Benzyl alcohol	27	U
95-50-1	1,2-Dichlorobenzene	27	U
95-48-7	2-Methylphenol	27	U
108-60-1	bis(2-chloroisopropyl)ether	27	U
106-44-5	3&4-Methylphenol	10	JD
621-64-7	N-Nitroso-di-n-propylamine	27	U
67-72-1	Hexachloroethane	27	U
98-95-3	Nitrobenzene	27	U
78-59-1	Isophorone	27	U
88-75-5	2-Nitrophenol	27	U
105-67-9	2,4-Dimethylphenol	33	D
000065-85-0	Benzoic Acid	130	U
111-91-1	bis(2-Chloroethoxy)methane	27	U
120-83-2	2,4-Dichlorophenol	27	U
120-82-1	1,2,4-Trichlorobenzene	27	U
91-20-3	Naphthalene	260	D
106-47-8	4-Chloroaniline	27	U
87-68-3	Hexachlorobutadiene	27	U
59-50-7	4-Chloro-3-methylphenol	27	U
91-57-6	2-Methylnaphthalene	91	D
77-47-4	Hexachlorocyclopentadiene	27	U
88-06-2	2,4,6-Trichlorophenol	27	U
95-95-4	2,4,5-Trichlorophenol	27	U
91-58-7	2-Chloronaphthalene	27	U
88-74-4	2-Nitroaniline	27	U
131-11-3	Dimethylphthalate	27	U
208-96-8	Acenaphthylene	27	U
99-09-2	3-Nitroaniline	27	U
83-32-9	Acenaphthene	27	U
51-28-5	2,4-Dinitrophenol	27	U
100-02-7	4-Nitrophenol	27	U

SV-59

1C

SEMIVOLATILE ORGANICS ANALYSIS DATA SHEET

EPA SAMPLE NO.

MW11DL

Lab Name: ACCREDITED ANALYTICAL RESO Contract: _____

Lab Code: _____ Case No.: 2946 SAS No.: _____ SDG No.: _____

Matrix: (soil/water) WATER Lab Sample ID: 0607273DL

Sample wt/vol: 940 (g/ml) ML Lab File ID: E2466.D

Level: (low/med) LOW Date Received: _____

% Moisture: _____ decanted:(Y/N) N Date Extracted: 8/4/06

Concentrated Extract Volume: 500 (uL) Date Analyzed: 8/8/06

Injection Volume: 1.0 (uL) Dilution Factor: 5.0

GPC Cleanup: (Y/N) N pH: _____

CONCENTRATION UNITS:

CAS NO.	COMPOUND	(ug/L or ug/Kg) UG/L	Q
132-64-9	Dibenzofuran	27	U
606-20-2	2,6-Dinitrotoluene	27	U
121-14-2	2,4-Dinitrotoluene	27	U
84-66-2	Diethylphthalate	27	U
7005-72-3	4-Chlorophenyl-phenylether	27	U
86-73-7	Fluorene	27	U
100-01-6	4-Nitroaniline	27	U
534-52-1	4,6-Dinitro-2-methylphenol	27	U
86-30-6	n-Nitrosodiphenylamine	27	U
101-55-3	4-Bromophenyl-phenylether	27	U
118-74-1	Hexachlorobenzene	27	U
87-86-5	Pentachlorophenol	27	U
85-01-8	Phenanthrene	0.9	JD
120-12-7	Anthracene	27	U
84-74-2	Di-n-butylphthalate	27	U
206-44-0	Fluoranthene	27	U
129-00-0	Pyrene	27	U
85-68-7	Butylbenzylphthalate	27	U
91-94-1	3,3'-Dichlorobenzidine	27	U
56-55-3	Benzo[a]anthracene	27	U
117-81-7	bis(2-Ethylhexyl)phthalate	27	U
218-01-9	Chrysene	27	U
117-84-0	Di-n-octylphthalate	27	U
205-99-2	Benzo[b]fluoranthene	27	U
207-08-9	Benzo[k]fluoranthene	27	U
50-32-8	Benzo[a]pyrene	27	U
193-39-5	Indeno[1,2,3-cd]pyrene	27	U
53-70-3	Dibenz[a,h]anthracene	27	U
191-24-2	Benzo[g,h,i]perylene	27	U

SV-60

1B

SEMIVOLATILE ORGANICS ANALYSIS DATA SHEET

EPA SAMPLE NO.

MW12

Lab Name: ACCREDITED ANALYTICAL RESO Contract: _____

Lab Code: _____ Case No.: 2946 SAS No.: _____ SDG No.: _____

Matrix: (soil/water) WATER Lab Sample ID: 0607274

Sample wt/vol: 970 (g/ml) ML Lab File ID: E2439.D

Level: (low/med) LOW Date Received: _____

% Moisture: _____ decanted:(Y/N) N Date Extracted: 8/4/06

Concentrated Extract Volume: 500 (uL) Date Analyzed: 8/4/06

Injection Volume: 1.0 (uL) Dilution Factor: 1.0

GPC Cleanup: (Y/N) N pH: _____

CONCENTRATION UNITS:

CAS NO.	COMPOUND	(ug/L or ug/Kg) UG/L	Q
000062-75-9	N-Nitrosodimethylamine	5	U
108-95-2	Phenol	5	U
111-44-4	bis(2-Chloroethyl)ether	5	U
95-57-8	2-Chlorophenol	5	U
541-73-1	1,3-Dichlorobenzene	5	U
106-46-7	1,4-Dichlorobenzene	5	U
100-51-6	Benzyl alcohol	5	U
95-50-1	1,2-Dichlorobenzene	5	U
95-48-7	2-Methylphenol	5	U
108-60-1	bis(2-chloroisopropyl)ether	5	U
106-44-5	3&4-Methylphenol	5	U
621-64-7	N-Nitroso-di-n-propylamine	5	U
67-72-1	Hexachloroethane	5	U
98-95-3	Nitrobenzene	5	U
78-59-1	Isophorone	5	U
88-75-5	2-Nitrophenol	5	U
105-67-9	2,4-Dimethylphenol	5	U
000065-85-0	Benzoic Acid	26	U
111-91-1	bis(2-Chloroethoxy)methane	5	U
120-83-2	2,4-Dichlorophenol	5	U
120-82-1	1,2,4-Trichlorobenzene	5	U
91-20-3	Naphthalene	540	E
106-47-8	4-Chloroaniline	5	U
87-68-3	Hexachlorobutadiene	5	U
59-50-7	4-Chloro-3-methylphenol	5	U
91-57-6	2-Methylnaphthalene	220	E
77-47-4	Hexachlorocyclopentadiene	5	U
88-06-2	2,4,6-Trichlorophenol	5	U
95-95-4	2,4,5-Trichlorophenol	5	U
91-58-7	2-Chloronaphthalene	5	U
88-74-4	2-Nitroaniline	5	U
131-11-3	Dimethylphthalate	5	U
208-96-8	Acenaphthylene	5	U
99-09-2	3-Nitroaniline	5	U
83-32-9	Acenaphthene	5	U
51-28-5	2,4-Dinitrophenol	5	U
100-02-7	4-Nitrophenol	5	U

SV-61

1C

SEMIVOLATILE ORGANICS ANALYSIS DATA SHEET

EPA SAMPLE NO.

MW12

Lab Name: ACCREDITED ANALYTICAL RESO Contract:

Lab Code: Case No.: 2946 SAS No.: SDG No.:

Matrix: (soil/water) WATER Lab Sample ID: 0607274

Sample wt/vol: 970 (g/ml) ML Lab File ID: E2439.D

Level: (low/med) LOW Date Received:

% Moisture: decanted:(Y/N) N Date Extracted: 8/4/06

Concentrated Extract Volume: 500 (uL) Date Analyzed: 8/4/06

Injection Volume: 1.0 (uL) Dilution Factor: 1.0

GPC Cleanup: (Y/N) N pH:

CAS NO.	COMPOUND	CONCENTRATION UNITS: (ug/L or ug/Kg) UG/L	Q
132-64-9	Dibenzofuran	5	U
606-20-2	2,6-Dinitrotoluene	5	U
121-14-2	2,4-Dinitrotoluene	5	U
84-66-2	Diethylphthalate	5	U
7005-72-3	4-Chlorophenyl-phenylether	5	U
86-73-7	Fluorene	5	U
100-01-6	4-Nitroaniline	5	U
534-52-1	4,6-Dinitro-2-methylphenol	5	U
86-30-6	n-Nitrosodiphenylamine	5	U
101-55-3	4-Bromophenyl-phenylether	5	U
118-74-1	Hexachlorobenzene	5	U
87-86-5	Pentachlorophenol	5	U
85-01-8	Phenanthrene	0.3	J
120-12-7	Anthracene	5	U
84-74-2	Di-n-butylphthalate	5	U
206-44-0	Fluoranthene	5	U
129-00-0	Pyrene	5	U
85-68-7	Butylbenzylphthalate	5	U
91-94-1	3,3'-Dichlorobenzidine	5	U
56-55-3	Benzo[a]anthracene	5	U
117-81-7	bis(2-Ethylhexyl)phthalate	4	J
218-01-9	Chrysene	5	U
117-84-0	Di-n-octylphthalate	0.6	J
205-99-2	Benzo[b]fluoranthene	5	U
207-08-9	Benzo[k]fluoranthene	5	U
50-32-8	Benzo[a]pyrene	5	U
193-39-5	Indeno[1,2,3-cd]pyrene	5	U
53-70-3	Dibenz[a,h]anthracene	5	U
191-24-2	Benzo[g,h,i]perylene	5	U

SV-62

1B

SEMIVOLATILE ORGANICS ANALYSIS DATA SHEET

EPA SAMPLE NO.

MW12DL

Lab Name: ACCREDITED ANALYTICAL RESO Contract: _____

Lab Code: _____ Case No.: 2946 SAS No.: _____ SDG No.: _____

Matrix: (soil/water) WATER Lab Sample ID: 0607274DL

Sample wt/vol: 970 (g/ml) ML Lab File ID: E2484.D

Level: (low/med) LOW Date Received: _____

% Moisture: _____ decanted:(Y/N) N Date Extracted: 8/4/06

Concentrated Extract Volume: 500 (uL) Date Analyzed: 8/9/06

Injection Volume: 1.0 (uL) Dilution Factor: 10.0

GPC Cleanup: (Y/N) N pH: _____

CONCENTRATION UNITS:

CAS NO.	COMPOUND	(ug/L or ug/Kg) UG/L	Q
000062-75-9	N-Nitrosodimethylamine	52	U
108-95-2	Phenol	52	U
111-44-4	bis(2-Chloroethyl)ether	52	U
95-57-8	2-Chlorophenol	52	U
541-73-1	1,3-Dichlorobenzene	52	U
106-46-7	1,4-Dichlorobenzene	52	U
100-51-6	Benzyl alcohol	52	U
95-50-1	1,2-Dichlorobenzene	52	U
95-48-7	2-Methylphenol	52	U
108-60-1	bis(2-chloroisopropyl)ether	52	U
106-44-5	3&4-Methylphenol	52	U
621-64-7	N-Nitroso-di-n-propylamine	52	U
67-72-1	Hexachloroethane	52	U
98-95-3	Nitrobenzene	52	U
78-59-1	Isophorone	52	U
88-75-5	2-Nitrophenol	52	U
105-67-9	2,4-Dimethylphenol	52	U
000065-85-0	Benzoic Acid	260	U
111-91-1	bis(2-Chloroethoxy)methane	52	U
120-83-2	2,4-Dichlorophenol	52	U
120-82-1	1,2,4-Trichlorobenzene	52	U
91-20-3	Naphthalene	550	D
106-47-8	4-Chloroaniline	52	U
87-68-3	Hexachlorobutadiene	52	U
59-50-7	4-Chloro-3-methylphenol	52	U
91-57-6	2-Methylnaphthalene	230	D
77-47-4	Hexachlorocyclopentadiene	52	U
88-06-2	2,4,6-Trichlorophenol	52	U
95-95-4	2,4,5-Trichlorophenol	52	U
91-58-7	2-Chloronaphthalene	52	U
88-74-4	2-Nitroaniline	52	U
131-11-3	Dimethylphthalate	52	U
208-96-8	Acenaphthylene	52	U
99-09-2	3-Nitroaniline	52	U
83-32-9	Acenaphthene	52	U
51-28-5	2,4-Dinitrophenol	52	U
100-02-7	4-Nitrophenol	52	U

SV-63

1C

SEMIVOLATILE ORGANICS ANALYSIS DATA SHEET

EPA SAMPLE NO.

MW12DL

Lab Name: ACCREDITED ANALYTICAL RESO Contract: _____

Lab Code: _____ Case No.: 2946 SAS No.: _____ SDG No.: _____

Matrix: (soil/water) WATER Lab Sample ID: 0607274DL

Sample wt/vol: 970 (g/ml) ML Lab File ID: E2484.D

Level: (low/med) LOW Date Received: _____

% Moisture: _____ decanted:(Y/N) N Date Extracted: 8/4/06

Concentrated Extract Volume: 500 (uL) Date Analyzed: 8/9/06

Injection Volume: 1.0 (uL) Dilution Factor: 10.0

GPC Cleanup: (Y/N) N pH: _____

CONCENTRATION UNITS:

CAS NO.	COMPOUND	(ug/L or ug/Kg) UG/L	Q
132-64-9	Dibenzofuran	52	U
606-20-2	2,6-Dinitrotoluene	52	U
121-14-2	2,4-Dinitrotoluene	52	U
84-66-2	Diethylphthalate	52	U
7005-72-3	4-Chlorophenyl-phenylether	52	U
86-73-7	Fluorene	52	U
100-01-6	4-Nitroaniline	52	U
534-52-1	4,6-Dinitro-2-methylphenol	52	U
86-30-6	n-Nitrosodiphenylamine	52	U
101-55-3	4-Bromophenyl-phenylether	52	U
118-74-1	Hexachlorobenzene	52	U
87-86-5	Pentachlorophenol	52	U
85-01-8	Phenanthrene	52	U
120-12-7	Anthracene	52	U
84-74-2	Di-n-butylphthalate	52	U
206-44-0	Fluoranthene	52	U
129-00-0	Pyrene	52	U
85-68-7	Butylbenzylphthalate	52	U
91-94-1	3,3'-Dichlorobenzidine	52	U
56-55-3	Benzo[a]anthracene	52	U
117-81-7	bis(2-Ethylhexyl)phthalate	52	U
218-01-9	Chrysene	52	U
117-84-0	Di-n-octylphthalate	52	U
205-99-2	Benzo[b]fluoranthene	52	U
207-08-9	Benzo[k]fluoranthene	52	U
50-32-8	Benzo[a]pyrene	52	U
193-39-5	Indeno[1,2,3-cd]pyrene	52	U
53-70-3	Dibenz[a,h]anthracene	52	U
191-24-2	Benzo[g,h,i]perylene	52	U

SV-64

1B

SEMIVOLATILE ORGANICS ANALYSIS DATA SHEET

EPA SAMPLE NO.

MW13

Lab Name: ACCREDITED ANALYTICAL RESO Contract: _____

Lab Code: _____ Case No.: 2946 SAS No.: _____ SDG No.: _____

Matrix: (soil/water) WATER Lab Sample ID: 0607275

Sample wt/vol: 940 (g/ml) ML Lab File ID: E2440.D

Level: (low/med) LOW Date Received: _____

% Moisture: _____ decanted:(Y/N) N Date Extracted: 8/4/06

Concentrated Extract Volume: 500 (uL) Date Analyzed: 8/4/06

Injection Volume: 1.0 (uL) Dilution Factor: 1.0

GPC Cleanup: (Y/N) N pH: _____

CONCENTRATION UNITS:

CAS NO.	COMPOUND	(ug/L or ug/Kg) UG/L	Q
000062-75-9	N-Nitrosodimethylamine	5	U
108-95-2	Phenol	5	U
111-44-4	bis(2-Chloroethyl)ether	5	U
95-57-8	2-Chlorophenol	5	U
541-73-1	1,3-Dichlorobenzene	5	U
106-46-7	1,4-Dichlorobenzene	5	U
100-51-6	Benzyl alcohol	5	U
95-50-1	1,2-Dichlorobenzene	5	U
95-48-7	2-Methylphenol	44	
108-60-1	bis(2-chloroisopropyl)ether	5	U
106-44-5	3&4-Methylphenol	28	
621-64-7	N-Nitroso-di-n-propylamine	5	U
67-72-1	Hexachloroethane	5	U
98-95-3	Nitrobenzene	5	U
78-59-1	Isophorone	5	U
88-75-5	2-Nitrophenol	5	U
105-67-9	2,4-Dimethylphenol	87	E
000065-85-0	Benzoic Acid	27	U
111-91-1	bis(2-Chloroethoxy)methane	5	U
120-83-2	2,4-Dichlorophenol	5	U
120-82-1	1,2,4-Trichlorobenzene	5	U
91-20-3	Naphthalene	550	E
106-47-8	4-Chloroaniline	5	U
87-68-3	Hexachlorobutadiene	5	U
59-50-7	4-Chloro-3-methylphenol	5	U
91-57-6	2-Methylnaphthalene	200	E
77-47-4	Hexachlorocyclopentadiene	5	U
88-06-2	2,4,6-Trichlorophenol	5	U
95-95-4	2,4,5-Trichlorophenol	5	U
91-58-7	2-Chloronaphthalene	5	U
88-74-4	2-Nitroaniline	5	U
131-11-3	Dimethylphthalate	5	U
208-96-8	Acenaphthylene	5	U
99-09-2	3-Nitroaniline	5	U
83-32-9	Acenaphthene	1	J
51-28-5	2,4-Dinitrophenol	5	U
100-02-7	4-Nitrophenol	5	U

SV-65

1C

SEMIVOLATILE ORGANICS ANALYSIS DATA SHEET

EPA SAMPLE NO.

MW13

Lab Name: ACCREDITED ANALYTICAL RESO Contract:

Lab Code: Case No.: 2946 SAS No.: SDG No.:

Matrix: (soil/water) WATER Lab Sample ID: 0607275

Sample wt/vol: 940 (g/ml) ML Lab File ID: E2440.D

Level: (low/med) LOW Date Received:

% Moisture: decanted:(Y/N) N Date Extracted: 8/4/06

Concentrated Extract Volume: 500 (uL) Date Analyzed: 8/4/06

Injection Volume: 1.0 (uL) Dilution Factor: 1.0

GPC Cleanup: (Y/N) N pH:

CONCENTRATION UNITS:

CAS NO.	COMPOUND	(ug/L or ug/Kg) UG/L	Q
132-64-9	Dibenzofuran	5	U
606-20-2	2,6-Dinitrotoluene	5	U
121-14-2	2,4-Dinitrotoluene	5	U
84-66-2	Diethylphthalate	2	J
7005-72-3	4-Chlorophenyl-phenylether	5	U
86-73-7	Fluorene	2	J
100-01-6	4-Nitroaniline	5	U
534-52-1	4,6-Dinitro-2-methylphenol	5	U
86-30-6	n-Nitrosodiphenylamine	5	U
101-55-3	4-Bromophenyl-phenylether	5	U
118-74-1	Hexachlorobenzene	5	U
87-86-5	Pentachlorophenol	5	U
85-01-8	Phenanthrene	2	J
120-12-7	Anthracene	5	U
84-74-2	Di-n-butylphthalate	5	U
206-44-0	Fluoranthene	1	J
129-00-0	Pyrene	1	J
85-68-7	Butylbenzylphthalate	3	J
91-94-1	3,3'-Dichlorobenzidine	5	U
56-55-3	Benzo[a]anthracene	0.4	J
117-81-7	bis(2-Ethylhexyl)phthalate	3	J
218-01-9	Chrysene	0.5	J
117-84-0	Di-n-octylphthalate	2	J
205-99-2	Benzo[b]fluoranthene	5	U
207-08-9	Benzo[k]fluoranthene	5	U
50-32-8	Benzo[a]pyrene	0.3	J
193-39-5	Indeno[1,2,3-cd]pyrene	5	U
53-70-3	Dibenz[a,h]anthracene	5	U
191-24-2	Benzo[g,h,i]perylene	0.1	J

SV-66

1B

SEMIVOLATILE ORGANICS ANALYSIS DATA SHEET

EPA SAMPLE NO.

MW13DL

Lab Name: ACCREDITED ANALYTICAL RESO Contract: _____

Lab Code: _____ Case No.: 2946 SAS No.: _____ SDG No.: _____

Matrix: (soil/water) WATER Lab Sample ID: 0607275DL

Sample wt/vol: 940 (g/ml) ML Lab File ID: E2468.D

Level: (low/med) LOW Date Received: _____

% Moisture: _____ decanted:(Y/N) N Date Extracted: 8/4/06

Concentrated Extract Volume: 500 (uL) Date Analyzed: 8/8/06

Injection Volume: 1.0 (uL) Dilution Factor: 20.0

GPC Cleanup: (Y/N) N pH: _____

CONCENTRATION UNITS:

CAS NO.	COMPOUND	(ug/L or ug/Kg) UG/L	Q
000062-75-9	N-Nitrosodimethylamine	110	U
108-95-2	Phenol	110	U
111-44-4	bis(2-Chloroethyl)ether	110	U
95-57-8	2-Chlorophenol	110	U
541-73-1	1,3-Dichlorobenzene	110	U
106-46-7	1,4-Dichlorobenzene	110	U
100-51-6	Benzyl alcohol	110	U
95-50-1	1,2-Dichlorobenzene	110	U
95-48-7	2-Methylphenol	55	JD
108-60-1	bis(2-chloroisopropyl)ether	110	U
106-44-5	3&4-Methylphenol	52	JD
621-64-7	N-Nitroso-di-n-propylamine	110	U
67-72-1	Hexachloroethane	110	U
98-95-3	Nitrobenzene	110	U
78-59-1	Isophorone	110	U
88-75-5	2-Nitrophenol	110	U
105-67-9	2,4-Dimethylphenol	150	D
000065-85-0	Benzoic Acid	530	U
111-91-1	bis(2-Chloroethoxy)methane	110	U
120-83-2	2,4-Dichlorophenol	110	U
120-82-1	1,2,4-Trichlorobenzene	110	U
91-20-3	Naphthalene	670	D
106-47-8	4-Chloroaniline	110	U
87-68-3	Hexachlorobutadiene	110	U
59-50-7	4-Chloro-3-methylphenol	110	U
91-57-6	2-Methylnaphthalene	290	D
77-47-4	Hexachlorocyclopentadiene	110	U
88-06-2	2,4,6-Trichlorophenol	110	U
95-95-4	2,4,5-Trichlorophenol	110	U
91-58-7	2-Chloronaphthalene	110	U
88-74-4	2-Nitroaniline	110	U
131-11-3	Dimethylphthalate	110	U
208-96-8	Acenaphthylene	110	U
99-09-2	3-Nitroaniline	110	U
83-32-9	Acenaphthene	110	U
51-28-5	2,4-Dinitrophenol	110	U
100-02-7	4-Nitrophenol	110	U

SV-67

1C

SEMIVOLATILE ORGANICS ANALYSIS DATA SHEET

EPA SAMPLE NO.

MW13DL

Lab Name: ACCREDITED ANALYTICAL RESO Contract: _____

Lab Code: _____ Case No.: 2946 SAS No.: _____ SDG No.: _____

Matrix: (soil/water) WATER Lab Sample ID: 0607275DL

Sample wt/vol: 940 (g/ml) ML Lab File ID: E2468.D

Level: (low/med) LOW Date Received: _____

% Moisture: _____ decanted:(Y/N) N Date Extracted: 8/4/06

Concentrated Extract Volume: 500 (uL) Date Analyzed: 8/8/06

Injection Volume: 1.0 (uL) Dilution Factor: 20.0

GPC Cleanup: (Y/N) N pH: _____

CONCENTRATION UNITS:

CAS NO.	COMPOUND	(ug/L or ug/Kg) UG/L	Q
132-64-9	Dibenzofuran	110	U
606-20-2	2,6-Dinitrotoluene	110	U
121-14-2	2,4-Dinitrotoluene	110	U
84-66-2	Diethylphthalate	110	U
7005-72-3	4-Chlorophenyl-phenylether	110	U
86-73-7	Fluorene	110	U
100-01-6	4-Nitroaniline	110	U
534-52-1	4,6-Dinitro-2-methylphenol	110	U
86-30-6	n-Nitrosodiphenylamine	110	U
101-55-3	4-Bromophenyl-phenylether	110	U
118-74-1	Hexachlorobenzene	110	U
87-86-5	Pentachlorophenol	110	U
85-01-8	Phenanthrene	110	U
120-12-7	Anthracene	110	U
84-74-2	Di-n-butylphthalate	110	U
206-44-0	Fluoranthene	110	U
129-00-0	Pyrene	110	U
85-68-7	Butylbenzylphthalate	110	U
91-94-1	3,3'-Dichlorobenzidine	110	U
56-55-3	Benzo[a]anthracene	110	U
117-81-7	bis(2-Ethylhexyl)phthalate	110	U
218-01-9	Chrysene	110	U
117-84-0	Di-n-octylphthalate	110	U
205-99-2	Benzo[b]fluoranthene	110	U
207-08-9	Benzo[k]fluoranthene	110	U
50-32-8	Benzo[a]pyrene	110	U
193-39-5	Indeno[1,2,3-cd]pyrene	110	U
53-70-3	Dibenz[a,h]anthracene	110	U
191-24-2	Benzo[g,h,i]perylene	110	U

SV-68

1B

SEMIVOLATILE ORGANICS ANALYSIS DATA SHEET

EPA SAMPLE NO.

MW14

Lab Name: ACCREDITED ANALYTICAL RESO Contract:

Lab Code: Case No.: 2946 SAS No.: SDG No.:

Matrix: (soil/water) WATER Lab Sample ID: 0607276

Sample wt/vol: 900 (g/ml) ML Lab File ID: E2465.D

Level: (low/med) LOW Date Received:

% Moisture: decanted:(Y/N) N Date Extracted: 8/4/06

Concentrated Extract Volume: 500 (uL) Date Analyzed: 8/7/06

Injection Volume: 1.0 (uL) Dilution Factor: 1.0

GPC Cleanup: (Y/N) N pH:

CONCENTRATION UNITS:

CAS NO.	COMPOUND	(ug/L or ug/Kg) UG/L	Q
000062-75-9	N-Nitrosodimethylamine	6	U
108-95-2	Phenol	6	U
111-44-4	bis(2-Chloroethyl)ether	6	U
95-57-8	2-Chlorophenol	6	U
541-73-1	1,3-Dichlorobenzene	6	U
106-46-7	1,4-Dichlorobenzene	6	U
100-51-6	Benzyl alcohol	6	U
95-50-1	1,2-Dichlorobenzene	6	U
95-48-7	2-Methylphenol	6	U
108-60-1	bis(2-chloroisopropyl)ether	6	U
106-44-5	3&4-Methylphenol	68	
621-64-7	N-Nitroso-di-n-propylamine	6	U
67-72-1	Hexachloroethane	6	U
98-95-3	Nitrobenzene	6	U
78-59-1	Isophorone	6	U
88-75-5	2-Nitrophenol	6	U
105-67-9	2,4-Dimethylphenol	42	
000065-85-0	Benzoic Acid	28	U
111-91-1	bis(2-Chloroethoxy)methane	6	U
120-83-2	2,4-Dichlorophenol	6	U
120-82-1	1,2,4-Trichlorobenzene	6	U
91-20-3	Naphthalene	700	E
106-47-8	4-Chloroaniline	6	U
87-68-3	Hexachlorobutadiene	6	U
59-50-7	4-Chloro-3-methylphenol	6	U
91-57-6	2-Methylnaphthalene	540	E
77-47-4	Hexachlorocyclopentadiene	6	U
88-06-2	2,4,6-Trichlorophenol	6	U
95-95-4	2,4,5-Trichlorophenol	6	U
91-58-7	2-Chloronaphthalene	6	U
88-74-4	2-Nitroaniline	6	U
131-11-3	Dimethylphthalate	6	U
208-96-8	Acenaphthylene	6	U
99-09-2	3-Nitroaniline	6	U
83-32-9	Acenaphthene	6	U
51-28-5	2,4-Dinitrophenol	6	U
100-02-7	4-Nitrophenol	6	U

SV-69

1C

SEMIVOLATILE ORGANICS ANALYSIS DATA SHEET

EPA SAMPLE NO.

MW14

Lab Name: ACCREDITED ANALYTICAL RESO Contract: _____

Lab Code: _____ Case No.: 2946 SAS No.: _____ SDG No.: _____

Matrix: (soil/water) WATER Lab Sample ID: 0607276

Sample wt/vol: 900 (g/ml) ML Lab File ID: E2465.D

Level: (low/med) LOW Date Received: _____

% Moisture: _____ decanted:(Y/N) N Date Extracted: 8/4/06

Concentrated Extract Volume: 500 (uL) Date Analyzed: 8/7/06

Injection Volume: 1.0 (uL) Dilution Factor: 1.0

GPC Cleanup: (Y/N) N pH: _____

CONCENTRATION UNITS:

CAS NO.	COMPOUND	(ug/L or ug/Kg) UG/L	Q
132-64-9	Dibenzofuran	6	U
606-20-2	2,6-Dinitrotoluene	6	U
121-14-2	2,4-Dinitrotoluene	6	U
84-66-2	Diethylphthalate	6	U
7005-72-3	4-Chlorophenyl-phenylether	6	U
86-73-7	Fluorene	6	
100-01-6	4-Nitroaniline	6	U
534-52-1	4,6-Dinitro-2-methylphenol	6	U
86-30-6	n-Nitrosodiphenylamine	6	U
101-55-3	4-Bromophenyl-phenylether	6	U
118-74-1	Hexachlorobenzene	6	U
87-86-5	Pentachlorophenol	6	U
85-01-8	Phenanthrene	8	
120-12-7	Anthracene	2	J
84-74-2	Di-n-butylphthalate	6	U
206-44-0	Fluoranthene	6	
129-00-0	Pyrene	7	
85-68-7	Butylbenzylphthalate	12	
91-94-1	3,3'-Dichlorobenzidine	6	U
56-55-3	Benzo[a]anthracene	2	J
117-81-7	bis(2-Ethylhexyl)phthalate	10	
218-01-9	Chrysene	3	J
117-84-0	Di-n-octylphthalate	6	U
205-99-2	Benzo[b]fluoranthene	2	J
207-08-9	Benzo[k]fluoranthene	2	J
50-32-8	Benzo[a]pyrene	2	J
193-39-5	Indeno[1,2,3-cd]pyrene	0.6	J
53-70-3	Dibenz[a,h]anthracene	6	U
191-24-2	Benzo[g,h,i]perylene	0.6	J

SV-10

1B

SEMIVOLATILE ORGANICS ANALYSIS DATA SHEET

EPA SAMPLE NO.

MW14DL

Lab Name: ACCREDITED ANALYTICAL RESO Contract:

Lab Code: Case No.: 2946 SAS No.: SDG No.:

Matrix: (soil/water) WATER Lab Sample ID: 0607276DL

Sample wt/vol: 900 (g/ml) ML Lab File ID: E2485.D

Level: (low/med) LOW Date Received:

% Moisture: decanted:(Y/N) N Date Extracted: 8/4/06

Concentrated Extract Volume: 500 (uL) Date Analyzed: 8/9/06

Injection Volume: 1.0 (uL) Dilution Factor: 10.0

GPC Cleanup: (Y/N) N pH:

CONCENTRATION UNITS:

CAS NO.	COMPOUND	(ug/L or ug/Kg) UG/L	Q
000062-75-9	N-Nitrosodimethylamine	56	U
108-95-2	Phenol	56	U
111-44-4	bis(2-Chloroethyl)ether	56	U
95-57-8	2-Chlorophenol	56	U
541-73-1	1,3-Dichlorobenzene	56	U
106-46-7	1,4-Dichlorobenzene	56	U
100-51-6	Benzyl alcohol	56	U
95-50-1	1,2-Dichlorobenzene	56	U
95-48-7	2-Methylphenol	56	U
108-60-1	bis(2-chloroisopropyl)ether	56	U
106-44-5	3&4-Methylphenol	85	D
621-64-7	N-Nitroso-di-n-propylamine	56	U
67-72-1	Hexachloroethane	56	U
98-95-3	Nitrobenzene	56	U
78-59-1	Isophorone	56	U
88-75-5	2-Nitrophenol	56	U
105-67-9	2,4-Dimethylphenol	73	D
000065-85-0	Benzoic Acid	280	U
111-91-1	bis(2-Chloroethoxy)methane	56	U
120-83-2	2,4-Dichlorophenol	56	U
120-82-1	1,2,4-Trichlorobenzene	56	U
91-20-3	Naphthalene	890	D
106-47-8	4-Chloroaniline	56	U
87-68-3	Hexachlorobutadiene	56	U
59-50-7	4-Chloro-3-methylphenol	56	U
91-57-6	2-Methylnaphthalene	570	D
77-47-4	Hexachlorocyclopentadiene	56	U
88-06-2	2,4,6-Trichlorophenol	56	U
95-95-4	2,4,5-Trichlorophenol	56	U
91-58-7	2-Chloronaphthalene	56	U
88-74-4	2-Nitroaniline	56	U
131-11-3	Dimethylphthalate	56	U
208-96-8	Acenaphthylene	56	U
99-09-2	3-Nitroaniline	56	U
83-32-9	Acenaphthene	56	U
51-28-5	2,4-Dinitrophenol	56	U
100-02-7	4-Nitrophenol	56	U

SV-01

1C

SEMIVOLATILE ORGANICS ANALYSIS DATA SHEET

EPA SAMPLE NO.

MW14DL

Lab Name: ACCREDITED ANALYTICAL RESO Contract:

Lab Code: Case No.: 2946 SAS No.: SDG No.:

Matrix: (soil/water) WATER Lab Sample ID: 0607276DL

Sample wt/vol: 900 (g/ml) ML Lab File ID: E2485.D

Level: (low/med) LOW Date Received:

% Moisture: decanted:(Y/N) N Date Extracted: 8/4/06

Concentrated Extract Volume: 500 (uL) Date Analyzed: 8/9/06

Injection Volume: 1.0 (uL) Dilution Factor: 10.0

GPC Cleanup: (Y/N) N pH:

CONCENTRATION UNITS:

CAS NO.	COMPOUND	(ug/L or ug/Kg) UG/L	Q
132-64-9	Dibenzofuran	56	U
606-20-2	2,6-Dinitrotoluene	56	U
121-14-2	2,4-Dinitrotoluene	56	U
84-66-2	Diethylphthalate	56	U
7005-72-3	4-Chlorophenyl-phenylether	56	U
86-73-7	Fluorene	6	JD
100-01-6	4-Nitroaniline	56	U
534-52-1	4,6-Dinitro-2-methylphenol	56	U
86-30-6	n-Nitrosodiphenylamine	56	U
101-55-3	4-Bromophenyl-phenylether	56	U
118-74-1	Hexachlorobenzene	56	U
87-86-5	Pentachlorophenol	56	U
85-01-8	Phenanthrene	10	JD
120-12-7	Anthracene	56	U
84-74-2	Di-n-butylphthalate	56	U
206-44-0	Fluoranthene	7	JD
129-00-0	Pyrene	8	JD
85-68-7	Butylbenzylphthalate	56	U
91-94-1	3,3'-Dichlorobenzidine	56	U
56-55-3	Benzo[a]anthracene	3	JD
117-81-7	bis(2-Ethylhexyl)phthalate	11	JD
218-01-9	Chrysene	4	JD
117-84-0	Di-n-octylphthalate	56	U
205-99-2	Benzo[b]fluoranthene	56	U
207-08-9	Benzo[k]fluoranthene	56	U
50-32-8	Benzo[a]pyrene	2	JD
193-39-5	Indeno[1,2,3-cd]pyrene	56	U
53-70-3	Dibenz[a,h]anthracene	56	U
191-24-2	Benzo[g,h,i]perylene	56	U

SV-92

1B

SEMIVOLATILE ORGANICS ANALYSIS DATA SHEET

EPA SAMPLE NO.

MW15

Lab Name: ACCREDITED ANALYTICAL RESO Contract:

Lab Code: Case No.: 2946 SAS No.: SDG No.:

Matrix: (soil/water) WATER Lab Sample ID: 0607277

Sample wt/vol: 930 (g/ml) ML Lab File ID: E2461.D

Level: (low/med) LOW Date Received:

% Moisture: decanted:(Y/N) N Date Extracted: 8/4/06

Concentrated Extract Volume: 500 (uL) Date Analyzed: 8/7/06

Injection Volume: 1.0 (uL) Dilution Factor: 1.0

GPC Cleanup: (Y/N) N pH:

CONCENTRATION UNITS:

CAS NO.	COMPOUND	(ug/L or ug/Kg) UG/L	Q
000062-75-9	N-Nitrosodimethylamine	5	U
108-95-2	Phenol	5	U
111-44-4	bis(2-Chloroethyl)ether	5	U
95-57-8	2-Chlorophenol	5	U
541-73-1	1,3-Dichlorobenzene	5	U
106-46-7	1,4-Dichlorobenzene	5	U
100-51-6	Benzyl alcohol	5	U
95-50-1	1,2-Dichlorobenzene	5	U
95-48-7	2-Methylphenol	5	U
108-60-1	bis(2-chloroisopropyl)ether	5	U
106-44-5	3&4-Methylphenol	5	U
621-64-7	N-Nitroso-di-n-propylamine	5	U
67-72-1	Hexachloroethane	5	U
98-95-3	Nitrobenzene	5	U
78-59-1	Isophorone	5	U
88-75-5	2-Nitrophenol	5	U
105-67-9	2,4-Dimethylphenol	5	U
000065-85-0	Benzoic Acid	27	U
111-91-1	bis(2-Chloroethoxy)methane	5	U
120-83-2	2,4-Dichlorophenol	5	U
120-82-1	1,2,4-Trichlorobenzene	5	U
91-20-3	Naphthalene	3	J
106-47-8	4-Chloroaniline	5	U
87-68-3	Hexachlorobutadiene	5	U
59-50-7	4-Chloro-3-methylphenol	5	U
91-57-6	2-Methylnaphthalene	3	J
77-47-4	Hexachlorocyclopentadiene	5	U
88-06-2	2,4,6-Trichlorophenol	5	U
95-95-4	2,4,5-Trichlorophenol	5	U
91-58-7	2-Chloronaphthalene	5	U
88-74-4	2-Nitroaniline	5	U
131-11-3	Dimethylphthalate	5	U
208-96-8	Acenaphthylene	5	U
99-09-2	3-Nitroaniline	5	U
83-32-9	Acenaphthene	5	U
51-28-5	2,4-Dinitrophenol	5	U
100-02-7	4-Nitrophenol	5	U

SV-73

1C

SEMIVOLATILE ORGANICS ANALYSIS DATA SHEET

EPA SAMPLE NO.

MW15

Lab Name: ACCREDITED ANALYTICAL RESO Contract: _____

Lab Code: _____ Case No.: 2946 SAS No.: _____ SDG No.: _____

Matrix: (soil/water) WATER Lab Sample ID: 0607277

Sample wt/vol: 930 (g/ml) ML Lab File ID: E2461.D

Level: (low/med) LOW Date Received: _____

% Moisture: _____ decanted:(Y/N) N Date Extracted: 8/4/06

Concentrated Extract Volume: 500 (uL) Date Analyzed: 8/7/06

Injection Volume: 1.0 (uL) Dilution Factor: 1.0

GPC Cleanup: (Y/N) N pH: _____

CAS NO.	COMPOUND	CONCENTRATION UNITS: (ug/L or ug/Kg) UG/L	Q
132-64-9	Dibenzofuran	5	U
606-20-2	2,6-Dinitrotoluene	5	U
121-14-2	2,4-Dinitrotoluene	5	U
84-66-2	Diethylphthalate	5	U
7005-72-3	4-Chlorophenyl-phenylether	5	U
86-73-7	Fluorene	5	U
100-01-6	4-Nitroaniline	5	U
534-52-1	4,6-Dinitro-2-methylphenol	5	U
86-30-6	n-Nitrosodiphenylamine	5	U
101-55-3	4-Bromophenyl-phenylether	5	U
118-74-1	Hexachlorobenzene	5	U
87-86-5	Pentachlorophenol	5	U
85-01-8	Phenanthrene	5	U
120-12-7	Anthracene	5	U
84-74-2	Di-n-butylphthalate	5	U
206-44-0	Fluoranthene	5	U
129-00-0	Pyrene	5	U
85-68-7	Butylbenzylphthalate	9	
91-94-1	3,3'-Dichlorobenzidine	5	U
56-55-3	Benzo[a]anthracene	5	U
117-81-7	bis(2-Ethylhexyl)phthalate	1	J
218-01-9	Chrysene	5	U
117-84-0	Di-n-octylphthalate	5	U
205-99-2	Benzo[b]fluoranthene	5	U
207-08-9	Benzo[k]fluoranthene	5	U
50-32-8	Benzo[a]pyrene	5	U
193-39-5	Indeno[1,2,3-cd]pyrene	5	U
53-70-3	Dibenz[a,h]anthracene	5	U
191-24-2	Benzo[g,h,i]perylene	5	U

SV-04

1B

SEMIVOLATILE ORGANICS ANALYSIS DATA SHEET

EPA SAMPLE NO.

MW16

Lab Name: ACCREDITED ANALYTICAL RESO Contract:

Lab Code: Case No.: 2946 SAS No.: SDG No.:

Matrix: (soil/water) WATER Lab Sample ID: 0607278

Sample wt/vol: 950 (g/ml) ML Lab File ID: E2462.D

Level: (low/med) LOW Date Received:

% Moisture: decanted:(Y/N) N Date Extracted: 8/4/06

Concentrated Extract Volume: 500 (uL) Date Analyzed: 8/7/06

Injection Volume: 1.0 (uL) Dilution Factor: 1.0

GPC Cleanup: (Y/N) N pH:

CONCENTRATION UNITS:

CAS NO.	COMPOUND	(ug/L or ug/Kg) UG/L	Q
000062-75-9	N-Nitrosodimethylamine	5	U
108-95-2	Phenol	5	U
111-44-4	bis(2-Chloroethyl)ether	5	U
95-57-8	2-Chlorophenol	5	U
541-73-1	1,3-Dichlorobenzene	5	U
106-46-7	1,4-Dichlorobenzene	5	U
100-51-6	Benzyl alcohol	5	U
95-50-1	1,2-Dichlorobenzene	5	U
95-48-7	2-Methylphenol	5	U
108-60-1	bis(2-chloroisopropyl)ether	5	U
106-44-5	3&4-Methylphenol	5	U
621-64-7	N-Nitroso-di-n-propylamine	5	U
67-72-1	Hexachloroethane	5	U
98-95-3	Nitrobenzene	5	U
78-59-1	Isophorone	5	U
88-75-5	2-Nitrophenol	5	U
105-67-9	2,4-Dimethylphenol	5	U
000065-85-0	Benzoic Acid	26	U
111-91-1	bis(2-Chloroethoxy)methane	5	U
120-83-2	2,4-Dichlorophenol	5	U
120-82-1	1,2,4-Trichlorobenzene	5	U
91-20-3	Naphthalene	2	J
106-47-8	4-Chloroaniline	5	U
87-68-3	Hexachlorobutadiene	5	U
59-50-7	4-Chloro-3-methylphenol	5	U
91-57-6	2-Methylnaphthalene	2	J
77-47-4	Hexachlorocyclopentadiene	5	U
88-06-2	2,4,6-Trichlorophenol	5	U
95-95-4	2,4,5-Trichlorophenol	5	U
91-58-7	2-Chloronaphthalene	5	U
88-74-4	2-Nitroaniline	5	U
131-11-3	Dimethylphthalate	5	U
208-96-8	Acenaphthylene	5	U
99-09-2	3-Nitroaniline	5	U
83-32-9	Acenaphthene	5	U
51-28-5	2,4-Dinitrophenol	5	U
100-02-7	4-Nitrophenol	5	U

SV-75

1C

SEMIVOLATILE ORGANICS ANALYSIS DATA SHEET

EPA SAMPLE NO.

MW16

Lab Name: ACCREDITED ANALYTICAL RESO Contract: _____

Lab Code: _____ Case No.: 2946 SAS No.: _____ SDG No.: _____

Matrix: (soil/water) WATER Lab Sample ID: 0607278

Sample wt/vol: 950 (g/ml) ML Lab File ID: E2462.D

Level: (low/med) LOW Date Received: _____

% Moisture: _____ decanted:(Y/N) N Date Extracted: 8/4/06

Concentrated Extract Volume: 500 (uL) Date Analyzed: 8/7/06

Injection Volume: 1.0 (uL) Dilution Factor: 1.0

GPC Cleanup: (Y/N) N pH: _____

CONCENTRATION UNITS:

CAS NO.	COMPOUND	(ug/L or ug/Kg) UG/L	Q
132-64-9	Dibenzofuran	5	U
606-20-2	2,6-Dinitrotoluene	5	U
121-14-2	2,4-Dinitrotoluene	5	U
84-66-2	Diethylphthalate	5	U
7005-72-3	4-Chlorophenyl-phenylether	5	U
86-73-7	Fluorene	5	U
100-01-6	4-Nitroaniline	5	U
534-52-1	4,6-Dinitro-2-methylphenol	5	U
86-30-6	n-Nitrosodiphenylamine	5	U
101-55-3	4-Bromophenyl-phenylether	5	U
118-74-1	Hexachlorobenzene	5	U
87-86-5	Pentachlorophenol	5	U
85-01-8	Phenanthrene	5	U
120-12-7	Anthracene	5	U
84-74-2	Di-n-butylphthalate	5	U
206-44-0	Fluoranthene	5	U
129-00-0	Pyrene	5	U
85-68-7	Butylbenzylphthalate	1	J
91-94-1	3,3'-Dichlorobenzidine	5	U
56-55-3	Benzo[a]anthracene	5	U
117-81-7	bis(2-Ethylhexyl)phthalate	5	U
218-01-9	Chrysene	5	U
117-84-0	Di-n-octylphthalate	5	U
205-99-2	Benzo[b]fluoranthene	5	U
207-08-9	Benzo[k]fluoranthene	5	U
50-32-8	Benzo[a]pyrene	5	U
193-39-5	Indeno[1,2,3-cd]pyrene	5	U
53-70-3	Dibenz[a,h]anthracene	5	U
191-24-2	Benzo[g,h,i]perylene	5	U

SV-06

1B

SEMIVOLATILE ORGANICS ANALYSIS DATA SHEET

EPA SAMPLE NO.

MW17

Lab Name: ACCREDITED ANALYTICAL RESO Contract: _____

Lab Code: _____ Case No.: 2946 SAS No.: _____ SDG No.: _____

Matrix: (soil/water) WATER Lab Sample ID: 0607279

Sample wt/vol: 980 (g/ml) ML Lab File ID: E2463.D

Level: (low/med) LOW Date Received: _____

% Moisture: _____ decanted:(Y/N) N Date Extracted: 8/4/06

Concentrated Extract Volume: 500 (uL) Date Analyzed: 8/7/06

Injection Volume: 1.0 (uL) Dilution Factor: 1.0

GPC Cleanup: (Y/N) N pH: _____

CONCENTRATION UNITS:

CAS NO.	COMPOUND	(ug/L or ug/Kg) UG/L	Q
000062-75-9	N-Nitrosodimethylamine	5	U
108-95-2	Phenol	5	U
111-44-4	bis(2-Chloroethyl)ether	5	U
95-57-8	2-Chlorophenol	5	U
541-73-1	1,3-Dichlorobenzene	5	U
106-46-7	1,4-Dichlorobenzene	5	U
100-51-6	Benzyl alcohol	5	U
95-50-1	1,2-Dichlorobenzene	5	U
95-48-7	2-Methylphenol	5	U
108-60-1	bis(2-chloroisopropyl)ether	5	U
106-44-5	3&4-Methylphenol	0.9	J
621-64-7	N-Nitroso-di-n-propylamine	5	U
67-72-1	Hexachloroethane	5	U
98-95-3	Nitrobenzene	5	U
78-59-1	Isophorone	5	U
88-75-5	2-Nitrophenol	5	U
105-67-9	2,4-Dimethylphenol	5	U
000065-85-0	Benzoic Acid	26	U
111-91-1	bis(2-Chloroethoxy)methane	0.2	J
120-83-2	2,4-Dichlorophenol	5	U
120-82-1	1,2,4-Trichlorobenzene	5	U
91-20-3	Naphthalene	42	
106-47-8	4-Chloroaniline	5	U
87-68-3	Hexachlorobutadiene	5	U
59-50-7	4-Chloro-3-methylphenol	5	U
91-57-6	2-Methylnaphthalene	39	
77-47-4	Hexachlorocyclopentadiene	5	U
88-06-2	2,4,6-Trichlorophenol	5	U
95-95-4	2,4,5-Trichlorophenol	5	U
91-58-7	2-Chloronaphthalene	5	U
88-74-4	2-Nitroaniline	5	U
131-11-3	Dimethylphthalate	5	U
208-96-8	Acenaphthylene	5	U
99-09-2	3-Nitroaniline	5	U
83-32-9	Acenaphthene	2	J
51-28-5	2,4-Dinitrophenol	5	U
100-02-7	4-Nitrophenol	5	U

1C

SEMIVOLATILE ORGANICS ANALYSIS DATA SHEET

EPA SAMPLE NO.

MW17

Lab Name: ACCREDITED ANALYTICAL RESO Contract: _____

Lab Code: _____ Case No.: 2946 SAS No.: _____ SDG No.: _____

Matrix: (soil/water) WATER Lab Sample ID: 0607279

Sample wt/vol: 980 (g/ml) ML Lab File ID: E2463.D

Level: (low/med) LOW Date Received: _____

% Moisture: _____ decanted:(Y/N) N Date Extracted: 8/4/06

Concentrated Extract Volume: 500 (uL) Date Analyzed: 8/7/06

Injection Volume: 1.0 (uL) Dilution Factor: 1.0

GPC Cleanup: (Y/N) N pH: _____

CONCENTRATION UNITS:

CAS NO.	COMPOUND	(ug/L or ug/Kg) UG/L	Q
132-64-9	Dibenzofuran	2	J
606-20-2	2,6-Dinitrotoluene	5	U
121-14-2	2,4-Dinitrotoluene	5	U
84-66-2	Diethylphthalate	5	U
7005-72-3	4-Chlorophenyl-phenylether	5	U
86-73-7	Fluorene	3	J
100-01-6	4-Nitroaniline	5	U
534-52-1	4,6-Dinitro-2-methylphenol	5	U
86-30-6	n-Nitrosodiphenylamine	5	U
101-55-3	4-Bromophenyl-phenylether	5	U
118-74-1	Hexachlorobenzene	5	U
87-86-5	Pentachlorophenol	5	U
85-01-8	Phenanthrene	3	J
120-12-7	Anthracene	0.6	J
84-74-2	Di-n-butylphthalate	5	U
206-44-0	Fluoranthene	5	U
129-00-0	Pyrene	5	U
85-68-7	Butylbenzylphthalate	5	U
91-94-1	3,3'-Dichlorobenzidine	5	U
56-55-3	Benzo[a]anthracene	5	U
117-81-7	bis(2-Ethylhexyl)phthalate	2	J
218-01-9	Chrysene	5	U
117-84-0	Di-n-octylphthalate	5	U
205-99-2	Benzo[b]fluoranthene	5	U
207-08-9	Benzo[k]fluoranthene	5	U
50-32-8	Benzo[a]pyrene	5	U
193-39-5	Indeno[1,2,3-cd]pyrene	5	U
53-70-3	Dibenz[a,h]anthracene	5	U
191-24-2	Benzo[g,h,i]perylene	5	U

SV-08

1B

EPA SAMPLE NO.

SEMIVOLATILE ORGANICS ANALYSIS DATA SHEET

FIELDBLANK

Lab Name: ACCREDITED ANALYTICAL RESO Contract: _____

Lab Code: _____ Case No.: 2946 SAS No.: _____ SDG No.: _____

Matrix: (soil/water) WATER Lab Sample ID: 0607280

Sample wt/vol: 1000 (g/ml) ML Lab File ID: F5976.D

Level: (low/med) LOW Date Received: _____

% Moisture: _____ decanted:(Y/N) N Date Extracted: 8/4/2006

Concentrated Extract Volume: 500 (uL) Date Analyzed: 8/10/2006

Injection Volume: 1.0 (uL) Dilution Factor: 1.0

GPC Cleanup: (Y/N) N pH: _____

CONCENTRATION UNITS:

CAS NO.	COMPOUND	(ug/L or ug/Kg) UG/L	Q
000062-75-9	N-Nitrosodimethylamine	5	U
108-95-2	Phenol	5	U
111-44-4	bis(2-Chloroethyl)ether	5	U
95-57-8	2-Chlorophenol	5	U
541-73-1	1,3-Dichlorobenzene	5	U
106-46-7	1,4-Dichlorobenzene	5	U
100-51-6	Benzyl alcohol	5	U
95-50-1	1,2-Dichlorobenzene	5	U
95-48-7	2-Methylphenol	5	U
108-60-1	bis(2-chloroisopropyl)ether	5	U
106-44-5	3&4-Methylphenol	5	U
621-64-7	N-Nitroso-di-n-propylamine	5	U
67-72-1	Hexachloroethane	5	U
98-95-3	Nitrobenzene	5	U
78-59-1	Isophorone	5	U
88-75-5	2-Nitrophenol	5	U
105-67-9	2,4-Dimethylphenol	5	U
000065-85-0	Benzoic Acid	25	U
111-91-1	bis(2-Chloroethoxy)methane	5	U
120-83-2	2,4-Dichlorophenol	5	U
120-82-1	1,2,4-Trichlorobenzene	5	U
91-20-3	Naphthalene	5	U
106-47-8	4-Chloroaniline	5	U
87-68-3	Hexachlorobutadiene	5	U
59-50-7	4-Chloro-3-methylphenol	5	U
91-57-6	2-Methylnaphthalene	0.6	J
77-47-4	Hexachlorocyclopentadiene	5	U
88-06-2	2,4,6-Trichlorophenol	5	U
95-95-4	2,4,5-Trichlorophenol	5	U
91-58-7	2-Chloronaphthalene	5	U
88-74-4	2-Nitroaniline	5	U
131-11-3	Dimethylphthalate	5	U
208-96-8	Acenaphthylene	5	U
99-09-2	3-Nitroaniline	5	U
83-32-9	Acenaphthene	5	U
51-28-5	2,4-Dinitrophenol	5	U
100-02-7	4-Nitrophenol	5	U

SV-09

1C

SEMIVOLATILE ORGANICS ANALYSIS DATA SHEET

EPA SAMPLE NO.

FIELDBLANK

Lab Name: ACCREDITED ANALYTICAL RESO Contract: _____

Lab Code: _____ Case No.: 2946 SAS No.: _____ SDG No.: _____

Matrix: (soil/water) WATER Lab Sample ID: 0607280

Sample wt/vol: 1000 (g/ml) ML Lab File ID: F5976.D

Level: (low/med) LOW Date Received: _____

% Moisture: _____ decanted:(Y/N) N Date Extracted: 8/4/2006

Concentrated Extract Volume: 500 (uL) Date Analyzed: 8/10/2006

Injection Volume: 1.0 (uL) Dilution Factor: 1.0

GPC Cleanup: (Y/N) N pH: _____

CONCENTRATION UNITS:

CAS NO.	COMPOUND	(ug/L or ug/Kg) UG/L	Q
132-64-9	Dibenzofuran	5	U
606-20-2	2,6-Dinitrotoluene	5	U
121-14-2	2,4-Dinitrotoluene	5	U
84-66-2	Diethylphthalate	5	U
7005-72-3	4-Chlorophenyl-phenylether	5	U
86-73-7	Fluorene	5	U
100-01-6	4-Nitroaniline	5	U
534-52-1	4,6-Dinitro-2-methylphenol	5	U
86-30-6	n-Nitrosodiphenylamine	5	U
101-55-3	4-Bromophenyl-phenylether	5	U
118-74-1	Hexachlorobenzene	5	U
87-86-5	Pentachlorophenol	5	U
85-01-8	Phenanthrene	5	U
120-12-7	Anthracene	5	U
84-74-2	Di-n-butylphthalate	5	U
206-44-0	Fluoranthene	5	U
129-00-0	Pyrene	5	U
85-68-7	Butylbenzylphthalate	5	U
91-94-1	3,3'-Dichlorobenzidine	5	U
56-55-3	Benzo[a]anthracene	5	U
117-81-7	bis(2-Ethylhexyl)phthalate	5	U
218-01-9	Chrysene	5	U
117-84-0	Di-n-octylphthalate	5	U
205-99-2	Benzo[b]fluoranthene	5	U
207-08-9	Benzo[k]fluoranthene	5	U
50-32-8	Benzo[a]pyrene	5	U
193-39-5	Indeno[1,2,3-cd]pyrene	5	U
53-70-3	Dibenz[a,h]anthracene	5	U
191-24-2	Benzo[g,h,i]perylene	5	U

SV-80

Quantitation Report

Data File : E:\F\DATA\AUG06\F0804\F5926.D
Acq On : 4 Aug 2006 12:36
Sample : 0607263
Misc : WATER 2946 08/03/06 MW1
MS Integration Params: rteint.p
Quant Time: Aug 10 13:29 2006

Vial: 4
Operator: JOSE
Inst : HP5971AF
Multiplr: 1.00
Quant Results File: SVF80725.RES

Method : E:\F\METHODS\SVF80725.M (RTE Integrator)
Title : SEMI-VOA 8270 CALIBRATION HP5971AF
Last Update : Tue Aug 08 13:01:22 2006
Response via : Initial Calibration



SV-81

Quantitation Report (QT Reviewed)

Data File : E:\F\DATA\AUG06\F0804\F5926.D
Acq On : 4 Aug 2006 12:36
Sample : 0607263
Misc : WATER 2946 08/03/06 MW1
MS Integration Params: rteint.p
Quant Time: Aug 10 13:29 2006

Vial: 4
Operator: JOSE
Inst : HP5971AF
Multiplr: 1.00
Quant Results File: SVF80725.RES

Quant Method : E:\F\METHODS\SVF80725.M (RTE Integrator)
Title : SEMI-VOA 8270 CALIBRATION HP5971AF
Last Update : Fri Aug 04 10:10:24 2006
Response via : Initial Calibration
DataAcq Meth : SVF80725

Internal Standards	R.T.	QIon	Response	Conc	Units	Dev(Min)
1) 1,4-Dichlorobenzene-d4	10.00	152	405071	40.00	ul/l	-0.03
19) Naphthalene-d8	13.22	136	1668311	40.00	ul/l	-0.03
34) Acenaphthene-d10	17.75	164	794669	40.00	ul/l	-0.03
55) Phenanthrene-d10	21.50	188	1102867	40.00	ul/l	-0.03
68) Chrysene-d12	28.31	240	949460	40.00	ul/l	-0.04
77) Perylene-d12	31.71	264	893541	40.00	ul/l	-0.04

System Monitoring Compounds

4) 2-Fluorophenol	7.12	112	728651	45.37	ul/l	0.00
Spiked Amount 200.000	Range 21 - 100		Recovery = 22.68%			
6) Phenol-d5	9.52	99	741666	33.70	ul/l	-0.04
Spiked Amount 200.000	Range 10 - 94		Recovery = 16.85%			
20) Nitrobenzene-d5	11.52	82	998677	44.88	ul/l	-0.04
Spiked Amount 100.000	Range 35 - 114		Recovery = 44.88%			
38) 2-Fluorobiphenyl	16.08	172	1364549	52.24	ul/l	-0.03
Spiked Amount 100.000	Range 43 - 116		Recovery = 52.24%			
54) 2,4,6-Tribromophenol	19.83	330	513331	129.22	ul/l	-0.02
Spiked Amount 200.000	Range 10 - 123		Recovery = 64.61%			
71) Terphenyl-d14	25.67	244	1712678	77.28	ul/l	-0.01
Spiked Amount 100.000	Range 33 - 141		Recovery = 77.28%			

Target Compounds Qvalue

(#) = qualifier out of range (m) = manual integration

SV-82

Quantitation Report

Data File : E:\F\DATA\AUG06\F0804\F5933.D
Acq On : 4 Aug 2006 17:55
Sample : 0607264
Misc : WATER 2946 08/03/06 MW2
MS Integration Params: rteint.p
Quant Time: Aug 10 13:48 2006

Vial: 11
Operator: JOSE
Inst : HP5971AF
Multiplr: 1.00

Quant Results File: SVF80725.RES

Method : E:\F\METHODS\SVF80725.M (RTE Integrator)
Title : SEMI-VOA 8270 CALIBRATION HP5971AF
Last Update : Tue Aug 08 13:01:22 2006
Response via : Initial Calibration

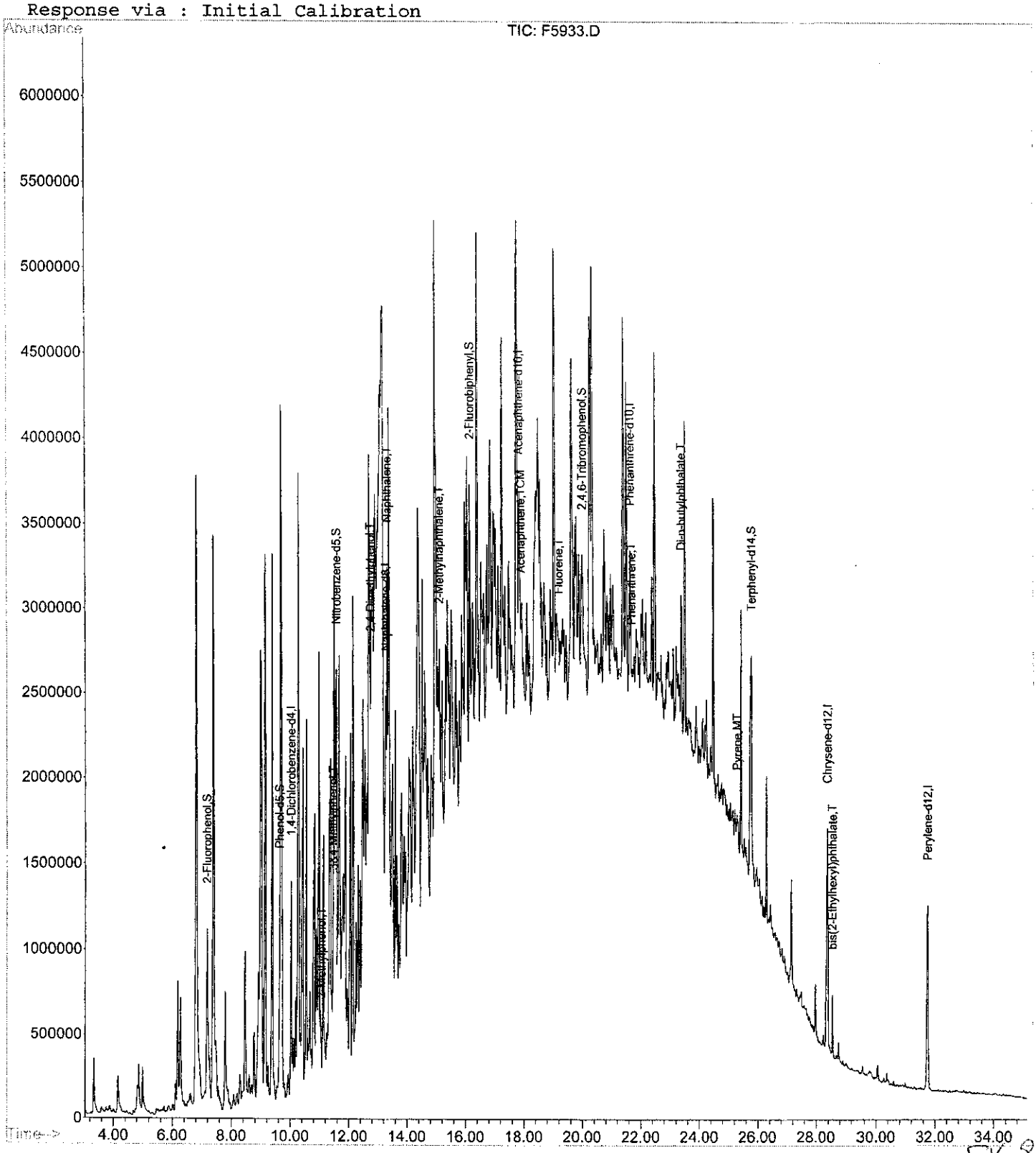

SV-83

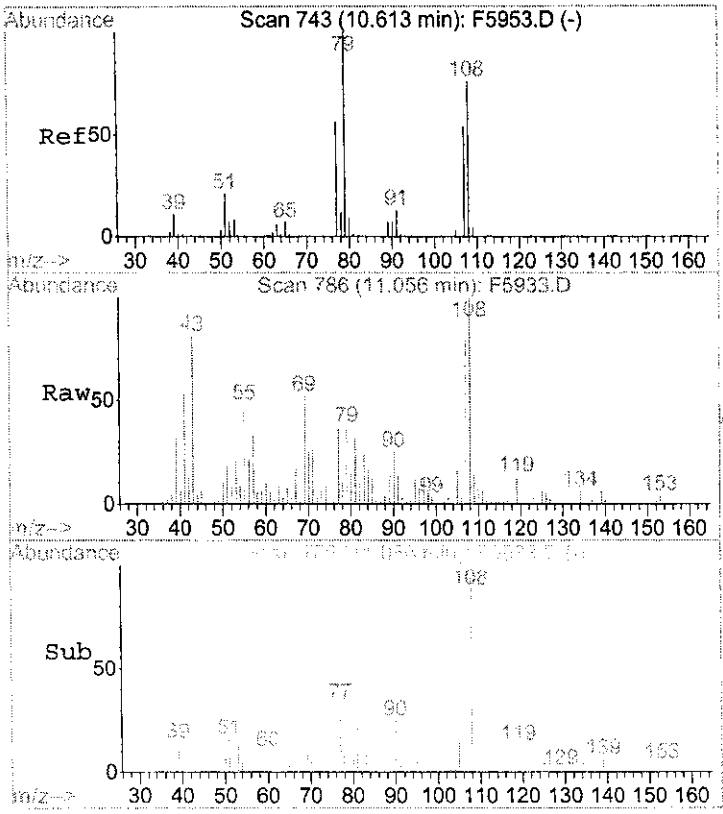

#14
2-Methylphenol
Concen: 6.10 ul/l
RT: 11.06 min Scan# 786
Delta R.T. 0.07 min
Lab File: F5933.D
Acq: 4 Aug 2006 17:55

Tgt Ion:108 Resp: 103594

Ion	Ratio	Lower	Upper
108	100		
107	100.4	64.2	104.2

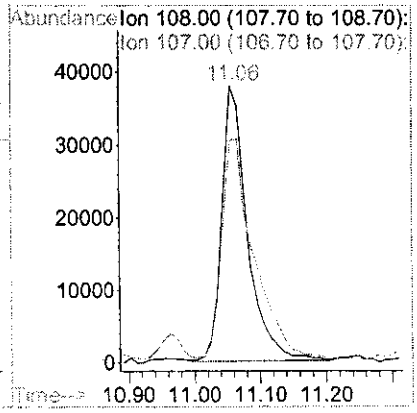

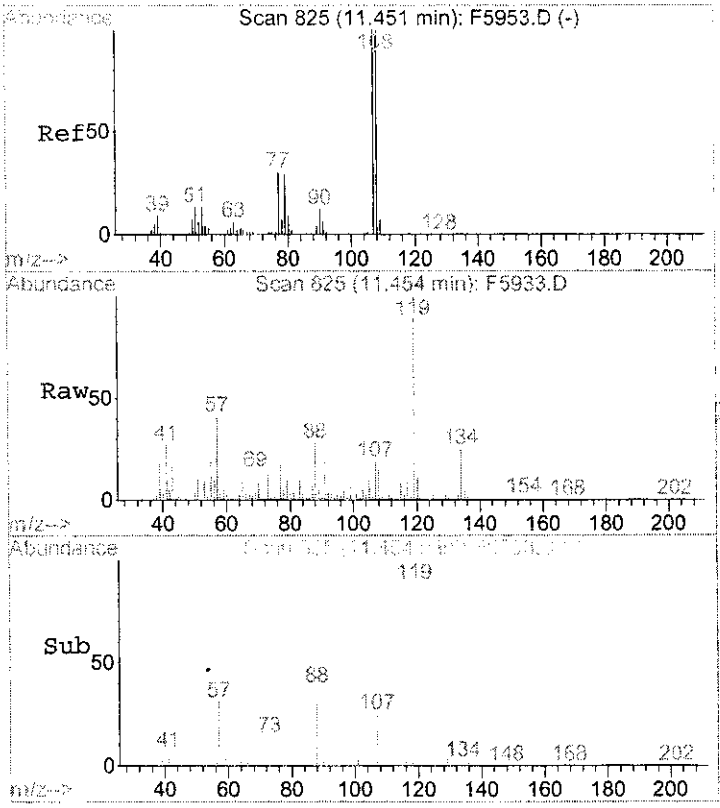

#16
3&4-Methylphenol
Concen: 5.69 ul/l
RT: 11.45 min Scan# 825
Delta R.T. 0.06 min
Lab File: F5933.D
Acq: 4 Aug 2006 17:55

Tgt Ion:108 Resp: 101402

Ion	Ratio	Lower	Upper
108	100		
107	116.7	79.3	119.3

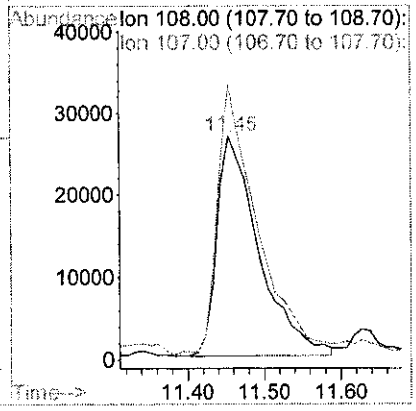

SV-84

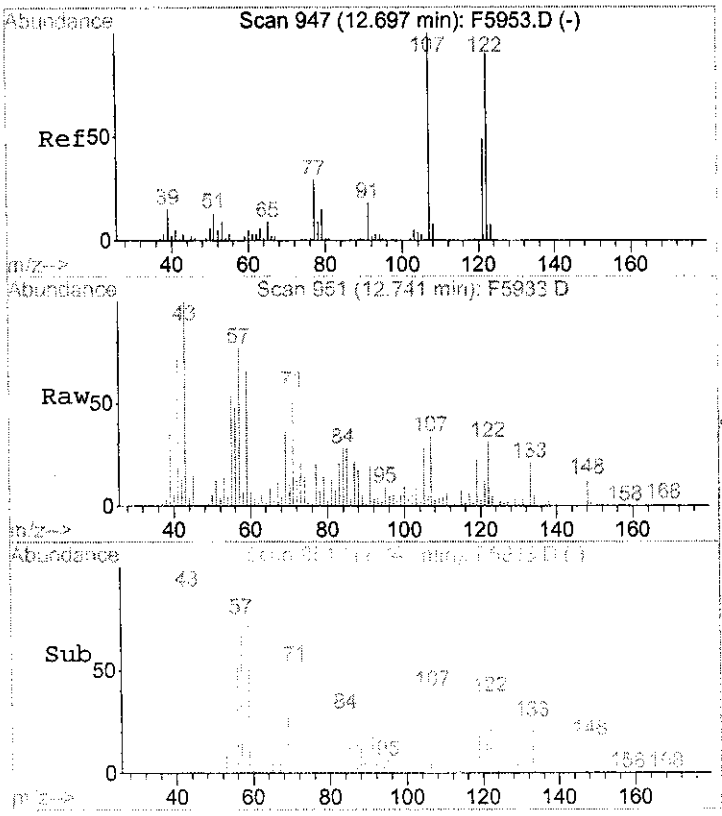

#24
2,4-Dimethylphenol
Concen: 22.84 ul/l
RT: 12.74 min Scan# 951
Delta R.T. 0.07 min
Lab File: F5933.D
Acq: 4 Aug 2006 17:55

Tgt Ion:107 Resp: 369652

Ion	Ratio	Lower	Upper
107	100		
121	37.8	28.3	68.3
122	91.8	70.7	110.7

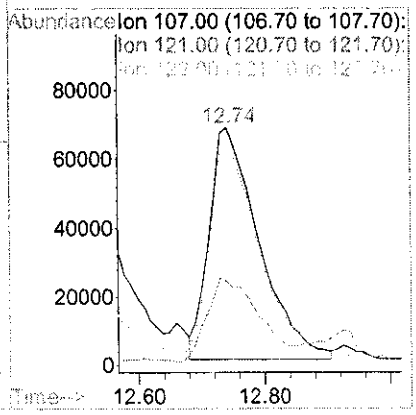

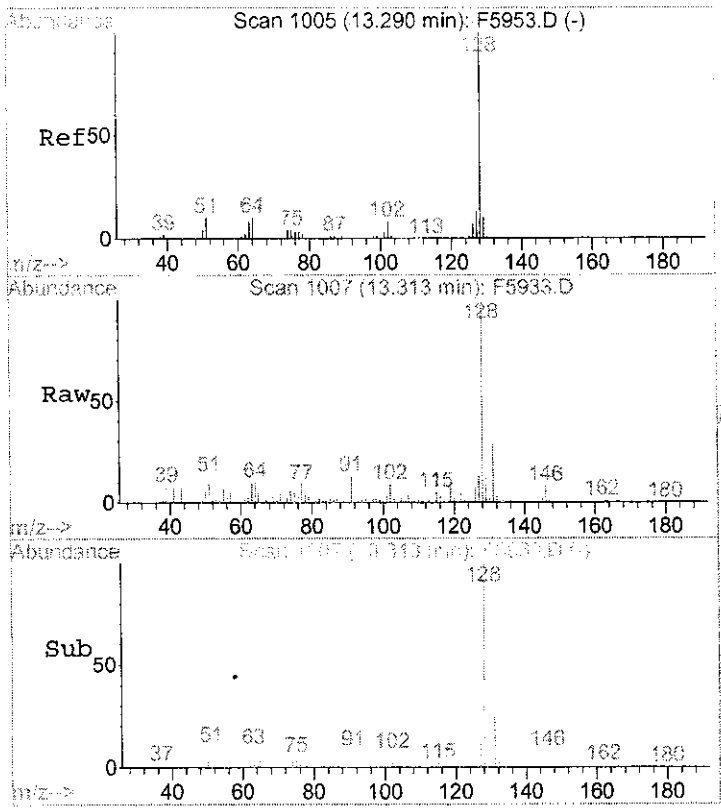

#29
Naphthalene
Concen: 38.93 ul/l
RT: 13.31 min Scan# 1007
Delta R.T. -0.00 min
Lab File: F5933.D
Acq: 4 Aug 2006 17:55

Tgt Ion:128 Resp: 1609219

Ion	Ratio	Lower	Upper
128	100		
129	15.2	0.0	30.8
127	13.1	0.0	32.6

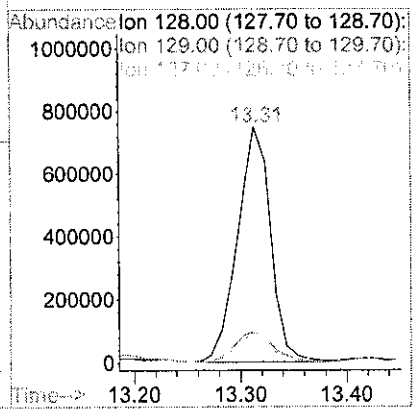

SV-85

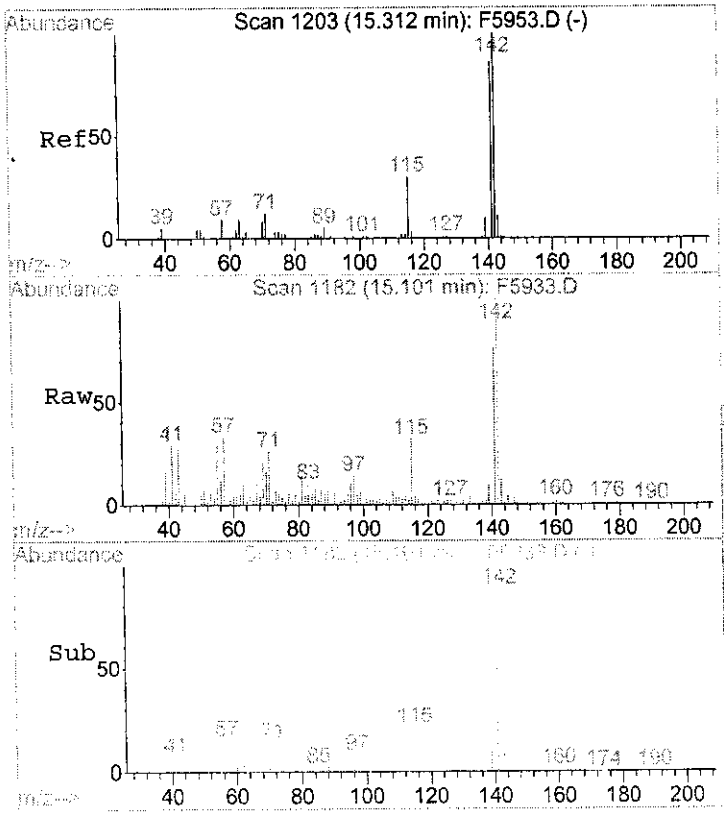

#33
2-Methylnaphthalene
Concen: 33.82 ul/l
RT: 15.10 min Scan# 1182
Delta R.T. 0.03 min
Lab File: F5933.D
Acq: 4 Aug 2006 17:55

Tgt Ion:142 Resp: 824306

Ion	Ratio	Lower	Upper
142	100		
141	78.1	61.9	101.9

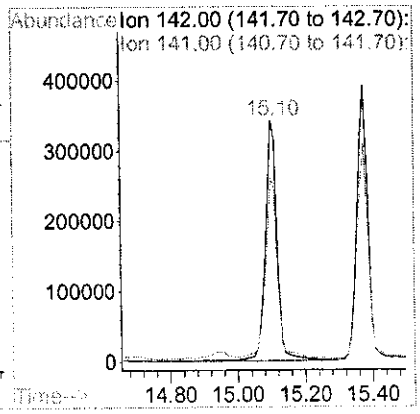

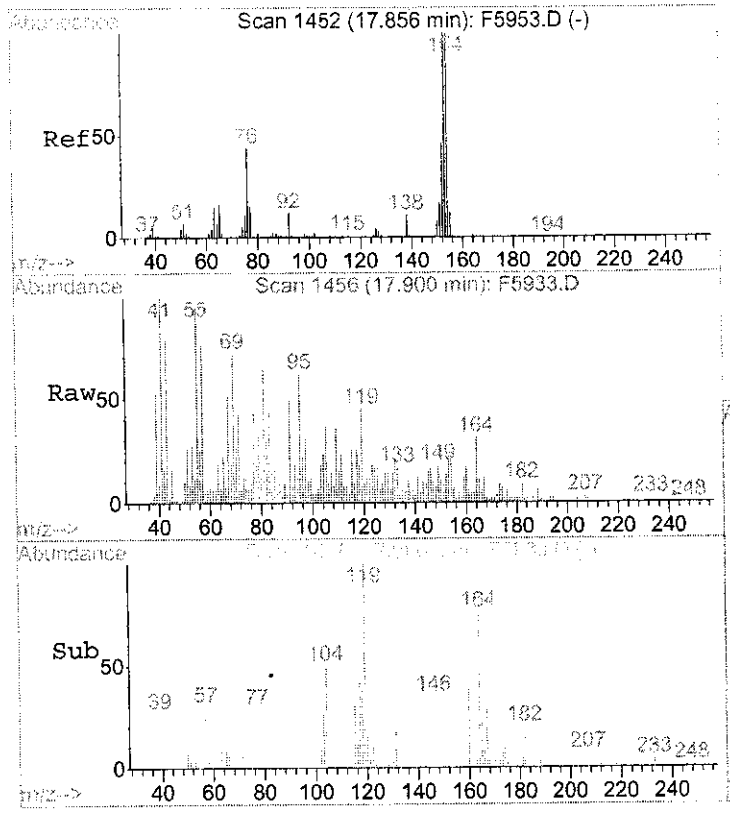

#44
Acenaphthene
Concen: 1.89 ul/l
RT: 17.90 min Scan# 1456
Delta R.T. 0.02 min
Lab File: F5933.D
Acq: 4 Aug 2006 17:55

Tgt Ion:153 Resp: 49863

Ion	Ratio	Lower	Upper
153	100		
152	69.4	26.5	66.5#
154	103.9	80.4	120.4

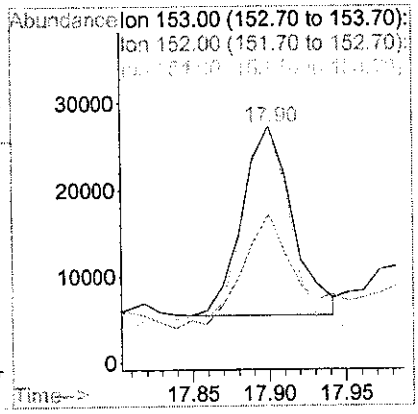

SV-86

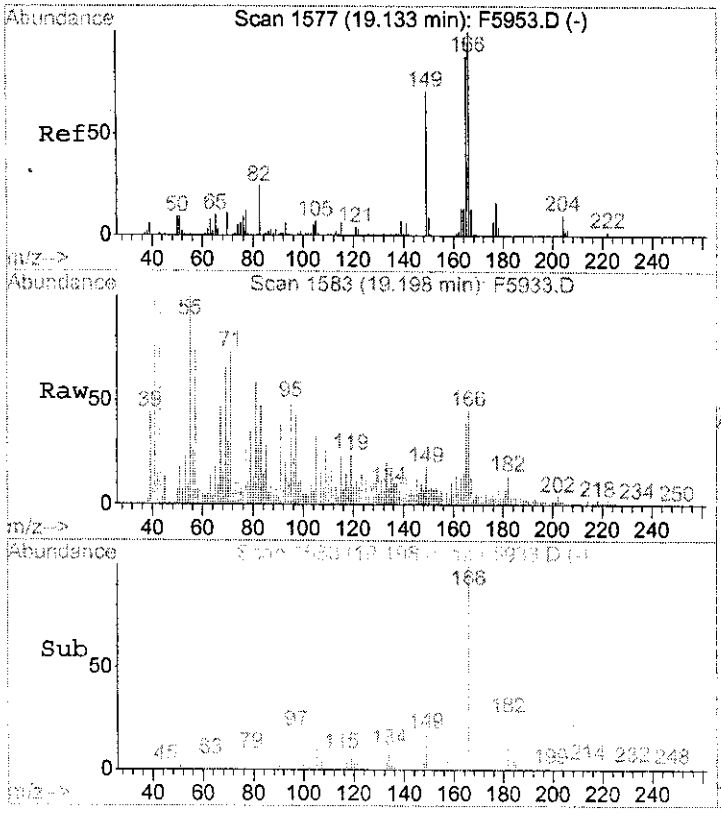

#52
Fluorene
Concen: 4.74 ul/l
RT: 19.20 min Scan# 1583
Delta R.T. 0.04 min
Lab File: F5933.D
Acq: 4 Aug 2006 17:55

Tgt Ion:166 Resp: 132569

Ion	Ratio	Lower	Upper
166	100		
165	116.7	67.7	107.7#
167	17.7	0.0	32.9

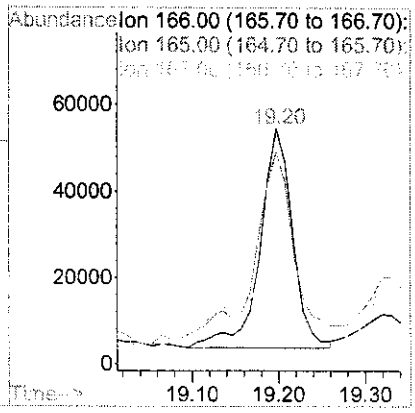

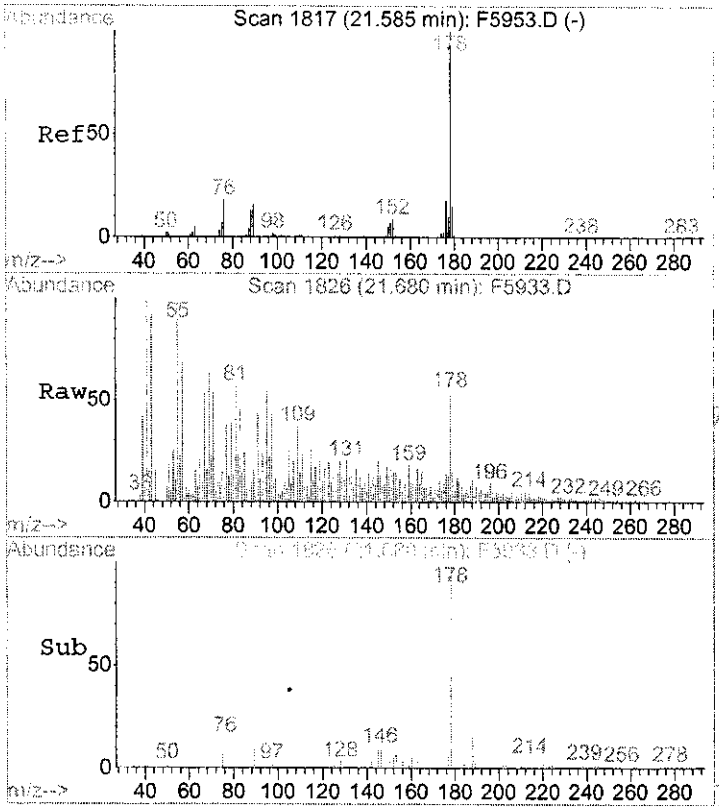

#64
Phenanthrene
Concen: 3.13 ul/l
RT: 21.68 min Scan# 1826
Delta R.T. 0.08 min
Lab File: F5933.D
Acq: 4 Aug 2006 17:55

Tgt Ion:178 Resp: 109464

Ion	Ratio	Lower	Upper
178	100		
179	26.0	0.0	35.3
176	19.8	0.0	37.9

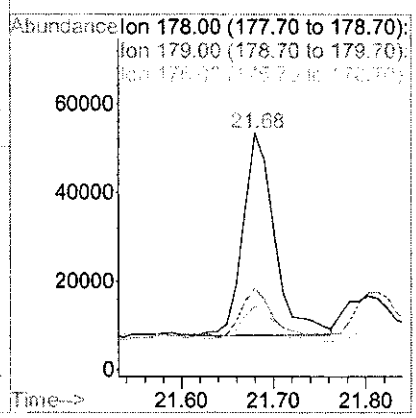

SV-80

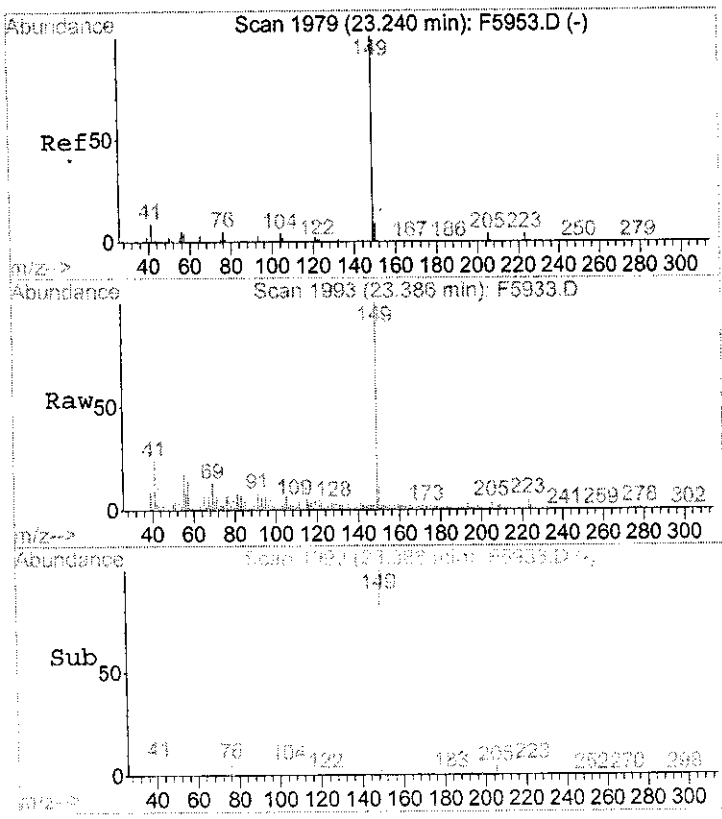

#66
Di-n-butylphthalate
Concen: 24.99 ul/l
RT: 23.39 min Scan# 1993
Delta R.T. 0.12 min
Lab File: F5933.D
Acq: 4 Aug 2006 17:55

Tgt Ion:149 Resp: 1206675

Ion	Ratio	Lower	Upper
149	100		
150	9.0	0.0	28.6
104	5.5	0.0	24.6

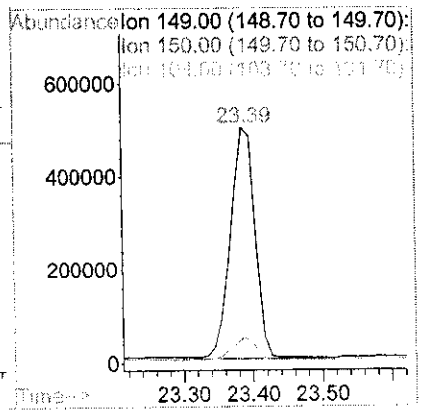

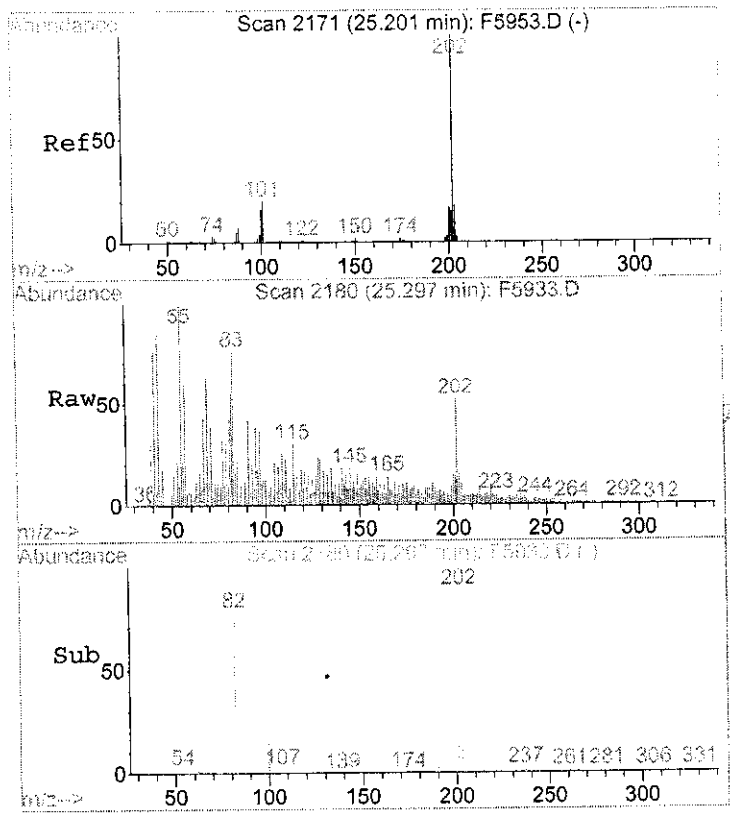

#70
Pyrene
Concen: 2.12 ul/l
RT: 25.30 min Scan# 2180
Delta R.T. 0.08 min
Lab File: F5933.D
Acq: 4 Aug 2006 17:55

Tgt Ion:202 Resp: 81287

Ion	Ratio	Lower	Upper
202	100		
101	34.9	4.1	44.1
100	23.6	0.0	39.4

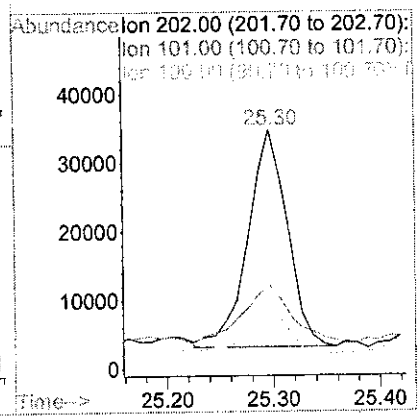

SV-88

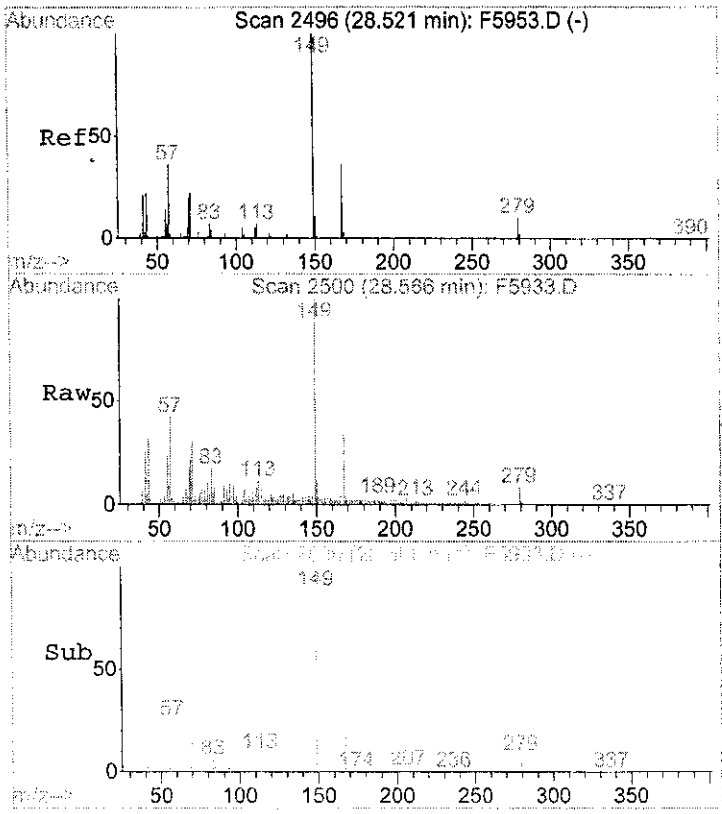

#75
bis(2-Ethylhexyl)phthalate
Concen: 4.94 ul/l
RT: 28.57 min Scan# 2500
Delta R.T. 0.02 min
Lab File: F5933.D
Acq: 4 Aug 2006 17:55

Tgt Ion:149 Resp: 150030

Ion	Ratio	Lower	Upper
149	100		
167	35.0	15.4	55.4
279	7.6	0.0	28.6

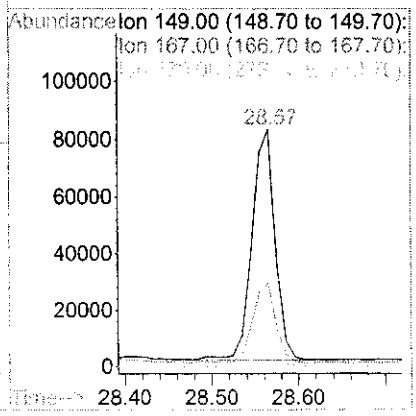

SV-89

Quantitation Report (QT Reviewed)

Data File : E:\F\DATA\AUG06\F0804\F5933.D
Acq On : 4 Aug 2006 17:55
Sample : 0607264
Misc : WATER 2946 08/03/06 MW2
MS Integration Params: rteint.p
Quant Time: Aug 10 13:48 2006

Vial: 11
Operator: JOSE
Inst : HP5971AF
Multiplr: 1.00
Quant Results File: SVF80725.RES

Quant Method : E:\F\METHODS\SVF80725.M (RTE Integrator)
Title : SEMI-VOA 8270 CALIBRATION HP5971AF
Last Update : Fri Aug 04 10:10:24 2006
Response via : Initial Calibration
DataAcq Meth : SVF80725

Internal Standards	R.T.	QIon	Response	Conc	Units	Dev(Min)
1) 1,4-Dichlorobenzene-d4	10.02	152	426324	40.00	ul/l	-0.01
19) Naphthalene-d8	13.26	136	1580968	40.00	ul/l	0.00
34) Acenaphthene-d10	17.83	164	957841	40.00	ul/l	0.05
55) Phenanthrene-d10	21.64	188	1111041	40.00	ul/l	0.11
68) Chrysene-d12	28.39	240	1075393	40.00	ul/l	0.04
77) Perylene-d12	31.77	264	956940	40.00	ul/l	0.02

System Monitoring Compounds						
4) 2-Fluorophenol	7.17	112	1040071	61.53	ul/l	0.05
Spiked Amount 200.000	Range 21 - 100		Recovery = 30.76%			
6) Phenol-d5	9.64	99	955782	41.26	ul/l	0.07
Spiked Amount 200.000	Range 10 - 94		Recovery = 20.63%			
20) Nitrobenzene-d5	11.57	82	1380437	65.47	ul/l	0.00
Spiked Amount 100.000	Range 35 - 114		Recovery = 65.47%			
38) 2-Fluorobiphenyl	16.14	172	1633883	51.90	ul/l	0.03
Spiked Amount 100.000	Range 43 - 116		Recovery = 51.90%			
54) 2,4,6-Tribromophenol	19.99	330	571849	119.42	ul/l	0.14
Spiked Amount 200.000	Range 10 - 123		Recovery = 59.71%			
71) Terphenyl-d14	25.79	244	1848540	73.64	ul/l	0.10
Spiked Amount 100.000	Range 33 - 141		Recovery = 73.64%			

Target Compounds						Qvalue
14) 2-Methylphenol	11.06	108	103594	6.10	ul/l	82
16) 3&4-Methylphenol	11.45	108	101402	5.69	ul/l	82
24) 2,4-Dimethylphenol	12.74	107	369652	22.84	ul/l	94
29) Naphthalene	13.31	128	1609219	38.93	ul/l	94
33) 2-Methylnaphthalene	15.10	142	824306	33.82	ul/l	96
44) Acenaphthene	17.90	153	49863	1.89	ul/l #	87
52) Fluorene	19.20	166	132569	4.74	ul/l #	71
64) Phenanthrene	21.68	178	109464	3.13	ul/l	86
66) Di-n-butylphthalate	23.39	149	1206675	24.99	ul/l	98
70) Pyrene	25.30	202	81287	2.12	ul/l	84
75) bis(2-Ethylhexyl)phthalate	28.57	149	150030	4.94	ul/l	99

SV-90

(#) = qualifier out of range (m) = manual integration
F5933.D SVF80725.M Mon Aug 14 13:33:38 2006

Quantitation Report

Data File : E:\F\DATA\AUG06\F0804\F5927.D
Acq On : 4 Aug 2006 13:21
Sample : 0607265
Misc : WATER 2946 08/03/06 MW3
MS Integration Params: rteint.p
Quant Time: Aug 10 14:37 2006

Vial: 5
Operator: JOSE
Inst : HP5971AF
Multiplr: 1.00
Quant Results File: SVF80725.RES

Method : E:\F\METHODS\SVF80725.M (RTE Integrator)
Title : SEMI-VOA 8270 CALIBRATION HP5971AF
Last Update : Tue Aug 08 13:01:22 2006
Response via : Initial Calibration

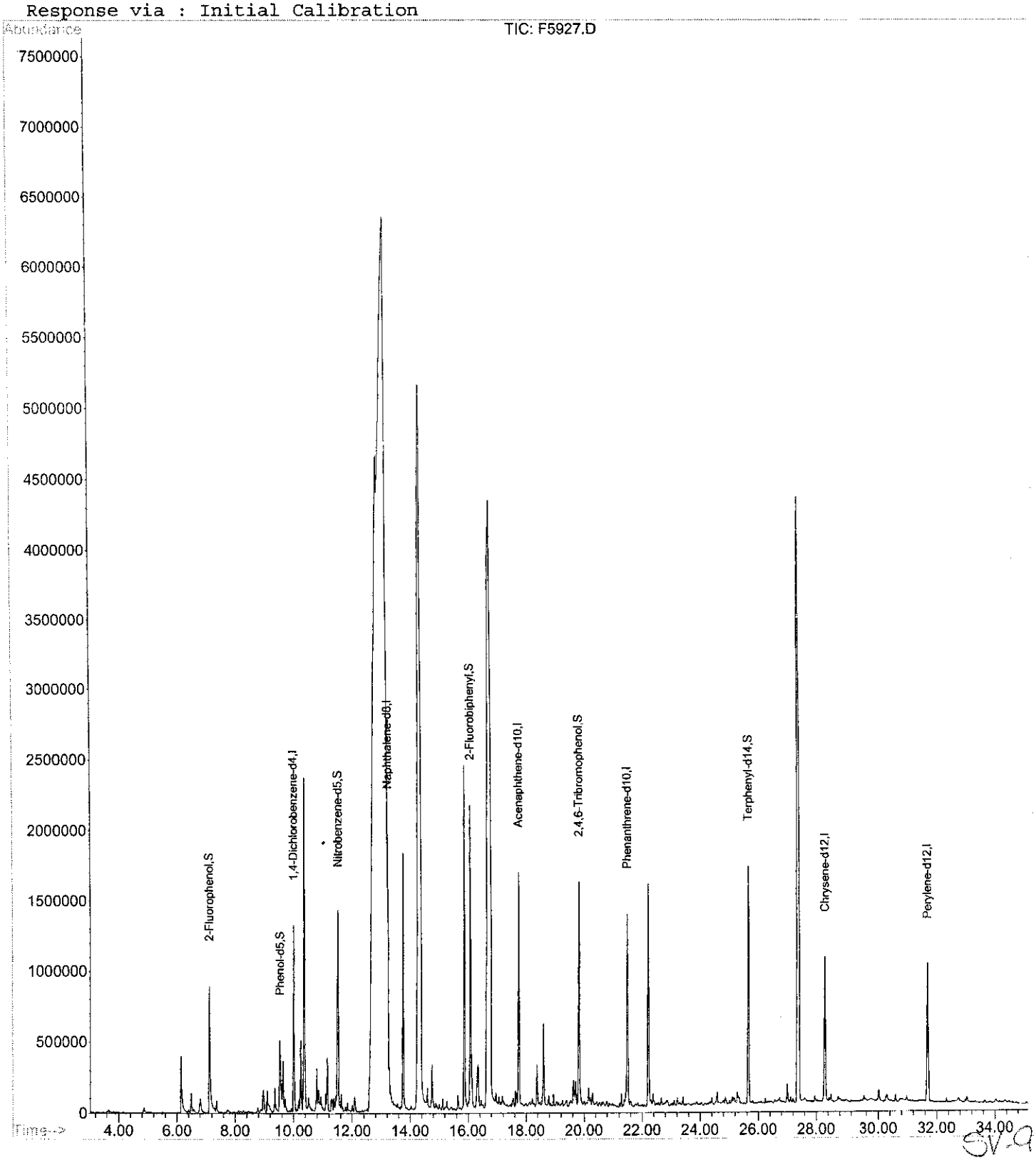

SV-91

Quantitation Report (QT Reviewed)

Data File : E:\F\DATA\AUG06\F0804\F5927.D
Acq On : 4 Aug 2006 13:21
Sample : 0607265
Misc : WATER 2946 08/03/06 MW3
MS Integration Params: rteint.p
Quant Time: Aug 10 14:37 2006

Vial: 5
Operator: JOSE
Inst : HP5971AF
Multiplr: 1.00
Quant Results File: SVF80725.RES

Quant Method : E:\F\METHODS\SVF80725.M (RTE Integrator)
Title : SEMI-VOA 8270 CALIBRATION HP5971AF
Last Update : Fri Aug 04 10:10:24 2006
Response via : Initial Calibration
DataAcq Meth : SVF80725

Internal Standards	R.T.	QIon	Response	Conc	Units	Dev(Min)
1) 1,4-Dichlorobenzene-d4	10.00	152	442849	40.00	ul/l	-0.03
19) Naphthalene-d8	13.23	136	1515765	40.00	ul/l	-0.02
34) Acenaphthene-d10	17.76	164	796715	40.00	ul/l	-0.02
55) Phenanthrene-d10	21.51	188	1138164	40.00	ul/l	-0.02
68) Chrysene-d12	28.32	240	916125	40.00	ul/l	-0.03
77) Perylene-d12	31.72	264	919117	40.00	ul/l	-0.03

System Monitoring Compounds

4) 2-Fluorophenol	7.12	112	684007	38.95	ul/l	0.00
Spiked Amount 200.000	Range 21 - 100		Recovery = 19.48%#			
6) Phenol-d5	9.53	99	675384	28.07	ul/l	-0.03
Spiked Amount 200.000	Range 10 - 94		Recovery = 14.04%			
20) Nitrobenzene-d5	11.53	82	1119180	55.36	ul/l	-0.03
Spiked Amount 100.000	Range 35 - 114		Recovery = 55.36%			
38) 2-Fluorobiphenyl	16.09	172	1422830	54.33	ul/l	-0.02
Spiked Amount 100.000	Range 43 - 116		Recovery = 54.33%			
54) 2,4,6-Tribromophenol	19.84	330	422260	106.02	ul/l	-0.01
Spiked Amount 200.000	Range 10 - 123		Recovery = 53.01%			
71) Terphenyl-d14	25.68	244	1482144	69.31	ul/l	-0.01
Spiked Amount 100.000	Range 33 - 141		Recovery = 69.31%			

Target Compounds Qvalue

(#) = qualifier out of range (m) = manual integration

SV-92

Quantitation Report

Data File : E:\F\DATA\AUG06\F0804\F5928.D
Acq On : 4 Aug 2006 14:07
Sample : 0607266
Misc : WATER 2946 08/03/06 MW4
MS Integration Params: rteint.p
Quant Time: Aug 10 14:38 2006

Vial: 6
Operator: JOSE
Inst : HP5971AF
Multiplr: 1.00

Quant Results File: SVF80725.RES

Method : E:\F\METHODS\SVF80725.M (RTE Integrator)
Title : SEMI-VOA 8270 CALIBRATION HP5971AF
Last Update : Tue Aug 08 13:01:22 2006
Response via : Initial Calibration

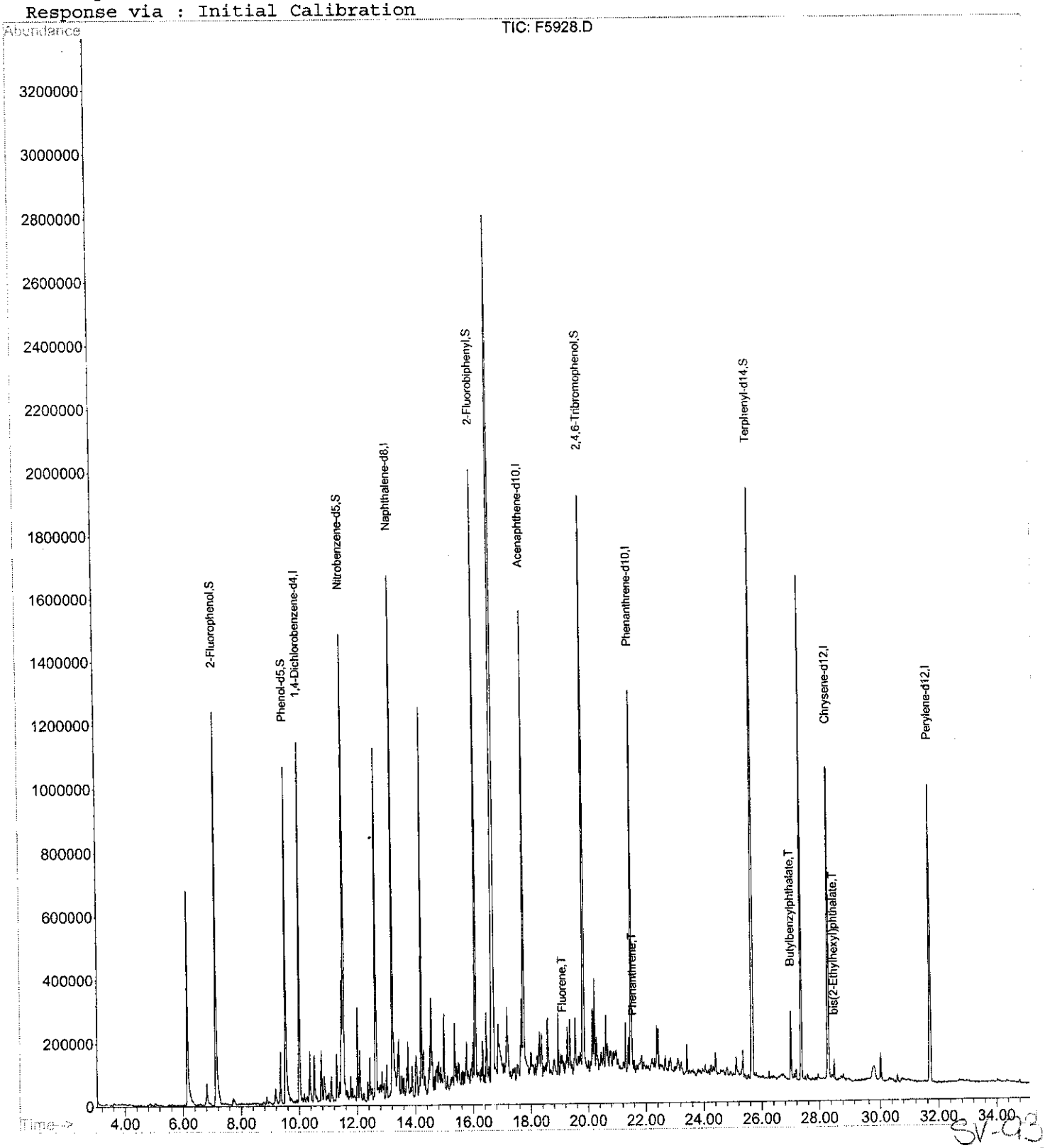

SV-93

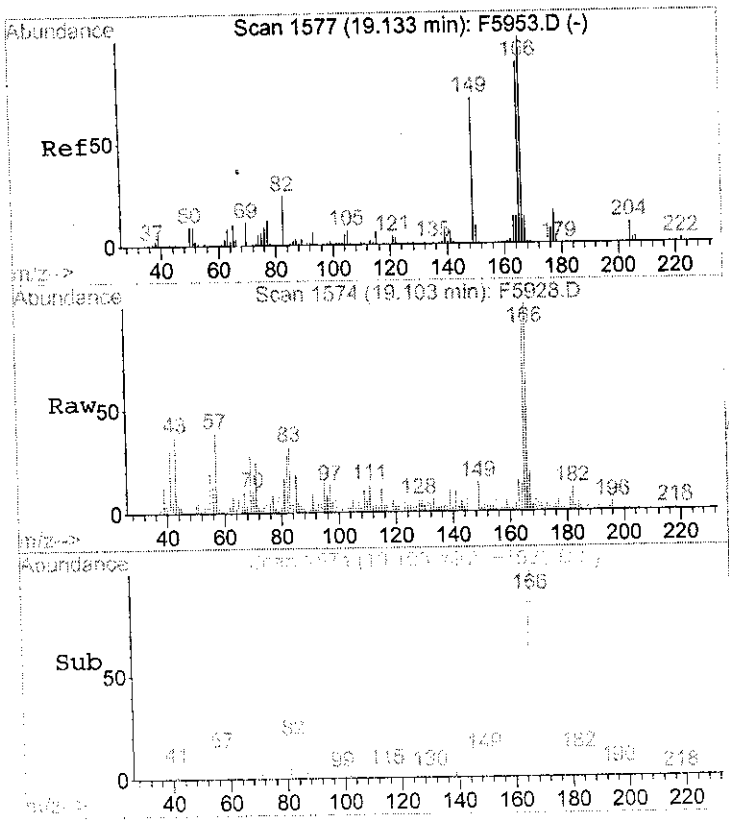

#52
Fluorene
Concen: 1.33 ul/l
RT: 19.10 min Scan# 1574
Delta R.T. -0.06 min
Lab File: F5928.D
Acq: 4 Aug 2006 14:07

Tgt Ion:166 Resp: 26931

Ion	Ratio	Lower	Upper
166	100		
165	90.9	67.7	107.7
167	15.0	0.0	32.9

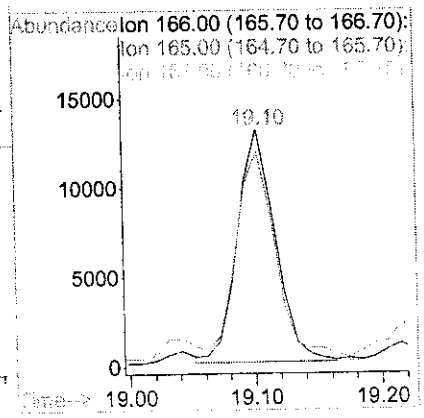

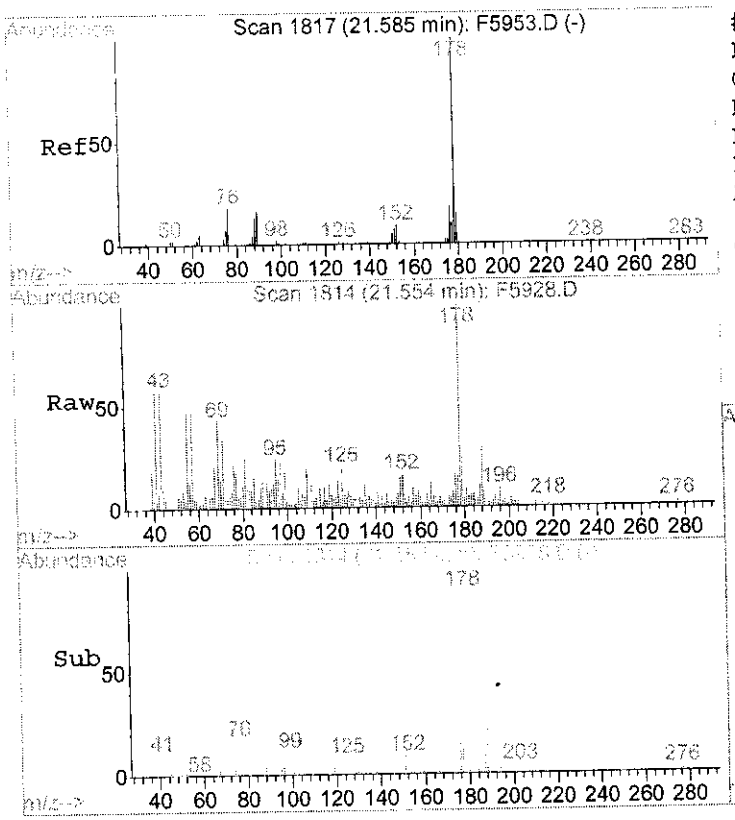

#64
Phenanthrene
Concen: 0.57 ul/l
RT: 21.55 min Scan# 1814
Delta R.T. -0.05 min
Lab File: F5928.D
Acq: 4 Aug 2006 14:07

Tgt Ion:178 Resp: 18054

Ion	Ratio	Lower	Upper
178	100		
179	18.8	0.0	35.3
176	17.3	0.0	37.9

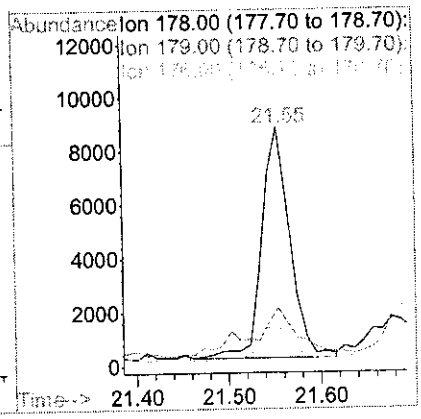

SV-04

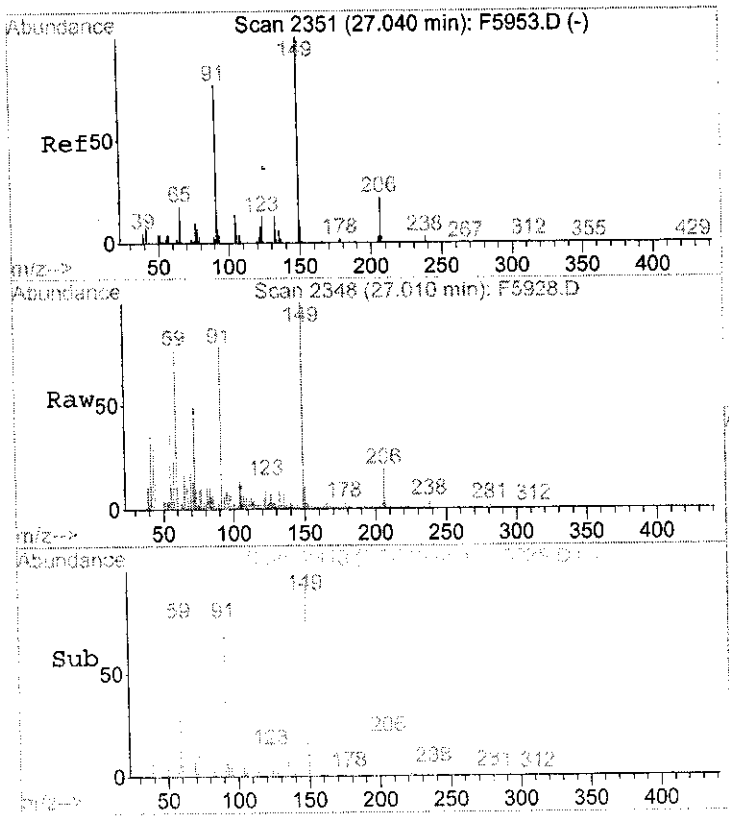

#72
Butylbenzylphthalate
Concen: 3.08 ul/l
RT: 27.01 min Scan# 2348
Delta R.T. -0.05 min
Lab File: F5928.D
Acq: 4 Aug 2006 14:07

Tgt Ion:149 Resp: 57743

Ion	Ratio	Lower	Upper
149	100		
91	72.8	57.3	97.3
206	20.7	0.2	40.2

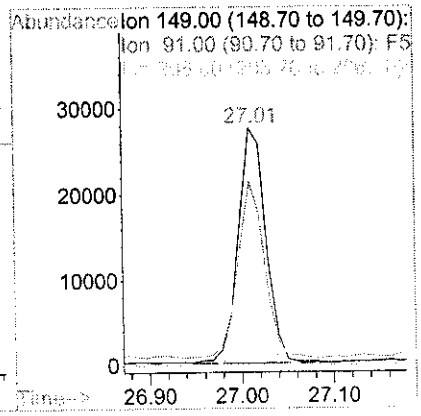

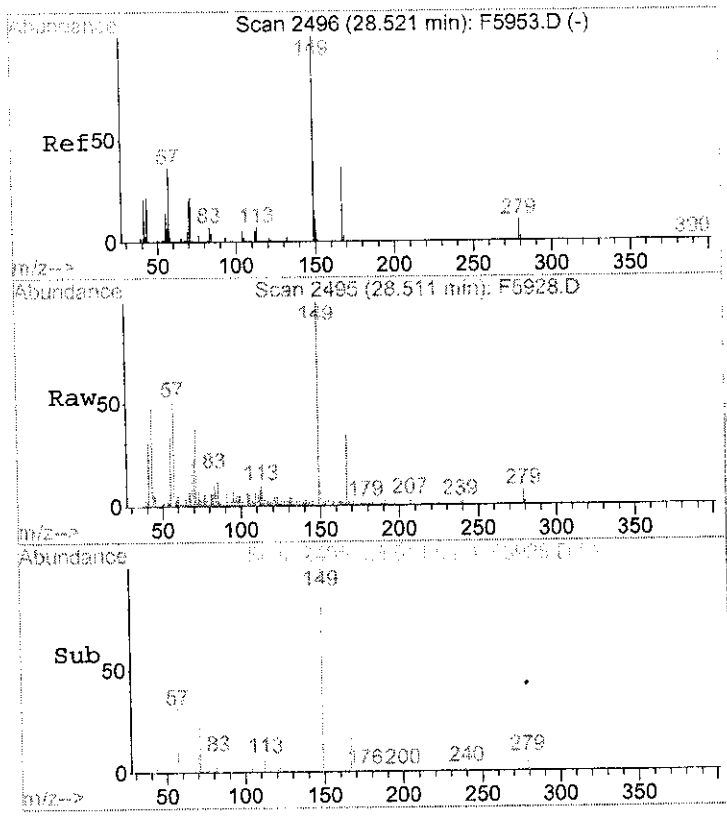

#75
bis(2-Ethylhexyl)phthalate
Concen: 1.23 ul/l
RT: 28.51 min Scan# 2495
Delta R.T. -0.04 min
Lab File: F5928.D
Acq: 4 Aug 2006 14:07

Tgt Ion:149 Resp: 29632

Ion	Ratio	Lower	Upper
149	100		
167	35.7	15.4	55.4
279	7.0	0.0	28.6

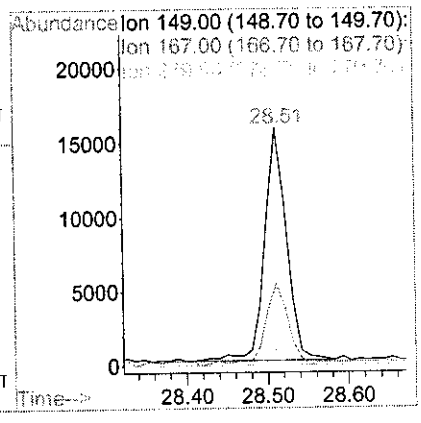

SV-95

Quantitation Report (QT Reviewed)

Data File : E:\F\DATA\AUG06\F0804\F5928.D
Acq On : 4 Aug 2006 14:07
Sample : 0607266
Misc : WATER 2946 08/03/06 MW4
MS Integration Params: rteint.p
Quant Time: Aug 10 14:38 2006

Vial: 6
Operator: JOSE
Inst : HP5971AF
Multiplr: 1.00

Quant Results File: SVF80725.RES

Quant Method : E:\F\METHODS\SVF80725.M (RTE Integrator)
Title : SEMI-VOA 8270 CALIBRATION HP5971AF
Last Update : Fri Aug 04 10:10:24 2006
Response via : Initial Calibration
DataAcq Meth : SVF80725

Internal Standards	R.T.	QIon	Response	Conc	Units	Dev(Min)
1) 1,4-Dichlorobenzene-d4	10.01	152	404375	40.00	ul/l	-0.03
19) Naphthalene-d8	13.22	136	1493781	40.00	ul/l	-0.04
34) Acenaphthene-d10	17.75	164	694987	40.00	ul/l	-0.03
55) Phenanthrene-d10	21.50	188	1003469	40.00	ul/l	-0.03
68) Chrysene-d12	28.32	240	854053	40.00	ul/l	-0.04
77) Perylene-d12	31.72	264	862209	40.00	ul/l	-0.04

System Monitoring Compounds						
4) 2-Fluorophenol	7.13	112	871256	54.34	ul/l	0.00
Spiked Amount 200.000	Range 21 - 100		Recovery = 27.17%			
6) Phenol-d5	9.53	99	938985	42.74	ul/l	-0.04
Spiked Amount 200.000	Range 10 - 94		Recovery = 21.37%			
20) Nitrobenzene-d5	11.52	82	1093033	54.86	ul/l	-0.04
Spiked Amount 100.000	Range 35 - 114		Recovery = 54.86%			
38) 2-Fluorobiphenyl	16.09	172	1392425	60.95	ul/l	-0.03
Spiked Amount 100.000	Range 43 - 116		Recovery = 60.95%			
54) 2,4,6-Tribromophenol	19.85	330	562056	161.77	ul/l	0.00
Spiked Amount 200.000	Range 10 - 123		Recovery = 80.89%			
71) Terphenyl-d14	25.69	244	1906553	95.64	ul/l	0.00
Spiked Amount 100.000	Range 33 - 141		Recovery = 95.64%			

Target Compounds						Qvalue
52) Fluorene	19.10	166	26931	1.33	ul/l	96
64) Phenanthrene	21.55	178	18054	0.57	ul/l	95
72) Butylbenzylphthalate	27.01	149	57743	3.08	ul/l	96
75) bis(2-Ethylhexyl)phthalate	28.51	149	29632	1.23	ul/l	99

SV-96

(#) = qualifier out of range (m) = manual integration
F5928.D SVF80725.M Mon Aug 14 13:31:53 2006

Quantitation Report

Data File : E:\F\DATA\AUG06\F0804\F5929.D
Acq On : 4 Aug 2006 14:52
Sample : 0607267
Misc : WATER 2946 08/03/06 MW5
MS Integration Params: rteint.p
Quant Time: Aug 10 14:40 2006

Vial: 7
Operator: JOSE
Inst : HP5971AF
Multiplr: 1.00

Quant Results File: SVF80725.RES

Method : E:\F\METHODS\SVF80725.M (RTE Integrator)
Title : SEMI-VOA 8270 CALIBRATION HP5971AF
Last Update : Tue Aug 08 13:01:22 2006
Response via : Initial Calibration



SV-90

Quantitation Report (QT Reviewed)

Data File : E:\F\DATA\AUG06\F0804\F5929.D
Acq On : 4 Aug 2006 14:52
Sample : 0607267
Misc : WATER 2946 08/03/06 MW5
MS Integration Params: rtèint.p
Quant Time: Aug 10 14:40 2006

Vial: 7
Operator: JOSE
Inst : HP5971AF
Multiplr: 1.00

Quant Results File: SVF80725.RES

Quant Method : E:\F\METHODS\SVF80725.M (RTE Integrator)
Title : SEMI-VOA 8270 CALIBRATION HP5971AF
Last Update : Fri Aug 04 10:10:24 2006
Response via : Initial Calibration
DataAcq Meth : SVF80725

Internal Standards	R.T.	QIon	Response	Conc	Units	Dev(Min)
1) 1,4-Dichlorobenzene-d4	10.01	152	392252	40.00	ul/l	-0.03
19) Naphthalene-d8	13.22	136	1568093	40.00	ul/l	-0.04
34) Acenaphthene-d10	17.74	164	672338	40.00	ul/l	-0.04
55) Phenanthrene-d10	21.50	188	1001149	40.00	ul/l	-0.03
68) Chrysene-d12	28.33	240	837940	40.00	ul/l	-0.03
77) Perylene-d12	31.74	264	818813	40.00	ul/l	-0.02

System Monitoring Compounds

4) 2-Fluorophenol	7.13	112	888205	57.11	ul/l	0.00
Spiked Amount 200.000	Range 21 - 100		Recovery = 28.55%			
6) Phenol-d5	9.53	99	938379	44.03	ul/l	-0.04
Spiked Amount 200.000	Range 10 - 94		Recovery = 22.02%			
20) Nitrobenzene-d5	11.52	82	1118996	53.51	ul/l	-0.04
Spiked Amount 100.000	Range 35 - 114		Recovery = 53.51%			
38) 2-Fluorobiphenyl	16.09	172	1591479	72.02	ul/l	-0.03
Spiked Amount 100.000	Range 43 - 116		Recovery = 72.02%			
54) 2,4,6-Tribromophenol	19.84	330	585545	174.21	ul/l	-0.02
Spiked Amount 200.000	Range 10 - 123		Recovery = 87.11%			
71) Terphenyl-d14	25.69	244	1846326	94.40	ul/l	0.00
Spiked Amount 100.000	Range 33 - 141		Recovery = 94.40%			

Target Compounds Qvalue

SV-98

(#) = qualifier out of range (m) = manual integration
F5929.D SVF80725.M Mon Aug 14 13:23:37 2006

Quantitation Report

Data File : E:\F\DATA\AUG06\F0804\F5930.D
Acq On : 4 Aug 2006 15:38
Sample : 0607268
Misc : WATER 2946 08/03/06 MW6
MS Integration Params: rteint.p
Quant Time: Aug 10 14:42 2006

Vial: 8
Operator: JOSE
Inst : HP5971AF
Multiplr: 1.00

Quant Results File: SVF80725.RES

Method : E:\F\METHODS\SVF80725.M (RTE Integrator)
Title : SEMI-VOA 8270 CALIBRATION HP5971AF
Last Update : Tue Aug 08 13:01:22 2006
Response via : Initial Calibration

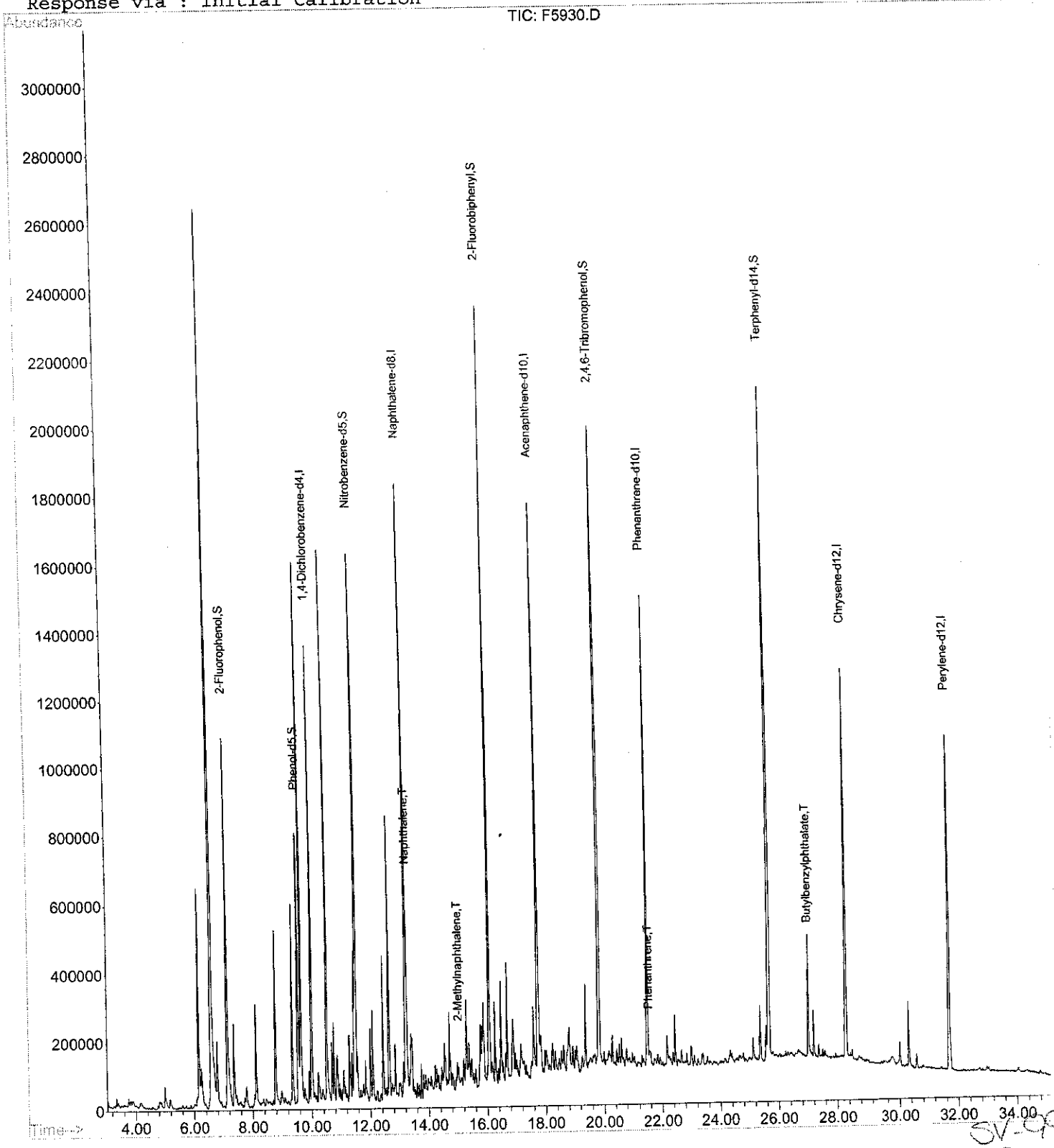

SV-09

F5930.D SVF80725.M Mon Aug 14 13:32:28 2006

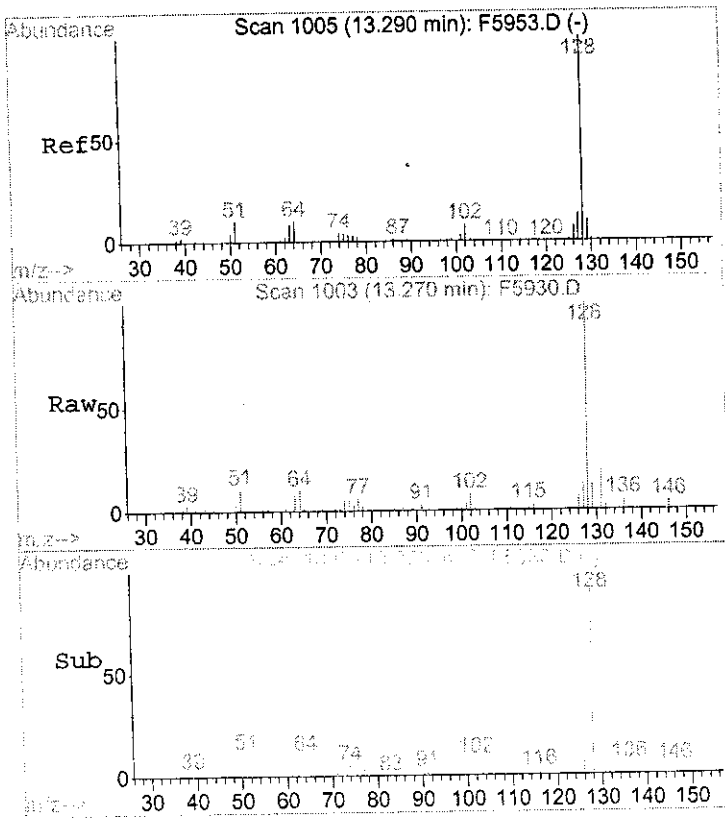

#29
Naphthalene
Concen: 7.66 ul/l
RT: 13.27 min Scan# 1003
Delta R.T. -0.05 min
Lab File: F5930.D
Acq: 4 Aug 2006 15:38

Tgt Ion:128 Resp: 340631

Ion	Ratio	Lower	Upper
128	100		
129	13.9	0.0	30.8
127	13.1	0.0	32.6

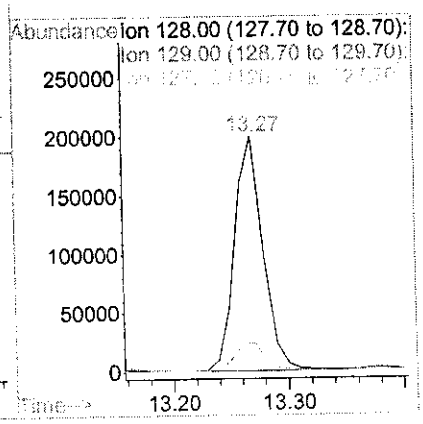

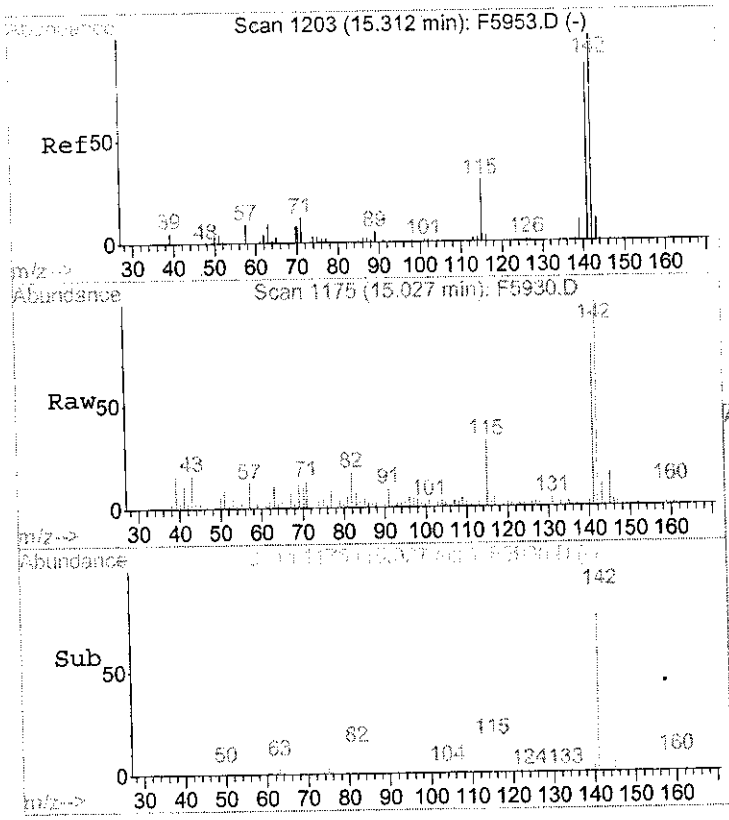

#33
2-Methylnaphthalene
Concen: 1.48 ul/l
RT: 15.03 min Scan# 1175
Delta R.T. -0.05 min
Lab File: F5930.D
Acq: 4 Aug 2006 15:38

Tgt Ion:142 Resp: 38882

Ion	Ratio	Lower	Upper
142	100		
141	85.3	61.9	101.9

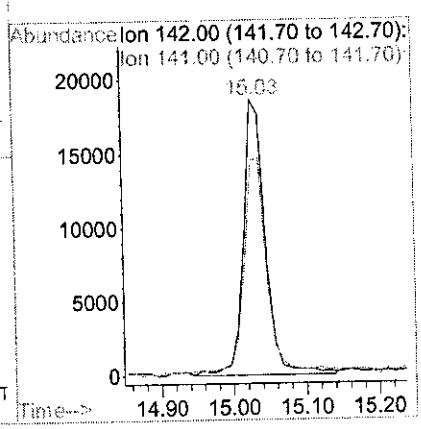

SV-100

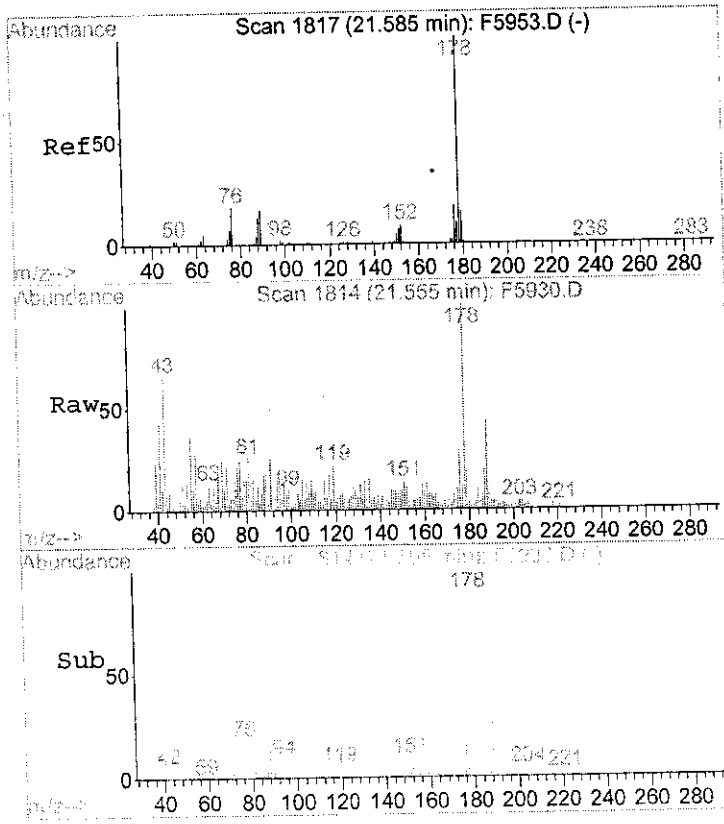

#64
Phenanthrene
Concen: 0.48 ul/l
RT: 21.56 min Scan# 1814
Delta R.T. -0.05 min
Lab File: F5930.D
Acq: 4 Aug 2006 15:38

Tgt Ion:178 Resp: 16938

Ion	Ratio	Lower	Upper
178	100		
179	26.8	0.0	35.3
176	45.2	0.0	37.9#

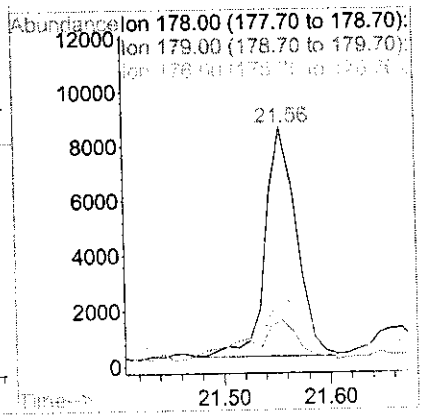

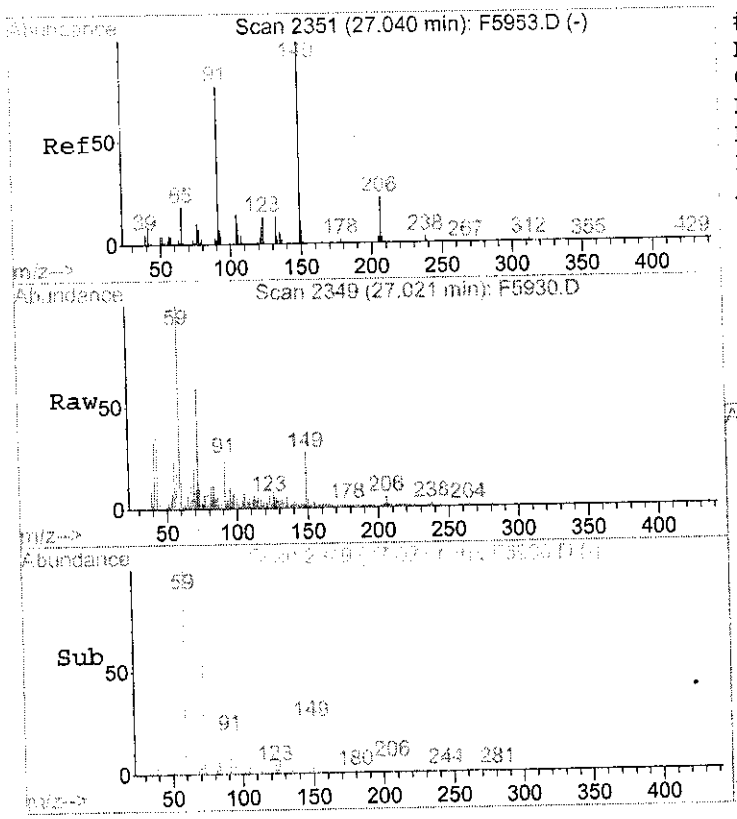

#72
Butylbenzylphthalate
Concen: 1.14 ul/l
RT: 27.02 min Scan# 2349
Delta R.T. -0.04 min
Lab File: F5930.D
Acq: 4 Aug 2006 15:38

Tgt Ion:149 Resp: 24157

Ion	Ratio	Lower	Upper
149	100		
91	82.0	57.3	97.3
206	30.0	0.2	40.2

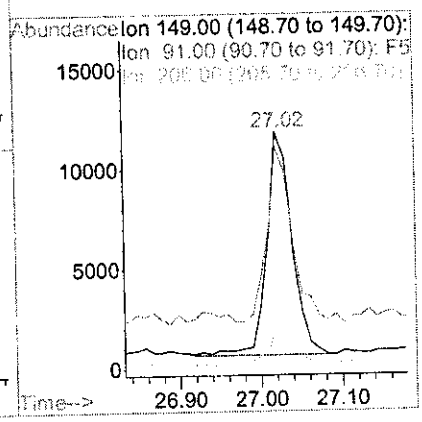

SV-101

Quantitation Report (QT Reviewed)

Data File : E:\F\DATA\AUG06\F0804\F5930.D
Acq On : 4 Aug 2006 15:38
Sample : 0607268
Misc : WATER 2946 08/03/06 MW6
MS Integration Params: rteint.p
Quant Time: Aug 10 14:42 2006

Vial: 8
Operator: JOSE
Inst : HP5971AF
Multiplr: 1.00

Quant Results File: SVF80725.RES

Quant Method : E:\F\METHODS\SVF80725.M (RTE Integrator)
Title : SEMI-VOA 8270 CALIBRATION HP5971AF
Last Update : Fri Aug 04 10:10:24 2006
Response via : Initial Calibration
DataAcq Meth : SVF80725

Internal Standards	R.T.	QIon	Response	Conc	Units	Dev(Min)
1) 1,4-Dichlorobenzene-d4	10.01	152	442517	40.00	ul/l	-0.02
19) Naphthalene-d8	13.23	136	1700734	40.00	ul/l	-0.02
34) Acenaphthene-d10	17.75	164	770653	40.00	ul/l	-0.02
55) Phenanthrene-d10	21.51	188	1115606	40.00	ul/l	-0.01
68) Chrysene-d12	28.33	240	963955	40.00	ul/l	-0.02
77) Perylene-d12	31.73	264	948958	40.00	ul/l	-0.02

System Monitoring Compounds						
4) 2-Fluorophenol	7.13	112	796843	45.41	ul/l	0.00
Spiked Amount 200.000	Range 21 - 100		Recovery = 22.70%			
6) Phenol-d5	9.55	99	808635	33.63	ul/l	-0.01
Spiked Amount 200.000	Range 10 - 94		Recovery = 16.82%			
20) Nitrobenzene-d5	11.52	82	1163931	51.31	ul/l	-0.04
Spiked Amount 100.000	Range 35 - 114		Recovery = 51.31%			
38) 2-Fluorobiphenyl	16.09	172	1555974	61.43	ul/l	-0.02
Spiked Amount 100.000	Range 43 - 116		Recovery = 61.43%			
54) 2,4,6-Tribromophenol	19.86	330	634936	164.81	ul/l	0.00
Spiked Amount 200.000	Range 10 - 123		Recovery = 82.41%			
71) Terphenyl-d14	25.70	244	2074481	92.20	ul/l	0.02
Spiked Amount 100.000	Range 33 - 141		Recovery = 92.20%			

Target Compounds						Qvalue
29) Naphthalene	13.27	128	340631	7.66	ul/l	95
33) 2-Methylnaphthalene	15.03	142	38882	1.48	ul/l	96
64) Phenanthrene	21.56	178	16938	0.48	ul/l #	54
72) Butylbenzylphthalate	27.02	149	24157	1.14	ul/l	91

SV-102

(#) = qualifier out of range (m) = manual integration
F5930.D SVF80725.M Mon Aug 14 13:32:27 2006

Quantitation Report

Data File : E:\F\DATA\AUG06\F0804\F5932.D
Acq On : 4 Aug 2006 17:09
Sample : 0607269
Misc : WATER 2946 08/03/06 MW7
MS Integration Params: rteint.p
Quant Time: Aug 10 14:46 2006

Vial: 10
Operator: JOSE
Inst : HP5971AF
Multiplr: 1.00

Quant Results File: SVF80725.RES

Method : E:\F\METHODS\SVF80725.M (RTE Integrator)
Title : SEMI-VOA 8270 CALIBRATION HP5971AF
Last Update : Tue Aug 08 13:01:22 2006
Response via : Initial Calibration

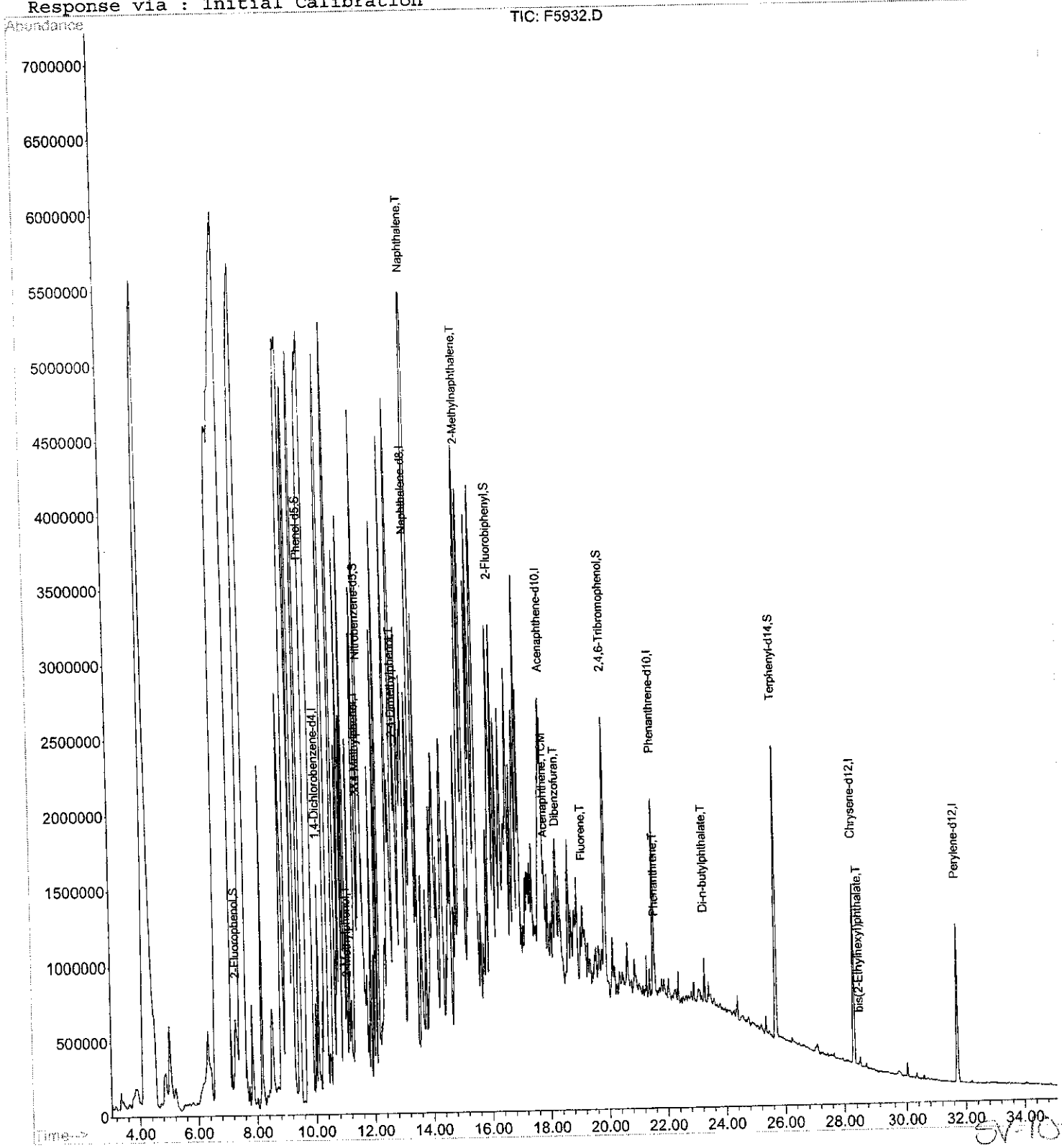

SV-108

F5932.D SVF80725.M Mon Aug 14 13:33:21 2006

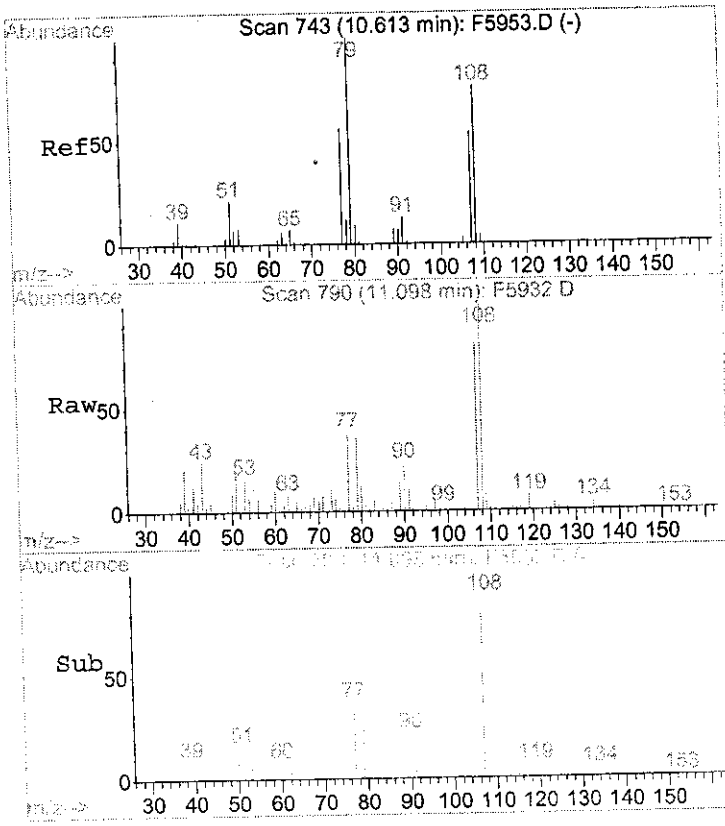

#14
2-Methylphenol
Concen: 19.75 ul/l
RT: 11.10 min Scan# 790
Delta R.T. 0.11 min
Lab File: F5932.D
Acq: 4 Aug 2006 17:09

Tgt Ion:108 Resp: 297660

Ion	Ratio	Lower	Upper
108	100		
107	98.6	64.2	104.2

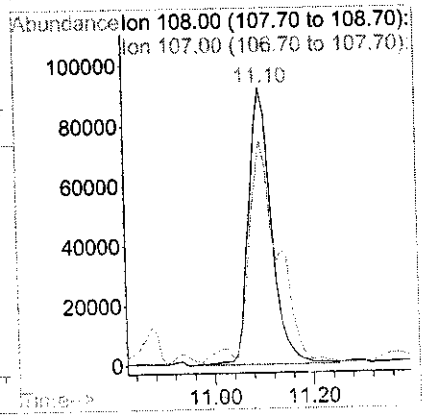

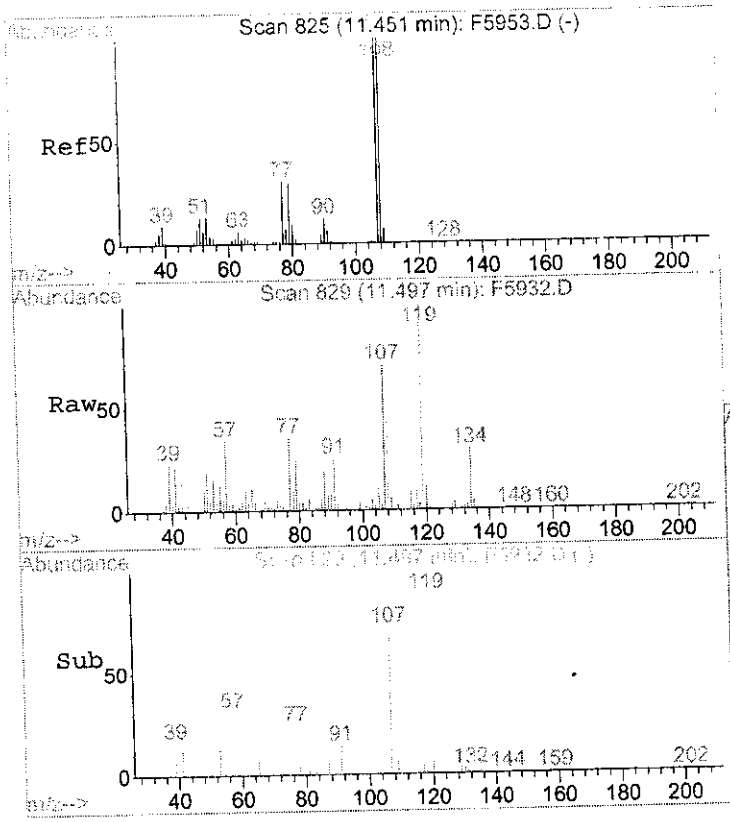

#16
3&4-Methylphenol
Concen: 39.60 ul/l
RT: 11.50 min Scan# 829
Delta R.T. 0.10 min
Lab File: F5932.D
Acq: 4 Aug 2006 17:09

Tgt Ion:108 Resp: 626287

Ion	Ratio	Lower	Upper
108	100		
107	105.3	79.3	119.3

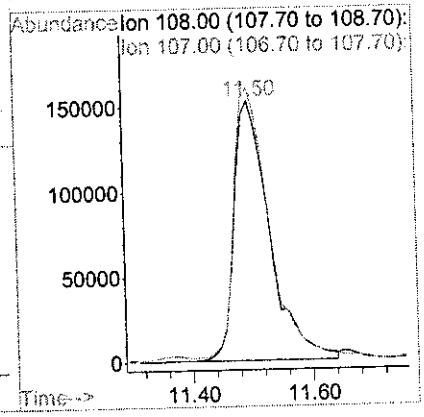

SV-104

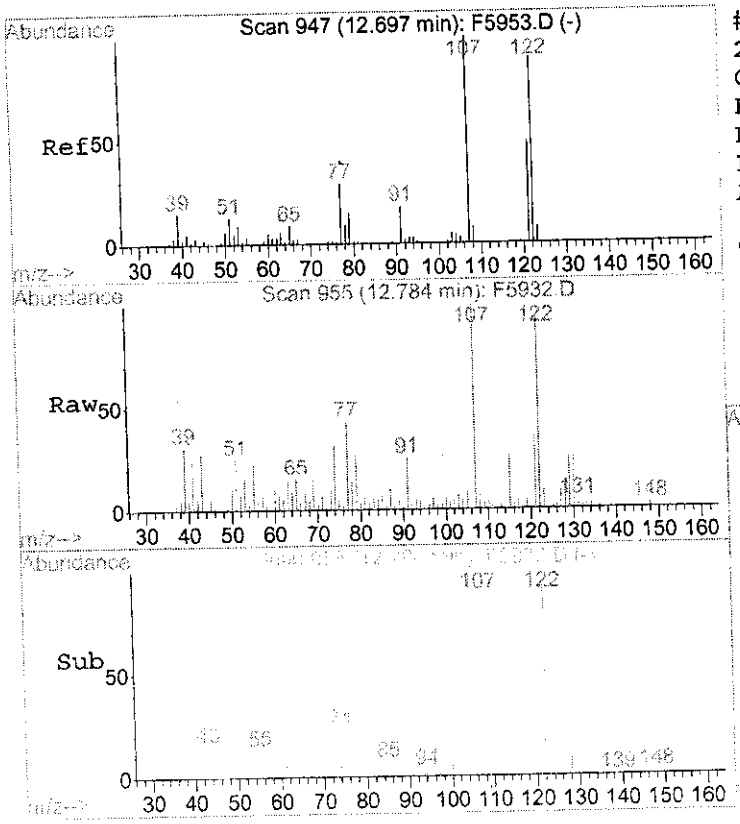

#24
2,4-Dimethylphenol
Concen: 69.39 ul/l
RT: 12.78 min Scan# 955
Delta R.T. 0.11 min
Lab File: F5932.D
Acq: 4 Aug 2006 17:09

Tgt Ion:107 Resp: 1063419

Ion	Ratio	Lower	Upper
107	100		
121	38.2	28.3	68.3
122	97.0	70.7	110.7

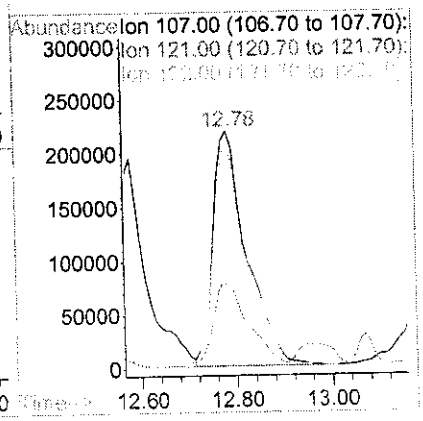

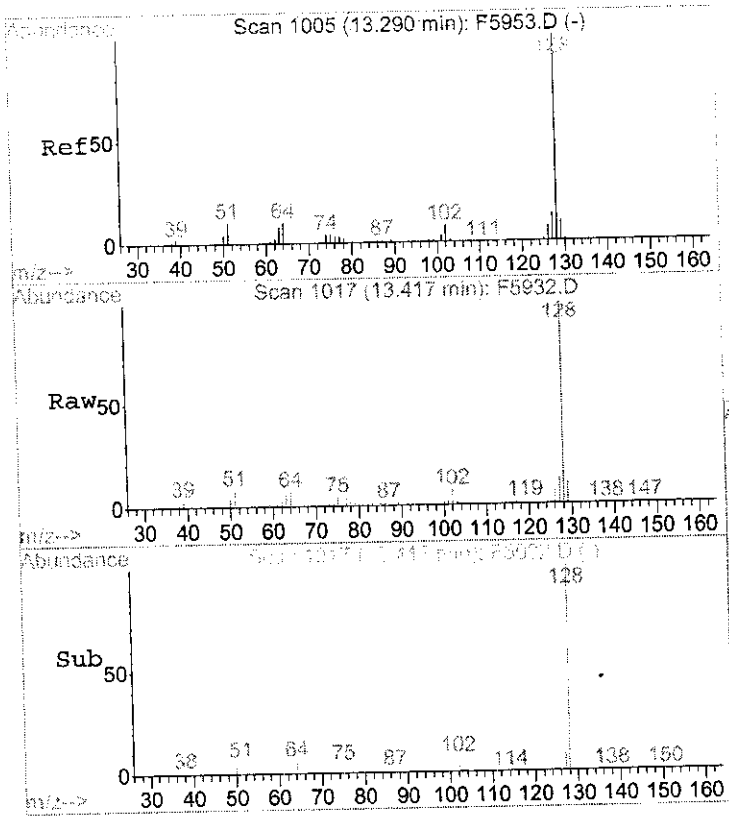

#29
Naphthalene
Concen: 359.02 ul/l
RT: 13.42 min Scan# 1017
Delta R.T. 0.10 min
Lab File: F5932.D
Acq: 4 Aug 2006 17:09

Tgt Ion:128 Resp:14047525

Ion	Ratio	Lower	Upper
128	100		
129	11.7	0.0	30.8
127	11.6	0.0	32.6

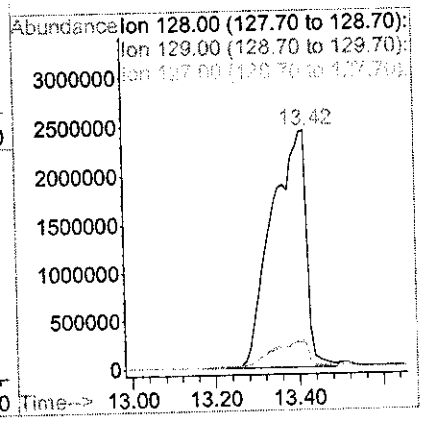

SV-105

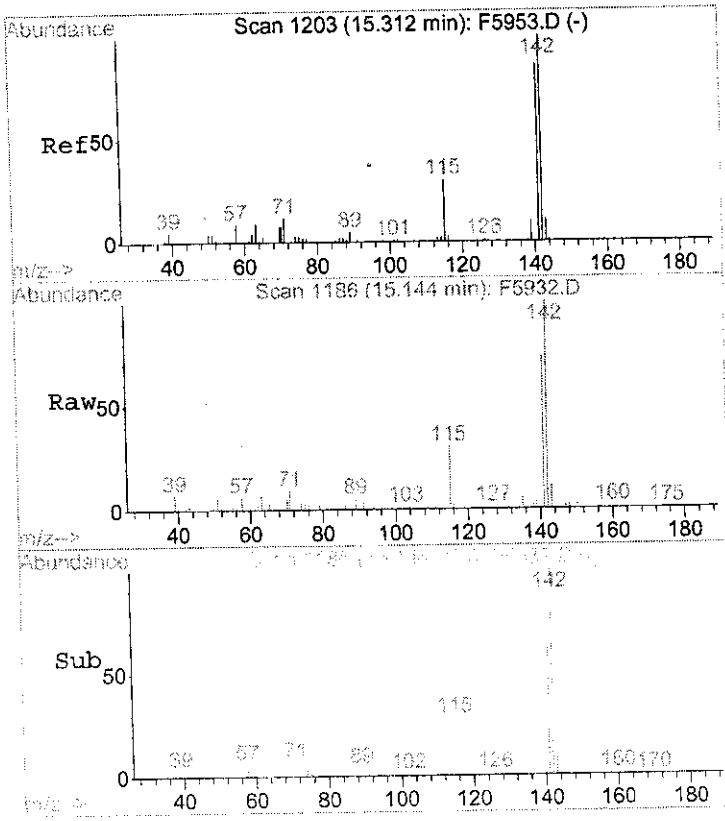

#33
2-Methylnaphthalene
Concen: 196.48 ul/l
RT: 15.14 min Scan# 1186
Delta R.T. 0.07 min
Lab File: F5932.D
Acq: 4 Aug 2006 17:09

Tgt Ion:142 Resp: 4533980

Ion	Ratio	Lower	Upper
142	100		
141	75.0	61.9	101.9

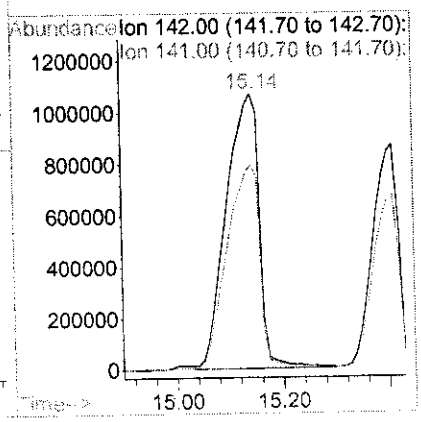

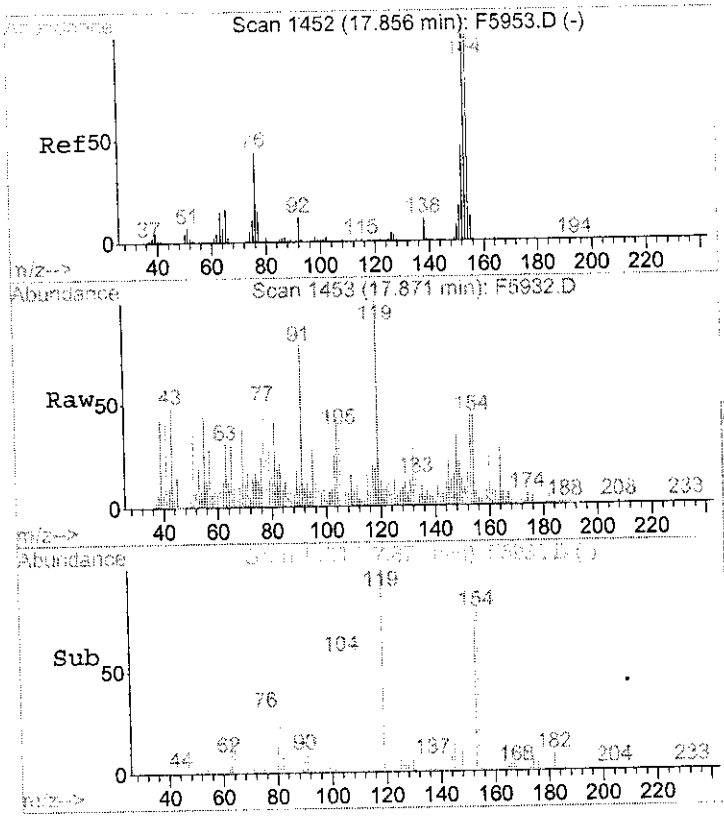

#44
Acenaphthene
Concen: 2.45 ul/l
RT: 17.87 min Scan# 1453
Delta R.T. -0.01 min
Lab File: F5932.D
Acq: 4 Aug 2006 17:09

Tgt Ion:153 Resp: 62911

Ion	Ratio	Lower	Upper
153	100		
152	70.1	26.5	66.5#
154	96.0	80.4	120.4

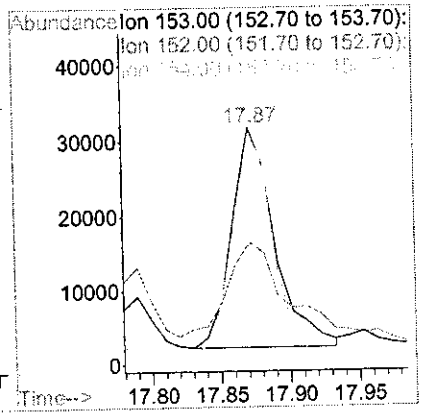

SV-106

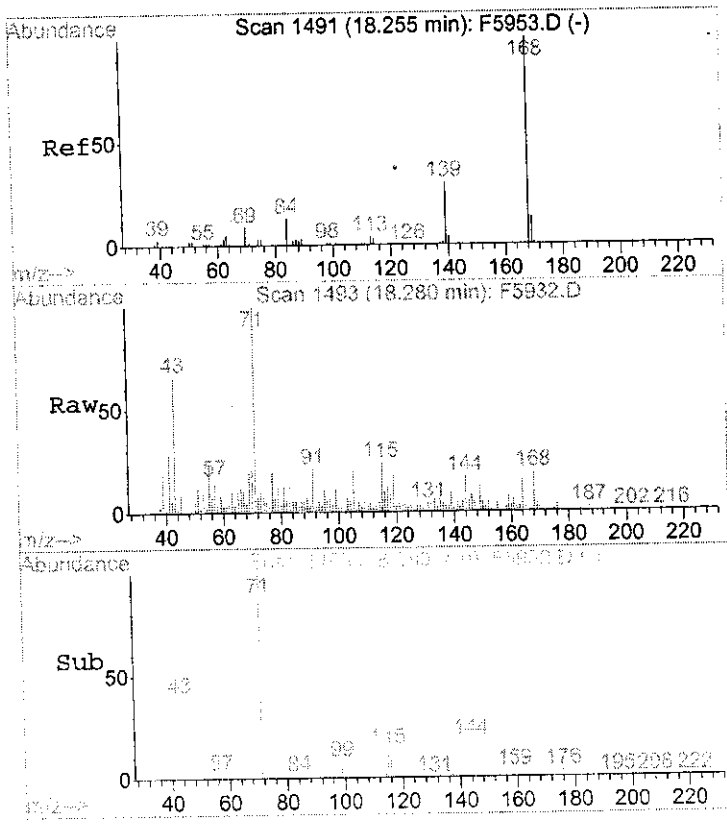

#47
Dibenzofuran
Concen: 1.56 ul/l
RT: 18.28 min Scan# 1493
Delta R.T. -0.00 min
Lab File: F5932.D
Acq: 4 Aug 2006 17:09

Tgt Ion:168 Resp: 60371

Ion	Ratio	Lower	Upper
168	100		
139	48.3	12.0	52.0

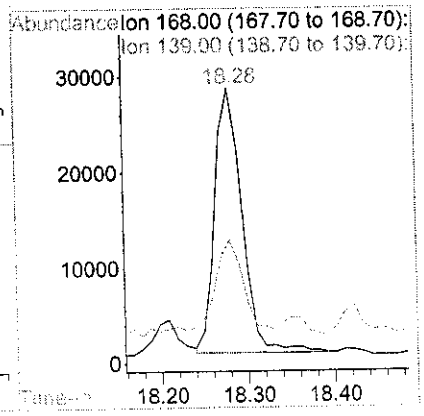

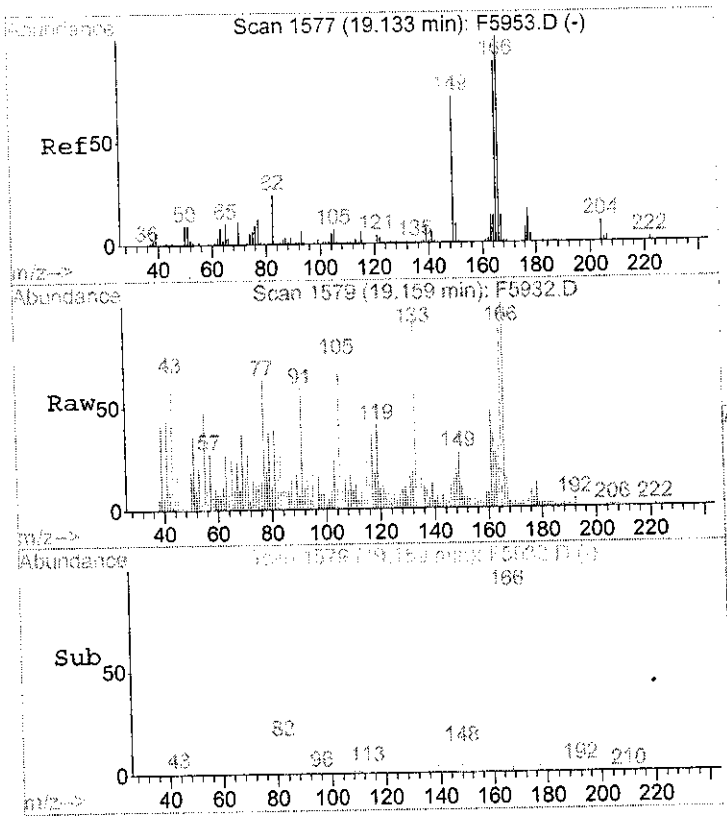

#52
Fluorene
Concen: 4.48 ul/l
RT: 19.16 min Scan# 1579
Delta R.T. -0.00 min
Lab File: F5932.D
Acq: 4 Aug 2006 17:09

Tgt Ion:166 Resp: 121782

Ion	Ratio	Lower	Upper
166	100		
165	90.4	67.7	107.7
167	18.5	0.0	32.9

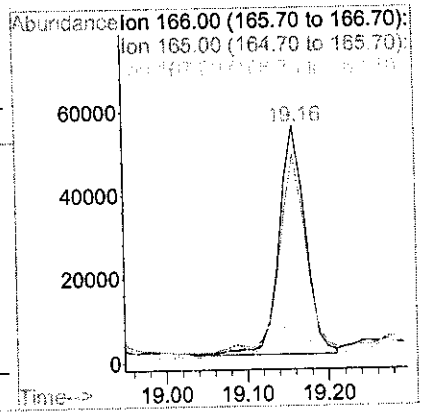

SV-107

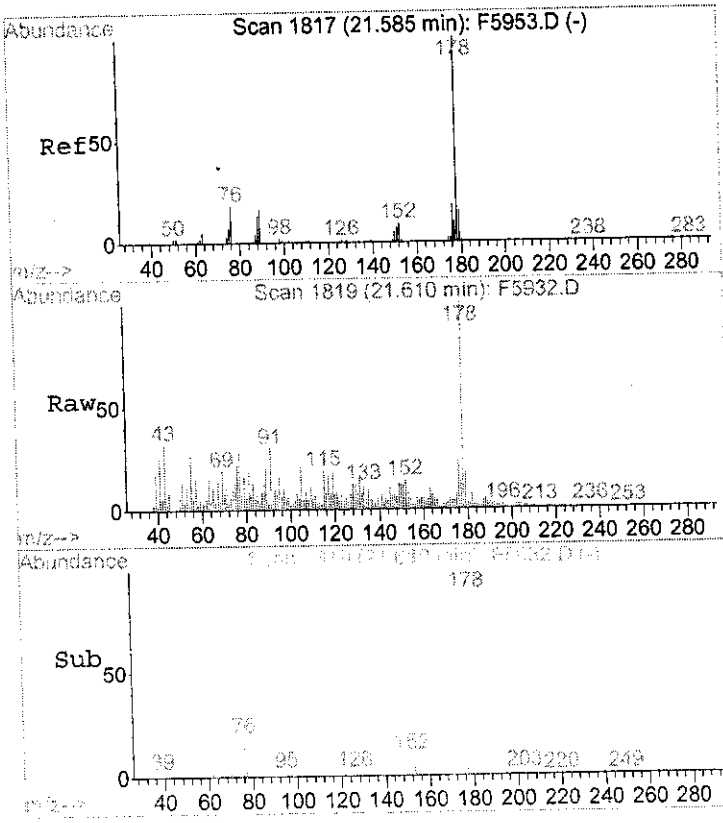

#64
Phenanthrene
Concen: 3.34 ul/l
RT: 21.61 min Scan# 1819
Delta R.T. 0.01 min
Lab File: F5932.D
Acq: 4 Aug 2006 17:09

Tgt Ion:178 Resp: 124793

Ion	Ratio	Lower	Upper
178	100		
179	18.4	0.0	35.3
176	16.9	0.0	37.9

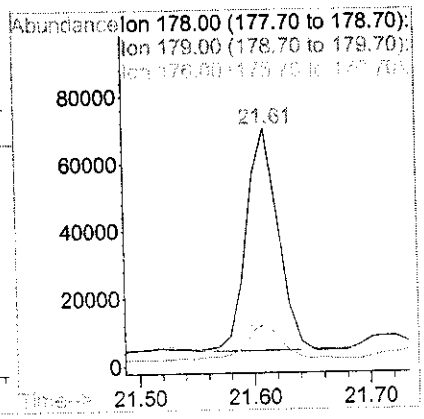

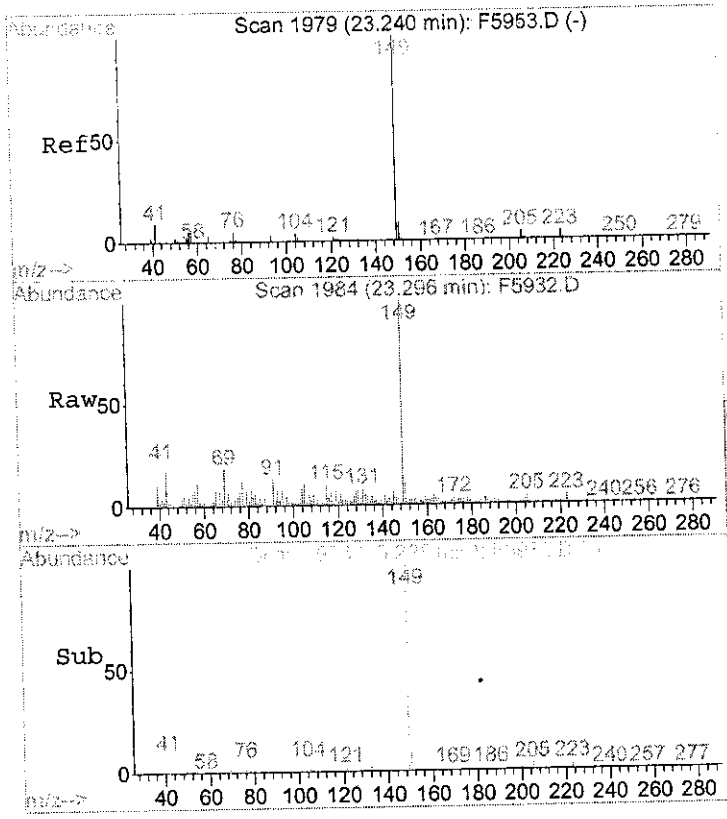

#66
Di-n-butylphthalate
Concen: 4.80 ul/l
RT: 23.30 min Scan# 1984
Delta R.T. 0.03 min
Lab File: F5932.D
Acq: 4 Aug 2006 17:09

Tgt Ion:149 Resp: 247276

Ion	Ratio	Lower	Upper
149	100		
150	10.3	0.0	28.6
104	8.7	0.0	24.6

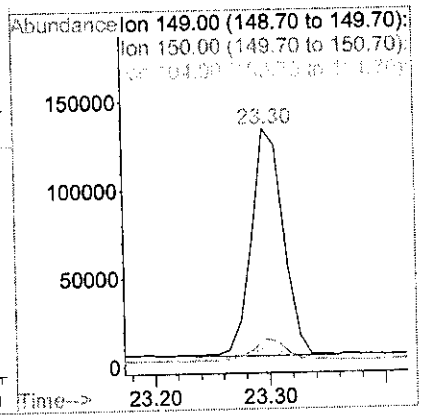

SV-108

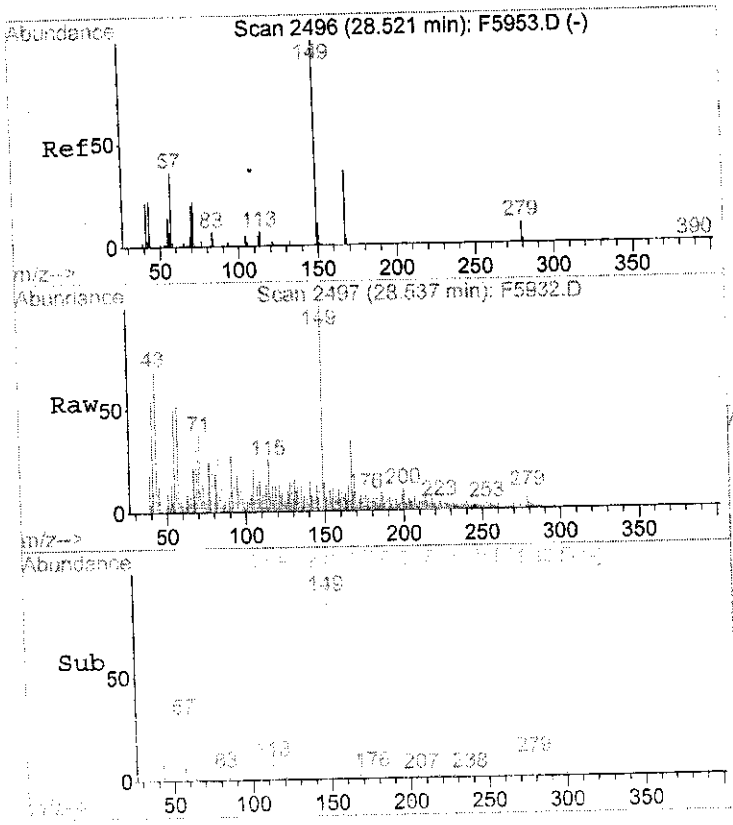

#75
bis(2-Ethylhexyl)phthalate
Concen: 1.07 ul/l
RT: 28.54 min Scan# 2497
Delta R.T. -0.01 min
Lab File: F5932.D
Acq: 4 Aug 2006 17:09

Tgt Ion:149 Resp: 31266

Ion	Ratio	Lower	Upper
149	100		
167	38.2	15.4	55.4
279	8.7	0.0	28.6

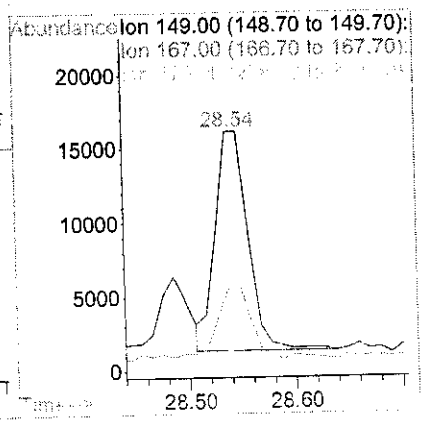

SV-109

F5932.D SVF80725.M Mon Aug 14 13:33:24 2006

Quantitation Report (QT Reviewed)

Data File : E:\F\DATA\AUG06\F0804\F5932.D
Acq On : 4 Aug 2006 17:09
Sample : 0607269
Misc : WATER 2946 08/03/06 MW7
MS Integration Params: rteint.p
Quant Time: Aug 10 14:46 2006

Vial: 10
Operator: JOSE
Inst : HP5971AF
Multiplr: 1.00

Quant Results File: SVF80725.RES

Quant Method : E:\F\METHODS\SVF80725.M (RTE Integrator)
Title : SEMI-VOA 8270 CALIBRATION HP5971AF
Last Update : Fri Aug 04 10:10:24 2006
Response via : Initial Calibration
DataAcq Meth : SVF80725

Internal Standards	R.T.	QIon	Response	Conc Units	Dev(Min)
1) 1,4-Dichlorobenzene-d4	10.10	152	378387	40.00 ul/l	0.06
19) Naphthalene-d8	13.32	136	1496662	40.00 ul/l	0.06
34) Acenaphthene-d10	17.81	164	930060	40.00 ul/l	0.03
55) Phenanthrene-d10	21.57	188	1184601	40.00 ul/l	0.04
68) Chrysene-d12	28.36	240	1029742	40.00 ul/l	0.00
77) Perylene-d12	31.75	264	957257	40.00 ul/l	0.00

System Monitoring Compounds					
4) 2-Fluorophenol	7.30	112	896734	59.77 ul/l	0.17
Spiked Amount 200.000	Range 21 - 100		Recovery = 29.89%		
6) Phenol-d5	9.71	99	587741	28.59 ul/l	0.14
Spiked Amount 200.000	Range 10 - 94		Recovery = 14.30%		
20) Nitrobenzene-d5	11.61	82	1250472	62.65 ul/l	0.05
Spiked Amount 100.000	Range 35 - 114		Recovery = 62.65%		
38) 2-Fluorobiphenyl	16.14	172	1790812	58.58 ul/l	0.03
Spiked Amount 100.000	Range 43 - 116		Recovery = 58.58%		
54) 2,4,6-Tribromophenol	19.92	330	670707	144.25 ul/l	0.07
Spiked Amount 200.000	Range 10 - 123		Recovery = 72.13%		
71) Terphenyl-d14	25.73	244	2072930	86.24 ul/l	0.04
Spiked Amount 100.000	Range 33 - 141		Recovery = 86.24%		

Target Compounds					Qvalue
14) 2-Methylphenol	11.10	108	297660	19.75 ul/l	84
16) 3&4-Methylphenol	11.50	108	626287	39.60 ul/l	94
24) 2,4-Dimethylphenol	12.78	107	1063419	69.39 ul/l	90
29) Naphthalene	13.42	128	14047525	359.02 ul/l	98
33) 2-Methylnaphthalene	15.14	142	4533980	196.48 ul/l	92
44) Acenaphthene	17.87	153	62911	2.45 ul/l #	86
47) Dibenzofuran	18.28	168	60371	1.56 ul/l	71
52) Fluorene	19.16	166	121782	4.48 ul/l	96
64) Phenanthrene	21.61	178	124793	3.34 ul/l	95
66) Di-n-butylphthalate	23.30	149	247276	4.80 ul/l	93
75) bis(2-Ethylhexyl)phthalate	28.54	149	31266	1.07 ul/l	96

SV-110

(#) = qualifier out of range (m) = manual integration
F5932.D SVF80725.M Mon Aug 14 13:33:21 2006

Quantitation Report

Data File : D:\E\DATA\AUG06\E0807\E2460.D
Acq On : 7 Aug 2006 8:13 pm
Sample : 0607269DL
Misc : SOIL 2946 08/03/06 MW7DL
MS Integration Params: rteint.p
Quant Time: Aug 14 16:34 2006

Vial: 5
Operator:
Inst : GC/MS Ins
Multiplr: 5.00

Quant Results File: SVE80720.RES

Method : D:\E\METHODS\SVE80720.M (RTE Integrator)
Title : SEMI-VOA 8270 CALIBRATION HP5971BE
Last Update : Wed Aug 09 14:27:39 2006
Response via : Initial Calibration

TIC: E2460.D

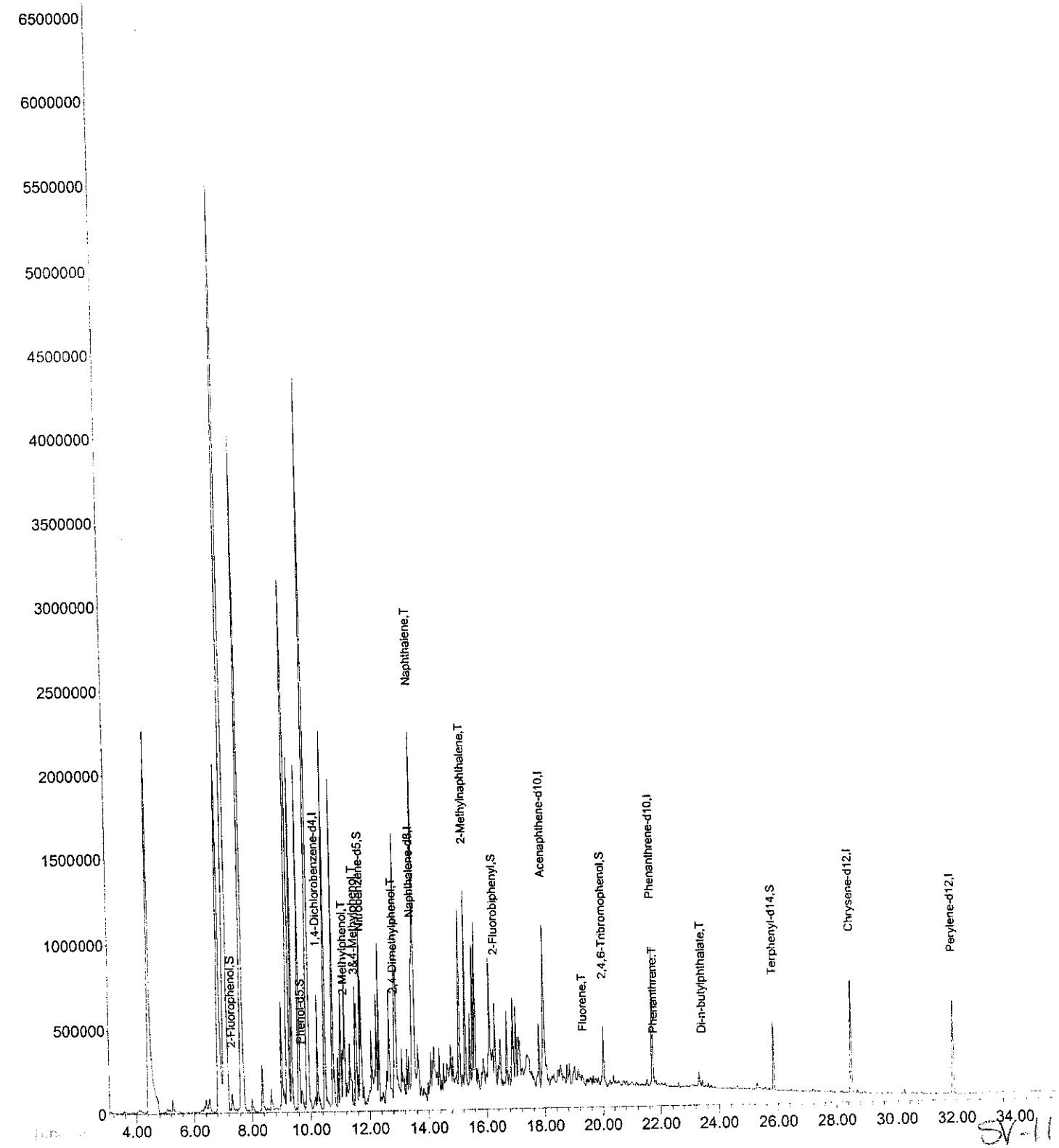

SV-111

E2460.D SVE80720.M Mon Aug 14 16:35:09 2006

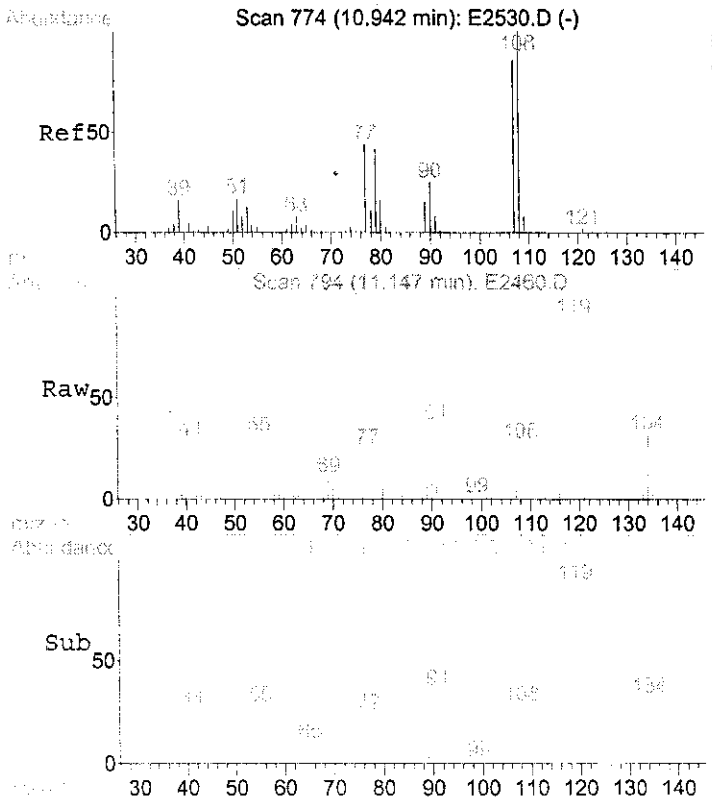

#14
2-Methylphenol
Concen: 4.82 ul/l
RT: 11.15 min Scan# 794
Delta R.T. -0.00 min
Lab File: E2460.D
Acq: 7 Aug 2006 8:13 pm

Tgt Ion:108 Resp: 32512

Ion	Ratio	Lower	Upper
108	100		
107	99.9	64.6	104.6

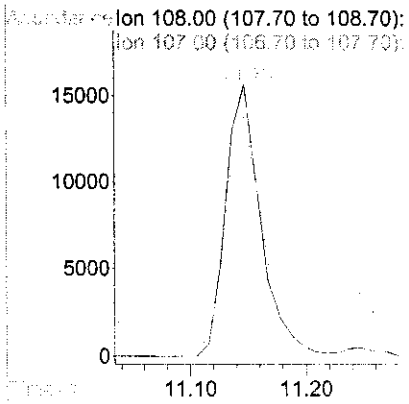

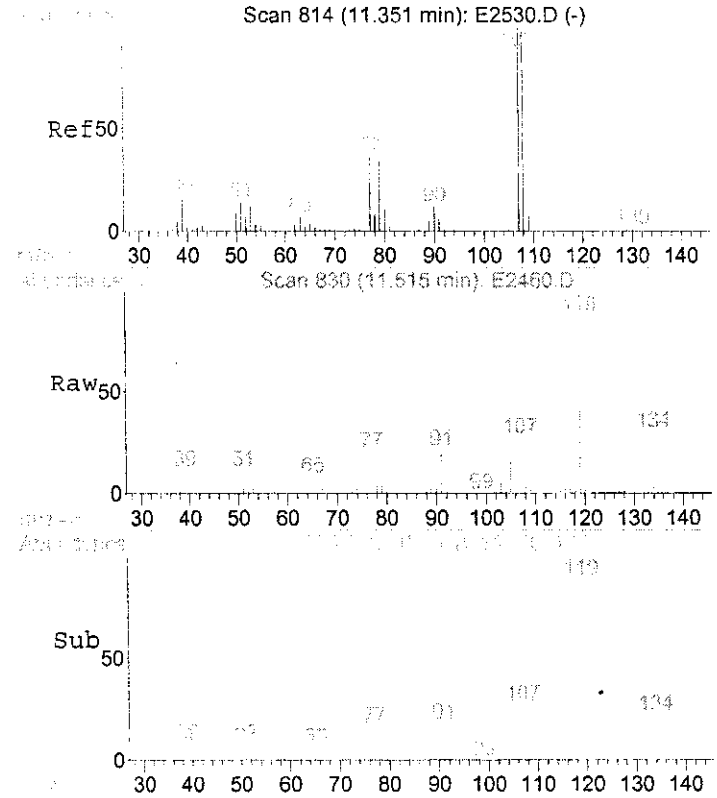

#16
3&4-Methylphenol
Concen: 11.02 ul/l
RT: 11.52 min Scan# 830
Delta R.T. -0.04 min
Lab File: E2460.D
Acq: 7 Aug 2006 8:13 pm

Tgt Ion:108 Resp: 79134

Ion	Ratio	Lower	Upper
108	100		
107	117.6	84.2	124.2

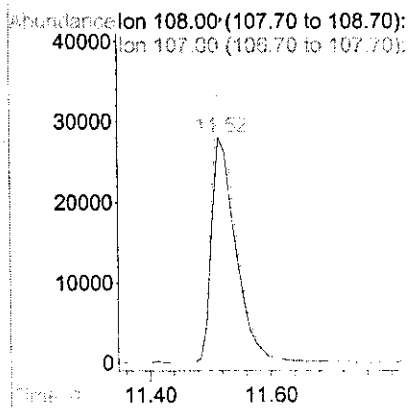

SV-112

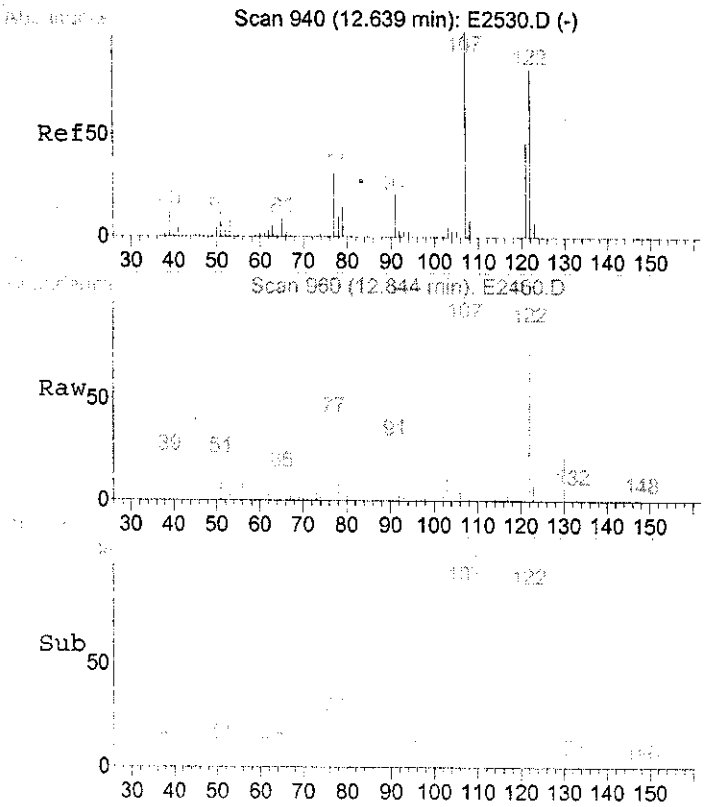

#24
2,4-Dimethylphenol
Concen: 18.13 ul/l
RT: 12.84 min Scan# 960
Delta R.T. -0.00 min
Lab File: E2460.D
Acq: 7 Aug 2006 8:13 pm

Tgt Ion:107 Resp: 161415

Ion	Ratio	Lower	Upper
107	100		
121	37.8	31.9	71.9
122	83.1	77.4	117.4

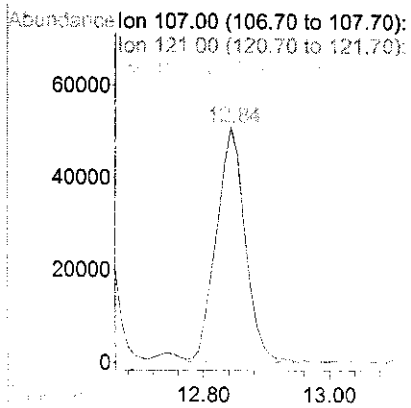

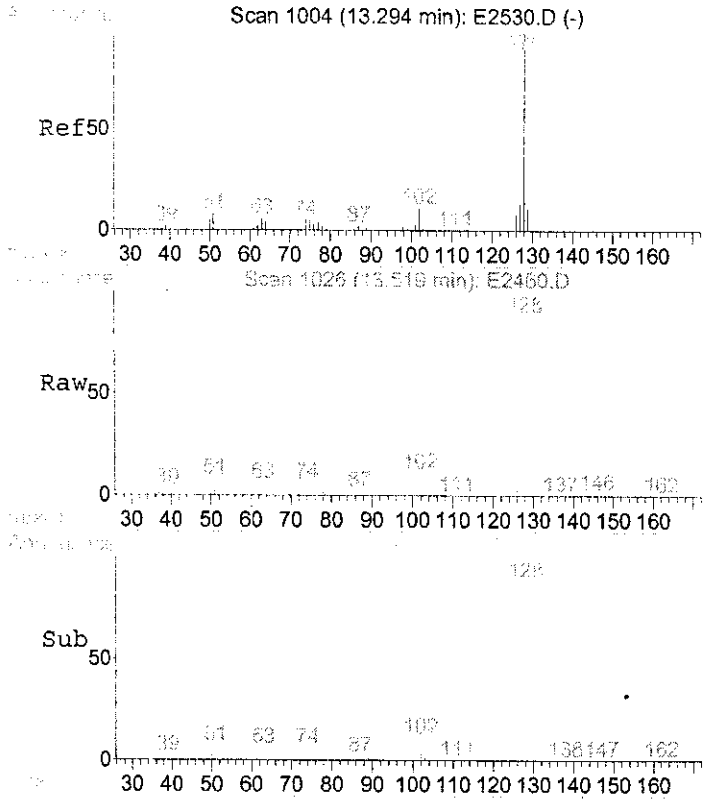

#29
Naphthalene
Concen: 110.76 ul/l
RT: 13.52 min Scan# 1026
Delta R.T. -0.00 min
Lab File: E2460.D
Acq: 7 Aug 2006 8:13 pm

Tgt Ion:128 Resp: 2410336

Ion	Ratio	Lower	Upper
128	100		
129	11.8	0.0	31.2
127	13.6	0.0	32.6

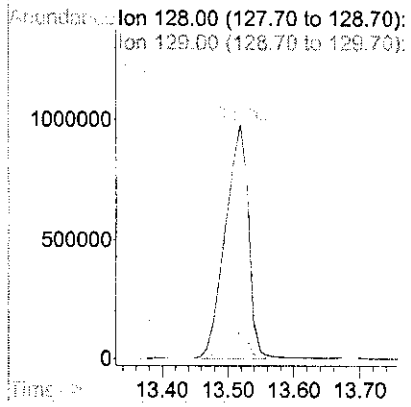

SV-113

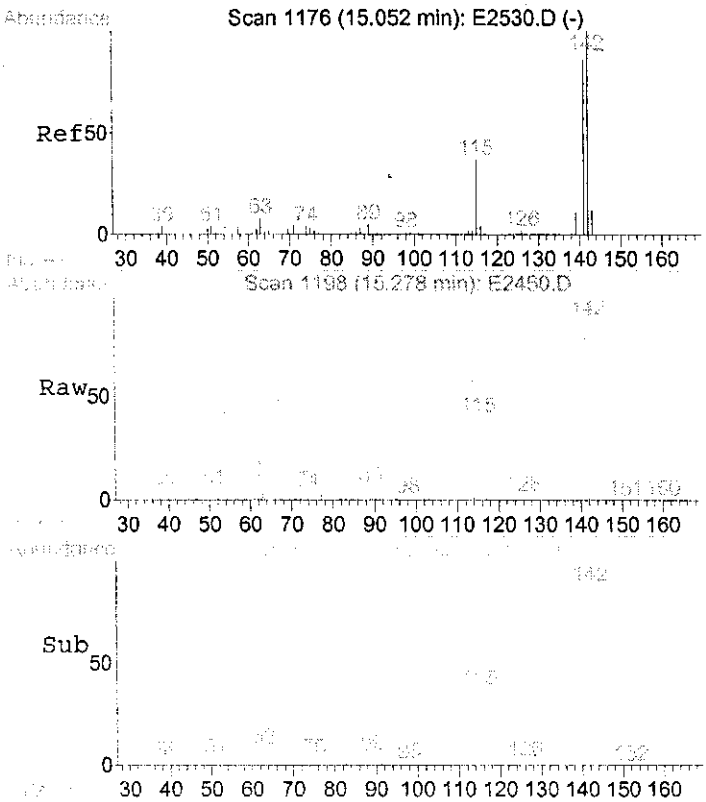

#33
2-Methylnaphthalene
Concen: 50.59 ul/l
RT: 15.28 min Scan# 1198
Delta R.T. -0.00 min
Lab File: E2460.D
Acq: 7 Aug 2006 8:13 pm

Tgt Ion:142 Resp: 739749

Ion	Ratio	Lower	Upper
142	100		
141	85.5	63.5	103.5

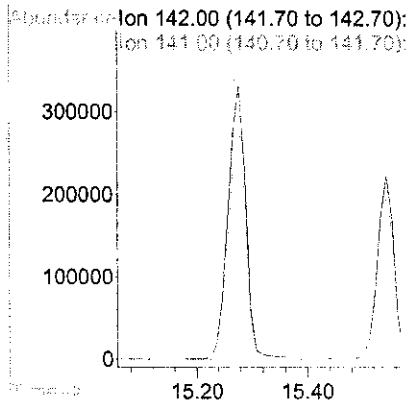

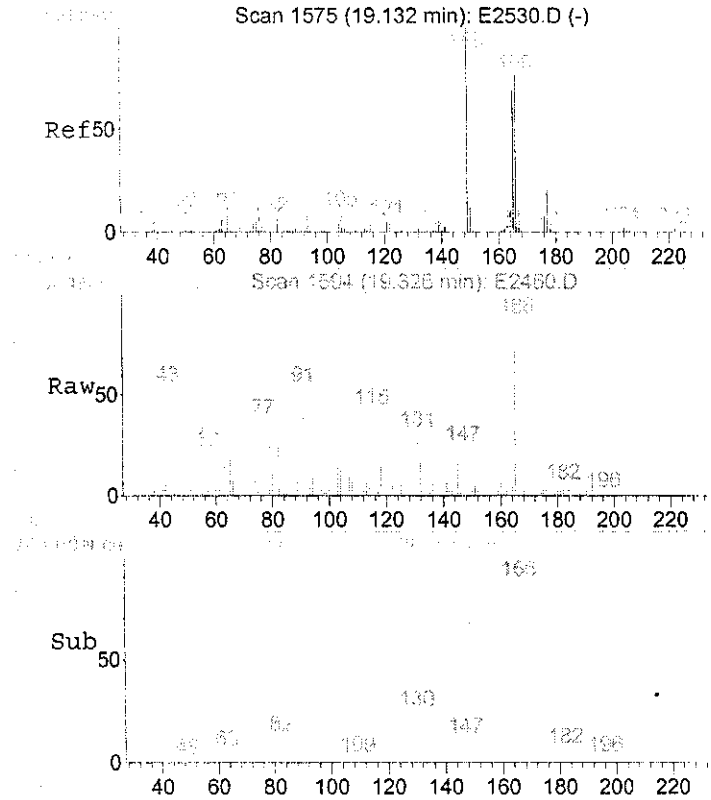

#52
Fluorene
Concen: 1.28 ul/l
RT: 19.33 min Scan# 1594
Delta R.T. -0.05 min
Lab File: E2460.D
Acq: 7 Aug 2006 8:13 pm

Tgt Ion:166 Resp: 19834

Ion	Ratio	Lower	Upper
166	100		
165	97.6	69.8	109.8
167	14.4	0.0	33.4

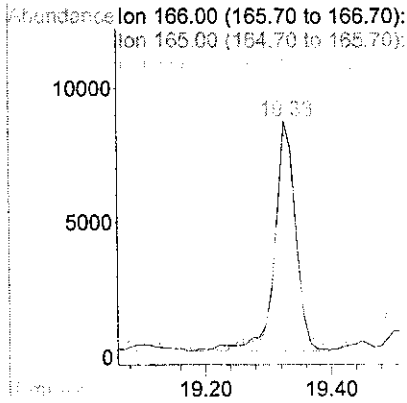

SV-114

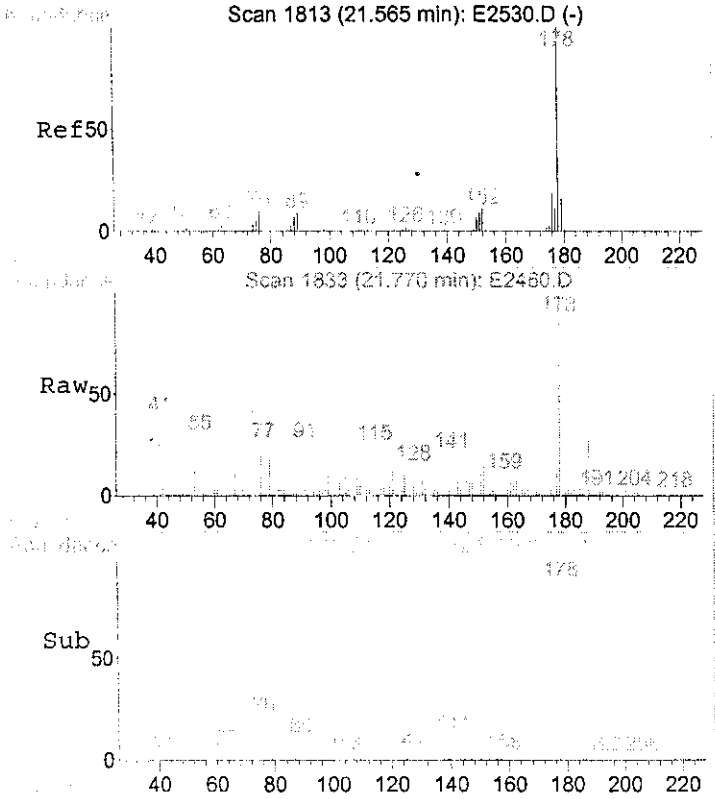

#64
Phenanthrene
Concen: 1.02 ul/l
RT: 21.77 min Scan# 1833
Delta R.T. -0.05 min
Lab File: E2460.D
Acq: 7 Aug 2006 8:13 pm

Tgt Ion:178 Resp: 20928

Ion	Ratio	Lower	Upper
178	100		
179	20.0	0.0	35.3
176	23.7	0.0	38.3

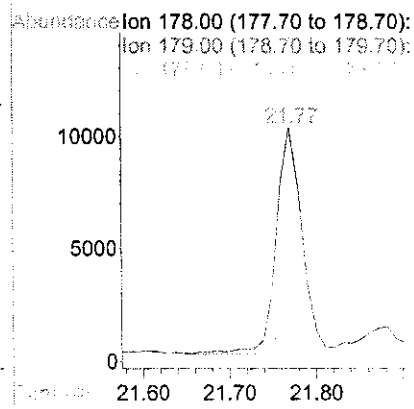

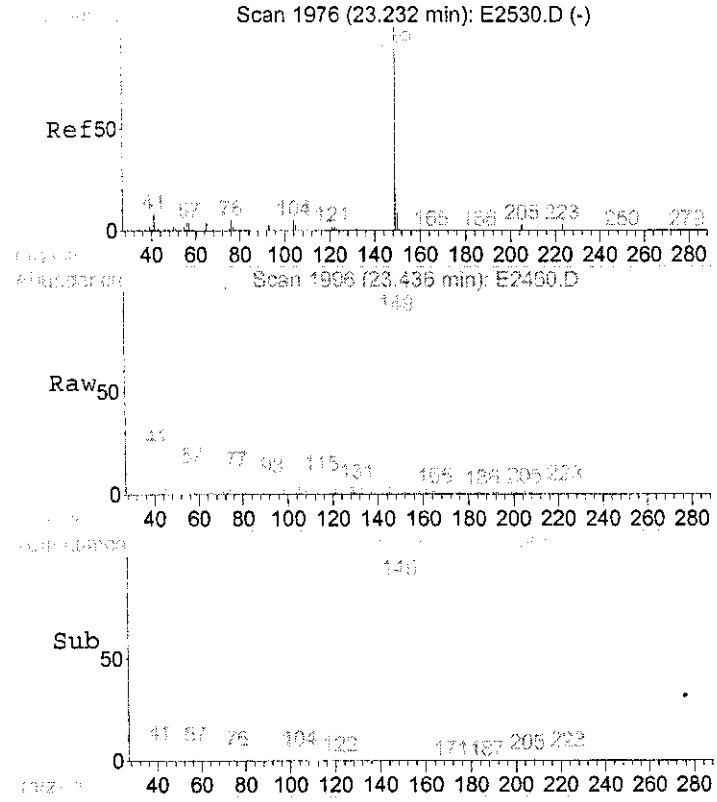

#66
Di-n-butylphthalate
Concen: 1.49 ul/l
RT: 23.44 min Scan# 1996
Delta R.T. -0.03 min
Lab File: E2460.D
Acq: 7 Aug 2006 8:13 pm

Tgt Ion:149 Resp: 44338

Ion	Ratio	Lower	Upper
149	100		
150	9.5	0.0	29.1
104	6.8	0.0	23.8

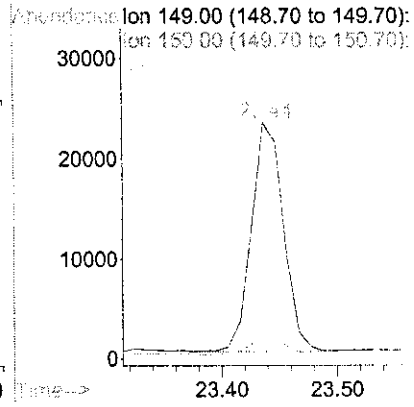

SV-115

Quantitation Report (QT Reviewed)

Data File : D:\E\DATA\AUG06\E0807\E2460.D
Acq On : 7 Aug 2006 8:13 pm
Sample : 0607269DL
Misc : SOIL 2946 08/03/06 MW7DL
MS Integration Params: rteint.p
Quant Time: Aug 14 16:34 2006

Vial: 5
Operator:
Inst : GC/MS Ins
Multiplr: 5.00
Quant Results File: SVE80720.RES

Quant Method : D:\E\METHODS\SVE80720.M (RTE Integrator)
Title : SEMI-VOA 8270 CALIBRATION HP5971BE
Last Update : Mon Aug 07 17:04:44 2006
Response via : Initial Calibration
DataAcq Meth : SVE80720

Internal Standards	R.T.	QIon	Response	Conc	Units	Dev(Min)
1) 1,4-Dichlorobenzene-d4	10.24	152	190552	40.00	ul/l	0.00
19) Naphthalene-d8	13.45	136	878974	40.00	ul/l	-0.02
34) Acenaphthene-d10	17.98	164	497167	40.00	ul/l	-0.02
55) Phenanthrene-d10	21.73	188	690273	40.00	ul/l	-0.02
68) Chrysene-d12	28.51	240	548973	40.00	ul/l	-0.06
77) Perylene-d12	31.89	264	503597	40.00	ul/l	-0.06

System Monitoring Compounds						
4) 2-Fluorophenol	7.31	112	82551	59.66	ul/l	0.02
Spiked Amount 200.000	Range 25 - 121		Recovery = 29.83%			
6) Phenol-d5	9.70	99	95555	51.84	ul/l	-0.01
Spiked Amount 200.000	Range 24 - 113		Recovery = 25.92%			
20) Nitrobenzene-d5	11.73	82	155383	78.80	ul/l	-0.02
Spiked Amount 100.000	Range 23 - 120		Recovery = 78.80%			
38) 2-Fluorobiphenyl	16.30	172	250325	82.14	ul/l	-0.02
Spiked Amount 100.000	Range 30 - 115		Recovery = 82.14%			
54) 2,4,6-Tribromophenol	20.03	330	61301	159.95	ul/l	-0.03
Spiked Amount 200.000	Range 19 - 122		Recovery = 79.97%			
71) Terphenyl-d14	25.86	244	251814	88.29	ul/l	-0.03
Spiked Amount 100.000	Range 18 - 137		Recovery = 88.29%			

Target Compounds						Qvalue
14) 2-Methylphenol	11.15	108	32512	4.82	ul/l	83
16) 3&4-Methylphenol	11.52	108	79134	11.02	ul/l	87
24) 2,4-Dimethylphenol	12.84	107	161415	18.13	ul/l	84
29) Naphthalene	13.52	128	2410336	110.76	ul/l	98
33) 2-Methylnaphthalene	15.28	142	739749	50.59	ul/l	98
52) Fluorene	19.33	166	19834	1.28	ul/l	92
64) Phenanthrene	21.77	178	20928	1.02	ul/l	88
66) Di-n-butylphthalate	23.44	149	44338	1.49	ul/l	96

SV-116

(#) = qualifier out of range (m) = manual integration

Quantitation Report

Data File : E:\F\DATA\AUG06\F0804\F5931.D
Acq On : 4 Aug 2006 16:24
Sample : 0607270
Misc : WATER 2946 08/03/06 MW8
MS Integration Params: rteint.p
Quant Time: Aug 14 13:32 2006

Vial: 9
Operator: JOSE
Inst : HP5971AF
Multiplr: 1.00

Quant Results File: SVF80725.RES

Method : E:\F\METHODS\SVF80725.M (RTE Integrator)
Title : SEMI-VOA 8270 CALIBRATION HP5971AF
Last Update : Tue Aug 08 13:01:22 2006
Response via : Initial Calibration

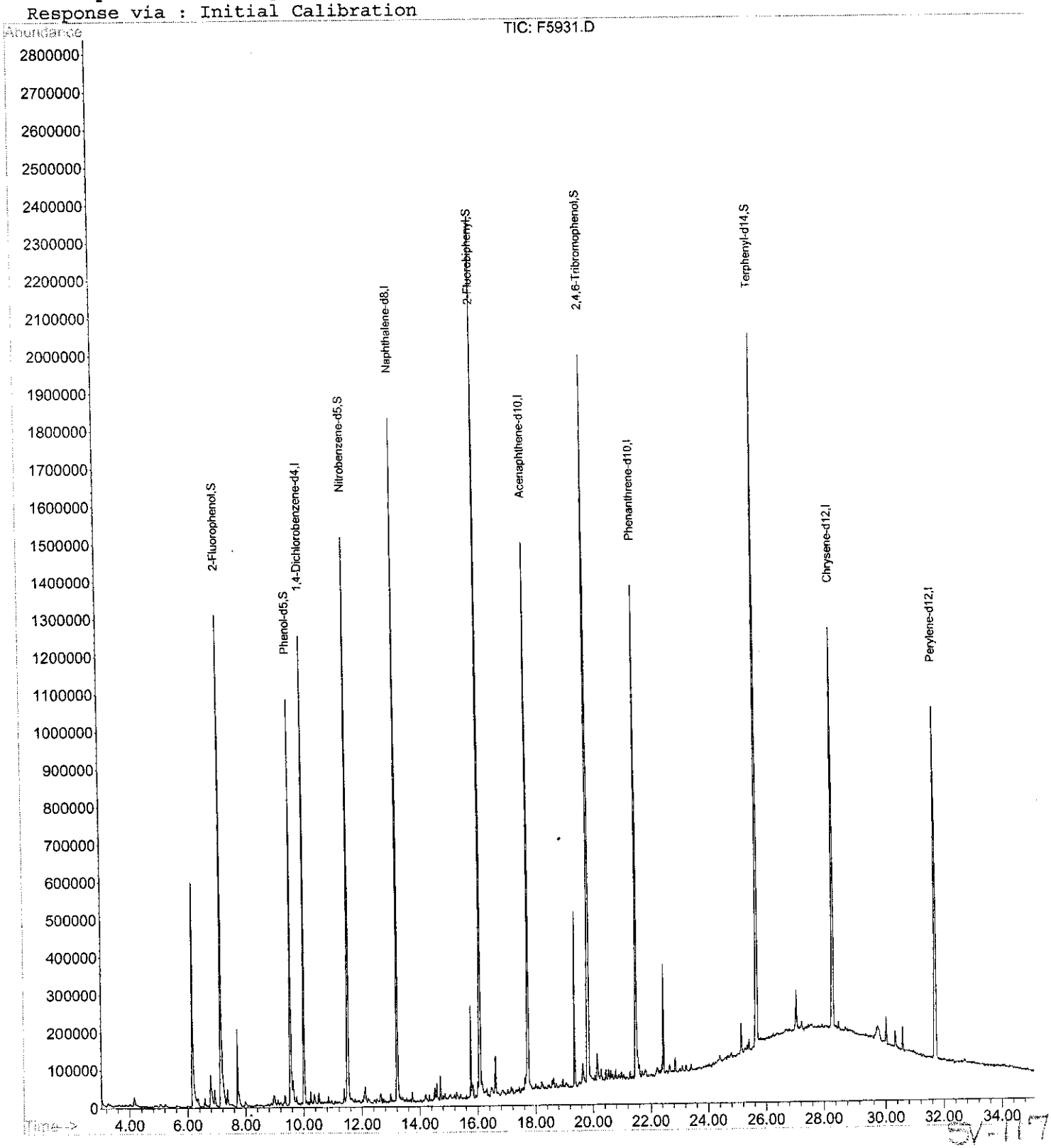

Quantitation Report (QT Reviewed)

Data File : E:\F\DATA\AUG06\F0804\F5931.D
Acq On : 4 Aug 2006 16:24
Sample : 0607270
Misc : WATER 2946 08/03/06 MW8
MS Integration Params: rteint.p
Quant Time: Aug 14 13:32 2006

Vial: 9
Operator: JOSE
Inst : HP5971AF
Multiplr: 1.00

Quant Results File: SVF80725.RES

Quant Method : E:\F\METHODS\SVF80725.M (RTE Integrator)
Title : SEMI-VOA 8270 CALIBRATION HP5971AF
Last Update : Fri Aug 04 10:10:24 2006
Response via : Initial Calibration
DataAcq Meth : SVF80725

Internal Standards	R.T.	QIon	Response	Conc	Units	Dev(Min)
1) 1,4-Dichlorobenzene-d4	10.00	152	416642	40.00	ul/l	-0.03
19) Naphthalene-d8	13.22	136	1646467	40.00	ul/l	-0.03
34) Acenaphthene-d10	17.75	164	708460	40.00	ul/l	-0.03
55) Phenanthrene-d10	21.51	188	1062210	40.00	ul/l	-0.02
68) Chrysene-d12	28.33	240	885047	40.00	ul/l	-0.02
77) Perylene-d12	31.74	264	865101	40.00	ul/l	-0.01

System Monitoring Compounds

4) 2-Fluorophenol	7.13	112	908611	55.00	ul/l	0.00
Spiked Amount 200.000	Range 21 - 100		Recovery = 27.50%			
6) Phenol-d5	9.55	99	929800	41.07	ul/l	-0.02
Spiked Amount 200.000	Range 10 - 94		Recovery = 20.54%			
20) Nitrobenzene-d5	11.53	82	1220438	55.58	ul/l	-0.03
Spiked Amount 100.000	Range 35 - 114		Recovery = 55.58%			
38) 2-Fluorobiphenyl	16.08	172	1637950	70.34	ul/l	-0.03
Spiked Amount 100.000	Range 43 - 116		Recovery = 70.34%			
54) 2,4,6-Tribromophenol	19.84	330	583378	164.72	ul/l	-0.01
Spiked Amount 200.000	Range 10 - 123		Recovery = 82.36%			
71) Terphenyl-d14	25.70	244	1827788	88.48	ul/l	0.00
Spiked Amount 100.000	Range 33 - 141		Recovery = 88.48%			

Target Compounds Qvalue

(#) = qualifier out of range (m) = manual integration
F5931.D SVF80725.M Mon Aug 14 13:32:56 2006

SV-118

Quantitation Report

Data File : D:\E\DATA\AUG06\E0804\E2436.D
Acq On : 4 Aug 2006 7:20 pm
Sample : 0607271
Misc : WATER 2946 08/04/06 MW9
MS Integration Params: rteint.p
Quant Time: Aug 10 15:00 2006

Vial: 7
Operator:
Inst : GC/MS Ins
Multiplr: 1.00

Quant Results File: SVE80720.RES

Method : D:\E\METHODS\SVE80720.M (RTE Integrator)
Title : SEMI-VOA 8270 CALIBRATION HP5971BE
Last Update : Wed Aug 09 14:27:39 2006
Response via : Initial Calibration

TIC: E2436.D

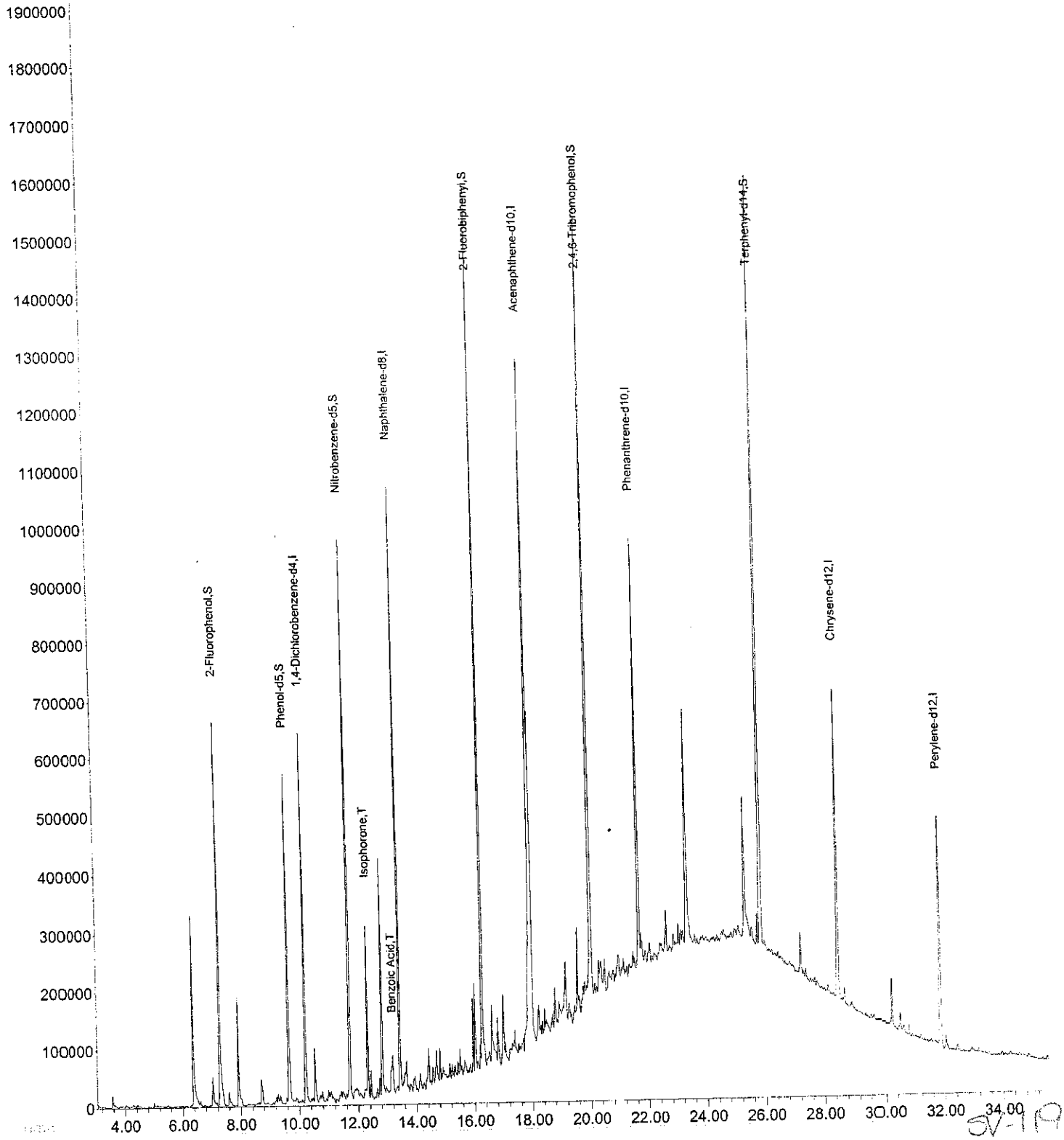

SV-19

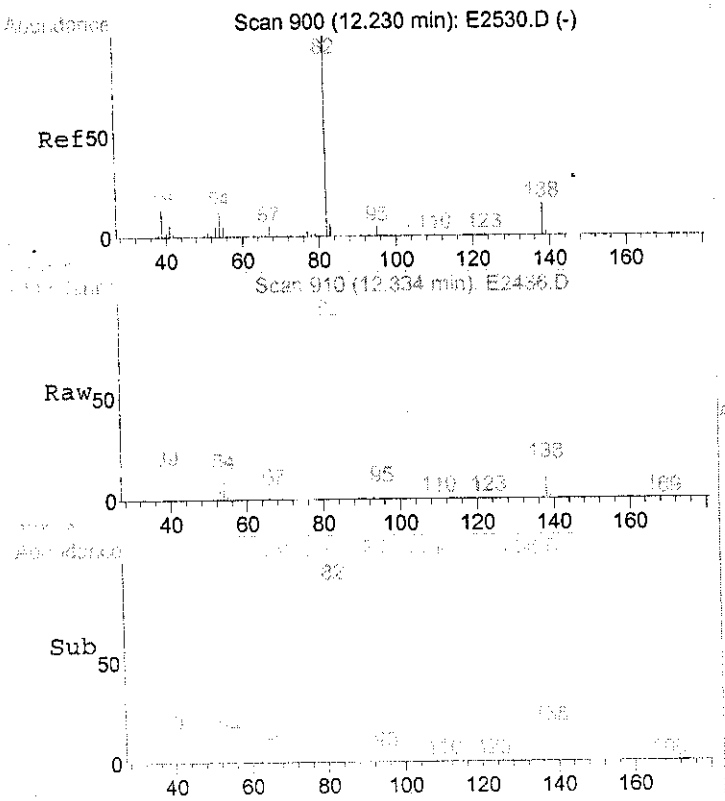

#22
Isophorone
Concen: 12.04 ul/l
RT: 12.33 min Scan# 910
Delta R.T. -0.07 min
Lab File: E2436.D
Acq: 4 Aug 2006 7:20 pm

Tgt Ion: 82 Resp: 257771

Ion	Ratio	Lower	Upper
82	100		
138	16.6	0.4	40.4

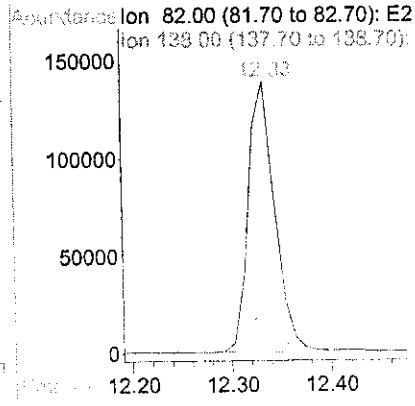

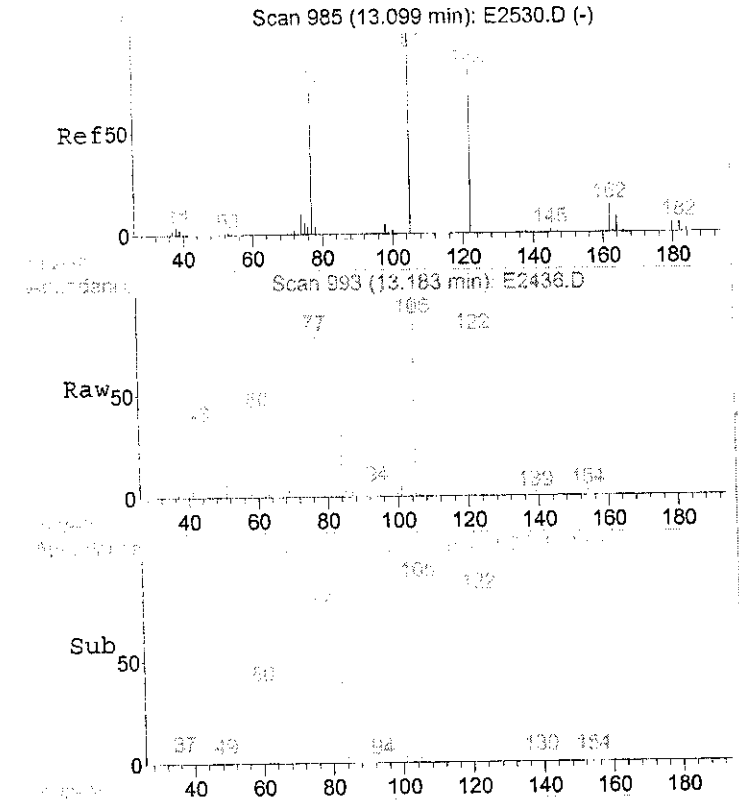

#25
Benzoic Acid
Concen: 7.80 ul/l m
RT: 13.18 min Scan# 993
Delta R.T. -0.15 min
Lab File: E2436.D
Acq: 4 Aug 2006 7:20 pm

Tgt Ion:122 Resp: 38357

Ion	Ratio	Lower	Upper
122	100		
105	0.0	95.6	135.6#
77	4.4	50.8	90.8#

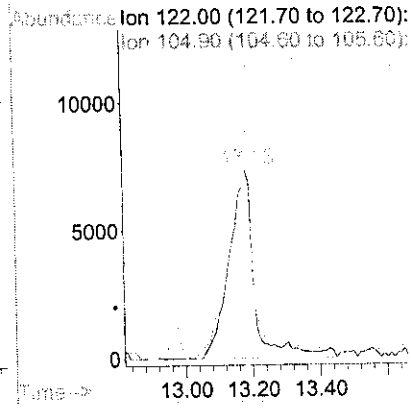

EV-180

Quantitation Report (QT Reviewed)

Data File : D:\E\DATA\AUG06\E0804\E2436.D
Acq On : 4 Aug 2006 7:20 pm
Sample : 0607271
Misc : WATER 2946 08/04/06 MW9
MS Integration Params: rteint.p
Quant Time: Aug 10 15:00 2006

Vial: 7
Operator:
Inst : GC/MS Ins
Multiplr: 1.00

Quant Results File: SVE80720.RES

Quant Method : D:\E\METHODS\SVE80720.M (RTE Integrator)
Title : SEMI-VOA 8270 CALIBRATION HP5971BE
Last Update : Fri Aug 04 14:38:36 2006
Response via : Initial Calibration
DataAcq Meth : SVE80720

Internal Standards	R.T.	QIon	Response	Conc	Units	Dev(Min)
1) 1,4-Dichlorobenzene-d4	10.22	152	215493	40.00	ul/l	-0.01
19) Naphthalene-d8	13.43	136	957811	40.00	ul/l	-0.03
34) Acenaphthene-d10	17.96	164	461245	40.00	ul/l	-0.03
55) Phenanthrene-d10	21.71	188	670270	40.00	ul/l	-0.03
68) Chrysene-d12	28.51	240	441651	40.00	ul/l	-0.04
77) Perylene-d12	31.89	264	337586	40.00	ul/l	-0.04

System Monitoring Compounds						
4) 2-Fluorophenol	7.28	112	451947	57.76	ul/l	0.01
Spiked Amount 200.000	Range 21 - 100		Recovery = 28.88%			
6) Phenol-d5	9.66	99	467525	44.86	ul/l	-0.03
Spiked Amount 200.000	Range 10 - 94		Recovery = 22.43%			
20) Nitrobenzene-d5	11.71	82	732013	68.13	ul/l	-0.03
Spiked Amount 100.000	Range 35 - 114		Recovery = 68.13%			
38) 2-Fluorobiphenyl	16.29	172	1108326	78.40	ul/l	-0.03
Spiked Amount 100.000	Range 43 - 116		Recovery = 78.40%			
54) 2,4,6-Tribromophenol	20.04	330	391682	220.32	ul/l	-0.01
Spiked Amount 200.000	Range 10 - 123		Recovery = 110.16%			
71) Terphenyl-d14	25.90	244	1227675	107.01	ul/l	0.02
Spiked Amount 100.000	Range 33 - 141		Recovery = 107.01%			

Target Compounds						Qvalue
22) Isophorone	12.33	82	257771	12.04	ul/l	92
25) Benzoic Acid	13.18	122	38357m	7.80	ul/l	

(#) = qualifier out of range (m) = manual integration
E2436.D SVE80720.M Mon Aug 14 16:08:39 2006

SV-121

Quantitation Report

Data File : D:\E\DATA\AUG06\E0804\E2437.D
Acq On : 4 Aug 2006 8:05 pm
Sample : 0607272
Misc : WATER 2946 08/04/06 MW10
MS Integration Params: rteint.p
Quant Time: Aug 14 16:11 2006

Vial: 8
Operator:
Inst : GC/MS Ins
Multiplr: 1.00
Quant Results File: SVE80720.RES

Method : D:\E\METHODS\SVE80720.M (RTE Integrator)
Title : SEMI-VOA 8270 CALIBRATION HP5971BE
Last Update : Wed Aug 09 14:27:39 2006
Response via : Initial Calibration

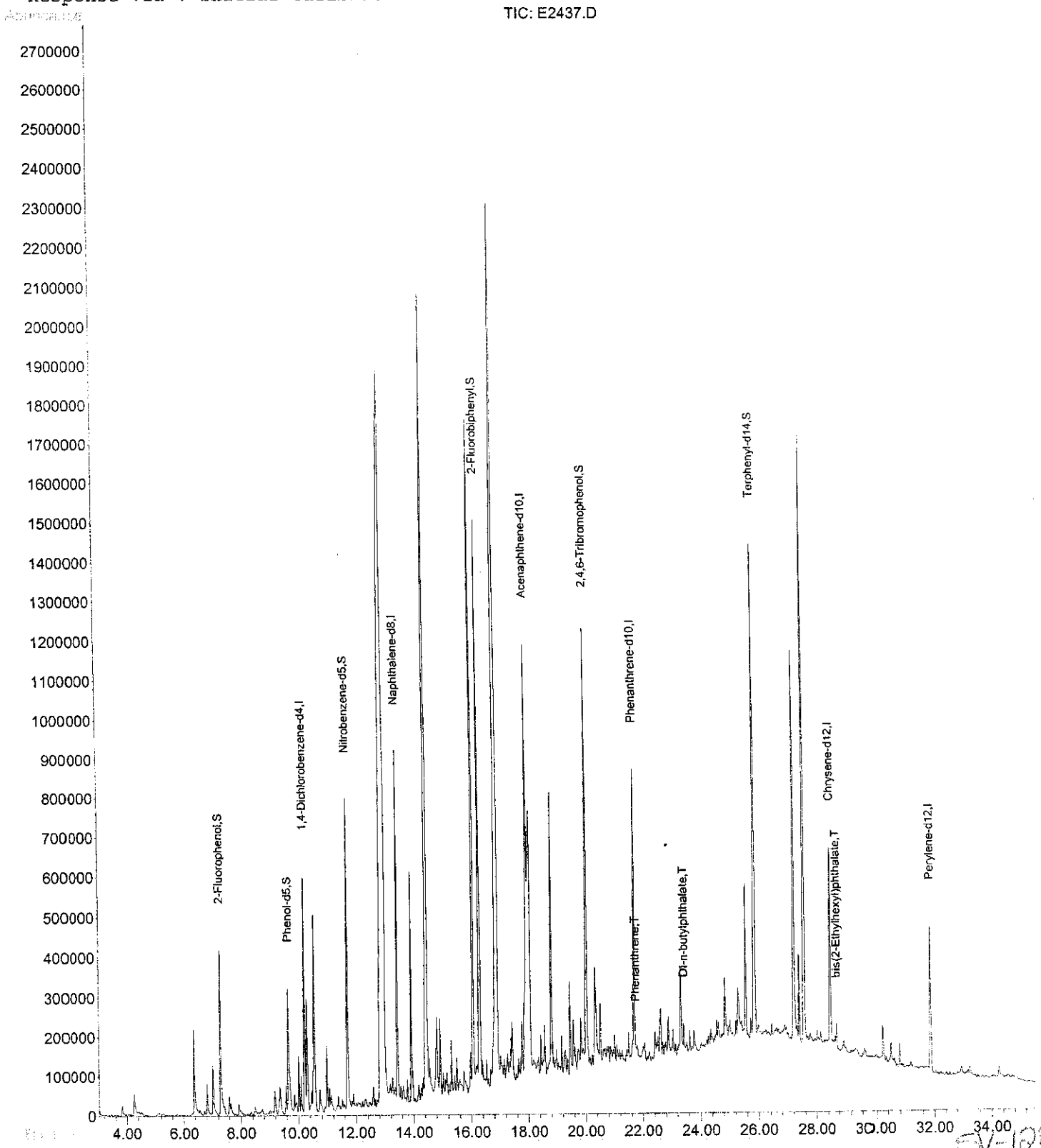

SV-122

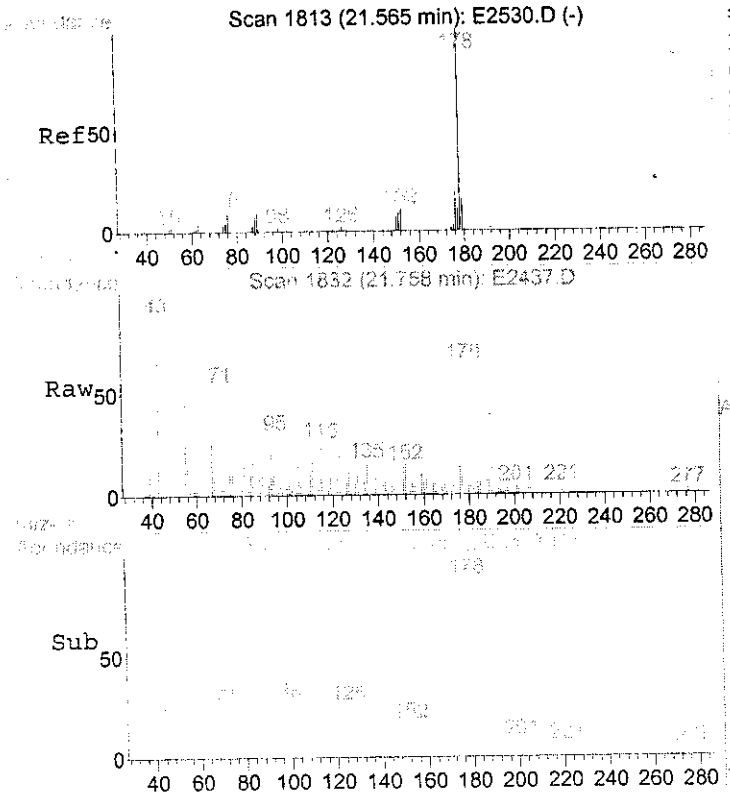

#64
Phenanthrene
Concen: 0.54 ul/l
RT: 21.76 min Scan# 1832
Delta R.T. -0.05 min
Lab File: E2437.D
Acq: 4 Aug 2006 8:05 pm

Tgt Ion:178 Resp: 9899

Ion	Ratio	Lower	Upper
178	100		
179	23.7	0.0	35.3
176	36.1	0.0	38.3

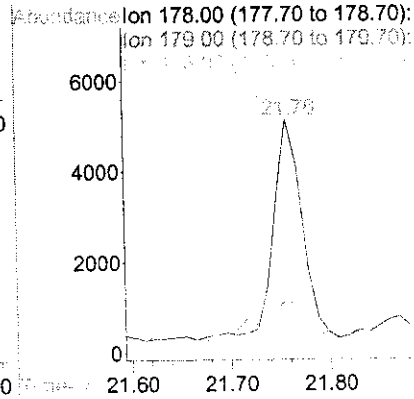

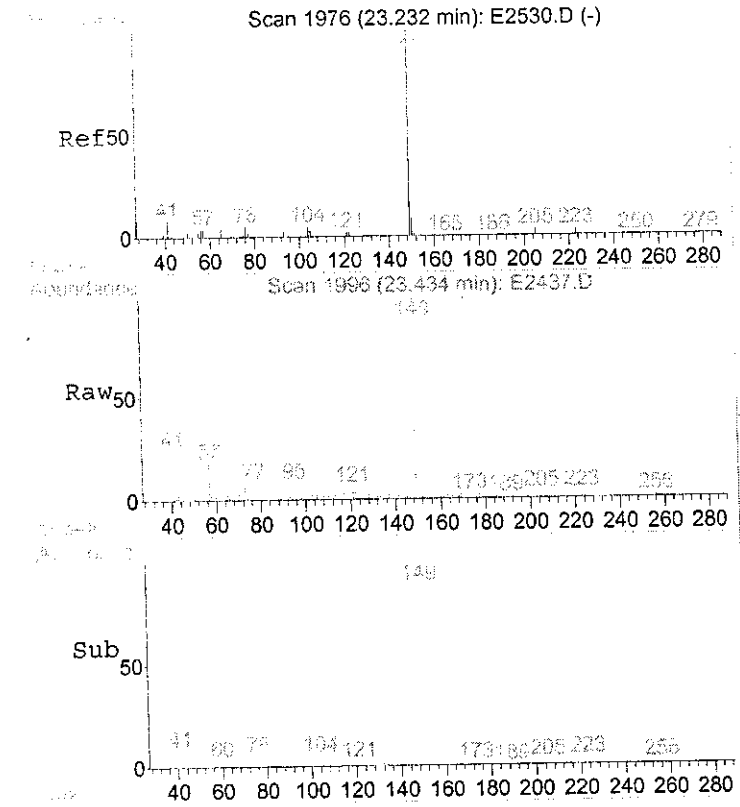

#66
Di-n-butylphthalate
Concen: 2.53 ul/l
RT: 23.43 min Scan# 1996
Delta R.T. -0.02 min
Lab File: E2437.D
Acq: 4 Aug 2006 8:05 pm

Tgt Ion:149 Resp: 67486

Ion	Ratio	Lower	Upper
149	100		
150	10.0	0.0	29.1
104	5.7	0.0	23.8

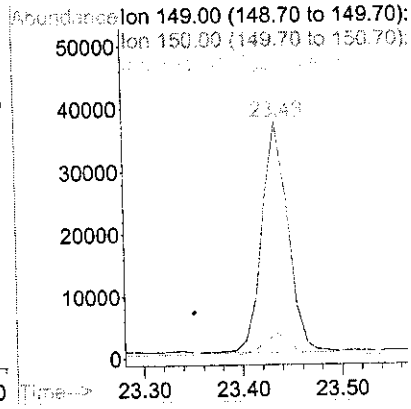

SV-183

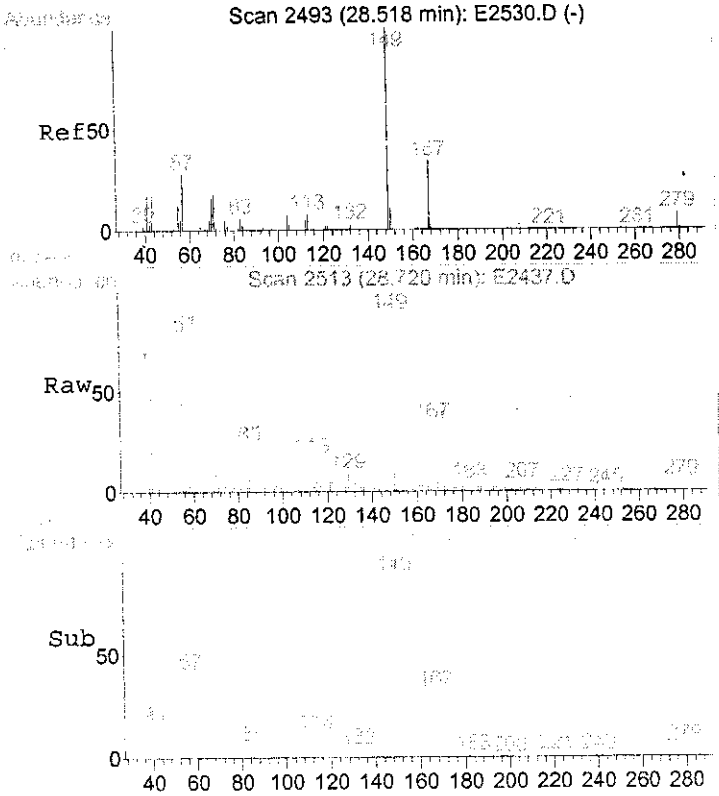

#75
bis(2-Ethylhexyl)phthalate
Concen: 2.13 ul/l
RT: 28.72 min Scan# 2513
Delta R.T. -0.02 min
Lab File: E2437.D
Acq: 4 Aug 2006 8:05 pm

Tgt Ion:149 Resp: 28590

Ion	Ratio	Lower	Upper
149	100		
167	31.9	14.9	54.9
279	4.9	0.0	24.8

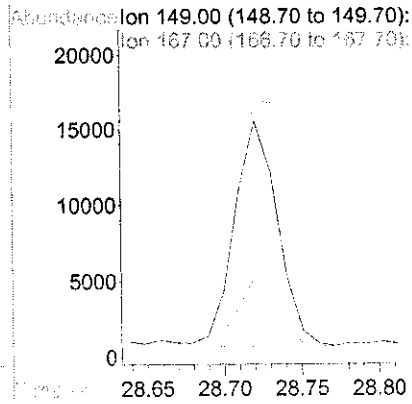

SV-124

Quantitation Report (QT Reviewed)

Data File : D:\E\DATA\AUG06\E0804\E2437.D
Acq On : 4 Aug 2006 8:05 pm
Sample : 0607272
Misc : WATER 2946 08/04/06 MW10
MS Integration Params: rteint.p
Quant Time: Aug 14 16:11 2006

Vial: 8
Operator:
Inst : GC/MS Ins
Multiplr: 1.00
Quant Results File: SVE80720.RES

Quant Method : D:\E\METHODS\SVE80720.M (RTE Integrator)
Title : SEMI-VOA 8270 CALIBRATION HP5971BE
Last Update : Fri Aug 04 14:38:36 2006
Response via : Initial Calibration
DataAcq Meth : SVE80720

Internal Standards	R.T.	QIon	Response	Conc	Units	Dev(Min)
1) 1,4-Dichlorobenzene-d4	10.21	152	193126	40.00	ul/l	-0.01
19) Naphthalene-d8	13.44	136	838913	40.00	ul/l	-0.02
34) Acenaphthene-d10	17.96	164	416357	40.00	ul/l	-0.02
55) Phenanthrene-d10	21.72	188	617600	40.00	ul/l	-0.02
68) Chrysene-d12	28.51	240	402426	40.00	ul/l	-0.04
77) Perylene-d12	31.89	264	300427	40.00	ul/l	-0.04

System Monitoring Compounds						
4) 2-Fluorophenol	7.28	112	317883	45.33	ul/l	0.00
Spiked Amount 200.000	Range 21 - 100		Recovery = 22.66%			
6) Phenol-d5	9.66	99	369271	39.54	ul/l	-0.02
Spiked Amount 200.000	Range 10 - 94		Recovery = 19.77%			
20) Nitrobenzene-d5	11.71	82	565512	60.09	ul/l	-0.03
Spiked Amount 100.000	Range 35 - 114		Recovery = 60.09%			
38) 2-Fluorobiphenyl	16.30	172	949380	74.39	ul/l	-0.02
Spiked Amount 100.000	Range 43 - 116		Recovery = 74.39%			
54) 2,4,6-Tribromophenol	20.05	330	298817	186.20	ul/l	0.00
Spiked Amount 200.000	Range 10 - 123		Recovery = 93.10%			
71) Terphenyl-d14	25.89	244	1110684	106.25	ul/l	0.00
Spiked Amount 100.000	Range 33 - 141		Recovery = 106.25%			

Target Compounds						Qvalue
64) Phenanthrene	21.76	178	9899	0.54	ul/l	69
66) Di-n-butylphthalate	23.43	149	67486	2.53	ul/l	97
75) bis(2-Ethylhexyl)phthalate	28.72	149	28590	2.13	ul/l	95

SV-125

(#) = qualifier out of range (m) = manual integration
E2437.D SVE80720.M Mon Aug 14 16:11:21 2006

Quantitation Report

Data File : D:\E\DATA\AUG06\E0804\E2438.D Vial: 9
Acq On : 4 Aug 2006 8:50 pm Operator:
Sample : 0607273 Inst : GC/MS Ins
Misc : WATER 2946 08/04/06 MW11 Multiplr: 1.00
MS Integration Params: rteint.p
Quant Time: Aug 10 15:10 2006 Quant Results File: SVE80720.RES

Method : D:\E\METHODS\SVE80720.M (RTE Integrator)
Title : SEMI-VOA 8270 CALIBRATION HP5971BE
Last Update : Wed Aug 09 14:27:39 2006
Response via : Initial Calibration

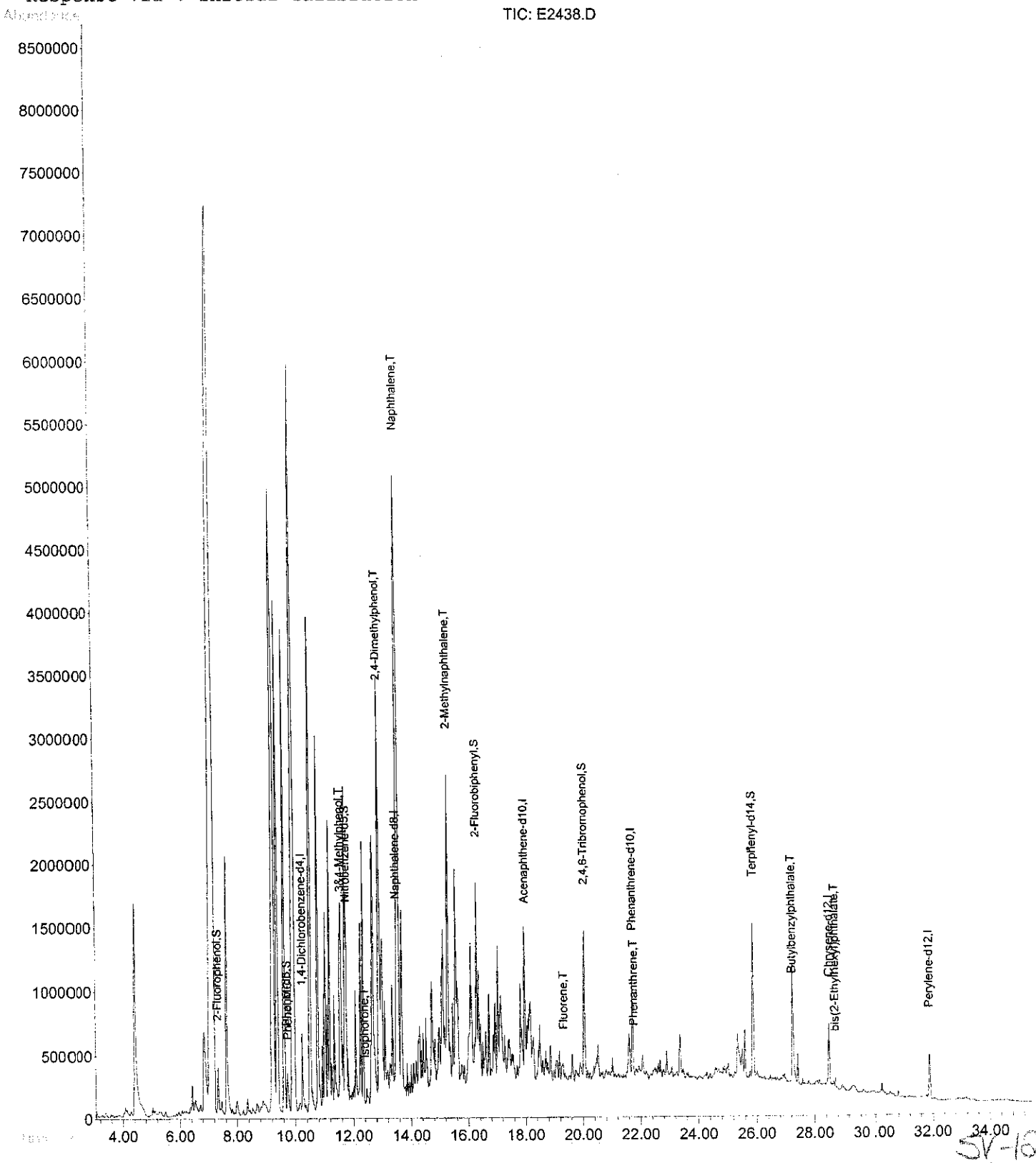

SV-106

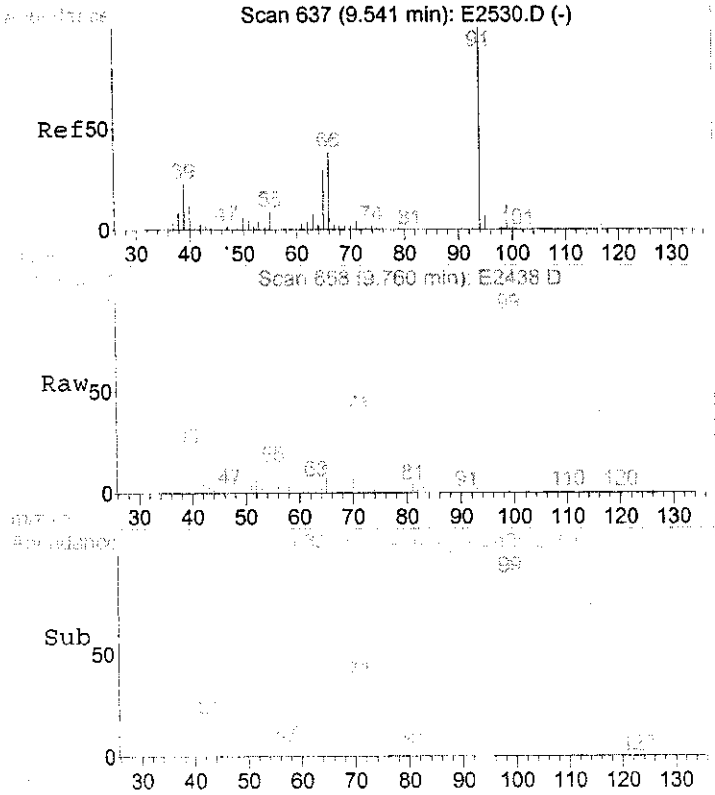

#7
Phenol
Concen: 9.50 ul/l
RT: 9.76 min Scan# 658
Delta R.T. 0.03 min
Lab File: E2438.D
Acq: 4 Aug 2006 8:50 pm

Tgt Ion: 94 Resp: 89029

Ion	Ratio	Lower	Upper
94	100		
65	30.6	0.4	40.4
66	54.9	6.8	46.8#

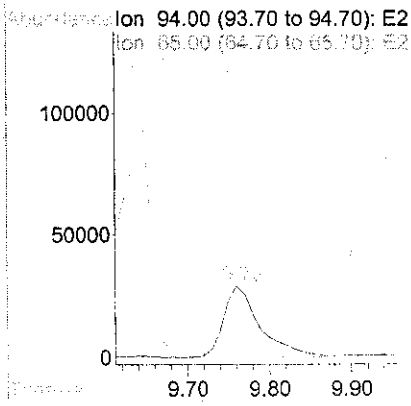

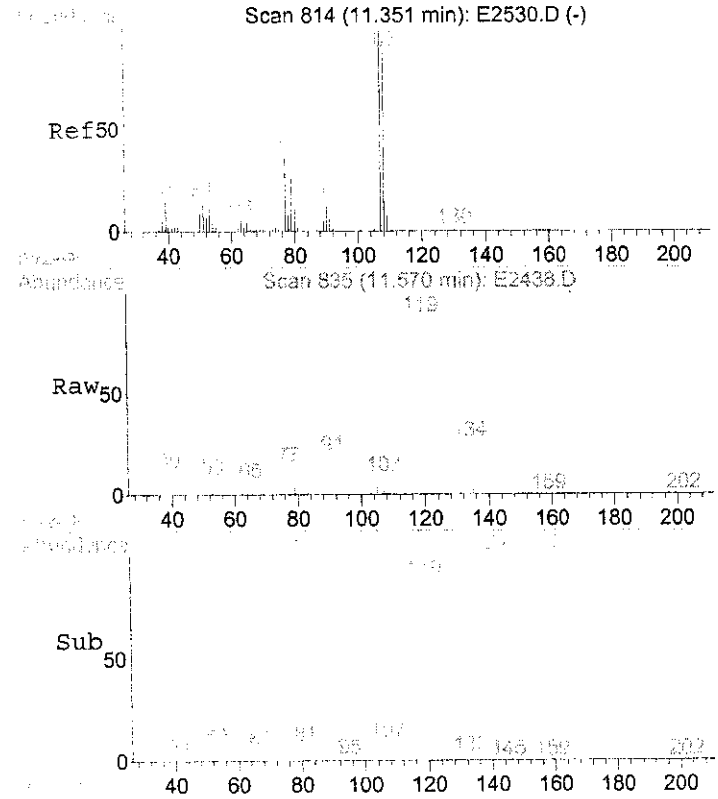

#16
3&4-Methylphenol
Concen: 17.88 ul/l
RT: 11.57 min Scan# 835
Delta R.T. 0.03 min
Lab File: E2438.D
Acq: 4 Aug 2006 8:50 pm

Tgt Ion:108 Resp: 121407

Ion	Ratio	Lower	Upper
108	100		
107	112.2	84.2	124.2

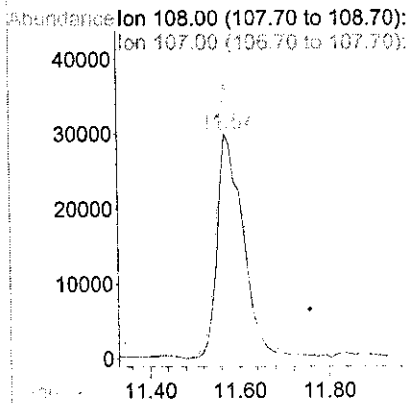

SV-127

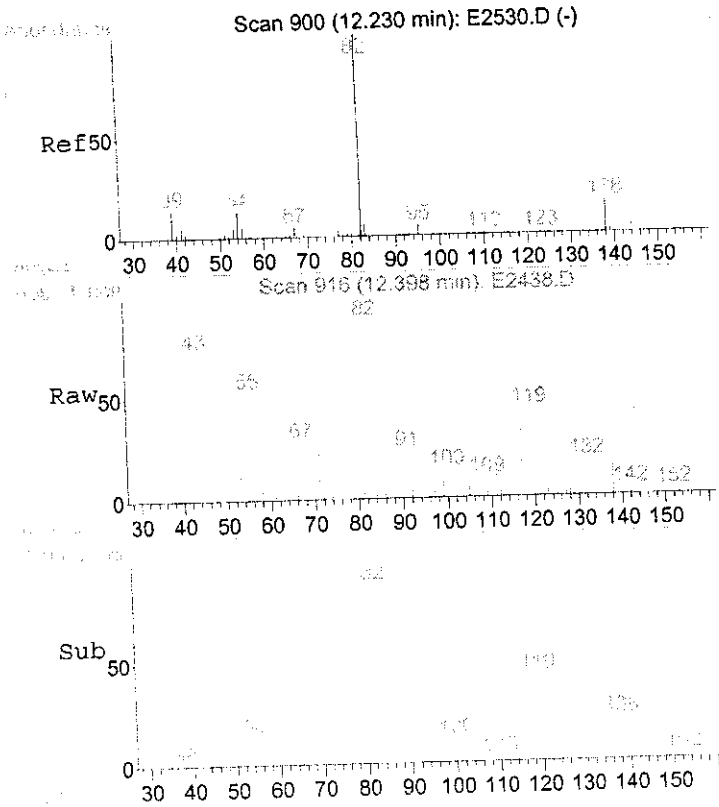

#22
Isophorone
Concen: 1.26 ul/l
RT: 12.40 min Scan# 916
Delta R.T. -0.01 min
Lab File: E2438.D
Acq: 4 Aug 2006 8:50 pm

Tgt Ion: 82 Resp: 21716

Ion	Ratio	Lower	Upper
82	100		
138	13.7	0.4	40.4

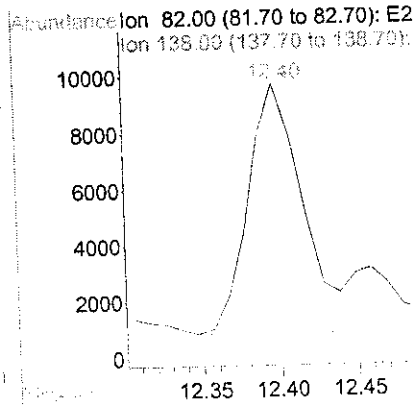

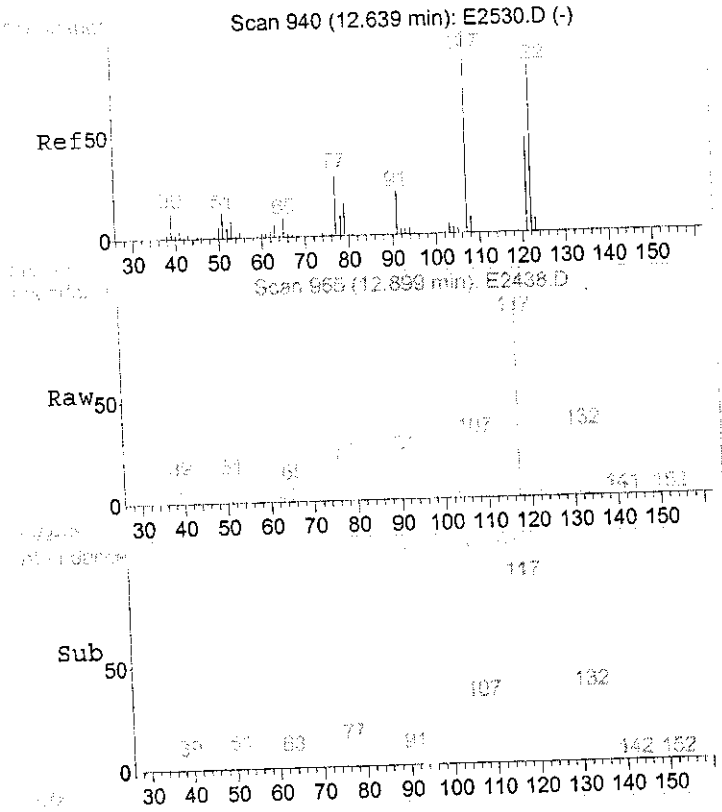

#24
2,4-Dimethylphenol
Concen: 87.53 ul/l
RT: 12.90 min Scan# 965
Delta R.T. 0.06 min
Lab File: E2438.D
Acq: 4 Aug 2006 8:50 pm

Tgt Ion:107 Resp: 683845

Ion	Ratio	Lower	Upper
107	100		
121	37.9	31.9	71.9
122	79.1	77.4	117.4

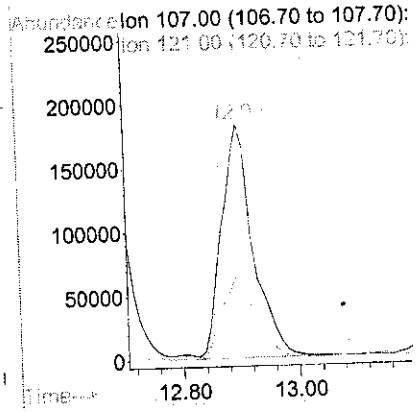

SV-158

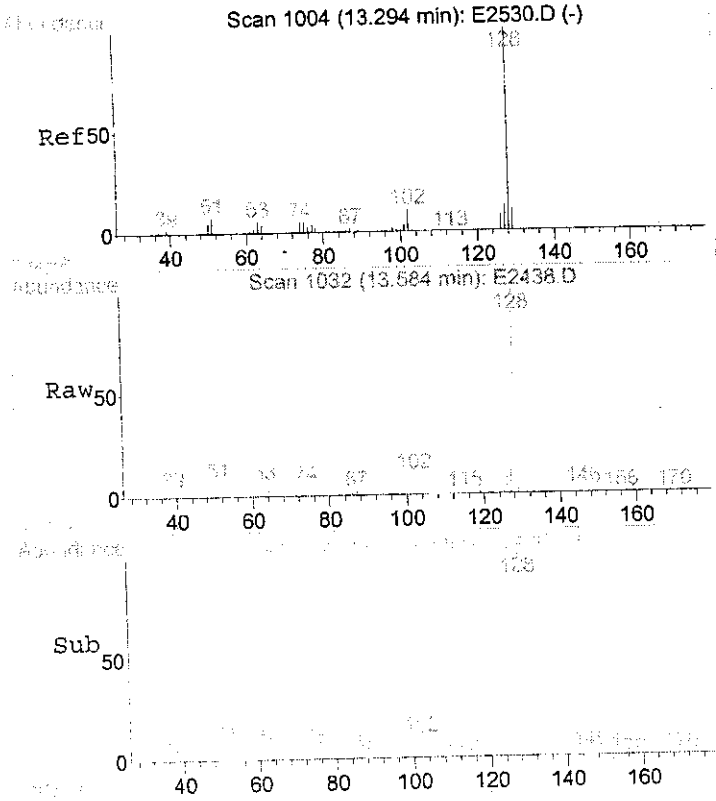

#29
Naphthalene
Concen: 461.34 ul/l
RT: 13.58 min Scan# 1032
Delta R.T. 0.07 min
Lab File: E2438.D
Acq: 4 Aug 2006 8:50 pm

Tgt Ion:128 Resp: 8810477

Ion	Ratio	Lower	Upper
128	100		
129	12.4	0.0	31.2
127	13.5	0.0	32.6

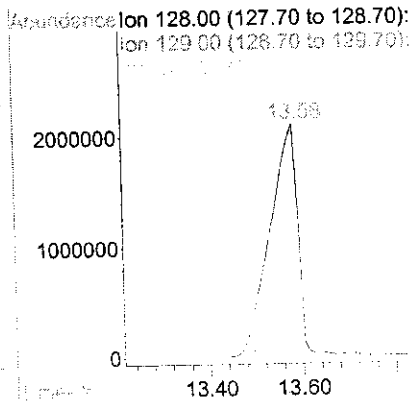

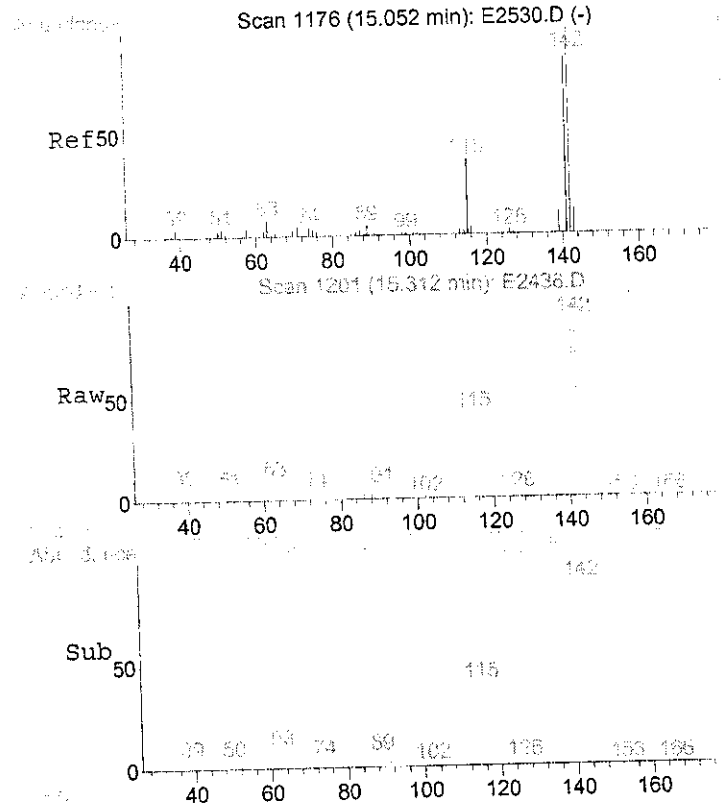

#33
2-Methylnaphthalene
Concen: 152.19 ul/l
RT: 15.31 min Scan# 1201
Delta R.T. 0.04 min
Lab File: E2438.D
Acq: 4 Aug 2006 8:50 pm

Tgt Ion:142 Resp: 1952687

Ion	Ratio	Lower	Upper
142	100		
141	85.2	63.5	103.5

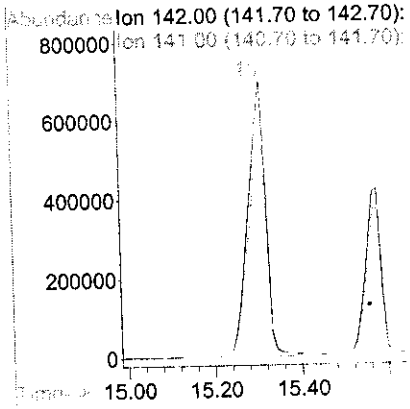

SV-109

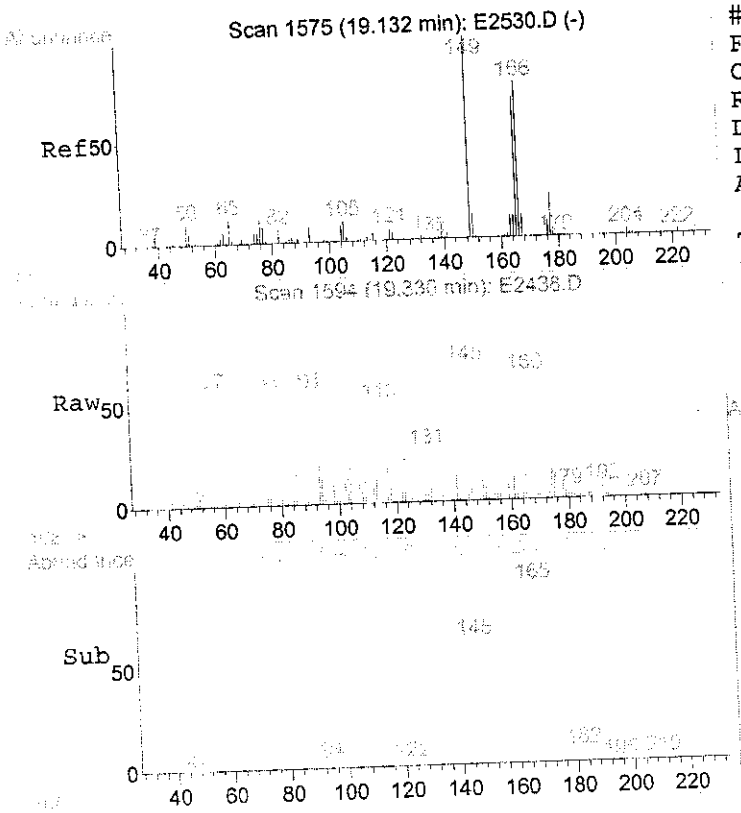

#52
Fluorene
Concen: 1.35 ul/l
RT: 19.33 min Scan# 1594
Delta R.T. -0.04 min
Lab File: E2438.D
Acq: 4 Aug 2006 8:50 pm

Tgt Ion:166 Resp: 16898

Ion	Ratio	Lower	Upper
166	100		
165	85.4	69.8	109.8
167	19.6	0.0	33.4

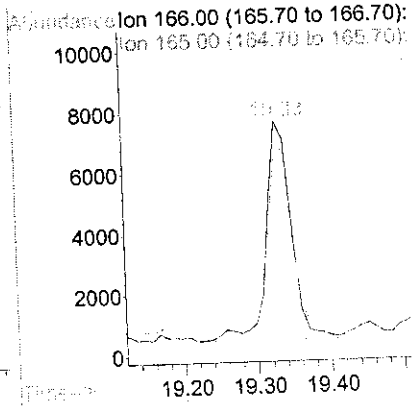

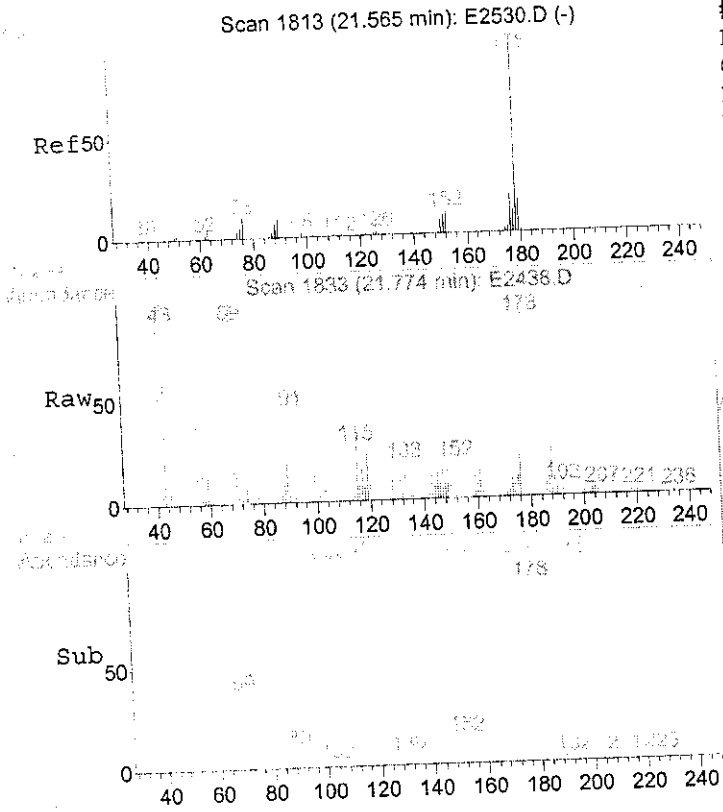

#64
Phenanthrene
Concen: 1.25 ul/l
RT: 21.77 min Scan# 1833
Delta R.T. -0.04 min
Lab File: E2438.D
Acq: 4 Aug 2006 8:50 pm

Tgt Ion:178 Resp: 24682

Ion	Ratio	Lower	Upper
178	100		
179	20.7	0.0	35.3
176	20.3	0.0	38.3

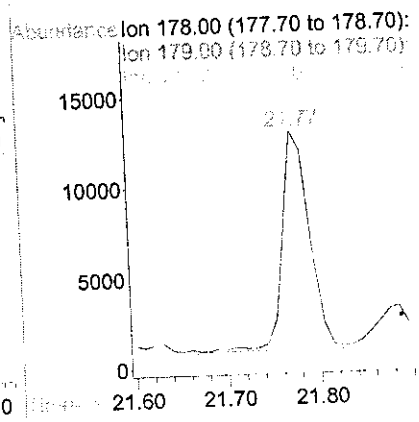

SV-130

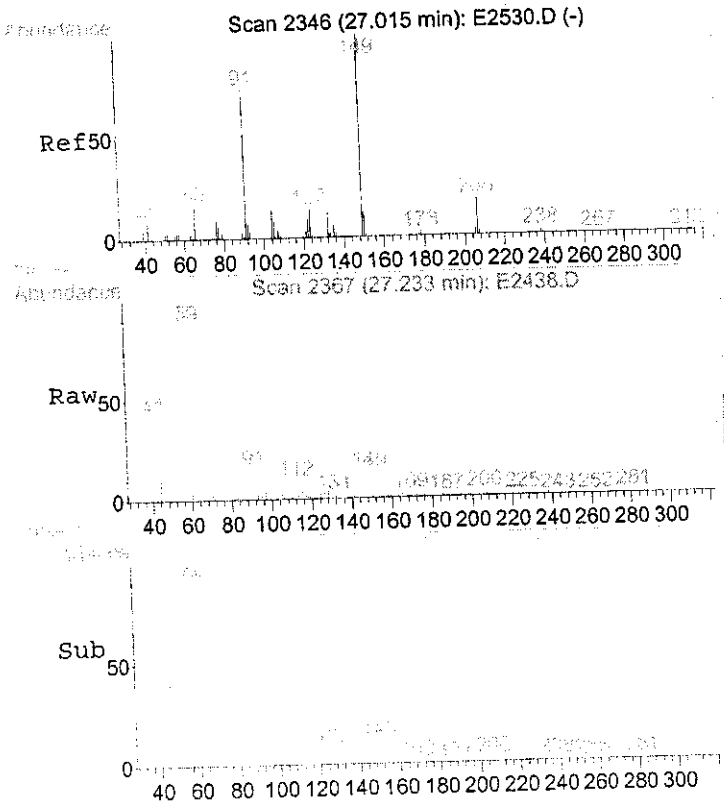

#72
Butylbenzylphthalate
Concen: 2.05 ul/l
RT: 27.23 min Scan# 2367
Delta R.T. -0.02 min
Lab File: E2438.D
Acq: 4 Aug 2006 8:50 pm

Tgt Ion:149 Resp: 23127

Ion	Ratio	Lower	Upper
149	100		
91	104.2	42.9	82.9#
206	17.6	0.0	37.3

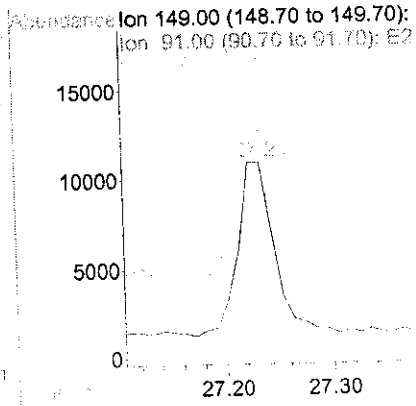

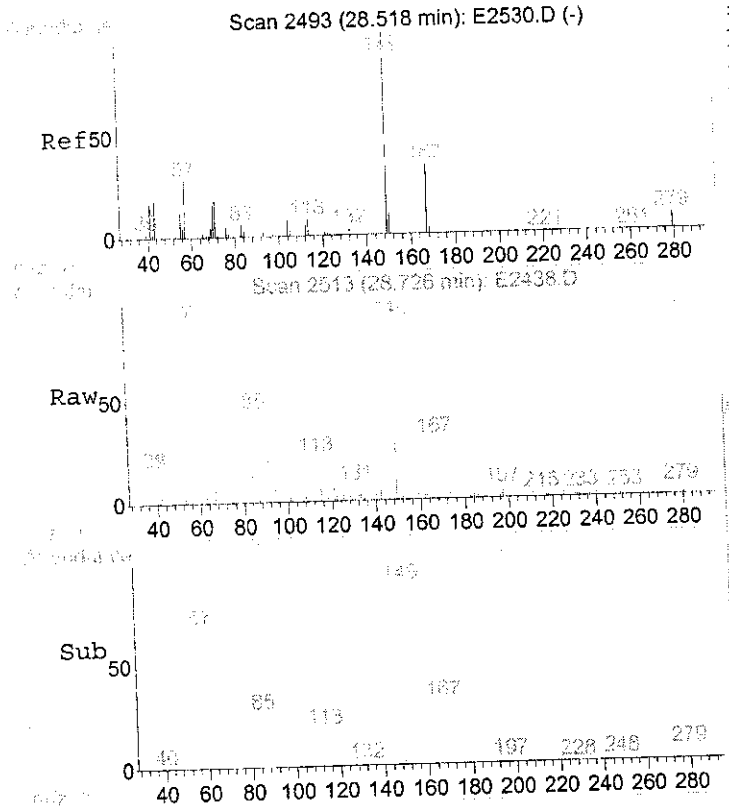

#75
bis(2-Ethylhexyl)phthalate
Concen: 1.88 ul/l
RT: 28.73 min Scan# 2513
Delta R.T. -0.02 min
Lab File: E2438.D
Acq: 4 Aug 2006 8:50 pm

Tgt Ion:149 Resp: 26882

Ion	Ratio	Lower	Upper
149	100		
167	31.4	14.9	54.9
279	5.6	0.0	24.8

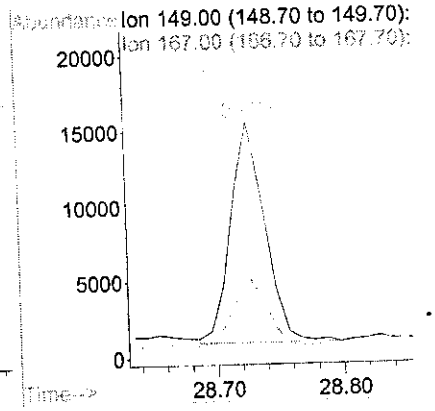

SV-131

Quantitation Report (QT Reviewed)

Data File : D:\E\DATA\AUG06\E0804\E2438.D
Acq On : 4 Aug 2006 8:50 pm
Sample : 0607273
Misc : WATER 2946 08/04/06 MW11
MS Integration Params: rteint.p
Quant Time: Aug 10 15:10 2006

Vial: 9
Operator:
Inst : GC/MS Ins
Multiplr: 1.00

Quant Results File: SVE80720.RES

Quant Method : D:\E\METHODS\SVE80720.M (RTE Integrator)
Title : SEMI-VOA 8270 CALIBRATION HP5971BE
Last Update : Fri Aug 04 14:38:36 2006
Response via : Initial Calibration
DataAcq Meth : SVE80720

Internal Standards	R.T.	QIon	Response	Conc Units	Dev(Min)
1) 1,4-Dichlorobenzene-d4	10.25	152	180084	40.00 ul/l	0.02
19) Naphthalene-d8	13.49	136	771352	40.00 ul/l	0.03
34) Acenaphthene-d10	17.99	164	402928	40.00 ul/l	0.00
55) Phenanthrene-d10	21.73	188	663987	40.00 ul/l	0.00
68) Chrysene-d12	28.52	240	427356	40.00 ul/l	-0.03
77) Perylene-d12	31.90	264	292869	40.00 ul/l	-0.04

System Monitoring Compounds					
4) 2-Fluorophenol	7.33	112	288992	44.20 ul/l	0.05
Spiked Amount 200.000	Range 21 - 100		Recovery = 22.10%		
6) Phenol-d5	9.73	99	328888	37.76 ul/l	0.04
Spiked Amount 200.000	Range 10 - 94		Recovery = 18.88%		
20) Nitrobenzene-d5	11.77	82	491562	56.81 ul/l	0.03
Spiked Amount 100.000	Range 35 - 114		Recovery = 56.81%		
38) 2-Fluorobiphenyl	16.31	172	940668	76.17 ul/l	0.00
Spiked Amount 100.000	Range 43 - 116		Recovery = 76.17%		
54) 2,4,6-Tribromophenol	20.07	330	327046	210.59 ul/l	0.01
Spiked Amount 200.000	Range 10 - 123		Recovery = 105.30%		
71) Terphenyl-d14	25.90	244	1082658	97.53 ul/l	0.02
Spiked Amount 100.000	Range 33 - 141		Recovery = 97.53%		

Target Compounds					Qvalue
7) Phenol	9.76	94	89029	9.50 ul/l #	60
16) 3&4-Methylphenol	11.57	108	121407	17.88 ul/l	92
22) Isophorone	12.40	82	21716	1.26 ul/l	85
24) 2,4-Dimethylphenol	12.90	107	683845	87.53 ul/l	81
29) Naphthalene	13.58	128	8810477	461.34 ul/l	97
33) 2-Methylnaphthalene	15.31	142	1952687	152.19 ul/l	98
52) Fluorene	19.33	166	16898	1.35 ul/l	94
64) Phenanthrene	21.77	178	24682	1.25 ul/l	92
72) Butylbenzylphthalate	27.23	149	23127	2.05 ul/l #	58
75) bis(2-Ethylhexyl)phthalate	28.73	149	26882	1.88 ul/l	94

SV-138

(#) = qualifier out of range (m) = manual integration
E2438.D SVE80720.M Mon Aug 14 16:11:38 2006

Quantitation Report

Data File : D:\E\DATA\AUG06\E0807\E2466.D
Acq On : 8 Aug 2006 12:42 am
Sample : 0607273DL
Misc : SOIL 2946 08/04/06 MW11DL
MS Integration Params: rteint.p
Quant Time: Aug 16 14:55 2006

Vial: 11
Operator:
Inst : GC/MS Ins
Multiplr: 5.00

Quant Results File: SVE80720.RES

Method : D:\E\METHODS\SVE80720.M (RTE Integrator)
Title : SEMI-VOA 8270 CALIBRATION HP5971BE
Last Update : Mon Aug 14 12:53:56 2006
Response via : Initial Calibration

TIC: E2466.D

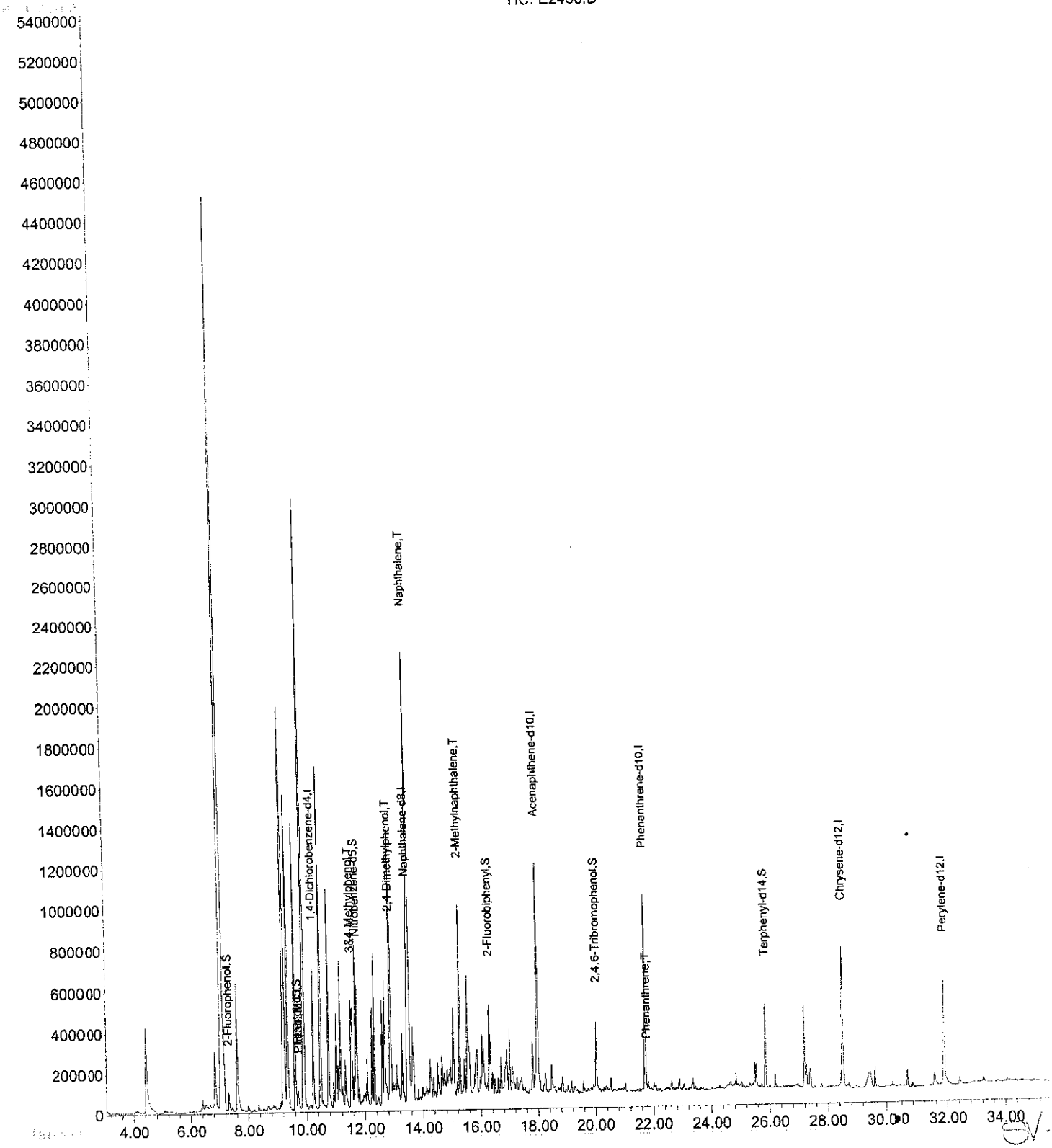

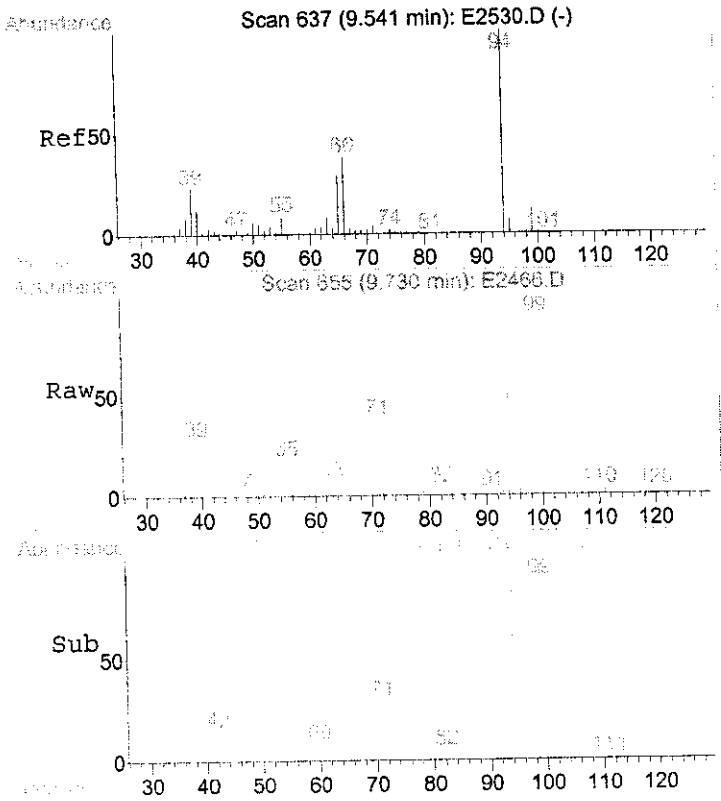

#7
Phenol
Concen: 1.95 ul/l
RT: 9.73 min Scan# 655
Delta R.T. -0.02 min
Lab File: E2466.D
Acq: 8 Aug 2006 12:42 am

Tgt Ion: 94 Resp: 22658

Ion	Ratio	Lower	Upper
94	100		
65	28.0	0.4	40.4
66	52.9	6.8	46.8#

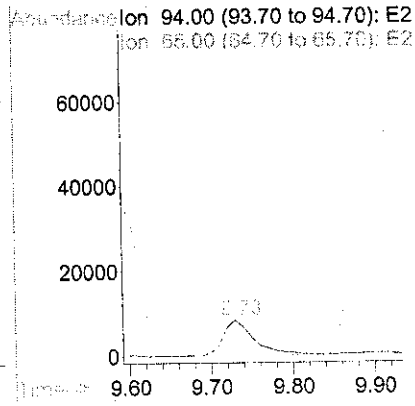

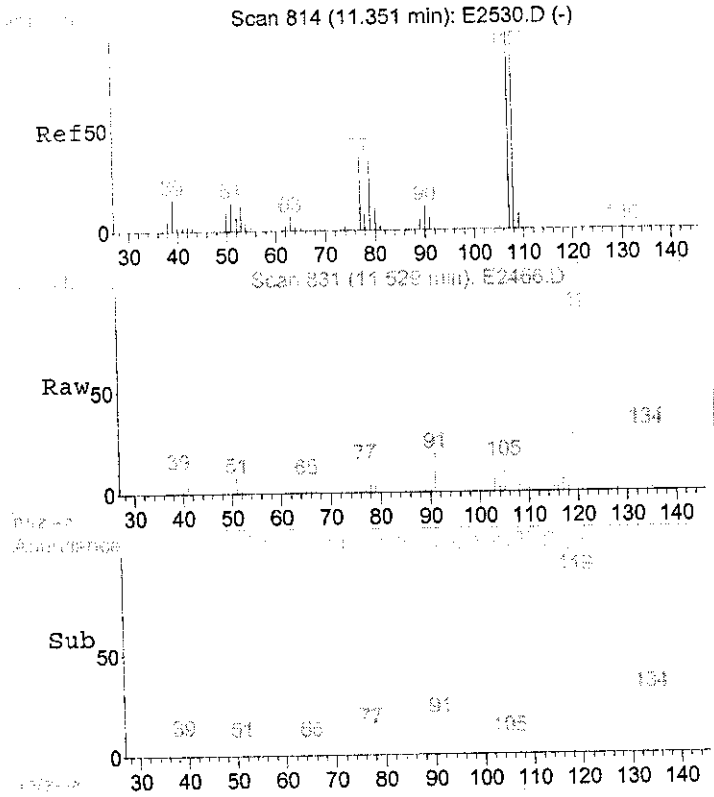

#16
3&4-Methylphenol
Concen: 3.94 ul/l
RT: 11.53 min Scan# 831
Delta R.T. -0.03 min
Lab File: E2466.D
Acq: 8 Aug 2006 12:42 am

Tgt Ion:108 Resp: 33123

Ion	Ratio	Lower	Upper
108	100		
107	118.7	84.2	124.2

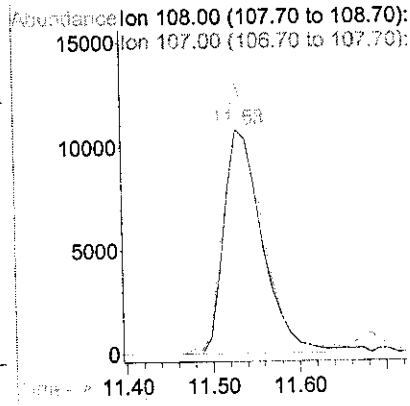

SV-134

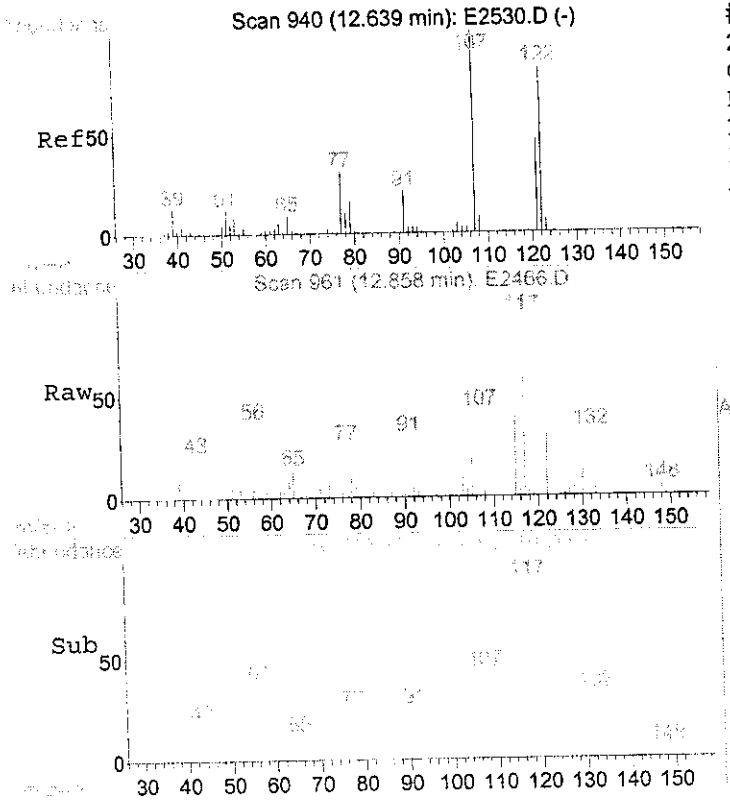

#24
2,4-Dimethylphenol
Concen: 12.33 ul/l
RT: 12.86 min Scan# 961
Delta R.T. 0.01 min
Lab File: E2466.D
Acq: 8 Aug 2006 12:42 am

Tgt Ion:107 Resp: 127221

Ion	Ratio	Lower	Upper
107	100		
121	37.5	31.9	71.9
122	79.6	77.4	117.4

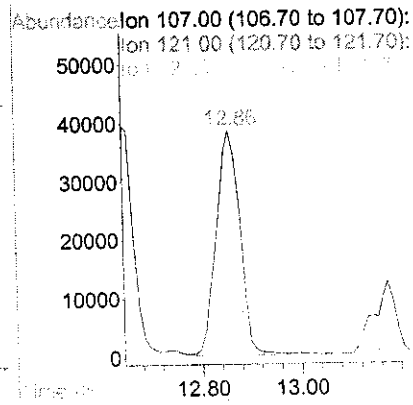

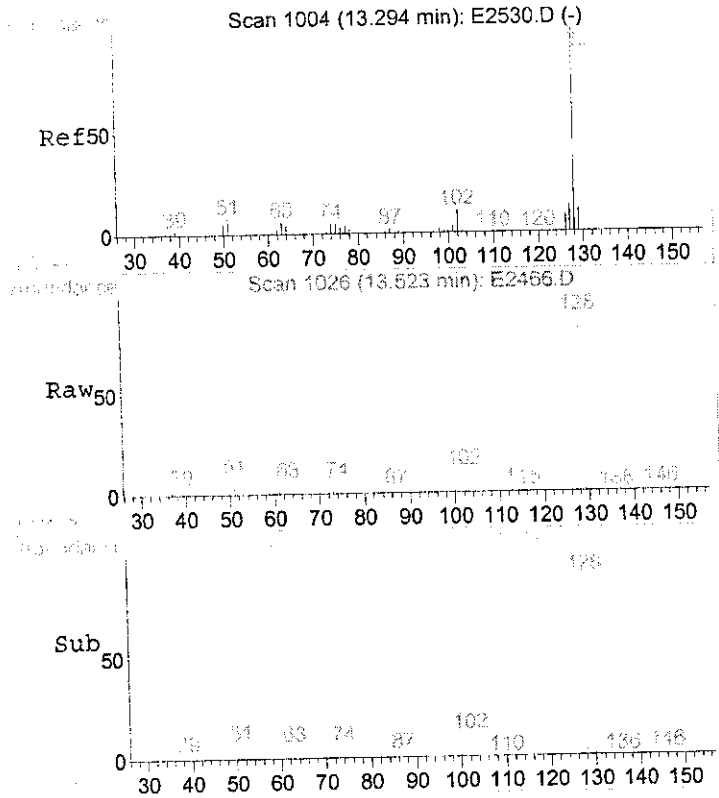

#29
Naphthalene
Concen: 96.43 ul/l
RT: 13.52 min Scan# 1026
Delta R.T. 0.00 min
Lab File: E2466.D
Acq: 8 Aug 2006 12:42 am

Tgt Ion:128 Resp: 2432180

Ion	Ratio	Lower	Upper
128	100		
129	11.7	0.0	31.2
127	12.9	0.0	32.6

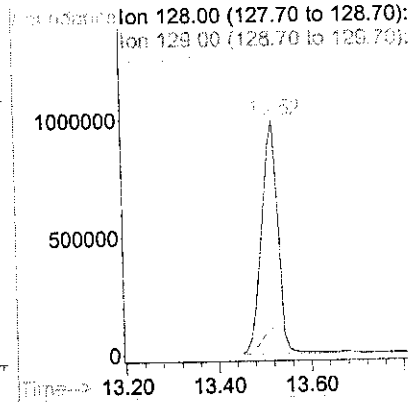

SV-135

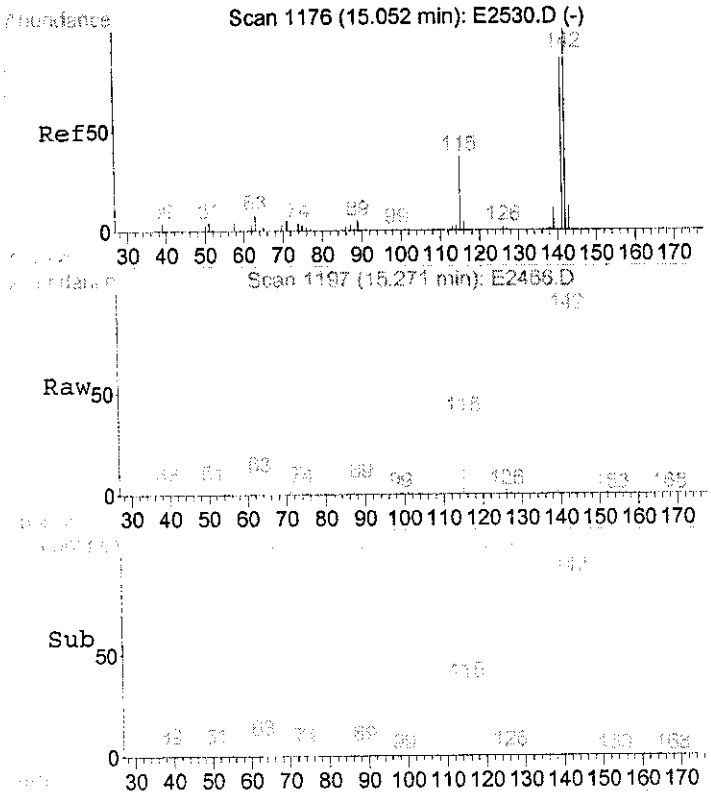

#33
2-Methylnaphthalene
Concen: 34.03 ul/l
RT: 15.27 min Scan# 1197
Delta R.T. -0.01 min
Lab File: E2466.D
Acq: 8 Aug 2006 12:42 am

Tgt Ion:142 Resp: 576703

Ion	Ratio	Lower	Upper
142	100		
141	85.5	63.5	103.5

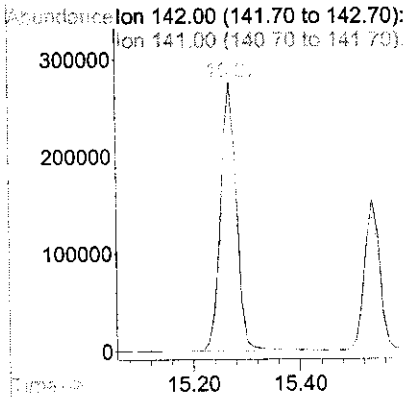

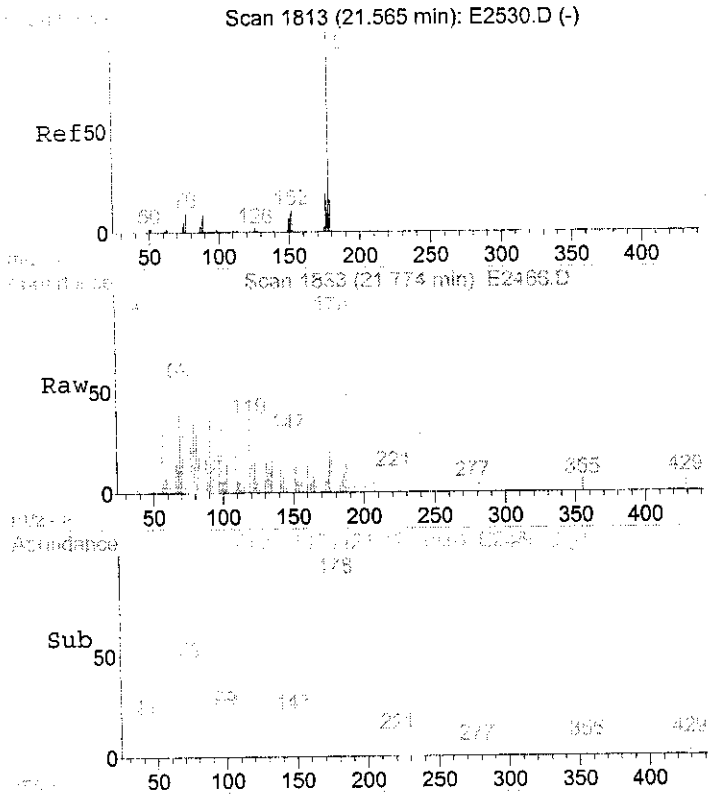

#64
Phenanthrene
Concen: 0.33 ul/l
RT: 21.77 min Scan# 1833
Delta R.T. -0.05 min
Lab File: E2466.D
Acq: 8 Aug 2006 12:42 am

Tgt Ion:178 Resp: 8182

Ion	Ratio	Lower	Upper
178	100		
179	12.9	0.0	35.3
176	34.9	0.0	38.3

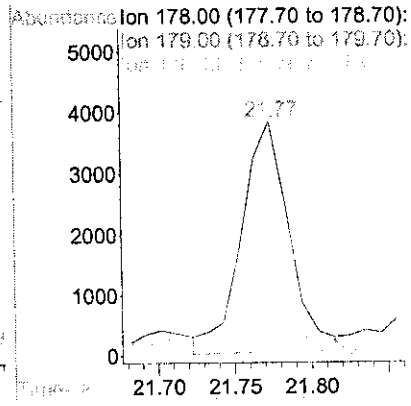

SV-136

Quantitation Report (QT Reviewed)

Data File : D:\E\DATA\AUG06\E0807\E2466.D
Acq On : 8 Aug 2006 12:42 am
Sample : 0607273DL
Misc : SOIL 2946 08/04/06 MW11DL
MS Integration Params: rteint.p
Quant Time: Aug 16 14:55 2006

Vial: 11
Operator:
Inst : GC/MS Ins
Multiplr: 5.00
Quant Results File: SVE80720.RES

Quant Method : D:\E\METHODS\SVE80720.M (RTE Integrator)
Title : SEMI-VOA 8270 CALIBRATION HP5971BE
Last Update : Mon Aug 07 17:04:44 2006
Response via : Initial Calibration
DataAcq Meth : SVE80720

Internal Standards	R.T.	QIon	Response	Conc	Units	Dev(Min)
1) 1,4-Dichlorobenzene-d4	10.23	152	223291	40.00	ul/l	0.00
19) Naphthalene-d8	13.45	136	1018720	40.00	ul/l	-0.02
34) Acenaphthene-d10	17.98	164	552484	40.00	ul/l	-0.02
55) Phenanthrene-d10	21.73	188	845998	40.00	ul/l	-0.02
68) Chrysene-d12	28.52	240	589301	40.00	ul/l	-0.05
77) Perylene-d12	31.91	264	433581	40.00	ul/l	-0.05

System Monitoring Compounds						
4) 2-Fluorophenol	7.32	112	73949	45.61	ul/l	0.02
Spiked Amount 200.000	Range 25 - 121		Recovery = 22.81%#			
6) Phenol-d5	9.70	99	82900	38.38	ul/l	0.00
Spiked Amount 200.000	Range 24 - 113		Recovery = 19.19%#			
20) Nitrobenzene-d5	11.72	82	142105	62.18	ul/l	-0.03
Spiked Amount 100.000	Range 23 - 120		Recovery = 62.18%			
38) 2-Fluorobiphenyl	16.29	172	259234	76.54	ul/l	-0.03
Spiked Amount 100.000	Range 30 - 115		Recovery = 76.54%			
54) 2,4,6-Tribromophenol	20.04	330	60763	142.67	ul/l	-0.03
Spiked Amount 200.000	Range 19 - 122		Recovery = 71.33%			
71) Terphenyl-d14	25.86	244	252220	82.38	ul/l	-0.03
Spiked Amount 100.000	Range 18 - 137		Recovery = 82.38%			

Target Compounds						Qvalue
7) Phenol	9.73	94	22658	1.95	ul/l #	64
16) 3&4-Methylphenol	11.53	108	33123	3.94	ul/l	86
24) 2,4-Dimethylphenol	12.86	107	127221	12.33	ul/l	81
29) Naphthalene	13.52	128	2432180	96.43	ul/l	99
33) 2-Methylnaphthalene	15.27	142	576703	34.03	ul/l	98
64) Phenanthrene	21.77	178	8182	0.33	ul/l	77

SV-137

(#) = qualifier out of range (m) = manual integration
E2466.D SVE80720.M Wed Aug 16 14:56:04 2006

Quantitation Report

Data File : D:\E\DATA\AUG06\E0804\E2439.D
Acq On : 4 Aug 2006 9:35 pm
Sample : 0607274
Misc : WATER 2946 08/04/06 MW12
MS Integration Params: rteint.p
Quant Time: Aug 10 15:16 2006

Vial: 10
Operator:
Inst : GC/MS Ins
Multiplr: 1.00
Quant Results File: SVE80720.RES

Method : D:\E\METHODS\SVE80720.M (RTE Integrator)
Title : SEMI-VOA 8270 CALIBRATION HP5971BE
Last Update : Wed Aug 09 14:27:39 2006
Response via : Initial Calibration

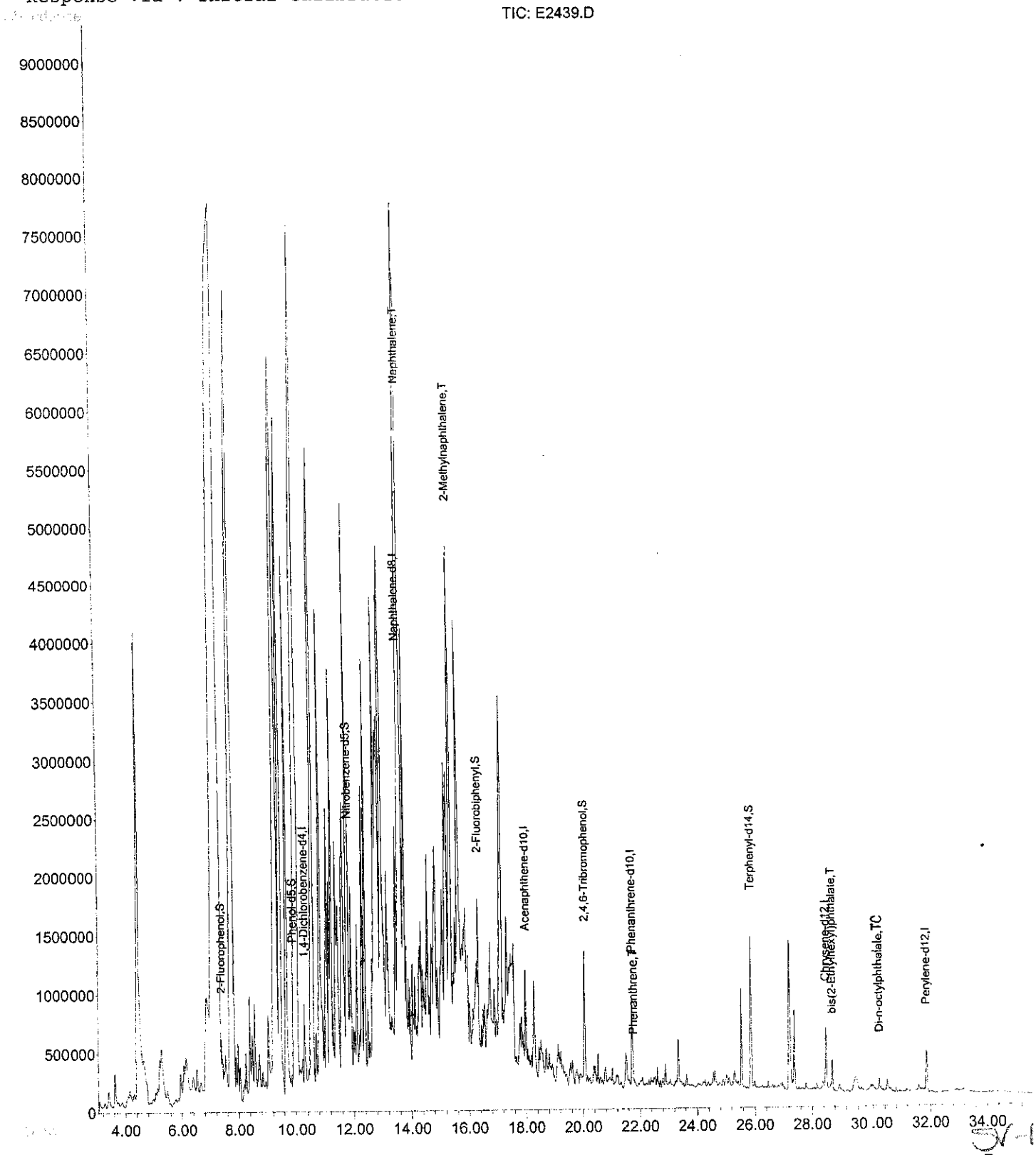

SV-138

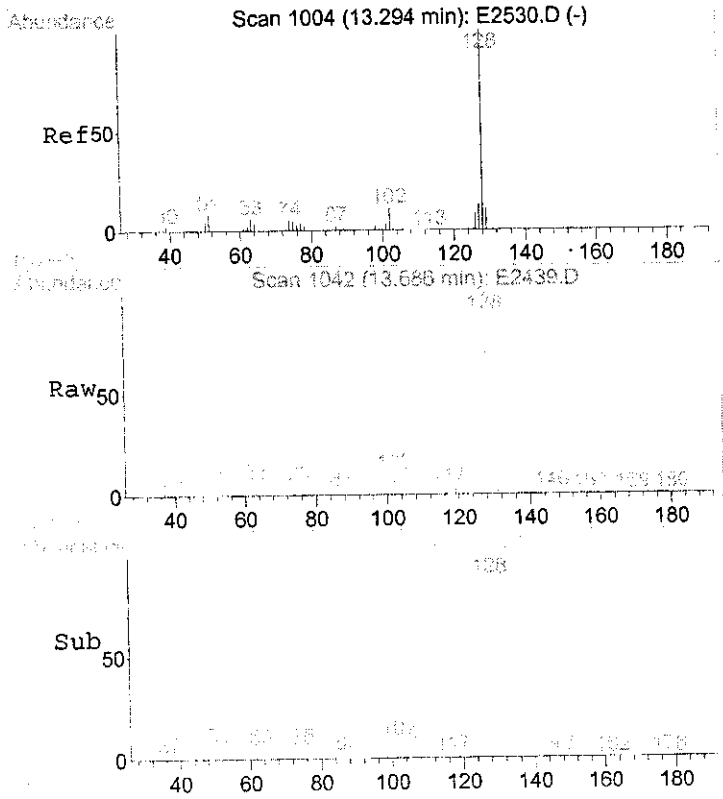

#29
Naphthalene
Concen: 1043.30 ul/l m
RT: 13.69 min Scan# 1042
Delta R.T. 0.18 min
Lab File: E2439.D
Acq: 4 Aug 2006 9:35 pm

Tgt Ion:128 Resp:16636582

Ion	Ratio	Lower	Upper
128	100		
129	4.7	0.0	31.2
127	5.2	0.0	32.6

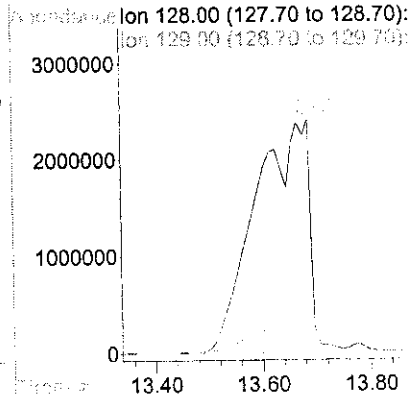

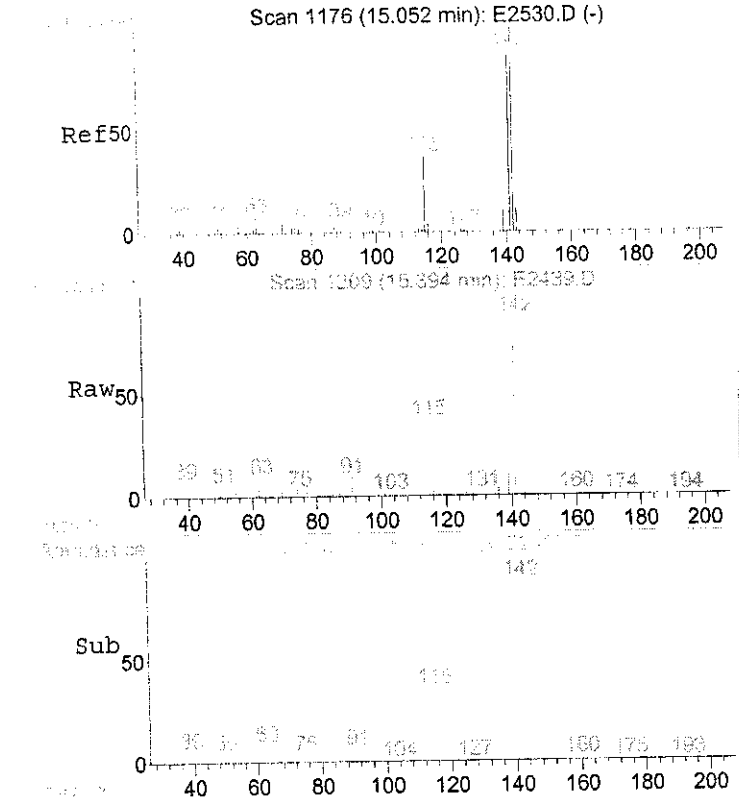

#33
2-Methylnaphthalene
Concen: 429.45 ul/l m
RT: 15.39 min Scan# 1209
Delta R.T. 0.13 min
Lab File: E2439.D
Acq: 4 Aug 2006 9:35 pm

Tgt Ion:142 Resp: 4600968

Ion	Ratio	Lower	Upper
142	100		
141	34.4	63.5	103.5#

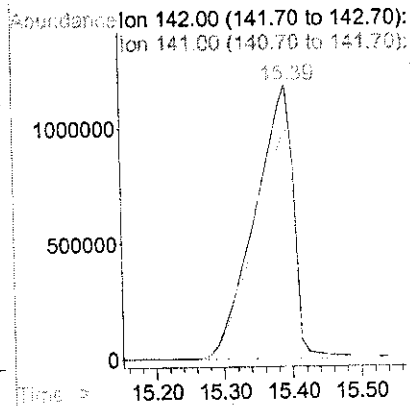

SV-139

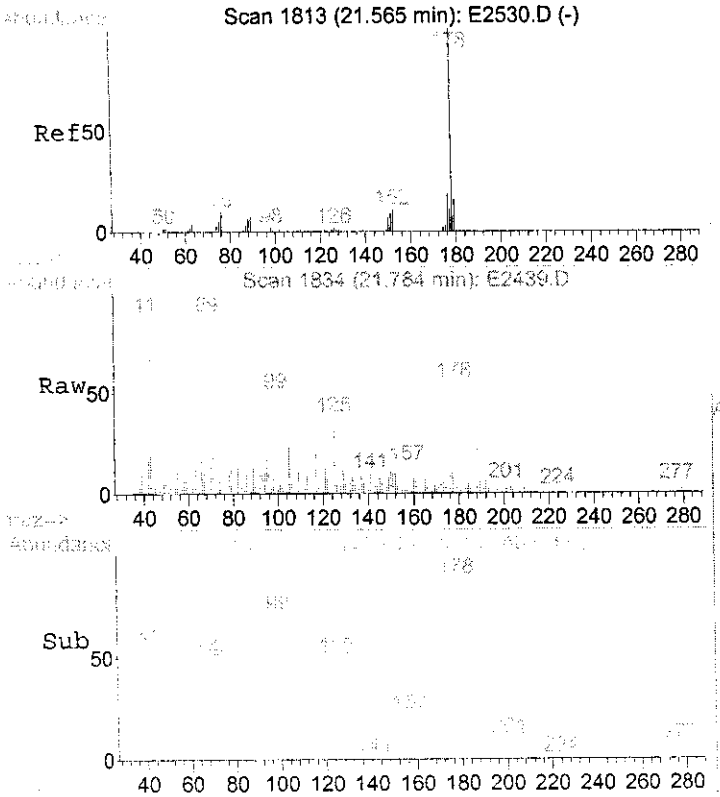

#64
Phenanthrene
Concen: 0.67 ul/l
RT: 21.78 min Scan# 1834
Delta R.T. -0.03 min
Lab File: E2439.D
Acq: 4 Aug 2006 9:35 pm

Tgt Ion:178 Resp: 12975

Ion	Ratio	Lower	Upper
178	100		
179	21.8	0.0	35.3
176	20.1	0.0	38.3

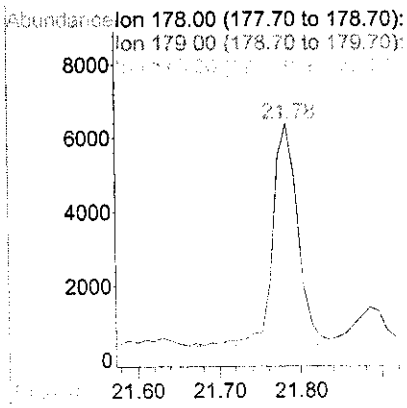

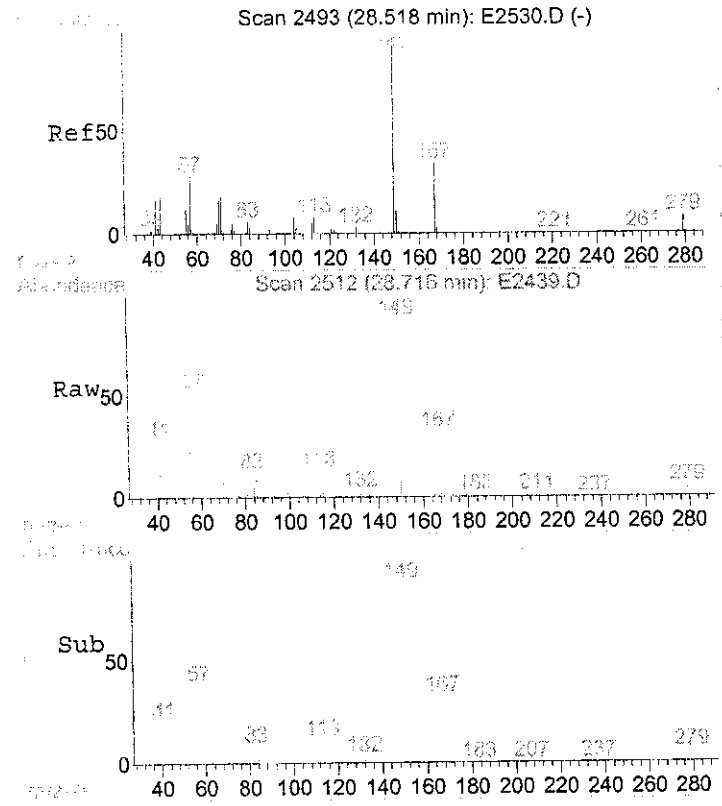

#75
bis(2-Ethylhexyl)phthalate
Concen: 8.58 ul/l
RT: 28.72 min Scan# 2512
Delta R.T. -0.03 min
Lab File: E2439.D
Acq: 4 Aug 2006 9:35 pm

Tgt Ion:149 Resp: 122964

Ion	Ratio	Lower	Upper
149	100		
167	31.3	14.9	54.9
279	4.9	0.0	24.8

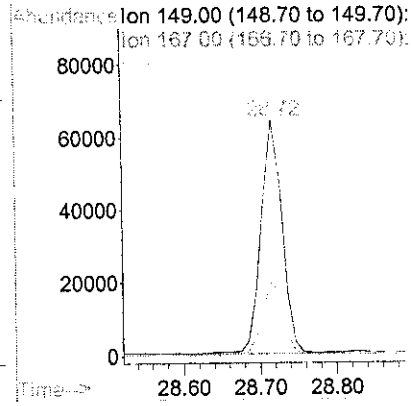

SV-140

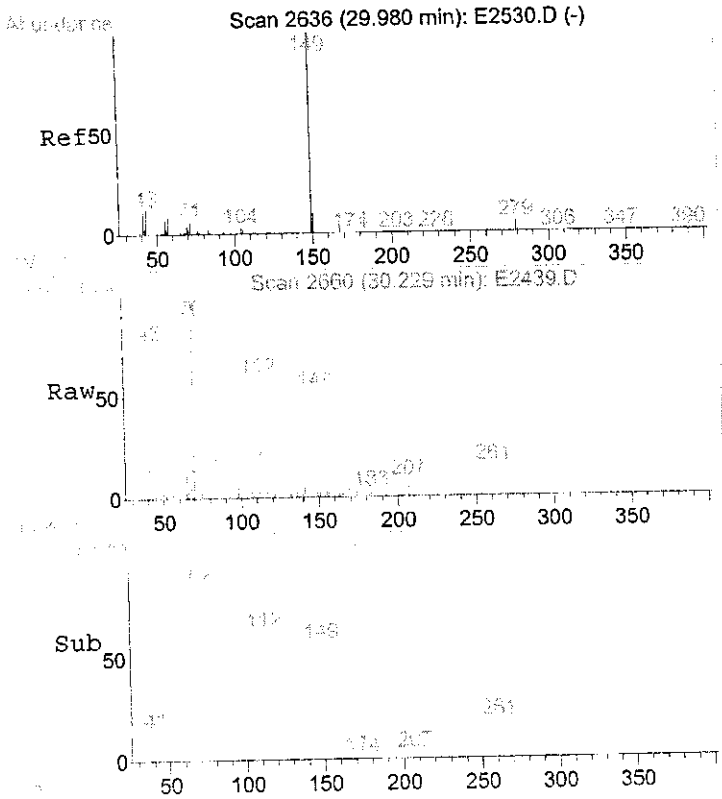

#78
Di-n-octylphthalate
Concen: 1.09 ul/l
RT: 30.23 min Scan# 2660
Delta R.T. 0.01 min
Lab File: E2439.D
Acq: 4 Aug 2006 9:35 pm

Tgt Ion:149 Resp: 20507

Ion	Ratio	Lower	Upper
149	100		
150	11.6	0.0	30.2

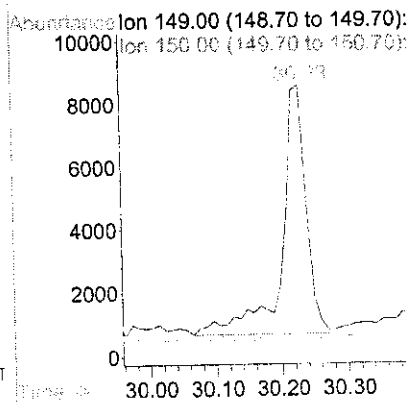

SV-144

Quantitation Report (QT Reviewed)

Data File : D:\E\DATA\AUG06\E0804\E2439.D
Acq On : 4 Aug 2006 9:35 pm
Sample : 0607274
Misc : WATER 2946 08/04/06 MW12
MS Integration Params: rteint.p
Quant Time: Aug 10 15:16 2006

Vial: 10
Operator:
Inst : GC/MS Ins
Multiplr: 1.00
Quant Results File: SVE80720.RES

Quant Method : D:\E\METHODS\SVE80720.M (RTE Integrator)
Title : SEMI-VOA 8270 CALIBRATION HP5971BE
Last Update : Fri Aug 04 14:38:36 2006
Response via : Initial Calibration
DataAcq Meth : SVE80720

Internal Standards	R.T.	QIon	Response	Conc	Units	Dev(Min)
1) 1,4-Dichlorobenzene-d4	10.30	152	154649	40.00	ul/l	0.07
19) Naphthalene-d8	13.57	136	644066m	40.00	ul/l	0.12
34) Acenaphthene-d10	18.01	164	421786m	40.00	ul/l	0.02
55) Phenanthrene-d10	21.74	188	653115m	40.00	ul/l	0.00
68) Chrysene-d12	28.50	240	429238	40.00	ul/l	-0.05
77) Perylene-d12	31.89	264	287863	40.00	ul/l	-0.05

System Monitoring Compounds						
4) 2-Fluorophenol	7.41	112	352755m	62.82	ul/l	0.14
Spiked Amount 200.000	Range 21 - 100		Recovery = 31.41%			
6) Phenol-d5	9.90	99	276901m	37.02	ul/l	0.22
Spiked Amount 200.000	Range 10 - 94		Recovery = 18.51%			
20) Nitrobenzene-d5	11.84	82	580967m	80.41	ul/l	0.09
Spiked Amount 100.000	Range 35 - 114		Recovery = 80.41%			
38) 2-Fluorobiphenyl	16.33	172	966617	74.77	ul/l	0.01
Spiked Amount 100.000	Range 43 - 116		Recovery = 74.77%			
54) 2,4,6-Tribromophenol	20.09	330	307987	189.45	ul/l	0.03
Spiked Amount 200.000	Range 10 - 123		Recovery = 94.72%			
71) Terphenyl-d14	25.89	244	1137311	102.00	ul/l	0.01
Spiked Amount 100.000	Range 33 - 141		Recovery = 102.00%			

Target Compounds						Qvalue
29) Naphthalene	13.69	128	16636582m	1043.30	ul/l	
33) 2-Methylnaphthalene	15.39	142	4600968m	429.45	ul/l	
64) Phenanthrene	21.78	178	12975	0.67	ul/l	91
75) bis(2-Ethylhexyl)phthalate	28.72	149	122964	8.58	ul/l	94
78) Di-n-octylphthalate	30.23	149	20507	1.09	ul/l	96

SV-142

(#) = qualifier out of range (m) = manual integration

Quantitation Report

Data File : D:\E\DATA\AUG06\E0809\E2484.D
Acq On : 9 Aug 2006 5:38 pm
Sample : 0607274DL
Misc : WATER 2946 08/04/06 MW12DL
MS Integration Params: rteint.p
Quant Time: Aug 14 16:53 2006

Vial: 4
Operator:
Inst : GC/MS Ins
Multiplr: 10.00

Quant Results File: SVE80720.RES

Method : D:\E\METHODS\SVE80720.M (RTE Integrator)
Title : SEMI-VOA 8270 CALIBRATION HP5971BE
Last Update : Wed Aug 09 14:27:39 2006
Response via : Initial Calibration

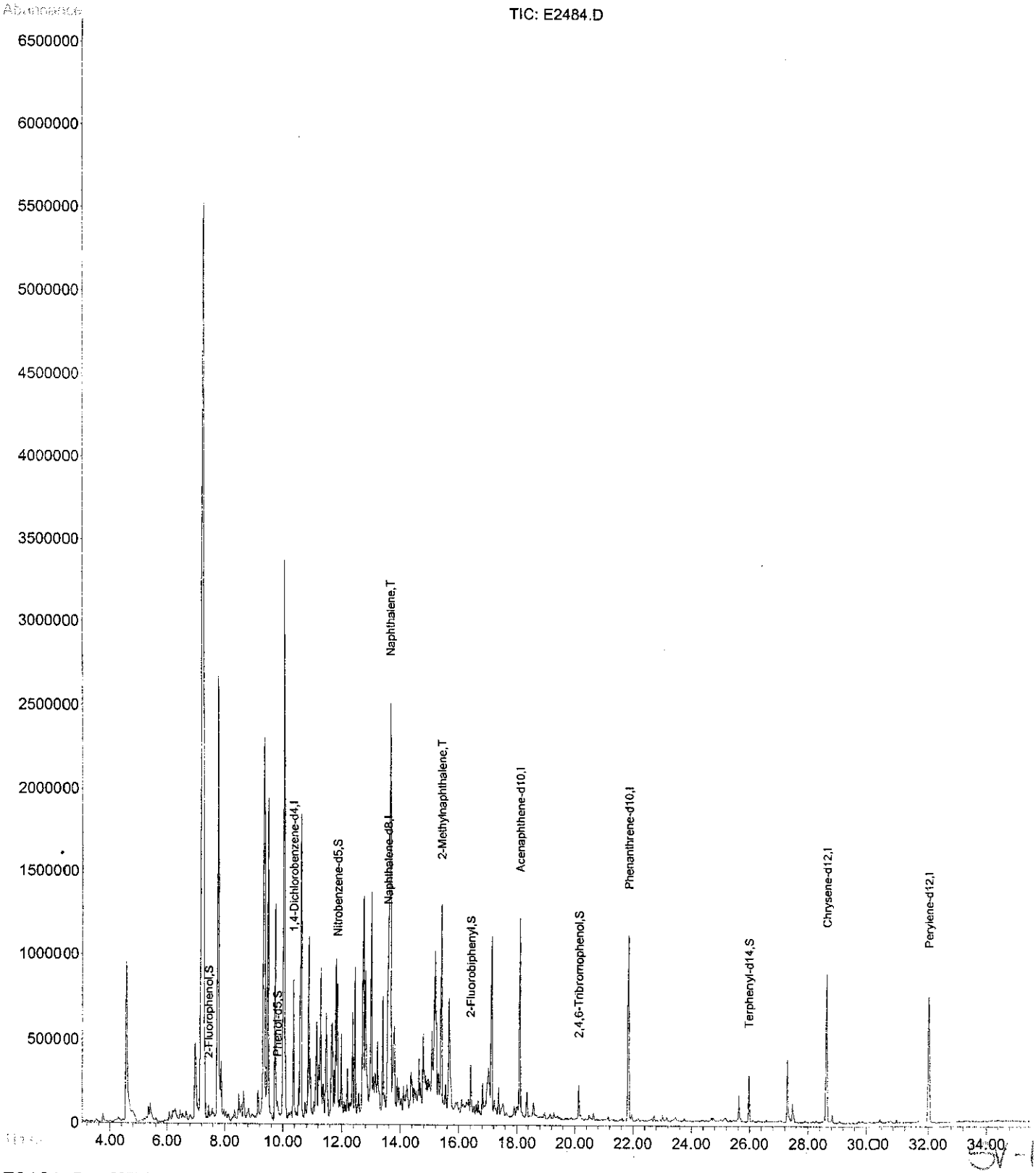

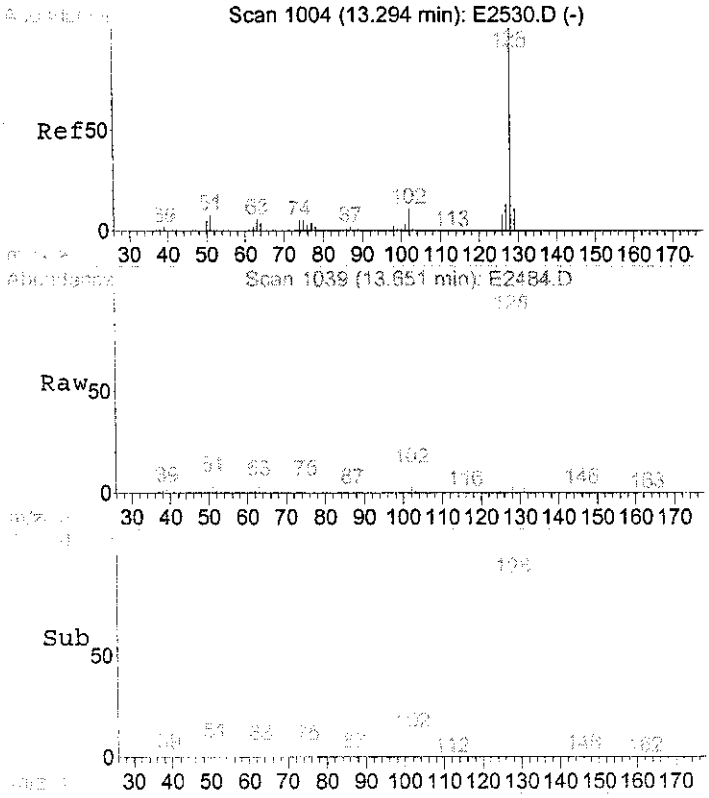

#29
Naphthalene
Concen: 107.39 ul/l
RT: 13.65 min Scan# 1039
Delta R.T. 0.02 min
Lab File: E2484.D
Acq: 9 Aug 2006 5:38 pm

Tgt Ion:128 Resp: 2939337

Ion	Ratio	Lower	Upper
128	100		
129	12.3	0.0	31.2
127	13.1	0.0	32.6

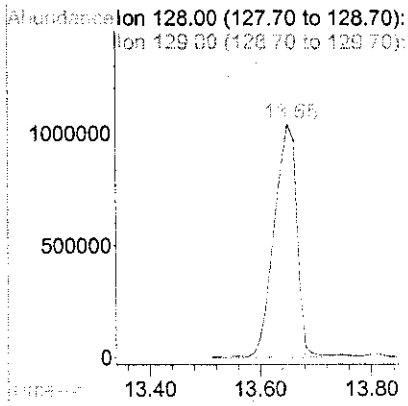

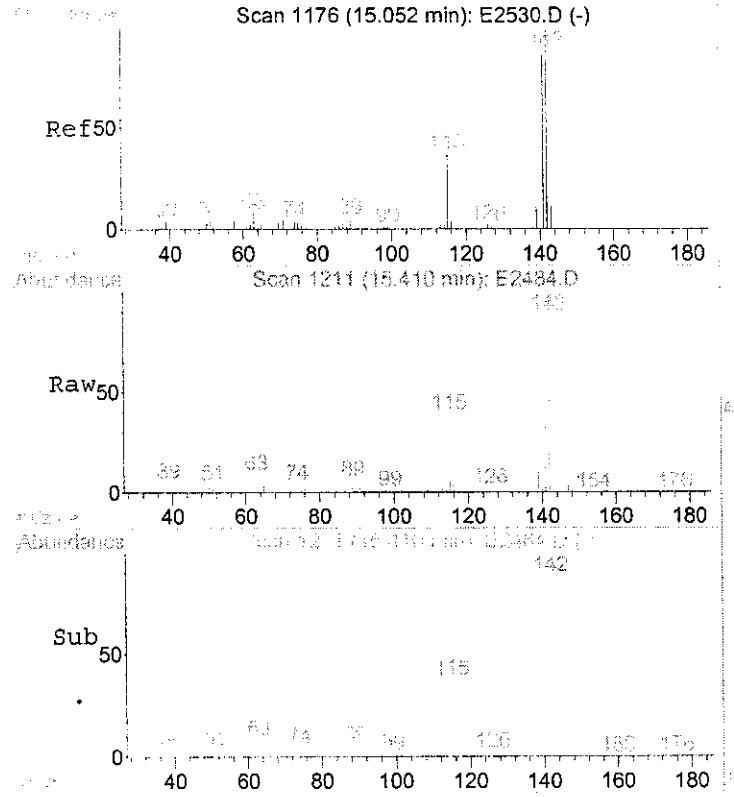

#33
2-Methylnaphthalene
Concen: 45.37 ul/l
RT: 15.41 min Scan# 1211
Delta R.T. 0.01 min
Lab File: E2484.D
Acq: 9 Aug 2006 5:38 pm

Tgt Ion:142 Resp: 834301

Ion	Ratio	Lower	Upper
142	100		
141	85.2	63.5	103.5

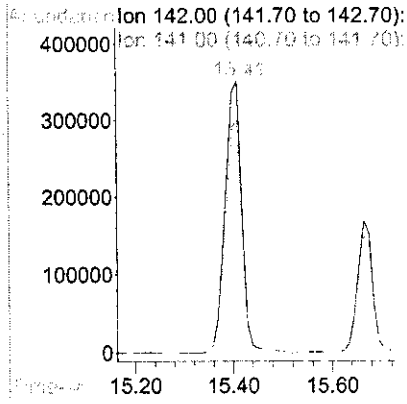

SV-144

Quantitation Report (QT Reviewed)

Data File : D:\E\DATA\AUG06\E0809\E2484.D
Acq On : 9 Aug 2006 5:38 pm
Sample : 0607274DL
Misc : WATER 2946 08/04/06 MW12DL
MS Integration Params: rteint.p
Quant Time: Aug 14 16:53 2006

Vial: 4
Operator:
Inst : GC/MS Ins
Multiplr: 10.00

Quant Results File: SVE80720.RES

Quant Method : D:\E\METHODS\SVE80720.M (RTE Integrator)
Title : SEMI-VOA 8270 CALIBRATION HP5971BE
Last Update : Wed Aug 09 14:27:39 2006
Response via : Initial Calibration
DataAcq Meth : SVE80720

Internal Standards	R.T.	QIon	Response	Conc	Units	Dev(Min)
1) 1,4-Dichlorobenzene-d4	10.36	152	253514	40.00	ul/l	0.00
19) Naphthalene-d8	13.58	136	1105493	40.00	ul/l	0.00
34) Acenaphthene-d10	18.11	164	633825	40.00	ul/l	-0.01
55) Phenanthrene-d10	21.85	188	1003870	40.00	ul/l	-0.02
68) Chrysene-d12	28.65	240	787701	40.00	ul/l	-0.04
77) Perylene-d12	32.04	264	751014	40.00	ul/l	-0.04

System Monitoring Compounds						
4) 2-Fluorophenol	7.44	112	58590m	63.65	ul/l	0.03
Spiked Amount 200.000	Range 21 - 100		Recovery = 31.82%			
6) Phenol-d5	9.82	99	59959	48.90	ul/l	0.00
Spiked Amount 200.000	Range 10 - 94		Recovery = 24.45%			
20) Nitrobenzene-d5	11.85	82	107321	86.54	ul/l	-0.01
Spiked Amount 100.000	Range 35 - 114		Recovery = 86.54%			
38) 2-Fluorobiphenyl	16.41	172	168586	86.78	ul/l	-0.03
Spiked Amount 100.000	Range 43 - 116		Recovery = 86.78%			
54) 2,4,6-Tribromophenol	20.14	330	36279	148.50	ul/l	-0.04
Spiked Amount 200.000	Range 10 - 123		Recovery = 74.25%			
71) Terphenyl-d14	25.98	244	177152	86.58	ul/l	-0.03
Spiked Amount 100.000	Range 33 - 141		Recovery = 86.58%			

Target Compounds						Qvalue
29) Naphthalene	13.65	128	2939337	107.39	ul/l	98
33) 2-Methylnaphthalene	15.41	142	834301	45.37	ul/l	98

(#) = qualifier out of range (m) = manual integration
E2484.D SVE80720.M Mon Aug 14 16:53:59 2006

SV-145

Quantitation Report

Data File : D:\E\DATA\AUG06\E0804\E2440.D Vial: 11
Acq On : 4 Aug 2006 10:20 pm Operator:
Sample : 0607275 Inst : GC/MS Ins
Misc : WATER 2946 08/04/06 MW13 Multiplr: 1.00
MS Integration Params: rteint.p
Quant Time: Aug 16 14:57 2006 Quant Results File: SVE80720.RES

Method : D:\E\METHODS\SVE80720.M (RTE Integrator)
Title : SEMI-VOA 8270 CALIBRATION HP5971BE
Last Update : Mon Aug 14 12:53:56 2006
Response via : Initial Calibration

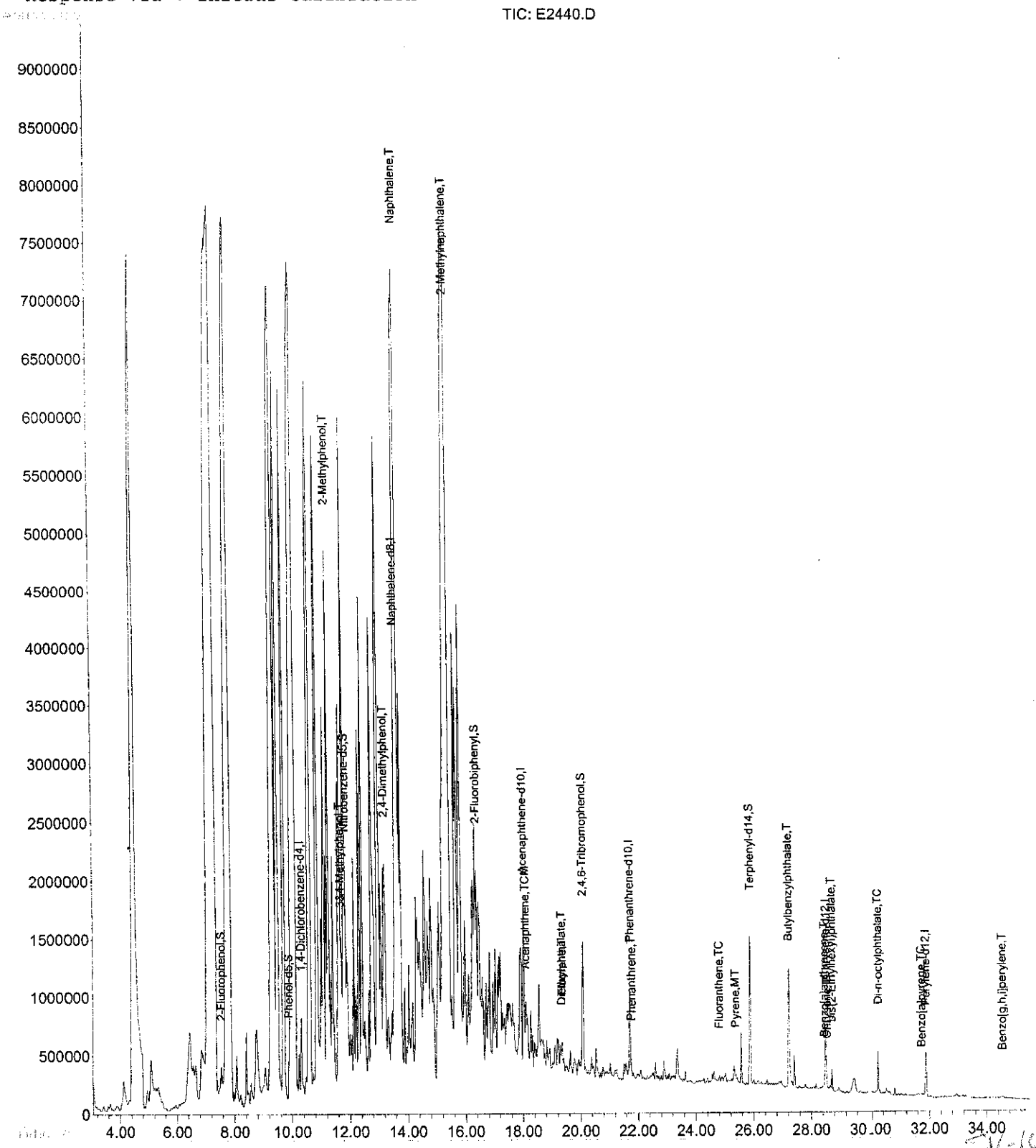

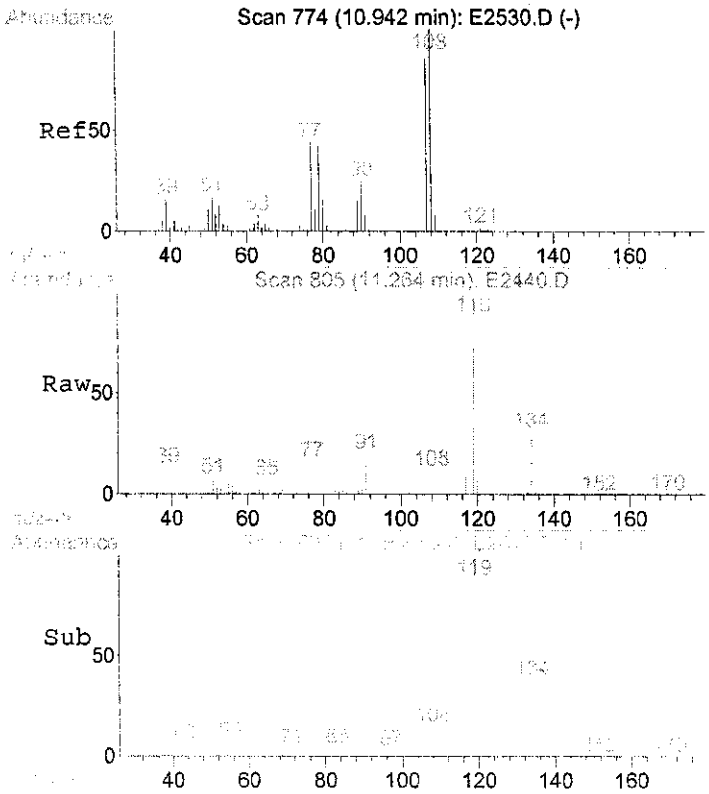

#14
2-Methylphenol
Concen: 83.14 ul/l m
RT: 11.26 min Scan# 805
Delta R.T. 0.14 min
Lab File: E2440.D
Acq: 4 Aug 2006 10:20 pm

Tgt. Ion:108 Resp: 499306

Ion	Ratio	Lower	Upper
108	100		
107	75.1	64.6	104.6

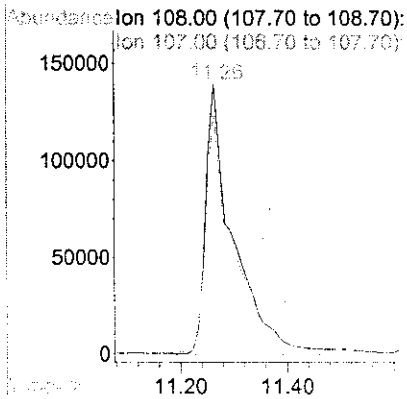

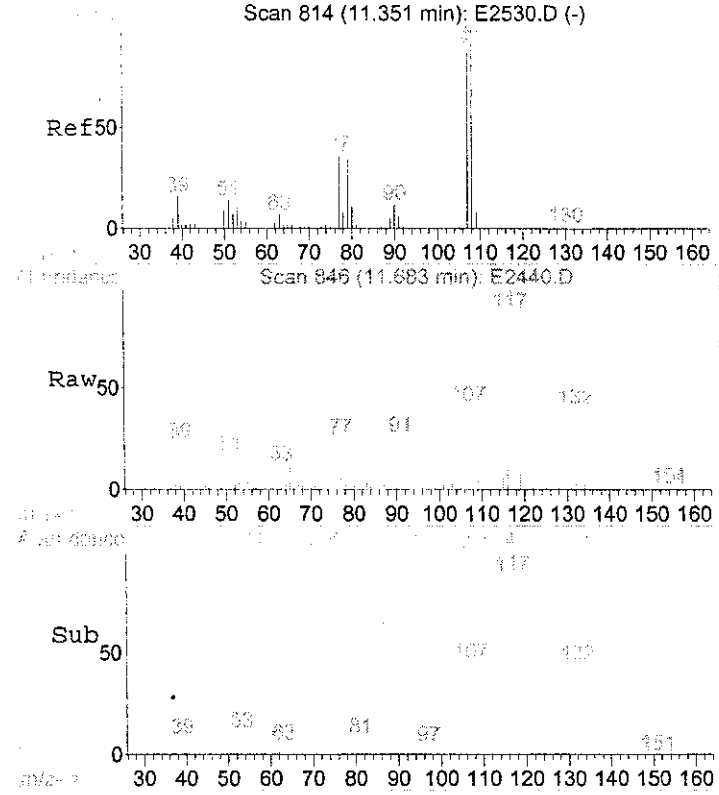

#16
3&4-Methylphenol
Concen: 51.85 ul/l
RT: 11.68 min Scan# 846
Delta R.T. 0.15 min
Lab File: E2440.D
Acq: 4 Aug 2006 10:20 pm

Tgt Ion:108 Resp: 331571

Ion	Ratio	Lower	Upper
108	100		
107	120.5	84.2	124.2

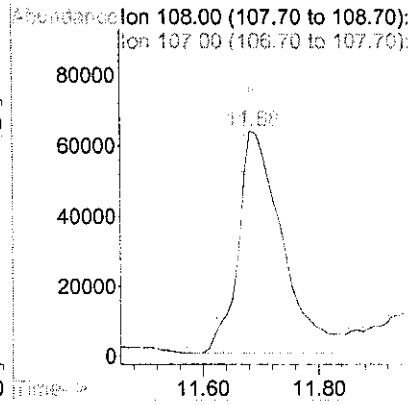

SV-147

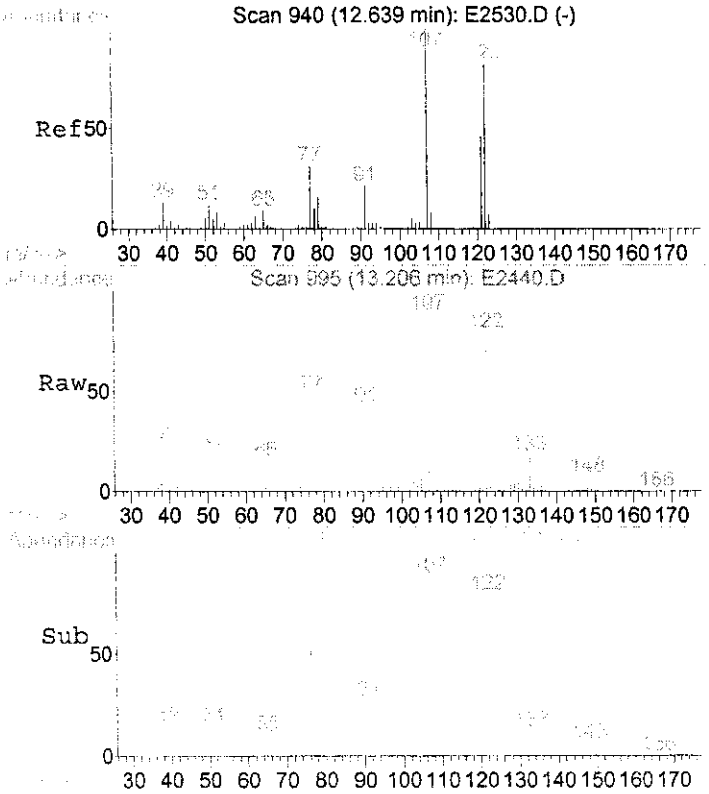

#24
2,4-Dimethylphenol
Concen: 163.11 ul/l
RT: 13.21 min Scan# 995
Delta R.T. 0.37 min
Lab File: E2440.D
Acq: 4 Aug 2006 10:20 pm

Tgt Ion:107 Resp: 1261564

Ion	Ratio	Lower	Upper
107	100		
121	46.0	31.9	71.9
122	79.5	77.4	117.4

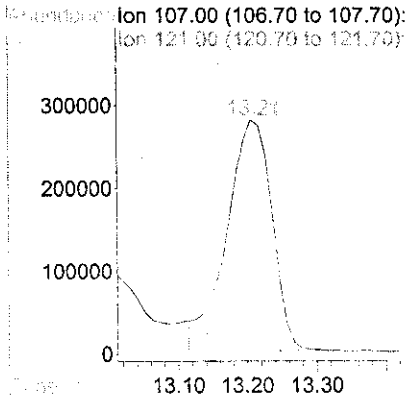

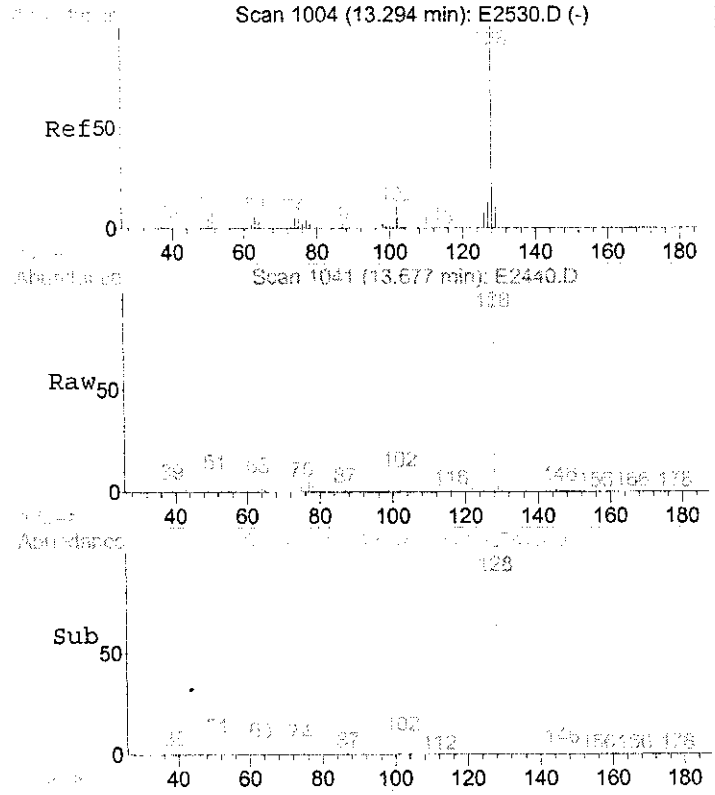

#29
Naphthalene
Concen: 1024.75 ul/l
RT: 13.68 min Scan# 1041
Delta R.T. 0.17 min
Lab File: E2440.D
Acq: 4 Aug 2006 10:20 pm

Tgt Ion:128 Resp:19375231

Ion	Ratio	Lower	Upper
128	100		
129	12.8	0.0	31.2
127	13.8	0.0	32.6

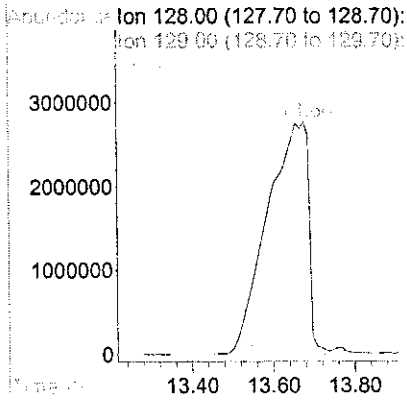

SV-148

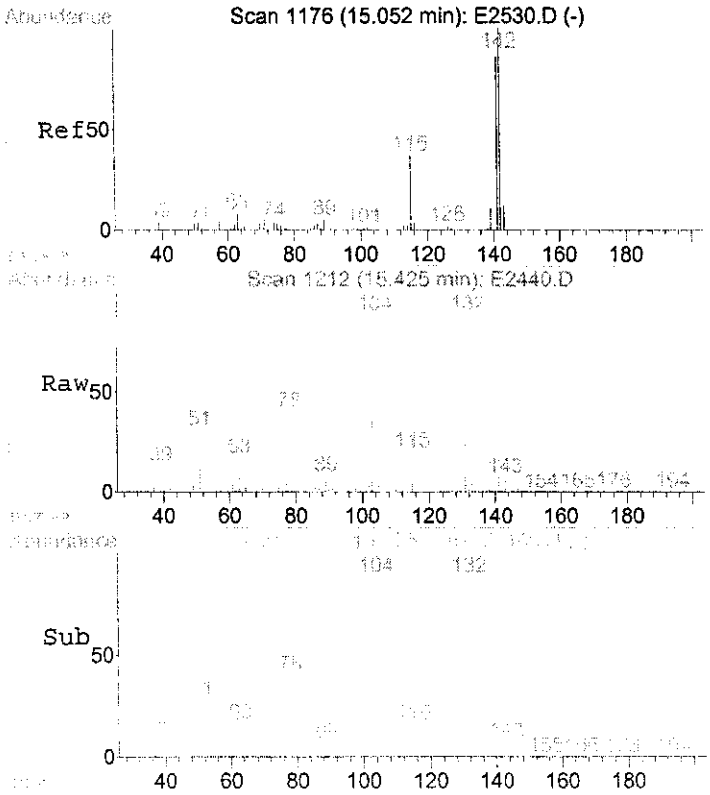

#33
2-Methylnaphthalene
Concen: 371.68 ul/l m
RT: 15.42 min Scan# 1212
Delta R.T. 0.16 min
Lab File: E2440.D
Acq: 4 Aug 2006 10:20 pm

Tgt Ion:142 Resp: 4721440

Ion	Ratio	Lower	Upper
142	100		
141	47.4	63.5	103.5#

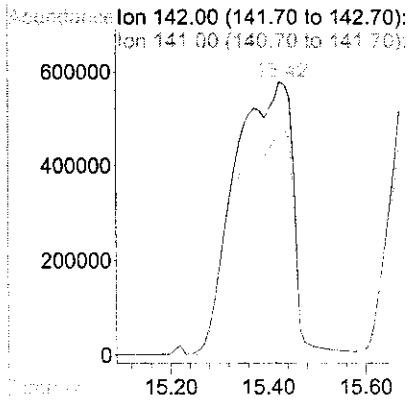

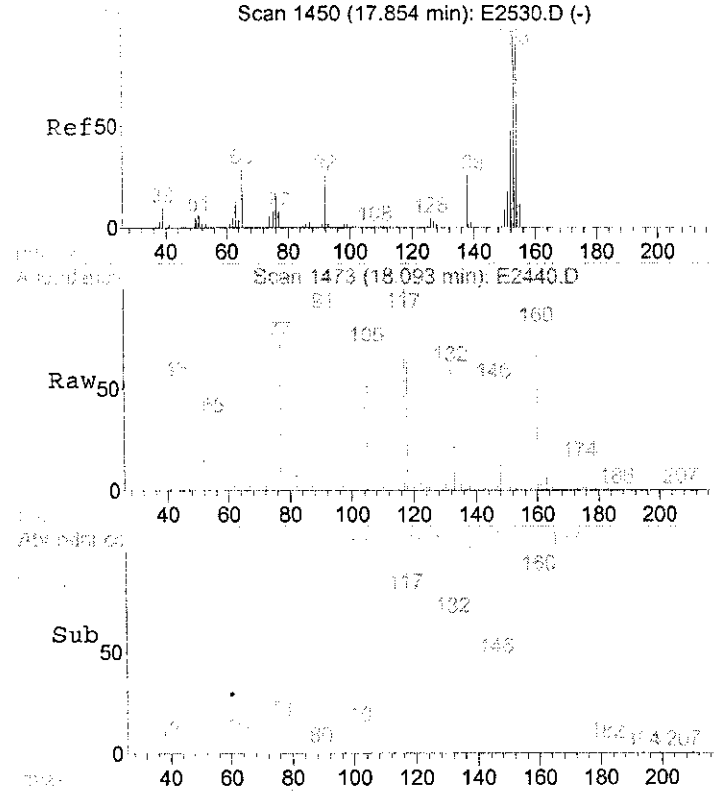

#44
Acenaphthene
Concen: 2.11 ul/l
RT: 18.09 min Scan# 1473
Delta R.T. 0.00 min
Lab File: E2440.D
Acq: 4 Aug 2006 10:20 pm

Tgt Ion:153 Resp: 23692

Ion	Ratio	Lower	Upper
153	100		
152	61.8	26.5	66.5
154	80.6	78.0	118.0

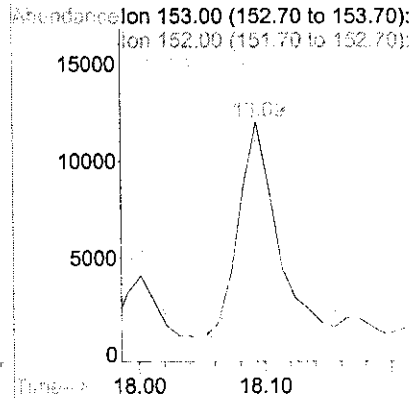

SV-149

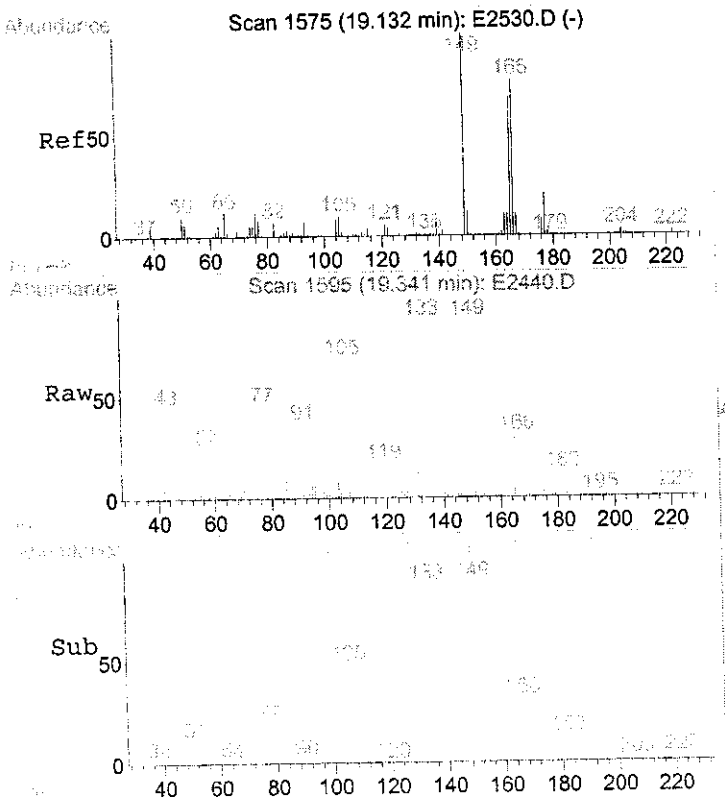

#50
Diethylphthalate
Concen: 4.32 ul/l
RT: 19.34 min Scan# 1595
Delta R.T. -0.02 min
Lab File: E2440.D
Acq: 4 Aug 2006 10:20 pm

Tgt Ion:149 Resp: 61862

Ion	Ratio	Lower	Upper
149	100		
177	24.5	1.8	41.8
150	13.3	0.0	31.8

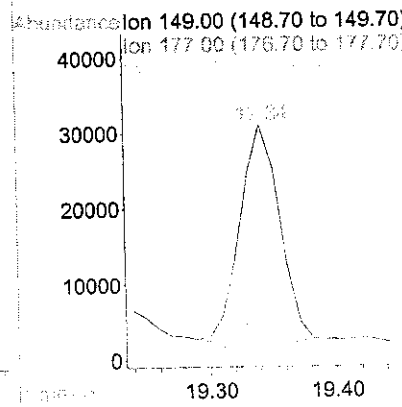

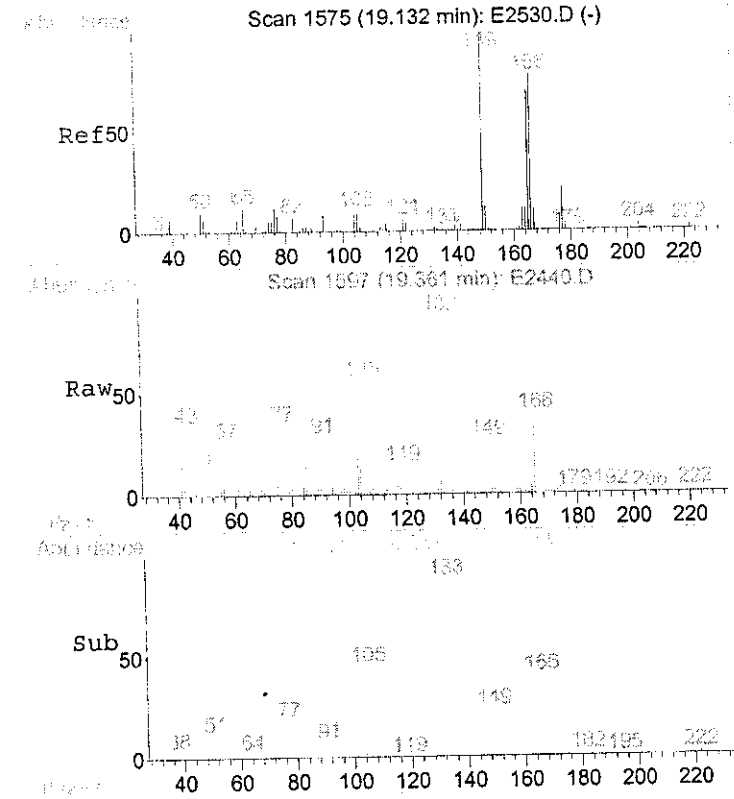

#52
Fluorene
Concen: 3.56 ul/l
RT: 19.36 min Scan# 1597
Delta R.T. -0.01 min
Lab File: E2440.D
Acq: 4 Aug 2006 10:20 pm

Tgt Ion:166 Resp: 43800

Ion	Ratio	Lower	Upper
166	100		
165	98.2	69.8	109.8
167	20.9	0.0	33.4

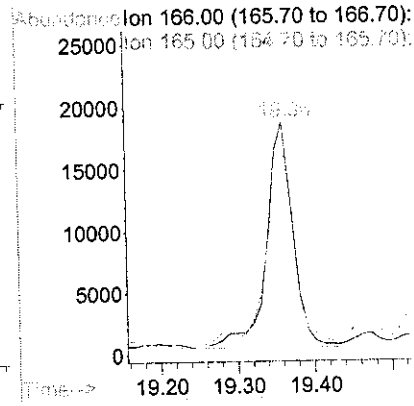

SV-150

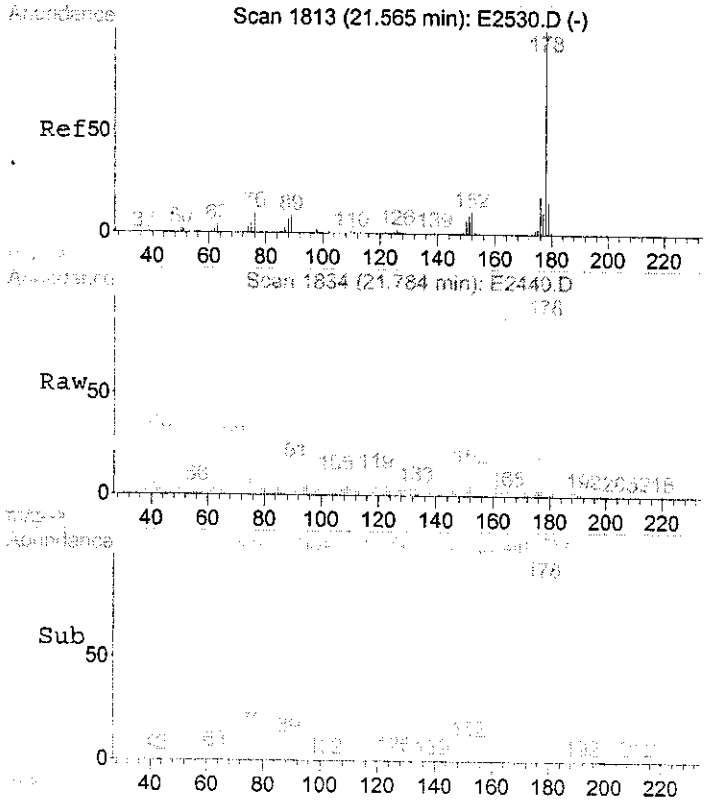

#64
Phenanthrene
Concen: 3.89 ul/l
RT: 21.78 min Scan# 1834
Delta R.T. -0.03 min
Lab File: E2440.D
Acq: 4 Aug 2006 10:20 pm

Tgt Ion:178 Resp: 80222

Ion	Ratio	Lower	Upper
178	100		
179	16.6	0.0	35.3
176	20.5	0.0	38.3

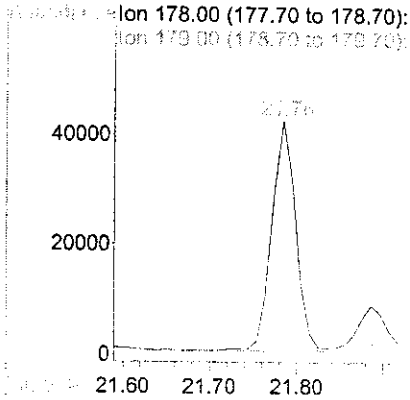

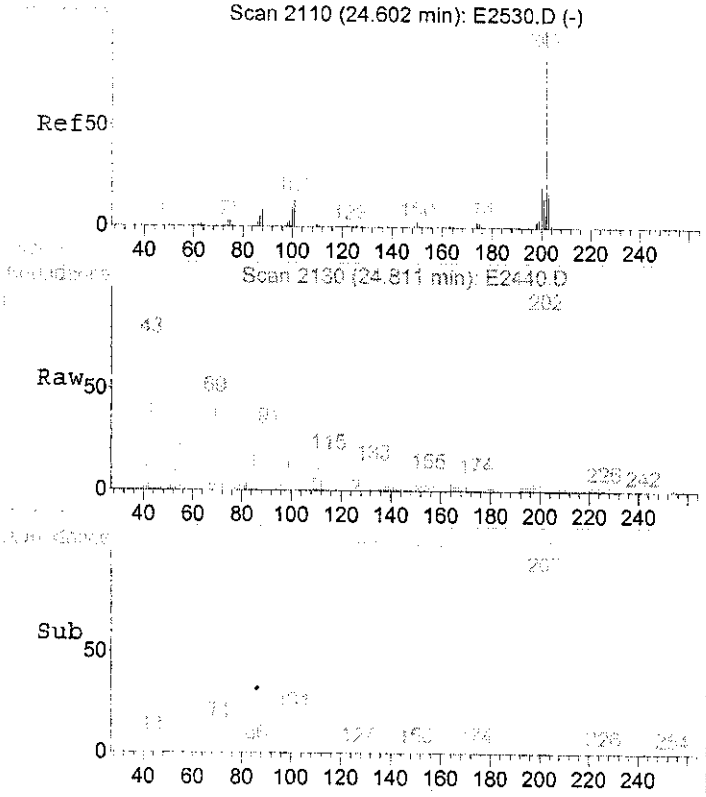

#67
Fluoranthene
Concen: 2.03 ul/l
RT: 24.81 min Scan# 2130
Delta R.T. -0.04 min
Lab File: E2440.D
Acq: 4 Aug 2006 10:20 pm

Tgt Ion:202 Resp: 42403

Ion	Ratio	Lower	Upper
202	100		
101	23.9	0.0	37.9

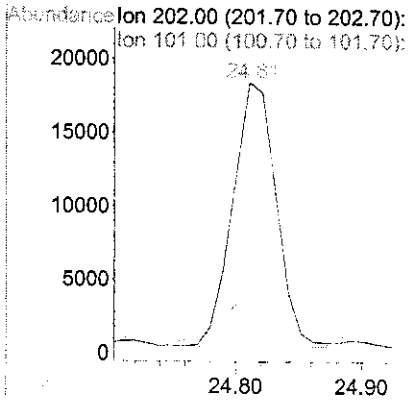

SV-151

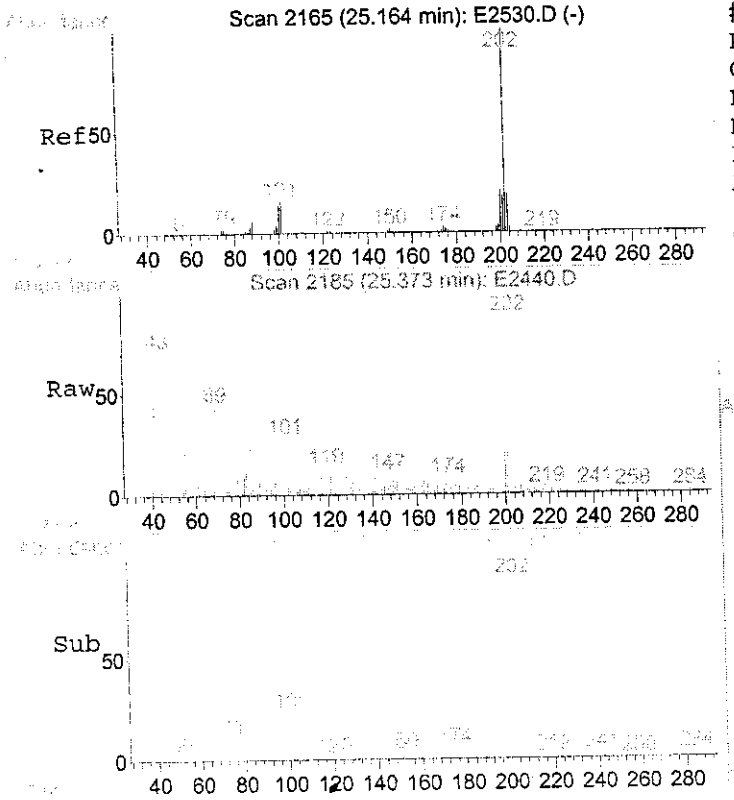

#70
Pyrene
Concen: 2.46 ul/l
RT: 25.37 min Scan# 2185
Delta R.T. -0.05 min
Lab File: E2440.D
Acq: 4 Aug 2006 10:20 pm

Tgt Ion:202 Resp: 47233

Ion	Ratio	Lower	Upper
202	100		
101	30.9	0.8	40.8
100	21.4	0.0	36.9

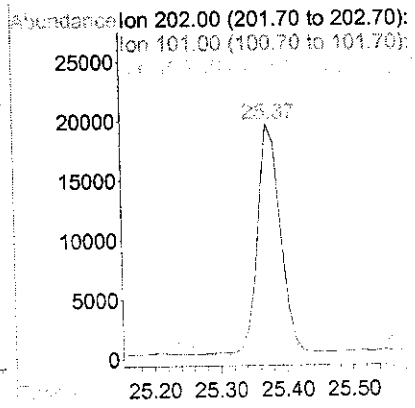

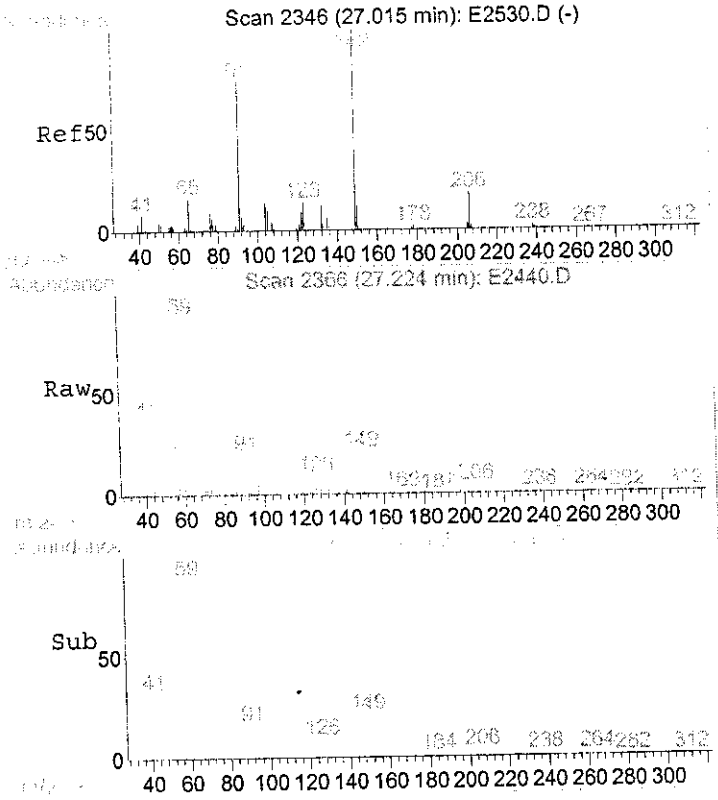

#72
Butylbenzylphthalate
Concen: 4.88 ul/l
RT: 27.22 min Scan# 2366
Delta R.T. -0.03 min
Lab File: E2440.D
Acq: 4 Aug 2006 10:20 pm

Tgt Ion:149 Resp: 60311

Ion	Ratio	Lower	Upper
149	100		
91	84.5	42.9	82.9#
206	16.4	0.0	37.3

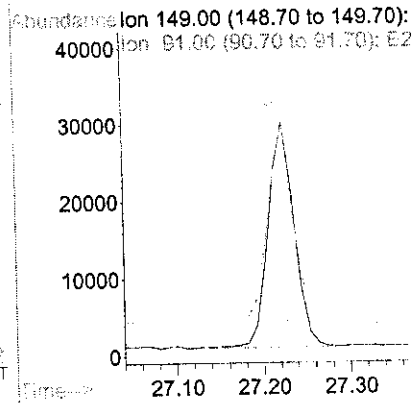

SV-152

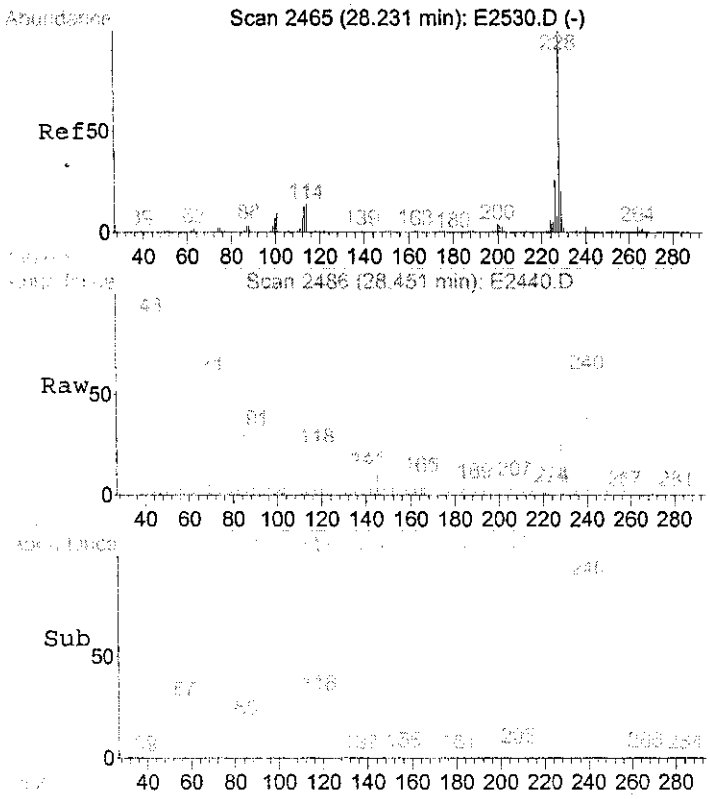

#74
Benzo[a]anthracene
Concen: 0.76 ul/l
RT: 28.45 min Scan# 2486
Delta R.T. -0.04 min
Lab File: E2440.D
Acq: 4 Aug 2006 10:20 pm

Tgt Ion:228 Resp: 13054

Ion	Ratio	Lower	Upper
228	100		
229	31.0	0.0	39.9
226	25.0	6.3	46.3

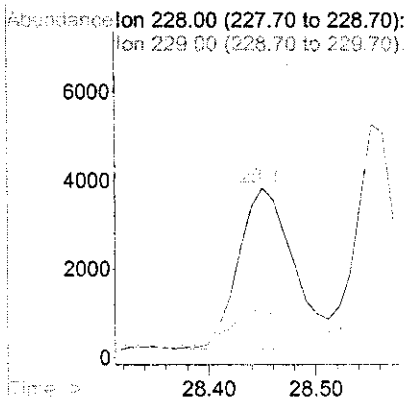

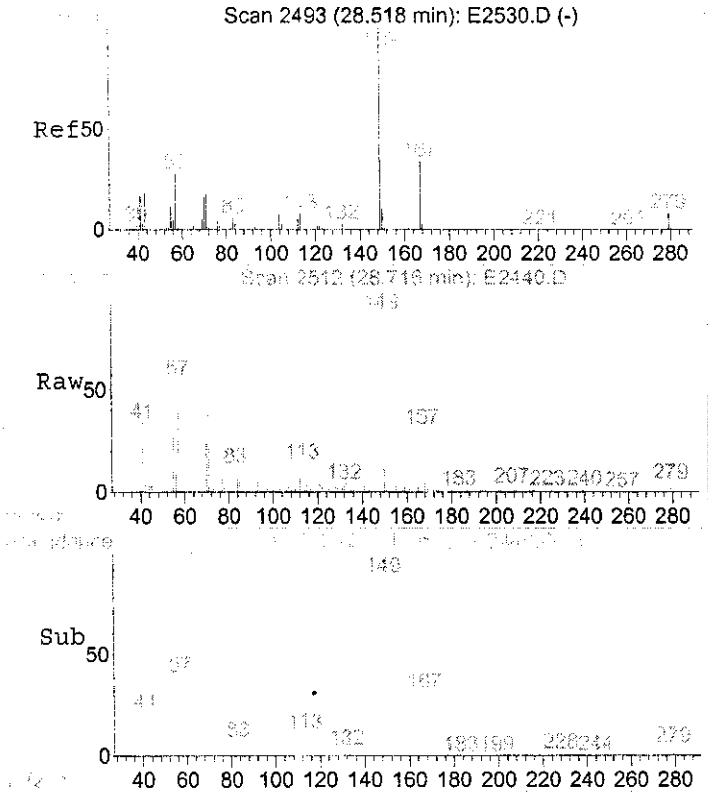

#75
bis(2-Ethylhexyl)phthalate
Concen: 5.54 ul/l
RT: 28.72 min Scan# 2512
Delta R.T. -0.03 min
Lab File: E2440.D
Acq: 4 Aug 2006 10:20 pm

Tgt Ion:149 Resp: 86368

Ion	Ratio	Lower	Upper
149	100		
167	30.9	14.9	54.9
279	4.8	0.0	24.8

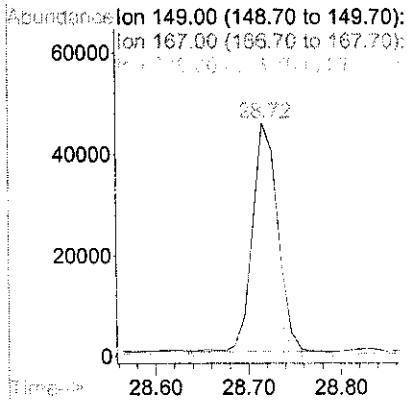

SV-153

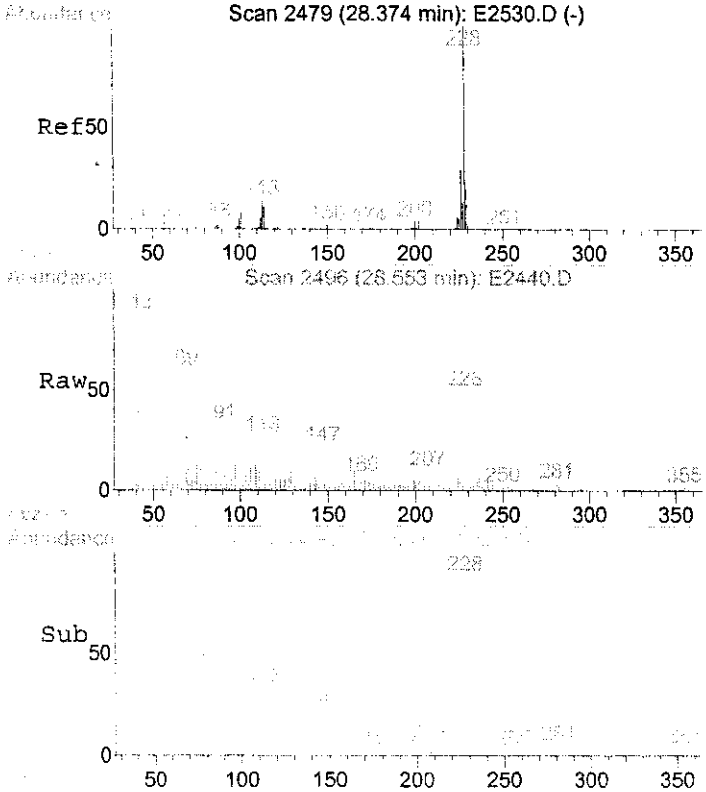

#76
Chrysene
Concen: 0.87 ul/l
RT: 28.55 min Scan# 2496
Delta R.T. -0.08 min
Lab File: E2440.D
Acq: 4 Aug 2006 10:20 pm

Tgt Ion:228 Resp: 13152

Ion	Ratio	Lower	Upper
228	100		
226	29.0	8.7	48.7
229	26.8	0.0	39.2

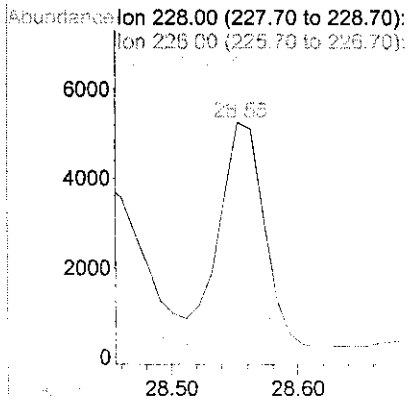

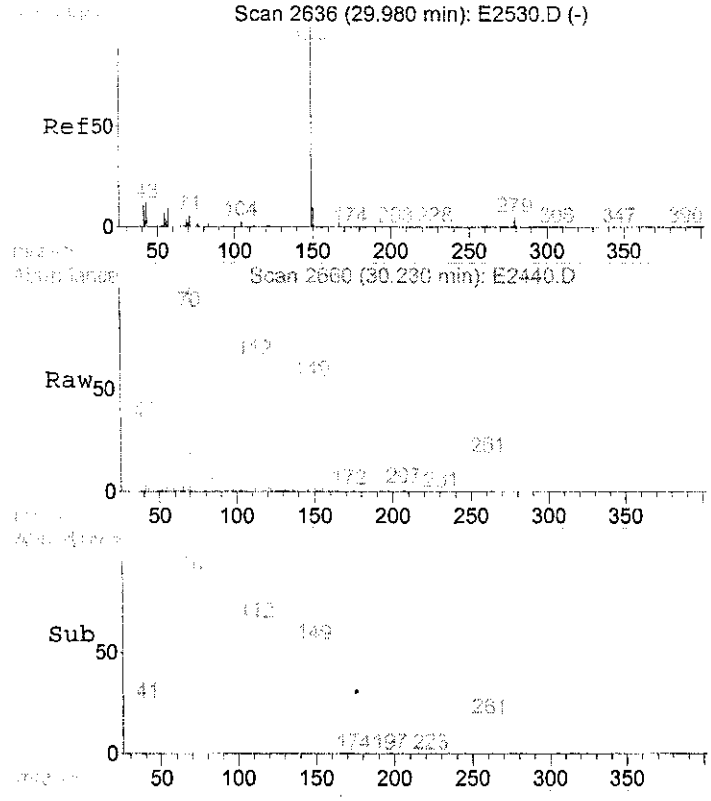

#78
Di-n-octylphthalate
Concen: 3.24 ul/l m
RT: 30.23 min Scan# 2660
Delta R.T. 0.01 min
Lab File: E2440.D
Acq: 4 Aug 2006 10:20 pm

Tgt Ion:149 Resp: 66159

Ion	Ratio	Lower	Upper
149	100		
150	1.6	0.0	30.2

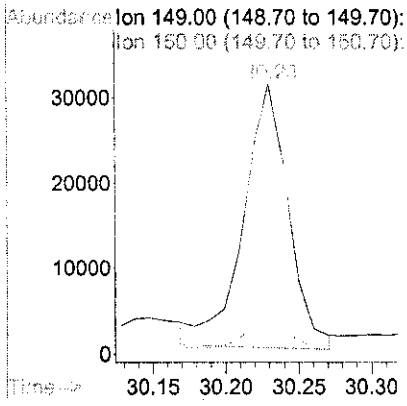

SV-154

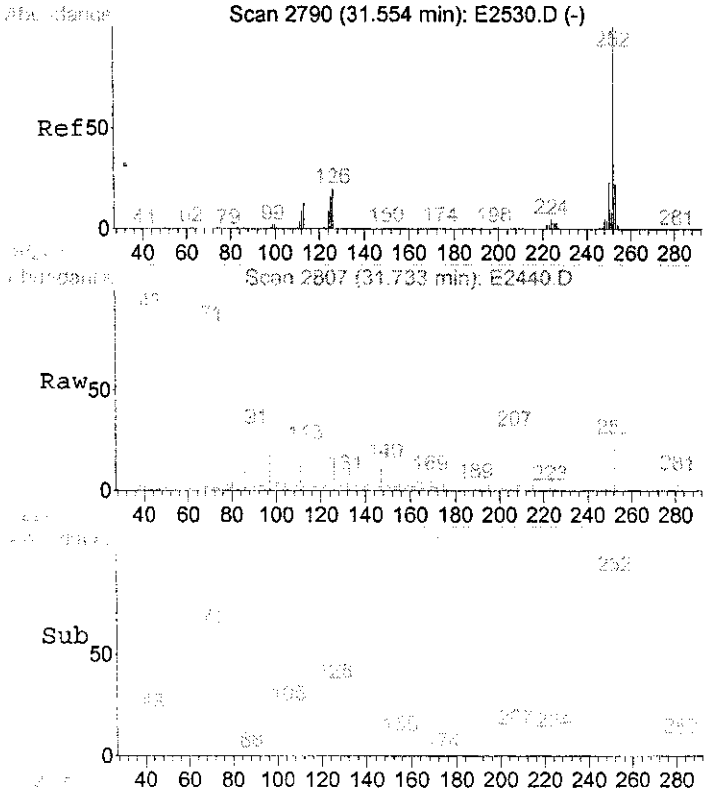

#81
Benzo[a]pyrene
Concen: 0.65 ul/l
RT: 31.73 min Scan# 2807
Delta R.T. -0.08 min
Lab File: E2440.D
Acq: 4 Aug 2006 10:20 pm

Tgt Ion:252 Resp: 6426

Ion	Ratio	Lower	Upper
252	100		
253	24.6	2.0	42.0
125	23.2	7.0	47.0

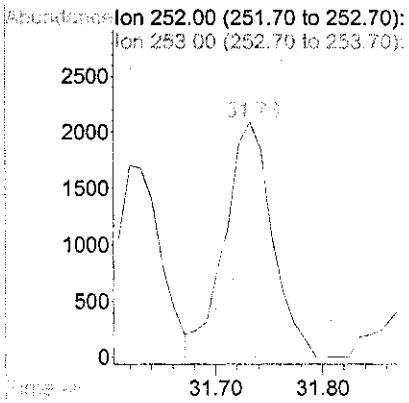

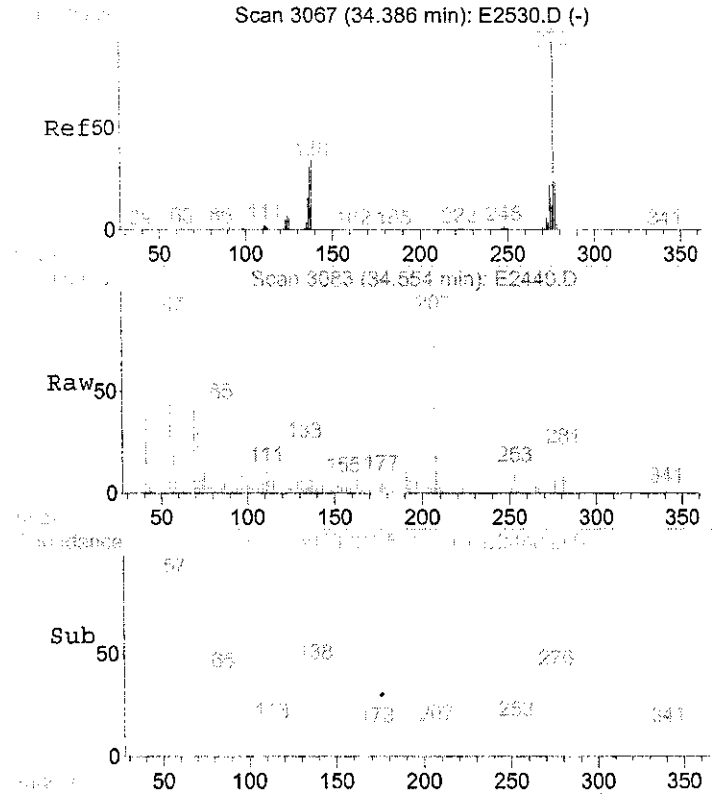

#84
Benzo[g,h,i]perylene
Concen: 0.20 ul/l
RT: 34.55 min Scan# 3083
Delta R.T. -0.13 min
Lab File: E2440.D
Acq: 4 Aug 2006 10:20 pm

Tgt Ion:276 Resp: 1708

Ion	Ratio	Lower	Upper
276	100		
138	123.9	42.2	82.2#
277	12.4	3.7	43.7

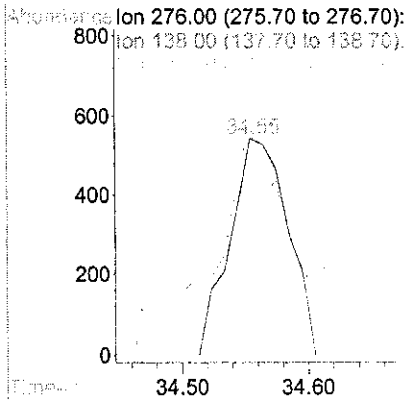

SV-155

Quantitation Report (QT Reviewed)

Data File : D:\E\DATA\AUG06\E0804\E2440.D
Acq On : 4 Aug 2006 10:20 pm
Sample : 0607275
Misc : WATER 2946 08/04/06 MW13
MS Integration Params: rteint.p
Quant Time: Aug 16 14:57 2006

Vial: 11
Operator:
Inst : GC/MS Ins
Multiplr: 1.00
Quant Results File: SVE80720.RES

Quant Method : D:\E\METHODS\SVE80720.M (RTE Integrator)
Title : SEMI-VOA 8270 CALIBRATION HP5971BE
Last Update : Fri Aug 04 14:38:36 2006
Response via : Initial Calibration
DataAcq Meth : SVE80720

Internal Standards	R.T.	QIon	Response	Conc Units	Dev(Min)
1) 1,4-Dichlorobenzene-d4	10.32	152	169633	40.00 ul/l	0.10
19) Naphthalene-d8	13.57	136	763666m	40.00 ul/l	0.12
34) Acenaphthene-d10	18.02	164	395851	40.00 ul/l	0.03
55) Phenanthrene-d10	21.74	188	696310	40.00 ul/l	0.00
68) Chrysene-d12	28.51	240	467344	40.00 ul/l	-0.04
77) Perylene-d12	31.89	264	311716	40.00 ul/l	-0.05

System Monitoring Compounds					
4) 2-Fluorophenol	7.54	112	337500m	54.80 ul/l	0.27
Spiked Amount 200.000	Range 21 - 100		Recovery = 27.40%		
6) Phenol-d5	9.88	99	322776	39.34 ul/l	0.20
Spiked Amount 200.000	Range 10 - 94		Recovery = 19.67%		
20) Nitrobenzene-d5	11.85	82	572837	66.87 ul/l	0.11
Spiked Amount 100.000	Range 35 - 114		Recovery = 66.87%		
38) 2-Fluorobiphenyl	16.39	172	956453	78.83 ul/l	0.06
Spiked Amount 100.000	Range 43 - 116		Recovery = 78.83%		
54) 2,4,6-Tribromophenol	20.09	330	309476	202.84 ul/l	0.03
Spiked Amount 200.000	Range 10 - 123		Recovery = 101.42%		
71) Terphenyl-d14	25.89	244	1149988	94.73 ul/l	0.01
Spiked Amount 100.000	Range 33 - 141		Recovery = 94.73%		

Target Compounds					Qvalue
14) 2-Methylphenol	11.26	108	499306m	83.14 ul/l	
16) 3&4-Methylphenol	11.68	108	331571	51.85 ul/l	84
24) 2,4-Dimethylphenol	13.21	107	1261564	163.11 ul/l	85
29) Naphthalene	13.68	128	19375231	1024.75 ul/l	96
33) 2-Methylnaphthalene	15.42	142	4721440m	371.68 ul/l	
44) Acenaphthene	18.09	153	23692	2.11 ul/l	81
50) Diethylphthalate	19.34	149	61862	4.32 ul/l	95
52) Fluorene	19.36	166	43800	3.56 ul/l	90
64) Phenanthrene	21.78	178	80222	3.89 ul/l	96
67) Fluoranthene	24.81	202	42403	2.03 ul/l	86
70) Pyrene	25.37	202	47233	2.46 ul/l	83
72) Butylbenzylphthalate	27.22	149	60311	4.88 ul/l #	78
74) Benzo[a]anthracene	28.45	228	13054	0.76 ul/l	88
75) bis(2-Ethylhexyl)phthalate	28.72	149	86368	5.54 ul/l	94
76) Chrysene	28.55	228	13152	0.87 ul/l	93
78) Di-n-octylphthalate	30.23	149	66159m	3.24 ul/l	
81) Benzo[a]pyrene	31.73	252	6426	0.65 ul/l	94
84) Benzo[g,h,i]perylene	34.55	276	1708	0.20 ul/l #	36

SV-156

(#) = qualifier out of range (m) = manual integration
E2440.D SVE80720.M Wed Aug 16 14:57:48 2006

Quantitation Report

Data File : D:\E\DATA\AUG06\E0807\E2468.D
Acq On : 8 Aug 2006 2:12 am
Sample : 0607275DL
Misc : SOIL 2946 08/04/06 MW13DL
MS Integration Params: rteint.p
Quant Time: Aug 14 16:52 2006

Vial: 13
Operator:
Inst : GC/MS Ins
Multiplr: 20.00
Quant Results File: SVE80720.RES

Method : D:\E\METHODS\SVE80720.M (RTE Integrator)
Title : SEMI-VOA 8270 CALIBRATION HP5971BE
Last Update : Wed Aug 09 14:27:39 2006
Response via : Initial Calibration

TIC: E2468.D



SV-157

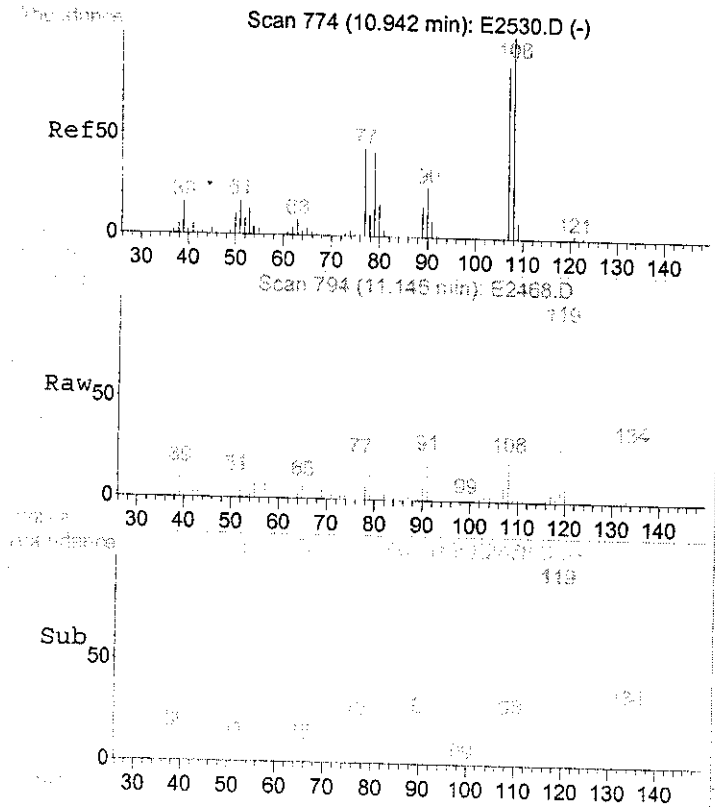

#14
2-Methylphenol
Concen: 5.15 ul/l
RT: 11.15 min Scan# 794
Delta R.T. -0.00 min
Lab File: E2468.D
Acq: 8 Aug 2006 2:12 am

Tgt Ion:108 Resp: 39528

Ion	Ratio	Lower	Upper
108	100		
107	91.7	64.6	104.6

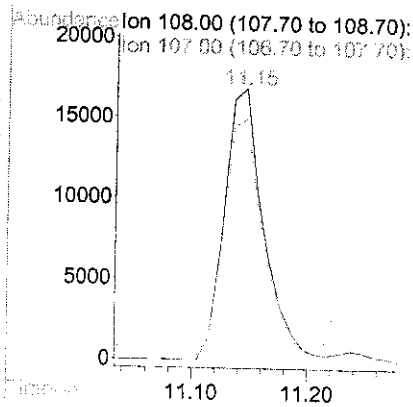

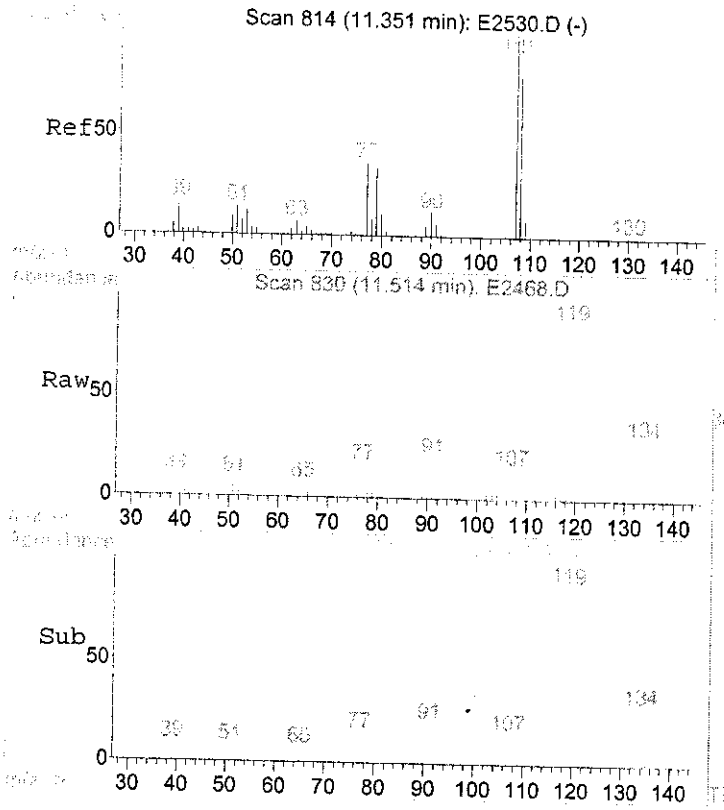

#16
3&4-Methylphenol
Concen: 4.91 ul/l
RT: 11.51 min Scan# 830
Delta R.T. -0.05 min
Lab File: E2468.D
Acq: 8 Aug 2006 2:12 am

Tgt Ion:108 Resp: 40175

Ion	Ratio	Lower	Upper
108	100		
107	115.5	84.2	124.2

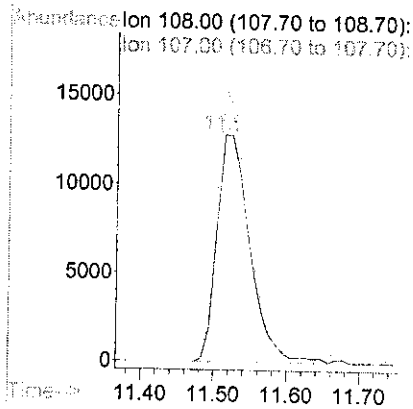

SV-158

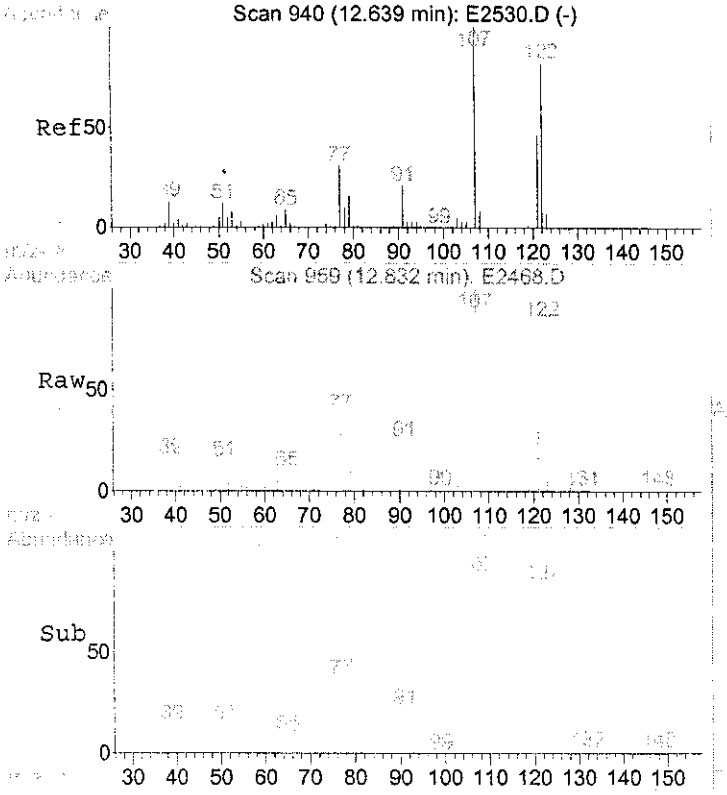

#24
2,4-Dimethylphenol
Concen: 13.93 ul/l
RT: 12.83 min Scan# 959
Delta R.T. -0.02 min
Lab File: E2468.D
Acq: 8 Aug 2006 2:12 am

Tgt Ion:107 Resp: 139612

Ion	Ratio	Lower	Upper
107	100		
121	38.9	31.9	71.9
122	83.7	77.4	117.4

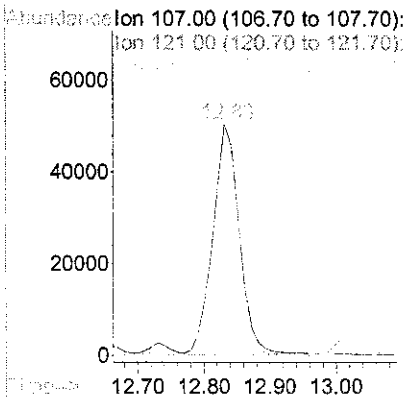

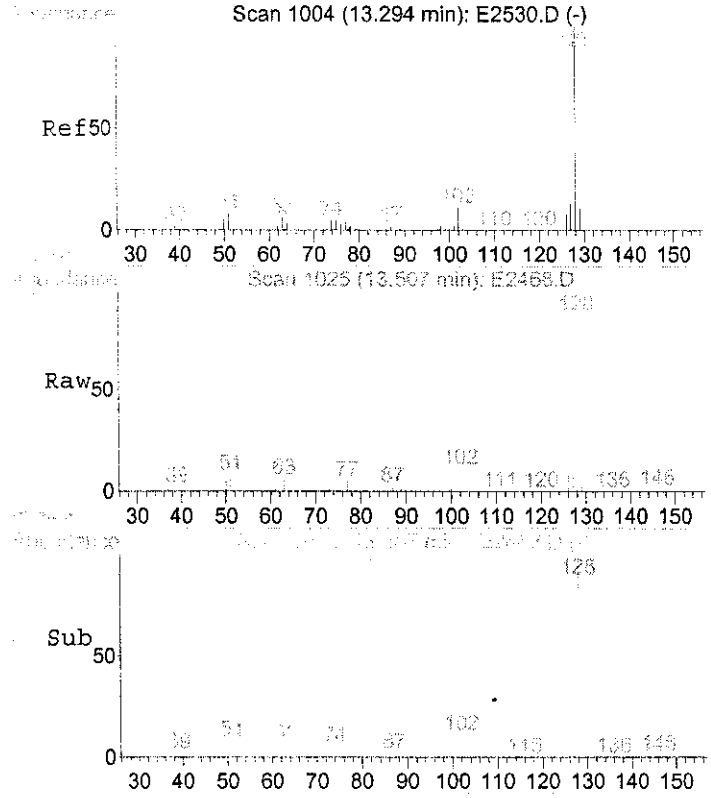

#29
Naphthalene
Concen: 62.82 ul/l
RT: 13.51 min Scan# 1025
Delta R.T. -0.02 min
Lab File: E2468.D
Acq: 8 Aug 2006 2:12 am

Tgt Ion:128 Resp: 1538705

Ion	Ratio	Lower	Upper
128	100		
129	11.7	0.0	31.2
127	13.3	0.0	32.6

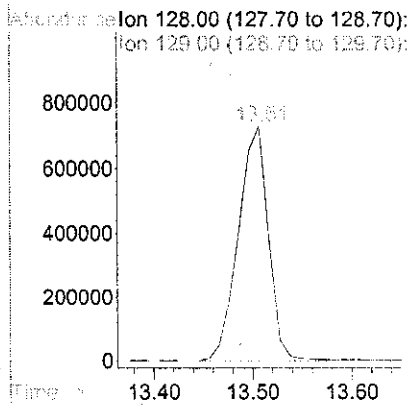

SV-159

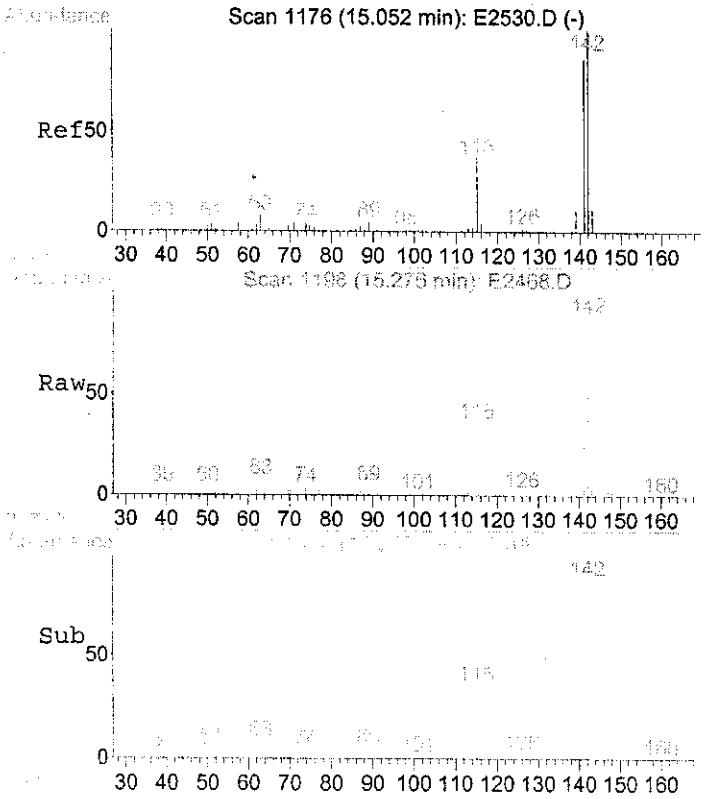

#33
2-Methylnaphthalene
Concen: 26.97 ul/l
RT: 15.28 min Scan# 1198
Delta R.T. -0.00 min
Lab File: E2468.D
Acq: 8 Aug 2006 2:12 am

Tgt Ion:142 Resp: 443805

Ion	Ratio	Lower	Upper
142	100		
141	85.4	63.5	103.5

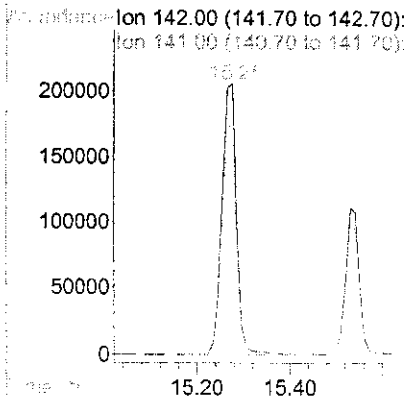

SV-160

Quantitation Report (QT Reviewed)

Data File : D:\E\DATA\AUG06\E0807\E2468.D
Acq On : 8 Aug 2006 2:12 am
Sample : 0607275DL
Misc : SOIL 2946 08/04/06 MW13DL
MS Integration Params: rteint.p
Quant Time: Aug 14 16:52 2006

Vial: 13
Operator:
Inst : GC/MS Ins
Multiplr: 20.00

Quant Results File: SVE80720.RES

Quant Method : D:\E\METHODS\SVE80720.M (RTE Integrator)
Title : SEMI-VOA 8270 CALIBRATION HP5971BE
Last Update : Mon Aug 07 17:04:44 2006
Response via : Initial Calibration
DataAcq Meth : SVE80720

Internal Standards	R.T.	QIon	Response	Conc	Units	Dev(Min)
1) 1,4-Dichlorobenzene-d4	10.23	152	216963	40.00	ul/l	-0.02
19) Naphthalene-d8	13.45	136	989386	40.00	ul/l	-0.03
34) Acenaphthene-d10	17.98	164	547626	40.00	ul/l	-0.03
55) Phenanthrene-d10	21.72	188	848870	40.00	ul/l	-0.04
68) Chrysene-d12	28.51	240	659270	40.00	ul/l	-0.07
77) Perylene-d12	31.89	264	523936	40.00	ul/l	-0.07

System Monitoring Compounds

4) 2-Fluorophenol	7.32	112	20601m	52.30	ul/l	0.03
Spiked Amount 200.000	Range 25 - 121		Recovery = 26.15%			
6) Phenol-d5	9.69	99	22857	43.57	ul/l	-0.02
Spiked Amount 200.000	Range 24 - 113		Recovery = 21.79%#			
20) Nitrobenzene-d5	11.72	82	45548	82.08	ul/l	-0.04
Spiked Amount 100.000	Range 23 - 120		Recovery = 82.08%			
38) 2-Fluorobiphenyl	16.29	172	68739	81.91	ul/l	-0.04
Spiked Amount 100.000	Range 30 - 115		Recovery = 81.91%			
54) 2,4,6-Tribromophenol	20.02	330	13817	130.92	ul/l	-0.05
Spiked Amount 200.000	Range 19 - 122		Recovery = 65.46%			
71) Terphenyl-d14	25.85	244	72534	84.71	ul/l	-0.05
Spiked Amount 100.000	Range 18 - 137		Recovery = 84.71%			

Target Compounds						Qvalue
14) 2-Methylphenol	11.15	108	39528	5.15	ul/l	92
16) 3&4-Methylphenol	11.51	108	40175	4.91	ul/l	89
24) 2,4-Dimethylphenol	12.83	107	139612	13.93	ul/l	84
29) Naphthalene	13.51	128	1538705	62.82	ul/l	98
33) 2-Methylnaphthalene	15.28	142	443805	26.97	ul/l	98

SV-161

(#) = qualifier out of range (m) = manual integration

Quantitation Report

Data File : D:\E\DATA\AUG06\E0807\E2465.D
Acq On : 7 Aug 2006 11:57 pm
Sample : 0607276
Misc : SOIL 2946 08/04/06 MW14
MS Integration Params: rteint.p
Quant Time: Aug 16 15:21 2006

Vial: 10
Operator:
Inst : GC/MS Ins
Multiplr: 1.00

Quant Results File: SVE80720.RES

Method : D:\E\METHODS\SVE80720.M (RTE Integrator)
Title : SEMI-VOA 8270 CALIBRATION HP5971BE
Last Update : Mon Aug 14 12:53:56 2006
Response via : Initial Calibration

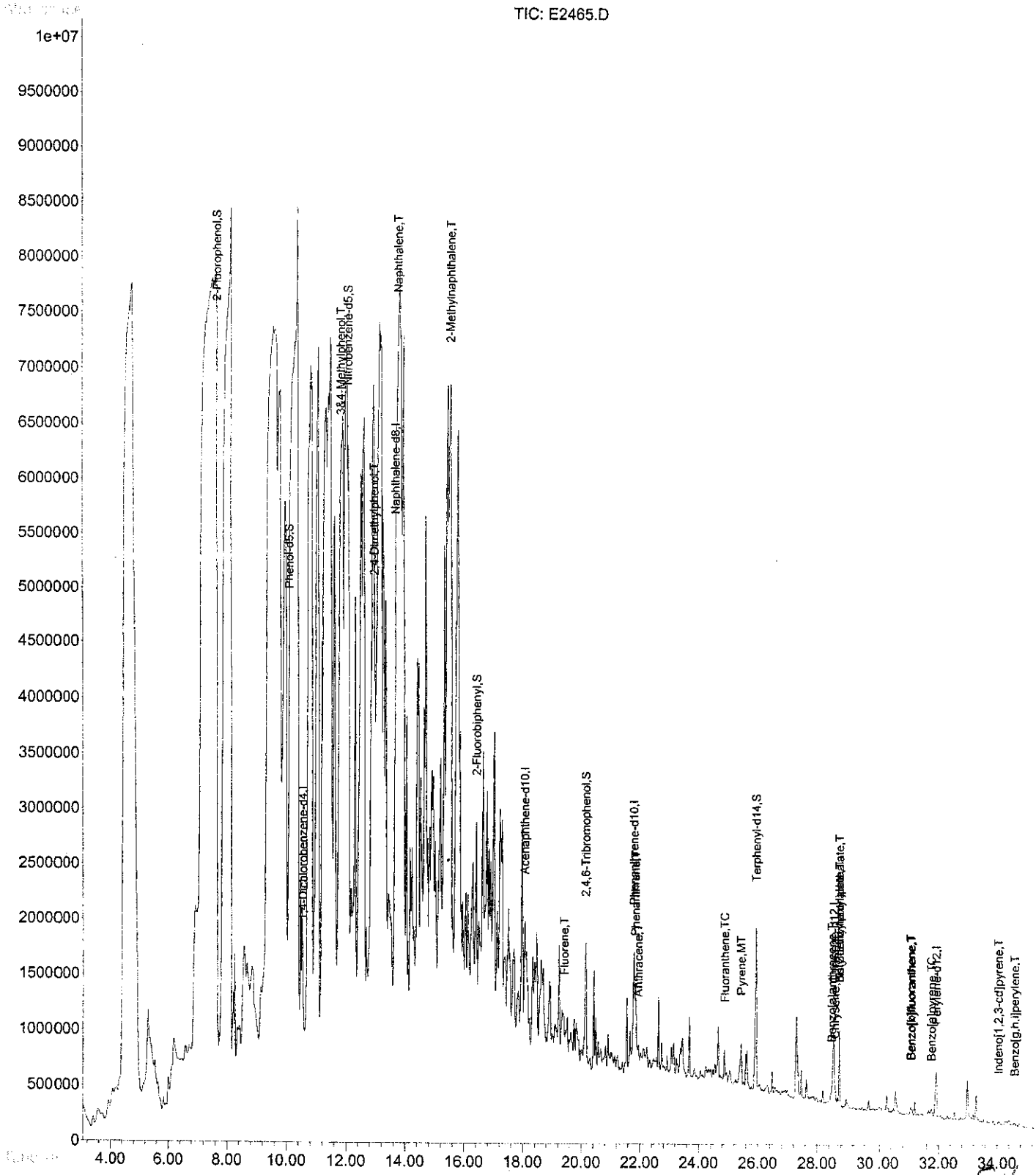

SV-168

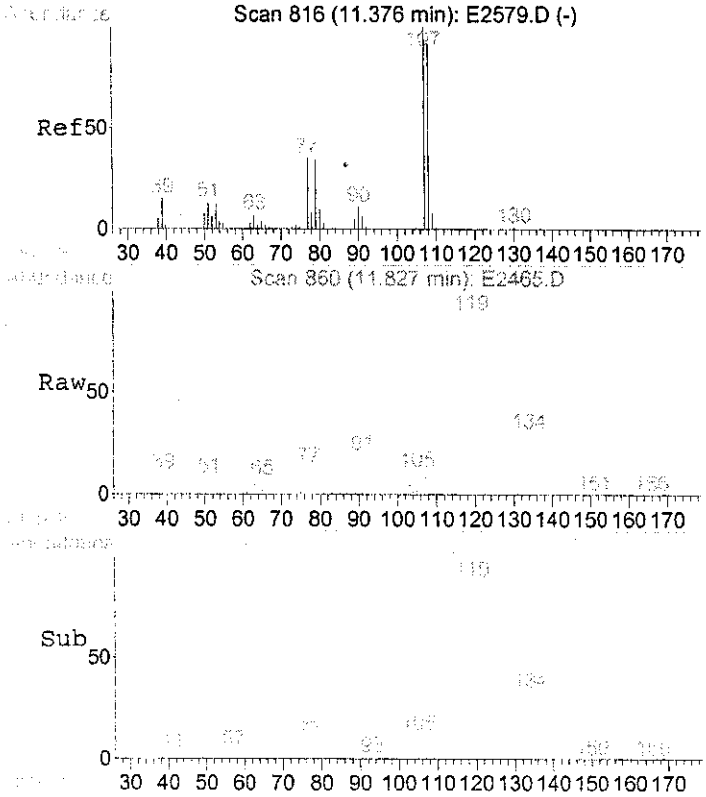

#16
3&4-Methylphenol
Concen: 123.07 ul/l
RT: 11.83 min Scan# 860
Delta R.T. 0.27 min
Lab File: E2465.D
Acq: 7 Aug 2006 11:57 pm

Tgt Ion:108 Resp: 822044

Ion	Ratio	Lower	Upper
108	100		
107	117.7	84.2	124.2

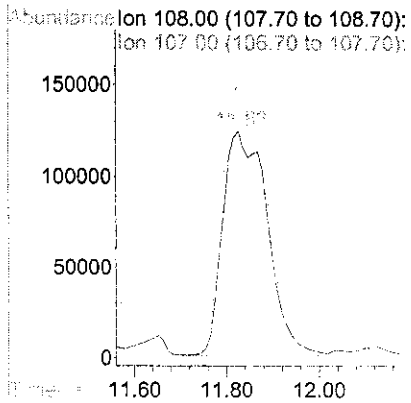

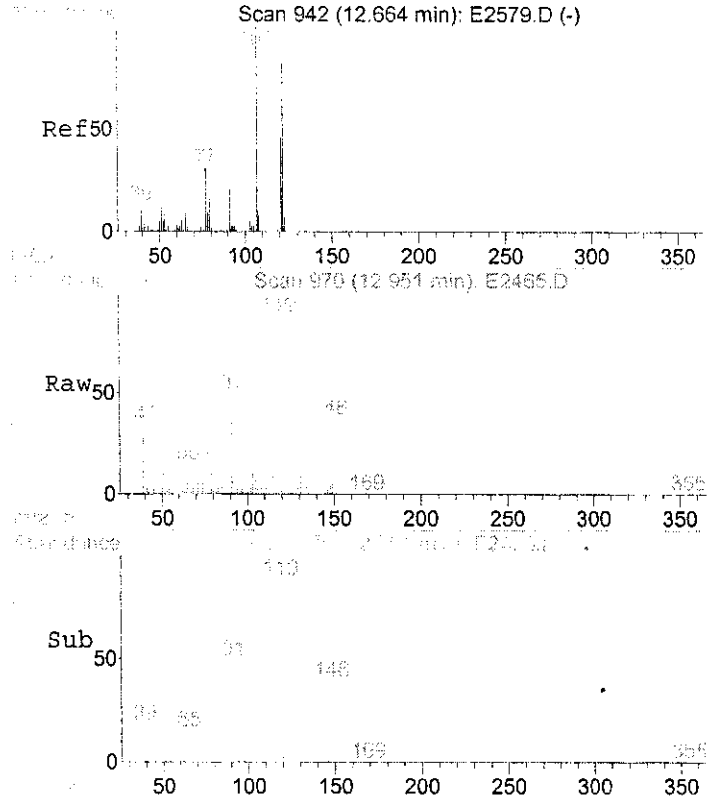

#24
2,4-Dimethylphenol
Concen: 75.07 ul/l m
RT: 12.95 min Scan# 970
Delta R.T. 0.10 min
Lab File: E2465.D
Acq: 7 Aug 2006 11:57 pm

Tgt Ion:107 Resp: 610595

Ion	Ratio	Lower	Upper
107	100		
121	14.2	31.9	71.9#
122	18.3	77.4	117.4#

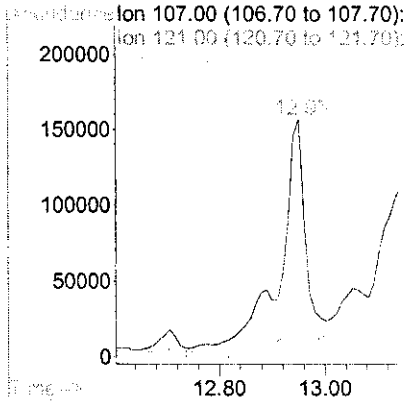

SV-163

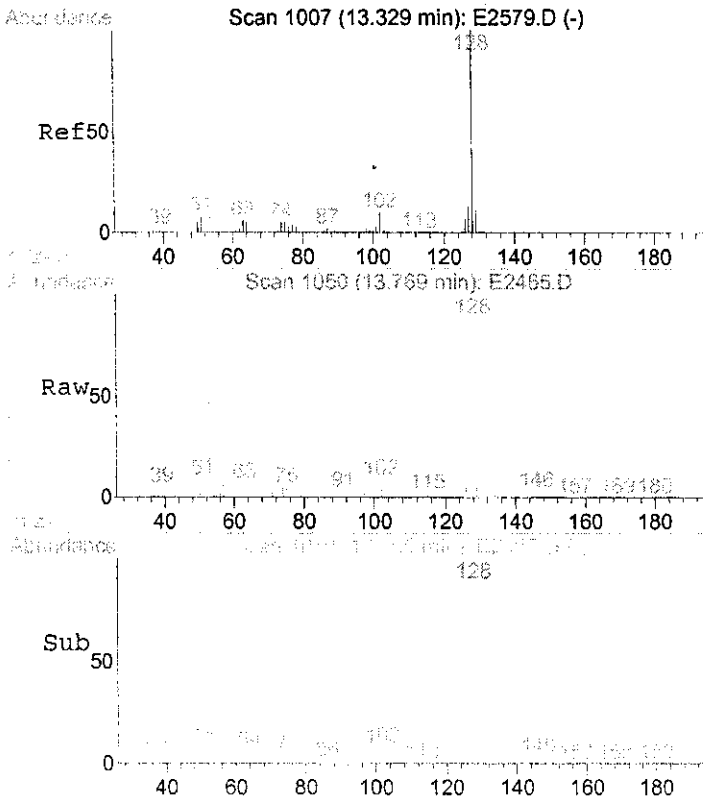

#29
Naphthalene
Concen: 1265.38 ul/l m
RT: 13.77 min Scan# 1050
Delta R.T. 0.25 min
Lab File: E2465.D
Acq: 7 Aug 2006 11:57 pm

Tgt Ion:128 Resp:25160287

Ion	Ratio	Lower	Upper
128	100		
129	4.0	0.0	31.2
127	3.9	0.0	32.6

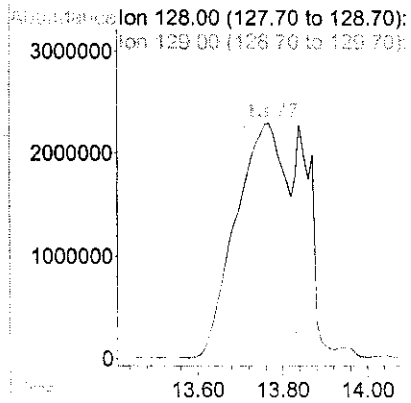

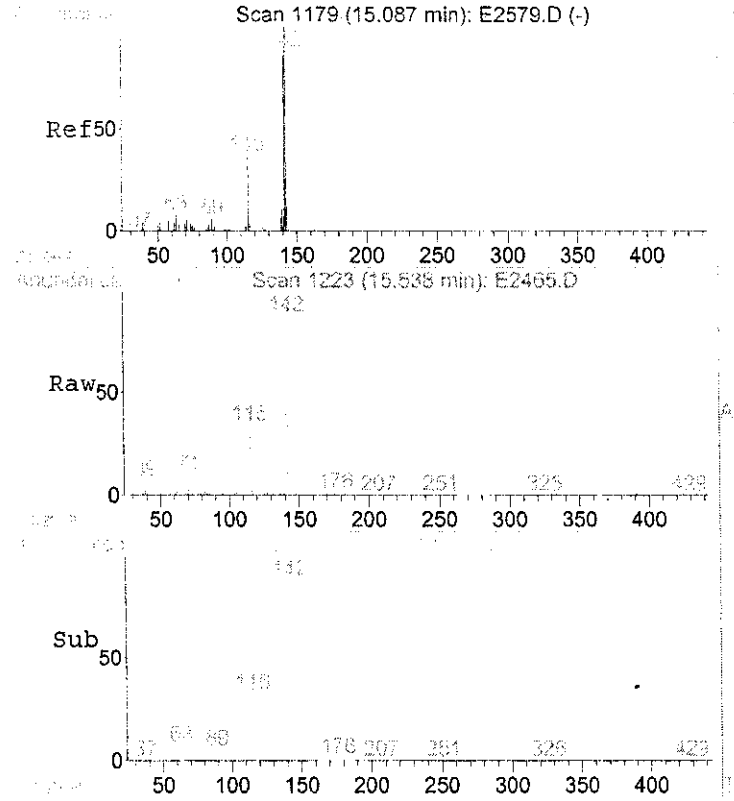

#33
2-Methylnaphthalene
Concen: 967.33 ul/l m
RT: 15.54 min Scan# 1223
Delta R.T. 0.26 min
Lab File: E2465.D
Acq: 7 Aug 2006 11:57 pm

Tgt Ion:142 Resp:12922584

Ion	Ratio	Lower	Upper
142	100		
141	42.9	63.5	103.5#

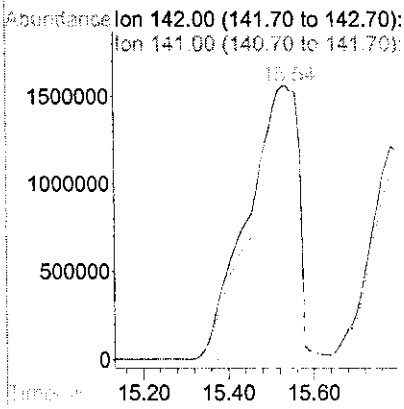

SV-164

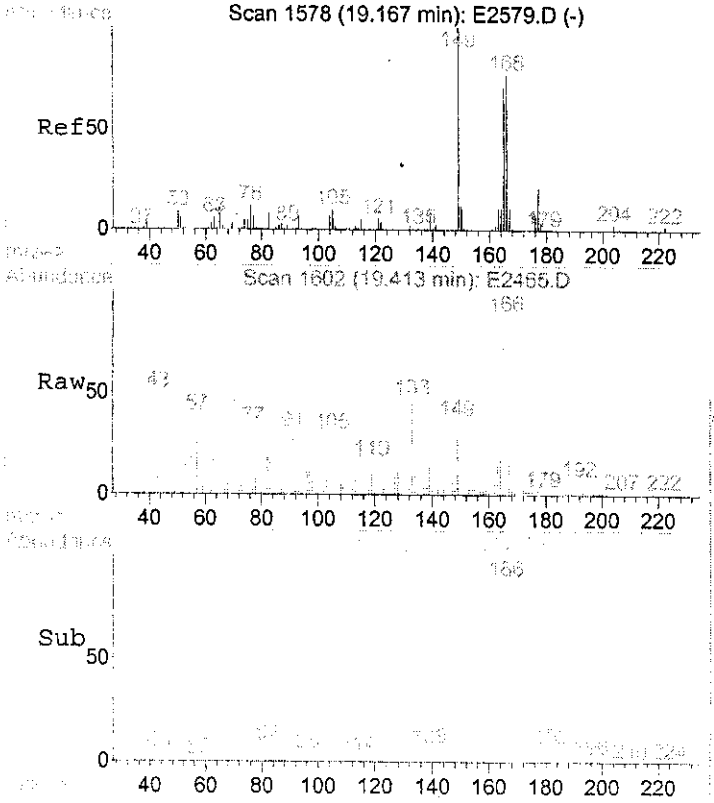

#52
Fluorene
Concen: 10.47 ul/l m
RT: 19.41 min Scan# 1602
Delta R.T. 0.03 min
Lab File: E2465.D
Acq: 7 Aug 2006 11:57 pm

Tgt Ion:166 Resp: 176025

Ion	Ratio	Lower	Upper
166	100		
165	6.4	69.8	109.8#
167	0.0	0.0	33.4

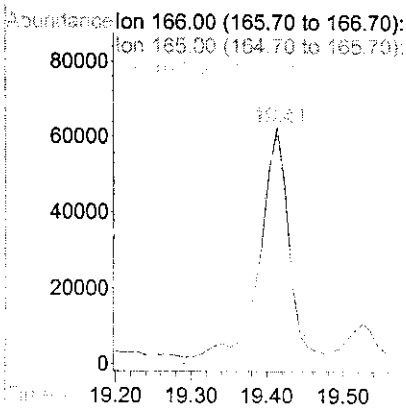

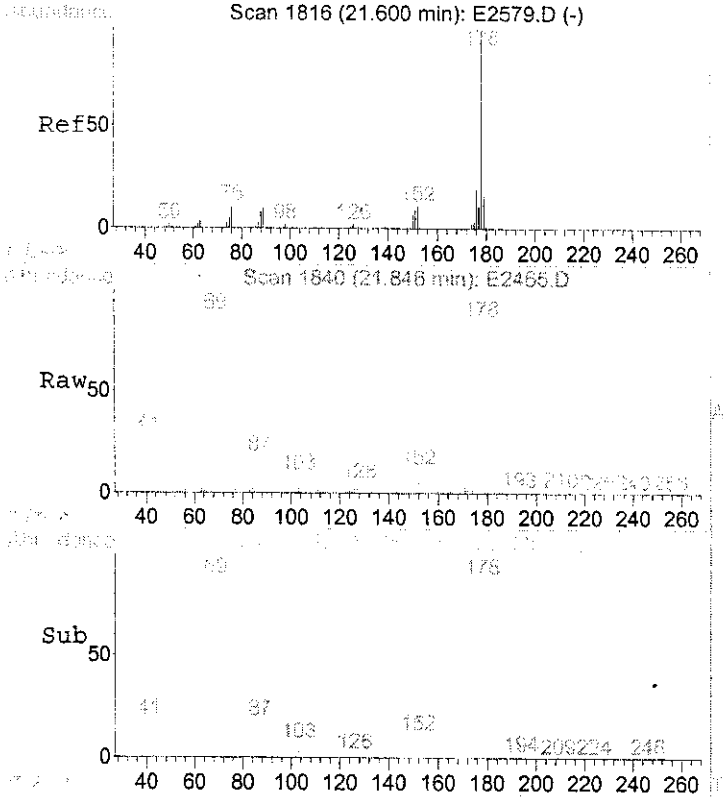

#64
Phenanthrene
Concen: 14.75 ul/l m
RT: 21.85 min Scan# 1840
Delta R.T. 0.02 min
Lab File: E2465.D
Acq: 7 Aug 2006 11:57 pm

Tgt Ion:178 Resp: 376882

Ion	Ratio	Lower	Upper
178	100		
179	3.2	0.0	35.3
176	0.2	0.0	38.3

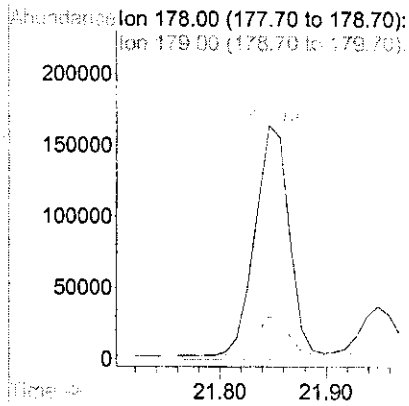

SV-165

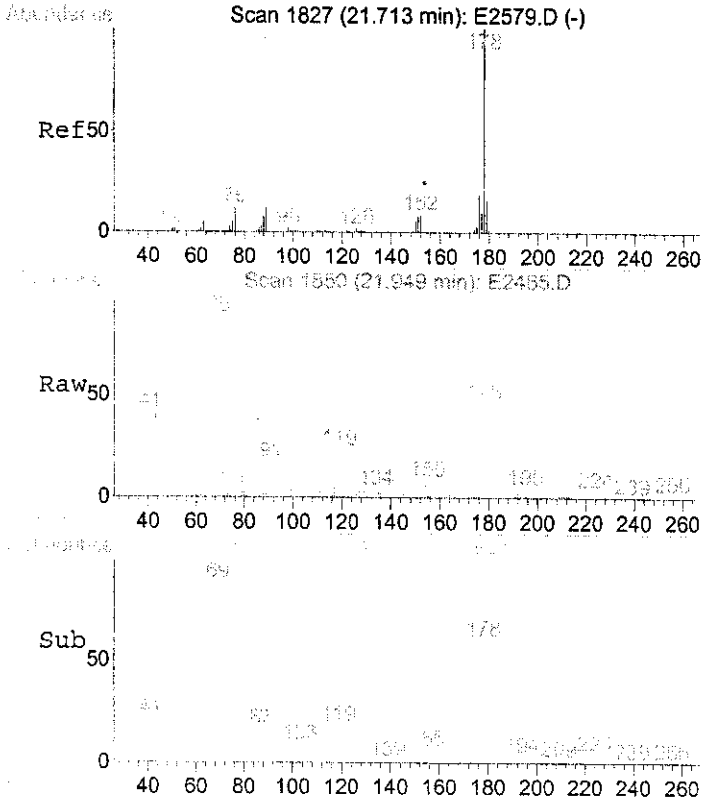

#65
Anthracene
Concen: 4.05 ul/l m
RT: 21.95 min Scan# 1850
Delta R.T. 0.01 min
Lab File: E2465.D
Acq: 7 Aug 2006 11:57 pm

Tgt Ion:178 Resp: 101637

Ion	Ratio	Lower	Upper
178	100		
179	5.2	0.0	35.4
176	0.8	0.0	37.9

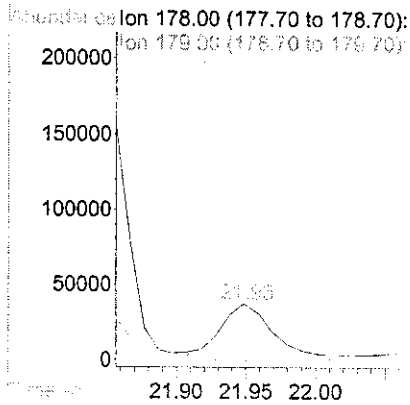

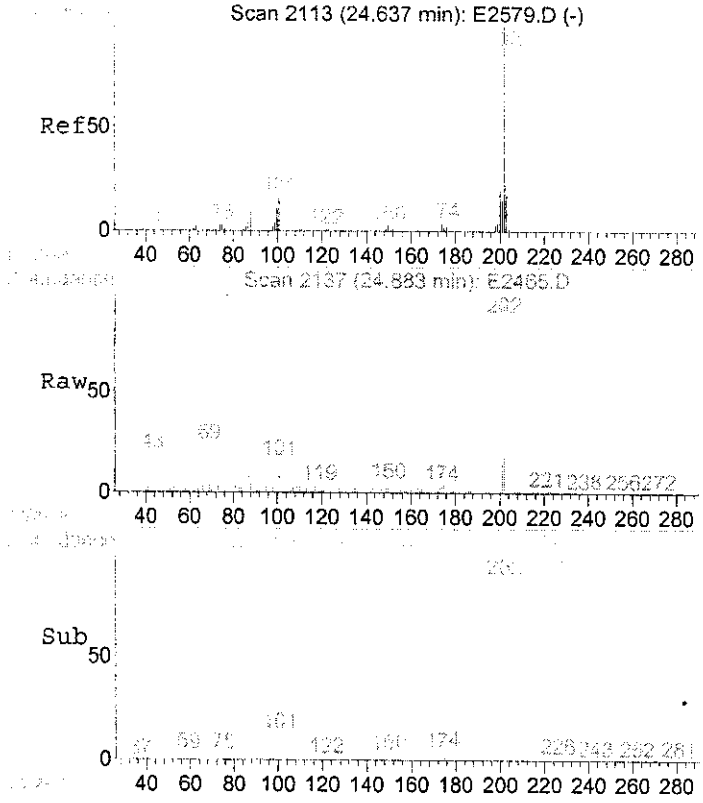

#67
Fluoranthene
Concen: 11.26 ul/l m
RT: 24.88 min Scan# 2137
Delta R.T. 0.02 min
Lab File: E2465.D
Acq: 7 Aug 2006 11:57 pm

Tgt Ion:202 Resp: 291325

Ion	Ratio	Lower	Upper
202	100		
101	0.0	0.0	37.9

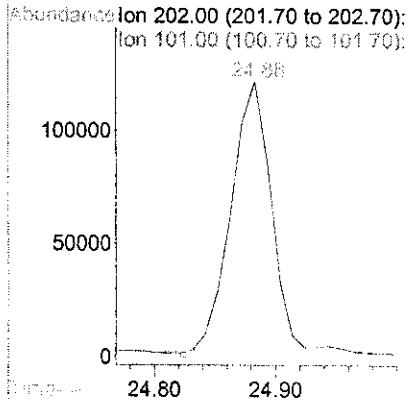

SV-166

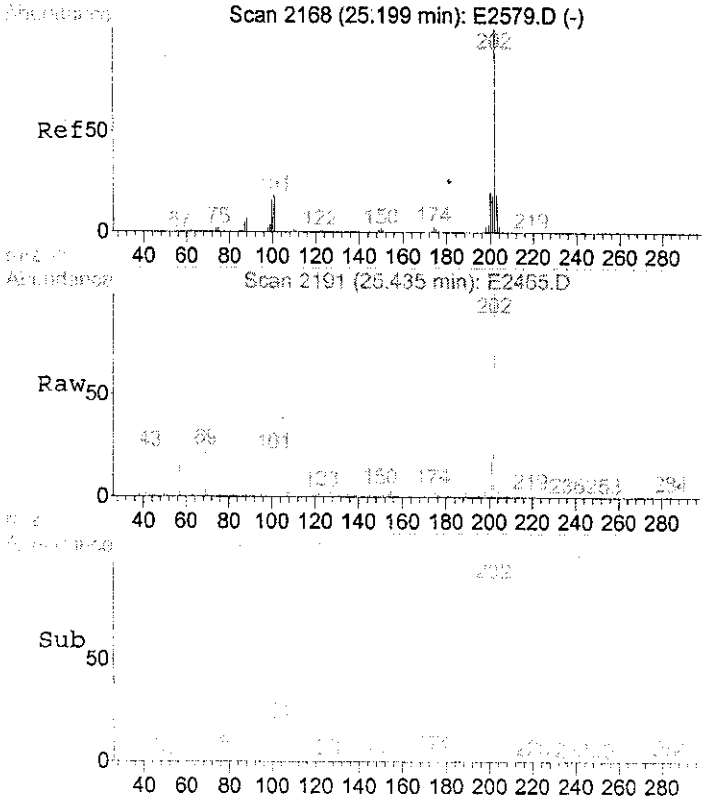

#70
Pyrene
Concen: 12.49 ul/l m
RT: 25.44 min Scan# 2191
Delta R.T. 0.00 min
Lab File: E2465.D
Acq: 7 Aug 2006 11:57 pm

Tgt Ion:202 Resp: 327333

Ion	Ratio	Lower	Upper
202	100		
101	1.3	0.8	40.8
100	0.3	0.0	36.9

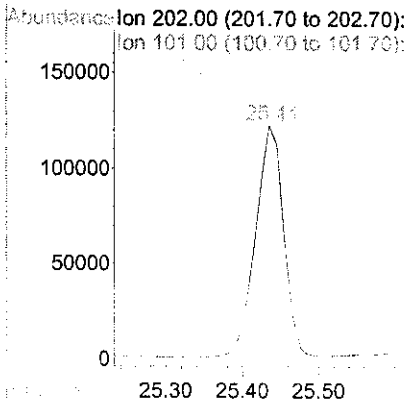

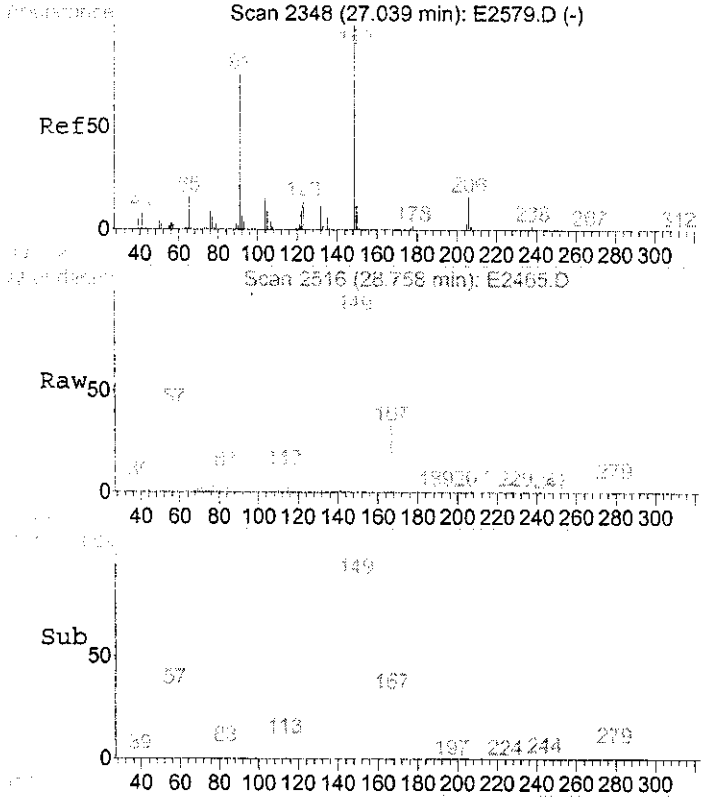

#72
Butylbenzylphthalate
Concen: 20.90 ul/l
RT: 28.76 min Scan# 2516
Delta R.T. 1.49 min
Lab File: E2465.D
Acq: 7 Aug 2006 11:57 pm

Tgt Ion:149 Resp: 353057

Ion	Ratio	Lower	Upper
149	100		
91	0.2	42.9	82.9#
206	0.1	0.0	37.3

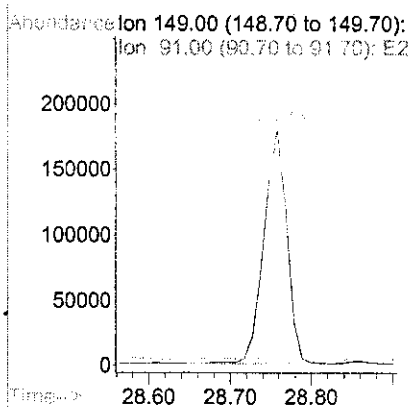

SV-167

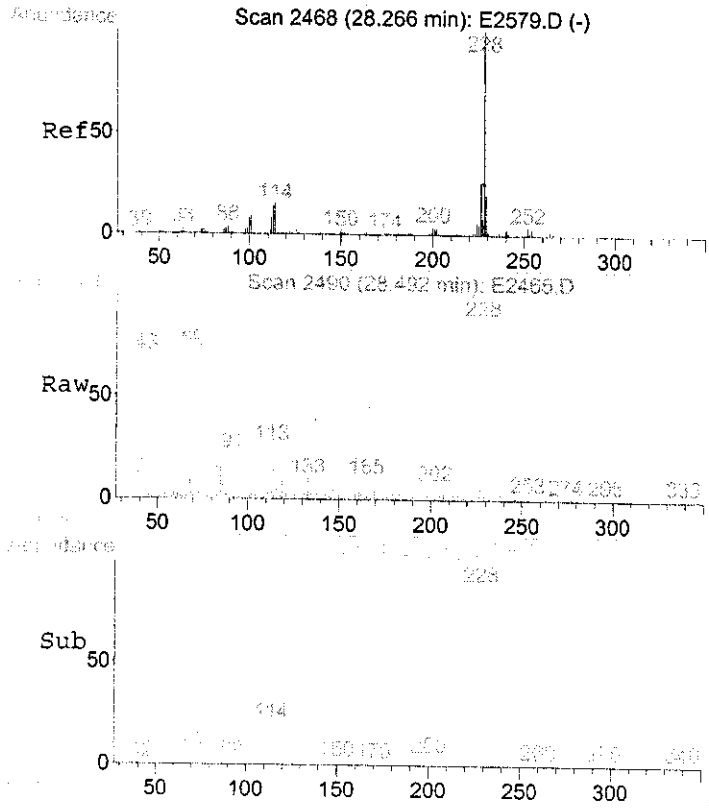

#74
Benzo[a]anthracene
Concen: 4.58 ul/l m
RT: 28.49 min Scan# 2490
Delta R.T. -0.01 min
Lab File: E2465.D
Acq: 7 Aug 2006 11:57 pm

Tgt Ion:228 Resp: 107449

Ion	Ratio	Lower	Upper
228	100		
229	2.4	0.0	39.9
226	1.5	6.3	46.3#

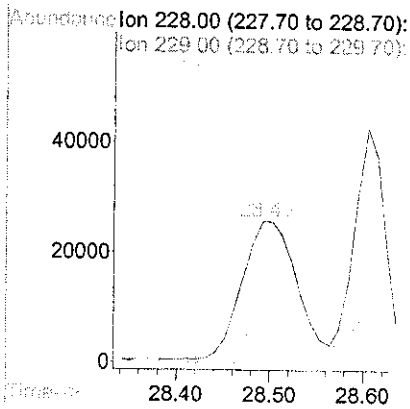

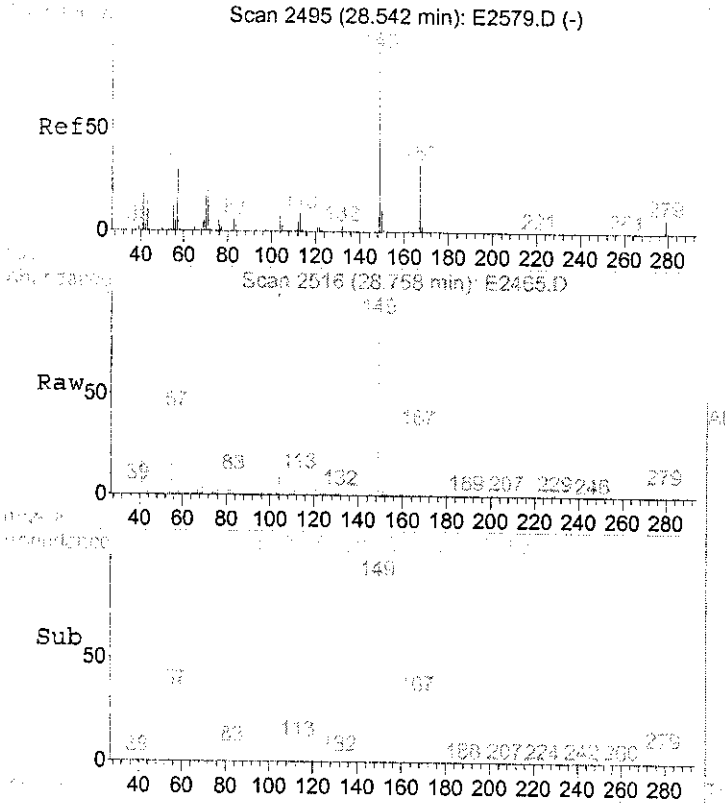

#75
bis(2-Ethylhexyl)phthalate
Concen: 17.68 ul/l m
RT: 28.76 min Scan# 2516
Delta R.T. 0.00 min
Lab File: E2465.D
Acq: 7 Aug 2006 11:57 pm

Tgt Ion:149 Resp: 376984

Ion	Ratio	Lower	Upper
149	100		
167	0.3	14.9	54.9#
279	0.0	0.0	24.8

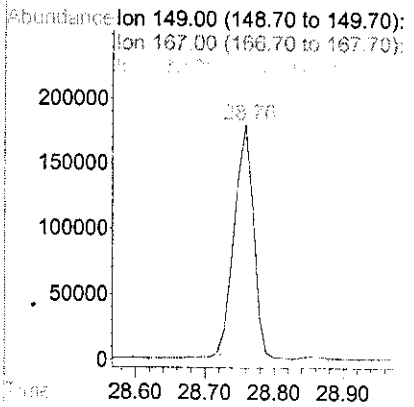

SV-168

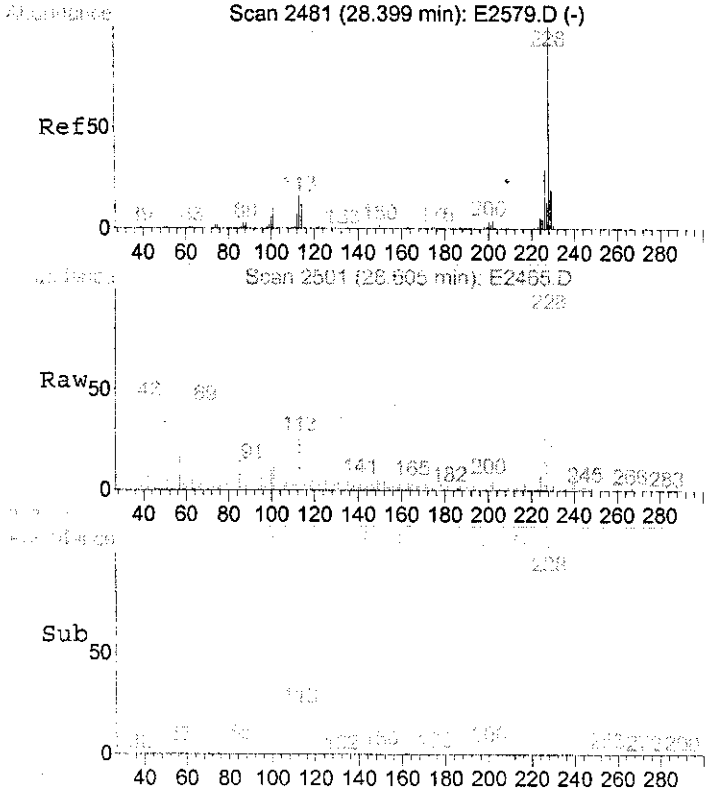

#76
Chrysene
Concen: 4.93 ul/l m
RT: 28.60 min Scan# 2501
Delta R.T. -0.05 min
Lab File: E2465.D
Acq: 7 Aug 2006 11:57 pm

Tgt Ion:228 Resp: 101474

Ion	Ratio	Lower	Upper
228	100		
226	1.2	8.7	48.7#
229	0.4	0.0	39.2

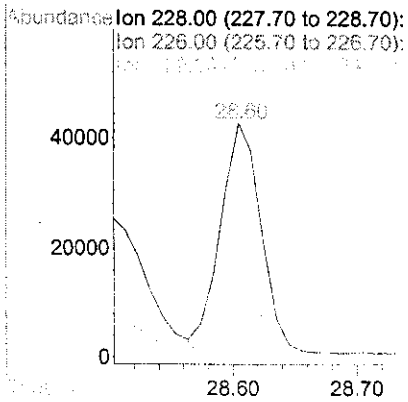

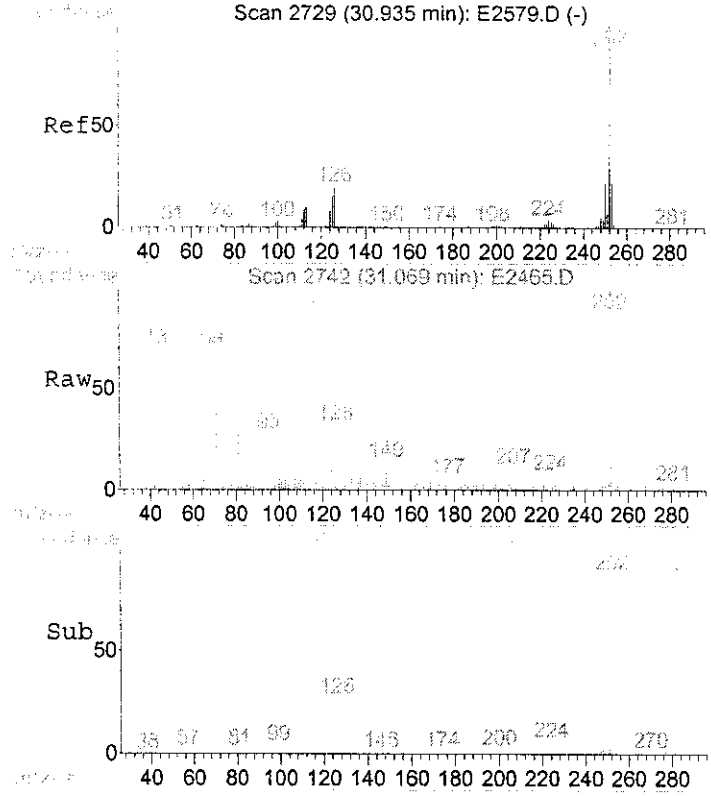

#79
Benzo[b]fluoranthene
Concen: 4.35 ul/l m
RT: 31.07 min Scan# 2742
Delta R.T. -0.12 min
Lab File: E2465.D
Acq: 7 Aug 2006 11:57 pm

Tgt Ion:252 Resp: 58135

Ion	Ratio	Lower	Upper
252	100		
253	0.4	1.6	41.6#
125	0.0	5.2	45.2#

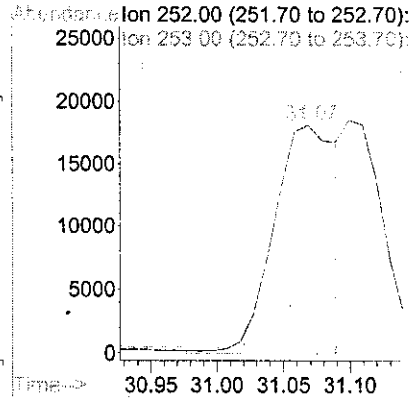

SV-169

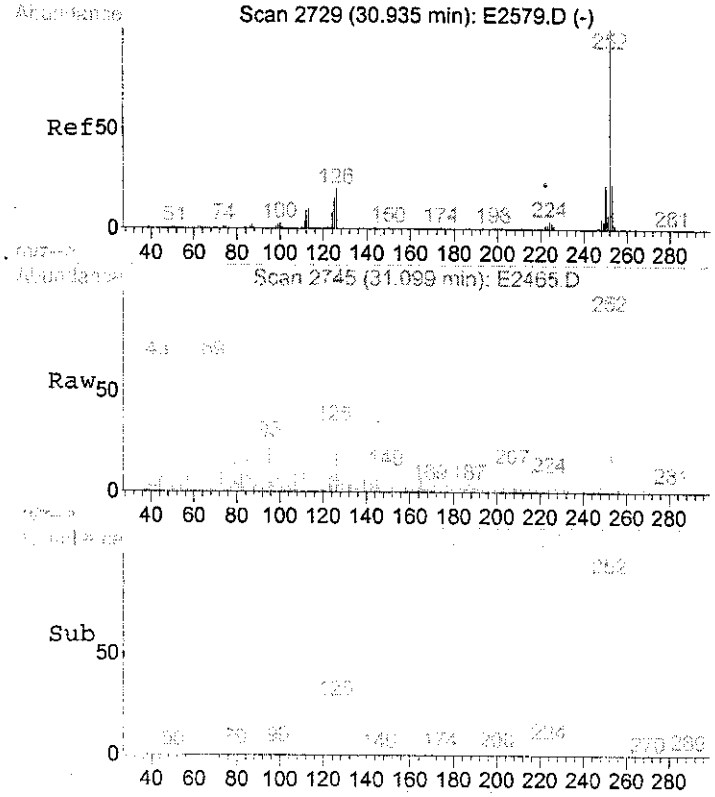

#80
Benzo[k]fluoranthene
Concen: 3.16 ul/l m
RT: 31.10 min Scan# 2745
Delta R.T. -0.09 min
Lab File: E2465.D
Acq: 7 Aug 2006 11:57 pm

Tgt Ion:252 Resp: 39640

Ion	Ratio	Lower	Upper
252	100		
253	0.5	2.1	42.1#
125	0.0	3.2	43.2#

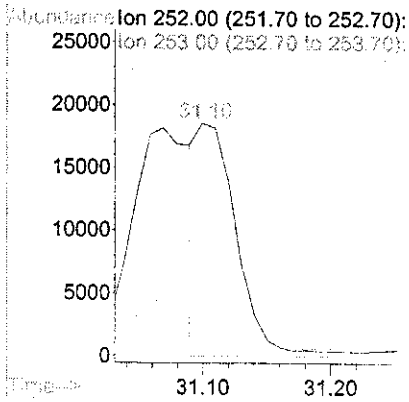

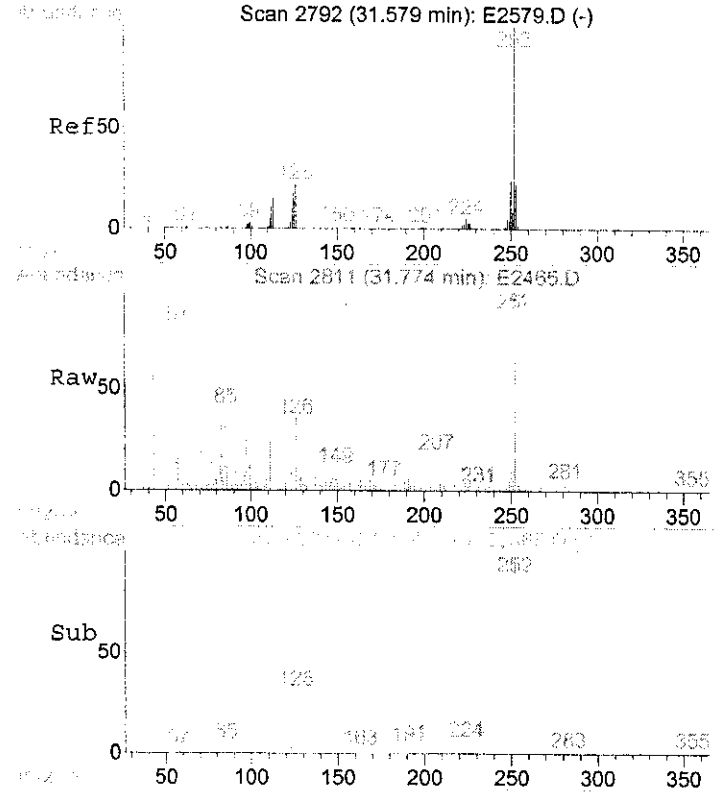

#81
Benzo[a]pyrene
Concen: 3.81 ul/l m
RT: 31.77 min Scan# 2811
Delta R.T. -0.05 min
Lab File: E2465.D
Acq: 7 Aug 2006 11:57 pm

Tgt Ion:252 Resp: 46367

Ion	Ratio	Lower	Upper
252	100		
253	0.6	2.0	42.0#
125	0.7	7.0	47.0#

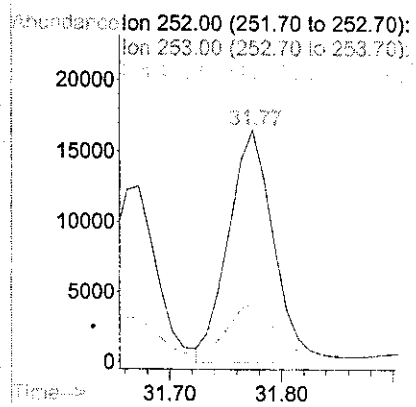

SV-170

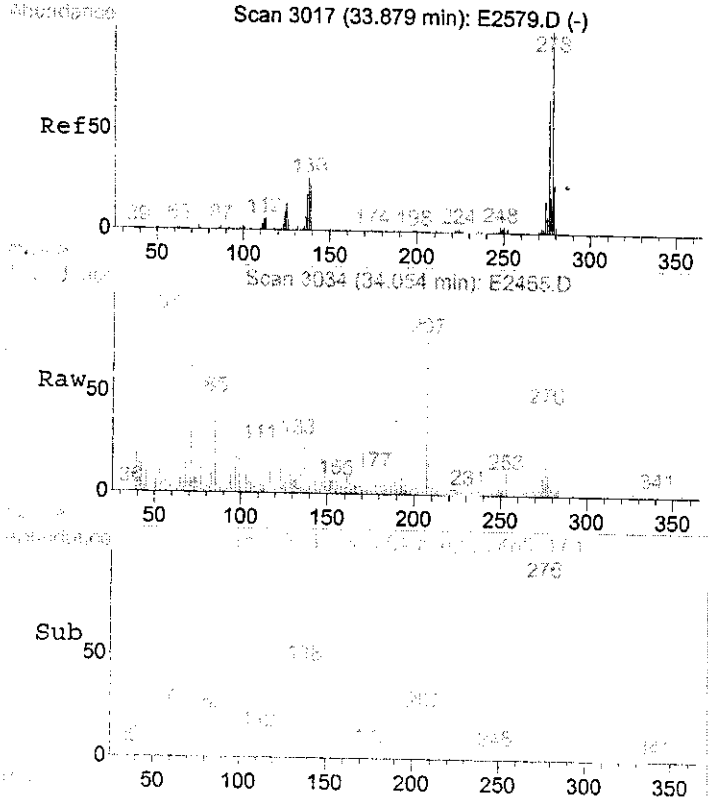

#82
Indeno[1,2,3-cd]pyrene
Concen: 1.02 ul/l m
RT: 34.05 min Scan# 3034
Delta R.T. -0.12 min
Lab File: E2465.D
Acq: 7 Aug 2006 11:57 pm

Tgt Ion:276 Resp: 12909

Ion	Ratio	Lower	Upper
276	100		
138	0.0	54.2	94.2#

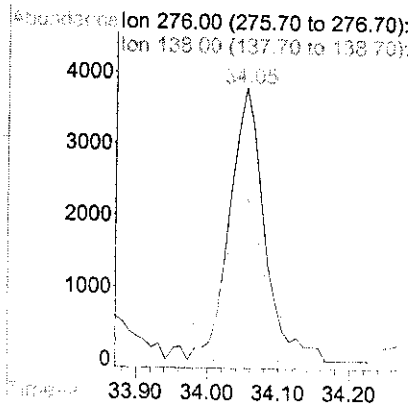

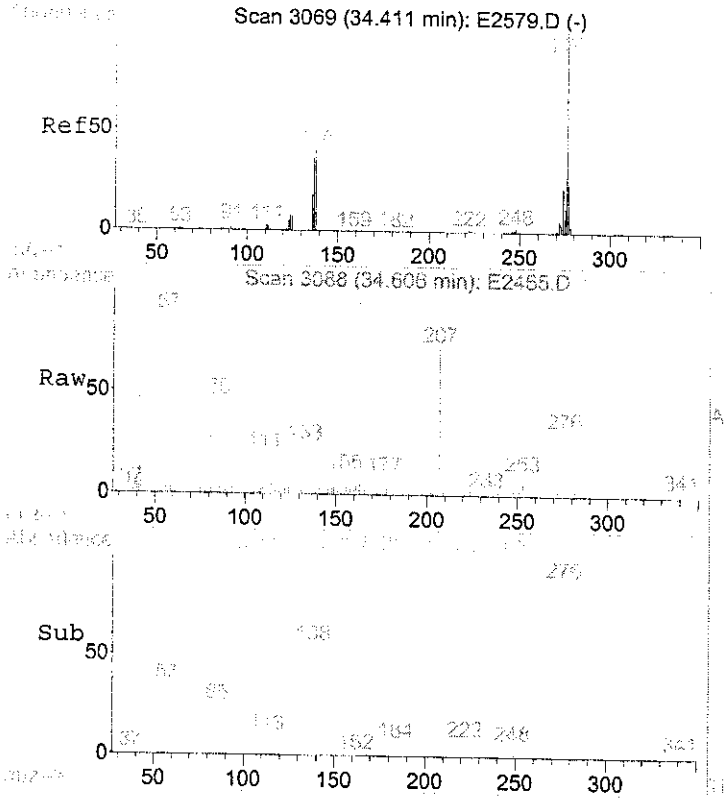

#84
Benzo[g,h,i]perylene
Concen: 1.00 ul/l m
RT: 34.61 min Scan# 3088
Delta R.T. -0.11 min
Lab File: E2465.D
Acq: 7 Aug 2006 11:57 pm

Tgt Ion:276 Resp: 10231

Ion	Ratio	Lower	Upper
276	100		
138	0.0	42.2	82.2#
277	0.0	3.7	43.7#

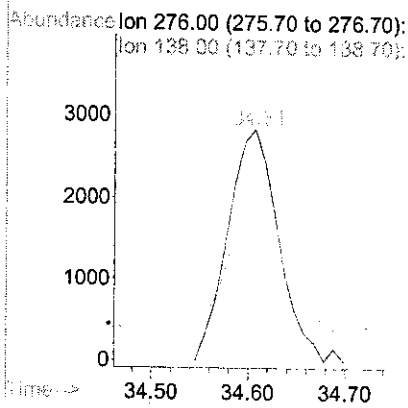

SV-171

Quantitation Report (QT Reviewed)

Data File : D:\E\DATA\AUG06\E0807\E2465.D Vial: 10
Acq On : 7 Aug 2006 11:57 pm Operator:
Sample : 0607276 Inst : GC/MS Ins
Misc : SOIL 2946 08/04/06 MW14 Multiplr: 1.00
MS Integration Params: rteint.p
Quant Time: Aug 16 15:21 2006 Quant Results File: SVE80720.RES

Quant Method : D:\E\METHODS\SVE80720.M (RTE Integrator)
Title : SEMI-VOA 8270 CALIBRATION HP5971BE
Last Update : Mon Aug 07 17:04:44 2006
Response via : Initial Calibration
DataAcq Meth : SVE80720

Internal Standards	R.T.	QIon	Response	Conc	Units	Dev(Min)
1) 1,4-Dichlorobenzene-d4	10.55	152	177196	40.00	ul/l	0.31
19) Naphthalene-d8	13.68	136	803101m	40.00	ul/l	0.21
34) Acenaphthene-d10	18.07	164	540629m	40.00	ul/l	0.07
55) Phenanthrene-d10	21.81	188	862011m	40.00	ul/l	0.05
68) Chrysene-d12	28.56	240	638747m	40.00	ul/l	0.00
77) Perylene-d12	31.94	264	382083m	40.00	ul/l	-0.02

System Monitoring Compounds						
4) 2-Fluorophenol	7.66	112	395892m	61.54	ul/l	0.36
Spiked Amount 200.000	Range 25 - 121		Recovery = 30.77%			
6) Phenol-d5	10.10	99	277934m	32.43	ul/l	0.39
Spiked Amount 200.000	Range 24 - 113		Recovery = 16.22%#(P)			
20) Nitrobenzene-d5	12.06	82	489866	54.38	ul/l	0.31
Spiked Amount 100.000	Range 23 - 120		Recovery = 54.38%			
38) 2-Fluorobiphenyl	16.43	172	1121073m	67.65	ul/l	0.10
Spiked Amount 100.000	Range 30 - 115		Recovery = 67.65%			
54) 2,4,6-Tribromophenol	20.16	330	341799m	164.03	ul/l	0.09
Spiked Amount 200.000	Range 19 - 122		Recovery = 82.02%			
71) Terphenyl-d14	25.95	244	1500362m	90.43	ul/l	0.05
Spiked Amount 100.000	Range 18 - 137		Recovery = 90.43%			

Target Compounds						Qvalue
16) 3&4-Methylphenol	11.83	108	822044	123.07	ul/l	87
24) 2,4-Dimethylphenol	12.95	107	610595m	75.07	ul/l	
29) Naphthalene	13.77	128	25160287m	1265.38	ul/l	
33) 2-Methylnaphthalene	15.54	142	12922584m	967.33	ul/l	
52) Fluorene	19.41	166	176025m	10.47	ul/l	
64) Phenanthrene	21.85	178	376882m	14.75	ul/l	
65) Anthracene	21.95	178	101637m	4.05	ul/l	
67) Fluoranthene	24.88	202	291325m	11.26	ul/l	
70) Pyrene	25.44	202	327333m	12.49	ul/l	
72) Butylbenzylphthalate	28.76	149	353057	20.90	ul/l #	28
74) Benzo[a]anthracene	28.49	228	107449m	4.58	ul/l	
75) bis(2-Ethylhexyl)phthalate	28.76	149	376984m	17.68	ul/l	
76) Chrysene	28.60	228	101474m	4.93	ul/l	
79) Benzo[b]fluoranthene	31.07	252	58135m	4.35	ul/l	
80) Benzo[k]fluoranthene	31.10	252	39640m	3.16	ul/l	
81) Benzo[a]pyrene	31.77	252	46367m	3.81	ul/l	
82) Indeno[1,2,3-cd]pyrene	34.05	276	12909m	1.02	ul/l	
84) Benzo[g,h,i]perylene	34.61	276	10231m	1.00	ul/l	

SV-172

(#) = qualifier out of range (m) = manual integration
E2465.D SVE80720.M Wed Aug 16 15:23:40 2006

Quantitation Report

Data File : D:\E\DATA\AUG06\E0809\E2485.D Vial: 5
Acq On : 9 Aug 2006 6:23 pm Operator:
Sample : 0607276DL Inst : GC/MS Ins
Misc : WATER 2946 08/04/06 MW14DL Multiplr: 10.00
MS Integration Params: rteint.p
Quant Time: Aug 16 15:19 2006 Quant Results File: SVE80720.RES

Method : D:\E\METHODS\SVE80720.M (RTE Integrator)
Title : SEMI-VOA 8270 CALIBRATION HP5971BE
Last Update : Mon Aug 14 12:53:56 2006
Response via : Initial Calibration

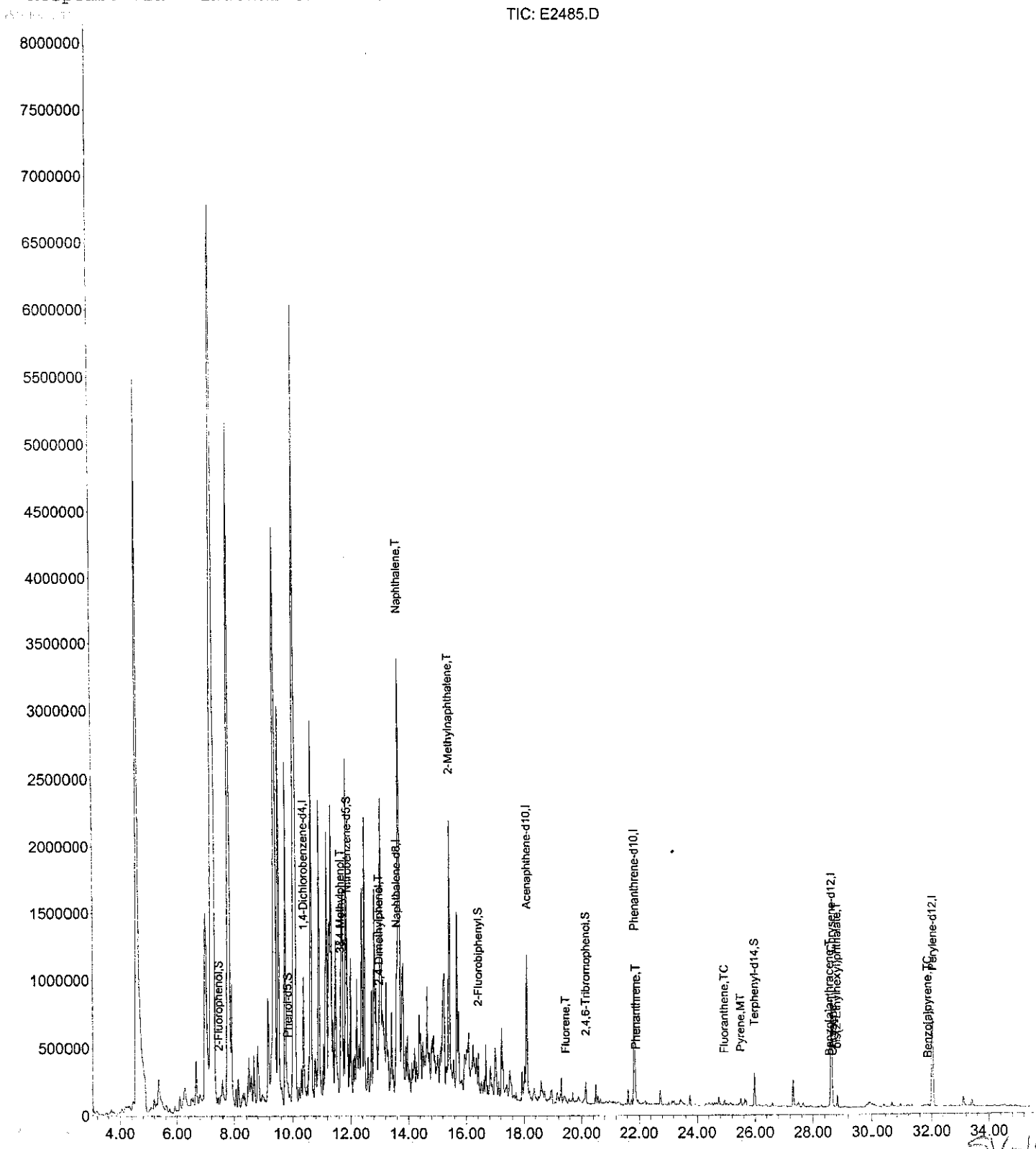

SV-173

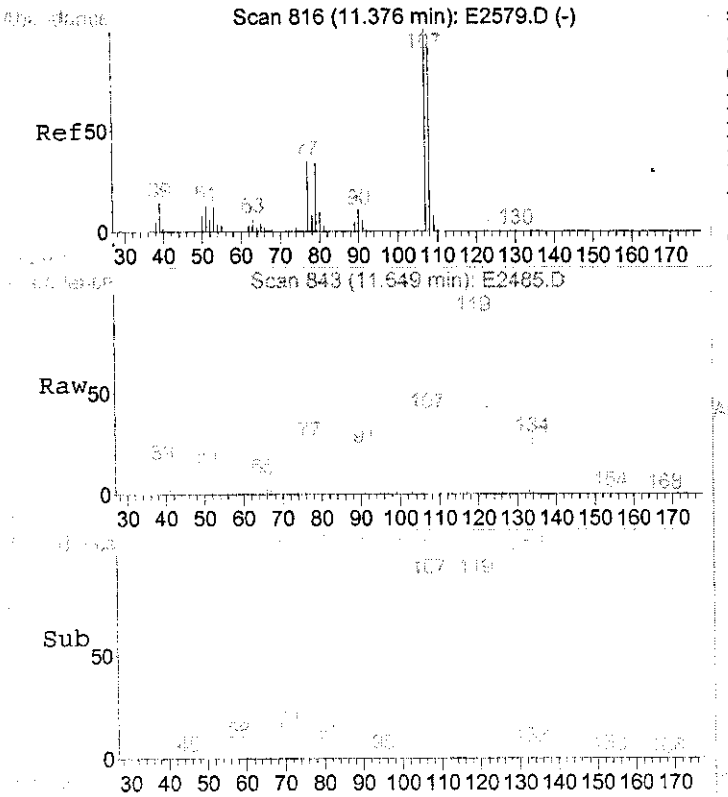

#16
3&4-Methylphenol
Concen: 15.23 ul/l
RT: 11.65 min Scan# 843
Delta R.T. -0.01 min
Lab File: E2485.D
Acq: 9 Aug 2006 6:23 pm

Tgt Ion:108 Resp: 124949

Ion	Ratio	Lower	Upper
108	100		
107	119.5	84.2	124.2

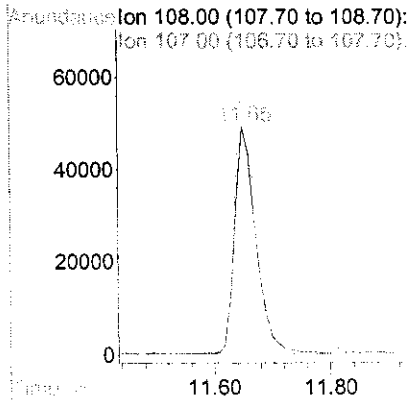

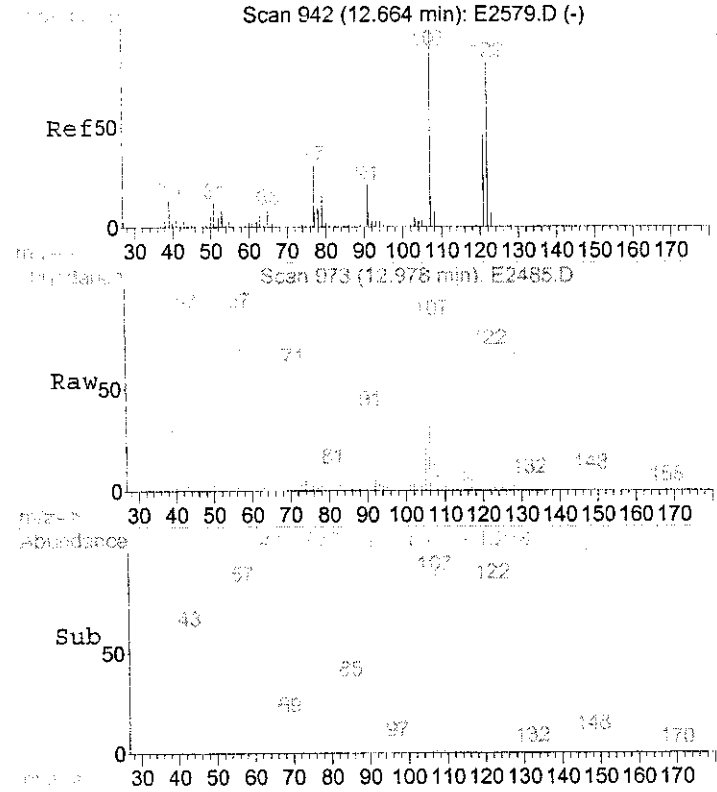

#24
2,4-Dimethylphenol
Concen: 13.09 ul/l
RT: 12.98 min Scan# 973
Delta R.T. 0.02 min
Lab File: E2485.D
Acq: 9 Aug 2006 6:23 pm

Tgt Ion:107 Resp: 127138

Ion	Ratio	Lower	Upper
107	100		
121	31.5	31.9	71.9#
122	65.8	77.4	117.4#

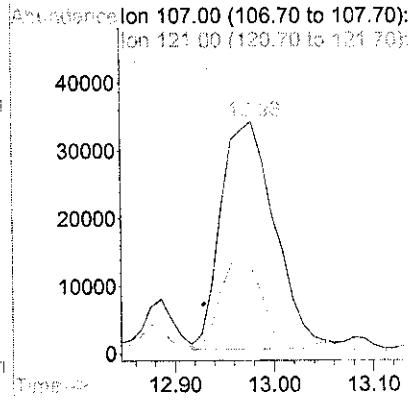

SV-174

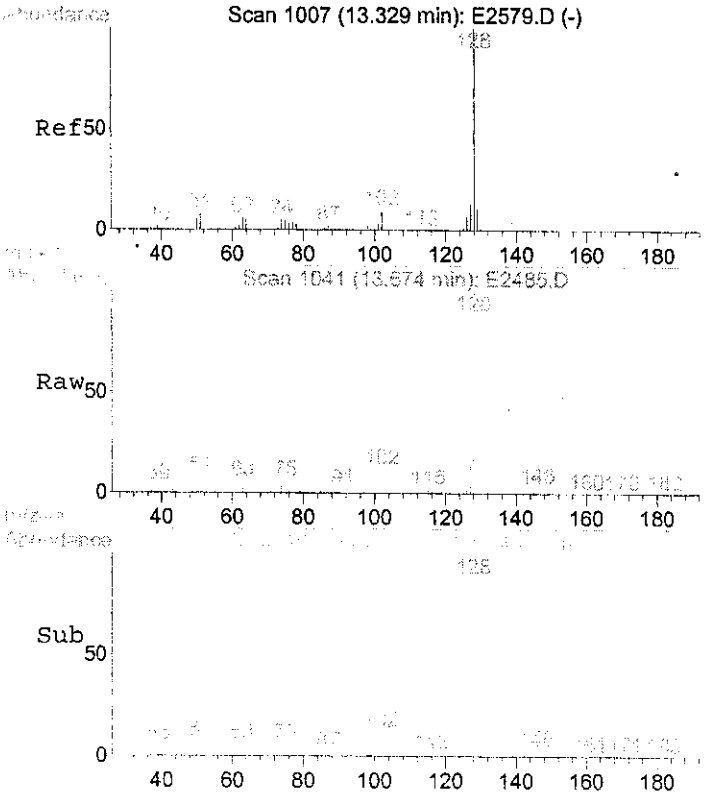

#29
Naphthalene
Concen: 159.68 ul/l m
RT: 13.67 min Scan# 1041
Delta R.T. 0.04 min
Lab File: E2485.D
Acq: 9 Aug 2006 6:23 pm

Tgt Ion:128 Resp: 3792123

Ion	Ratio	Lower	Upper
128	100		
129	12.8	0.0	31.2
127	14.2	0.0	32.6

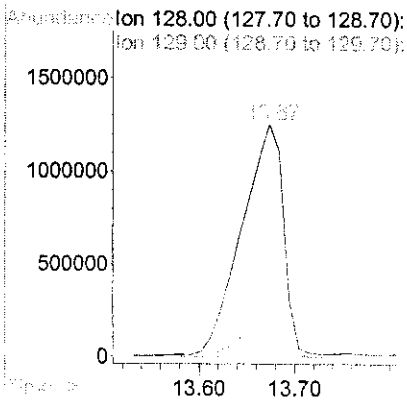

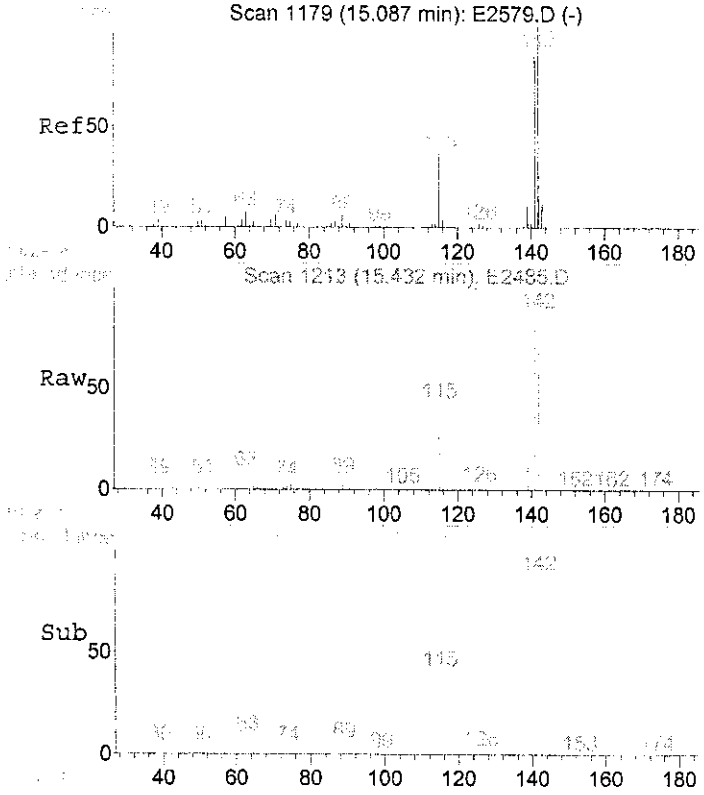

#33
2-Methylnaphthalene
Concen: 102.41 ul/l
RT: 15.43 min Scan# 1213
Delta R.T. 0.03 min
Lab File: E2485.D
Acq: 9 Aug 2006 6:23 pm

Tgt Ion:142 Resp: 1633990

Ion	Ratio	Lower	Upper
142	100		
141	85.9	63.5	103.5

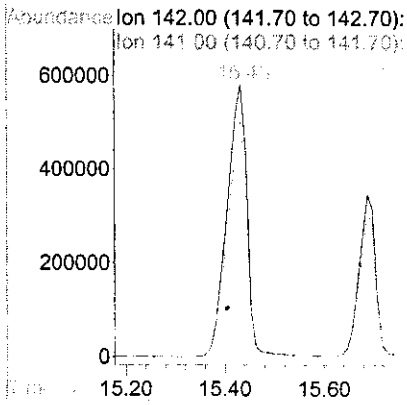

SV-105

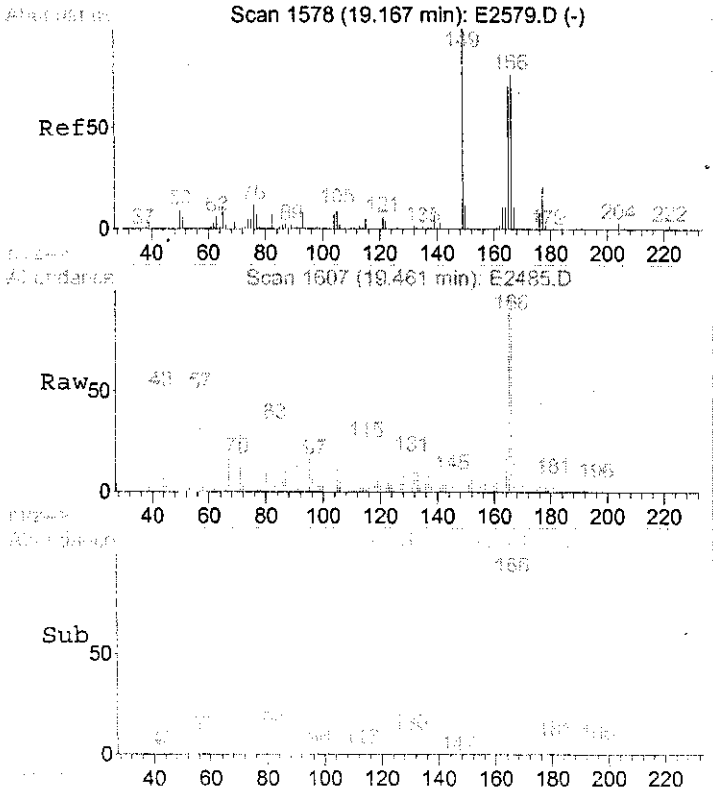

#52
Fluorene
Concen: 1.08 ul/l
RT: 19.46 min Scan# 1607
Delta R.T. -0.04 min
Lab File: E2485.D
Acq: 9 Aug 2006 6:23 pm

Tgt Ion:166 Resp: 18402

Ion	Ratio	Lower	Upper
166	100		
165	121.1	69.8	109.8#
167	27.4	0.0	33.4

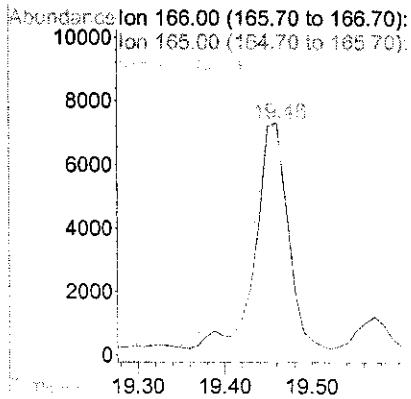

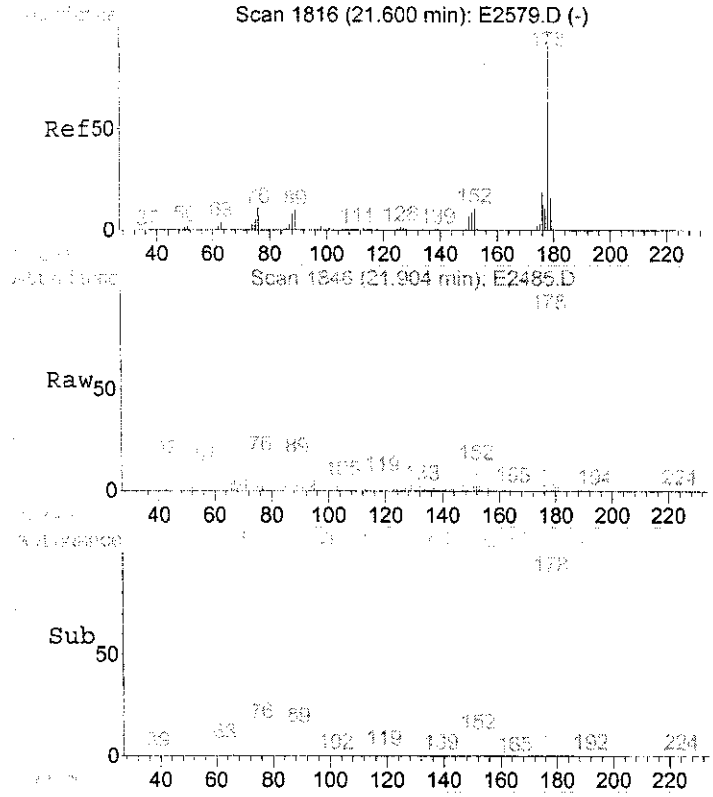

#64
Phenanthrene
Concen: 1.75 ul/l
RT: 21.90 min Scan# 1846
Delta R.T. -0.04 min
Lab File: E2485.D
Acq: 9 Aug 2006 6:23 pm

Tgt Ion:178 Resp: 44396

Ion	Ratio	Lower	Upper
178	100		
179	20.4	0.0	35.3
176	21.5	0.0	38.3

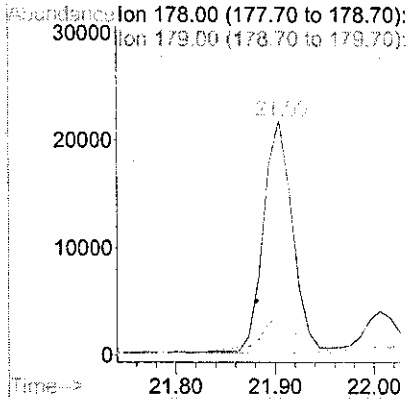

SV-176

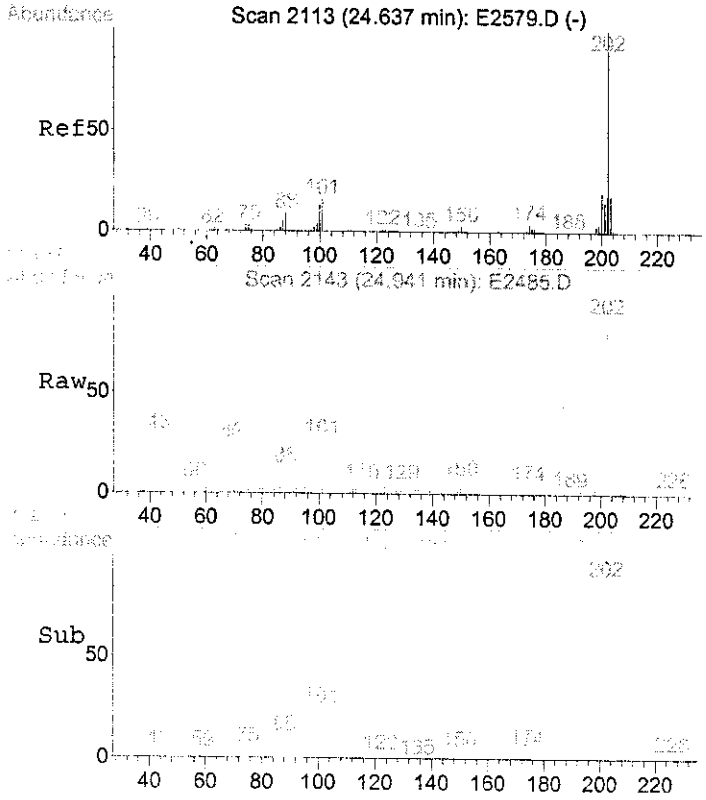

#67
Fluoranthene
Concen: 1.32 ul/l
RT: 24.94 min Scan# 2143
Delta R.T. -0.04 min
Lab File: E2485.D
Acq: 9 Aug 2006 6:23 pm

Tgt Ion:202 Resp: 33921

Ion	Ratio	Lower	Upper
202	100		
101	22.4	0.0	37.9

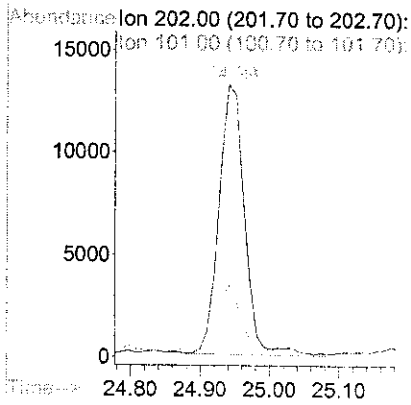

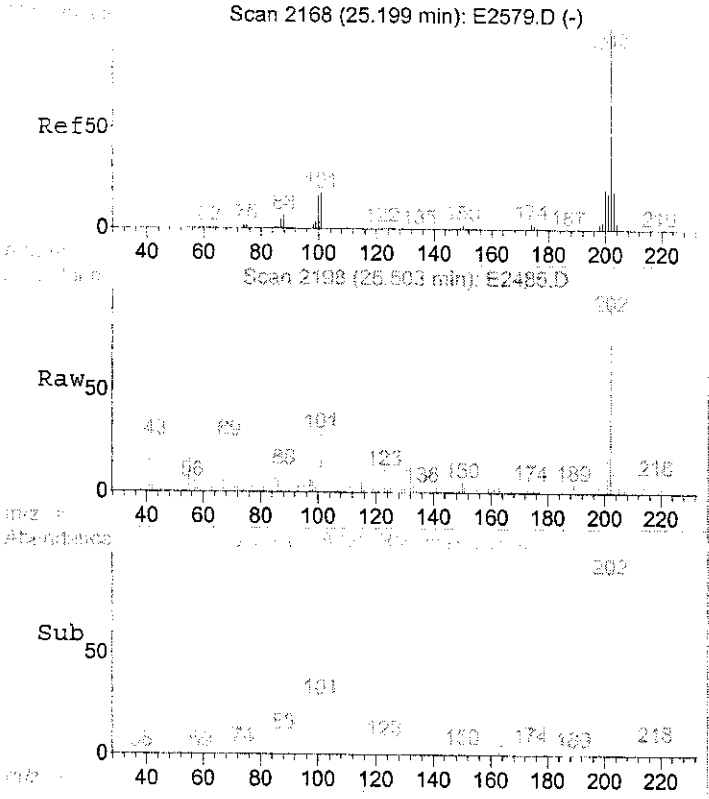

#70
Pyrene
Concen: 1.40 ul/l
RT: 25.50 min Scan# 2198
Delta R.T. -0.05 min
Lab File: E2485.D
Acq: 9 Aug 2006 6:23 pm

Tgt Ion:202 Resp: 40362

Ion	Ratio	Lower	Upper
202	100		
101	28.0	0.8	40.8
100	26.6	0.0	36.9

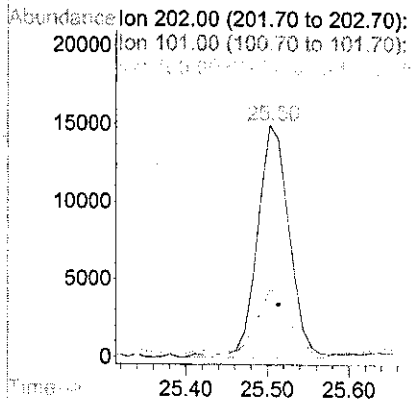

SV-177

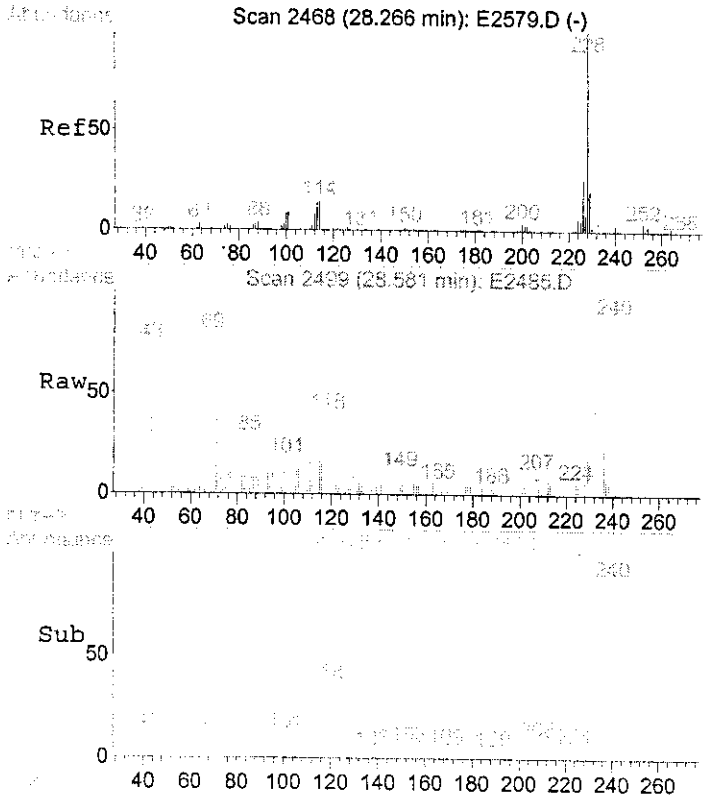

#74
Benzo[a]anthracene
Concen: 0.56 ul/l
RT: 28.58 min Scan# 2499
Delta R.T. -0.05 min
Lab File: E2485.D
Acq: 9 Aug 2006 6:23 pm

Tgt Ion:228 Resp: 14310

Ion	Ratio	Lower	Upper
228	100		
229	27.8	0.0	39.9
226	27.0	6.3	46.3

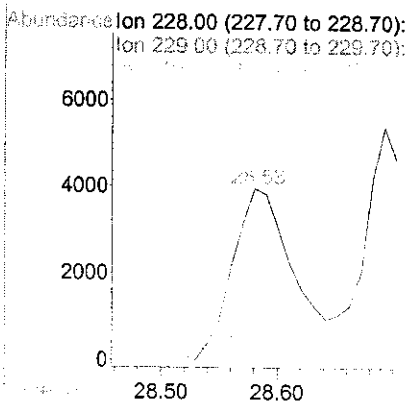

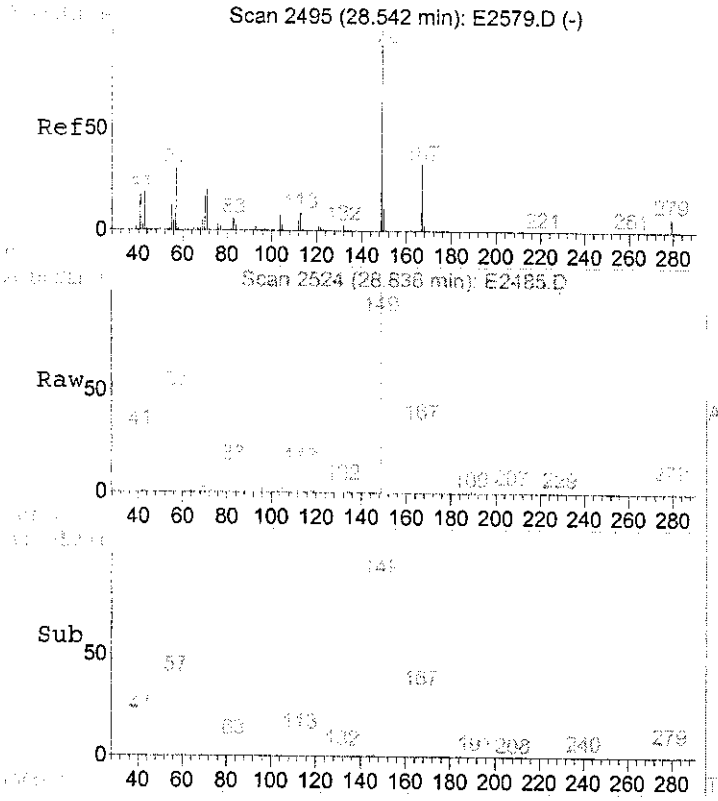

#75
bis(2-Ethylhexyl)phthalate
Concen: 2.01 ul/l
RT: 28.84 min Scan# 2524
Delta R.T. -0.03 min
Lab File: E2485.D
Acq: 9 Aug 2006 6:23 pm

Tgt Ion:149 Resp: 47031

Ion	Ratio	Lower	Upper
149	100		
167	35.4	14.9	54.9
279	4.3	0.0	24.8

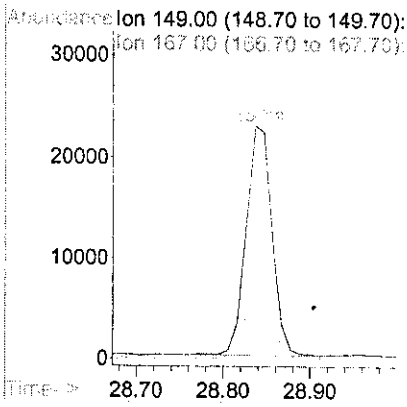

SV-178

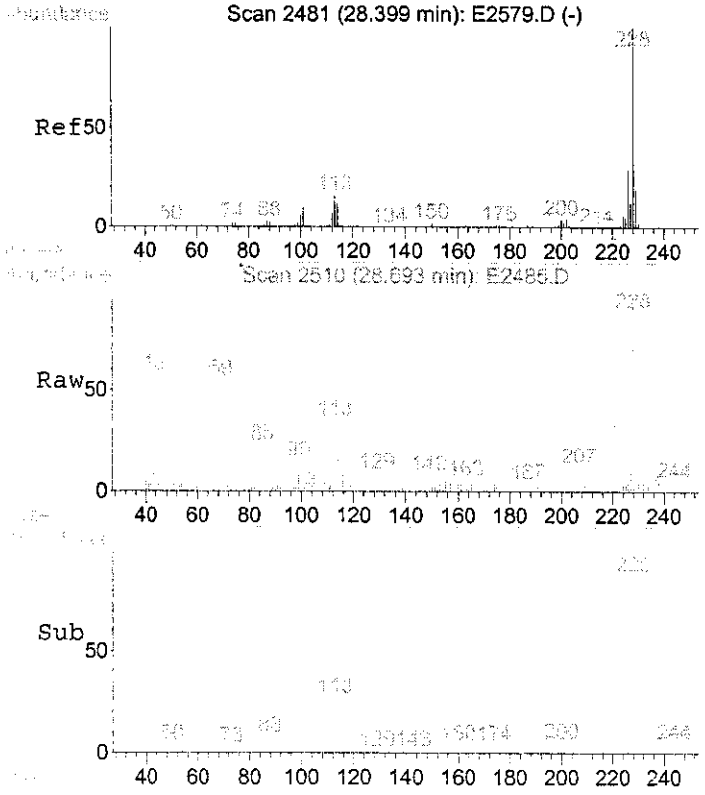

#76
Chrysene
Concen: 0.64 ul/l
RT: 28.69 min Scan# 2510
Delta R.T. -0.08 min
Lab File: E2485.D
Acq: 9 Aug 2006 6:23 pm

Tgt Ion:228 Resp: 14487

Ion	Ratio	Lower	Upper
228	100		
226	27.4	8.7	48.7
229	29.4	0.0	39.2

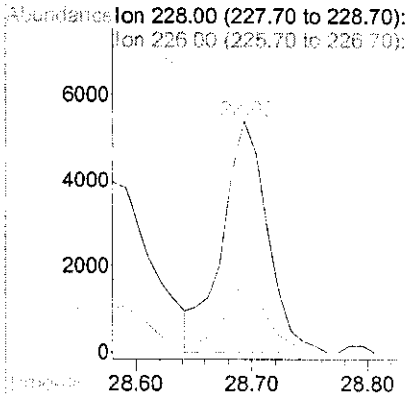

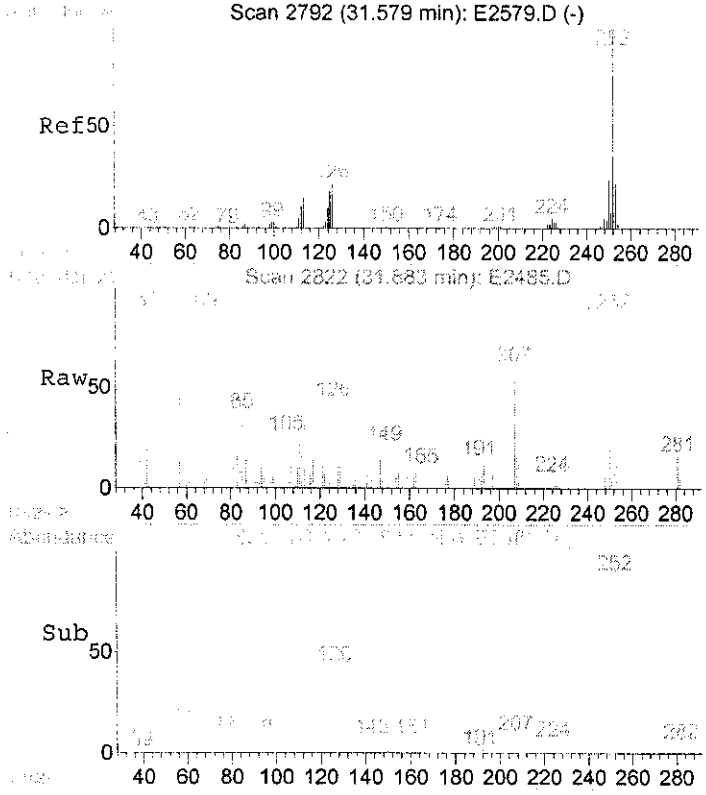

#81
Benzo[a]pyrene
Concen: 0.43 ul/l
RT: 31.88 min Scan# 2822
Delta R.T. -0.07 min
Lab File: E2485.D
Acq: 9 Aug 2006 6:23 pm

Tgt Ion:252 Resp: 9050

Ion	Ratio	Lower	Upper
252	100		
253	22.1	2.0	42.0
125	30.7	7.0	47.0

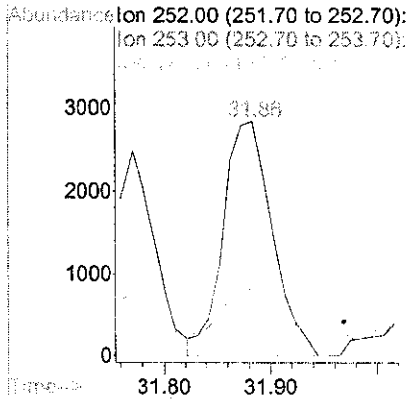

SV-129

Quantitation Report (QT Reviewed)

Data File : D:\E\DATA\AUG06\E0809\E2485.D
Acq On : 9 Aug 2006 6:23 pm
Sample : 0607276DL
Misc : WATER 2946 08/04/06 MW14DL
MS Integration Params: rteint.p
Quant Time: Aug 16 15:19 2006

Vial: 5
Operator:
Inst : GC/MS Ins
Multiplr: 10.00
Quant Results File: SVE80720.RES

Quant Method : D:\E\METHODS\SVE80720.M (RTE Integrator)
Title : SEMI-VOA 8270 CALIBRATION HP5971BE
Last Update : Wed Aug 09 14:27:39 2006
Response via : Initial Calibration
DataAcq Meth : SVE80720

Internal Standards	R.T.	QIon	Response	Conc	Units	Dev(Min)
1) 1,4-Dichlorobenzene-d4	10.38	152	217626	40.00	ul/l	0.02
19) Naphthalene-d8	13.59	136	959179m	40.00	ul/l	0.00
34) Acenaphthene-d10	18.11	164	548958	40.00	ul/l	-0.01
55) Phenanthrene-d10	21.86	188	855824	40.00	ul/l	-0.01
68) Chrysene-d12	28.65	240	700065	40.00	ul/l	-0.04
77) Perylene-d12	32.06	264	660894	40.00	ul/l	-0.03

System Monitoring Compounds

4) 2-Fluorophenol	7.46	112	43558m	55.13	ul/l	0.04
Spiked Amount 200.000	Range 21 - 100		Recovery = 27.57%			
6) Phenol-d5	9.84	99	46031	43.73	ul/l	0.02
Spiked Amount 200.000	Range 10 - 94		Recovery = 21.86%			
20) Nitrobenzene-d5	11.88	82	88617	82.36	ul/l	0.02
Spiked Amount 100.000	Range 35 - 114		Recovery = 82.36%			
38) 2-Fluorobiphenyl	16.42	172	145160	86.27	ul/l	-0.02
Spiked Amount 100.000	Range 43 - 116		Recovery = 86.27%			
54) 2,4,6-Tribromophenol	20.16	330	27625	130.56	ul/l	-0.03
Spiked Amount 200.000	Range 10 - 123		Recovery = 65.28%			
71) Terphenyl-d14	25.98	244	154627	85.03	ul/l	-0.03
Spiked Amount 100.000	Range 33 - 141		Recovery = 85.03%			

Target Compounds						Qvalue
16) 3&4-Methylphenol	11.65	108	124949	15.23	ul/l	85
24) 2,4-Dimethylphenol	12.98	107	127138	13.09	ul/l #	69
29) Naphthalene	13.67	128	3792123m	159.68	ul/l	
33) 2-Methylnaphthalene	15.43	142	1633990	102.41	ul/l	97
52) Fluorene	19.46	166	18402	1.08	ul/l #	66
64) Phenanthrene	21.90	178	44396	1.75	ul/l	90
67) Fluoranthene	24.94	202	33921	1.32	ul/l	90
70) Pyrene	25.50	202	40362	1.40	ul/l	81
74) Benzo[a]anthracene	28.58	228	14310	0.56	ul/l	92
75) bis(2-Ethylhexyl)phthalate	28.84	149	47031	2.01	ul/l	99
76) Chrysene	28.69	228	14487	0.64	ul/l	89
81) Benzo[a]pyrene	31.88	252	9050	0.43	ul/l	96

SV-180

(#) = qualifier out of range (m) = manual integration

Quantitation Report

Data File : D:\E\DATA\AUG06\E0807\E2461.D
Acq On : 7 Aug 2006 8:58 pm
Sample : 0607277
Misc : SOIL 2946 08/04/06 MW15
MS Integration Params: rteint.p
Quant Time: Aug 10 16:12 2006

Vial: 6
Operator:
Inst : GC/MS Ins
Multiplr: 1.00
Quant Results File: SVE80720.RES

Method : D:\E\METHODS\SVE80720.M (RTE Integrator)
Title : SEMI-VOA 8270 CALIBRATION HP5971BE
Last Update : Wed Aug 09 14:27:39 2006
Response via : Initial Calibration

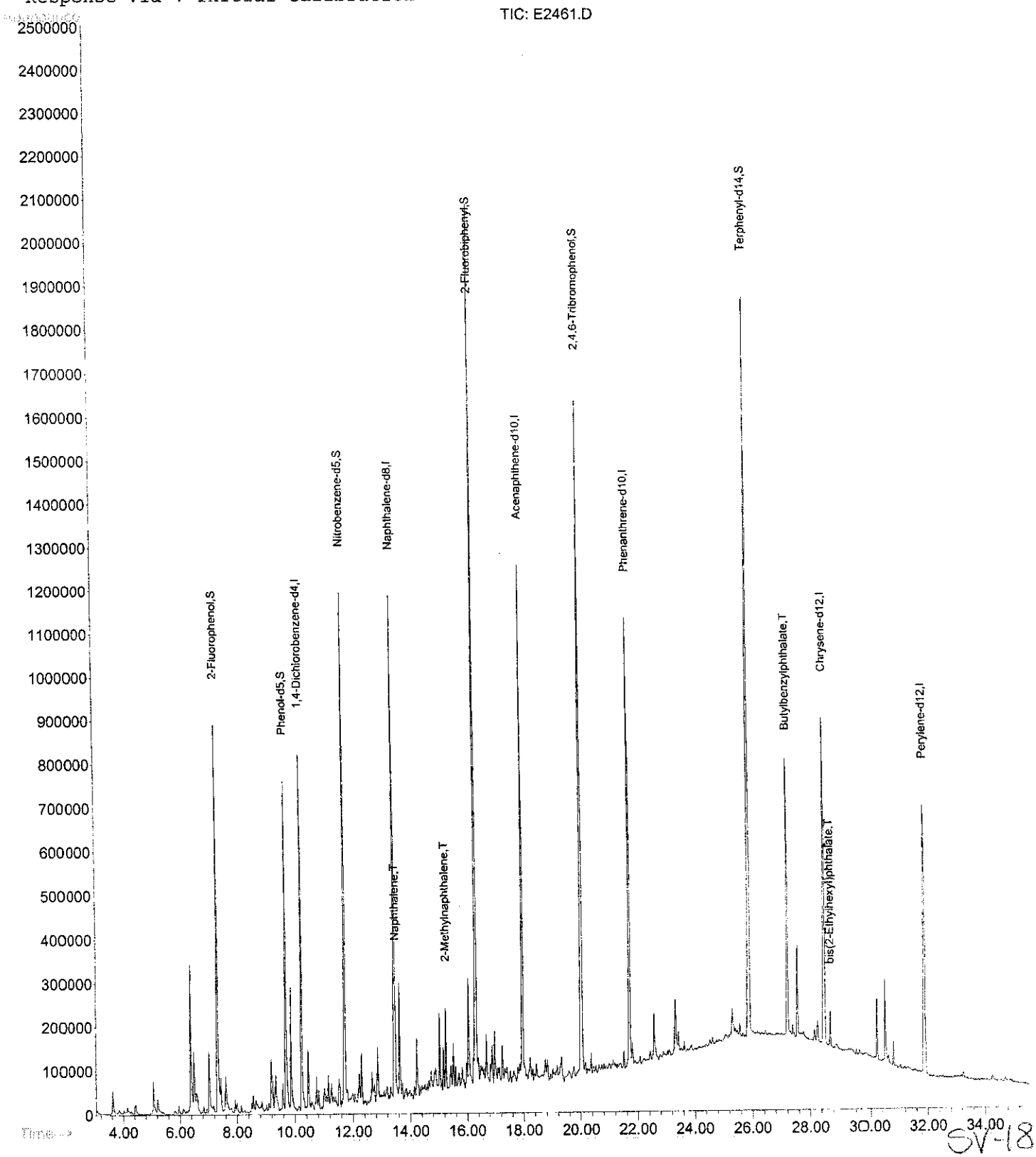

SV-181

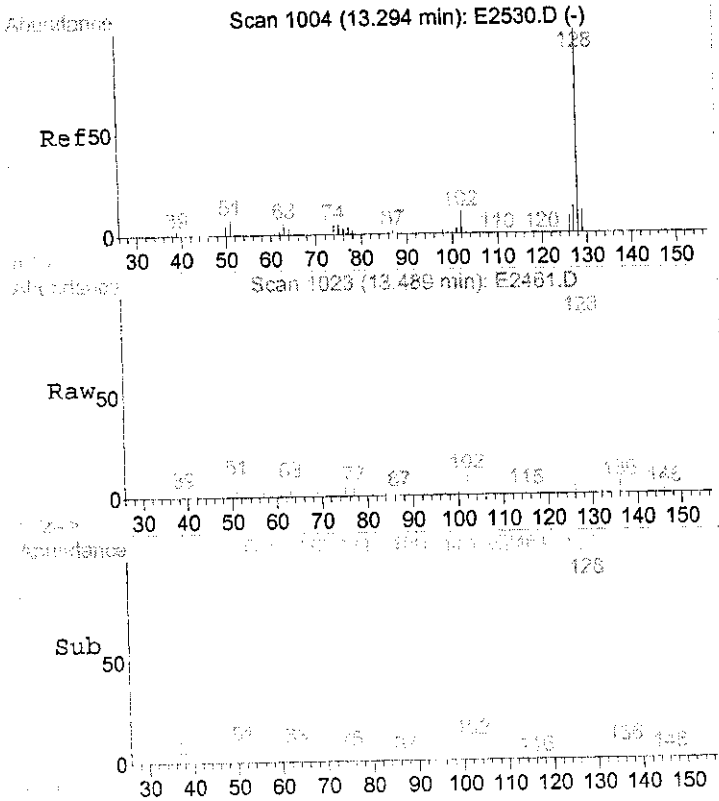

#29
Naphthalene
Concen: 6.21 ul/l
RT: 13.49 min Scan# 1023
Delta R.T. -0.03 min
Lab File: E2461.D
Acq: 7 Aug 2006 8:58 pm

Tgt Ion:128 Resp: 184736

Ion	Ratio	Lower	Upper
128	100		
129	11.8	0.0	31.2
127	13.3	0.0	32.6

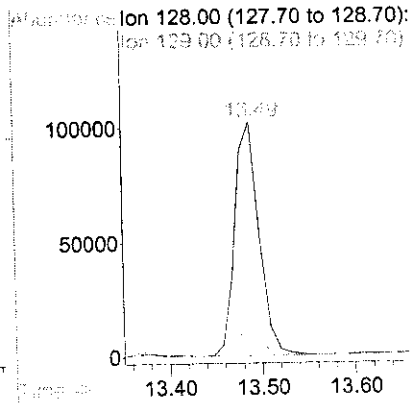

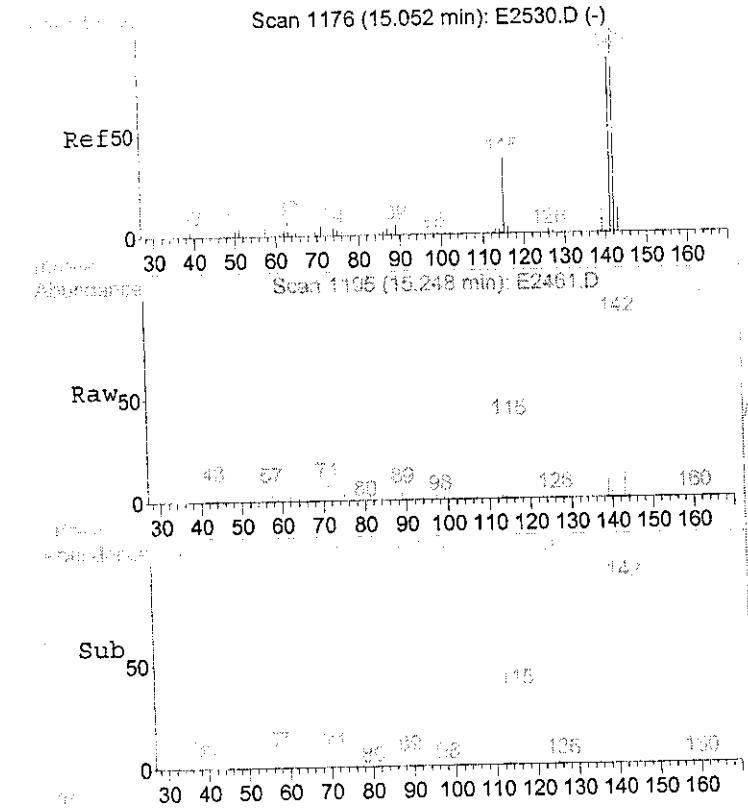

#33
2-Methylnaphthalene
Concen: 5.44 ul/l
RT: 15.25 min Scan# 1195
Delta R.T. -0.03 min
Lab File: E2461.D
Acq: 7 Aug 2006 8:58 pm

Tgt Ion:142 Resp: 108632

Ion	Ratio	Lower	Upper
142	100		
141	84.6	63.5	103.5

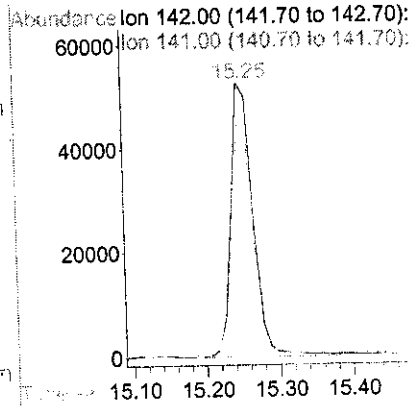

SV-182

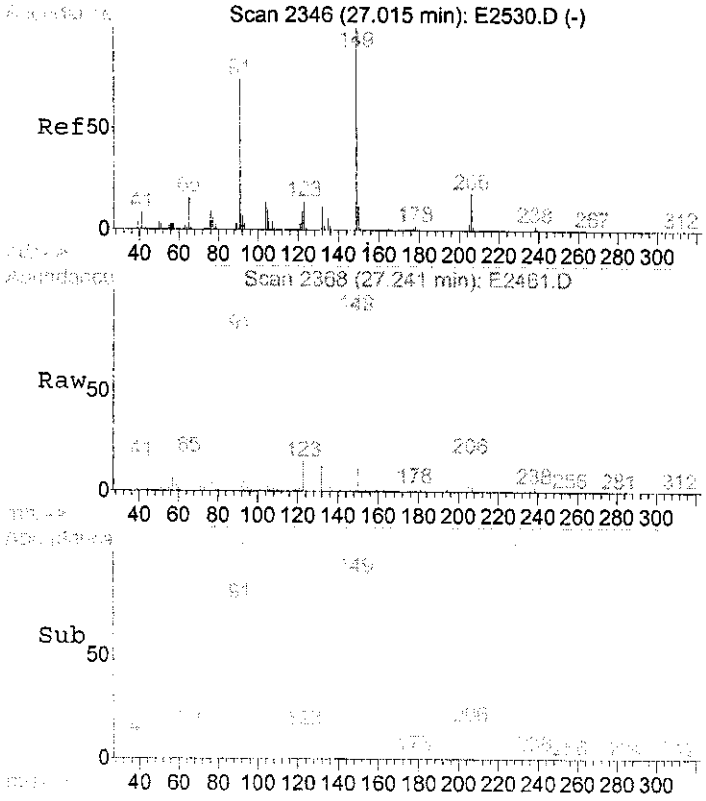

#72
Butylbenzylphthalate
Concen: 16.49 ul/l
RT: 27.24 min Scan# 2368
Delta R.T. -0.02 min
Lab File: E2461.D
Acq: 7 Aug 2006 8:58 pm

Tgt Ion:149 Resp: 297469

Ion	Ratio	Lower	Upper
149	100		
91	78.2	42.9	82.9
206	15.8	0.0	37.3

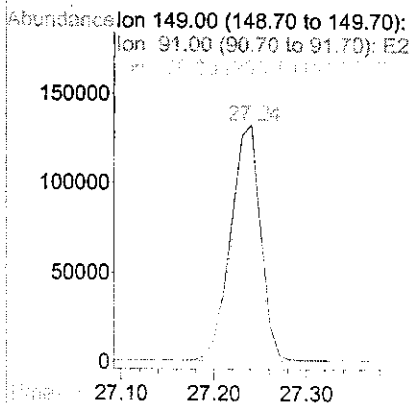

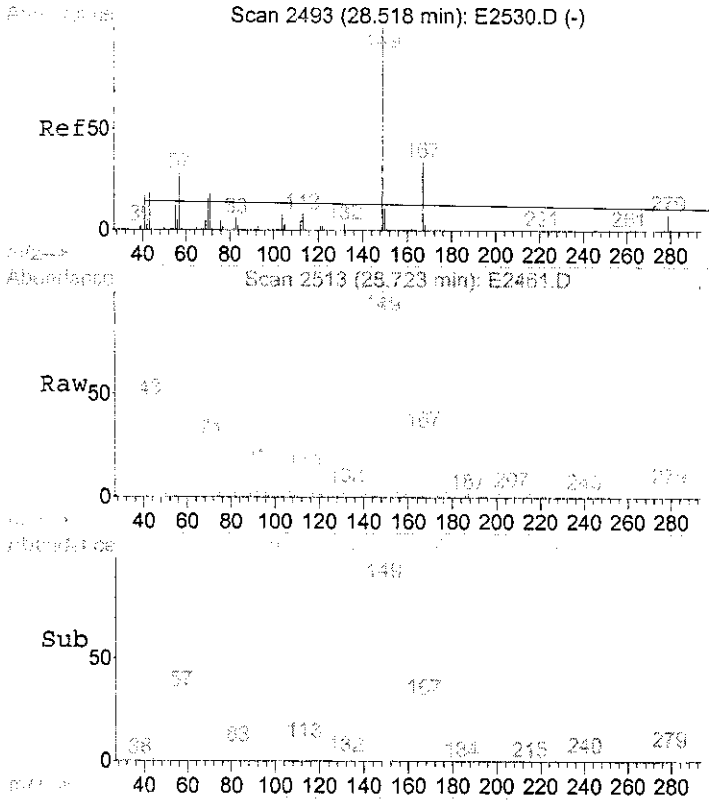

#75
bis(2-Ethylhexyl)phthalate
Concen: 1.91 ul/l
RT: 28.72 min Scan# 2513
Delta R.T. -0.03 min
Lab File: E2461.D
Acq: 7 Aug 2006 8:58 pm

Tgt Ion:149 Resp: 43581

Ion	Ratio	Lower	Upper
149	100		
167	30.4	14.9	54.9
279	4.7	0.0	24.8

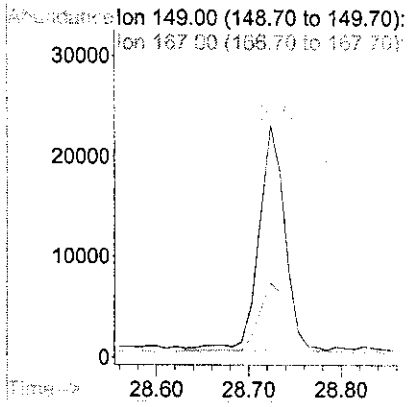

SV-183

Quantitation Report (QT Reviewed)

Data File : D:\E\DATA\AUG06\E0807\E2461.D
Acq On : 7 Aug 2006 8:58 pm
Sample : 0607277
Misc : SOIL 2946 08/04/06 MW15
MS Integration Params: rteint.p
Quant Time: Aug 10 16:12 2006

Vial: 6
Operator:
Inst : GC/MS Ins
Multiplr: 1.00
Quant Results File: SVE80720.RES

Quant Method : D:\E\METHODS\SVE80720.M (RTE Integrator)
Title : SEMI-VOA 8270 CALIBRATION HP5971BE
Last Update : Mon Aug 07 17:04:44 2006
Response via : Initial Calibration
DataAcq Meth : SVE80720

Internal Standards	R.T.	QIon	Response	Conc	Units	Dev(Min)
1) 1,4-Dichlorobenzene-d4	10.23	152	267344	40.00	ul/l	-0.01
19) Naphthalene-d8	13.45	136	1200825	40.00	ul/l	-0.02
34) Acenaphthene-d10	17.98	164	628579	40.00	ul/l	-0.02
55) Phenanthrene-d10	21.73	188	926177	40.00	ul/l	-0.02
68) Chrysene-d12	28.53	240	682122	40.00	ul/l	-0.04
77) Perylene-d12	31.91	264	603043	40.00	ul/l	-0.04

System Monitoring Compounds

4) 2-Fluorophenol	7.31	112	628977	64.80	ul/l	0.02
Spiked Amount 200.000	Range 25 - 121		Recovery = 32.40%			
6) Phenol-d5	9.69	99	628913	48.64	ul/l	-0.02
Spiked Amount 200.000	Range 24 - 113		Recovery = 24.32%			
20) Nitrobenzene-d5	11.73	82	932045	69.19	ul/l	-0.02
Spiked Amount 100.000	Range 23 - 120		Recovery = 69.19%			
38) 2-Fluorobiphenyl	16.31	172	1475334	76.58	ul/l	-0.01
Spiked Amount 100.000	Range 30 - 115		Recovery = 76.58%			
54) 2,4,6-Tribromophenol	20.06	330	476539	196.69	ul/l	0.00
Spiked Amount 200.000	Range 19 - 122		Recovery = 98.34%			
71) Terphenyl-d14	25.91	244	1708947	96.45	ul/l	0.02
Spiked Amount 100.000	Range 18 - 137		Recovery = 96.45%			

Target Compounds						Qvalue
29) Naphthalene	13.49	128	184736	6.21	ul/l	98
33) 2-Methylnaphthalene	15.25	142	108632	5.44	ul/l	99
72) Butylbenzylphthalate	27.24	149	297469	16.49	ul/l	84
75) bis(2-Ethylhexyl)phthalate	28.72	149	43581	1.91	ul/l	93

SV-184

(#) = qualifier out of range (m) = manual integration
E2461.D SVE80720.M Mon Aug 14 16:13:33 2006

Quantitation Report

Data File : D:\E\DATA\AUG06\E0807\E2462.D
Acq On : 7 Aug 2006 9:42 pm
Sample : 0607278
Misc : SOIL 2946 08/04/06 MW16
MS Integration Params: rteint.p
Quant Time: Aug 10 16:14 2006

Vial: 7
Operator:
Inst : GC/MS Ins
Multiplr: 1.00

Quant Results File: SVE80720.RES

Method : D:\E\METHODS\SVE80720.M (RTE Integrator)
Title : SEMI-VOA 8270 CALIBRATION HP5971BE
Last Update : Wed Aug 09 14:27:39 2006
Response via : Initial Calibration

TIC: E2462.D

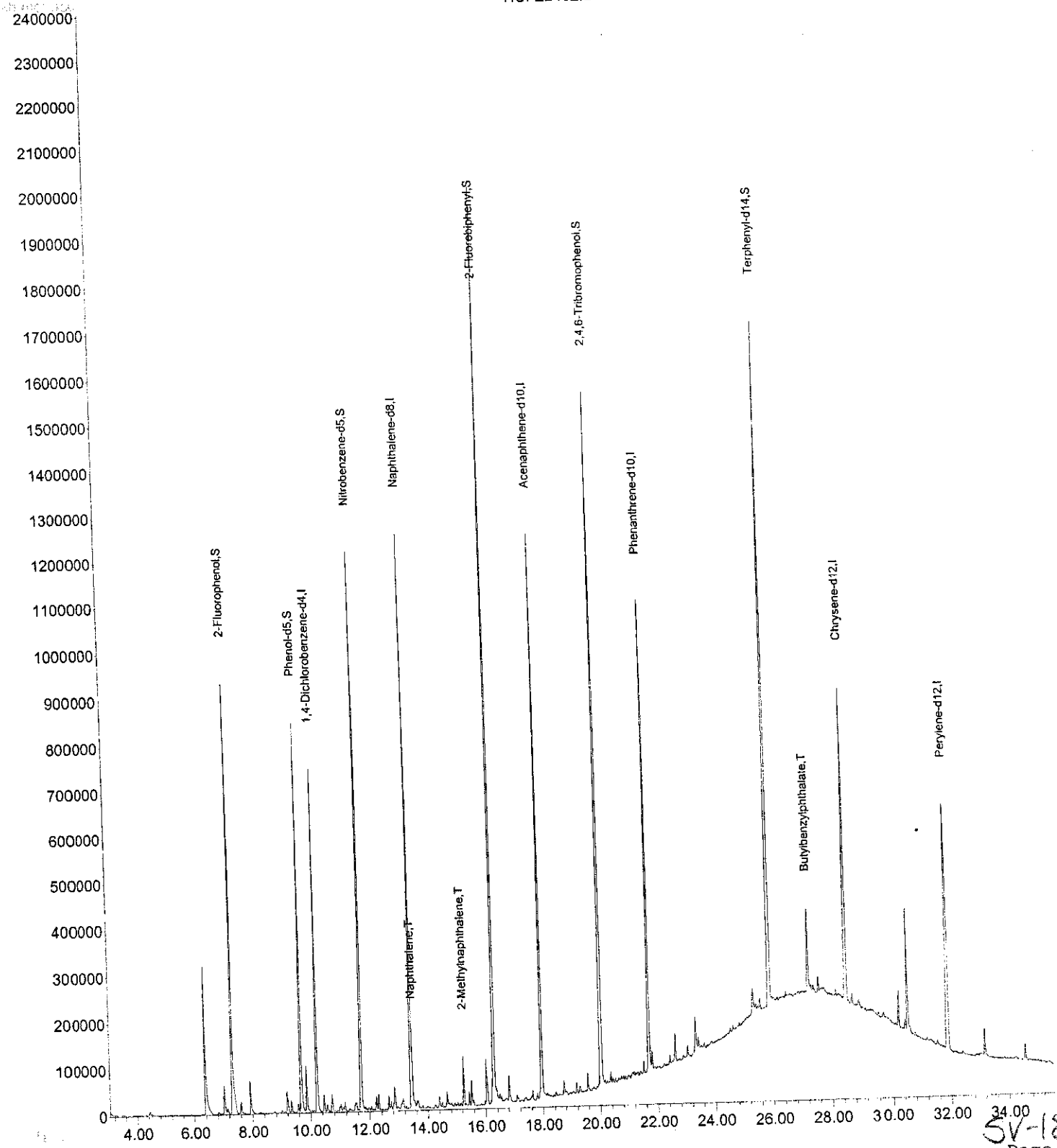

SV-185

E2462.D SVE80720.M Mon Aug 14 16:13:49 2006

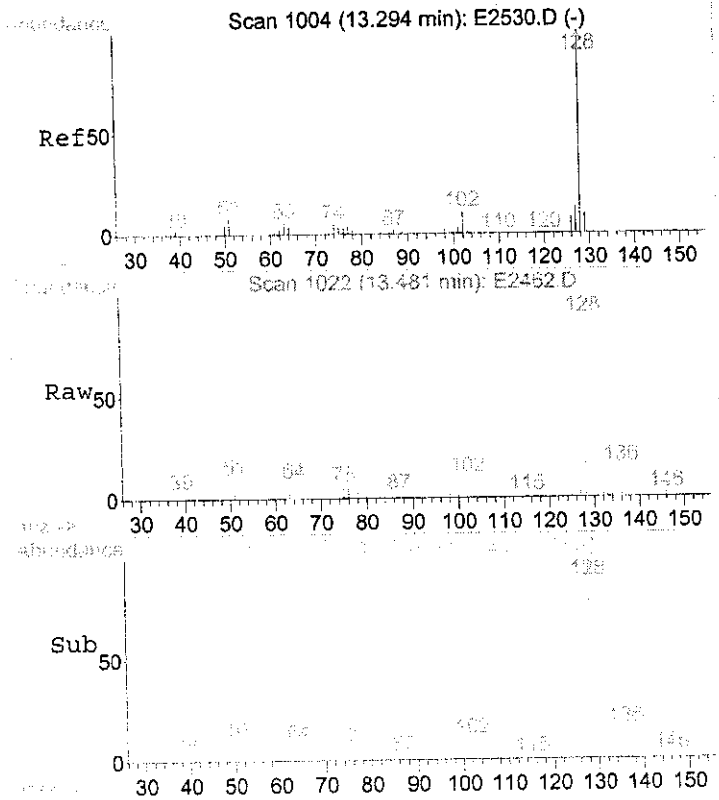

#29
Naphthalene
Concen: 2.91 ul/l
RT: 13.48 min Scan# 1022
Delta R.T. -0.04 min
Lab File: E2462.D
Acq: 7 Aug 2006 9:42 pm

Tgt Ion:128 Resp: 86346

Ion	Ratio	Lower	Upper
128	100		
129	12.0	0.0	31.2
127	12.8	0.0	32.6

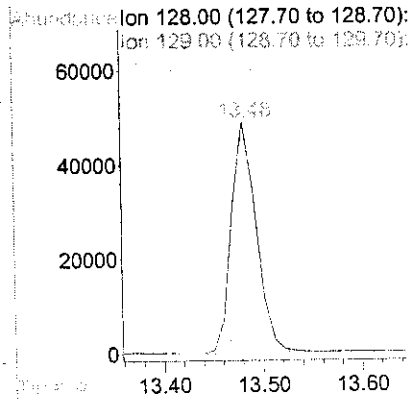

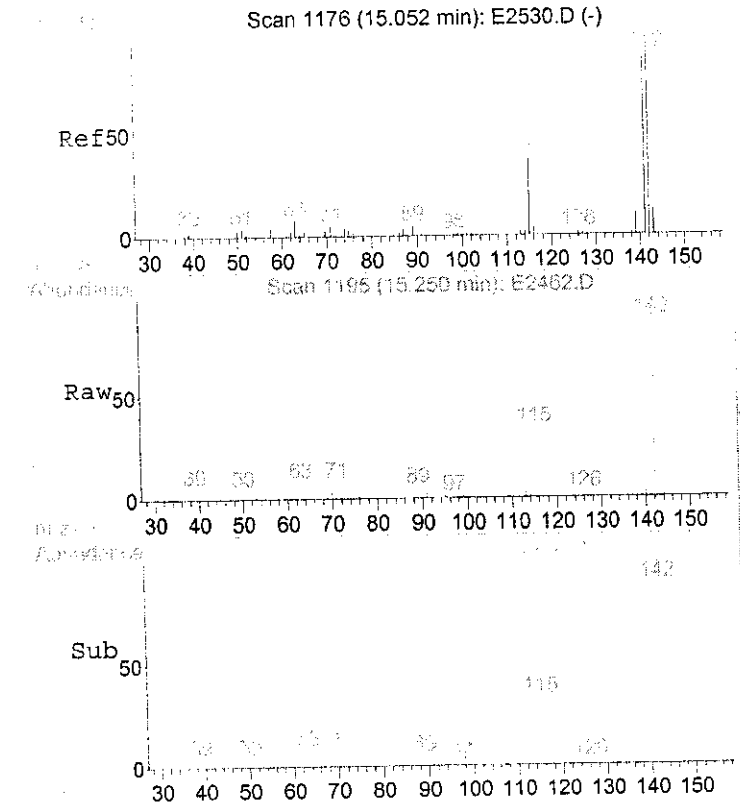

#33
2-Methylnaphthalene
Concen: 3.14 ul/l
RT: 15.25 min Scan# 1195
Delta R.T. -0.03 min
Lab File: E2462.D
Acq: 7 Aug 2006 9:42 pm

Tgt Ion:142 Resp: 62617

Ion	Ratio	Lower	Upper
142	100		
141	85.7	63.5	103.5

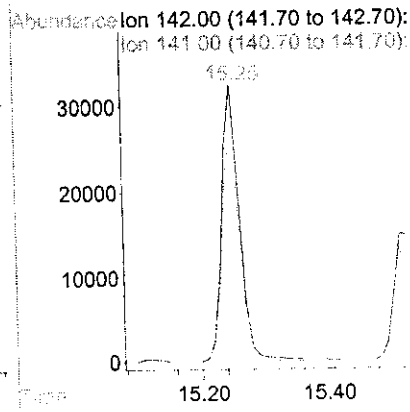

SV-186

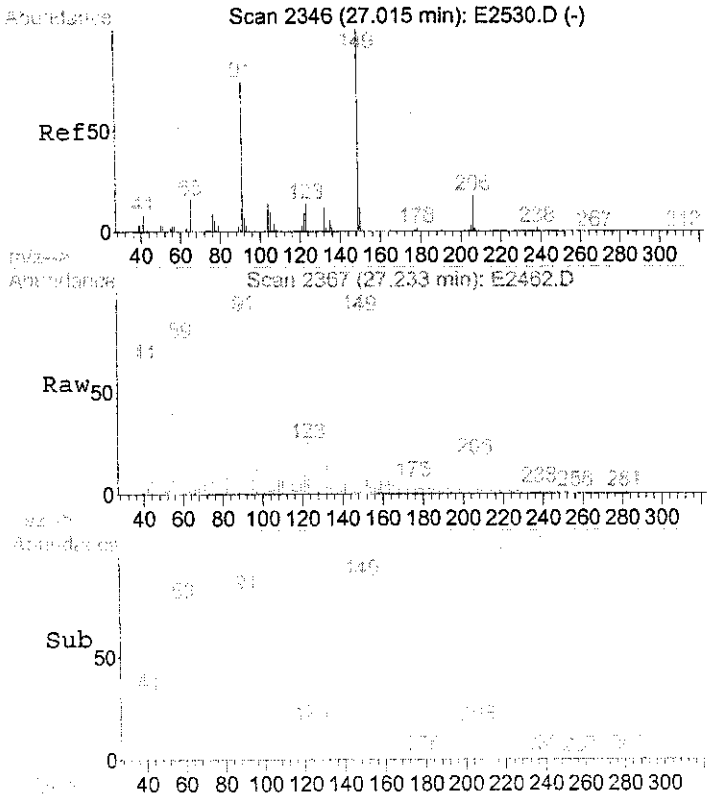

#72
Butylbenzylphthalate
Concen: 2.62 ul/l
RT: 27.23 min Scan# 2367
Delta R.T. -0.03 min
Lab File: E2462.D
Acq: 7 Aug 2006 9:42 pm

Tgt Ion:149 Resp: 41728

Ion	Ratio	Lower	Upper
149	100		
91	83.3	42.9	82.9#
206	18.0	0.0	37.3

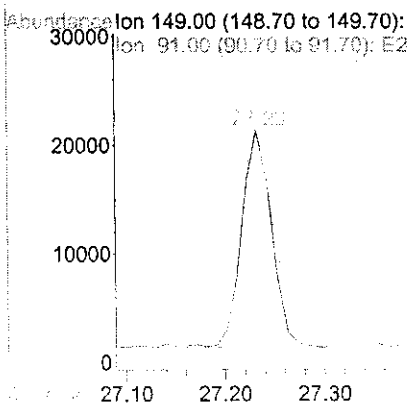

SV-187

Quantitation Report (QT Reviewed)

Data File : D:\E\DATA\AUG06\E0807\E2462.D
Acq On : 7 Aug 2006 9:42 pm
Sample : 0607278
Misc : SOIL 2946 08/04/06 MW16
MS Integration Params: rteint.p
Quant Time: Aug 10 16:14 2006

Vial: 7
Operator:
Inst : GC/MS Ins
Multiplr: 1.00
Quant Results File: SVE80720.RES

Quant Method : D:\E\METHODS\SVE80720.M (RTE Integrator)
Title : SEMI-VOA 8270 CALIBRATION HP5971BE
Last Update : Mon Aug 07 17:04:44 2006
Response via : Initial Calibration
DataAcq Meth : SVE80720

Internal Standards	R.T.	QIon	Response	Conc	Units	Dev(Min)
1) 1,4-Dichlorobenzene-d4	10.23	152	259988	40.00	ul/l	-0.01
19) Naphthalene-d8	13.44	136	1200123	40.00	ul/l	-0.03
34) Acenaphthene-d10	17.97	164	641102	40.00	ul/l	-0.03
55) Phenanthrene-d10	21.72	188	894001	40.00	ul/l	-0.03
68) Chrysene-d12	28.53	240	601999	40.00	ul/l	-0.04
77) Perylene-d12	31.92	264	484516	40.00	ul/l	-0.04

System Monitoring Compounds						
4) 2-Fluorophenol	7.32	112	644551	68.28	ul/l	0.02
Spiked Amount 200.000	Range 25 - 121		Recovery = 34.14%			
6) Phenol-d5	9.69	99	644584	51.26	ul/l	-0.02
Spiked Amount 200.000	Range 24 - 113		Recovery = 25.63%			
20) Nitrobenzene-d5	11.73	82	993456	73.79	ul/l	-0.02
Spiked Amount 100.000	Range 23 - 120		Recovery = 73.79%			
38) 2-Fluorobiphenyl	16.30	172	1528630	77.79	ul/l	-0.02
Spiked Amount 100.000	Range 30 - 115		Recovery = 77.79%			
54) 2,4,6-Tribromophenol	20.06	330	442371	179.02	ul/l	-0.01
Spiked Amount 200.000	Range 19 - 122		Recovery = 89.51%			
71) Terphenyl-d14	25.91	244	1513788	96.81	ul/l	0.02
Spiked Amount 100.000	Range 18 - 137		Recovery = 96.81%			

Target Compounds						Qvalue
29) Naphthalene	13.48	128	86346	2.91	ul/l	99
33) 2-Methylnaphthalene	15.25	142	62617	3.14	ul/l	98
72) Butylbenzylphthalate	27.23	149	41728	2.62	ul/l #	79

SV-188

(#) = qualifier out of range (m) = manual integration
E2462.D SVE80720.M Mon Aug 14 16:13:47 2006

Quantitation Report

Data File : D:\E\DATA\AUG06\E0807\E2463.D
Acq On : 7 Aug 2006 10:27 pm
Sample : 0607279
Misc : SOIL 2946 08/04/06 MW17
MS Integration Params: rteint.p
Quant Time: Aug 10 16:17 2006

Vial: 8
Operator:
Inst : GC/MS Ins
Multiplr: 1.00

Quant Results File: SVE80720.RES

Method : D:\E\METHODS\SVE80720.M (RTE Integrator)
Title : SEMI-VOA 8270 CALIBRATION HP5971BE
Last Update : Wed Aug 09 14:27:39 2006
Response via : Initial Calibration

TIC: E2463.D

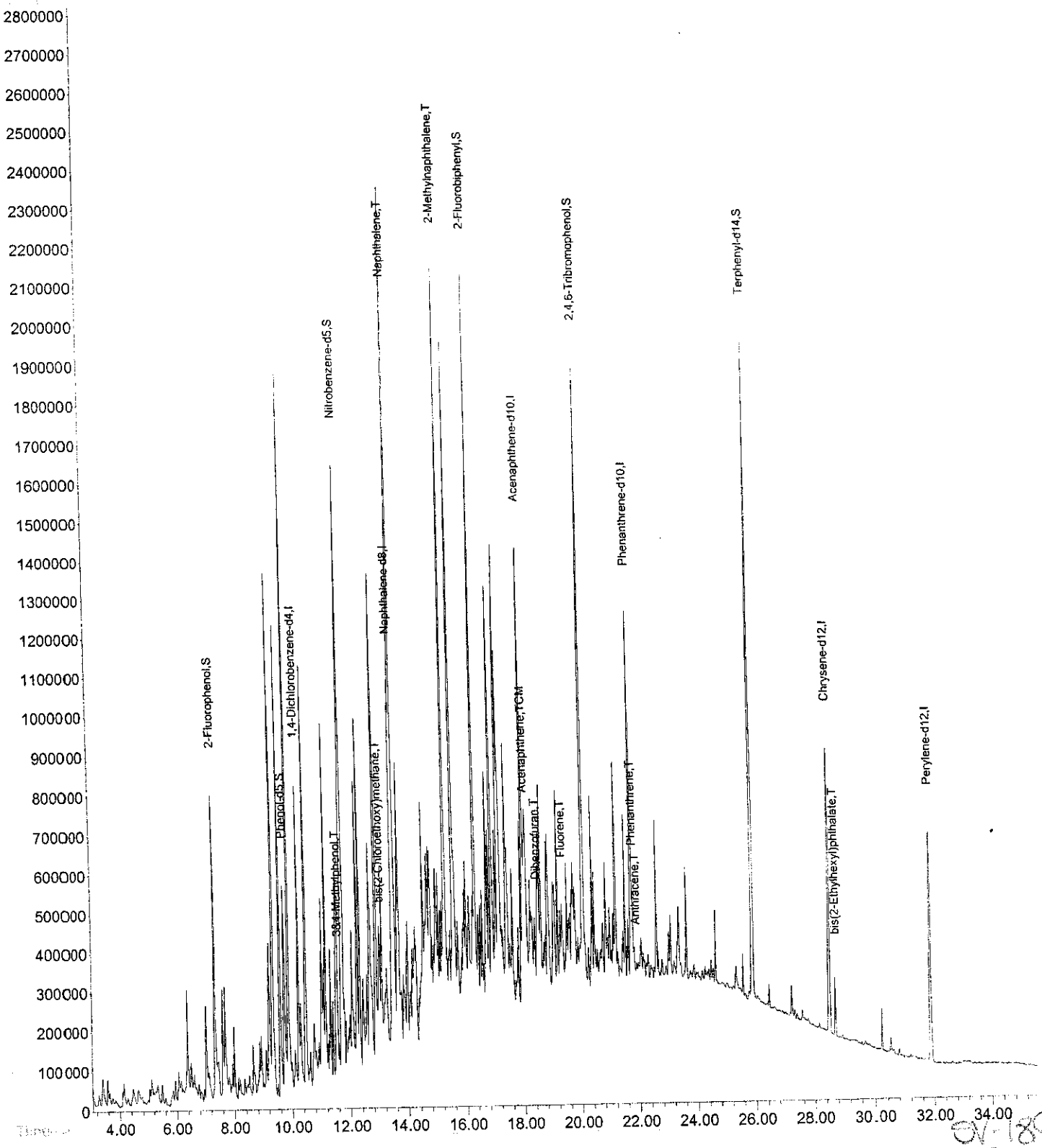

E2463.D SVE80720.M Mon Aug 14 16:14:05 2006

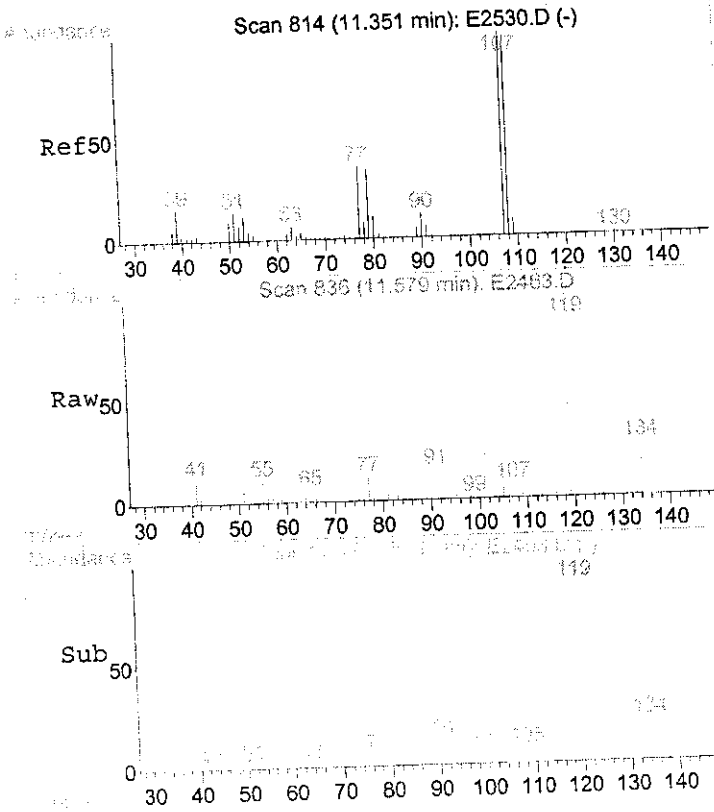

#16
3&4-Methylphenol
Concen: 1.79 ul/l
RT: 11.58 min Scan# 836
Delta R.T. 0.02 min
Lab File: E2463.D
Acq: 7 Aug 2006 10:27 pm

Tgt Ion:108 Resp: 17404

Ion	Ratio	Lower	Upper
108	100		
107	112.8	84.2	124.2

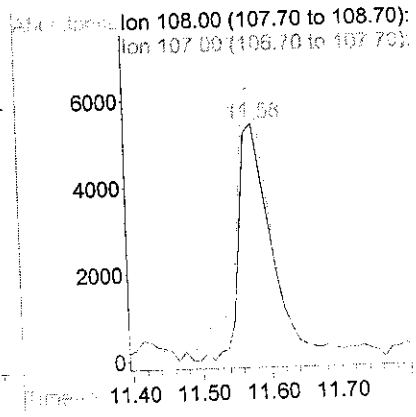

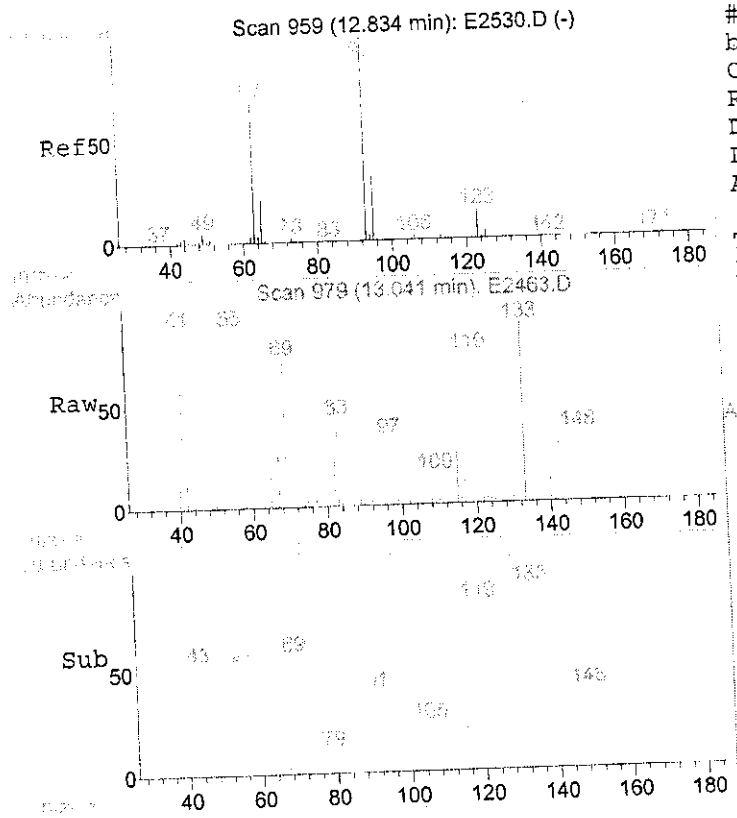

#26
bis(2-Chloroethoxy)methane
Concen: 0.45 ul/l
RT: 13.04 min Scan# 979
Delta R.T. -0.01 min
Lab File: E2463.D
Acq: 7 Aug 2006 10:27 pm

Tgt Ion: 93 Resp: 6396

Ion	Ratio	Lower	Upper
93	100		
95	708.6	12.4	52.4#
123	73.3	0.0	36.8#

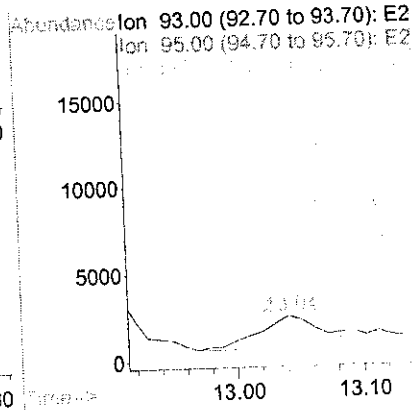

SV-80

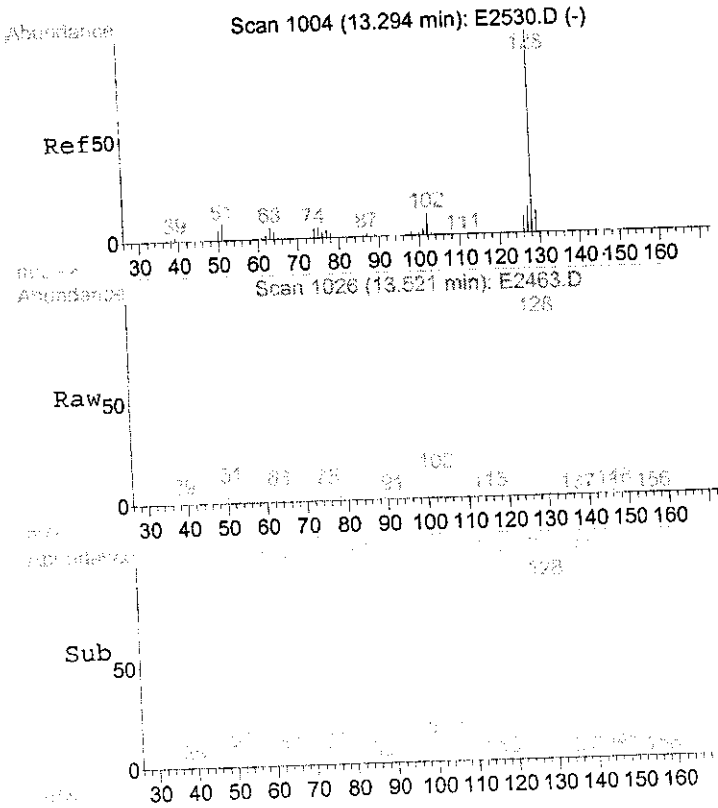

#29
Naphthalene
Concen: 83.07 ul/l
RT: 13.52 min Scan# 1026
Delta R.T. -0.00 min
Lab File: E2463.D
Acq: 7 Aug 2006 10:27 pm

Tgt Ion:128 Resp: 2310146

Ion	Ratio	Lower	Upper
128	100		
129	13.2	0.0	31.2
127	13.7	0.0	32.6

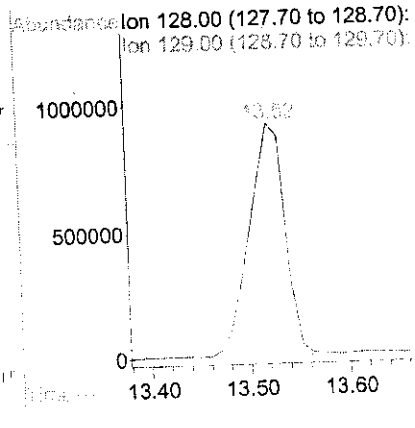

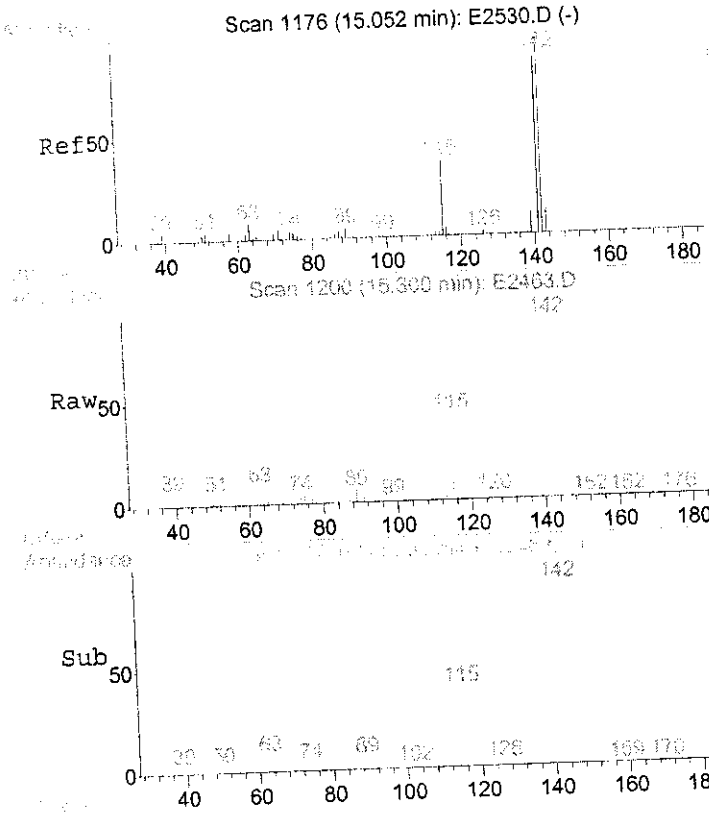

#33
2-Methylnaphthalene
Concen: 76.23 ul/l
RT: 15.30 min Scan# 1200
Delta R.T. 0.02 min
Lab File: E2463.D
Acq: 7 Aug 2006 10:27 pm

Tgt Ion:142 Resp: 1424220

Ion	Ratio	Lower	Upper
142	100		
141	84.7	63.5	103.5

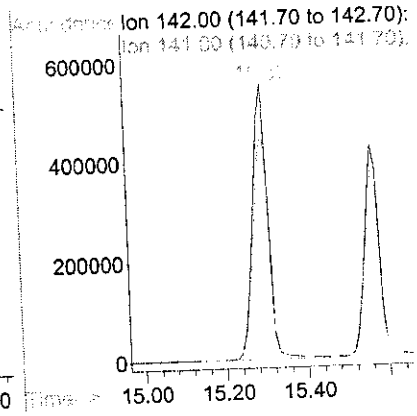

SV-191

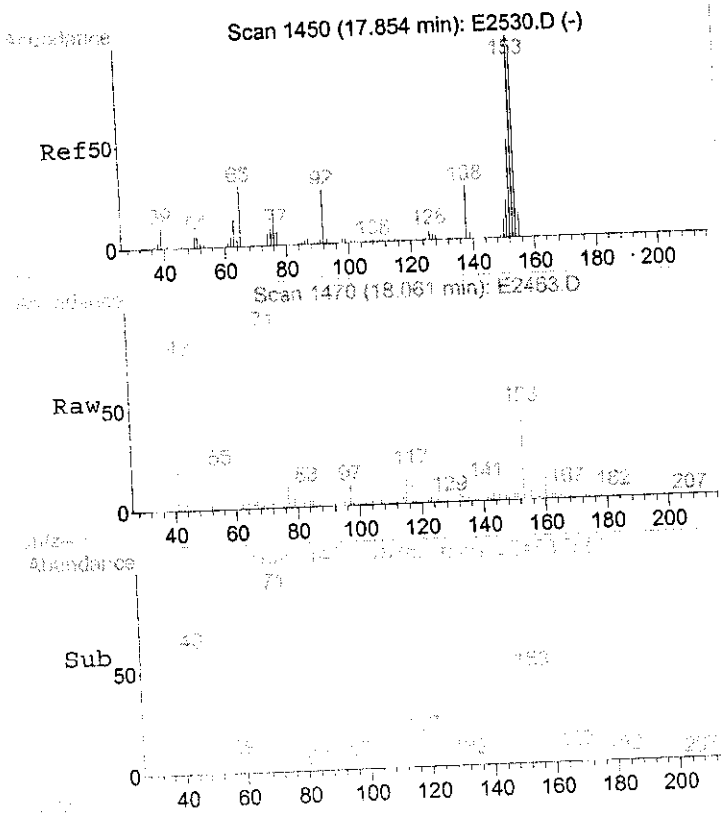

#44
Acenaphthene
Concen: 3.95 ul/1
RT: 18.06 min Scan# 1470
Delta R.T. -0.04 min
Lab File: E2463.D
Acq: 7 Aug 2006 10:27 pm

Tgt Ion:153 Resp: 66503

Ion	Ratio	Lower	Upper
153	100		
152	53.3	26.5	66.5
154	86.3	78.0	118.0

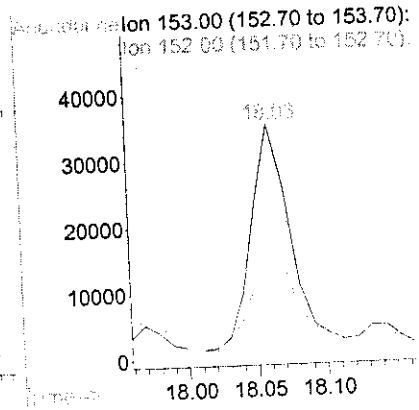

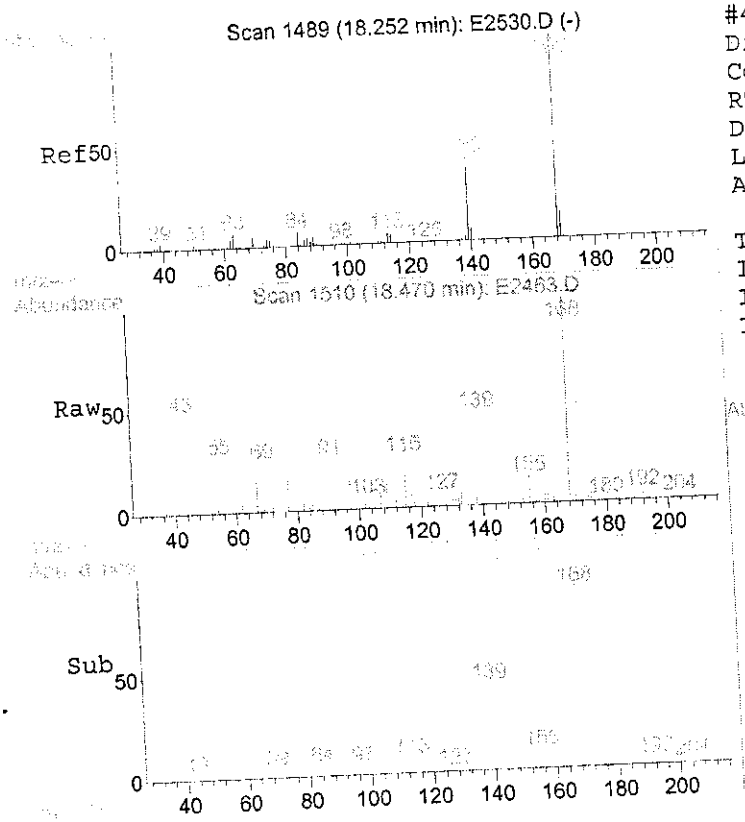

#47
Dibenzofuran
Concen: 3.26 ul/1
RT: 18.47 min Scan# 1510
Delta R.T. -0.03 min
Lab File: E2463.D
Acq: 7 Aug 2006 10:27 pm

Tgt Ion:168 Resp: 76785

Ion	Ratio	Lower	Upper
168	100		
139	44.2	20.5	60.5

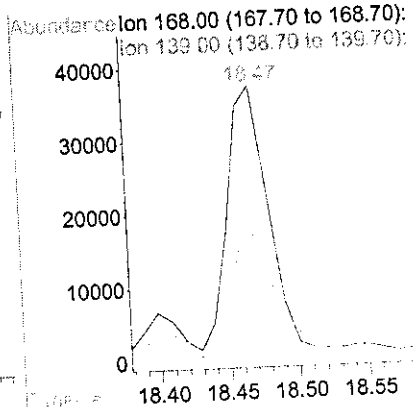

SV-192

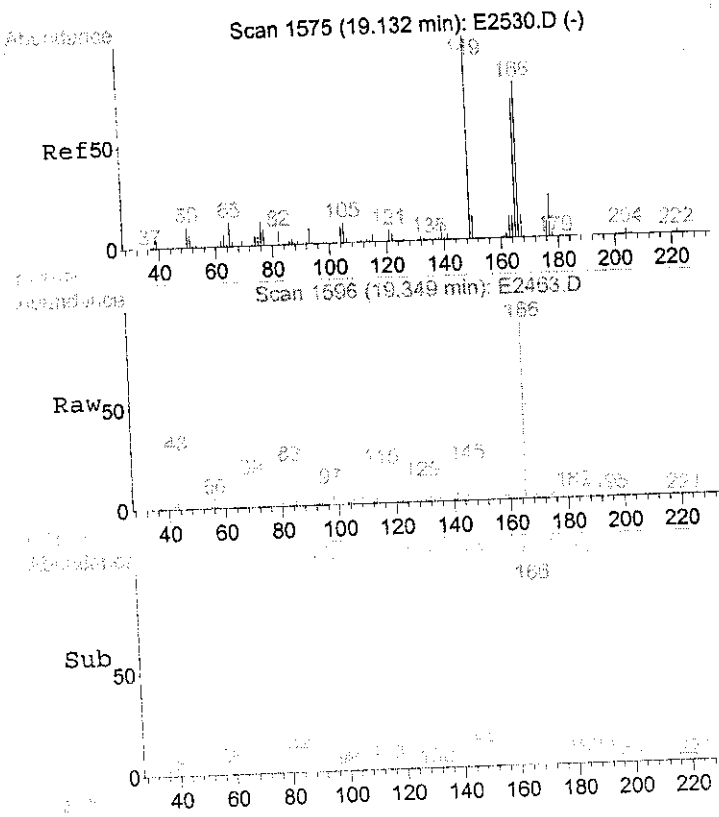

#52
Fluorene
Concen: 6.39 ul/l
RT: 19.35 min Scan# 1596
Delta R.T. -0.03 min
Lab File: E2463.D
Acq: 7 Aug 2006 10:27 pm

Tgt Ion:166 Resp: 117977

Ion	Ratio	Lower	Upper
166	100		
165	97.8	69.8	109.8
167	18.4	0.0	33.4

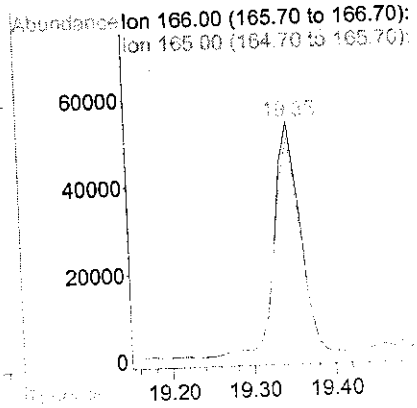

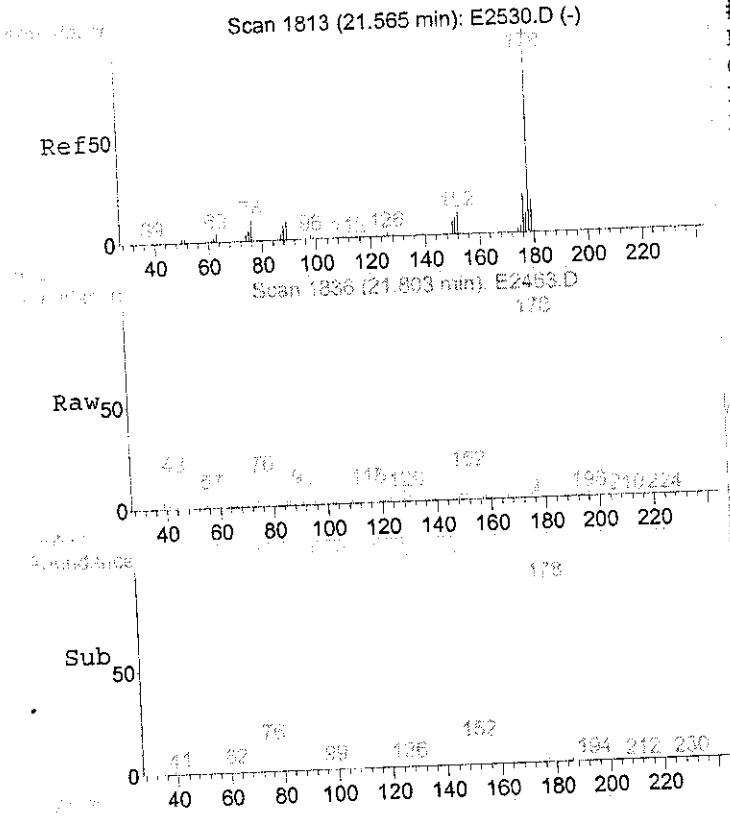

#64
Phenanthrene
Concen: 6.35 ul/l
RT: 21.80 min Scan# 1836
Delta R.T. -0.02 min
Lab File: E2463.D
Acq: 7 Aug 2006 10:27 pm

Tgt Ion:178 Resp: 164830

Ion	Ratio	Lower	Upper
178	100		
179	17.4	0.0	35.3
176	20.1	0.0	38.3

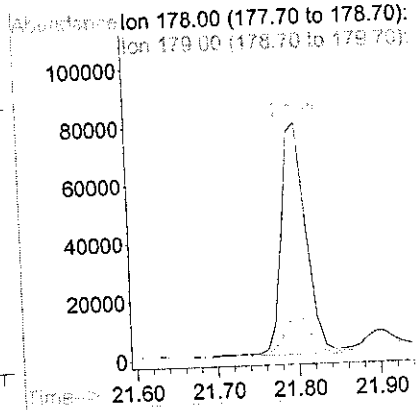

SV-193

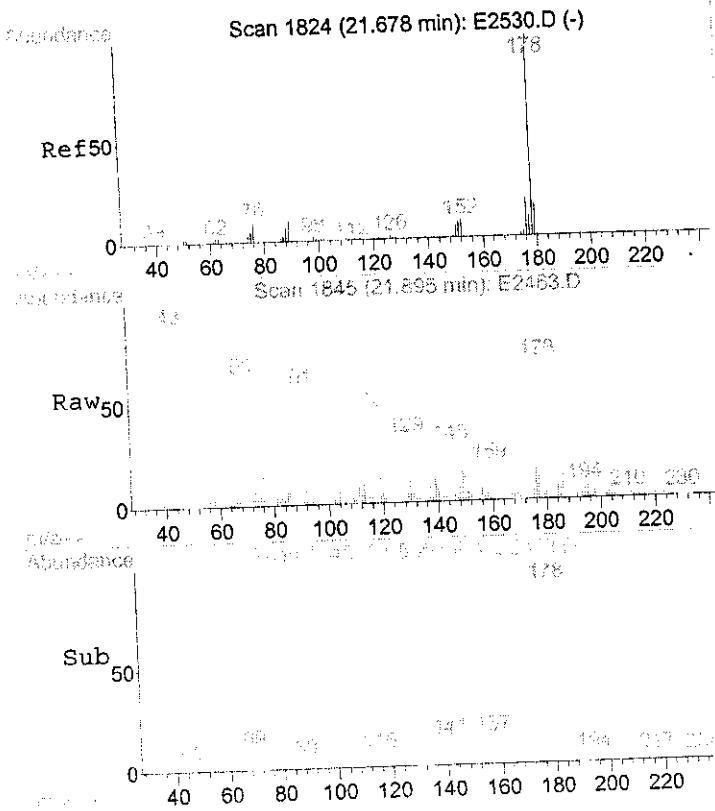

#65
Anthracene
Concen: 1.21 ul/l m
RT: 21.89 min Scan# 1845
Delta R.T. -0.04 min
Lab File: E2463.D
Acq: 7 Aug 2006 10:27 pm

Tgt Ion:178 Resp: 30802

Ion	Ratio	Lower	Upper
178	100		
179	93.6	0.0	35.4#
176	108.5	0.0	37.9#

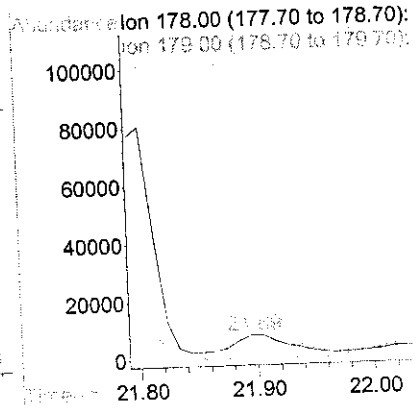

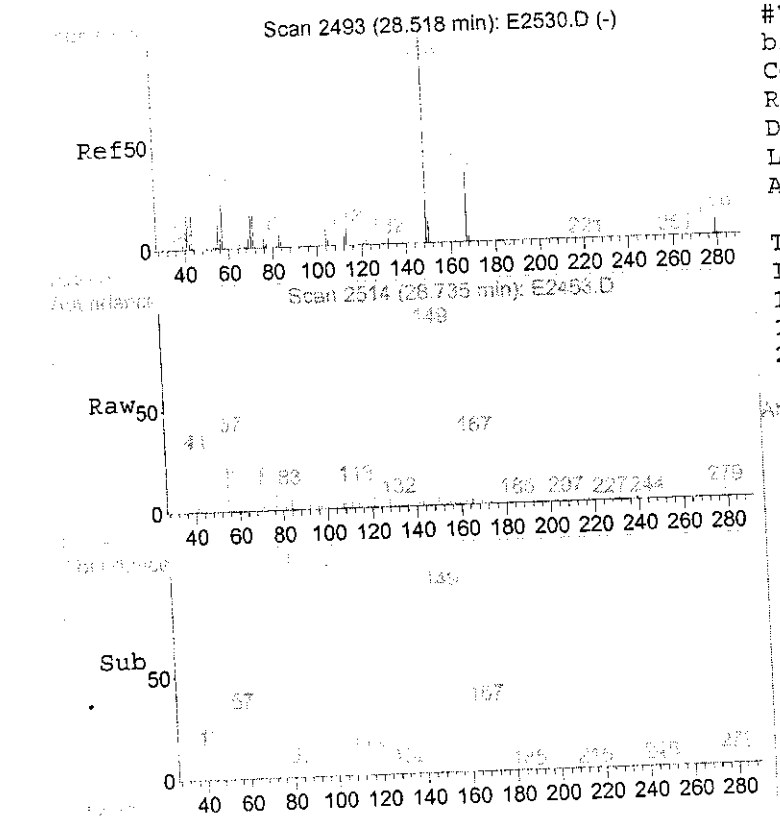

#75
bis(2-Ethylhexyl)phthalate
Concen: 3.48 ul/l
RT: 28.73 min Scan# 2514
Delta R.T. -0.02 min
Lab File: E2463.D
Acq: 7 Aug 2006 10:27 pm

Tgt Ion:149 Resp: 79581

Ion	Ratio	Lower	Upper
149	100		
167	31.2	14.9	54.9
279	5.1	0.0	24.8

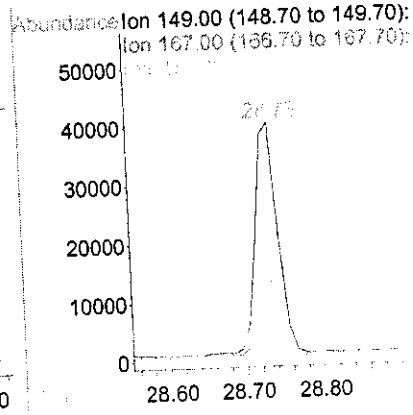

SV-194

Quantitation Report (QT Reviewed)

Data File : D:\E\DATA\AUG06\E0807\E2463.D
Acq On : 7 Aug 2006 10:27 pm
Sample : 0607279
Misc : SOIL 2946 08/04/06 MW17
MS Integration Params: rteint.p
Quant Time: Aug 10 16:17 2006

Vial: 8
Operator:
Inst : GC/MS Ins
Multiplr: 1.00

Quant Results File: SVE80720.RES

Quant Method : D:\E\METHODS\SVE80720.M (RTE Integrator)
Title : SEMI-VOA 8270 CALIBRATION HP5971BE
Last Update : Mon Aug 07 17:04:44 2006
Response via : Initial Calibration
DataAcq Meth : SVE80720

Internal Standards	R.T.	QIon	Response	Conc Units	Dev(Min)
1) 1,4-Dichlorobenzene-d4	10.23	152	257323	40.00 ul/l	-0.01
19) Naphthalene-d8	13.46	136	1123225	40.00 ul/l	-0.01
34) Acenaphthene-d10	18.00	164	593776	40.00 ul/l	0.00
55) Phenanthrene-d10	21.75	188	875135	40.00 ul/l	0.00
68) Chrysene-d12	28.54	240	684295	40.00 ul/l	-0.03
77) Perylene-d12	31.92	264	583605	40.00 ul/l	-0.03

System Monitoring Compounds					
4) 2-Fluorophenol	7.34	112	659045	70.54 ul/l	0.04
Spiked Amount 200.000	Range 25 - 121		Recovery = 35.27%		
6) Phenol-d5	9.74	99	654122	52.56 ul/l	0.03
Spiked Amount 200.000	Range 24 - 113		Recovery = 26.28%		
20) Nitrobenzene-d5	11.75	82	914341	72.57 ul/l	0.00
Spiked Amount 100.000	Range 23 - 120		Recovery = 72.57%		
38) 2-Fluorobiphenyl	16.32	172	1445829	79.44 ul/l	0.00
Spiked Amount 100.000	Range 30 - 115		Recovery = 79.44%		
54) 2,4,6-Tribromophenol	20.10	330	494842	216.22 ul/l	0.03
Spiked Amount 200.000	Range 19 - 122		Recovery = 108.11%		
71) Terphenyl-d14	25.92	244	1682703	94.67 ul/l	0.03
Spiked Amount 100.000	Range 18 - 137		Recovery = 94.67%		

Target Compounds					Qvalue
16) 3&4-Methylphenol	11.58	108	17404	1.79 ul/l	92
26) bis(2-Chloroethoxy)methane	13.04	93	6396	0.45 ul/l #	1
29) Naphthalene	13.52	128	2310146	83.07 ul/l	96
33) 2-Methylnaphthalene	15.30	142	1424220	76.23 ul/l	99
44) Acenaphthene	18.06	153	66503	3.95 ul/l	89
47) Dibenzofuran	18.47	168	76785	3.26 ul/l	94
52) Fluorene	19.35	166	117977	6.39 ul/l	91
64) Phenanthrene	21.80	178	164830	6.35 ul/l	96
65) Anthracene	21.89	178	30802m	1.21 ul/l	
75) bis(2-Ethylhexyl)phthalate	28.73	149	79581	3.48 ul/l	94

SV-195

(#) = qualifier out of range (m) = manual integration
E2463.D SVE80720.M Mon Aug 14 16:14:03 2006

Quantitation Report

Data File : E:\F\DATA\AUG06\F0810\F5976.D
Acq On : 10 Aug 2006 11:58
Sample : 0607280
Misc : WATER 2946 08/04/06 FIELDBLANK
MS Integration Params: rteint.p
Quant Time: Aug 10 13:12 2006

Vial: 3
Operator: JOSE
Inst : HP5971AF
Multiplr: 1.00

Quant Results File: SVF80809.RES

Method : E:\F\METHODS\SVF80809.M (RTE Integrator)
Title : SEMI-VOA 8270 CALIBRATION HP5971AF
Last Update : Fri Aug 11 14:22:56 2006
Response via : Initial Calibration



SV-196

F5976.D SVF80809.M Mon Aug 14 13:34:04 2006

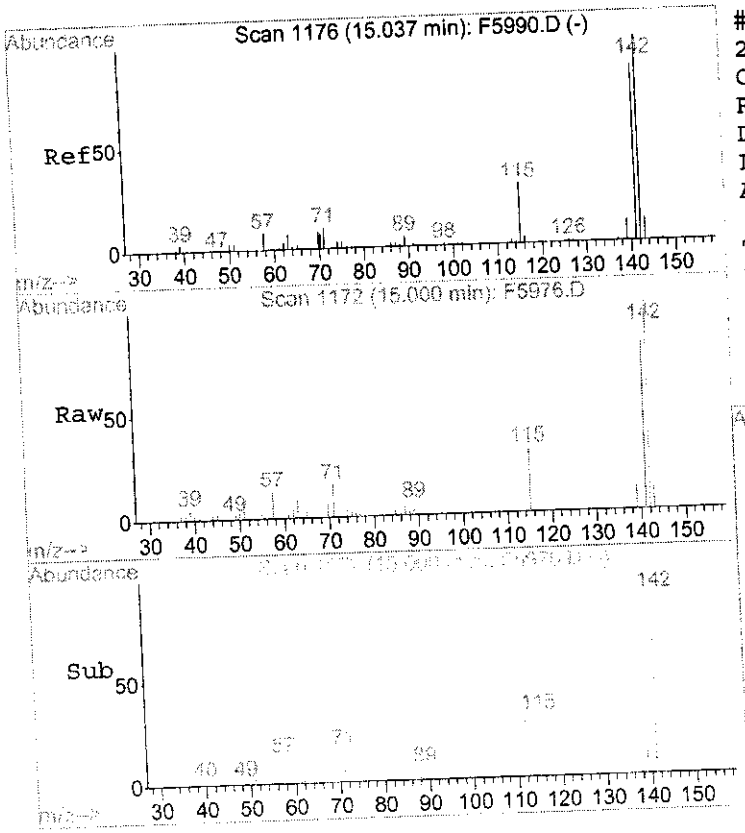

#33
2-Methylnaphthalene
Concen: 1.16 ul/l
RT: 15.00 min Scan# 1172
Delta R.T. -0.03 min
Lab File: F5976.D
Acq: 10 Aug 2006 11:58

Tgt Ion:142 Resp: 22097

Ion	Ratio	Lower	Upper
142	100		
141	79.7	61.9	101.9

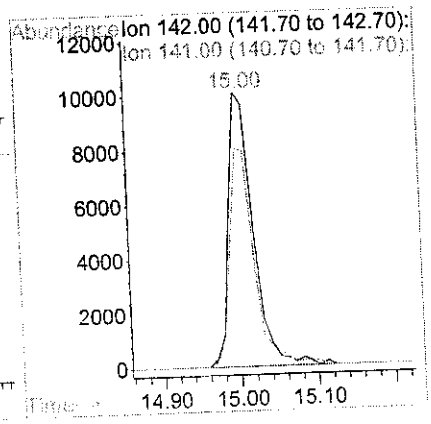

SV-197

Quantitation Report (QT Reviewed)

Data File : E:\F\DATA\AUG06\F0810\F5976.D
Acq On : 10 Aug 2006 11:58
Sample : 0607280
Misc : WATER 2946 08/04/06 FIELDBLANK
MS Integration Params: rteint.p
Quant Time: Aug 10 13:12 2006

Vial: 3
Operator: JOSE
Inst : HP5971AF
Multiplr: 1.00

Quant Results File: SVF80809.RES

Quant Method : E:\F\METHODS\SVF80809.M (RTE Integrator)
Title : SEMI-VOA 8270 CALIBRATION HP5971AF
Last Update : Thu Aug 10 10:17:55 2006
Response via : Initial Calibration
DataAcq Meth : SVF80809

Internal Standards	R.T.	QIon	Response	Conc Units	Dev(Min)
1) 1,4-Dichlorobenzene-d4	9.98	152	310336	40.00 ul/l	0.00
19) Naphthalene-d8	13.19	136	1209554	40.00 ul/l	-0.03
34) Acenaphthene-d10	17.72	164	627049	40.00 ul/l	-0.02
55) Phenanthrene-d10	21.47	188	893220	40.00 ul/l	-0.02
68) Chrysene-d12	28.27	240	729375	40.00 ul/l	-0.04
77) Perylene-d12	31.68	264	710278	40.00 ul/l	-0.03

System Monitoring Compounds					
4) 2-Fluorophenol	7.15	112	628663	52.06 ul/l	0.00
Spiked Amount 200.000	Range 21 - 100		Recovery = 26.03%		
6) Phenol-d5	9.58	99	584729	34.19 ul/l	-0.02
Spiked Amount 200.000	Range 10 - 94		Recovery = 17.09%		
20) Nitrobenzene-d5	11.50	82	885651	60.13 ul/l	-0.02
Spiked Amount 100.000	Range 35 - 114		Recovery = 60.13%		
38) 2-Fluorobiphenyl	16.05	172	1184100	62.74 ul/l	-0.02
Spiked Amount 100.000	Range 43 - 116		Recovery = 62.74%		
54) 2,4,6-Tribromophenol	19.81	330	429041	138.71 ul/l	0.00
Spiked Amount 200.000	Range 10 - 123		Recovery = 69.36%		
71) Terphenyl-d14	25.65	244	1656748	94.92 ul/l	0.00
Spiked Amount 100.000	Range 33 - 141		Recovery = 94.92%		

Target Compounds					Qvalue
33) 2-Methylnaphthalene	15.00	142	22097	1.16 ul/l	98

(#) = qualifier out of range (m) = manual integration
F5976.D SVF80809.M Mon Aug 14 13:34:04 2006

SV-198

6B

SEMIVOLATILE ORGANICS INITIAL CALIBRATION DATA

Lab Name: ACCREDITED ANALYTICAL RESO Contract: _____

Lab Code: _____ Case No.: _____ SAS No.: _____ SDG No.: _____

Instrument ID: HP5971AE Calibration Date(s): 7/20/06 7/20/06

Calibration Times: 15:03 18:25

LAB FILE ID: RRF20 = E2266.D RRF50 = E2264.D

RRF80 = E2267.D RRF120 = E2268.D RRF160 = E2265.D

COMPOUND		RRF20	RRF50	RRF80	RRF120	RRF160	$\overline{RRF}$	% RSD	
Pyridine		0.820	1.168	1.147	1.005	1.042	1.036	13.4	
N-Nitrosodimethylamine		0.921	1.022	0.944	0.914	0.919	0.944	4.8	
Aniline		2.818	2.678	2.784	2.632	2.679	2.718	2.9	
Phenol	*	2.320	2.154	2.085	1.933	1.911	2.081	8.1	*
bis(2-Chloroethyl)ether		1.917	1.752	1.660	1.529	1.506	1.673	10.1	
2-Chlorophenol		1.651	1.555	1.524	1.479	1.436	1.529	5.3	
1,3-Dichlorobenzene		1.677	1.553	1.546	1.457	1.412	1.529	6.7	
1,4-Dichlorobenzene	*	1.731	1.569	1.526	1.441	1.412	1.536	8.2	*
Benzyl alcohol		1.630	1.474	1.537	1.530	1.516	1.538	3.7	
1,2-Dichlorobenzene		1.617	1.420	1.387	1.354	1.325	1.421	8.1	
2-Methylphenol		1.656	1.496	1.384	1.291	1.254	1.416	11.5	
bis(2-chloroisopropyl)ether		2.939	2.567	2.161	1.857	1.805	2.266	21.3	
3&4-Methylphenol		1.730	1.474	1.457	1.449	1.429	1.508	8.3	
N-Nitroso-di-n-propylamine	*	1.490	1.300	1.343	1.309	1.273	1.343	6.4	*
Hexachloroethane		0.736	0.634	0.671	0.654	0.630	0.665	6.4	
Nitrobenzene		0.473	0.441	0.449	0.412	0.393	0.433	7.2	
Isophorone		0.952	0.927	0.956	0.903	0.733	0.894	10.3	
2-Nitrophenol	*	0.239	0.233	0.230	0.220	0.214	0.227	4.5	*
2,4-Dimethylphenol		0.423	0.404	0.413	0.398	0.388	0.405	3.4	
Benzoic Acid		0.132	0.197	0.232	0.238	0.227	0.205	21.5	
bis(2-Chloroethoxy)methane		0.572	0.521	0.510	0.473	0.459	0.507	8.8	
2,4-Dichlorophenol	*	0.303	0.289	0.295	0.288	0.280	0.291	2.9	*
1,2,4-Trichlorobenzene		0.300	0.278	0.282	0.274	0.265	0.280	4.6	
Naphthalene		1.168	1.023	0.973	0.902	0.886	0.990	11.5	
4-Chloroaniline		0.499	0.496	0.484	0.466	0.449	0.479	4.4	
Hexachlorobutadiene	*	0.150	0.139	0.145	0.142	0.138	0.143	3.5	*
4-Chloro-3-methylphenol	*	0.408	0.384	0.385	0.375	0.358	0.382	4.7	*
2-Methylnaphthalene		0.750	0.673	0.659	0.631	0.613	0.665	7.9	
Hexachlorocyclopentadiene	*	0.258	0.273	0.284	0.278	0.289	0.276	4.4	*
2,4,6-Trichlorophenol	*	0.382	0.360	0.367	0.352	0.355	0.363	3.2	*
2,4,5-Trichlorophenol		0.410	0.392	0.397	0.381	0.369	0.390	4.0	
2-Chloronaphthalene		1.289	1.146	1.113	1.046	1.037	1.126	9.1	
2-Nitroaniline		0.535	0.500	0.508	0.476	0.479	0.499	4.8	
Dimethylphthalate		1.641	1.405	1.330	1.208	1.177	1.352	13.8	
Acenaphthylene		2.308	1.991	1.808	1.651	1.624	1.876	15.0	
3-Nitroaniline		0.455	0.438	0.413	0.367	0.356	0.406	10.7	
Acenaphthene	*	1.332	1.165	1.117	1.036	1.020	1.134	11.1	*
2,4-Dinitrophenol	*	0.116	0.187	0.215	0.223	0.218	0.192	23.2	*
4-Nitrophenol	*	0.219	0.213	0.232	0.227	0.221	0.223	3.4	*

* Compounds with required minimum RRF and maximum %RSD values.
All other compounds must meet a minimum RRF of 0.010.

SV-199

6C

SEMIVOLATILE ORGANICS INITIAL CALIBRATION DATA

Lab Name: ACCREDITED ANALYTICAL RESO Contract: _____

Lab Code: _____ Case No.: _____ SAS No.: _____ SDG No.: _____

Instrument ID: HP5971AE Calibration Date(s): 7/20/06 7/20/06

Calibration Times: 15:03 18:25

LAB FILE ID: RRF20 = E2266.D RRF50 = E2264.D

RRF80 = E2267.D RRF120 = E2268.D RRF160 = E2265.D

COMPOUND	RRF20	RRF50	RRF80	RRF120	RRF160	$\overline{RRF}$	% RSD	
Dibenzofuran	1.795	1.602	1.582	1.490	1.463	1.586	8.2	
2,6-Dinitrotoluene	0.419	0.389	0.390	0.370	0.364	0.386	5.6	
2,4-Dinitrotoluene	0.541	0.523	0.530	0.506	0.496	0.519	3.5	
Diethylphthalate	1.744	1.546	1.463	1.273	1.203	1.446	15.0	
4-Chlorophenyl-phenylether	0.619	0.555	0.545	0.501	0.488	0.542	9.6	
Fluorene	1.502	1.285	1.221	1.121	1.090	1.244	13.2	
4-Nitroaniline	0.487	0.477	0.496	0.424	0.399	0.457	9.4	
4,6-Dinitro-2-methylphenol	0.152	0.183	0.178	0.166	0.164	0.168	7.3	
Carbazole	1.287	1.135	1.101	1.039	1.014	1.115	9.6	
n-Nitrosodiphenylamine *	0.822	0.721	0.661	0.609	0.607	0.684	13.2	*
1,2-Diphenylhydrazine	1.424	1.246	1.102	0.959	0.947	1.135	17.8	
Azobenzene	1.424	1.246	1.102	0.959	0.947	1.135	17.8	
4-Bromophenyl-phenylether	0.204	0.195	0.199	0.196	0.198	0.198	1.8	
Hexachlorobenzene	0.220	0.216	0.222	0.221	0.223	0.220	1.4	
Pentachlorophenol *	0.134	0.147	0.156	0.155	0.158	0.150	6.7	*
Phenanthrene	1.346	1.195	1.158	1.116	1.113	1.186	8.1	
Anthracene	1.330	1.176	1.150	1.080	1.083	1.164	8.8	
Di-n-butylphthalate	2.038	1.777	1.688	1.565	1.556	1.725	11.5	
Fluoranthene *	1.321	1.196	1.195	1.153	1.140	1.201	6.0	*
Benzidine	1.206	1.176	1.120	1.059	1.086	1.129	5.4	
Pyrene	1.836	1.689	1.612	1.533	1.538	1.641	7.7	
Butylbenzylphthalate	1.292	1.121	1.037	0.926	0.915	1.058	14.7	
3,3'-Dichlorobenzidine	0.397	0.419	0.492	0.494	0.485	0.457	10.1	
Benzo[a]anthracene	1.562	1.471	1.471	1.418	1.422	1.469	4.0	
bis(2-Ethylhexyl)phthalate	1.666	1.385	1.293	1.174	1.160	1.335	15.5	
Chrysene	1.355	1.290	1.293	1.254	1.252	1.289	3.2	
Di-n-octylphthalate *	3.134	2.677	2.567	2.343	2.390	2.622	12.0	*
Benzo[b]fluoranthene	1.392	1.367	1.452	1.338	1.452	1.400	3.6	
Benzo[k]fluoranthene	1.345	1.268	1.278	1.349	1.329	1.314	2.9	
Benzo[a]pyrene	1.273	1.245	1.287	1.258	1.304	1.274	1.8	
Indeno[1,2,3-cd]pyrene	1.264	1.278	1.355	1.350	1.379	1.325	3.8	
Dibenz[a,h]anthracene	1.056	1.087	1.159	1.158	1.183	1.129	4.8	
Benzo[g,h,i]perylene	1.059	1.033	1.087	1.075	1.119	1.074	3.0	
2-Fluorophenol	1.414	1.467	1.491	1.439	1.450	1.452	2.0	
Phenol-d5	2.043	1.993	1.958	1.844	1.835	1.935	4.7	
Nitrobenzene-d5	0.471	0.454	0.462	0.436	0.421	0.449	4.5	
2-Fluorobiphenyl	1.375	1.239	1.224	1.150	1.142	1.226	7.7	
2,4,6-Tribromophenol	0.143	0.148	0.161	0.161	0.160	0.154	5.5	
Terphenyl-d14	1.087	1.057	1.032	0.999	1.020	1.039	3.3	

(1) Cannot be separated from Diphenylamine

* Compounds with required minimum RRF and maximum %RSD values.

All other compounds must meet a minimum RRF of 0.010.

SV-200

6B

SEMIVOLATILE ORGANICS INITIAL CALIBRATION DATA

Lab Name: ACCREDITED ANALYTICAL RESO Contract: _____

Lab Code: _____ Case No.: _____ SAS No.: _____ SDG No.: _____

Instrument ID: HP5971AF Calibration Date(s): 7/25/2006 7/25/2006

Calibration Times: 12:34 15:36

LAB FILE ID: RRF20 = F5829.D RRF50 = F5827.D

RRF80 = F5830.D RRF120 = F5831.D RRF160 = F5828.D

COMPOUND		RRF20	RRF50	RRF80	RRF120	RRF160	$\overline{RRF}$	% RSD	
Pyridine		1.513	1.610	1.576	1.431	1.482	1.522	4.7	
N-Nitrosodimethylamine		1.314	1.398	1.246	1.313	1.378	1.330	4.5	
Aniline		2.948	3.113	3.074	3.124	3.240	3.100	3.4	
Phenol	*	2.612	2.698	2.575	2.230	2.349	2.493	7.8	*
bis(2-Chloroethyl)ether		2.286	2.240	2.170	1.878	1.926	2.100	8.9	
2-Chlorophenol		1.604	1.650	1.629	1.544	1.575	1.600	2.6	
1,3-Dichlorobenzene		1.574	1.583	1.546	1.415	1.411	1.506	5.7	
1,4-Dichlorobenzene	*	1.670	1.612	1.556	1.372	1.417	1.525	8.3	*
Benzyl alcohol		1.633	1.648	1.617	1.641	1.715	1.651	2.3	
1,2-Dichlorobenzene		1.539	1.531	1.483	1.340	1.368	1.452	6.4	
2-Methylphenol		1.589	1.615	1.571	1.578	1.615	1.594	1.3	
bis(2-chloroisopropyl)ether		4.687	4.178	4.021	3.580	3.771	4.047	10.5	
3&4-Methylphenol		1.636	1.715	1.678	1.631	1.700	1.672	2.3	
N-Nitroso-di-n-propylamine	*	1.620	1.585	1.505	1.453	1.477	1.528	4.7	*
Hexachloroethane		0.773	0.766	0.750	0.698	0.693	0.736	5.2	
Nitrobenzene		0.580	0.561	0.542	0.510	0.534	0.545	4.9	
Isophorone		1.131	1.166	1.078	1.058	1.040	1.094	4.8	
2-Nitrophenol	*	0.234	0.257	0.247	0.266	0.274	0.256	6.2	*
2,4-Dimethylphenol		0.414	0.425	0.404	0.397	0.408	0.410	2.6	
Benzoic Acid		0.109	0.185	0.175	0.195	0.211	0.175	22.5	
bis(2-Chloroethoxy)methane		0.655	0.684	0.647	0.633	0.641	0.652	3.0	
2,4-Dichlorophenol	*	0.283	0.320	0.309	0.295	0.307	0.303	4.7	*
1,2,4-Trichlorobenzene		0.309	0.324	0.319	0.304	0.313	0.314	2.6	
Naphthalene		1.124	1.108	1.062	0.953	0.982	1.046	7.2	
4-Chloroaniline		0.465	0.528	0.498	0.492	0.516	0.500	4.9	
Hexachlorobutadiene	*	0.161	0.163	0.153	0.134	0.139	0.150	8.5	*
4-Chloro-3-methylphenol	*	0.357	0.383	0.370	0.359	0.379	0.370	3.2	*
2-Methylnaphthalene		0.625	0.660	0.626	0.573	0.600	0.617	5.2	
Hexachlorocyclopentadiene	*	0.097	0.253	0.237	0.260	0.282	0.226	32.6	*
2,4,6-Trichlorophenol	*	0.422	0.462	0.453	0.414	0.425	0.435	4.8	*
2,4,5-Trichlorophenol		0.441	0.490	0.489	0.432	0.423	0.455	7.1	
2-Chloronaphthalene		1.267	1.300	1.295	1.172	1.178	1.242	5.1	
2-Nitroaniline		0.508	0.648	0.597	0.592	0.592	0.587	8.5	
Dimethylphthalate		1.529	1.409	1.332	1.326	1.348	1.389	6.1	
Acenaphthylene		2.042	1.922	1.861	1.718	1.724	1.853	7.4	
3-Nitroaniline		0.429	0.480	0.448	0.434	0.433	0.445	4.6	
Acenaphthene	*	1.150	1.173	1.141	1.018	1.035	1.103	6.5	*
2,4-Dinitrophenol	*	0.138	0.239	0.224	0.259	0.279	0.228	23.9	*
4-Nitrophenol	*	0.116	0.187	0.168	0.173	0.173	0.163	16.9	*

* Compounds with required minimum RRF and maximum %RSD values.
All other compounds must meet a minimum RRF of 0.010.

SV-201

6C

SEMIVOLATILE ORGANICS INITIAL CALIBRATION DATA

Lab Name: ACCREDITED ANALYTICAL RESO Contract: _____

Lab Code: _____ Case No.: _____ SAS No.: _____ SDG No.: _____

Instrument ID: HP5971AF Calibration Date(s): 7/25/2006 7/25/2006

Calibration Times: 12:34 15:36

LAB FILE ID: RRF20 = F5829.D RRF50 = F5827.D

RRF80 = F5830.D RRF120 = F5831.D RRF160 = F5828.D

COMPOUND		RRF20	RRF50	RRF80	RRF120	RRF160	$\overline{RRF}$	% RSD	
Dibenzofuran		1.657	1.739	1.718	1.589	1.611	1.663	3.9	
2,6-Dinitrotoluene		0.368	0.417	0.395	0.407	0.414	0.400	5.0	
2,4-Dinitrotoluene		0.455	0.528	0.510	0.500	0.496	0.498	5.4	
Diethylphthalate		1.591	1.394	1.196	0.837	0.878	1.179	27.6	
4-Chlorophenyl-phenylether		0.569	0.650	0.576	0.385	0.378	0.512	24.0	
Fluorene		1.398	1.315	1.169	0.973	0.988	1.169	16.3	
4-Nitroaniline		0.368	0.437	0.428	0.336	0.323	0.378	13.8	
4,6-Dinitro-2-methylphenol		0.182	0.243	0.227	0.193	0.207	0.210	11.8	
Carbazole		0.991	1.046	1.139	1.152	1.211	1.108	7.9	
n-Nitrosodiphenylamine	*	0.749	0.812	0.811	0.641	0.648	0.732	11.5	*
1,2-Diphenylhydrazine		1.513	1.663	1.631	1.256	1.245	1.462	13.7	
Azobenzene		1.513	1.663	1.631	1.256	1.245	1.462	13.7	
4-Bromophenyl-phenylether		0.237	0.272	0.282	0.265	0.278	0.267	6.7	
Hexachlorobenzene		0.305	0.333	0.344	0.321	0.339	0.329	4.8	
Pentachlorophenol	*	0.116	0.182	0.200	0.209	0.223	0.186	22.5	*
Phenanthrene		1.124	1.258	1.340	1.269	1.311	1.260	6.6	
Anthracene		1.100	1.200	1.298	1.215	1.237	1.210	6.0	
Di-n-butylphthalate		1.611	1.729	1.866	1.718	1.767	1.738	5.3	
Fluoranthene	*	1.047	1.194	1.289	1.238	1.279	1.209	8.1	*
Benzidine		0.615	0.821	0.823	1.030	1.080	0.874	21.4	
Pyrene		1.319	1.309	1.388	1.556	1.562	1.427	8.7	
Butylbenzylphthalate		0.877	0.881	0.900	0.901	0.832	0.878	3.2	
3,3'-Dichlorobenzidine		0.525	0.580	0.563	0.544	0.535	0.549	4.0	
Benzo[a]anthracene		1.262	1.311	1.317	1.455	1.437	1.356	6.2	
bis(2-Ethylhexyl)phthalate		1.233	1.141	1.120	1.113	1.045	1.130	6.0	
Chrysene		1.263	1.228	1.260	1.293	1.190	1.247	3.1	
Di-n-octylphthalate	*	2.196	2.346	2.266	1.877	1.899	2.117	10.2	*
Benzo[b]fluoranthene		1.315	1.677	1.573	1.504	1.398	1.493	9.5	
Benzo[k]fluoranthene		1.211	1.212	1.374	1.199	1.131	1.226	7.3	
Benzo[a]pyrene		1.161	1.269	1.343	1.270	1.284	1.266	5.2	
Indeno[1,2,3-cd]pyrene		1.307	1.458	1.458	1.346	1.399	1.393	4.8	
Dibenz[a,h]anthracene		1.080	1.307	1.280	1.170	1.215	1.211	7.5	
Benzo[g,h,i]perylene		1.083	1.122	1.195	1.180	1.254	1.167	5.7	
2-Fluorophenol		1.464	1.580	1.597	1.609	1.680	1.586	4.9	
Phenol-d5		2.141	2.231	2.197	2.117	2.181	2.173	2.1	
Nitrobenzene-d5		0.549	0.553	0.538	0.510	0.517	0.533	3.6	
2-Fluorobiphenyl		1.405	1.401	1.375	1.209	1.184	1.315	8.3	
2,4,6-Tribromophenol		0.162	0.217	0.210	0.201	0.210	0.200	10.9	
Terphenyl-d14		0.854	0.895	0.939	0.995	0.986	0.934	6.4	

(1) Cannot be separated from Diphenylamine

* Compounds with required minimum RRF and maximum %RSD values.
All other compounds must meet a minimum RRF of 0.010.

SV-202

6B

SEMIVOLATILE ORGANICS INITIAL CALIBRATION DATA

Lab Name: ACCREDITED ANALYTICAL RESO Contract: _____

Lab Code: _____ Case No.: _____ SAS No.: _____ SDG No.: _____

Instrument ID: HP5971AF Calibration Date(s): 8/9/2006 8/9/2006

Calibration Times: 10:38 13:39

LAB FILE ID: RRF20 = F5958.D RRF50 = F5957.D

RRF80 = F5959.D RRF120 = F5960.D RRF160 = F5956.D

COMPOUND		RRF20	RRF50	RRF80	RRF120	RRF160	$\overline{RRF}$	% RSD	
Pyridine		1.287	1.472	1.424	1.348	1.337	1.373	5.4	
N-Nitrosodimethylamine		1.163	1.298	1.268	1.259	1.281	1.254	4.2	
Aniline		2.820	2.958	2.931	2.935	3.055	2.940	2.8	
Phenol	*	2.500	2.488	2.313	2.198	2.175	2.335	6.6	*
bis(2-Chloroethyl)ether		2.353	2.202	2.139	2.123	2.209	2.205	4.1	
2-Chlorophenol		1.565	1.558	1.467	1.392	1.354	1.467	6.5	
1,3-Dichlorobenzene		1.564	1.568	1.493	1.436	1.421	1.496	4.6	
1,4-Dichlorobenzene	*	1.627	1.586	1.504	1.422	1.397	1.507	6.6	*
Benzyl alcohol		1.559	1.570	1.571	1.568	1.667	1.587	2.8	
1,2-Dichlorobenzene		1.557	1.527	1.452	1.398	1.389	1.465	5.1	
2-Methylphenol		1.208	1.181	1.200	1.200	1.282	1.214	3.2	
bis(2-chloroisopropyl)ether		3.775	3.668	3.478	3.393	3.550	3.573	4.2	
3&4-Methylphenol		1.756	1.768	1.749	1.753	1.837	1.773	2.1	
N-Nitroso-di-n-propylamine	*	1.574	1.510	1.486	1.459	1.521	1.510	2.8	*
Hexachloroethane		0.728	0.764	0.734	0.709	0.707	0.728	3.2	
Nitrobenzene		0.518	0.528	0.497	0.489	0.485	0.504	3.7	
Isophorone		1.079	1.077	1.082	1.063	1.080	1.076	0.7	
2-Nitrophenol	*	0.243	0.259	0.253	0.251	0.264	0.254	3.2	*
2,4-Dimethylphenol		0.407	0.412	0.396	0.387	0.390	0.398	2.7	
Benzoic Acid		0.074	0.116	0.127	0.133	0.128	0.116	20.8	
bis(2-Chloroethoxy)methane		0.684	0.679	0.652	0.638	0.637	0.658	3.4	
2,4-Dichlorophenol	*	0.305	0.322	0.312	0.302	0.302	0.309	2.8	*
1,2,4-Trichlorobenzene		0.311	0.322	0.309	0.299	0.293	0.307	3.7	
Naphthalene		1.111	1.102	1.023	0.980	0.950	1.033	7.0	
4-Chloroaniline		0.486	0.517	0.502	0.498	0.499	0.500	2.2	
Hexachlorobutadiene	*	0.153	0.154	0.143	0.136	0.130	0.143	7.5	*
4-Chloro-3-methylphenol	*	0.373	0.375	0.360	0.348	0.335	0.358	4.7	*
2-Methylnaphthalene		0.681	0.664	0.625	0.594	0.587	0.630	6.6	
Hexachlorocyclopentadiene	*	0.123	0.203	0.232	0.236	0.246	0.208	24.0	*
2,4,6-Trichlorophenol	*	0.408	0.421	0.416	0.407	0.401	0.411	1.9	*
2,4,5-Trichlorophenol		0.427	0.413	0.399	0.366	0.347	0.390	8.4	
2-Chloronaphthalene		1.283	1.292	1.243	1.188	1.159	1.233	4.7	
2-Nitroaniline		0.619	0.613	0.603	0.595	0.603	0.606	1.6	
Dimethylphthalate		1.526	1.395	1.326	1.295	1.315	1.371	6.9	
Acenaphthylene		2.118	1.937	1.803	1.746	1.700	1.861	9.1	
3-Nitroaniline		0.476	0.463	0.466	0.460	0.465	0.466	1.3	
Acenaphthene	*	1.203	1.141	1.090	1.052	1.013	1.100	6.8	*
2,4-Dinitrophenol	*	0.096	0.178	0.204	0.227	0.228	0.187	29.2	*
4-Nitrophenol	*	0.133	0.145	0.174	0.171	0.168	0.158	11.5	*

* Compounds with required minimum RRF and maximum %RSD values.
All other compounds must meet a minimum RRF of 0.010.

SV-203

6C

SEMIVOLATILE ORGANICS INITIAL CALIBRATION DATA

Lab Name: ACCREDITED ANALYTICAL RESO Contract: _____

Lab Code: _____ Case No.: _____ SAS No.: _____ SDG No.: _____

Instrument ID: HP5971AF Calibration Date(s): 8/9/2006 8/9/2006

Calibration Times: 10:38 13:39

LAB FILE ID: RRF20 = F5958.D RRF50 = F5957.D

RRF80 = F5959.D RRF120 = F5960.D RRF160 = F5956.D

COMPOUND		RRF20	RRF50	RRF80	RRF120	RRF160	$\overline{RRF}$	% RSD	
Dibenzofuran		1.733	1.695	1.639	1.602	1.558	1.645	4.3	
2,6-Dinitrotoluene		0.422	0.413	0.413	0.403	0.401	0.410	2.0	
2,4-Dinitrotoluene		0.529	0.521	0.515	0.507	0.508	0.516	1.8	
Diethylphthalate		1.591	1.349	1.142	1.012	0.960	1.211	21.5	
4-Chlorophenyl-phenylether		0.644	0.605	0.517	0.448	0.401	0.523	19.6	
Fluorene		1.405	1.263	1.114	1.059	1.026	1.173	13.5	
4-Nitroaniline		0.421	0.487	0.435	0.376	0.335	0.410	14.1	
4,6-Dinitro-2-methylphenol		0.173	0.199	0.175	0.171	0.172	0.178	6.7	
Carbazole		1.144	1.166	1.130	1.112	1.113	1.133	2.0	
n-Nitrosodiphenylamine	*	0.782	0.756	0.676	0.632	0.587	0.686	12.0	*
1,2-Diphenylhydrazine		1.623	1.539	1.363	1.247	1.165	1.387	13.9	
Azobenzene		1.623	1.539	1.363	1.247	1.165	1.387	13.9	
4-Bromophenyl-phenylether		0.242	0.252	0.246	0.237	0.233	0.242	3.1	
Hexachlorobenzene		0.308	0.308	0.299	0.291	0.282	0.298	3.8	
Pentachlorophenol	*	0.095	0.138	0.158	0.164	0.169	0.145	20.9	*
Phenanthrene		1.238	1.261	1.211	1.181	1.173	1.213	3.1	
Anthracene		1.259	1.265	1.215	1.171	1.142	1.210	4.4	
Di-n-butylphthalate		1.892	1.862	1.809	1.763	1.717	1.809	3.9	
Fluoranthene	*	1.219	1.249	1.202	1.172	1.138	1.196	3.6	*
Benzidine		0.563	0.711	0.865	0.882	0.942	0.793	19.4	
Pyrene		1.363	1.399	1.495	1.462	1.470	1.438	3.8	
Butylbenzylphthalate		0.655	0.832	0.864	0.832	0.821	0.801	10.3	
3,3'-Dichlorobenzidine		0.452	0.545	0.546	0.537	0.538	0.524	7.7	
Benzo[a]anthracene		1.048	1.322	1.393	1.347	1.345	1.291	10.7	
bis(2-Ethylhexyl)phthalate		0.942	1.057	1.099	1.071	1.077	1.049	5.9	
Chrysene		1.006	1.161	1.214	1.196	1.216	1.159	7.6	
Di-n-octylphthalate	*	2.053	2.291	2.195	2.203	2.123	2.173	4.1	*
Benzo[b]fluoranthene		1.274	1.486	1.554	1.641	1.577	1.506	9.4	
Benzo[k]fluoranthene		1.138	1.257	1.300	1.249	1.229	1.235	4.9	
Benzo[a]pyrene		1.102	1.272	1.306	1.351	1.381	1.282	8.5	
Indeno[1,2,3-cd]pyrene		1.241	1.469	1.463	1.493	1.497	1.432	7.6	
Dibenz[a,h]anthracene		1.066	1.331	1.293	1.316	1.311	1.263	8.8	
Benzo[g,h,i]perylene		1.021	1.143	1.200	1.249	1.312	1.185	9.4	
2-Fluorophenol		1.394	1.540	1.561	1.610	1.677	1.557	6.7	
Phenol-d5		2.199	2.280	2.217	2.154	2.171	2.204	2.2	
Nitrobenzene-d5		0.493	0.507	0.488	0.478	0.470	0.487	2.9	
2-Fluorobiphenyl		1.341	1.283	1.195	1.124	1.077	1.204	9.0	
2,4,6-Tribromophenol		0.202	0.199	0.199	0.194	0.194	0.197	1.8	
Terphenyl-d14		0.967	0.955	0.973	0.945	0.946	0.957	1.3	

(1) Cannot be separated from Diphenylamine

* Compounds with required minimum RRF and maximum %RSD values.
All other compounds must meet a minimum RRF of 0.010.

SV-204

Quantitation Report

Data File : D:\E\DATA\JUL06\E0720\E2264.D
Acq On : 20 Jul 2006 3:03 pm
Sample : SSTD050
Misc :
MS Integration Params: rteint.p
Quant Time: Jul 21 7:20 2006

Vial: 25
Operator:
Inst : GC/MS Ins
Multiplr: 1.00

Quant Results File: SVE80720.RES

Method : D:\E\METHODS\SVE80720.M (RTE Integrator)
Title : SEMI-VOA 8270 CALIBRATION HP5971BE
Last Update : Mon Aug 14 12:53:56 2006
Response via : Initial Calibration



SV-205

Quantitation Report (QT Reviewed)

Data File : D:\E\DATA\JUL06\E0720\E2264.D
Acq On : 20 Jul 2006 3:03 pm
Sample : SSTD050
Misc :
MS Integration Params: rteint.p
Quant Time: Jul 21 7:20 2006

Vial: 25
Operator:
Inst : GC/MS Ins
Multiplr: 1.00
Quant Results File: SVE80720.RES

Quant Method : D:\E\METHODS\SVE80720.M (RTE Integrator)
Title : SEMI-VOA 8270 CALIBRATION HP5971BE
Last Update : Fri Jul 21 07:13:38 2006
Response via : Initial Calibration
DataAcq Meth : SVE80701

Internal Standards	R.T.	QIon	Response	Conc	Units	Dev(Min)
1) 1,4-Dichlorobenzene-d4	10.39	152	290520	40.00	ul/l	0.12
19) Naphthalene-d8	13.61	136	1254078	40.00	ul/l	0.12
34) Acenaphthene-d10	18.15	164	690044	40.00	ul/l	0.13
55) Phenanthrene-d10	21.89	188	1063014	40.00	ul/l	0.13
68) Chrysene-d12	28.69	240	754819	40.00	ul/l	0.14
77) Perylene-d12	32.07	264	752951	40.00	ul/l	0.15

System Monitoring Compounds						
4) 2-Fluorophenol	7.40	112	532555	50.49	ul/l	0.12
Spiked Amount 200.000	Range 21 - 100		Recovery = 25.25%			
6) Phenol-d5	9.80	99	723605	51.50	ul/l	0.11
Spiked Amount 200.000	Range 10 - 94		Recovery = 25.75%			
20) Nitrobenzene-d5	11.89	82	711588	50.58	ul/l	0.13
Spiked Amount 100.000	Range 35 - 114		Recovery = 50.58%			
38) 2-Fluorobiphenyl	16.46	172	1068935	50.54	ul/l	0.12
Spiked Amount 100.000	Range 43 - 116		Recovery = 50.54%			
54) 2,4,6-Tribromophenol	20.19	330	127226	47.84	ul/l	0.13
Spiked Amount 200.000	Range 10 - 123		Recovery = 23.92%			
71) Terphenyl-d14	26.03	244	997311	50.87	ul/l	0.13
Spiked Amount 100.000	Range 33 - 141		Recovery = 50.87%			

Target Compounds						Qvalue
2) Pyridine	4.05	79	424272m	56.36	ul/l	
3) N-Nitrosodimethylamine	4.14	74	371083	54.13	ul/l #	66
5) Aniline	9.73	93	972332	49.25	ul/l	84
7) Phenol	9.83	94	782082	51.75	ul/l	80
8) bis(2-Chloroethyl)ether	9.94	93	636216	52.36	ul/l #	77
9) 2-Chlorophenol	9.97	128	564564	50.85	ul/l #	81
10) 1,3-Dichlorobenzene	10.29	146	563857	50.78	ul/l	99
11) 1,4-Dichlorobenzene	10.43	146	569723	51.08	ul/l	99
12) Benzyl alcohol	10.89	79	535243	47.93	ul/l #	81
13) 1,2-Dichlorobenzene	10.89	146	515659	49.98	ul/l	99
14) 2-Methylphenol	11.25	108	543373	52.83	ul/l	97
15) bis(2-chloroisopropyl)ethe	11.27	45	932153	56.65	ul/l	67
16) 3&4-Methylphenol	11.65	108	535363	48.89	ul/l	97
17) N-Nitroso-di-n-propylamine	11.66	70	471994	48.40	ul/l	78
18) Hexachloroethane	11.63	117	230229	47.67	ul/l	99
21) Nitrobenzene	11.94	77	691641	50.89	ul/l	84
22) Isophorone	12.55	82	1453494	51.83	ul/l	92
23) 2-Nitrophenol	12.74	139	364560	51.25	ul/l	74
24) 2,4-Dimethylphenol	12.94	107	633839	49.90	ul/l	91
25) Benzoic Acid	13.46	122	309408	48.08	ul/l #	84
26) bis(2-Chloroethoxy)methane	13.18	93	817268	51.42	ul/l	98
27) 2,4-Dichlorophenol	13.34	162	452578	49.63	ul/l	95
28) 1,2,4-Trichlorobenzene	13.53	180	436045	49.69	ul/l	98
29) Naphthalene	13.66	128	1603414	51.64	ul/l	100
30) 4-Chloroaniline	13.93	127	777059	51.77	ul/l	99
31) Hexachlorobutadiene	14.15	225	217328	48.62	ul/l	99
32) 4-Chloro-3-methylphenol	15.21	107	601295	50.23	ul/l	85
33) 2-Methylnaphthalene	15.43	142	1055625	50.60	ul/l	98
35) Hexachlorocyclopentadiene	16.02	237	235396	49.37	ul/l	99

(#) = qualifier out of range (m) = manual integration

SV-206

Quantitation Report (QT Reviewed)

Data File : D:\E\DATA\JUL06\E0720\E2264.D
Acq On : 20 Jul 2006 3:03 pm
Sample : SSTD050
Misc :
MS Integration Params: rteint.p
Quant Time: Jul 21 7:20 2006

Vial: 25
Operator:
Inst : GC/MS Ins
Multiplr: 1.00
Quant Results File: SVE80720.RES

Quant Method : D:\E\METHODS\SVE80720.M (RTE Integrator)
Title : SEMI-VOA 8270 CALIBRATION HP5971BE
Last Update : Fri Jul 21 07:13:38 2006
Response via : Initial Calibration
DataAcq Meth : SVE80701

	Compound	R.T.	QIon	Response	Conc Unit		Qvalue
36)	2,4,6-Trichlorophenol	16.26	196	310210	49.54 ul/l		100
37)	2,4,5-Trichlorophenol	16.35	196	337691	50.25 ul/l		97
39)	2-Chloronaphthalene	16.67	162	988543	50.88 ul/l		96
40)	2-Nitroaniline	17.09	65	431472	50.07 ul/l	#	67
41)	Dimethylphthalate	17.69	163	1211428	51.94 ul/l		100
42)	Acenaphthylene	17.74	152	1717491	53.06 ul/l		99
43)	3-Nitroaniline	18.19	138	377658	53.94 ul/l	#	78
44)	Acenaphthene	18.24	153	1004636	51.36 ul/l		97
45)	2,4-Dinitrophenol	18.44	184	161550	48.80 ul/l		81
46)	4-Nitrophenol	18.67	109	183527	47.81 ul/l	#	31
47)	Dibenzofuran	18.64	168	1381430	50.49 ul/l	#	63
48)	2,6-Dinitrotoluene	17.84	165	335592	50.35 ul/l		87
49)	2,4-Dinitrotoluene	18.83	165	451195	50.36 ul/l		80
50)	Diethylphthalate	19.49	149	1333738	53.47 ul/l		98
51)	4-Chlorophenyl-phenylether	19.55	204	479004	51.26 ul/l		91
52)	Fluorene	19.52	166	1108374	51.66 ul/l		99
53)	4-Nitroaniline	19.81	138	411482	52.25 ul/l		79
56)	4,6-Dinitro-2-methylphenol	19.88	198	243027	54.29 ul/l		100
57)	Carbazole	22.52	167	1507878	50.88 ul/l		96
58)	n-Nitrosodiphenylamine	19.92	169	958436	52.72 ul/l		98
59)	1,2-Diphenylhydrazine	19.96	77	1655921	54.88 ul/l	#	56
60)	Azobenzene	19.96	77	1655921	54.88 ul/l	#	56
61)	4-Bromophenyl-phenylether	20.78	248	258584	49.12 ul/l		96
62)	Hexachlorobenzene	21.13	284	286362	48.90 ul/l		91
63)	Pentachlorophenol	21.62	266	194679	48.88 ul/l		99
64)	Phenanthrene	21.95	178	1587583	50.38 ul/l		99
65)	Anthracene	22.06	178	1562997	50.53 ul/l		100
66)	Di-n-butylphthalate	23.61	149	2360624	51.50 ul/l		99
67)	Fluoranthene	25.00	202	1588821	49.78 ul/l		99
69)	Benzidine	25.42	184	1109513	52.07 ul/l		100
70)	Pyrene	25.57	202	1593500	51.45 ul/l		99
72)	Butylbenzylphthalate	27.39	149	1057293	52.96 ul/l		86
73)	3,3'-Dichlorobenzidine	28.66	252	395087	45.78 ul/l		98
74)	Benzo[a]anthracene	28.63	228	1387633	50.07 ul/l		100
75)	bis(2-Ethylhexyl)phthalate	28.88	149	1306747	51.86 ul/l		99
76)	Chrysene	28.76	228	1217026	50.05 ul/l		99
78)	Di-n-octylphthalate	30.35	149	2519653	51.05 ul/l		99
79)	Benzo[b]fluoranthene	31.25	252	1459555	55.38 ul/l		90
80)	Benzo[k]fluoranthene	31.30	252	1017404m	41.15 ul/l		
81)	Benzo[a]pyrene	31.95	252	1172182	48.89 ul/l		92
82)	Indeno[1,2,3-cd]pyrene	34.28	276	1202578	48.22 ul/l	#	57
83)	Dibenz[a,h]anthracene	34.30	278	1023417	48.18 ul/l	#	79
84)	Benzo[g,h,i]perylene	34.86	276	972613	48.09 ul/l	#	77

SV-207

(#) = qualifier out of range (m) = manual integration

Quantitation Report

Data File : D:\E\DATA\JUL06\E0720\E2265.D
Acq On : 20 Jul 2006 4:11 pm
Sample : SSTD160
Misc :
MS Integration Params: rteint.p
Quant Time: Jul 21 7:09 2006

Vial: 26
Operator:
Inst : GC/MS Ins
Multiplr: 1.00

Quant Results File: SVE80701.RES

Method : D:\E\METHODS\SVE80701.M (RTE Integrator)
Title : SEMI-VOA 8270 CALIBRATION HP5971BE
Last Update : Mon Jul 10 13:46:22 2006
Response via : Initial Calibration



SV-208

Quantitation Report (QT Reviewed)

Data File : D:\E\DATA\JUL06\E0720\E2265.D
Acq On : 20 Jul 2006 4:11 pm
Sample : SSTD160
Misc :
MS Integration Params: rteint.p
Quant Time: Jul 21 7:09 2006

Vial: 26
Operator:
Inst : GC/MS Ins
Multiplr: 1.00

Quant Results File: SVE80701.RES

Quant Method : D:\E\METHODS\SVE80701.M (RTE Integrator)
Title : SEMI-VOA 8270 CALIBRATION HP5971BE
Last Update : Mon Jul 10 13:46:22 2006
Response via : Initial Calibration
DataAcq Meth : SVE80701

Internal Standards	R.T.	QIon	Response	Conc	Units	Dev(Min)
1) 1,4-Dichlorobenzene-d4	10.40	152	243550	40.00	ul/l	0.13
19) Naphthalene-d8	13.63	136	1060844	40.00	ul/l	0.14
34) Acenaphthene-d10	18.16	164	582164	40.00	ul/l	0.14
55) Phenanthrene-d10	21.92	188	867777	40.00	ul/l	0.16
68) Chrysene-d12	28.74	240	644898	40.00	ul/l	0.19
77) Perylene-d12	32.11	264	617355	40.00	ul/l	0.18

System Monitoring Compounds						
4) 2-Fluorophenol	7.44	112	1412869	175.12	ul/l	0.16
Spiked Amount 200.000	Range 21 - 100		Recovery = 87.56%			
6) Phenol-d5	9.86	99	1787830	169.97	ul/l	0.17
Spiked Amount 200.000	Range 10 - 94		Recovery = 84.98%			
20) Nitrobenzene-d5	11.93	82	1786609	152.96	ul/l	0.17
Spiked Amount 100.000	Range 35 - 114		Recovery = 152.96%#			
38) 2-Fluorobiphenyl	16.50	172	2658798	154.59	ul/l	0.16
Spiked Amount 100.000	Range 43 - 116		Recovery = 154.59%#			
54) 2,4,6-Tribromophenol	20.26	330	371334	168.79	ul/l	0.19
Spiked Amount 200.000	Range 10 - 123		Recovery = 84.39%			
71) Terphenyl-d14	26.07	244	2630858	175.17	ul/l	0.17
Spiked Amount 100.000	Range 33 - 141		Recovery = 175.17%#			

Target Compounds						Qvalue
2) Pyridine	4.05	79	1015216m	174.72	ul/l	
3) N-Nitrosodimethylamine	4.16	74	895168	171.82	ul/l #	59
5) Aniline	9.76	93	2609969	172.60	ul/l	85
7) Phenol	9.90	94	1861715	162.18	ul/l	71
8) bis(2-Chloroethyl)ether	9.97	93	1467495	163.26	ul/l #	75
9) 2-Chlorophenol	10.01	128	1398788	163.68	ul/l	83
10) 1,3-Dichlorobenzene	10.31	146	1375522	157.44	ul/l	98
11) 1,4-Dichlorobenzene	10.45	146	1375118	154.15	ul/l	98
12) Benzyl alcohol	10.97	79	1477321	158.64	ul/l #	79
13) 1,2-Dichlorobenzene	10.90	146	1291068	156.76	ul/l	99
14) 2-Methylphenol	11.30	108	1221550	151.37	ul/l	97
15) bis(2-chloroisopropyl)ethe	11.29	45	1758143	142.06	ul/l #	48
16) 3&4-Methylphenol	11.73	108	1391914	162.99	ul/l	97
17) N-Nitroso-di-n-propylamine	11.78	70	1240202	157.70	ul/l	77
18) Hexachloroethane	11.65	117	613906	153.38	ul/l	99
21) Nitrobenzene	11.98	77	1667640	147.23	ul/l	82
22) Isophorone	12.66	82	3111889	133.70	ul/l	99
23) 2-Nitrophenol	12.77	139	906089	165.63	ul/l #	67
24) 2,4-Dimethylphenol	13.02	107	1645686	153.04	ul/l	89
25) Benzoic Acid	13.74	122	964253m	172.86	ul/l	
26) bis(2-Chloroethoxy)methane	13.23	93	1946203	155.62	ul/l	99
27) 2,4-Dichlorophenol	13.41	162	1187092	162.14	ul/l	95
28) 1,2,4-Trichlorobenzene	13.54	180	1126291	158.03	ul/l	99
29) Naphthalene	13.70	128	3759580	151.39	ul/l	99
30) 4-Chloroaniline	13.97	127	1904776	159.44	ul/l	99
31) Hexachlorobutadiene	14.17	225	583467	147.55	ul/l	99
32) 4-Chloro-3-methylphenol	15.26	107	1519048	153.04	ul/l	85
33) 2-Methylnaphthalene	15.46	142	2602322	153.93	ul/l	99
35) Hexachlorocyclopentadiene	16.03	237	673079	164.53	ul/l	99

(#) = qualifier out of range (m) = manual integration

SV-209

Quantitation Report (QT Reviewed)

Data File : D:\E\DATA\JUL06\E0720\E2265.D
Acq On : 20 Jul 2006 4:11 pm
Sample : SSTD160
Misc :
MS Integration Params: rteint.p
Quant Time: Jul 21 7:09 2006

Vial: 26
Operator:
Inst : GC/MS Ins
Multiplr: 1.00

Quant Results File: SVE80701.RES

Quant Method : D:\E\METHODS\SVE80701.M (RTE Integrator)
Title : SEMI-VOA 8270 CALIBRATION HP5971BE
Last Update : Mon Jul 10 13:46:22 2006
Response via : Initial Calibration
DataAcq Meth : SVE80701

	Compound	R.T.	QIon	Response	Conc Unit		Qvalue
36)	2,4,6-Trichlorophenol	16.30	196	826624	162.78 ul/l		100
37)	2,4,5-Trichlorophenol	16.40	196	859747	157.99 ul/l		98
39)	2-Chloronaphthalene	16.71	162	2415636	153.17 ul/l		95
40)	2-Nitroaniline	17.15	65	1114839	154.18 ul/l	#	66
41)	Dimethylphthalate	17.79	163	2740539	142.38 ul/l		99
42)	Acenaphthylene	17.78	152	3781984	142.24 ul/l		100
43)	3-Nitroaniline	18.28	138	829255	148.80 ul/l		84
44)	Acenaphthene	18.28	153	2375582	149.15 ul/l		97
45)	2,4-Dinitrophenol	18.52	184	507942	225.28 ul/l		76
46)	4-Nitrophenol	18.78	109	514003	139.54 ul/l	#	58
47)	Dibenzofuran	18.68	168	3406116	156.39 ul/l		98
48)	2,6-Dinitrotoluene	17.92	165	846525	163.46 ul/l		87
49)	2,4-Dinitrotoluene	18.94	165	1155698	168.85 ul/l		78
50)	Diethylphthalate	19.56	149	2802394	132.89 ul/l		99
51)	4-Chlorophenyl-phenylether	19.59	204	1135543	145.79 ul/l		94
52)	Fluorene	19.57	166	2538679	142.65 ul/l		99
53)	4-Nitroaniline	19.96	138	928731	146.97 ul/l	#	69
56)	4,6-Dinitro-2-methylphenol	19.99	198	569289	181.90 ul/l		100
57)	Carbazole	22.58	167	3520055	151.62 ul/l		95
58)	n-Nitrosodiphenylamine	20.00	169	2107298	148.23 ul/l		98
59)	1,2-Diphenylhydrazine	20.01	77	3286220	134.42 ul/l	#	40
60)	Azobenzene	20.01	77	3286220	134.42 ul/l	#	40
61)	4-Bromophenyl-phenylether	20.82	248	686177	165.13 ul/l		98
62)	Hexachlorobenzene	21.18	284	775162	165.59 ul/l		86
63)	Pentachlorophenol	21.66	266	548887	177.59 ul/l		100
64)	Phenanthrene	22.00	178	3864275	159.00 ul/l		98
65)	Anthracene	22.13	178	3760243	155.07 ul/l		99
66)	Di-n-butylphthalate	23.64	149	5400001	147.58 ul/l		98
67)	Fluoranthene	25.05	202	3957090	158.82 ul/l		89
69)	Benzidine	25.48	184	2800719	176.48 ul/l		100
70)	Pyrene	25.62	202	3966094	169.13 ul/l		88
72)	Butylbenzylphthalate	27.44	149	2359993	151.89 ul/l		88
73)	3,3'-Dichlorobenzidine	28.75	252	1251827	166.58 ul/l		95
74)	Benzo[a]anthracene	28.69	228	3667155	171.51 ul/l		100
75)	bis(2-Ethylhexyl)phthalate	28.92	149	2991537	153.75 ul/l		99
76)	Chrysene	28.84	228	3228483	170.07 ul/l		99
78)	Di-n-octylphthalate	30.38	149	5902719	112.60 ul/l		100
79)	Benzo[b]fluoranthene	31.33	252	3584954m	123.95 ul/l		
80)	Benzo[k]fluoranthene	31.35	252	3281159m	124.28 ul/l		
81)	Benzo[a]pyrene	32.02	252	3220707	123.57 ul/l		86
82)	Indeno[1,2,3-cd]pyrene	34.42	276	3404050	124.83 ul/l	#	46
83)	Dibenz[a,h]anthracene	34.41	278	2920029	125.68 ul/l	#	75
84)	Benzo[g,h,i]perylene	34.97	276	2761957	125.70 ul/l	#	67

(#) = qualifier out of range (m) = manual integration

SV-210

Quantitation Report

Data File : D:\E\DATA\JUL06\E0720\E2266.D
Acq On : 20 Jul 2006 4:56 pm
Sample : SSTD020
Misc :
MS Integration Params: rteint.p
Quant Time: Jul 21 7:10 2006

Vial: 27
Operator:
Inst : GC/MS Ins
Multiplr: 1.00

Quant Results File: SVE80701.RES

Method : D:\E\METHODS\SVE80701.M (RTE Integrator)
Title : SEMI-VOA 8270 CALIBRATION HP5971BE
Last Update : Mon Jul 10 13:46:22 2006
Response via : Initial Calibration

TIC: E2266.D



Quantitation Report (QT Reviewed)

Data File : D:\E\DATA\JUL06\E0720\E2266.D
Acq On : 20 Jul 2006 4:56 pm
Sample : SSTD020
Misc :
MS Integration Params: rteint.p
Quant Time: Jul 21 7:10 2006

Vial: 27
Operator:
Inst : GC/MS Ins
Multiplr: 1.00

Quant Results File: SVE80701.RES

Quant Method : D:\E\METHODS\SVE80701.M (RTE Integrator)
Title : SEMI-VOA 8270 CALIBRATION HP5971BE
Last Update : Mon Jul 10 13:46:22 2006
Response via : Initial Calibration
DataAcq Meth : SVE80701

Internal Standards	R.T.	QIon	Response	Conc	Units	Dev(Min)
1) 1,4-Dichlorobenzene-d4	10.38	152	228099	40.00	ul/l	0.11
19) Naphthalene-d8	13.60	136	991259	40.00	ul/l	0.11
34) Acenaphthene-d10	18.13	164	528404	40.00	ul/l	0.11
55) Phenanthrene-d10	21.87	188	823410	40.00	ul/l	0.11
68) Chrysene-d12	28.66	240	599231	40.00	ul/l	0.11
77) Perylene-d12	32.05	264	604711	40.00	ul/l	0.13

System Monitoring Compounds						
4) 2-Fluorophenol	7.39	112	161266	21.34	ul/l	0.11
Spiked Amount 200.000	Range 21 - 100		Recovery = 10.67%#			
6) Phenol-d5	9.77	99	232963	23.65	ul/l	0.08
Spiked Amount 200.000	Range 10 - 94		Recovery = 11.82%			
20) Nitrobenzene-d5	11.86	82	233260	21.37	ul/l	0.10
Spiked Amount 100.000	Range 35 - 114		Recovery = 21.37%#			
38) 2-Fluorobiphenyl	16.44	172	363365	23.28	ul/l	0.10
Spiked Amount 100.000	Range 43 - 116		Recovery = 23.28%#			
54) 2,4,6-Tribromophenol	20.17	330	37686	18.87	ul/l	0.11
Spiked Amount 200.000	Range 10 - 123		Recovery = 9.44%#			
71) Terphenyl-d14	26.01	244	325733	23.34	ul/l	0.11
Spiked Amount 100.000	Range 33 - 141		Recovery = 23.34%#			

Target Compounds						Qvalue
2) Pyridine	4.07	79	93485m	17.18	ul/l	
3) N-Nitrosodimethylamine	4.12	74	105022	21.52	ul/l #	60
5) Aniline	9.71	93	321405	22.70	ul/l	86
7) Phenol	9.79	94	264627	24.61	ul/l	81
8) bis(2-Chloroethyl)ether	9.92	93	218608	25.97	ul/l #	76
9) 2-Chlorophenol	9.95	128	188234	23.52	ul/l #	81
10) 1,3-Dichlorobenzene	10.28	146	191294	23.38	ul/l	98
11) 1,4-Dichlorobenzene	10.42	146	197381	23.63	ul/l	97
12) Benzyl alcohol	10.86	79	185932	21.32	ul/l #	81
13) 1,2-Dichlorobenzene	10.88	146	184433	23.91	ul/l	99
14) 2-Methylphenol	11.23	108	188839	24.98	ul/l	97
15) bis(2-chloroisopropyl)ethe	11.26	45	335184	28.92	ul/l	70
16) 3&4-Methylphenol	11.62	108	197352	24.67	ul/l	97
17) N-Nitroso-di-n-propylamine	11.61	70	169908	23.07	ul/l	77
18) Hexachloroethane	11.63	117	83885	22.38	ul/l	94
21) Nitrobenzene	11.91	77	234312	22.14	ul/l	82
22) Isophorone	12.51	82	471962	21.70	ul/l	92
23) 2-Nitrophenol	12.72	139	118249	23.13	ul/l	74
24) 2,4-Dimethylphenol	12.92	107	209744	20.87	ul/l	92
25) Benzoic Acid	13.27	122	65205	12.51	ul/l #	79
26) bis(2-Chloroethoxy)methane	13.15	93	283686	24.28	ul/l	99
27) 2,4-Dichlorophenol	13.31	162	149921	21.91	ul/l	95
28) 1,2,4-Trichlorobenzene	13.51	180	148733	22.33	ul/l	98
29) Naphthalene	13.64	128	578787	24.94	ul/l	99
30) 4-Chloroaniline	13.91	127	247383	22.16	ul/l	98
31) Hexachlorobutadiene	14.14	225	74105	20.06	ul/l	100
32) 4-Chloro-3-methylphenol	15.20	107	202138	21.79	ul/l	85
33) 2-Methylnaphthalene	15.41	142	371599	23.52	ul/l	98
35) Hexachlorocyclopentadiene	16.01	237	68094	18.34	ul/l	100

(#) = qualifier out of range (m) = manual integration

SV-212

Quantitation Report (QT Reviewed)

Data File : D:\E\DATA\JUL06\E0720\E2266.D
Acq On : 20 Jul 2006 4:56 pm
Sample : SSTD020
Misc :
MS Integration Params: rteint.p
Quant Time: Jul 21 7:10 2006

Vial: 27
Operator:
Inst : GC/MS Ins
Multiplr: 1.00

Quant Results File: SVE80701.RES

Quant Method : D:\E\METHODS\SVE80701.M (RTE Integrator)
Title : SEMI-VOA 8270 CALIBRATION HP5971BE
Last Update : Mon Jul 10 13:46:22 2006
Response via : Initial Calibration
DataAcq Meth : SVE80701

	Compound	R.T.	QIon	Response	Conc Unit		Qvalue
36)	2,4,6-Trichlorophenol	16.25	196	100786	21.87 ul/l		100
37)	2,4,5-Trichlorophenol	16.33	196	108245	21.92 ul/l		98
39)	2-Chloronaphthalene	16.65	162	340659	23.80 ul/l		95
40)	2-Nitroaniline	17.06	65	141374	21.54 ul/l	#	66
41)	Dimethylphthalate	17.65	163	433610	24.82 ul/l		99
42)	Acenaphthylene	17.72	152	609722	25.26 ul/l		98
43)	3-Nitroaniline	18.14	138	120291	23.78 ul/l	#	74
44)	Acenaphthene	18.21	153	351894	24.34 ul/l		97
45)	2,4-Dinitrophenol	18.39	184	30727	15.01 ul/l		81
46)	4-Nitrophenol	18.62	109	57946	17.33 ul/l	#	24
47)	Dibenzofuran	18.61	168	474211	23.99 ul/l	#	67
48)	2,6-Dinitrotoluene	17.81	165	110630	23.54 ul/l		87
49)	2,4-Dinitrotoluene	18.79	165	143024	23.02 ul/l		77
50)	Diethylphthalate	19.45	149	460848	24.08 ul/l		97
51)	4-Chlorophenyl-phenylether	19.53	204	163557	23.13 ul/l		88
52)	Fluorene	19.49	166	396845	24.57 ul/l		100
53)	4-Nitroaniline	19.72	138	128629	22.43 ul/l		79
56)	4,6-Dinitro-2-methylphenol	19.82	198	62376	21.00 ul/l		100
57)	Carbazole	22.51	167	529995	24.06 ul/l		96
58)	n-Nitrosodiphenylamine	19.88	169	338519	25.09 ul/l		97
59)	1,2-Diphenylhydrazine	19.93	77	586302	25.27 ul/l		97
60)	Azobenzene	19.93	77	586302	25.27 ul/l		97
61)	4-Bromophenyl-phenylether	20.76	248	83958	21.29 ul/l		93
62)	Hexachlorobenzene	21.10	284	90499	20.37 ul/l		96
63)	Pentachlorophenol	21.59	266	55074	18.78 ul/l		100
64)	Phenanthrene	21.93	178	554079	24.03 ul/l		100
65)	Anthracene	22.04	178	547675	23.80 ul/l		99
66)	Di-n-butylphthalate	23.59	149	839230	24.17 ul/l		99
67)	Fluoranthene	24.97	202	544026	23.01 ul/l		95
69)	Benzidine	25.39	184	361249	24.50 ul/l		100
70)	Pyrene	25.54	202	549986	25.24 ul/l		95
72)	Butylbenzylphthalate	27.37	149	387080	26.81 ul/l		87
73)	3,3'-Dichlorobenzidine	28.63	252	118796	17.01 ul/l		97
74)	Benzo[a]anthracene	28.60	228	468011	23.56 ul/l		99
75)	bis(2-Ethylhexyl)phthalate	28.86	149	499151	27.61 ul/l		98
76)	Chrysene	28.72	228	405843	23.01 ul/l		99
78)	Di-n-octylphthalate	30.33	149	947486	18.45 ul/l		99
79)	Benzo[b]fluoranthene	31.20	252	420920m	14.86 ul/l		
80)	Benzo[k]fluoranthene	31.25	252	406505	15.72 ul/l		95
81)	Benzo[a]pyrene	31.90	252	384912	15.08 ul/l		96
82)	Indeno[1,2,3-cd]pyrene	34.22	276	382228	14.31 ul/l	#	69
83)	Dibenz[a,h]anthracene	34.23	278	319167	14.02 ul/l		87
84)	Benzo[g,h,i]perylene	34.79	276	320073	14.87 ul/l		85

(#) = qualifier out of range (m) = manual integration

Quantitation Report

Data File : D:\E\DATA\JUL06\E0720\E2267.D
Acq On : 20 Jul 2006 5:41 pm
Sample : SSTD080
Misc :
MS Integration Params: rteint.p
Quant Time: Jul 21 7:10 2006

Vial: 28
Operator:
Inst : GC/MS Ins
Multiplr: 1.00
Quant Results File: SVE80701.RES

Method : D:\E\METHODS\SVE80701.M (RTE Integrator)
Title : SEMI-VOA 8270 CALIBRATION HP5971BE
Last Update : Mon Jul 10 13:46:22 2006
Response via : Initial Calibration

TIC: E2267.D



SV-214

Quantitation Report (QT Reviewed)

Data File : D:\E\DATA\JUL06\E0720\E2267.D
Acq On : 20 Jul 2006 5:41 pm
Sample : SSTD080
Misc :
MS Integration Params: rteint.p
Quant Time: Jul 21 7:10 2006

Vial: 28
Operator:
Inst : GC/MS Ins
Multiplr: 1.00

Quant Results File: SVE80701.RES

Quant Method : D:\E\METHODS\SVE80701.M (RTE Integrator)
Title : SEMI-VOA 8270 CALIBRATION HP5971BE
Last Update : Mon Jul 10 13:46:22 2006
Response via : Initial Calibration
DataAcq Meth : SVE80701

Internal Standards	R.T.	QIon	Response	Conc Units	Dev(Min)
1) 1,4-Dichlorobenzene-d4	10.39	152	273164	40.00 ul/l	0.12
19) Naphthalene-d8	13.62	136	1185513	40.00 ul/l	0.13
34) Acenaphthene-d10	18.15	164	654871	40.00 ul/l	0.13
55) Phenanthrene-d10	21.91	188	1027826	40.00 ul/l	0.14
68) Chrysene-d12	28.71	240	763190	40.00 ul/l	0.15
77) Perylene-d12	32.09	264	755900	40.00 ul/l	0.16

System Monitoring Compounds					
4) 2-Fluorophenol	7.42	112	814772	90.04 ul/l	0.13
Spiked Amount 200.000	Range 21 - 100		Recovery = 45.02%		
6) Phenol-d5	9.82	99	1069865	90.69 ul/l	0.13
Spiked Amount 200.000	Range 10 - 94		Recovery = 45.34%		
20) Nitrobenzene-d5	11.91	82	1094806	83.87 ul/l	0.14
Spiked Amount 100.000	Range 35 - 114		Recovery = 83.87%		
38) 2-Fluorobiphenyl	16.48	172	1603409	82.88 ul/l	0.13
Spiked Amount 100.000	Range 43 - 116		Recovery = 82.88%		
54) 2,4,6-Tribromophenol	20.22	330	210631	85.11 ul/l	0.15
Spiked Amount 200.000	Range 10 - 123		Recovery = 42.56%		
71) Terphenyl-d14	26.05	244	1575830	88.66 ul/l	0.14
Spiked Amount 100.000	Range 33 - 141		Recovery = 88.66%		

Target Compounds					Qvalue
2) Pyridine	4.04	79	626840m	96.18 ul/l	
3) N-Nitrosodimethylamine	4.15	74	515622	88.24 ul/l #	56
5) Aniline	9.75	93	1520953	89.68 ul/l	86
7) Phenol	9.85	94	1139333	88.49 ul/l	75
8) bis(2-Chloroethyl)ether	9.94	93	906979	89.96 ul/l #	75
9) 2-Chlorophenol	9.97	128	832596	86.86 ul/l	82
10) 1,3-Dichlorobenzene	10.29	146	844560	86.19 ul/l	98
11) 1,4-Dichlorobenzene	10.45	146	833800	83.34 ul/l	99
12) Benzyl alcohol	10.92	79	839754	80.40 ul/l #	78
13) 1,2-Dichlorobenzene	10.89	146	757625	82.02 ul/l	98
14) 2-Methylphenol	11.27	108	756099	83.53 ul/l	97
15) bis(2-chloroisopropyl)ethe	11.28	45	1180658	85.06 ul/l #	56
16) 3&4-Methylphenol	11.68	108	795778	83.08 ul/l	98
17) N-Nitroso-di-n-propylamine	11.70	70	733431	83.15 ul/l	76
18) Hexachloroethane	11.63	117	366826	81.71 ul/l	99
21) Nitrobenzene	11.96	77	1063858	84.04 ul/l	82
22) Isophorone	12.60	82	2267003	87.16 ul/l	91
23) 2-Nitrophenol	12.75	139	545874	89.29 ul/l	70
24) 2,4-Dimethylphenol	12.98	107	978672	81.44 ul/l	89
25) Benzoic Acid	13.59	122	549686m	88.18 ul/l	
26) bis(2-Chloroethoxy)methane	13.21	93	1208654	86.48 ul/l	98
27) 2,4-Dichlorophenol	13.37	162	699567	85.50 ul/l	95
28) 1,2,4-Trichlorobenzene	13.53	180	668296	83.91 ul/l	98
29) Naphthalene	13.68	128	2306447	83.11 ul/l	100
30) 4-Chloroaniline	13.94	127	1148112	86.00 ul/l	98
31) Hexachlorobutadiene	14.16	225	344864	78.04 ul/l	99
32) 4-Chloro-3-methylphenol	15.23	107	912859	82.30 ul/l	84
33) 2-Methylnaphthalene	15.44	142	1563416	82.75 ul/l	98
35) Hexachlorocyclopentadiene	16.03	237	372267	80.89 ul/l	99

(#) = qualifier out of range (m) = manual integration

SV-215

Quantitation Report (QT Reviewed)

Data File : D:\E\DATA\JUL06\E0720\E2267.D
Acq On : 20 Jul 2006 5:41 pm
Sample : SSTD080
Misc :
MS Integration Params: rteint.p
Quant Time: Jul 21 7:10 2006

Vial: 28
Operator:
Inst : GC/MS Ins
Multiplr: 1.00

Quant Results File: SVE80701.RES

Quant Method : D:\E\METHODS\SVE80701.M (RTE Integrator)
Title : SEMI-VOA 8270 CALIBRATION HP5971BE
Last Update : Mon Jul 10 13:46:22 2006
Response via : Initial Calibration
DataAcq Meth : SVE80701

Compound	R.T.	QIon	Response	Conc Unit	Qvalue
36) 2,4,6-Trichlorophenol	16.28	196	480167	84.06 ul/l	99
37) 2,4,5-Trichlorophenol	16.36	196	519510	84.87 ul/l	98
39) 2-Chloronaphthalene	16.68	162	1457947	82.18 ul/l	95
40) 2-Nitroaniline	17.11	65	665071	81.77 ul/l #	66
41) Dimethylphthalate	17.73	163	1741775	80.44 ul/l	100
42) Acenaphthylene	17.77	152	2368054	79.17 ul/l	100
43) 3-Nitroaniline	18.24	138	541042	86.31 ul/l #	77
44) Acenaphthene	18.26	153	1462372	81.62 ul/l	97
45) 2,4-Dinitrophenol	18.47	184	282029	111.20 ul/l	75
46) 4-Nitrophenol	18.73	109	304414	73.47 ul/l #	53
47) Dibenzofuran	18.66	168	2071838	84.57 ul/l	92
48) 2,6-Dinitrotoluene	17.88	165	511150	87.74 ul/l	86
49) 2,4-Dinitrotoluene	18.88	165	693659	90.09 ul/l	78
50) Diethylphthalate	19.52	149	1915627	80.75 ul/l	99
51) 4-Chlorophenyl-phenylether	19.57	204	714118	81.50 ul/l	91
52) Fluorene	19.54	166	1598621	79.86 ul/l	99
53) 4-Nitroaniline	19.88	138	650055	91.45 ul/l #	74
56) 4,6-Dinitro-2-methylphenol	19.93	198	365598	98.63 ul/l	100
57) Carbazole	22.55	167	2263662	82.32 ul/l	95
58) n-Nitrosodiphenylamine	19.95	169	1358756	80.69 ul/l	97
59) 1,2-Diphenylhydrazine	19.98	77	2265211	78.23 ul/l #	44
60) Azobenzene	19.98	77	2265211	78.23 ul/l #	44
61) 4-Bromophenyl-phenylether	20.79	248	408073	82.91 ul/l	98
62) Hexachlorobenzene	21.15	284	457016	82.43 ul/l	89
63) Pentachlorophenol	21.63	266	319989	87.41 ul/l	100
64) Phenanthrene	21.98	178	2381062	82.72 ul/l	99
65) Anthracene	22.10	178	2364059	82.31 ul/l	99
66) Di-n-butylphthalate	23.62	149	3470708	80.08 ul/l	98
67) Fluoranthene	25.02	202	2457063	83.26 ul/l	92
69) Benzidine	25.44	184	1709541	91.03 ul/l	100
70) Pyrene	25.60	202	2460648	88.67 ul/l	92
72) Butylbenzylphthalate	27.42	149	1582362	86.06 ul/l	87
73) 3,3'-Dichlorobenzidine	28.71	252	751445	84.50 ul/l	96
74) Benzo[a]anthracene	28.65	228	2245083	88.73 ul/l	100
75) bis(2-Ethylhexyl)phthalate	28.90	149	1973476	85.70 ul/l	98
76) Chrysene	28.80	228	1973092	87.83 ul/l	99
78) Di-n-octylphthalate	30.37	149	3880306	60.45 ul/l	99
79) Benzo[b]fluoranthene	31.29	252	2194377m	61.97 ul/l	
80) Benzo[k]fluoranthene	31.33	252	1931929m	59.76 ul/l	
81) Benzo[a]pyrene	31.98	252	1946301	60.99 ul/l	89
82) Indeno[1,2,3-cd]pyrene	34.35	276	2047691	61.33 ul/l #	51
83) Dibenz[a,h]anthracene	34.35	278	1752493	61.60 ul/l #	77
84) Benzo[g,h,i]perylene	34.91	276	1642866	61.07 ul/l #	72

(#) = qualifier out of range (m) = manual integration

Quantitation Report

Data File : D:\E\DATA\JUL06\E0720\E2268.D
Acq On : 20 Jul 2006 6:25 pm
Sample : SSTD120
Misc :
MS Integration Params: rteint.p
Quant Time: Jul 21 7:11 2006

Vial: 29
Operator:
Inst : GC/MS Ins
Multiplr: 1.00

Quant Results File: SVE80701.RES

Method : D:\E\METHODS\SVE80701.M (RTE Integrator)
Title : SEMI-VOA 8270 CALIBRATION HP5971BE
Last Update : Mon Jul 10 13:46:22 2006
Response via : Initial Calibration



SV-217

Quantitation Report (QT Reviewed)

Data File : D:\E\DATA\JUL06\E0720\E2268.D
Acq On : 20 Jul 2006 6:25 pm
Sample : SSTD120
Misc :
MS Integration Params: rteint.p
Quant Time: Jul 21 7:11 2006

Vial: 29
Operator:
Inst : GC/MS Ins
Multiplr: 1.00

Quant Results File: SVE80701.RES

Quant Method : D:\E\METHODS\SVE80701.M (RTE Integrator)
Title : SEMI-VOA 8270 CALIBRATION HP5971BE
Last Update : Mon Jul 10 13:46:22 2006
Response via : Initial Calibration
DataAcq Meth : SVE80701

Internal Standards	R.T.	QIon	Response	Conc Units	Dev(Min)
1) 1,4-Dichlorobenzene-d4	10.40	152	264253	40.00 ul/l	0.13
19) Naphthalene-d8	13.63	136	1134229	40.00 ul/l	0.14
34) Acenaphthene-d10	18.16	164	647344	40.00 ul/l	0.14
55) Phenanthrene-d10	21.92	188	1000556	40.00 ul/l	0.16
68) Chrysene-d12	28.73	240	760663	40.00 ul/l	0.18
77) Perylene-d12	32.11	264	752763	40.00 ul/l	0.19

System Monitoring Compounds					
4) 2-Fluorophenol	7.43	112	1141037	130.35 ul/l	0.15
Spiked Amount 200.000	Range 21 - 100		Recovery = 65.17%		
6) Phenol-d5	9.85	99	1461945	128.10 ul/l	0.16
Spiked Amount 200.000	Range 10 - 94		Recovery = 64.05%		
20) Nitrobenzene-d5	11.93	82	1484132	118.84 ul/l	0.17
Spiked Amount 100.000	Range 35 - 114		Recovery = 118.84%#		
38) 2-Fluorobiphenyl	16.50	172	2232370	116.73 ul/l	0.16
Spiked Amount 100.000	Range 43 - 116		Recovery = 116.73%#		
54) 2,4,6-Tribromophenol	20.24	330	311600	127.38 ul/l	0.18
Spiked Amount 200.000	Range 10 - 123		Recovery = 63.69%		
71) Terphenyl-d14	26.07	244	2278944	128.64 ul/l	0.17
Spiked Amount 100.000	Range 33 - 141		Recovery = 128.64%		

Target Compounds					Qvalue
2) Pyridine	4.04	79	796618	126.35 ul/l #	69
3) N-Nitrosodimethylamine	4.15	74	724824	128.22 ul/l #	56
5) Aniline	9.75	93	2086594	127.18 ul/l	86
7) Phenol	9.89	94	1532679	123.06 ul/l	70
8) bis(2-Chloroethyl)ether	9.96	93	1212154	124.29 ul/l #	75
9) 2-Chlorophenol	10.00	128	1172331	126.43 ul/l	83
10) 1,3-Dichlorobenzene	10.31	146	1154806	121.82 ul/l	98
11) 1,4-Dichlorobenzene	10.45	146	1142425	118.03 ul/l	99
12) Benzyl alcohol	10.96	79	1213013	120.05 ul/l #	79
13) 1,2-Dichlorobenzene	10.90	146	1073501	120.13 ul/l	99
14) 2-Methylphenol	11.29	108	1023380	116.88 ul/l	96
15) bis(2-chloroisopropyl)ethe	11.29	45	1472119	109.63 ul/l #	47
16) 3&4-Methylphenol	11.72	108	1148769	123.98 ul/l	97
17) N-Nitroso-di-n-propylamine	11.77	70	1037462	121.58 ul/l	77
18) Hexachloroethane	11.64	117	518204	119.33 ul/l	100
21) Nitrobenzene	11.98	77	1401205	115.70 ul/l	82
22) Isophorone	12.65	82	3073662	123.51 ul/l	92
23) 2-Nitrophenol	12.76	139	747188	127.75 ul/l #	67
24) 2,4-Dimethylphenol	13.01	107	1352721	117.66 ul/l	88
25) Benzoic Acid	13.71	122	810750m	135.94 ul/l	
26) bis(2-Chloroethoxy)methane	13.22	93	1607750	120.24 ul/l	99
27) 2,4-Dichlorophenol	13.39	162	981195	125.35 ul/l	96
28) 1,2,4-Trichlorobenzene	13.54	180	931861	122.29 ul/l	98
29) Naphthalene	13.69	128	3070333	115.63 ul/l	99
30) 4-Chloroaniline	13.97	127	1584564	124.06 ul/l	99
31) Hexachlorobutadiene	14.17	225	482369	114.09 ul/l	99
32) 4-Chloro-3-methylphenol	15.26	107	1274416	120.09 ul/l	84
33) 2-Methylnaphthalene	15.45	142	2147249	118.80 ul/l	98
35) Hexachlorocyclopentadiene	16.03	237	540114	118.73 ul/l	99

(#) = qualifier out of range (m) = manual integration

SV-218

Quantitation Report (QT Reviewed)

Data File : D:\E\DATA\JUL06\E0720\E2268.D
Acq On : 20 Jul 2006 6:25 pm
Sample : SSTD120
Misc :
MS Integration Params: rteint.p
Quant Time: Jul 21 7:11 2006

Vial: 29
Operator:
Inst : GC/MS Ins
Multiplr: 1.00

Quant Results File: SVE80701.RES

Quant Method : D:\E\METHODS\SVE80701.M (RTE Integrator)
Title : SEMI-VOA 8270 CALIBRATION HP5971BE
Last Update : Mon Jul 10 13:46:22 2006
Response via : Initial Calibration
DataAcq Meth : SVE80701

Compound	R.T.	QIon	Response	Conc Unit	Qvalue
36) 2,4,6-Trichlorophenol	16.30	196	684097	121.15 ul/l	99
37) 2,4,5-Trichlorophenol	16.39	196	739072	122.14 ul/l	100
39) 2-Chloronaphthalene	16.70	162	2030347	115.78 ul/l	95
40) 2-Nitroaniline	17.14	65	923780	114.89 ul/l #	66
41) Dimethylphthalate	17.78	163	2345947	109.61 ul/l	100
42) Acenaphthylene	17.78	152	3206537	108.45 ul/l	100
43) 3-Nitroaniline	18.27	138	712488	114.98 ul/l	82
44) Acenaphthene	18.28	153	2011625	113.58 ul/l	97
45) 2,4-Dinitrophenol	18.51	184	432073	172.34 ul/l	76
46) 4-Nitrophenol	18.77	109	441691	107.84 ul/l #	58
47) Dibenzofuran	18.68	168	2893060	119.46 ul/l	96
48) 2,6-Dinitrotoluene	17.91	165	719108	124.87 ul/l	85
49) 2,4-Dinitrotoluene	18.93	165	983503	129.22 ul/l	79
50) Diethylphthalate	19.56	149	2472267	105.43 ul/l	99
51) 4-Chlorophenyl-phenylether	19.59	204	973295	112.38 ul/l	93
52) Fluorene	19.56	166	2176982	110.01 ul/l	99
53) 4-Nitroaniline	19.95	138	822715	117.08 ul/l #	68
56) 4,6-Dinitro-2-methylphenol	19.98	198	498248	138.08 ul/l	100
57) Carbazole	22.58	167	3118615	116.50 ul/l	95
58) n-Nitrosodiphenylamine	19.99	169	1827756	111.50 ul/l	98
59) 1,2-Diphenylhydrazine	20.01	77	2877125	102.07 ul/l #	40
60) Azobenzene	20.01	77	2877125	102.07 ul/l #	40
61) 4-Bromophenyl-phenylether	20.82	248	587472	122.61 ul/l	100
62) Hexachlorobenzene	21.16	284	662934	122.82 ul/l	86
63) Pentachlorophenol	21.66	266	466277	130.85 ul/l	99
64) Phenanthrene	22.00	178	3350913	119.58 ul/l	99
65) Anthracene	22.13	178	3242606	115.97 ul/l	99
66) Di-n-butylphthalate	23.64	149	4697300	111.34 ul/l	98
67) Fluoranthene	25.04	202	3460351	120.45 ul/l	89
69) Benzidine	25.47	184	2416375	129.09 ul/l	100
70) Pyrene	25.62	202	3498384	126.48 ul/l	88
72) Butylbenzylphthalate	27.43	149	2112545	115.27 ul/l	88
73) 3,3'-Dichlorobenzidine	28.74	252	1126973	127.14 ul/l	96
74) Benzo[a]anthracene	28.69	228	3234816	128.26 ul/l	100
75) bis(2-Ethylhexyl)phthalate	28.91	149	2677927	116.68 ul/l	98
76) Chrysene	28.84	228	2861942	127.82 ul/l	99
78) Di-n-octylphthalate	30.38	149	5291881	82.79 ul/l	100
79) Benzo[b]fluoranthene	31.32	252	3021218m	85.67 ul/l	
80) Benzo[k]fluoranthene	31.34	252	3045927m	94.62 ul/l	
81) Benzo[a]pyrene	32.01	252	2840628	89.38 ul/l	86
82) Indeno[1,2,3-cd]pyrene	34.39	276	3049103	91.70 ul/l #	48
83) Dibenz[a,h]anthracene	34.39	278	2615124	92.31 ul/l #	76
84) Benzo[g,h,i]perylene	34.96	276	2427492	90.61 ul/l #	69

(#) = qualifier out of range (m) = manual integration

Quantitation Report

Data File : E:\F\DATA\JUL06\F0725\F5827.D
Acq On : 25 Jul 2006 12:34
Sample : SSTD050
Misc :
MS Integration Params: rteint.p
Quant Time: Jul 26 8:53 2006

Vial: 25
Operator: JOSE
Inst : HP5971AF
Multiplr: 1.00

Quant Results File: SVF80725.RES

Method : E:\F\METHODS\SVF80725.M (RTE Integrator)
Title : SEMI-VOA 8270 CALIBRATION HP5971AF
Last Update : Tue Aug 08 13:01:22 2006
Response via : Initial Calibration



Quantitation Report (QT Reviewed)

Data File : E:\F\DATA\JUL06\F0725\F5827.D
Acq On : 25 Jul 2006 12:34
Sample : SSTD050
Misc :
MS Integration Params: rteint.p
Quant Time: Jul 26 8:53 2006

Vial: 25
Operator: JOSE
Inst : HP5971AF
Multiplr: 1.00

Quant Results File: SVF80725.RES

Quant Method : E:\F\METHODS\SVF80725.M (RTE Integrator)
Title : SEMI-VOA 8270 CALIBRATION HP5971AF
Last Update : Tue Jul 25 16:35:06 2006
Response via : Initial Calibration
DataAcq Meth : SVF80717

Internal Standards	R.T.	QIon	Response	Conc	Units	Dev(Min)
1) 1,4-Dichlorobenzene-d4	10.06	152	424244	40.00	ul/l	-0.16
19) Naphthalene-d8	13.27	136	1607528	40.00	ul/l	-0.17
34) Acenaphthene-d10	17.80	164	770152	40.00	ul/l	-0.18
55) Phenanthrene-d10	21.54	188	1083119	40.00	ul/l	-0.19
68) Chrysene-d12	28.36	240	955576	40.00	ul/l	-0.18
77) Perylene-d12	31.77	264	859464	40.00	ul/l	-0.18
System Monitoring Compounds						
4) 2-Fluorophenol	7.12	112	837962	49.82	ul/l	-0.11
Spiked Amount 200.000	Range 21 - 100		Recovery = 24.91%			
6) Phenol-d5	9.56	99	1183261	51.33	ul/l	-0.07
Spiked Amount 200.000	Range 10 - 94		Recovery = 25.66%			
20) Nitrobenzene-d5	11.57	82	1110610	51.80	ul/l	-0.11
Spiked Amount 100.000	Range 35 - 114		Recovery = 51.80%			
38) 2-Fluorobiphenyl	16.12	172	1348574	53.27	ul/l	-0.18
Spiked Amount 100.000	Range 43 - 116		Recovery = 53.27%			
54) 2,4,6-Tribromophenol	19.86	330	208696	54.21	ul/l	-0.22
Spiked Amount 200.000	Range 10 - 123		Recovery = 27.11%			
71) Terphenyl-d14	25.70	244	1068426	47.90	ul/l	-0.17
Spiked Amount 100.000	Range 33 - 141		Recovery = 47.90%			

Target Compounds						Qvalue
2) Pyridine	3.69	79	853615m	52.88	ul/l	
3) N-Nitrosodimethylamine	3.80	74	741266	52.55	ul/l #	76
5) Aniline	9.42	93	1651037	50.22	ul/l	84
7) Phenol	9.59	94	1430761	54.11	ul/l	75
8) bis(2-Chloroethyl)ether	9.62	93	1187967	53.33	ul/l	93
9) 2-Chlorophenol	9.66	128	874839	51.54	ul/l	86
10) 1,3-Dichlorobenzene	9.94	146	839257	52.55	ul/l	99
11) 1,4-Dichlorobenzene	10.10	146	854931	52.84	ul/l	98
12) Benzyl alcohol	10.60	79	874068	49.92	ul/l	92
13) 1,2-Dichlorobenzene	10.55	146	811698	52.71	ul/l	99
14) 2-Methylphenol	10.99	108	856397	50.67	ul/l	98
15) bis(2-chloroisopropyl)ethe	10.95	45	2215336	51.61	ul/l	99
16) 3&4-Methylphenol	11.39	108	909674	51.30	ul/l	91
17) N-Nitroso-di-n-propylamine	11.34	70	840569	51.87	ul/l	93
18) Hexachloroethane	11.27	117	405949	52.01	ul/l	91
21) Nitrobenzene	11.62	77	1127929	51.45	ul/l #	76
22) Isophorone	12.23	82	2342572	53.26	ul/l	85
23) 2-Nitrophenol	12.42	139	515906	50.24	ul/l #	68
24) 2,4-Dimethylphenol	12.67	107	854362	51.91	ul/l	93
25) Benzoic Acid	13.31	122	371734	52.92	ul/l #	80
26) bis(2-Chloroethoxy)methane	12.87	93	1373811	52.45	ul/l	96
27) 2,4-Dichlorophenol	13.05	162	642295	52.82	ul/l	93
28) 1,2,4-Trichlorobenzene	13.18	180	651364	51.67	ul/l	97
29) Naphthalene	13.33	128	2226092	52.97	ul/l	100
30) 4-Chloroaniline	13.61	127	1060445	52.81	ul/l	97
31) Hexachlorobutadiene	13.80	225	328053	54.34	ul/l	99
32) 4-Chloro-3-methylphenol	14.95	107	769812	51.83	ul/l	98
33) 2-Methylnaphthalene	15.08	142	1326016	53.50	ul/l	98

(#) = qualifier out of range (m) = manual integration

SV-221

Quantitation Report (QT Reviewed)

Data File : E:\F\DATA\JUL06\F0725\F5827.D
Acq On : 25 Jul 2006 12:34
Sample : SSTD050
Misc :
MS Integration Params: rteint.p
Quant Time: Jul 26 8:53 2006

Vial: 25
Operator: JOSE
Inst : HP5971AF
Multiplr: 1.00

Quant Results File: SVF80725.RES

Quant Method : E:\F\METHODS\SVF80725.M (RTE Integrator)
Title : SEMI-VOA 8270 CALIBRATION HP5971AF
Last Update : Tue Jul 25 16:35:06 2006
Response via : Initial Calibration
DataAcq Meth : SVF80717

	Compound	R.T.	QIon	Response	Conc Unit		Qvalue
35)	Hexachlorocyclopentadiene	15.65	237	243864	56.05 ul/l		98
36)	2,4,6-Trichlorophenol	15.95	196	444843	53.10 ul/l		99
37)	2,4,5-Trichlorophenol	16.05	196	471884	53.85 ul/l		99
39)	2-Chloronaphthalene	16.33	162	1251243	52.31 ul/l		96
40)	2-Nitroaniline	16.78	65	623356	55.13 ul/l	#	53
41)	Dimethylphthalate	17.39	163	1356024	50.72 ul/l		100
42)	Acenaphthylene	17.39	152	1849804	51.85 ul/l		98
43)	3-Nitroaniline	17.89	138	461613	53.91 ul/l	#	75
44)	Acenaphthene	17.89	153	1129257	53.15 ul/l		98
45)	2,4-Dinitrophenol	18.15	184	229673	52.41 ul/l	#	73
46)	4-Nitrophenol	18.45	109	179849m	57.16 ul/l		
47)	Dibenzofuran	18.29	168	1674489	52.31 ul/l		92
48)	2,6-Dinitrotoluene	17.53	165	401558	52.12 ul/l		80
49)	2,4-Dinitrotoluene	18.54	165	507806	53.00 ul/l	#	58
50)	Diethylphthalate	19.17	149	1341574	59.09 ul/l		97
51)	4-Chlorophenyl-phenylether	19.21	204	625351	63.47 ul/l		96
52)	Fluorene	19.17	166	1266111	56.27 ul/l		98
53)	4-Nitroaniline	19.53	138	420656	57.79 ul/l		81
56)	4,6-Dinitro-2-methylphenol	19.59	198	328906	57.76 ul/l		100
57)	Carbazole	22.21	167	1415784	47.20 ul/l		95
58)	n-Nitrosodiphenylamine	19.60	169	1099931	55.47 ul/l		97
59)	1,2-Diphenylhydrazine	19.62	77	2251080	56.88 ul/l		66
60)	Azobenzene	19.62	77	2251080	56.88 ul/l		66
61)	4-Bromophenyl-phenylether	20.44	248	367897	50.95 ul/l		90
62)	Hexachlorobenzene	20.78	284	451275	50.73 ul/l		90
63)	Pentachlorophenol	21.30	266	246776	48.96 ul/l		98
64)	Phenanthrene	21.61	178	1703076	49.90 ul/l		99
65)	Anthracene	21.72	178	1625195	49.60 ul/l		98
66)	Di-n-butylphthalate	23.28	149	2340527	49.73 ul/l		99
67)	Fluoranthene	24.65	202	1616732	49.37 ul/l		94
69)	Benzidine	25.09	184	980374	46.96 ul/l		100
70)	Pyrene	25.23	202	1564097	45.88 ul/l		99
72)	Butylbenzylphthalate	27.07	149	1052717	50.19 ul/l		80
73)	3,3'-Dichlorobenzidine	28.35	252	692174	52.74 ul/l		97
74)	Benzo[a]anthracene	28.30	228	1566160	48.33 ul/l		98
75)	bis(2-Ethylhexyl)phthalate	28.57	149	1362350	50.46 ul/l		98
76)	Chrysene	28.44	228	1466944	49.25 ul/l		98
78)	Di-n-octylphthalate	30.04	149	2520413	55.41 ul/l		100
79)	Benzo[b]fluoranthene	30.94	252	1574720m	49.08 ul/l		
80)	Benzo[k]fluoranthene	30.99	252	1303517m	49.50 ul/l		
81)	Benzo[a]pyrene	31.64	252	1363697	50.15 ul/l		96
82)	Indeno[1,2,3-cd]pyrene	33.98	276	1565994	52.30 ul/l		88
83)	Dibenz[a,h]anthracene	33.98	278	1404491	54.00 ul/l		95
84)	Benzo[g,h,i]perylene	34.52	276	1205257	48.08 ul/l		91

(#) = qualifier out of range (m) = manual integration

SV-222

Quantitation Report

Data File : E:\F\DATA\JUL06\F0725\F5828.D
Acq On : 25 Jul 2006 13:20
Sample : SSTD160
Misc :
MS Integration Params: rteint.p
Quant Time: Jul 25 16:26 2006

Vial: 26
Operator: JOSE
Inst : HP5971AF
Multiplr: 1.00

Quant Results File: SVF80717.RES

Method : E:\F\METHODS\SVF80717.M (RTE Integrator)
Title : SEMI-VOA 8270 CALIBRATION HP5971AF
Last Update : Tue Jul 18 08:37:56 2006
Response via : Initial Calibration



SV-22

Quantitation Report (QT Reviewed)

Data File : E:\F\DATA\JUL06\F0725\F5828.D
Acq On : 25 Jul 2006 13:20
Sample : SSTD160
Misc :
MS Integration Params: rteint.p
Quant Time: Jul 25 16:26 2006

Vial: 26
Operator: JOSE
Inst : HP5971AF
Multiplr: 1.00

Quant Results File: SVF80717.RES

Quant Method : E:\F\METHODS\SVF80717.M (RTE Integrator)
Title : SEMI-VOA 8270 CALIBRATION HP5971AF
Last Update : Tue Jul 18 08:37:56 2006
Response via : Initial Calibration
DataAcq Meth : SVF80717

Internal Standards	R.T.	QIon	Response	Conc	Units	Dev(Min)
1) 1,4-Dichlorobenzene-d4	10.08	152	394491	40.00	ul/l	-0.14
19) Naphthalene-d8	13.31	136	1501206	40.00	ul/l	-0.14
34) Acenaphthene-d10	17.82	164	764418	40.00	ul/l	-0.16
55) Phenanthrene-d10	21.61	188	971857	40.00	ul/l	-0.11
68) Chrysene-d12	28.43	240	842082	40.00	ul/l	-0.12
77) Perylene-d12	31.82	264	919493	40.00	ul/l	-0.12

System Monitoring Compounds

4) 2-Fluorophenol	7.18	112	2650310	189.03	ul/l	-0.05
Spiked Amount 200.000	Range 21 - 100		Recovery = 94.52%			
6) Phenol-d5	9.64	99	3440813	185.19	ul/l	0.02
Spiked Amount 200.000	Range 10 - 94		Recovery = 92.59%			
20) Nitrobenzene-d5	11.64	82	3105636	197.47	ul/l	-0.04
Spiked Amount 100.000	Range 35 - 114		Recovery = 197.47%#			
38) 2-Fluorobiphenyl	16.19	172	3618685	152.61	ul/l	-0.11
Spiked Amount 100.000	Range 43 - 116		Recovery = 152.61%#			
54) 2,4,6-Tribromophenol	19.94	330	643238	249.15	ul/l	-0.15
Spiked Amount 200.000	Range 10 - 123		Recovery = 124.58%#			
71) Terphenyl-d14	25.75	244	3320563	152.38	ul/l	-0.12
Spiked Amount 100.000	Range 33 - 141		Recovery = 152.38%#			

Target Compounds

						Qvalue
2) Pyridine	3.74	79	2338087	186.84	ul/l #	70
3) N-Nitrosodimethylamine	3.86	74	2174173	179.28	ul/l	83
5) Aniline	9.48	93	5112247	201.81	ul/l	84
7) Phenol	9.67	94	3706669m	173.63	ul/l	
8) bis(2-Chloroethyl)ether	9.69	93	3038864	166.56	ul/l	95
9) 2-Chlorophenol	9.74	128	2485714	151.90	ul/l	83
10) 1,3-Dichlorobenzene	9.99	146	2227180	144.40	ul/l	99
11) 1,4-Dichlorobenzene	10.13	146	2236027	142.29	ul/l	97
12) Benzyl alcohol	10.73	79	2706491	205.58	ul/l	93
13) 1,2-Dichlorobenzene	10.58	146	2158426	143.21	ul/l	99
14) 2-Methylphenol	11.06	108	2547720	175.23	ul/l	99
15) bis(2-chloroisopropyl)ethe	10.98	45	5949812m	210.50	ul/l	
16) 3&4-Methylphenol	11.49	108	2682837m	169.69	ul/l	
17) N-Nitroso-di-n-propylamine	11.53	70	2330766m	188.93	ul/l	
18) Hexachloroethane	11.30	117	1093137	157.36	ul/l	91
21) Nitrobenzene	11.69	77	3207648	198.01	ul/l #	77
22) Isophorone	12.41	82	6243496m	186.82	ul/l	
23) 2-Nitrophenol	12.46	139	1647424	165.76	ul/l #	71
24) 2,4-Dimethylphenol	12.78	107	2449221	186.54	ul/l	94
25) Benzoic Acid	13.65	122	1264953m	305.56	ul/l	
26) bis(2-Chloroethoxy)methane	12.94	93	3849595	179.54	ul/l	97
27) 2,4-Dichlorophenol	13.14	162	1841371	163.05	ul/l	94
28) 1,2,4-Trichlorobenzene	13.22	180	1879237	178.51	ul/l	98
29) Naphthalene	13.38	128	5898051	152.19	ul/l	100
30) 4-Chloroaniline	13.68	127	3099827	157.51	ul/l	98
31) Hexachlorobutadiene	13.83	225	836890	204.89	ul/l	99
32) 4-Chloro-3-methylphenol	15.00	107	2276086	185.01	ul/l	98
33) 2-Methylnaphthalene	15.13	142	3603874	147.78	ul/l	97

(#) = qualifier out of range (m) = manual integration

SV-224

Quantitation Report (QT Reviewed)

Data File : E:\F\DATA\JUL06\F0725\F5828.D
Acq On : 25 Jul 2006 13:20
Sample : SSTD160
Misc :
MS Integration Params: rteint.p
Quant Time: Jul 25 16:26 2006

Vial: 26
Operator: JOSE
Inst : HP5971AF
Multiplr: 1.00

Quant Results File: SVF80717.RES

Quant Method : E:\F\METHODS\SVF80717.M (RTE Integrator)
Title : SEMI-VOA 8270 CALIBRATION HP5971AF
Last Update : Tue Jul 18 08:37:56 2006
Response via : Initial Calibration
DataAcq Meth : SVF80717

	Compound	R.T.	QIon	Response	Conc Unit		Qvalue
35)	Hexachlorocyclopentadiene	15.69	237	861359	257.46 ul/l		98
36)	2,4,6-Trichlorophenol	16.01	196	1299291	175.52 ul/l		99
37)	2,4,5-Trichlorophenol	16.13	196	1294672	163.38 ul/l		98
39)	2-Chloronaphthalene	16.38	162	3600331	147.22 ul/l		97
40)	2-Nitroaniline	16.86	65	1809426	177.92 ul/l	#	55
41)	Dimethylphthalate	17.53	163	4121272	152.89 ul/l		99
42)	Acenaphthylene	17.46	152	5270180	136.51 ul/l		99
43)	3-Nitroaniline	18.03	138	1322802	126.95 ul/l	#	75
44)	Acenaphthene	17.96	153	3165069	140.76 ul/l		98
45)	2,4-Dinitrophenol	18.27	184	851952	294.26 ul/l	#	72
46)	4-Nitrophenol	18.59	109	530254	206.46 ul/l	#	70
47)	Dibenzofuran	18.37	168	4925531	154.94 ul/l		88
48)	2,6-Dinitrotoluene	17.65	165	1265261	150.78 ul/l		87
49)	2,4-Dinitrotoluene	18.67	165	1517705	145.30 ul/l		77
50)	Diethylphthalate	19.29	149	2685214m	103.90 ul/l		
51)	4-Chlorophenyl-phenylether	19.28	204	1156490m	130.39 ul/l		
52)	Fluorene	19.22	166	3019545	131.68 ul/l		97
53)	4-Nitroaniline	19.69	138	986438	104.26 ul/l		80
56)	4,6-Dinitro-2-methylphenol	19.71	198	804651	213.98 ul/l		100
57)	Carbazole	22.28	167	4706778	154.09 ul/l		92
58)	n-Nitrosodiphenylamine	19.65	169	2519904	135.43 ul/l		96
59)	1,2-Diphenylhydrazine	19.63	77	4837894	134.60 ul/l		70
60)	Azobenzene	19.63	77	4837894	134.60 ul/l		70
61)	4-Bromophenyl-phenylether	20.49	248	1080540	212.00 ul/l		89
62)	Hexachlorobenzene	20.85	284	1317985	228.13 ul/l		87
63)	Pentachlorophenol	21.36	266	867808	259.80 ul/l		99
64)	Phenanthrene	21.69	178	5096611	165.40 ul/l		99
65)	Anthracene	21.81	178	4809494	156.62 ul/l		97
66)	Di-n-butylphthalate	23.32	149	6869910	130.45 ul/l		99
67)	Fluoranthene	24.72	202	4972024	176.29 ul/l		94
69)	Benzidine	25.18	184	3638318	154.84 ul/l		100
70)	Pyrene	25.30	202	5262365	138.13 ul/l		96
72)	Butylbenzylphthalate	27.13	149	2800967	96.50 ul/l		81
73)	3,3'-Dichlorobenzidine	28.47	252	1801752	169.18 ul/l		98
74)	Benzo[a]anthracene	28.39	228	4840238	151.06 ul/l		98
75)	bis(2-Ethylhexyl)phthalate	28.61	149	3518613	93.56 ul/l		95
76)	Chrysene	28.53	228	4008428	144.51 ul/l		98
78)	Di-n-octylphthalate	30.07	149	6985495m	97.74 ul/l		
79)	Benzo[b]fluoranthene	31.04	252	5142348m	160.96 ul/l		
80)	Benzo[k]fluoranthene	31.07	252	4160858m	156.68 ul/l		
81)	Benzo[a]pyrene	31.74	252	4722752	164.71 ul/l		99
82)	Indeno[1,2,3-cd]pyrene	34.14	276	5145106	182.58 ul/l		92
83)	Dibenz[a,h]anthracene	34.06	278	4469320	193.07 ul/l		96
84)	Benzo[g,h,i]perylene	34.67	276	4611021	191.15 ul/l		99

(#) = qualifier out of range (m) = manual integration

SV-225

Quantitation Report

Data File : E:\F\DATA\JUL06\F0725\F5829.D
Acq On : 25 Jul 2006 14:05
Sample : SSTD020
Misc :
MS Integration Params: rteint.p
Quant Time: Jul 25 16:23 2006

Vial: 27
Operator: JOSE
Inst : HP5971AF
Multiplr: 1.00

Quant Results File: SVF80717.RES

Method : E:\F\METHODS\SVF80717.M (RTE Integrator)
Title : SEMI-VOA 8270 CALIBRATION HP5971AF
Last Update : Tue Jul 18 08:37:56 2006
Response via : Initial Calibration



SV-226

Quantitation Report (QT Reviewed)

Data File : E:\F\DATA\JUL06\F0725\F5829.D
Acq On : 25 Jul 2006 14:05
Sample : SSTD020
Misc :
MS Integration Params: rteint.p
Quant Time: Jul 25 16:23 2006

Vial: 27
Operator: JOSE
Inst : HP5971AF
Multiplr: 1.00

Quant Results File: SVF80717.RES

Quant Method : E:\F\METHODS\SVF80717.M (RTE Integrator)
Title : SEMI-VOA 8270 CALIBRATION HP5971AF
Last Update : Tue Jul 18 08:37:56 2006
Response via : Initial Calibration
DataAcq Meth : SVF80717

Internal Standards	R.T.	QIon	Response	Conc	Units	Dev(Min)
1) 1,4-Dichlorobenzene-d4	10.05	152	360083	40.00	ul/l	-0.17
19) Naphthalene-d8	13.26	136	1355616	40.00	ul/l	-0.19
34) Acenaphthene-d10	17.78	164	626009	40.00	ul/l	-0.20
55) Phenanthrene-d10	21.53	188	880932	40.00	ul/l	-0.20
68) Chrysene-d12	28.34	240	733957	40.00	ul/l	-0.20
77) Perylene-d12	31.75	264	743537	40.00	ul/l	-0.20

System Monitoring Compounds						
4) 2-Fluorophenol	7.13	112	263636	20.60	ul/l	-0.11
Spiked Amount 200.000	Range 21 - 100		Recovery = 10.30%#			
6) Phenol-d5	9.53	99	385378	22.72	ul/l	-0.10
Spiked Amount 200.000	Range 10 - 94		Recovery = 11.36%			
20) Nitrobenzene-d5	11.54	82	372379	26.22	ul/l	-0.14
Spiked Amount 100.000	Range 35 - 114		Recovery = 26.22%#			
38) 2-Fluorobiphenyl	16.11	172	439751	22.65	ul/l	-0.20
Spiked Amount 100.000	Range 43 - 116		Recovery = 22.65%#			
54) 2,4,6-Tribromophenol	19.83	330	50829	24.04	ul/l	-0.25
Spiked Amount 200.000	Range 10 - 123		Recovery = 12.02%			
71) Terphenyl-d14	25.67	244	313347	16.50	ul/l	-0.20
Spiked Amount 100.000	Range 33 - 141		Recovery = 16.50%#			

Target Compounds						Qvalue
2) Pyridine	3.70	79	272343m	23.84	ul/l	
3) N-Nitrosodimethylamine	3.79	74	236601	21.37	ul/l #	80
5) Aniline	9.40	93	530775	22.96	ul/l	81
7) Phenol	9.56	94	470281	24.13	ul/l	86
8) bis(2-Chloroethyl)ether	9.60	93	411613	24.72	ul/l	88
9) 2-Chlorophenol	9.65	128	288852	19.34	ul/l #	81
10) 1,3-Dichlorobenzene	9.94	146	283442	20.13	ul/l	99
11) 1,4-Dichlorobenzene	10.09	146	300575	20.96	ul/l	97
12) Benzyl alcohol	10.56	79	294043	24.47	ul/l	95
13) 1,2-Dichlorobenzene	10.54	146	276991	20.13	ul/l	98
14) 2-Methylphenol	10.97	108	286120	21.56	ul/l	98
15) bis(2-chloroisopropyl)ethe	10.93	45	843929m	32.71	ul/l	
16) 3&4-Methylphenol	11.36	108	294502	20.41	ul/l	91
17) N-Nitroso-di-n-propylamine	11.29	70	291635	25.90	ul/l	90
18) Hexachloroethane	11.27	117	139188	21.95	ul/l	91
21) Nitrobenzene	11.59	77	393347	26.89	ul/l #	73
22) Isophorone	12.18	82	766291	25.39	ul/l	85
23) 2-Nitrophenol	12.39	139	158274	17.64	ul/l #	64
24) 2,4-Dimethylphenol	12.63	107	280561	23.66	ul/l	91
25) Benzoic Acid	13.11	122	73607m	19.69	ul/l	
26) bis(2-Chloroethoxy)methane	12.84	93	443732	22.92	ul/l	97
27) 2,4-Dichlorophenol	13.02	162	191663	18.79	ul/l	90
28) 1,2,4-Trichlorobenzene	13.17	180	209113	22.00	ul/l	97
29) Naphthalene	13.31	128	761989	21.77	ul/l	99
30) 4-Chloroaniline	13.59	127	314912	17.72	ul/l	96
31) Hexachlorobutadiene	13.79	225	109000	29.55	ul/l	99
32) 4-Chloro-3-methylphenol	14.93	107	241679	21.75	ul/l	94
33) 2-Methylnaphthalene	15.06	142	423440	19.23	ul/l	100

(#) = qualifier out of range (m) = manual integration

SV-227

Quantitation Report (QT Reviewed)

Data File : E:\F\DATA\JUL06\F0725\F5829.D
Acq On : 25 Jul 2006 14:05
Sample : SSTD020
Misc :
MS Integration Params: rteint.p
Quant Time: Jul 25 16:23 2006

Vial: 27
Operator: JOSE
Inst : HP5971AF
Multiplr: 1.00

Quant Results File: SVF80717.RES

Quant Method : E:\F\METHODS\SVF80717.M (RTE Integrator)
Title : SEMI-VOA 8270 CALIBRATION HP5971AF
Last Update : Tue Jul 18 08:37:56 2006
Response via : Initial Calibration
DataAcq Meth : SVF80717

	Compound	R.T.	QIon	Response	Conc Unit		Qvalue
35)	Hexachlorocyclopentadiene	15.66	237	30499m	11.13 ul/l		
36)	2,4,6-Trichlorophenol	15.93	196	132054	21.78 ul/l		97
37)	2,4,5-Trichlorophenol	16.04	196	137965	21.26 ul/l		97
39)	2-Chloronaphthalene	16.30	162	396583	19.80 ul/l		94
40)	2-Nitroaniline	16.75	65	158981	19.09 ul/l	#	59
41)	Dimethylphthalate	17.33	163	478437	21.67 ul/l		99
42)	Acenaphthylene	17.37	152	639039	20.21 ul/l		98
43)	3-Nitroaniline	17.83	138	134419	15.75 ul/l	#	71
44)	Acenaphthene	17.86	153	359828	19.54 ul/l		99
45)	2,4-Dinitrophenol	18.11	184	43045	18.15 ul/l	#	73
46)	4-Nitrophenol	18.41	109	36170m	17.20 ul/l		
47)	Dibenzofuran	18.26	168	518580	19.92 ul/l		92
48)	2,6-Dinitrotoluene	17.49	165	115093	16.75 ul/l		81
49)	2,4-Dinitrotoluene	18.49	165	142263	16.63 ul/l	#	69
50)	Diethylphthalate	19.12	149	498131m	23.54 ul/l		
51)	4-Chlorophenyl-phenylether	19.18	204	178179	24.53 ul/l		99
52)	Fluorene	19.14	166	437616	23.30 ul/l		97
53)	4-Nitroaniline	19.43	138	115014	14.84 ul/l		89
56)	4,6-Dinitro-2-methylphenol	19.52	198	80131	23.51 ul/l		100
57)	Carbazole	22.18	167	436576	15.77 ul/l		94
58)	n-Nitrosodiphenylamine	19.55	169	329917	19.56 ul/l		96
59)	1,2-Diphenylhydrazine	19.58	77	666589	20.46 ul/l		65
60)	Azobenzene	19.58	77	666589	20.46 ul/l		65
61)	4-Bromophenyl-phenylether	20.42	248	104260	22.57 ul/l		93
62)	Hexachlorobenzene	20.75	284	134337	25.65 ul/l		92
63)	Pentachlorophenol	21.27	266	51154	16.89 ul/l		95
64)	Phenanthrene	21.58	178	495045	17.72 ul/l		99
65)	Anthracene	21.69	178	484443	17.40 ul/l		99
66)	Di-n-butylphthalate	23.26	149	709600	14.87 ul/l		99
67)	Fluoranthene	24.63	202	461299	18.04 ul/l		91
69)	Benzidine	25.06	184	225708m	11.02 ul/l		
70)	Pyrene	25.20	202	483956	14.57 ul/l		100
72)	Butylbenzylphthalate	27.05	149	321796	12.72 ul/l		87
73)	3,3'-Dichlorobenzidine	28.31	252	192729	20.76 ul/l		99
74)	Benzo[a]anthracene	28.27	228	463242	16.59 ul/l		99
75)	bis(2-Ethylhexyl)phthalate	28.55	149	452452	13.80 ul/l		100
76)	Chrysene	28.40	228	463652	19.18 ul/l		98
78)	Di-n-octylphthalate	30.01	149	816503m	14.13 ul/l		
79)	Benzo[b]fluoranthene	30.88	252	488858m	18.92 ul/l		
80)	Benzo[k]fluoranthene	30.94	252	450337	20.97 ul/l		96
81)	Benzo[a]pyrene	31.59	252	431574	18.61 ul/l		97
82)	Indeno[1,2,3-cd]pyrene	33.90	276	486014	21.33 ul/l		81
83)	Dibenz[a,h]anthracene	33.91	278	401307	21.44 ul/l		91
84)	Benzo[g,h,i]perylene	34.45	276	402444	20.63 ul/l		94

(#) = qualifier out of range (m) = manual integration

Quantitation Report

Data File : E:\F\DATA\JUL06\F0725\F5830.D
Acq On : 25 Jul 2006 14:51
Sample : SSTD080
Misc :
MS Integration Params: rteint.p
Quant Time: Jul 25 16:33 2006

Vial: 28
Operator: JOSE
Inst : HP5971AF
Multiplr: 1.00

Quant Results File: SVF80717.RES

Method : E:\F\METHODS\SVF80717.M (RTE Integrator)
Title : SEMI-VOA 8270 CALIBRATION HP5971AF
Last Update : Tue Jul 18 08:37:56 2006
Response via : Initial Calibration



Quantitation Report (QT Reviewed)

Data File : E:\F\DATA\JUL06\F0725\F5830.D
Acq On : 25 Jul 2006 14:51
Sample : SSTD080
Misc :
MS Integration Params: rteint.p
Quant Time: Jul 25 16:33 2006

Vial: 28
Operator: JOSE
Inst : HP5971AF
Multiplr: 1.00

Quant Results File: SVF80717.RES

Quant Method : E:\F\METHODS\SVF80717.M (RTE Integrator)
Title : SEMI-VOA 8270 CALIBRATION HP5971AF
Last Update : Tue Jul 18 08:37:56 2006
Response via : Initial Calibration
DataAcq Meth : SVF80717

Internal Standards	R.T.	QIon	Response	Conc	Units	Dev(Min)
1) 1,4-Dichlorobenzene-d4	10.06	152	404093	40.00	ul/l	-0.16
19) Naphthalene-d8	13.28	136	1526970	40.00	ul/l	-0.16
34) Acenaphthene-d10	17.80	164	713203	40.00	ul/l	-0.18
55) Phenanthrene-d10	21.56	188	931227	40.00	ul/l	-0.17
68) Chrysene-d12	28.37	240	874711	40.00	ul/l	-0.17
77) Perylene-d12	31.77	264	797210	40.00	ul/l	-0.17
System Monitoring Compounds						
4) 2-Fluorophenol	7.13	112	1290524	89.86	ul/l	-0.10
Spiked Amount 200.000	Range 21 - 100		Recovery = 44.93%			
6) Phenol-d5	9.57	99	1775461	93.29	ul/l	-0.05
Spiked Amount 200.000	Range 10 - 94		Recovery = 46.65%			
20) Nitrobenzene-d5	11.59	82	1643551	102.74	ul/l	-0.09
Spiked Amount 100.000	Range 35 - 114		Recovery = 102.74%			
38) 2-Fluorobiphenyl	16.14	172	1961799	88.67	ul/l	-0.16
Spiked Amount 100.000	Range 43 - 116		Recovery = 88.67%			
54) 2,4,6-Tribromophenol	19.88	330	299313	124.26	ul/l	-0.21
Spiked Amount 200.000	Range 10 - 123		Recovery = 62.13%			
71) Terphenyl-d14	25.72	244	1643185	72.59	ul/l	-0.16
Spiked Amount 100.000	Range 33 - 141		Recovery = 72.59%			

Target Compounds						Qvalue
2) Pyridine	3.69	79	1273465	99.35	ul/l #	65
3) N-Nitrosodimethylamine	3.80	74	1007182	81.08	ul/l	84
5) Aniline	9.43	93	2484257	95.74	ul/l	85
7) Phenol	9.61	94	2081406m	95.18	ul/l	
8) bis(2-Chloroethyl)ether	9.64	93	1753741	93.84	ul/l	94
9) 2-Chlorophenol	9.68	128	1316219	78.52	ul/l #	81
10) 1,3-Dichlorobenzene	9.95	146	1249603	79.09	ul/l	98
11) 1,4-Dichlorobenzene	10.11	146	1257877	78.14	ul/l	99
12) Benzyl alcohol	10.63	79	1306972	96.92	ul/l	91
13) 1,2-Dichlorobenzene	10.56	146	1198183	77.61	ul/l	99
14) 2-Methylphenol	10.99	108	1269696	85.26	ul/l	98
15) bis(2-chloroisopropyl)ethe	10.94	45	3249422m	112.23	ul/l	
16) 3&4-Methylphenol	11.41	108	1355906	83.72	ul/l	91
17) N-Nitroso-di-n-propylamine	11.37	70	1216157	96.24	ul/l	93
18) Hexachloroethane	11.28	117	606467	85.23	ul/l	90
21) Nitrobenzene	11.64	77	1654967	100.44	ul/l #	75
22) Isophorone	12.28	82	3292934m	96.87	ul/l	
23) 2-Nitrophenol	12.43	139	755101	74.69	ul/l #	69
24) 2,4-Dimethylphenol	12.69	107	1232357	92.28	ul/l	92
25) Benzoic Acid	13.35	122	533360m	126.66	ul/l	
26) bis(2-Chloroethoxy)methane	12.87	93	1975072	90.56	ul/l	96
27) 2,4-Dichlorophenol	13.07	162	944420	82.22	ul/l	94
28) 1,2,4-Trichlorobenzene	13.19	180	973716	90.93	ul/l	98
29) Naphthalene	13.33	128	3242281	82.25	ul/l	100
30) 4-Chloroaniline	13.63	127	1520567	75.96	ul/l	98
31) Hexachlorobutadiene	13.80	225	467695	112.57	ul/l	99
32) 4-Chloro-3-methylphenol	14.96	107	1130415	90.33	ul/l	99
33) 2-Methylnaphthalene	15.09	142	1911099	77.04	ul/l	98

(#) = qualifier out of range (m) = manual integration

Quantitation Report (QT Reviewed)

Data File : E:\F\DATA\JUL06\F0725\F5830.D
Acq On : 25 Jul 2006 14:51
Sample : SSTD080
Misc :
MS Integration Params: rteint.p
Quant Time: Jul 25 16:33 2006

Vial: 28
Operator: JOSE
Inst : HP5971AF
Multiplr: 1.00

Quant Results File: SVF80717.RES

Quant Method : E:\F\METHODS\SVF80717.M (RTE Integrator)
Title : SEMI-VOA 8270 CALIBRATION HP5971AF
Last Update : Tue Jul 18 08:37:56 2006
Response via : Initial Calibration
DataAcq Meth : SVF80717

	Compound	R.T.	QIon	Response	Conc Unit		Qvalue
35)	Hexachlorocyclopentadiene	15.66	237	338263	108.37 ul/l		98
36)	2,4,6-Trichlorophenol	15.96	196	645466	93.46 ul/l		99
37)	2,4,5-Trichlorophenol	16.07	196	697824	94.39 ul/l		99
39)	2-Chloronaphthalene	16.34	162	1847665	80.98 ul/l		96
40)	2-Nitroaniline	16.80	65	851957	89.79 ul/l	#	56
41)	Dimethylphthalate	17.42	163	1900312	75.56 ul/l		100
42)	Acenaphthylene	17.41	152	2654371	73.69 ul/l		98
43)	3-Nitroaniline	17.92	138	638309	65.66 ul/l	#	76
44)	Acenaphthene	17.91	153	1627860	77.59 ul/l		98
45)	2,4-Dinitrophenol	18.18	184	319934m	118.44 ul/l		
46)	4-Nitrophenol	18.48	109	239650m	100.01 ul/l		
47)	Dibenzofuran	18.31	168	2450244	82.61 ul/l		91
48)	2,6-Dinitrotoluene	17.56	165	563651	71.99 ul/l		80
49)	2,4-Dinitrotoluene	18.58	165	727697	74.67 ul/l	#	64
50)	Diethylphthalate	19.20	149	1705760	70.74 ul/l		96
51)	4-Chlorophenyl-phenylether	19.23	204	822148	99.35 ul/l		97
52)	Fluorene	19.19	166	1667993	77.96 ul/l		98
53)	4-Nitroaniline	19.58	138	609888	69.09 ul/l		82
56)	4,6-Dinitro-2-methylphenol	19.62	198	422239	117.18 ul/l		100
57)	Carbazole	22.22	167	2121082	72.47 ul/l		93
58)	n-Nitrosodiphenylamine	19.63	169	1509877	84.69 ul/l		96
59)	1,2-Diphenylhydrazine	19.64	77	3037743	88.21 ul/l		71
60)	Azobenzene	19.64	77	3037743	88.21 ul/l		71
61)	4-Bromophenyl-phenylether	20.44	248	524340	107.36 ul/l		90
62)	Hexachlorobenzene	20.80	284	641191	115.83 ul/l		90
63)	Pentachlorophenol	21.31	266	371821	116.17 ul/l		99
64)	Phenanthrene	21.63	178	2495689	84.53 ul/l		99
65)	Anthracene	21.75	178	2417440	82.16 ul/l		98
66)	Di-n-butylphthalate	23.28	149	3476109	68.89 ul/l		99
67)	Fluoranthene	24.67	202	2400242	88.82 ul/l		94
69)	Benzidine	25.11	184	1440023	59.00 ul/l		100
70)	Pyrene	25.25	202	2427959	61.35 ul/l		97
72)	Butylbenzylphthalate	27.08	149	1573982	52.20 ul/l		81
73)	3,3'-Dichlorobenzidine	28.38	252	985429	89.08 ul/l		97
74)	Benzo[a]anthracene	28.33	228	2303239	69.20 ul/l		98
75)	bis(2-Ethylhexyl)phthalate	28.58	149	1959675	50.16 ul/l		98
76)	Chrysene	28.47	228	2203427	76.47 ul/l		98
78)	Di-n-octylphthalate	30.05	149	3612778m	58.30 ul/l		
79)	Benzo[b]fluoranthene	30.98	252	2508506m	90.56 ul/l		
80)	Benzo[k]fluoranthene	31.02	252	2190743m	95.15 ul/l		
81)	Benzo[a]pyrene	31.66	252	2141066	86.13 ul/l		98
82)	Indeno[1,2,3-cd]pyrene	34.03	276	2324457	95.14 ul/l		89
83)	Dibenz[a,h]anthracene	34.02	278	2041287	101.71 ul/l		94
84)	Benzo[g,h,i]perylene	34.56	276	1904833	91.08 ul/l		94

(#) = qualifier out of range (m) = manual integration

Quantitation Report

Data File : E:\F\DATA\JUL06\F0725\F5831.D
Acq On : 25 Jul 2006 15:36
Sample : SSTD120
Misc :
MS Integration Params: rteint.p
Quant Time: Jul 25 16:32 2006

Vial: 29
Operator: JOSE
Inst : HP5971AF
Multiplr: 1.00

Quant Results File: SVF80717.RES

Method : E:\F\METHODS\SVF80717.M (RTE Integrator)
Title : SEMI-VOA 8270 CALIBRATION HP5971AF
Last Update : Tue Jul 18 08:37:56 2006
Response via : Initial Calibration



SV-236

Quantitation Report (QT Reviewed)

Data File : E:\F\DATA\JUL06\F0725\F5831.D
Acq On : 25 Jul 2006 15:36
Sample : SSTD120
Misc :
MS Integration Params: rteint.p
Quant Time: Jul 25 16:32 2006

Vial: 29
Operator: JOSE
Inst : HP5971AF
Multiplr: 1.00
Quant Results File: SVF80717.RES

Quant Method : E:\F\METHODS\SVF80717.M (RTE Integrator)
Title : SEMI-VOA 8270 CALIBRATION HP5971AF
Last Update : Tue Jul 18 08:37:56 2006
Response via : Initial Calibration
DataAcq Meth : SVF80717

Internal Standards	R.T.	QIon	Response	Conc	Units	Dev(Min)
1) 1,4-Dichlorobenzene-d4	10.07	152	481418	40.00	ul/l	-0.15
19) Naphthalene-d8	13.30	136	1855970	40.00	ul/l	-0.15
34) Acenaphthene-d10	17.82	164	903721	40.00	ul/l	-0.15
55) Phenanthrene-d10	21.60	188	1171528	40.00	ul/l	-0.12
68) Chrysene-d12	28.42	240	970968	40.00	ul/l	-0.13
77) Perylene-d12	31.82	264	1071083	40.00	ul/l	-0.12

System Monitoring Compounds

4) 2-Fluorophenol	7.16	112	2324124	135.84	ul/l	-0.07
Spiked Amount 200.000	Range 21 - 100		Recovery = 67.92%			
6) Phenol-d5	9.61	99	3057796	134.86	ul/l	-0.01
Spiked Amount 200.000	Range 10 - 94		Recovery = 67.43%			
20) Nitrobenzene-d5	11.63	82	2839264	146.02	ul/l	-0.05
Spiked Amount 100.000	Range 35 - 114		Recovery = 146.02%#			
38) 2-Fluorobiphenyl	16.18	172	3278429	116.95	ul/l	-0.12
Spiked Amount 100.000	Range 43 - 116		Recovery = 116.95%#			
54) 2,4,6-Tribromophenol	19.93	330	543457	178.06	ul/l	-0.16
Spiked Amount 200.000	Range 10 - 123		Recovery = 89.03%			
71) Terphenyl-d14	25.74	244	2898007	115.33	ul/l	-0.13
Spiked Amount 100.000	Range 33 - 141		Recovery = 115.33%			

Target Compounds

						Qvalue
2) Pyridine	3.70	79	2066595	135.33	ul/l #	70
3) N-Nitrosodimethylamine	3.82	74	1896819	128.17	ul/l #	81
5) Aniline	9.46	93	4511194	145.93	ul/l	85
7) Phenol	9.65	94	3220289m	123.61	ul/l	
8) bis(2-Chloroethyl)ether	9.67	93	2712897	121.84	ul/l	95
9) 2-Chlorophenol	9.71	128	2229863	111.66	ul/l	83
10) 1,3-Dichlorobenzene	9.97	146	2043077	108.55	ul/l	98
11) 1,4-Dichlorobenzene	10.12	146	1981888	103.35	ul/l	98
12) Benzyl alcohol	10.69	79	2369343	147.48	ul/l	91
13) 1,2-Dichlorobenzene	10.57	146	1934536	105.18	ul/l	99
14) 2-Methylphenol	11.04	108	2278960	128.45	ul/l	98
15) bis(2-chloroisopropyl)ethe	10.97	45	5170025	149.88	ul/l	73
16) 3&4-Methylphenol	11.46	108	2355672	122.09	ul/l	91
17) N-Nitroso-di-n-propylamine	11.42	70	2099028m	139.42	ul/l	
18) Hexachloroethane	11.30	117	1007431	118.83	ul/l	91
21) Nitrobenzene	11.69	77	2838069	141.70	ul/l #	78
22) Isophorone	12.38	82	5890463m	142.57	ul/l	
23) 2-Nitrophenol	12.45	139	1480277	120.47	ul/l #	72
24) 2,4-Dimethylphenol	12.76	107	2211963	136.27	ul/l	93
25) Benzoic Acid	13.59	122	1085679m	212.13	ul/l	
26) bis(2-Chloroethoxy)methane	12.92	93	3522868	132.89	ul/l	96
27) 2,4-Dichlorophenol	13.12	162	1640421	117.49	ul/l	94
28) 1,2,4-Trichlorobenzene	13.21	180	1692426	130.04	ul/l	97
29) Naphthalene	13.37	128	5304821	110.72	ul/l	100
30) 4-Chloroaniline	13.67	127	2737865	112.52	ul/l	97
31) Hexachlorobutadiene	13.82	225	748568	148.24	ul/l	99
32) 4-Chloro-3-methylphenol	15.00	107	1998134	131.37	ul/l	99
33) 2-Methylnaphthalene	15.12	142	3190841	105.83	ul/l	98

(#) = qualifier out of range (m) = manual integration

SV-233

Quantitation Report (QT Reviewed)

Data File : E:\F\DATA\JUL06\F0725\F5831.D
Acq On : 25 Jul 2006 15:36
Sample : SSTD120
Misc :
MS Integration Params: rteint.p
Quant Time: Jul 25 16:32 2006

Vial: 29
Operator: JOSE
Inst : HP5971AF
Multiplr: 1.00
Quant Results File: SVF80717.RES

Quant Method : E:\F\METHODS\SVF80717.M (RTE Integrator)
Title : SEMI-VOA 8270 CALIBRATION HP5971AF
Last Update : Tue Jul 18 08:37:56 2006
Response via : Initial Calibration
DataAcq Meth : SVF80717

	Compound	R.T.	QIon	Response	Conc Unit		Qvalue
35)	Hexachlorocyclopentadiene	15.68	237	705459	178.36 ul/l		98
36)	2,4,6-Trichlorophenol	16.00	196	1123266	128.35 ul/l		99
37)	2,4,5-Trichlorophenol	16.11	196	1171572	125.06 ul/l		97
39)	2-Chloronaphthalene	16.37	162	3178367	109.93 ul/l		97
40)	2-Nitroaniline	16.84	65	1604378	133.44 ul/l	#	56
41)	Dimethylphthalate	17.50	163	3593666	112.77 ul/l		99
42)	Acenaphthylene	17.45	152	4657642	102.05 ul/l		99
43)	3-Nitroaniline	18.00	138	1177724	95.61 ul/l	#	74
44)	Acenaphthene	17.95	153	2760995	103.86 ul/l		98
45)	2,4-Dinitrophenol	18.24	184	702290m	205.18 ul/l		
46)	4-Nitrophenol	18.56	109	469993m	154.79 ul/l		
47)	Dibenzofuran	18.35	168	4307217	114.60 ul/l		89
48)	2,6-Dinitrotoluene	17.63	165	1103746	111.26 ul/l		87
49)	2,4-Dinitrotoluene	18.65	165	1354792	109.71 ul/l		70
50)	Diethylphthalate	19.27	149	2269419	74.28 ul/l		95
51)	4-Chlorophenyl-phenylether	19.27	204	1043941	99.56 ul/l		97
52)	Fluorene	19.20	166	2636515	97.25 ul/l		97
53)	4-Nitroaniline	19.66	138	910215	81.38 ul/l		81
56)	4,6-Dinitro-2-methylphenol	19.68	198	678346	149.65 ul/l		100
57)	Carbazole	22.27	167	4047947	109.93 ul/l		93
58)	n-Nitrosodiphenylamine	19.64	169	2253033	100.45 ul/l		96
59)	1,2-Diphenylhydrazine	19.63	77	4414688	101.90 ul/l	#	51
60)	Azobenzene	19.63	77	4414688	101.90 ul/l	#	51
61)	4-Bromophenyl-phenylether	20.48	248	932730	151.81 ul/l		89
62)	Hexachlorobenzene	20.84	284	1128314	162.02 ul/l		88
63)	Pentachlorophenol	21.36	266	736128	182.81 ul/l		98
64)	Phenanthrene	21.68	178	4461388	120.11 ul/l		99
65)	Anthracene	21.80	178	4270585	115.37 ul/l		98
66)	Di-n-butylphthalate	23.31	149	6037929	95.11 ul/l		99
67)	Fluoranthene	24.71	202	4350369	127.96 ul/l		94
69)	Benzidine	25.16	184	3001185	110.77 ul/l		100
70)	Pyrene	25.29	202	4533528	103.21 ul/l		97
72)	Butylbenzylphthalate	27.12	149	2624009	78.40 ul/l		80
73)	3,3'-Dichlorobenzidine	28.45	252	1584461	129.03 ul/l		98
74)	Benzo[a]anthracene	28.38	228	4238866	114.73 ul/l		98
75)	bis(2-Ethylhexyl)phthalate	28.60	149	3241745	74.76 ul/l		97
76)	Chrysene	28.53	228	3765726	117.74 ul/l		98
78)	Di-n-octylphthalate	30.06	149	6031627	72.45 ul/l		99
79)	Benzo[b]fluoranthene	31.03	252	4832715m	129.86 ul/l		
80)	Benzo[k]fluoranthene	31.04	252	3853735m	124.58 ul/l		
81)	Benzo[a]pyrene	31.72	252	4082158	122.22 ul/l		99
82)	Indeno[1,2,3-cd]pyrene	34.12	276	4324085	131.73 ul/l		92
83)	Dibenz[a,h]anthracene	34.04	278	3760626	139.46 ul/l		96
84)	Benzo[g,h,i]perylene	34.64	276	3792773	134.97 ul/l		98

(#) = qualifier out of range (m) = manual integration

Quantitation Report

Data File : E:\F\DATA\AUG06\F0809\F5956.D
Acq On : 9 Aug 2006 10:38
Sample : SSTD160
Misc :
MS Integration Params: rteint.p
Quant Time: Aug 9 12:51 2006

Vial: 25
Operator: JOSE
Inst : HP5971AF
Multiplr: 1.00

Quant Results File: SVF80725.RES

Method : E:\F\METHODS\SVF80725.M (RTE Integrator)
Title : SEMI-VOA 8270 CALIBRATION HP5971AF
Last Update : Tue Aug 08 13:01:22 2006
Response via : Initial Calibration



SV-235

Quantitation Report (QT Reviewed)

Data File : E:\F\DATA\AUG06\F0809\F5956.D
Acq On : 9 Aug 2006 10:38
Sample : SSTD160
Misc :
MS Integration Params: rteint.p
Quant Time: Aug 9 12:51 2006

Vial: 25
Operator: JOSE
Inst : HP5971AF
Multiplr: 1.00

Quant Results File: SVF80725.RES

Quant Method : E:\F\METHODS\SVF80725.M (RTE Integrator)
Title : SEMI-VOA 8270 CALIBRATION HP5971AF
Last Update : Tue Aug 08 13:01:22 2006
Response via : Initial Calibration
DataAcq Meth : SVF80725

Internal Standards	R.T.	QIon	Response	Conc	Units	Dev(Min)
1) 1,4-Dichlorobenzene-d4	9.99	152	315705	40.00	ul/l	0.00
19) Naphthalene-d8	13.22	136	1313962	40.00	ul/l	0.00
34) Acenaphthene-d10	17.74	164	677317	40.00	ul/l	-0.02
55) Phenanthrene-d10	21.50	188	966884	40.00	ul/l	0.00
68) Chrysene-d12	28.34	240	797144	40.00	ul/l	0.00
77) Perylene-d12	31.73	264	746012	40.00	ul/l	-0.03

System Monitoring Compounds						
4) 2-Fluorophenol	7.17	112	2117072	169.12	ul/l	0.00
Spiked Amount 200.000	Range 21 - 100		Recovery = 84.56%			
6) Phenol-d5	9.64	99	2742068	159.86	ul/l	0.01
Spiked Amount 200.000	Range 10 - 94		Recovery = 79.93%			
20) Nitrobenzene-d5	11.54	82	2468810	140.88	ul/l	0.01
Spiked Amount 100.000	Range 35 - 114		Recovery = 140.88%#			
38) 2-Fluorobiphenyl	16.10	172	2918935	131.11	ul/l	0.01
Spiked Amount 100.000	Range 43 - 116		Recovery = 131.11%#			
54) 2,4,6-Tribromophenol	19.86	330	525405	155.17	ul/l	0.01
Spiked Amount 200.000	Range 10 - 123		Recovery = 77.58%			
71) Terphenyl-d14	25.66	244	3015499	162.07	ul/l	0.00
Spiked Amount 100.000	Range 33 - 141		Recovery = 162.07%#			

Target Compounds						Qvalue
2) Pyridine	3.62	79	1688324m	140.53	ul/l	
3) N-Nitrosodimethylamine	3.72	74	1618061	154.16	ul/l	97
5) Aniline	9.39	93	3857397	157.67	ul/l	100
7) Phenol	9.68	94	2747007	139.62	ul/l	89
8) bis(2-Chloroethyl)ether	9.55	93	2789622	168.30	ul/l	93
9) 2-Chlorophenol	9.67	128	1709592	135.35	ul/l	99
10) 1,3-Dichlorobenzene	9.89	146	1794421	150.98	ul/l	99
11) 1,4-Dichlorobenzene	10.03	146	1764039	146.52	ul/l	100
12) Benzyl alcohol	10.64	79	2104647	161.53	ul/l	98
13) 1,2-Dichlorobenzene	10.49	146	1753763	153.05	ul/l	99
14) 2-Methylphenol	10.64	108	1618424	128.68	ul/l	85
15) bis(2-chloroisopropyl)ethe	10.90	45	4482466	140.33	ul/l	98
16) 3&4-Methylphenol	11.46	108	2319566	175.77	ul/l	95
17) N-Nitroso-di-n-propylamine	11.36	70	1920560	159.25	ul/l	100
18) Hexachloroethane	11.21	117	893170	153.79	ul/l	99
21) Nitrobenzene	11.59	77	2548223	142.21	ul/l	100
22) Isophorone	12.31	82	5676597	157.89	ul/l	97
23) 2-Nitrophenol	12.38	139	1386320	165.15	ul/l	98
24) 2,4-Dimethylphenol	12.71	107	2050121	152.39	ul/l	99
25) Benzoic Acid	13.46	122	672263	117.09	ul/l #	54
26) bis(2-Chloroethoxy)methane	12.84	93	3346458	156.30	ul/l	100
27) 2,4-Dichlorophenol	13.07	162	1587479	159.71	ul/l	100
28) 1,2,4-Trichlorobenzene	13.14	180	1540100	149.46	ul/l	99
29) Naphthalene	13.29	128	4990375	145.27	ul/l	99
30) 4-Chloroaniline	13.61	127	2624711	159.92	ul/l	99
31) Hexachlorobutadiene	13.74	225	680780	137.97	ul/l	99
32) 4-Chloro-3-methylphenol	15.00	107	1762408	145.18	ul/l #	1
33) 2-Methylnaphthalene	15.32	142	3085325	152.29	ul/l	96

(#) = qualifier out of range (m) = manual integration

SV-236

Quantitation Report (QT Reviewed)

Data File : E:\F\DATA\AUG06\F0809\F5956.D
Acq On : 9 Aug 2006 10:38
Sample : SSTD160
Misc :
MS Integration Params: rteint.p
Quant Time: Aug 9 12:51 2006

Vial: 25
Operator: JOSE
Inst : HP5971AF
Multiplr: 1.00
Quant Results File: SVF80725.RES

Quant Method : E:\F\METHODS\SVF80725.M (RTE Integrator)
Title : SEMI-VOA 8270 CALIBRATION HP5971AF
Last Update : Tue Aug 08 13:01:22 2006
Response via : Initial Calibration
DataAcq Meth : SVF80725

	Compound	R.T.	QIon	Response	Conc Unit		Qvalue
35)	Hexachlorocyclopentadiene	15.60	237	667445	174.44 ul/l		97
36)	2,4,6-Trichlorophenol	15.96	196	1086989	147.52 ul/l		98
37)	2,4,5-Trichlorophenol	16.08	196	940898	122.09 ul/l		98
39)	2-Chloronaphthalene	16.29	162	3139946	149.26 ul/l		99
40)	2-Nitroaniline	16.79	65	1632582	164.18 ul/l		96
41)	Dimethylphthalate	17.41	163	3563760	151.57 ul/l		99
42)	Acenaphthylene	17.37	152	4604719	146.75 ul/l		100
43)	3-Nitroaniline	17.94	138	1260516	167.40 ul/l		99
44)	Acenaphthene	17.86	153	2743994	146.86 ul/l		99
45)	2,4-Dinitrophenol	18.17	184	618016	160.35 ul/l		93
46)	4-Nitrophenol	18.58	109	455665	164.66 ul/l	#	88
47)	Dibenzofuran	18.27	168	4220539	149.91 ul/l		98
48)	2,6-Dinitrotoluene	17.55	165	1085986	160.27 ul/l		97
49)	2,4-Dinitrotoluene	18.57	165	1375090	163.18 ul/l		86
50)	Diethylphthalate	19.20	149	2601825	130.30 ul/l		99
51)	4-Chlorophenyl-phenylether	19.18	204	1085014	125.22 ul/l		99
52)	Fluorene	19.13	166	2778559	140.43 ul/l		100
53)	4-Nitroaniline	19.59	138	907250	141.72 ul/l		98
56)	4,6-Dinitro-2-methylphenol	19.61	198	664422	130.70 ul/l		100
57)	Carbazole	22.22	167	4305717	160.82 ul/l		98
58)	n-Nitrosodiphenylamine	19.56	169	2268387	128.15 ul/l		98
59)	1,2-Diphenylhydrazine	19.55	77	4506572	127.56 ul/l		74
60)	Azobenzene	19.55	77	4506572	127.56 ul/l		74
61)	4-Bromophenyl-phenylether	20.40	248	901452	139.85 ul/l		99
62)	Hexachlorobenzene	20.76	284	1090579	137.33 ul/l		95
63)	Pentachlorophenol	21.31	266	655240	145.62 ul/l		99
64)	Phenanthrene	21.60	178	4537815	148.94 ul/l		99
65)	Anthracene	21.72	178	4416699	150.99 ul/l		100
66)	Di-n-butylphthalate	23.24	149	6642220	158.08 ul/l		100
67)	Fluoranthene	24.63	202	4400438	150.53 ul/l		94
69)	Benzidine	25.09	184	3002795	172.42 ul/l		100
70)	Pyrene	25.21	202	4688192	164.86 ul/l		97
72)	Butylbenzylphthalate	27.05	149	2616918	149.55 ul/l		99
73)	3,3'-Dichlorobenzidine	28.37	252	1713917	156.55 ul/l		99
74)	Benzo[a]anthracene	28.30	228	4288952	158.66 ul/l		99
75)	bis(2-Ethylhexyl)phthalate	28.52	149	3433551	152.44 ul/l		99
76)	Chrysene	28.45	228	3878373	156.09 ul/l		99
78)	Di-n-octylphthalate	29.99	149	6335784	160.48 ul/l		99
79)	Benzo[b]fluoranthene	30.95	252	4704407m	168.91 ul/l		
80)	Benzo[k]fluoranthene	31.00	252	3667507m	160.45 ul/l		
81)	Benzo[a]pyrene	31.65	252	4120000	174.56 ul/l		98
82)	Indeno[1,2,3-cd]pyrene	34.03	276	4468364	171.93 ul/l		91
83)	Dibenz[a,h]anthracene	34.00	278	3912662	173.31 ul/l		98
84)	Benzo[g,h,i]perylene	34.55	276	3916083	179.98 ul/l		92

(#) = qualifier out of range (m) = manual integration

Quantitation Report

Data File : E:\F\DATA\AUG06\F0809\F5957.D
Acq On : 9 Aug 2006 11:23
Sample : SSTD050
Misc :
MS Integration Params: rteint.p
Quant Time: Aug 9 12:52 2006

Vial: 26
Operator: JOSE
Inst : HP5971AF
Multiplr: 1.00

Quant Results File: SVF80725.RES

Method : E:\F\METHODS\SVF80809.M (RTE Integrator)
Title : SEMI-VOA 8270 CALIBRATION HP5971AF
Last Update : Mon Aug 14 13:58:26 2006
Response via : Initial Calibration

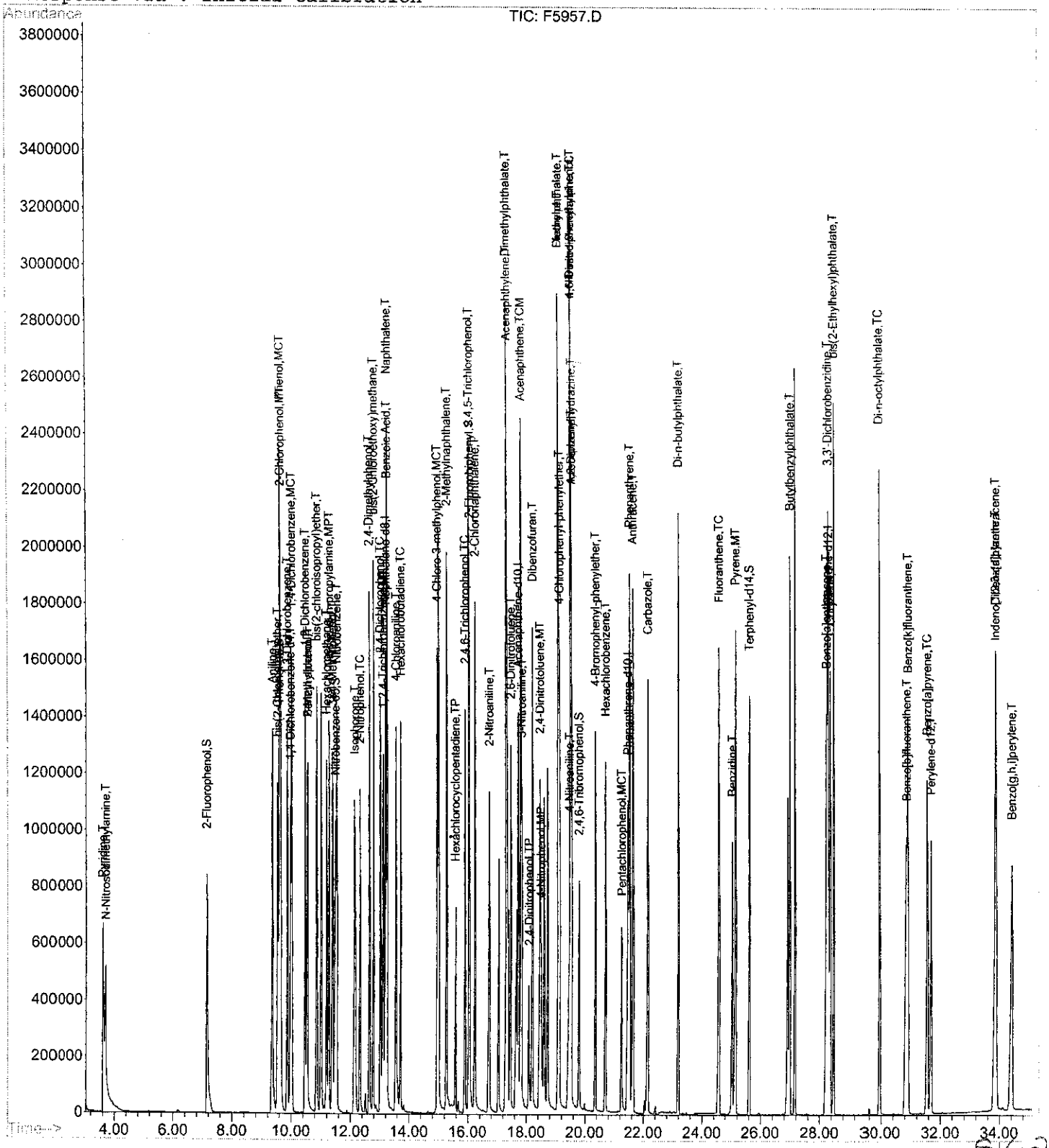

SV-23

Quantitation Report (QT Reviewed)

Data File : E:\F\DATA\AUG06\F0809\F5957.D
Acq On : 9 Aug 2006 11:23
Sample : SSTD050
Misc :
MS Integration Params: rteint.p
Quant Time: Aug 9 12:52 2006

Vial: 26
Operator: JOSE
Inst : HP5971AF
Multiplr: 1.00
Quant Results File: SVF80725.RES

Quant Method : E:\F\METHODS\SVF80725.M (RTE Integrator)
Title : SEMI-VOA 8270 CALIBRATION HP5971AF
Last Update : Tue Aug 08 13:01:22 2006
Response via : Initial Calibration
DataAcq Meth : SVF80725

Internal Standards	R.T.	QIon	Response	Conc	Units	Dev(Min)
1) 1,4-Dichlorobenzene-d4	9.97	152	400340	40.00	ul/l	-0.03
19) Naphthalene-d8	13.20	136	1547025	40.00	ul/l	-0.03
34) Acenaphthene-d10	17.72	164	784494	40.00	ul/l	-0.04
55) Phenanthrene-d10	21.47	188	1118104	40.00	ul/l	-0.04
68) Chrysene-d12	28.30	240	999554	40.00	ul/l	-0.04
77) Perylene-d12	31.70	264	854899	40.00	ul/l	-0.06

System Monitoring Compounds						
4) 2-Fluorophenol	7.14	112	770765	48.56	ul/l	-0.03
Spiked Amount 200.000	Range 21 - 100		Recovery = 24.28%			
6) Phenol-d5	9.59	99	1140925	52.45	ul/l	-0.04
Spiked Amount 200.000	Range 10 - 94		Recovery = 26.23%			
20) Nitrobenzene-d5	11.49	82	980587	47.53	ul/l	-0.04
Spiked Amount 100.000	Range 35 - 114		Recovery = 47.53%			
38) 2-Fluorobiphenyl	16.06	172	1257722	48.78	ul/l	-0.03
Spiked Amount 100.000	Range 43 - 116		Recovery = 48.78%			
54) 2,4,6-Tribromophenol	19.80	330	194867	49.69	ul/l	-0.05
Spiked Amount 200.000	Range 10 - 123		Recovery = 24.84%			
71) Terphenyl-d14	25.62	244	1192688	51.12	ul/l	-0.04
Spiked Amount 100.000	Range 33 - 141		Recovery = 51.12%			

Target Compounds						Qvalue
2) Pyridine	3.60	79	736508m	48.35	ul/l	
3) N-Nitrosodimethylamine	3.71	74	649465	48.80	ul/l	99
5) Aniline	9.36	93	1480320	47.72	ul/l	99
7) Phenol	9.62	94	1245016	49.90	ul/l	90
8) bis(2-Chloroethyl)ether	9.54	93	1102011	52.43	ul/l	93
9) 2-Chlorophenol	9.63	128	779742	48.68	ul/l	97
10) 1,3-Dichlorobenzene	9.87	146	784854	52.08	ul/l	100
11) 1,4-Dichlorobenzene	10.01	146	793801	51.99	ul/l	99
12) Benzyl alcohol	10.56	79	785702	47.55	ul/l	97
13) 1,2-Dichlorobenzene	10.47	146	764042	52.58	ul/l	99
14) 2-Methylphenol	10.56	108	590759	37.04	ul/l	85
15) bis(2-chloroisopropyl)ethe	10.87	45	1835316	45.31	ul/l	98
16) 3&4-Methylphenol	11.40	108	884722	52.87	ul/l	94
17) N-Nitroso-di-n-propylamine	11.29	70	755679	49.41	ul/l	99
18) Hexachloroethane	11.20	117	382320	51.91	ul/l	99
21) Nitrobenzene	11.54	77	1021813	48.43	ul/l	98
22) Isophorone	12.15	82	2082481	49.20	ul/l	100
23) 2-Nitrophenol	12.34	139	500900	50.68	ul/l	96
24) 2,4-Dimethylphenol	12.65	107	796445	50.28	ul/l	99
25) Benzoic Acid	13.24	122	224521	33.22	ul/l #	81
26) bis(2-Chloroethoxy)methane	12.79	93	1312909	52.08	ul/l	100
27) 2,4-Dichlorophenol	13.01	162	622949	53.23	ul/l	99
28) 1,2,4-Trichlorobenzene	13.12	180	623443	51.39	ul/l	99
29) Naphthalene	13.25	128	2131052	52.69	ul/l	100
30) 4-Chloroaniline	13.56	127	998949	51.70	ul/l	99
31) Hexachlorobutadiene	13.72	225	298451	51.37	ul/l	98
32) 4-Chloro-3-methylphenol	14.95	107	724893	50.72	ul/l #	30
33) 2-Methylnaphthalene	15.28	142	1284479	53.85	ul/l	95

(#) = qualifier out of range (m) = manual integration

SV-239

Quantitation Report (QT Reviewed)

Data File : E:\F\DATA\AUG06\F0809\F5957.D
Acq On : 9 Aug 2006 11:23
Sample : SSTD050
Misc :
MS Integration Params: rteint.p
Quant Time: Aug 9 12:52 2006

Vial: 26
Operator: JOSE
Inst : HP5971AF
Multiplr: 1.00

Quant Results File: SVF80725.RES

Quant Method : E:\F\METHODS\SVF80725.M (RTE Integrator)
Title : SEMI-VOA 8270 CALIBRATION HP5971AF
Last Update : Tue Aug 08 13:01:22 2006
Response via : Initial Calibration
DataAcq Meth : SVF80725

	Compound	R.T.	QIon	Response	Conc Unit	Qvalue
35)	Hexachlorocyclopentadiene	15.58	237	198625	44.82 ul/l	97
36)	2,4,6-Trichlorophenol	15.90	196	413214	48.42 ul/l	97
37)	2,4,5-Trichlorophenol	16.04	196	404634	45.33 ul/l	99
39)	2-Chloronaphthalene	16.25	162	1266939	52.00 ul/l	99
40)	2-Nitroaniline	16.73	65	601137	52.19 ul/l	97
41)	Dimethylphthalate	17.31	163	1367561	50.22 ul/l	100
42)	Acenaphthylene	17.32	152	1899289	52.26 ul/l	100
43)	3-Nitroaniline	17.84	138	453874	52.04 ul/l	98
44)	Acenaphthene	17.80	153	1119267	51.72 ul/l	99
45)	2,4-Dinitrophenol	18.09	184	174373	39.06 ul/l	94
46)	4-Nitrophenol	18.50	109	141890	44.27 ul/l	92
47)	Dibenzofuran	18.21	168	1661633	50.96 ul/l	100
48)	2,6-Dinitrotoluene	17.47	165	404478	51.54 ul/l	99
49)	2,4-Dinitrotoluene	18.47	165	510741	52.33 ul/l	88
50)	Diethylphthalate	19.09	149	1323277	57.22 ul/l	100
51)	4-Chlorophenyl-phenylether	19.13	204	593025	59.09 ul/l	100
52)	Fluorene	19.09	166	1238241	54.03 ul/l	99
53)	4-Nitroaniline	19.47	138	477105	64.35 ul/l	98
56)	4,6-Dinitro-2-methylphenol	19.52	198	278478	47.37 ul/l	100
57)	Carbazole	22.16	167	1629013	52.61 ul/l	100
58)	n-Nitrosodiphenylamine	19.53	169	1056653	51.62 ul/l	99
59)	1,2-Diphenylhydrazine	19.54	77	2151355	52.66 ul/l	74
60)	Azobenzene	19.54	77	2151355	52.66 ul/l	74
61)	4-Bromophenyl-phenylether	20.36	248	352313	47.27 ul/l	97
62)	Hexachlorobenzene	20.71	284	430440	46.87 ul/l	97
63)	Pentachlorophenol	21.26	266	193489	37.19 ul/l	98
64)	Phenanthrene	21.53	178	1762669	50.03 ul/l	99
65)	Anthracene	21.65	178	1767389	52.25 ul/l	99
66)	Di-n-butylphthalate	23.20	149	2602591	53.56 ul/l	99
67)	Fluoranthene	24.58	202	1745383	51.63 ul/l	96
69)	Benzidine	25.04	184	888840	40.70 ul/l	100
70)	Pyrene	25.15	202	1747366	49.00 ul/l	98
72)	Butylbenzylphthalate	27.00	149	1039718	47.39 ul/l	98
73)	3,3'-Dichlorobenzidine	28.29	252	680673	49.58 ul/l	98
74)	Benzo[a]anthracene	28.24	228	1651901	48.73 ul/l	98
75)	bis(2-Ethylhexyl)phthalate	28.49	149	1320667	46.76 ul/l	99
76)	Chrysene	28.37	228	1450721	46.56 ul/l	98
78)	Di-n-octylphthalate	29.96	149	2448458	54.12 ul/l	99
79)	Benzo[b]fluoranthene	30.88	252	1588126m	49.76 ul/l	
80)	Benzo[k]fluoranthene	30.92	252	1343492m	51.29 ul/l	
81)	Benzo[a]pyrene	31.57	252	1359585	50.27 ul/l	98
82)	Indeno[1,2,3-cd]pyrene	33.88	276	1569370	52.69 ul/l	93
83)	Dibenz[a,h]anthracene	33.89	278	1422643	54.99 ul/l	99
84)	Benzo[g,h,i]perylene	34.44	276	1221118	48.97 ul/l	98

(#) = qualifier out of range (m) = manual integration

SV-24C

Quantitation Report

Data File : E:\F\DATA\AUG06\F0809\F5958.D
Acq On : 9 Aug 2006 12:08
Sample : SSTD020
Misc :
MS Integration Params: rteint.p
Quant Time: Aug 9 14:21 2006

Vial: 27
Operator: JOSE
Inst : HP5971AF
Multiplr: 1.00

Quant Results File: SVF80725.RES

Method : E:\F\METHODS\SVF80725.M (RTE Integrator)
Title : SEMI-VOA 8270 CALIBRATION HP5971AF
Last Update : Tue Aug 08 13:01:22 2006
Response via : Initial Calibration



SV-241

Quantitation Report (QT Reviewed)

Data File : E:\F\DATA\AUG06\F0809\F5958.D
Acq On : 9 Aug 2006 12:08
Sample : SSTD020
Misc :
MS Integration Params: rteint.p
Quant Time: Aug 9 14:21 2006

Vial: 27
Operator: JOSE
Inst : HP5971AF
Multiplr: 1.00
Quant Results File: SVF80725.RES

Quant Method : E:\F\METHODS\SVF80725.M (RTE Integrator)
Title : SEMI-VOA 8270 CALIBRATION HP5971AF
Last Update : Tue Aug 08 13:01:22 2006
Response via : Initial Calibration
DataAcq Meth : SVF80725

Internal Standards	R.T.	QIon	Response	Conc	Units	Dev(Min)
1) 1,4-Dichlorobenzene-d4	9.97	152	390834	40.00	ul/l	-0.03
19) Naphthalene-d8	13.18	136	1590268	40.00	ul/l	-0.05
34) Acenaphthene-d10	17.71	164	809791	40.00	ul/l	-0.05
55) Phenanthrene-d10	21.46	188	1226475	40.00	ul/l	-0.05
68) Chrysene-d12	28.27	240	1077125	40.00	ul/l	-0.07
77) Perylene-d12	31.68	264	881270	40.00	ul/l	-0.08

System Monitoring Compounds						
4) 2-Fluorophenol	7.14	112	272486	17.58	ul/l	-0.03
Spiked Amount 200.000	Range 21 - 100		Recovery = 8.79%#			
6) Phenol-d5	9.57	99	429715	20.24	ul/l	-0.06
Spiked Amount 200.000	Range 10 - 94		Recovery = 10.12%			
20) Nitrobenzene-d5	11.47	82	392183	18.49	ul/l	-0.06
Spiked Amount 100.000	Range 35 - 114		Recovery = 18.49%#			
38) 2-Fluorobiphenyl	16.03	172	542967	20.40	ul/l	-0.06
Spiked Amount 100.000	Range 43 - 116		Recovery = 20.40%#			
54) 2,4,6-Tribromophenol	19.78	330	81673	20.17	ul/l	-0.07
Spiked Amount 200.000	Range 10 - 123		Recovery = 10.09%			
71) Terphenyl-d14	25.60	244	520967	20.72	ul/l	-0.06
Spiked Amount 100.000	Range 33 - 141		Recovery = 20.72%#			

Target Compounds						Qvalue
2) Pyridine	3.62	79	251398	16.90	ul/l	99
3) N-Nitrosodimethylamine	3.70	74	227274	17.49	ul/l	99
5) Aniline	9.35	93	551070	18.19	ul/l	98
7) Phenol	9.60	94	488545	20.06	ul/l	92
8) bis(2-Chloroethyl)ether	9.52	93	459802	22.41	ul/l	88
9) 2-Chlorophenol	9.62	128	305868	19.56	ul/l	96
10) 1,3-Dichlorobenzene	9.86	146	305668	20.78	ul/l	99
11) 1,4-Dichlorobenzene	10.00	146	317901	21.33	ul/l	99
12) Benzyl alcohol	10.52	79	304593	18.88	ul/l	99
13) 1,2-Dichlorobenzene	10.46	146	304252	21.45	ul/l	99
14) 2-Methylphenol	10.52	108	236104	15.16	ul/l	85
15) bis(2-chloroisopropyl)ethe	10.85	45	737743	18.66	ul/l	98
16) 3&4-Methylphenol	11.38	108	343095	21.00	ul/l	95
17) N-Nitroso-di-n-propylamine	11.23	70	307526	20.60	ul/l	100
18) Hexachloroethane	11.19	117	142241	19.78	ul/l	96
21) Nitrobenzene	11.51	77	411846	18.99	ul/l	98
22) Isophorone	12.12	82	857638	19.71	ul/l	99
23) 2-Nitrophenol	12.32	139	193158	19.01	ul/l	97
24) 2,4-Dimethylphenol	12.62	107	323401	19.86	ul/l	97
25) Benzoic Acid	13.10	122	58901m	8.48	ul/l	
26) bis(2-Chloroethoxy)methane	12.76	93	543547	20.98	ul/l	99
27) 2,4-Dichlorophenol	13.01	162	242213	20.13	ul/l	98
28) 1,2,4-Trichlorobenzene	13.10	180	247013	19.81	ul/l	99
29) Naphthalene	13.23	128	883137	21.24	ul/l	99
30) 4-Chloroaniline	13.54	127	386115	19.44	ul/l	97
31) Hexachlorobutadiene	13.71	225	121906	20.41	ul/l	99
32) 4-Chloro-3-methylphenol	14.95	107	296428	20.18	ul/l #	30
33) 2-Methylnaphthalene	15.26	142	541762	22.10	ul/l	97

(#) = qualifier out of range (m) = manual integration

SV-242

Quantitation Report (QT Reviewed)

Data File : E:\F\DATA\AUG06\F0809\F5958.D
Acq On : 9 Aug 2006 12:08
Sample : SSTD020
Misc :
MS Integration Params: rteint.p
Quant Time: Aug 9 14:21 2006

Vial: 27
Operator: JOSE
Inst : HP5971AF
Multiplr: 1.00

Quant Results File: SVF80725.RES

Quant Method : E:\F\METHODS\SVF80725.M (RTE Integrator)
Title : SEMI-VOA 8270 CALIBRATION HP5971AF
Last Update : Tue Aug 08 13:01:22 2006
Response via : Initial Calibration
DataAcq Meth : SVF80725

	Compound	R.T.	QIon	Response	Conc Unit		Qvalue
35)	Hexachlorocyclopentadiene	15.57	237	49945	10.92 ul/l		98
36)	2,4,6-Trichlorophenol	15.90	196	165175	18.75 ul/l		99
37)	2,4,5-Trichlorophenol	16.04	196	172770	18.75 ul/l		98
39)	2-Chloronaphthalene	16.23	162	519662	20.66 ul/l		99
40)	2-Nitroaniline	16.70	65	250603	21.08 ul/l		99
41)	Dimethylphthalate	17.27	163	617837	21.98 ul/l		100
42)	Acenaphthylene	17.30	152	857624	22.86 ul/l		99
43)	3-Nitroaniline	17.80	138	192912	21.43 ul/l		99
44)	Acenaphthene	17.79	153	486927	21.80 ul/l		99
45)	2,4-Dinitrophenol	18.06	184	38954	8.45 ul/l	#	69
46)	4-Nitrophenol	18.48	109	53851	16.28 ul/l		94
47)	Dibenzofuran	18.20	168	701827	20.85 ul/l		98
48)	2,6-Dinitrotoluene	17.44	165	170742	21.08 ul/l		99
49)	2,4-Dinitrotoluene	18.43	165	213990	21.24 ul/l		95
50)	Diethylphthalate	19.05	149	644151	26.98 ul/l		99
51)	4-Chlorophenyl-phenylether	19.11	204	260897	25.18 ul/l		98
52)	Fluorene	19.07	166	568803	24.04 ul/l		100
53)	4-Nitroaniline	19.40	138	170271	22.25 ul/l		95
56)	4,6-Dinitro-2-methylphenol	19.47	198	106163	16.46 ul/l		100
57)	Carbazole	22.14	167	701431	20.65 ul/l		99
58)	n-Nitrosodiphenylamine	19.49	169	479550	21.36 ul/l		99
59)	1,2-Diphenylhydrazine	19.51	77	995058	22.20 ul/l		77
60)	Azobenzene	19.51	77	995058	22.20 ul/l		77
61)	4-Bromophenyl-phenylether	20.34	248	148082	18.11 ul/l		96
62)	Hexachlorobenzene	20.69	284	189045	18.77 ul/l		96
63)	Pentachlorophenol	21.23	266	58171m	10.19 ul/l		
64)	Phenanthrene	21.52	178	758927	19.64 ul/l		100
65)	Anthracene	21.63	178	772008	20.81 ul/l		100
66)	Di-n-butylphthalate	23.18	149	1159927	21.76 ul/l		99
67)	Fluoranthene	24.56	202	747303	20.15 ul/l		96
69)	Benzidine	25.01	184	303446	12.90 ul/l		100
70)	Pyrene	25.12	202	734054	19.10 ul/l		99
72)	Butylbenzylphthalate	26.97	149	352930	14.93 ul/l		95
73)	3,3'-Dichlorobenzidine	28.25	252	243352	16.45 ul/l		98
74)	Benzo[a]anthracene	28.21	228	564458	15.45 ul/l		99
75)	bis(2-Ethylhexyl)phthalate	28.47	149	507352	16.67 ul/l		97
76)	Chrysene	28.33	228	541739	16.14 ul/l		99
78)	Di-n-octylphthalate	29.93	149	904669	19.40 ul/l		99
79)	Benzo[b]fluoranthene	30.81	252	561565m	17.07 ul/l		
80)	Benzo[k]fluoranthene	30.87	252	501235	18.56 ul/l		98
81)	Benzo[a]pyrene	31.53	252	485513	17.41 ul/l		99
82)	Indeno[1,2,3-cd]pyrene	33.84	276	546614	17.80 ul/l		99
83)	Dibenz[a,h]anthracene	33.85	278	469616	17.61 ul/l		96
84)	Benzo[g,h,i]perylene	34.38	276	449790	17.50 ul/l		95

(#) = qualifier out of range (m) = manual integration

SV-243

Quantitation Report

Data File : E:\F\DATA\AUG06\F0809\F5959.D
Acq On : 9 Aug 2006 12:54
Sample : SSTD080
Misc :
MS Integration Params: rteint.p
Quant Time: Aug 9 14:17 2006

Vial: 28
Operator: JOSE
Inst : HP5971AF
Multiplr: 1.00

Quant Results File: SVF80725.RES

Method : E:\F\METHODS\SVF80725.M (RTE Integrator)
Title : SEMI-VOA 8270 CALIBRATION HP5971AF
Last Update : Tue Aug 08 13:01:22 2006
Response via : Initial Calibration



GV-24C

Quantitation Report (QT Reviewed)

Data File : E:\F\DATA\AUG06\F0809\F5959.D
Acq On : 9 Aug 2006 12:54
Sample : SSTD080
Misc :
MS Integration Params: rteint.p
Quant Time: Aug 9 14:17 2006

Vial: 28
Operator: JOSE
Inst : HP5971AF
Multiplr: 1.00
Quant Results File: SVF80725.RES

Quant Method : E:\F\METHODS\SVF80725.M (RTE Integrator)
Title : SEMI-VOA 8270 CALIBRATION HP5971AF
Last Update : Tue Aug 08 13:01:22 2006
Response via : Initial Calibration
DataAcq Meth : SVF80725

Internal Standards	R.T.	QIon	Response	Conc	Units	Dev(Min)
1) 1,4-Dichlorobenzene-d4	9.98	152	402602	40.00	ul/l	-0.02
19) Naphthalene-d8	13.21	136	1603574	40.00	ul/l	-0.02
34) Acenaphthene-d10	17.73	164	810867	40.00	ul/l	-0.03
55) Phenanthrene-d10	21.48	188	1173032	40.00	ul/l	-0.03
68) Chrysene-d12	28.31	240	981746	40.00	ul/l	-0.03
77) Perylene-d12	31.71	264	896162	40.00	ul/l	-0.05

System Monitoring Compounds						
4) 2-Fluorophenol	7.14	112	1257139	78.75	ul/l	-0.03
Spiked Amount 200.000	Range 21 - 100		Recovery = 39.38%			
6) Phenol-d5	9.60	99	1785369	81.62	ul/l	-0.03
Spiked Amount 200.000	Range 10 - 94		Recovery = 40.81%			
20) Nitrobenzene-d5	11.51	82	1564045	73.13	ul/l	-0.02
Spiked Amount 100.000	Range 35 - 114		Recovery = 73.13%			
38) 2-Fluorobiphenyl	16.07	172	1938164	72.72	ul/l	-0.02
Spiked Amount 100.000	Range 43 - 116		Recovery = 72.72%			
54) 2,4,6-Tribromophenol	19.83	330	322044	79.45	ul/l	-0.02
Spiked Amount 200.000	Range 10 - 123		Recovery = 39.73%			
71) Terphenyl-d14	25.64	244	1911208	83.40	ul/l	-0.02
Spiked Amount 100.000	Range 33 - 141		Recovery = 83.40%			

Target Compounds						Qvalue
2) Pyridine	3.61	79	1146441m	74.83	ul/l	
3) N-Nitrosodimethylamine	3.71	74	1021143	76.29	ul/l	99
5) Aniline	9.37	93	2360220	75.65	ul/l	100
7) Phenol	9.63	94	1862207	74.22	ul/l	89
8) bis(2-Chloroethyl)ether	9.55	93	1722606	81.49	ul/l	94
9) 2-Chlorophenol	9.65	128	1181513	73.35	ul/l	98
10) 1,3-Dichlorobenzene	9.88	146	1201796	79.29	ul/l	99
11) 1,4-Dichlorobenzene	10.02	146	1210988	78.87	ul/l	99
12) Benzyl alcohol	10.59	79	1264702	76.11	ul/l	98
13) 1,2-Dichlorobenzene	10.48	146	1169164	80.01	ul/l	100
14) 2-Methylphenol	10.59	108	966221	60.24	ul/l	84
15) bis(2-chloroisopropyl)ethe	10.88	45	2800558	68.75	ul/l	97
16) 3&4-Methylphenol	11.42	108	1408600	83.70	ul/l	94
17) N-Nitroso-di-n-propylamine	11.32	70	1196575	77.80	ul/l	99
18) Hexachloroethane	11.20	117	590587	79.74	ul/l	99
21) Nitrobenzene	11.56	77	1594301	72.90	ul/l	100
22) Isophorone	12.21	82	3469317	79.07	ul/l	99
23) 2-Nitrophenol	12.36	139	812383	79.30	ul/l	96
24) 2,4-Dimethylphenol	12.67	107	1268475	77.26	ul/l	99
25) Benzoic Acid	13.35	122	408659	58.32	ul/l #	51
26) bis(2-Chloroethoxy)methane	12.81	93	2091083	80.03	ul/l	100
27) 2,4-Dichlorophenol	13.03	162	1000337	82.46	ul/l	99
28) 1,2,4-Trichlorobenzene	13.12	180	990320	78.75	ul/l	100
29) Naphthalene	13.26	128	3281676	78.28	ul/l	100
30) 4-Chloroaniline	13.58	127	1608963	80.33	ul/l	99
31) Hexachlorobutadiene	13.73	225	459688	76.34	ul/l	99
32) 4-Chloro-3-methylphenol	14.97	107	1155764	78.01	ul/l	89
33) 2-Methylnaphthalene	15.29	142	2005766	81.13	ul/l	95

(#) = qualifier out of range (m) = manual integration

Quantitation Report (QT Reviewed)

Data File : E:\F\DATA\AUG06\F0809\F5959.D
Acq On : 9 Aug 2006 12:54
Sample : SSTD080
Misc :
MS Integration Params: rteint.p
Quant Time: Aug 9 14:17 2006

Vial: 28
Operator: JOSE
Inst : HP5971AF
Multiplr: 1.00
Quant Results File: SVF80725.RES

Quant Method : E:\F\METHODS\SVF80725.M (RTE Integrator)
Title : SEMI-VOA 8270 CALIBRATION HP5971AF
Last Update : Tue Aug 08 13:01:22 2006
Response via : Initial Calibration
DataAcq Meth : SVF80725

	Compound	R.T.	QIon	Response	Conc Unit	Qvalue
35)	Hexachlorocyclopentadiene	15.59	237	376164	82.12 ul/l	99
36)	2,4,6-Trichlorophenol	15.93	196	673930	76.40 ul/l	98
37)	2,4,5-Trichlorophenol	16.05	196	646279	70.05 ul/l	98
39)	2-Chloronaphthalene	16.26	162	2016047	80.05 ul/l	99
40)	2-Nitroaniline	16.75	65	977087	82.08 ul/l	96
41)	Dimethylphthalate	17.36	163	2150450	76.40 ul/l	99
42)	Acenaphthylene	17.34	152	2923963	77.84 ul/l	100
43)	3-Nitroaniline	17.88	138	755969	83.86 ul/l	99
44)	Acenaphthene	17.84	153	1767704	79.02 ul/l	99
45)	2,4-Dinitrophenol	18.12	184	331507	71.85 ul/l	93
46)	4-Nitrophenol	18.53	109	282050m	85.13 ul/l	
47)	Dibenzofuran	18.23	168	2658184	78.86 ul/l	99
48)	2,6-Dinitrotoluene	17.51	165	669027	82.47 ul/l	98
49)	2,4-Dinitrotoluene	18.51	165	834865	82.76 ul/l	84
50)	Diethylphthalate	19.13	149	1852697	77.50 ul/l	99
51)	4-Chlorophenyl-phenylether	19.15	204	837749	80.76 ul/l	99
52)	Fluorene	19.11	166	1806265	76.25 ul/l	100
53)	4-Nitroaniline	19.53	138	705192	92.01 ul/l	98
56)	4,6-Dinitro-2-methylphenol	19.56	198	411381	66.70 ul/l	100
57)	Carbazole	22.18	167	2651142	81.62 ul/l	99
58)	n-Nitrosodiphenylamine	19.54	169	1585459	73.83 ul/l	99
59)	1,2-Diphenylhydrazine	19.57	77	3198181	74.62 ul/l	76
60)	Azobenzene	19.57	77	3198181	74.62 ul/l	76
61)	4-Bromophenyl-phenylether	20.38	248	576869	73.77 ul/l	98
62)	Hexachlorobenzene	20.73	284	702442	72.91 ul/l	95
63)	Pentachlorophenol	21.28	266	369619	67.71 ul/l	98
64)	Phenanthrene	21.55	178	2840570	76.85 ul/l	100
65)	Anthracene	21.68	178	2850192	80.32 ul/l	100
66)	Di-n-butylphthalate	23.22	149	4245054	83.28 ul/l	99
67)	Fluoranthene	24.61	202	2820781	79.53 ul/l	95
69)	Benzidine	25.06	184	1698738	79.20 ul/l	100
70)	Pyrene	25.17	202	2935104	83.81 ul/l	99
72)	Butylbenzylphthalate	27.02	149	1695427	78.67 ul/l	99
73)	3,3'-Dichlorobenzidine	28.32	252	1072571	79.55 ul/l	99
74)	Benzo[a]anthracene	28.26	228	2735754	82.17 ul/l	99
75)	bis(2-Ethylhexyl)phthalate	28.50	149	2157298	77.77 ul/l	100
76)	Chrysene	28.40	228	2383292	77.88 ul/l	99
78)	Di-n-octylphthalate	29.97	149	3933407	82.94 ul/l	99
79)	Benzo[b]fluoranthene	30.91	252	2785731m	83.26 ul/l	
80)	Benzo[k]fluoranthene	30.95	252	2329392m	84.84 ul/l	
81)	Benzo[a]pyrene	31.60	252	2341378	82.58 ul/l	98
82)	Indeno[1,2,3-cd]pyrene	33.96	276	2622512	84.00 ul/l	91
83)	Dibenz[a,h]anthracene	33.95	278	2317408	85.45 ul/l	99
84)	Benzo[g,h,i]perylene	34.48	276	2151425	82.31 ul/l	95

(#) = qualifier out of range (m) = manual integration

Quantitation Report

Data File : E:\F\DATA\AUG06\F0809\F5960.D
Acq On : 9 Aug 2006 13:39
Sample : SSTD120
Misc :
MS Integration Params: rteint.p
Quant Time: Aug 9 14:17 2006

Vial: 29
Operator: JOSE
Inst : HP5971AF
Multiplr: 1.00

Quant Results File: SVF80725.RES

Method : E:\F\METHODS\SVF80725.M (RTE Integrator)
Title : SEMI-VOA 8270 CALIBRATION HP5971AF
Last Update : Tue Aug 08 13:01:22 2006
Response via : Initial Calibration



SV-84

Quantitation Report (QT Reviewed)

Data File : E:\F\DATA\AUG06\F0809\F5960.D
Acq On : 9 Aug 2006 13:39
Sample : SSTD120
Misc :
MS Integration Params: rteint.p
Quant Time: Aug 9 14:17 2006

Vial: 29
Operator: JOSE
Inst : HP5971AF
Multiplr: 1.00
Quant Results File: SVF80725.RES

Quant Method : E:\F\METHODS\SVF80725.M (RTE Integrator)
Title : SEMI-VOA 8270 CALIBRATION HP5971AF
Last Update : Tue Aug 08 13:01:22 2006
Response via : Initial Calibration
DataAcq Meth : SVF80725

Internal Standards	R.T.	QIon	Response	Conc	Units	Dev(Min)
1) 1,4-Dichlorobenzene-d4	9.98	152	344395	40.00	ul/l	-0.02
19) Naphthalene-d8	13.21	136	1377387	40.00	ul/l	-0.02
34) Acenaphthene-d10	17.73	164	693681	40.00	ul/l	-0.03
55) Phenanthrene-d10	21.48	188	997639	40.00	ul/l	-0.03
68) Chrysene-d12	28.32	240	833522	40.00	ul/l	-0.02
77) Perylene-d12	31.72	264	747141	40.00	ul/l	-0.04

System Monitoring Compounds						
4) 2-Fluorophenol	7.15	112	1663561	121.82	ul/l	-0.02
Spiked Amount 200.000	Range 21 - 100		Recovery = 60.91%			
6) Phenol-d5	9.62	99	2225861	118.96	ul/l	-0.01
Spiked Amount 200.000	Range 10 - 94		Recovery = 59.48%			
20) Nitrobenzene-d5	11.52	82	1974575	107.49	ul/l	-0.01
Spiked Amount 100.000	Range 35 - 114		Recovery = 107.49%			
38) 2-Fluorobiphenyl	16.09	172	2338903	102.58	ul/l	0.00
Spiked Amount 100.000	Range 43 - 116		Recovery = 102.58%			
54) 2,4,6-Tribromophenol	19.84	330	402977	116.20	ul/l	-0.01
Spiked Amount 200.000	Range 10 - 123		Recovery = 58.10%			
71) Terphenyl-d14	25.65	244	2363211	121.47	ul/l	-0.01
Spiked Amount 100.000	Range 33 - 141		Recovery = 121.47%			

Target Compounds						Qvalue
2) Pyridine	3.59	79	1392672m	106.27	ul/l	
3) N-Nitrosodimethylamine	3.71	74	1300357	113.57	ul/l	99
5) Aniline	9.38	93	3031968	113.61	ul/l	99
7) Phenol	9.65	94	2271161	105.82	ul/l	89
8) bis(2-Chloroethyl)ether	9.57	93	2193749	121.32	ul/l	94
9) 2-Chlorophenol	9.66	128	1438306	104.38	ul/l	99
10) 1,3-Dichlorobenzene	9.88	146	1483530	114.43	ul/l	99
11) 1,4-Dichlorobenzene	10.03	146	1469128	111.86	ul/l	99
12) Benzyl alcohol	10.61	79	1620476	114.01	ul/l	98
13) 1,2-Dichlorobenzene	10.48	146	1444728	115.58	ul/l	99
14) 2-Methylphenol	10.61	108	1239837	90.37	ul/l	85
15) bis(2-chloroisopropyl)ethe	10.89	45	3505570	100.60	ul/l	97
16) 3&4-Methylphenol	11.44	108	1810850	125.79	ul/l	95
17) N-Nitroso-di-n-propylamine	11.34	70	1507456	114.58	ul/l	99
18) Hexachloroethane	11.20	117	732461	115.61	ul/l	98
21) Nitrobenzene	11.58	77	2022150	107.65	ul/l	100
22) Isophorone	12.25	82	4390488	116.50	ul/l	99
23) 2-Nitrophenol	12.37	139	1035065	117.63	ul/l	97
24) 2,4-Dimethylphenol	12.69	107	1600060	113.46	ul/l	99
25) Benzoic Acid	13.41	122	549616	91.32	ul/l #	54
26) bis(2-Chloroethoxy)methane	12.82	93	2636733	117.48	ul/l	100
27) 2,4-Dichlorophenol	13.04	162	1248863	119.86	ul/l	99
28) 1,2,4-Trichlorobenzene	13.13	180	1236391	114.46	ul/l	99
29) Naphthalene	13.27	128	4047332	112.40	ul/l	100
30) 4-Chloroaniline	13.59	127	2058011	119.62	ul/l	98
31) Hexachlorobutadiene	13.74	225	563745	108.99	ul/l	99
32) 4-Chloro-3-methylphenol	14.98	107	1437190	112.94	ul/l #	1
33) 2-Methylnaphthalene	15.31	142	2453950	115.55	ul/l	95

(#) = qualifier out of range (m) = manual integration

SV-248

Quantitation Report (QT Reviewed)

Data File : E:\F\DATA\AUG06\F0809\F5960.D
Acq On : 9 Aug 2006 13:39
Sample : SSTD120
Misc :
MS Integration Params: rteint.p
Quant Time: Aug 9 14:17 2006

Vial: 29
Operator: JOSE
Inst : HP5971AF
Multiplr: 1.00
Quant Results File: SVF80725.RES

Quant Method : E:\F\METHODS\SVF80725.M (RTE Integrator)
Title : SEMI-VOA 8270 CALIBRATION HP5971AF
Last Update : Tue Aug 08 13:01:22 2006
Response via : Initial Calibration
DataAcq Meth : SVF80725

	Compound	R.T.	QIon	Response	Conc Unit	Qvalue
35)	Hexachlorocyclopentadiene	15.59	237	490062	125.06 ul/l	98
36)	2,4,6-Trichlorophenol	15.93	196	845929	112.10 ul/l	97
37)	2,4,5-Trichlorophenol	16.06	196	761367	96.46 ul/l	99
39)	2-Chloronaphthalene	16.28	162	2472049	114.74 ul/l	99
40)	2-Nitroaniline	16.77	65	1237080	121.47 ul/l	95
41)	Dimethylphthalate	17.38	163	2695319	111.93 ul/l	100
42)	Acenaphthylene	17.34	152	3632823	113.04 ul/l	99
43)	3-Nitroaniline	17.91	138	956903	124.08 ul/l	99
44)	Acenaphthene	17.85	153	2189455	114.41 ul/l	99
45)	2,4-Dinitrophenol	18.15	184	471732	119.51 ul/l	94
46)	4-Nitrophenol	18.55	109	356501m	125.78 ul/l	
47)	Dibenzofuran	18.25	168	3332862	115.59 ul/l	98
48)	2,6-Dinitrotoluene	17.53	165	838923	120.88 ul/l	98
49)	2,4-Dinitrotoluene	18.54	165	1055061	122.25 ul/l	86
50)	Diethylphthalate	19.16	149	2106339	103.00 ul/l	99
51)	4-Chlorophenyl-phenylether	19.17	204	933020	105.14 ul/l	98
52)	Fluorene	19.12	166	2203284	108.73 ul/l	100
53)	4-Nitroaniline	19.56	138	781921	119.26 ul/l	100
56)	4,6-Dinitro-2-methylphenol	19.58	198	512218	97.65 ul/l	100
57)	Carbazole	22.20	167	3327357	120.44 ul/l	98
58)	n-Nitrosodiphenylamine	19.55	169	1891617	103.57 ul/l	99
59)	1,2-Diphenylhydrazine	19.58	77	3731698	102.37 ul/l	75
60)	Azobenzene	19.58	77	3731698	102.37 ul/l	75
61)	4-Bromophenyl-phenylether	20.39	248	708269	106.49 ul/l	99
62)	Hexachlorobenzene	20.74	284	869755	106.15 ul/l	95
63)	Pentachlorophenol	21.29	266	489933	105.53 ul/l	97
64)	Phenanthrene	21.57	178	3533966	112.41 ul/l	100
65)	Anthracene	21.70	178	3503359	116.08 ul/l	100
66)	Di-n-butylphthalate	23.23	149	5276398	121.70 ul/l	100
67)	Fluoranthene	24.62	202	3508809	116.33 ul/l	96
69)	Benzidine	25.07	184	2205049	121.09 ul/l	100
70)	Pyrene	25.19	202	3655202	122.93 ul/l	98
72)	Butylbenzylphthalate	27.03	149	2079635	113.66 ul/l	99
73)	3,3'-Dichlorobenzidine	28.35	252	1342934	117.31 ul/l	99
74)	Benzo[a]anthracene	28.28	228	3367869	119.15 ul/l	99
75)	bis(2-Ethylhexyl)phthalate	28.51	149	2677738	113.70 ul/l	99
76)	Chrysene	28.42	228	2990910	115.12 ul/l	99
78)	Di-n-octylphthalate	29.98	149	4938823	124.90 ul/l	99
79)	Benzo[b]fluoranthene	30.93	252	3677435m	131.84 ul/l	
80)	Benzo[k]fluoranthene	30.93	252	2800237m	122.33 ul/l	
81)	Benzo[a]pyrene	31.62	252	3028514	128.12 ul/l	98
82)	Indeno[1,2,3-cd]pyrene	33.99	276	3345558	128.54 ul/l	90
83)	Dibenz[a,h]anthracene	33.97	278	2948972	130.42 ul/l	99
84)	Benzo[g,h,i]perylene	34.51	276	2800068	128.50 ul/l	93

(#) = qualifier out of range (m) = manual integration

7B

SEMIVOLATILE CONTINUING CALIBRATION CHECK

Lab Name: ACCREDITED ANALYTICAL RESO Contract: _____

Lab Code: _____ Case No.: _____ SAS No.: _____ SDG No.: _____

Instrument ID: HP5971AF Calibration Date: 8/4/2006 Time: 9:35

Lab File ID: F5922.D Init. Calib. Date(s): 7/25/2006 7/25/2006

Init. Calib. Times: 12:34 15:36

COMPOUND	RRF	RRF50	MIN RRF	% D	MAX % D
Pyridine	1.522	1.560		-2.5	
N-Nitrosodimethylamine	1.330	1.386		-4.2	
Aniline	3.100	3.420		-10.3	
Phenol	2.493	2.771		-11.2	
bis(2-Chloroethyl)ether	2.100	2.335		-11.2	
2-Chlorophenol	1.600	1.793		-12.0	
1,3-Dichlorobenzene	1.506	1.629		-8.2	
1,4-Dichlorobenzene	1.525	1.666		-9.2	
Benzyl alcohol	1.651	1.780		-7.8	
1,2-Dichlorobenzene	1.452	1.622		-11.7	
2-Methylphenol	1.594	1.842		-15.6	
bis(2-chloroisopropyl)ether	4.047	4.215		-4.1	
3&4-Methylphenol	1.672	1.994		-19.3	
N-Nitroso-di-n-propylamine	1.528	1.707	0.050	-11.7	0.0
Hexachloroethane	0.736	0.806		-9.6	
Nitrobenzene	0.545	0.566		-3.7	
Isophorone	1.094	1.244		-13.6	
2-Nitrophenol	0.256	0.282		-10.4	
2,4-Dimethylphenol	0.410	0.461		-12.5	
Benzoic Acid	0.175	0.131		24.9	
bis(2-Chloroethoxy)methane	0.652	0.747		-14.6	
2,4-Dichlorophenol	0.303	0.343		-13.4	
1,2,4-Trichlorobenzene	0.314	0.345		-9.8	
Naphthalene	1.046	1.170		-11.9	
4-Chloroaniline	0.500	0.573		-14.8	
Hexachlorobutadiene	0.150	0.163		-8.2	
4-Chloro-3-methylphenol	0.370	0.426		-15.4	
2-Methylnaphthalene	0.617	0.718		-16.5	
Hexachlorocyclopentadiene	0.226	0.238	0.050	-5.3	0.0
2,4,6-Trichlorophenol	0.435	0.458		-5.2	
2,4,5-Trichlorophenol	0.455	0.488		-7.3	
2-Chloronaphthalene	1.242	1.394		-12.2	
2-Nitroaniline	0.587	0.687		-16.9	
Dimethylphthalate	1.389	1.449		-4.3	
Acenaphthylene	1.853	1.949		-5.2	
3-Nitroaniline	0.445	0.498		-12.0	
Acenaphthene	1.103	1.208		-9.5	
2,4-Dinitrophenol	0.228	0.224	0.050	1.5	0.0
4-Nitrophenol	0.163	0.172	0.050	-5.0	0.0

All other compounds must meet a minimum RRF of 0.010.

SV-85C

7C

SEMIVOLATILE CONTINUING CALIBRATION CHECK

Lab Name: ACCREDITED ANALYTICAL RESO Contract: _____

Lab Code: _____ Case No.: _____ SAS No.: _____ SDG No.: _____

Instrument ID: HP5971AF Calibration Date: 8/4/2006 Time: 9:35

Lab File ID: F5922.D Init. Calib. Date(s): 7/25/2006 7/25/2006

Init. Calib. Times: 12:34 15:36

COMPOUND	RRF	RRF50	MIN RRF	% D	MAX % D
Dibenzofuran	1.663	1.837		-10.5	
2,6-Dinitrotoluene	0.400	0.452		-12.9	
2,4-Dinitrotoluene	0.498	0.568		-14.1	
Diethylphthalate	1.179	1.382		-17.2	
4-Chlorophenyl-phenylether	0.512	0.650		-27.0	
Fluorene	1.169	1.295		-10.8	
4-Nitroaniline	0.378	0.521		-37.7	
4,6-Dinitro-2-methylphenol	0.210	0.230		-9.1	
Carbazole	1.108	1.159		-4.6	
n-Nitrosodiphenylamine	0.732	0.811		-10.7	
1,2-Diphenylhydrazine	1.462	1.630		-11.5	
Azobenzene	1.462	1.630		-11.5	
4-Bromophenyl-phenylether	0.267	0.277		-4.0	
Hexachlorobenzene	0.329	0.335		-2.1	
Pentachlorophenol	0.186	0.190		-2.1	
Phenanthrene	1.260	1.352		-7.3	
Anthracene	1.210	1.329		-9.8	
Di-n-butylphthalate	1.738	1.943		-11.8	
Fluoranthene	1.209	1.294		-7.0	
Benzidine	0.874	0.972		-11.2	
Pyrene	1.427	1.606		-12.6	
Butylbenzylphthalate	0.878	0.966		-10.0	
3,3'-Dichlorobenzidine	0.549	0.522		5.0	
Benzo[a]anthracene	1.356	1.428		-5.3	
bis(2-Ethylhexyl)phthalate	1.130	1.237		-9.5	
Chrysene	1.247	1.331		-6.8	
Di-n-octylphthalate	2.117	2.394		-13.1	
Benzo[b]fluoranthene	1.493	1.751		-17.3	
Benzo[k]fluoranthene	1.226	1.196		2.4	
Benzo[a]pyrene	1.266	1.333		-5.3	
Indeno[1,2,3-cd]pyrene	1.393	1.450		-4.0	
Dibenz[a,h]anthracene	1.211	1.297		-7.1	
Benzo[g,h,i]perylene	1.167	1.184		-1.5	
2-Fluorophenol	1.586	1.700		-7.2	
Phenol-d5	2.173	2.452		-12.8	
Nitrobenzene-d5	0.533	0.562		-5.4	
2-Fluorobiphenyl	1.315	1.457		-10.8	
2,4,6-Tribromophenol	0.200	0.221		-10.7	
Terphenyl-d14	0.934	1.096		-17.4	

(1) Cannot be separated from Diphenylamine

All other compounds must meet a minimum RRF of 0.010.

SV-251

7B

SEMIVOLATILE CONTINUING CALIBRATION CHECK

Lab Name: ACCREDITED ANALYTICAL RESO Contract: _____

Lab Code: _____ Case No.: _____ SAS No.: _____ SDG No.: _____

Instrument ID: HP5971AE Calibration Date: 8/4/06 Time: 14:02

Lab File ID: E2429.D Init. Calib. Date(s): 7/20/06 7/20/06

Init. Calib. Times: 15:03 18:25

COMPOUND	RRF	RRF50	MIN RRF	% D	MAX % D
Pyridine	1.036	1.103		-6.4	
N-Nitrosodimethylamine	0.944	1.120		-18.7	
Aniline	2.718	3.168		-16.6	
Phenol	2.081	2.472	0.001	-18.8	20.0
bis(2-Chloroethyl)ether	1.673	2.000		-19.5	
2-Chlorophenol	1.529	1.752		-14.6	
1,3-Dichlorobenzene	1.529	1.655		-8.2	
1,4-Dichlorobenzene	1.536	1.642		-6.9	
Benzyl alcohol	1.538	1.764		-14.7	
1,2-Dichlorobenzene	1.421	1.531		-7.8	
2-Methylphenol	1.416	1.628		-15.0	
bis(2-chloroisopropyl)ether	2.266	2.776		-22.5	
3&4-Methylphenol	1.508	1.765		-17.0	
N-Nitroso-di-n-propylamine	1.343	1.513	0.050	-12.6	0.0
Hexachloroethane	0.665	0.759		-14.2	
Nitrobenzene	0.433	0.479		-10.4	
Isophorone	0.894	1.048		-17.2	
2-Nitrophenol	0.227	0.247		-8.7	
2,4-Dimethylphenol	0.405	0.448		-10.6	
Benzoic Acid	0.205	0.102		50.4	
bis(2-Chloroethoxy)methane	0.507	0.567		-11.8	
2,4-Dichlorophenol	0.291	0.304		-4.6	
1,2,4-Trichlorobenzene	0.280	0.293		-4.8	
Naphthalene	0.990	1.058		-6.8	
4-Chloroaniline	0.479	0.534		-11.5	
Hexachlorobutadiene	0.143	0.149		-4.4	
4-Chloro-3-methylphenol	0.382	0.425		-11.4	
2-Methylnaphthalene	0.665	0.703		-5.7	
Hexachlorocyclopentadiene	0.276	0.211	0.050	23.8	0.0
2,4,6-Trichlorophenol	0.363	0.379		-4.3	
2,4,5-Trichlorophenol	0.390	0.407		-4.6	
2-Chloronaphthalene	1.126	1.199		-6.4	
2-Nitroaniline	0.499	0.575		-15.1	
Dimethylphthalate	1.352	1.427		-5.6	
Acenaphthylene	1.876	1.860		0.9	
3-Nitroaniline	0.406	0.452		-11.5	
Acenaphthene	1.134	1.206		-6.4	
2,4-Dinitrophenol	0.192	0.164	0.050	14.6	0.0

All other compounds must meet a minimum RRF of 0.010.

SV-252

7C

SEMIVOLATILE CONTINUING CALIBRATION CHECK

Lab Name: ACCREDITED ANALYTICAL RESO Contract:

Lab Code: Case No.: SAS No.: SDG No.:

Instrument ID: HP5971AE Calibration Date: 8/4/06 Time: 14:02

Lab File ID: E2429.D Init. Calib. Date(s): 7/20/06 7/20/06

Init. Calib. Times: 15:03 18:25

COMPOUND	RRF	RRF50	MIN RRF	% D	MAX % D
4-Nitrophenol	0.223	0.240	0.050	-8.0	0.0
Dibenzofuran	1.586	1.719		-8.4	
2,6-Dinitrotoluene	0.386	0.426		-10.3	
2,4-Dinitrotoluene	0.519	0.583		-12.3	
Diethylphthalate	1.446	1.568		-8.4	
4-Chlorophenyl-phenylether	0.542	0.580		-7.0	
Fluorene	1.244	1.307		-5.1	
4-Nitroaniline	0.457	0.536		-17.4	
4,6-Dinitro-2-methylphenol	0.168	0.167		0.6	
Carbazole	1.115	1.172		-5.1	
n-Nitrosodiphenylamine	0.684	0.714		-4.3	
1,2-Diphenylhydrazine	1.135	1.263		-11.3	
Azobenzene	1.135	1.263		-11.3	
4-Bromophenyl-phenylether	0.198	0.210		-6.0	
Hexachlorobenzene	0.220	0.233		-5.5	
Pentachlorophenol	0.150	0.147		2.1	
Phenanthrene	1.186	1.265		-6.7	
Anthracene	1.164	1.258		-8.1	
Di-n-butylphthalate	1.725	1.895		-9.9	
Fluoranthene	1.201	1.296		-7.9	
Benzidine	1.129	1.051		6.9	
Pyrene	1.641	1.693		-3.1	
Butylbenzylphthalate	1.058	1.133		-7.1	
3,3'-Dichlorobenzidine	0.457	0.501		-9.7	
Benzo[a]anthracene	1.469	1.516		-3.3	
bis(2-Ethylhexyl)phthalate	1.335	1.380		-3.3	
Chrysene	1.289	1.321		-2.5	
Di-n-octylphthalate	2.622	3.094		-18.0	
Benzo[b]fluoranthene	1.400	1.508		-7.7	
Benzo[k]fluoranthene	1.314	1.505		-14.6	
Benzo[a]pyrene	1.274	1.344		-5.5	
Indeno[1,2,3-cd]pyrene	1.325	1.281		3.3	
Dibenz[a,h]anthracene	1.129	1.111		1.5	
Benzo[g,h,i]perylene	1.074	1.009		6.1	
2-Fluorophenol	1.452	1.629		-12.1	
Phenol-d5	1.935	2.233		-15.4	
Nitrobenzene-d5	0.449	0.494		-10.1	
2-Fluorobiphenyl	1.226	1.278		-4.2	
2,4,6-Tribromophenol	0.154	0.168		-8.8	

(1) Cannot be separated from Diphenylamine

All other compounds must meet a minimum RRF of 0.010.

SV-253

7C

SEMIVOLATILE CONTINUING CALIBRATION CHECK

Lab Name: ACCREDITED ANALYTICAL RESO Contract: _____

Lab Code: _____ Case No.: _____ SAS No.: _____ SDG No.: _____

Instrument ID: HP5971AE Calibration Date: 8/4/06 Time: 14:02

Lab File ID: E2429.D Init. Calib. Date(s): 7/20/06 7/20/06

Init. Calib. Times: 15:03 18:25

COMPOUND	RRF	RRF50	MIN RRF	% D	MAX % D
Terphenyl-d14	1.039	1.052		-1.3	

(1) Cannot be separated from Diphenylamine

All other compounds must meet a minimum RRF of 0.010.

SV-254

7B

SEMIVOLATILE CONTINUING CALIBRATION CHECK

Lab Name: ACCREDITED ANALYTICAL RESO Contract:

Lab Code: Case No.: SAS No.: SDG No.:

Instrument ID: HP5971AE Calibration Date: 8/7/06 Time: 16:28

Lab File ID: E2455.D Init. Calib. Date(s): 7/20/06 7/20/06

Init. Calib. Times: 15:03 18:25

COMPOUND	RRF	RRF50	MIN RRF	% D	MAX % D
Pyridine	1.036	1.059		-2.2	
N-Nitrosodimethylamine	0.944	0.998		-5.8	
Aniline	2.718	2.858		-5.1	
Phenol	2.081	2.212	0.001	-6.3	20.0
bis(2-Chloroethyl)ether	1.673	1.865		-11.5	
2-Chlorophenol	1.529	1.602		-4.8	
1,3-Dichlorobenzene	1.529	1.531		-0.1	
1,4-Dichlorobenzene	1.536	1.523		0.8	
Benzyl alcohol	1.538	1.687		-9.7	
1,2-Dichlorobenzene	1.421	1.430		-0.7	
2-Methylphenol	1.416	1.527		-7.9	
bis(2-chloroisopropyl)ether	2.266	2.685		-18.5	
3&4-Methylphenol	1.508	1.654		-9.7	
N-Nitroso-di-n-propylamine	1.343	1.484	0.050	-10.5	0.0
Hexachloroethane	0.665	0.712		-7.1	
Nitrobenzene	0.433	0.454		-4.7	
Isophorone	0.894	1.005		-12.3	
2-Nitrophenol	0.227	0.225		0.7	
2,4-Dimethylphenol	0.405	0.416		-2.6	
Benzoic Acid	0.205	0.168		18.0	
bis(2-Chloroethoxy)methane	0.507	0.534		-5.3	
2,4-Dichlorophenol	0.291	0.278		4.3	
1,2,4-Trichlorobenzene	0.280	0.271		3.1	
Naphthalene	0.990	0.970		2.0	
4-Chloroaniline	0.479	0.499		-4.2	
Hexachlorobutadiene	0.143	0.135		5.2	
4-Chloro-3-methylphenol	0.382	0.398		-4.3	
2-Methylnaphthalene	0.665	0.672		-1.1	
Hexachlorocyclopentadiene	0.276	0.194	0.050	29.9	0.0
2,4,6-Trichlorophenol	0.363	0.342		5.9	
2,4,5-Trichlorophenol	0.390	0.375		3.8	
2-Chloronaphthalene	1.126	1.093		3.0	
2-Nitroaniline	0.499	0.552		-10.6	
Dimethylphthalate	1.352	1.306		3.4	
Acenaphthylene	1.876	1.729		7.8	
3-Nitroaniline	0.406	0.403		0.6	
Acenaphthene	1.134	1.092		3.7	
2,4-Dinitrophenol	0.192	0.184	0.050	4.1	0.0

All other compounds must meet a minimum RRF of 0.010.

SV-255

7C

SEMIVOLATILE CONTINUING CALIBRATION CHECK

Lab Name: ACCREDITED ANALYTICAL RESO Contract:

Lab Code: Case No.: SAS No.: SDG No.:

Instrument ID: HP5971AE Calibration Date: 8/7/06 Time: 16:28

Lab File ID: E2455.D Init. Calib. Date(s): 7/20/06 7/20/06

Init. Calib. Times: 15:03 18:25

COMPOUND	RRF	RRF50	MIN RRF	% D	MAX % D
4-Nitrophenol	0.223	0.227	0.050	-2.0	0.0
Dibenzofuran	1.586	1.582		0.3	
2,6-Dinitrotoluene	0.386	0.398		-2.9	
2,4-Dinitrotoluene	0.519	0.538		-3.5	
Diethylphthalate	1.446	1.454		-0.5	
4-Chlorophenyl-phenylether	0.542	0.522		3.6	
Fluorene	1.244	1.215		2.3	
4-Nitroaniline	0.457	0.507		-11.0	
4,6-Dinitro-2-methylphenol	0.168	0.153		9.2	
Carbazole	1.115	1.111		0.4	
n-Nitrosodiphenylamine	0.684	0.652		4.7	
1,2-Diphenylhydrazine	1.135	1.146		-0.9	
Azobenzene	1.135	1.146		-0.9	
4-Bromophenyl-phenylether	0.198	0.187		5.8	
Hexachlorobenzene	0.220	0.212		3.7	
Pentachlorophenol	0.150	0.134		10.9	
Phenanthrene	1.186	1.146		3.3	
Anthracene	1.164	1.134		2.6	
Di-n-butylphthalate	1.725	1.765		-2.3	
Fluoranthene	1.201	1.187		1.2	
Benzidine	1.129	0.965		14.5	
Pyrene	1.641	1.518		7.5	
Butylbenzylphthalate	1.058	1.031		2.6	
3,3'-Dichlorobenzidine	0.457	0.456		0.3	
Benzo[a]anthracene	1.469	1.380		6.0	
bis(2-Ethylhexyl)phthalate	1.335	1.288		3.5	
Chrysene	1.289	1.198		7.1	
Di-n-octylphthalate	2.622	2.703		-3.1	
Benzo[b]fluoranthene	1.400	1.445		-3.2	
Benzo[k]fluoranthene	1.314	1.231		6.3	
Benzo[a]pyrene	1.274	1.242		2.4	
Indeno[1,2,3-cd]pyrene	1.325	1.216		8.2	
Dibenz[a,h]anthracene	1.129	1.060		6.1	
Benzo[g,h,i]perylene	1.074	0.944		12.1	
2-Fluorophenol	1.452	1.473		-1.4	
Phenol-d5	1.935	2.036		-5.2	
Nitrobenzene-d5	0.449	0.460		-2.5	
2-Fluorobiphenyl	1.226	1.160		5.4	
2,4,6-Tribromophenol	0.154	0.151		2.3	

(1) Cannot be separated from Diphenylamine

All other compounds must meet a minimum RRF of 0.010.

SV-056

7C

SEMIVOLATILE CONTINUING CALIBRATION CHECK

Lab Name: ACCREDITED ANALYTICAL RESO Contract: _____

Lab Code: _____ Case No.: _____ SAS No.: _____ SDG No.: _____

Instrument ID: HP5971AE Calibration Date: 8/7/06 Time: 16:28

Lab File ID: E2455.D Init. Calib. Date(s): 7/20/06 7/20/06

Init. Calib. Times: 15:03 18:25

COMPOUND	RRF	RRF50	MIN RRF	% D	MAX % D
Terphenyl-d14	1.039	0.924		11.0	

(1) Cannot be separated from Diphenylamine

All other compounds must meet a minimum RRF of 0.010.

SV-057

7B

SEMIVOLATILE CONTINUING CALIBRATION CHECK

Lab Name: ACCREDITED ANALYTICAL RESO Contract:

Lab Code: Case No.: SAS No.: SDG No.:

Instrument ID: HP5971AE Calibration Date: 8/9/06 Time: 13:51

Lab File ID: E2480.D Init. Calib. Date(s): 7/20/06 7/20/06

Init. Calib. Times: 15:03 18:25

COMPOUND	RRF	RRF50	MIN RRF	% D	MAX % D
Pyridine	1.036	1.181		-13.9	
N-Nitrosodimethylamine	0.944	1.101		-16.6	
Aniline	2.718	2.994		-10.2	
Phenol	2.081	2.412	0.001	-15.9	20.0
bis(2-Chloroethyl)ether	1.673	2.002		-19.7	
2-Chlorophenol	1.529	1.685		-10.2	
1,3-Dichlorobenzene	1.529	1.590		-4.0	
1,4-Dichlorobenzene	1.536	1.602		-4.3	
Benzyl alcohol	1.538	1.695		-10.3	
1,2-Dichlorobenzene	1.421	1.481		-4.2	
2-Methylphenol	1.416	1.649		-16.4	
bis(2-chloroisopropyl)ether	2.266	2.970		-31.1	
3&4-Methylphenol	1.508	1.799		-19.3	
N-Nitroso-di-n-propylamine	1.343	1.524	0.050	-13.5	0.0
Hexachloroethane	0.665	0.720		-8.3	
Nitrobenzene	0.433	0.465		-7.2	
Isophorone	0.894	0.999		-11.7	
2-Nitrophenol	0.227	0.230		-1.3	
2,4-Dimethylphenol	0.405	0.417		-2.9	
Benzoic Acid	0.205	0.104		49.5	
bis(2-Chloroethoxy)methane	0.507	0.555		-9.6	
2,4-Dichlorophenol	0.291	0.280		3.8	
1,2,4-Trichlorobenzene	0.280	0.272		2.8	
Naphthalene	0.990	1.000		-1.0	
4-Chloroaniline	0.479	0.510		-6.6	
Hexachlorobutadiene	0.143	0.131		8.2	
4-Chloro-3-methylphenol	0.382	0.403		-5.5	
2-Methylnaphthalene	0.665	0.686		-3.1	
Hexachlorocyclopentadiene	0.276	0.192	0.050	30.7	0.0
2,4,6-Trichlorophenol	0.363	0.348		4.1	
2,4,5-Trichlorophenol	0.390	0.378		3.0	
2-Chloronaphthalene	1.126	1.136		-0.9	
2-Nitroaniline	0.499	0.566		-13.4	
Dimethylphthalate	1.352	1.394		-3.1	
Acenaphthylene	1.876	1.857		1.0	
3-Nitroaniline	0.406	0.450		-10.8	
Acenaphthene	1.134	1.151		-1.5	
2,4-Dinitrophenol	0.192	0.158	0.050	17.7	0.0

All other compounds must meet a minimum RRF of 0.010.

SV-258

7C

SEMIVOLATILE CONTINUING CALIBRATION CHECK

Lab Name: ACCREDITED ANALYTICAL RESO Contract: _____

Lab Code: _____ Case No.: _____ SAS No.: _____ SDG No.: _____

Instrument ID: HP5971AE Calibration Date: 8/9/06 Time: 13:51

Lab File ID: E2480.D Init. Calib. Date(s): 7/20/06 7/20/06

Init. Calib. Times: 15:03 18:25

COMPOUND	RRF	RRF50	MIN RRF	% D	MAX % D
4-Nitrophenol	0.223	0.226	0.050	-1.7	0.0
Dibenzofuran	1.586	1.651		-4.1	
2,6-Dinitrotoluene	0.386	0.409		-6.0	
2,4-Dinitrotoluene	0.519	0.551		-6.0	
Diethylphthalate	1.446	1.557		-7.7	
4-Chlorophenyl-phenylether	0.542	0.528		2.5	
Fluorene	1.244	1.250		-0.5	
4-Nitroaniline	0.457	0.544		-19.1	
4,6-Dinitro-2-methylphenol	0.168	0.154		8.5	
Carbazole	1.115	1.198		-7.4	
n-Nitrosodiphenylamine	0.684	0.681		0.5	
1,2-Diphenylhydrazine	1.135	1.248		-9.9	
Azobenzene	1.135	1.248		-9.9	
4-Bromophenyl-phenylether	0.198	0.183		7.9	
Hexachlorobenzene	0.220	0.205		6.8	
Pentachlorophenol	0.150	0.128		14.9	
Phenanthrene	1.186	1.184		0.2	
Anthracene	1.164	1.174		-0.9	
Di-n-butylphthalate	1.725	1.865		-8.1	
Fluoranthene	1.201	1.229		-2.3	
Benzidine	1.129	1.008		10.7	
Pyrene	1.641	1.559		5.0	
Butylbenzylphthalate	1.058	1.094		-3.4	
3,3'-Dichlorobenzidine	0.457	0.501		-9.5	
Benzo[a]anthracene	1.469	1.408		4.1	
bis(2-Ethylhexyl)phthalate	1.335	1.342		-0.5	
Chrysene	1.289	1.233		4.3	
Di-n-octylphthalate	2.622	2.860		-9.1	
Benzo[b]fluoranthene	1.400	1.534		-9.6	
Benzo[k]fluoranthene	1.314	1.235		6.0	
Benzo[a]pyrene	1.274	1.291		-1.3	
Indeno[1,2,3-cd]pyrene	1.325	1.302		1.7	
Dibenz[a,h]anthracene	1.129	1.133		-0.4	
Benzo[g,h,i]perylene	1.074	1.041		3.1	
2-Fluorophenol	1.452	1.566		-7.8	
Phenol-d5	1.935	2.175		-12.4	
Nitrobenzene-d5	0.449	0.467		-4.1	
2-Fluorobiphenyl	1.226	1.209		1.4	
2,4,6-Tribromophenol	0.154	0.146		5.6	

(1) Cannot be separated from Diphenylamine

All other compounds must meet a minimum RRF of 0.010.

SV-259

7C

SEMIVOLATILE CONTINUING CALIBRATION CHECK

Lab Name: ACCREDITED ANALYTICAL RESO Contract: _____

Lab Code: _____ Case No.: _____ SAS No.: _____ SDG No.: _____

Instrument ID: HP5971AE Calibration Date: 8/9/06 Time: 13:51

Lab File ID: E2480.D Init. Calib. Date(s): 7/20/06 7/20/06

Init. Calib. Times: 15:03 18:25

COMPOUND	RRF	RRF50	MIN RRF	% D	MAX % D
Terphenyl-d14	1.039	0.930		10.5	

(1) Cannot be separated from Diphenylamine

All other compounds must meet a minimum RRF of 0.010.

SV-260

7B

SEMIVOLATILE CONTINUING CALIBRATION CHECK

Lab Name: ACCREDITED ANALYTICAL RESO Contract: _____

Lab Code: _____ Case No.: _____ SAS No.: _____ SDG No.: _____

Instrument ID: HP5971AF Calibration Date: 8/9/2006 Time: 14:46

Lab File ID: F5962.D Init. Calib. Date(s): 8/9/2006 8/9/2006

Init. Calib. Times: 10:38 13:39

COMPOUND	RRF	RRF50	MIN RRF	% D	MAX % D
Pyridine	1.373	1.518		-10.5	
N-Nitrosodimethylamine	1.254	1.259		-0.4	
Aniline	2.940	2.993		-1.8	
Phenol	2.335	2.543		-8.9	
bis(2-Chloroethyl)ether	2.205	2.300		-4.3	
2-Chlorophenol	1.467	1.571		-7.0	
1,3-Dichlorobenzene	1.496	1.550		-3.6	
1,4-Dichlorobenzene	1.507	1.586		-5.2	
Benzyl alcohol	1.587	1.599		-0.7	
1,2-Dichlorobenzene	1.465	1.532		-4.6	
2-Methylphenol	1.214	1.648		-35.8	
bis(2-chloroisopropyl)ether	3.573	3.711		-3.9	
3&4-Methylphenol	1.773	1.791		-1.0	
N-Nitroso-di-n-propylamine	1.510	1.528	0.050	-1.2	0.0
Hexachloroethane	0.728	0.752		-3.2	
Nitrobenzene	0.504	0.517		-2.8	
Isophorone	1.076	1.101		-2.3	
2-Nitrophenol	0.254	0.255		-0.5	
2,4-Dimethylphenol	0.398	0.406		-2.0	
Benzoic Acid	0.116	0.125		-8.2	
bis(2-Chloroethoxy)methane	0.658	0.681		-3.5	
2,4-Dichlorophenol	0.309	0.321		-3.9	
1,2,4-Trichlorobenzene	0.307	0.317		-3.4	
Naphthalene	1.033	1.084		-5.0	
4-Chloroaniline	0.500	0.520		-3.9	
Hexachlorobutadiene	0.143	0.150		-4.9	
4-Chloro-3-methylphenol	0.358	0.378		-5.5	
2-Methylnaphthalene	0.630	0.644		-2.1	
Hexachlorocyclopentadiene	0.208	0.207	0.050	0.7	0.0
2,4,6-Trichlorophenol	0.411	0.422		-2.8	
2,4,5-Trichlorophenol	0.390	0.421		-7.9	
2-Chloronaphthalene	1.233	1.274		-3.3	
2-Nitroaniline	0.606	0.612		-1.0	
Dimethylphthalate	1.371	1.400		-2.1	
Acenaphthylene	1.861	1.932		-3.8	
3-Nitroaniline	0.466	0.474		-1.7	
Acenaphthene	1.100	1.155		-5.0	
2,4-Dinitrophenol	0.187	0.190	0.050	-1.9	0.0
4-Nitrophenol	0.158	0.144	0.050	9.0	0.0

All other compounds must meet a minimum RRF of 0.010.

SV-261

7C

SEMIVOLATILE CONTINUING CALIBRATION CHECK

Lab Name: ACCREDITED ANALYTICAL RESO Contract: _____

Lab Code: _____ Case No.: _____ SAS No.: _____ SDG No.: _____

Instrument ID: HP5971AF Calibration Date: 8/9/2006 Time: 14:46

Lab File ID: F5962.D Init. Calib. Date(s): 8/9/2006 8/9/2006

Init. Calib. Times: 10:38 13:39

COMPOUND	RRF	RRF50	MIN RRF	% D	MAX % D
Dibenzofuran	1.645	1.705		-3.6	
2,6-Dinitrotoluene	0.410	0.423		-3.1	
2,4-Dinitrotoluene	0.516	0.530		-2.8	
Diethylphthalate	1.211	1.343		-10.9	
4-Chlorophenyl-phenylether	0.523	0.603		-15.4	
Fluorene	1.173	1.255		-7.0	
4-Nitroaniline	0.410	0.497		-21.1	
4,6-Dinitro-2-methylphenol	0.178	0.205		-15.0	
Carbazole	1.133	1.093		3.5	
n-Nitrosodiphenylamine	0.686	0.764		-11.3	
1,2-Diphenylhydrazine	1.387	1.536		-10.7	
Azobenzene	1.387	1.536		-10.7	
4-Bromophenyl-phenylether	0.242	0.254		-5.1	
Hexachlorobenzene	0.298	0.306		-2.6	
Pentachlorophenol	0.145	0.147		-1.4	
Phenanthrene	1.213	1.238		-2.1	
Anthracene	1.210	1.215		-0.4	
Di-n-butylphthalate	1.809	1.844		-2.0	
Fluoranthene	1.196	1.244		-4.0	
Benzidine	0.793	0.705		11.1	
Pyrene	1.438	1.438		0.0	
Butylbenzylphthalate	0.801	0.846		-5.7	
3,3'-Dichlorobenzidine	0.524	0.545		-4.0	
Benzo[a]anthracene	1.291	1.308		-1.3	
bis(2-Ethylhexyl)phthalate	1.049	1.112		-6.0	
Chrysene	1.159	1.180		-1.8	
Di-n-octylphthalate	2.173	2.303		-6.0	
Benzo[b]fluoranthene	1.506	1.515		-0.6	
Benzo[k]fluoranthene	1.235	1.268		-2.7	
Benzo[a]pyrene	1.282	1.276		0.5	
Indeno[1,2,3-cd]pyrene	1.432	1.475		-3.0	
Dibenz[a,h]anthracene	1.263	1.345		-6.4	
Benzo[g,h,i]perylene	1.185	1.168		1.4	
2-Fluorophenol	1.557	1.512		2.8	
Phenol-d5	2.204	2.286		-3.7	
Nitrobenzene-d5	0.487	0.497		-2.0	
2-Fluorobiphenyl	1.204	1.290		-7.2	
2,4,6-Tribromophenol	0.197	0.206		-4.2	
Terphenyl-d14	0.957	1.009		-5.4	

(1) Cannot be separated from Diphenylamine

All other compounds must meet a minimum RRF of 0.010.

SV-262

7B

SEMIVOLATILE CONTINUING CALIBRATION CHECK

Lab Name: ACCREDITED ANALYTICAL RESO Contract: _____

Lab Code: _____ Case No.: _____ SAS No.: _____ SDG No.: _____

Instrument ID: HP5971AF Calibration Date: 8/10/2006 Time: 9:42

Lab File ID: F5973.D Init. Calib. Date(s): 8/9/2006 8/9/2006

Init. Calib. Times: 10:38 13:39

COMPOUND	RRF	RRF50	MIN RRF	% D	MAX % D
Pyridine	1.373	1.471		-7.1	
N-Nitrosodimethylamine	1.254	1.304		-4.0	
Aniline	2.940	2.994		-1.9	
Phenol	2.335	2.509		-7.5	
bis(2-Chloroethyl)ether	2.205	2.254		-2.2	
2-Chlorophenol	1.467	1.580		-7.7	
1,3-Dichlorobenzene	1.496	1.566		-4.6	
1,4-Dichlorobenzene	1.507	1.598		-6.1	
Benzyl alcohol	1.587	1.540		3.0	
1,2-Dichlorobenzene	1.465	1.499		-2.4	
2-Methylphenol	1.214	1.631		-34.3	
bis(2-chloroisopropyl)ether	3.573	3.674		-2.8	
3&4-Methylphenol	1.773	1.754		1.0	
N-Nitroso-di-n-propylamine	1.510	1.498	0.050	0.8	0.0
Hexachloroethane	0.728	0.740		-1.6	
Nitrobenzene	0.504	0.515		-2.4	
Isophorone	1.076	1.078		-0.2	
2-Nitrophenol	0.254	0.259		-2.2	
2,4-Dimethylphenol	0.398	0.413		-3.6	
Benzoic Acid	0.116	0.124		-6.8	
bis(2-Chloroethoxy)methane	0.658	0.681		-3.6	
2,4-Dichlorophenol	0.309	0.318		-3.0	
1,2,4-Trichlorobenzene	0.307	0.322		-4.9	
Naphthalene	1.033	1.105		-7.0	
4-Chloroaniline	0.500	0.504		-0.8	
Hexachlorobutadiene	0.143	0.152		-6.0	
4-Chloro-3-methylphenol	0.358	0.372		-3.9	
2-Methylnaphthalene	0.630	0.645		-2.4	
Hexachlorocyclopentadiene	0.208	0.140	0.050	32.8	0.0
2,4,6-Trichlorophenol	0.411	0.433		-5.4	
2,4,5-Trichlorophenol	0.390	0.430		-10.3	
2-Chloronaphthalene	1.233	1.320		-7.0	
2-Nitroaniline	0.606	0.618		-1.9	
Dimethylphthalate	1.371	1.422		-3.7	
Acenaphthylene	1.861	2.012		-8.1	
3-Nitroaniline	0.466	0.459		1.6	
Acenaphthene	1.100	1.167		-6.1	
2,4-Dinitrophenol	0.187	0.128	0.050	31.6	0.0
4-Nitrophenol	0.158	0.135	0.050	14.7	0.0

All other compounds must meet a minimum RRF of 0.010.

SV-263

7C

SEMIVOLATILE CONTINUING CALIBRATION CHECK

Lab Name: ACCREDITED ANALYTICAL RESO Contract: _____

Lab Code: _____ Case No.: _____ SAS No.: _____ SDG No.: _____

Instrument ID: HP5971AF Calibration Date: 8/10/2006 Time: 9:42

Lab File ID: F5973.D Init. Calib. Date(s): 8/9/2006 8/9/2006

Init. Calib. Times: 10:38 13:39

COMPOUND	RRF	RRF50	MIN RRF	% D	MAX % D
Dibenzofuran	1.645	1.719		-4.5	
2,6-Dinitrotoluene	0.410	0.421		-2.7	
2,4-Dinitrotoluene	0.516	0.528		-2.3	
Diethylphthalate	1.211	1.402		-15.7	
4-Chlorophenyl-phenylether	0.523	0.617		-17.9	
Fluorene	1.173	1.300		-10.8	
4-Nitroaniline	0.410	0.478		-16.5	
4,6-Dinitro-2-methylphenol	0.178	0.194		-9.1	
Carbazole	1.133	1.056		6.8	
n-Nitrosodiphenylamine	0.686	0.817		-19.0	
1,2-Diphenylhydrazine	1.387	1.673		-20.6	
Azobenzene	1.387	1.673		-20.6	
4-Bromophenyl-phenylether	0.242	0.257		-6.1	
Hexachlorobenzene	0.298	0.323		-8.3	
Pentachlorophenol	0.145	0.132		9.0	
Phenanthrene	1.213	1.254		-3.4	
Anthracene	1.210	1.212		-0.2	
Di-n-butylphthalate	1.809	1.784		1.4	
Fluoranthene	1.196	1.134		5.2	
Benzidine	0.793	0.635		19.9	
Pyrene	1.438	1.355		5.7	
Butylbenzylphthalate	0.801	0.813		-1.5	
3,3'-Dichlorobenzidine	0.524	0.516		1.5	
Benzo[a]anthracene	1.291	1.252		3.0	
bis(2-Ethylhexyl)phthalate	1.049	1.128		-7.5	
Chrysene	1.159	1.183		-2.1	
Di-n-octylphthalate	2.173	2.348		-8.1	
Benzo[b]fluoranthene	1.506	1.506		0.0	
Benzo[k]fluoranthene	1.235	1.229		0.4	
Benzo[a]pyrene	1.282	1.300		-1.3	
Indeno[1,2,3-cd]pyrene	1.432	1.543		-7.7	
Dibenz[a,h]anthracene	1.263	1.419		-12.3	
Benzo[g,h,i]perylene	1.185	1.200		-1.2	
2-Fluorophenol	1.557	1.532		1.6	
Phenol-d5	2.204	2.285		-3.7	
Nitrobenzene-d5	0.487	0.499		-2.4	
2-Fluorobiphenyl	1.204	1.330		-10.5	
2,4,6-Tribromophenol	0.197	0.198		-0.5	
Terphenyl-d14	0.957	0.849		11.3	

(1) Cannot be separated from Diphenylamine

All other compounds must meet a minimum RRF of 0.010.

SV-264

7B

SEMIVOLATILE CONTINUING CALIBRATION CHECK

Lab Name: ACCREDITED ANALYTICAL RESO Contract:

Lab Code: Case No.: SAS No.: SDG No.:

Instrument ID: HP5971AE Calibration Date: 8/10/06 Time: 13:06

Lab File ID: E2496.D Init. Calib. Date(s): 7/20/06 7/20/06

Init. Calib. Times: 15:03 18:25

COMPOUND	RRF	RRF50	MIN RRF	% D	MAX % D
Pyridine	1.036	1.173		-13.2	
N-Nitrosodimethylamine	0.944	1.033		-9.4	
Aniline	2.718	2.958		-8.8	
Phenol	2.081	2.413	0.001	-15.9	20.0
bis(2-Chloroethyl)ether	1.673	1.960		-17.2	
2-Chlorophenol	1.529	1.645		-7.6	
1,3-Dichlorobenzene	1.529	1.566		-2.4	
1,4-Dichlorobenzene	1.536	1.590		-3.5	
Benzyl alcohol	1.538	1.721		-12.0	
1,2-Dichlorobenzene	1.421	1.487		-4.6	
2-Methylphenol	1.416	1.662		-17.4	
bis(2-chloroisopropyl)ether	2.266	3.075		-35.7	
3&4-Methylphenol	1.508	1.830		-21.4	
N-Nitroso-di-n-propylamine	1.343	1.584	0.050	-18.0	0.0
Hexachloroethane	0.665	0.724		-8.8	
Nitrobenzene	0.433	0.462		-6.5	
Isophorone	0.894	0.985		-10.1	
2-Nitrophenol	0.227	0.227		-0.1	
2,4-Dimethylphenol	0.405	0.413		-2.0	
Benzoic Acid	0.205	0.096		53.2	
bis(2-Chloroethoxy)methane	0.507	0.549		-8.3	
2,4-Dichlorophenol	0.291	0.278		4.3	
1,2,4-Trichlorobenzene	0.280	0.267		4.6	
Naphthalene	0.990	1.007		-1.7	
4-Chloroaniline	0.479	0.513		-7.2	
Hexachlorobutadiene	0.143	0.131		8.5	
4-Chloro-3-methylphenol	0.382	0.411		-7.6	
2-Methylnaphthalene	0.665	0.689		-3.5	
Hexachlorocyclopentadiene	0.276	0.199	0.050	28.0	0.0
2,4,6-Trichlorophenol	0.363	0.349		3.9	
2,4,5-Trichlorophenol	0.390	0.383		1.8	
2-Chloronaphthalene	1.126	1.156		-2.6	
2-Nitroaniline	0.499	0.560		-12.2	
Dimethylphthalate	1.352	1.413		-4.5	
Acenaphthylene	1.876	1.903		-1.4	
3-Nitroaniline	0.406	0.446		-9.9	
Acenaphthene	1.134	1.166		-2.9	
2,4-Dinitrophenol	0.192	0.187	0.050	2.8	0.0

All other compounds must meet a minimum RRF of 0.010.

SV-065

7C

SEMIVOLATILE CONTINUING CALIBRATION CHECK

Lab Name: ACCREDITED ANALYTICAL RESO Contract: _____

Lab Code: _____ Case No.: _____ SAS No.: _____ SDG No.: _____

Instrument ID: HP5971AE Calibration Date: 8/10/06 Time: 13:06

Lab File ID: E2496.D Init. Calib. Date(s): 7/20/06 7/20/06

Init. Calib. Times: 15:03 18:25

COMPOUND	RRF	RRF50	MIN RRF	% D	MAX % D
4-Nitrophenol	0.223	0.221	0.050	0.9	0.0
Dibenzofuran	1.586	1.636		-3.2	
2,6-Dinitrotoluene	0.386	0.403		-4.3	
2,4-Dinitrotoluene	0.519	0.543		-4.5	
Diethylphthalate	1.446	1.572		-8.7	
4-Chlorophenyl-phenylether	0.542	0.531		1.9	
Fluorene	1.244	1.278		-2.8	
4-Nitroaniline	0.457	0.502		-9.9	
4,6-Dinitro-2-methylphenol	0.168	0.173		-2.8	
Carbazole	1.115	1.163		-4.3	
n-Nitrosodiphenylamine	0.684	0.704		-2.9	
1,2-Diphenylhydrazine	1.135	1.305		-14.9	
Azobenzene	1.135	1.305		-14.9	
4-Bromophenyl-phenylether	0.198	0.188		5.2	
Hexachlorobenzene	0.220	0.208		5.4	
Pentachlorophenol	0.150	0.127		15.0	
Phenanthrene	1.186	1.204		-1.6	
Anthracene	1.164	1.216		-4.4	
Di-n-butylphthalate	1.725	1.884		-9.2	
Fluoranthene	1.201	1.211		-0.8	
Benzidine	1.129	1.025		9.3	
Pyrene	1.641	1.643		-0.1	
Butylbenzylphthalate	1.058	1.131		-6.9	
3,3'-Dichlorobenzidine	0.457	0.453		0.9	
Benzo[a]anthracene	1.469	1.432		2.5	
bis(2-Ethylhexyl)phthalate	1.335	1.421		-6.4	
Chrysene	1.289	1.242		3.6	
Di-n-octylphthalate	2.622	3.042		-16.0	
Benzo[b]fluoranthene	1.400	1.560		-11.4	
Benzo[k]fluoranthene	1.314	1.225		6.8	
Benzo[a]pyrene	1.274	1.290		-1.3	
Indeno[1,2,3-cd]pyrene	1.325	1.293		2.4	
Dibenz[a,h]anthracene	1.129	1.124		0.4	
Benzo[g,h,i]perylene	1.074	1.046		2.7	
2-Fluorophenol	1.452	1.492		-2.7	
Phenol-d5	1.935	2.142		-10.7	
Nitrobenzene-d5	0.449	0.460		-2.5	
2-Fluorobiphenyl	1.226	1.206		1.6	
2,4,6-Tribromophenol	0.154	0.139		9.6	

(1) Cannot be separated from Diphenylamine

All other compounds must meet a minimum RRF of 0.010.

SV-266

7C

SEMIVOLATILE CONTINUING CALIBRATION CHECK

Lab Name: ACCREDITED ANALYTICAL RESO Contract:

Lab Code: Case No.: SAS No.: SDG No.:

Instrument ID: HP5971AE Calibration Date: 8/10/06 Time: 13:06

Lab File ID: E2496.D Init. Calib. Date(s): 7/20/06 7/20/06

Init. Calib. Times: 15:03 18:25

COMPOUND	RRF	RRF50	MIN RRF	% D	MAX % D
Terphenyl-d14	1.039	0.959		7.8	

(1) Cannot be separated from Diphenylamine

All other compounds must meet a minimum RRF of 0.010.

SV-267

Quantitation Report

Data File : E:\F\DATA\AUG06\F0804\F5922.D
Acq On : 4 Aug 2006 9:35
Sample : SSTD050
Misc :
MS Integration Params: rteint.p
Quant Time: Aug 4 10:11 2006

Vial: 25
Operator: JOSE
Inst : HP5971AF
Multiplr: 1.00

Quant Results File: SVF80725.RES

Method : E:\F\METHODS\SVF80725.M (RTE Integrator)
Title : SEMI-VOA 8270 CALIBRATION HP5971AF
Last Update : Tue Aug 08 13:01:22 2006
Response via : Initial Calibration



F5922.D SVF80725.M Mon Aug 14 13:56:36 2006

SV-268

Quantitation Report (QT Reviewed)

Data File : E:\F\DATA\AUG06\F0804\F5922.D
Acq On : 4 Aug 2006 9:35
Sample : SSTD050
Misc :
MS Integration Params: rteint.p
Quant Time: Aug 4 10:11 2006

Vial: 25
Operator: JOSE
Inst : HP5971AF
Multiplr: 1.00
Quant Results File: SVF80725.RES

Quant Method : E:\F\METHODS\SVF80725.M (RTE Integrator)
Title : SEMI-VOA 8270 CALIBRATION HP5971AF
Last Update : Thu Aug 03 21:25:13 2006
Response via : Initial Calibration
DataAcq Meth : SVF80725

Internal Standards	R.T.	QIon	Response	Conc	Units	Dev(Min)
1) 1,4-Dichlorobenzene-d4	10.04	152	441284	40.00	ul/l	0.02
19) Naphthalene-d8	13.25	136	1762515	40.00	ul/l	0.00
34) Acenaphthene-d10	17.78	164	900401	40.00	ul/l	0.00
55) Phenanthrene-d10	21.53	188	1294087	40.00	ul/l	0.00
68) Chrysene-d12	28.35	240	1071258	40.00	ul/l	0.00
77) Perylene-d12	31.75	264	995141	40.00	ul/l	-0.01

System Monitoring Compounds						
4) 2-Fluorophenol	7.12	112	937754	53.59	ul/l	0.02
Spiked Amount 200.000	Range 21 - 100		Recovery = 26.80%			
6) Phenol-d5	9.57	99	1352593	56.41	ul/l	0.00
Spiked Amount 200.000	Range 10 - 94		Recovery = 28.20%			
20) Nitrobenzene-d5	11.56	82	1238740	52.70	ul/l	0.00
Spiked Amount 100.000	Range 35 - 114		Recovery = 52.70%			
38) 2-Fluorobiphenyl	16.11	172	1639376	55.39	ul/l	0.00
Spiked Amount 100.000	Range 43 - 116		Recovery = 55.39%			
54) 2,4,6-Tribromophenol	19.85	330	249124	55.35	ul/l	0.00
Spiked Amount 200.000	Range 10 - 123		Recovery = 27.68%			
71) Terphenyl-d14	25.69	244	1467587	58.69	ul/l	0.00
Spiked Amount 100.000	Range 33 - 141		Recovery = 58.69%			

Target Compounds						Qvalue
2) Pyridine	3.66	79	860686m	51.25	ul/l	
3) N-Nitrosodimethylamine	3.75	74	764387	52.10	ul/l	97
5) Aniline	9.40	93	1886322	55.16	ul/l	98
7) Phenol	9.60	94	1528651	55.58	ul/l	97
8) bis(2-Chloroethyl)ether	9.60	93	1288070	55.60	ul/l	98
9) 2-Chlorophenol	9.66	128	988851	56.01	ul/l	93
10) 1,3-Dichlorobenzene	9.93	146	898361	54.08	ul/l	99
11) 1,4-Dichlorobenzene	10.08	146	918756	54.59	ul/l	99
12) Benzyl alcohol	10.60	79	981725	53.90	ul/l	99
13) 1,2-Dichlorobenzene	10.53	146	894540	55.85	ul/l	99
14) 2-Methylphenol	10.99	108	1015925	57.79	ul/l	99
15) bis(2-chloroisopropyl)ethe	10.92	45	2324916	52.07	ul/l	98
16) 3&4-Methylphenol	11.39	108	1100126	59.64	ul/l	95
17) N-Nitroso-di-n-propylamine	11.33	70	941305	55.84	ul/l	99
18) Hexachloroethane	11.26	117	444789	54.79	ul/l	99
21) Nitrobenzene	11.61	77	1246557	51.86	ul/l	100
22) Isophorone	12.24	82	2739709	56.81	ul/l	99
23) 2-Nitrophenol	12.40	139	621458	55.19	ul/l	97
24) 2,4-Dimethylphenol	12.67	107	1015120	56.25	ul/l	99
25) Benzoic Acid	13.28	122	289192	37.55	ul/l #	83
26) bis(2-Chloroethoxy)methane	12.85	93	1646165	57.32	ul/l	100
27) 2,4-Dichlorophenol	13.05	162	756085	56.71	ul/l	100
28) 1,2,4-Trichlorobenzene	13.17	180	759009	54.91	ul/l	100
29) Naphthalene	13.32	128	2577704	55.94	ul/l	99
30) 4-Chloroaniline	13.60	127	1263257	57.38	ul/l	100
31) Hexachlorobutadiene	13.79	225	357992	54.09	ul/l	99
32) 4-Chloro-3-methylphenol	14.95	107	939208	57.68	ul/l	97
33) 2-Methylnaphthalene	15.07	142	1582396	58.23	ul/l	98

(#) = qualifier out of range (m) = manual integration

SV-969

Quantitation Report (QT Reviewed)

Data File : E:\F\DATA\AUG06\F0804\F5922.D
Acq On : 4 Aug 2006 9:35
Sample : SSTD050
Misc :
MS Integration Params: rteint.p
Quant Time: Aug 4 10:11 2006

Vial: 25
Operator: JOSE
Inst : HP5971AF
Multiplr: 1.00

Quant Results File: SVF80725.RES

Quant Method : E:\F\METHODS\SVF80725.M (RTE Integrator)
Title : SEMI-VOA 8270 CALIBRATION HP5971AF
Last Update : Thu Aug 03 21:25:13 2006
Response via : Initial Calibration
DataAcq Meth : SVF80725

Compound	R.T.	QIon	Response	Conc Unit	Qvalue
35) Hexachlorocyclopentadiene	15.64	237	267841	52.66 ul/l	99
36) 2,4,6-Trichlorophenol	15.94	196	515002	52.58 ul/l	98
37) 2,4,5-Trichlorophenol	16.05	196	549518	53.64 ul/l	98
39) 2-Chloronaphthalene	16.31	162	1568355	56.08 ul/l	99
40) 2-Nitroaniline	16.78	65	773043	58.48 ul/l	100
41) Dimethylphthalate	17.38	163	1630435	52.16 ul/l	99
42) Acenaphthylene	17.38	152	2194063	52.60 ul/l	100
43) 3-Nitroaniline	17.89	138	560345	55.98 ul/l	99
44) Acenaphthene	17.88	153	1360053	54.75 ul/l	99
45) 2,4-Dinitrophenol	18.14	184	252205	49.22 ul/l	90
46) 4-Nitrophenol	18.47	109	193115	52.49 ul/l	94
47) Dibenzofuran	18.28	168	2066951	55.23 ul/l	100
48) 2,6-Dinitrotoluene	17.53	165	508461	56.45 ul/l	100
49) 2,4-Dinitrotoluene	18.54	165	638948	57.04 ul/l	83
50) Diethylphthalate	19.16	149	1555460	58.60 ul/l	99
51) 4-Chlorophenyl-phenylether	19.20	204	731688	63.52 ul/l	98
52) Fluorene	19.16	166	1457167	55.40 ul/l	100
53) 4-Nitroaniline	19.53	138	586052	68.86 ul/l	99
56) 4,6-Dinitro-2-methylphenol	19.59	198	371308	54.57 ul/l	100
57) Carbazole	22.20	167	1874355	52.31 ul/l	100
58) n-Nitrosodiphenylamine	19.59	169	1311297	55.35 ul/l	99
59) 1,2-Diphenylhydrazine	19.61	77	2637084	55.77 ul/l	73
60) Azobenzene	19.61	77	2637084	55.77 ul/l	73
61) 4-Bromophenyl-phenylether	20.43	248	448355	51.97 ul/l	98
62) Hexachlorobenzene	20.77	284	542349	51.03 ul/l	96
63) Pentachlorophenol	21.29	266	307403	51.04 ul/l	99
64) Phenanthrene	21.60	178	2186998	53.63 ul/l	100
65) Anthracene	21.71	178	2149952	54.92 ul/l	100
66) Di-n-butylphthalate	23.27	149	3142395	55.88 ul/l	100
67) Fluoranthene	24.64	202	2092441	53.48 ul/l	98
69) Benzidine	25.08	184	1301437	55.61 ul/l	100
70) Pyrene	25.22	202	2150962	56.28 ul/l	99
72) Butylbenzylphthalate	27.06	149	1293498	55.01 ul/l	97
73) 3,3'-Dichlorobenzidine	28.34	252	699104	47.52 ul/l	99
74) Benzo[a]anthracene	28.29	228	1912117	52.64 ul/l	99
75) bis(2-Ethylhexyl)phthalate	28.55	149	1656687	54.73 ul/l	100
76) Chrysene	28.43	228	1782432	53.38 ul/l	99
78) Di-n-octylphthalate	30.02	149	2977287	56.53 ul/l	99
79) Benzo[b]fluoranthene	30.94	252	2178302m	58.63 ul/l	
80) Benzo[k]fluoranthene	30.98	252	1487216m	48.78 ul/l	
81) Benzo[a]pyrene	31.63	252	1657869	52.66 ul/l	99
82) Indeno[1,2,3-cd]pyrene	33.96	276	1803468	52.02 ul/l	94
83) Dibenz[a,h]anthracene	33.96	278	1612827	53.55 ul/l	100
84) Benzo[g,h,i]perylene	34.50	276	1473349	50.76 ul/l	98

SV-2OC

(#) = qualifier out of range (m) = manual integration

Quantitation Report

Data File : D:\E\DATA\AUG06\E0804\E2429.D Vial: 25
Acq On : 4 Aug 2006 2:02 pm Operator:
Sample : SSTD050 Inst : GC/MS Ins
Misc : Multiplr: 1.00
MS Integration Params: rteint.p
Quant Time: Aug 4 14:39 2006 Quant Results File: SVE80720.RES

Method : D:\E\METHODS\SVE80720.M (RTE Integrator)
Title : SEMI-VOA 8270 CALIBRATION HP5971BE
Last Update : Wed Aug 09 14:27:39 2006
Response via : Initial Calibration

TIC: E2429.D

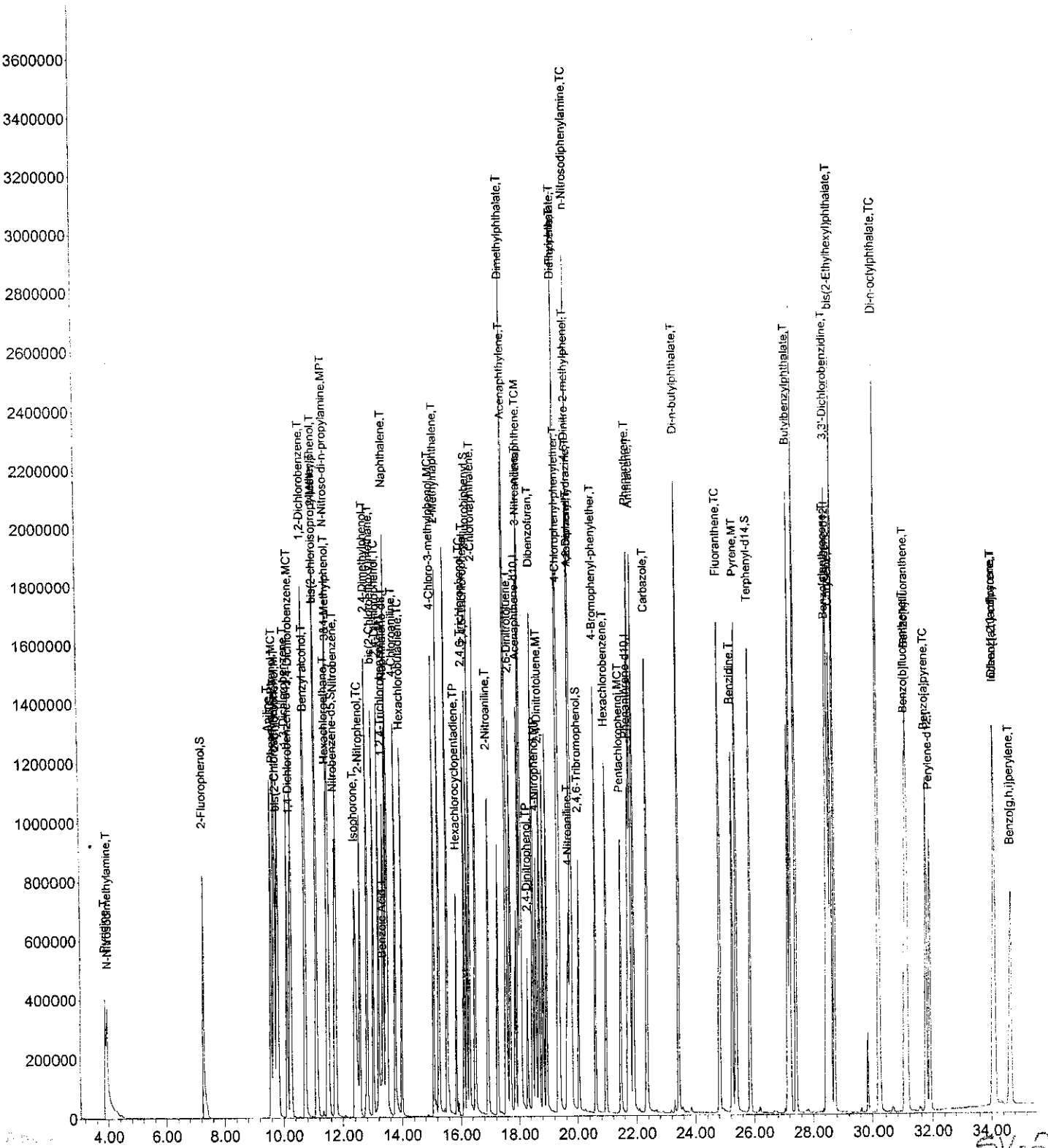

SV-271

Quantitation Report (QT Reviewed)

Data File : D:\E\DATA\AUG06\E0804\E2429.D Vial: 25
Acq On : 4 Aug 2006 2:02 pm Operator:
Sample : SSTD050 Inst : GC/MS Ins
Misc : Multiplr: 1.00
MS Integration Params: rteint.p
Quant Time: Aug 4 14:39 2006 Quant Results File: SVE80720.RES

Quant Method : D:\E\METHODS\SVE80720.M (RTE Integrator)
Title : SEMI-VOA 8270 CALIBRATION HP5971BE
Last Update : Thu Aug 03 11:51:01 2006
Response via : Initial Calibration
DataAcq Meth : SVE80720

Internal Standards	R.T.	QIon	Response	Conc Units	Dev(Min)
1) 1,4-Dichlorobenzene-d4	10.23	152	332684	40.00 ul/l	-0.18
19) Naphthalene-d8	13.46	136	1524944	40.00 ul/l	-0.17
34) Acenaphthene-d10	17.99	164	858662	40.00 ul/l	-0.18
55) Phenanthrene-d10	21.74	188	1348753	40.00 ul/l	-0.18
68) Chrysene-d12	28.55	240	1044001	40.00 ul/l	-0.18
77) Perylene-d12	31.93	264	909330	40.00 ul/l	-0.19

System Monitoring Compounds					
4) 2-Fluorophenol	7.27	112	677224	56.07 ul/l	-0.18
Spiked Amount 200.000	Range 21 - 100		Recovery = 28.04%		
6) Phenol-d5	9.69	99	928420	57.70 ul/l	-0.16
Spiked Amount 200.000	Range 10 - 94		Recovery = 28.85%		
20) Nitrobenzene-d5	11.74	82	941335	55.03 ul/l	-0.16
Spiked Amount 100.000	Range 35 - 114		Recovery = 55.03%		
38) 2-Fluorobiphenyl	16.32	172	1371258	52.10 ul/l	-0.16
Spiked Amount 100.000	Range 43 - 116		Recovery = 52.10%		
54) 2,4,6-Tribromophenol	20.05	330	180031	54.40 ul/l	-0.18
Spiked Amount 200.000	Range 10 - 123		Recovery = 27.20%		
71) Terphenyl-d14	25.88	244	1373327	50.64 ul/l	-0.18
Spiked Amount 100.000	Range 33 - 141		Recovery = 50.64%		

Target Compounds					Qvalue
2) Pyridine	3.89	79	458576	53.20 ul/l #	58
3) N-Nitrosodimethylamine	3.98	74	465879	59.34 ul/l #	61
5) Aniline	9.58	93	1317518	58.28 ul/l	84
7) Phenol	9.73	94	1027881	59.40 ul/l	78
8) bis(2-Chloroethyl)ether	9.78	93	831482	59.76 ul/l #	75
9) 2-Chlorophenol	9.82	128	728611	57.30 ul/l #	79
10) 1,3-Dichlorobenzene	10.13	146	688075	54.11 ul/l	98
11) 1,4-Dichlorobenzene	10.28	146	682869	53.47 ul/l	98
12) Benzyl alcohol	10.76	79	733408	57.35 ul/l #	78
13) 1,2-Dichlorobenzene	10.73	146	636628	53.88 ul/l	99
14) 2-Methylphenol	11.13	108	677067	57.48 ul/l	98
15) bis(2-chloroisopropyl)ethe	11.11	45	1154530	61.27 ul/l	64
16) 3&4-Methylphenol	11.54	108	733760	58.51 ul/l	98
17) N-Nitroso-di-n-propylamine	11.52	70	628991	56.32 ul/l	75
18) Hexachloroethane	11.46	117	315758	57.09 ul/l	93
21) Nitrobenzene	11.79	77	912378	55.21 ul/l	81
22) Isophorone	12.41	82	1997818	58.59 ul/l	90
23) 2-Nitrophenol	12.59	139	470194	54.36 ul/l #	69
24) 2,4-Dimethylphenol	12.84	107	853999	55.29 ul/l	89
25) Benzoic Acid	13.34	122	194072	24.80 ul/l	90
26) bis(2-Chloroethoxy)methane	13.04	93	1080426	55.91 ul/l	97
27) 2,4-Dichlorophenol	13.22	162	579879	52.29 ul/l	94
28) 1,2,4-Trichlorobenzene	13.37	180	559149	52.40 ul/l	98
29) Naphthalene	13.51	128	2015805	53.39 ul/l	100
30) 4-Chloroaniline	13.79	127	1017201	55.74 ul/l	98
31) Hexachlorobutadiene	14.00	225	283616	52.18 ul/l	99
32) 4-Chloro-3-methylphenol	15.09	107	810747	55.70 ul/l	83
33) 2-Methylnaphthalene	15.27	142	1340351	52.84 ul/l	98
35) Hexachlorocyclopentadiene	15.86	237	226088	38.10 ul/l	99

(#) = qualifier out of range (m) = manual integration

SV-272

Quantitation Report (QT Reviewed)

Data File : D:\E\DATA\AUG06\E0804\E2429.D Vial: 25
Acq On : 4 Aug 2006 2:02 pm Operator:
Sample : SSTD050 Inst : GC/MS Ins
Misc : Multiplr: 1.00
MS Integration Params: rteint.p
Quant Time: Aug 4 14:39 2006 Quant Results File: SVE80720.RES

Quant Method : D:\E\METHODS\SVE80720.M (RTE Integrator)
Title : SEMI-VOA 8270 CALIBRATION HP5971BE
Last Update : Thu Aug 03 11:51:01 2006
Response via : Initial Calibration
DataAcq Meth : SVE80720

	Compound	R.T.	QIon	Response	Conc Unit		Qvalue
36)	2,4,6-Trichlorophenol	16.13	196	406249	52.14 ul/l		100
37)	2,4,5-Trichlorophenol	16.22	196	437266	52.29 ul/l		98
39)	2-Chloronaphthalene	16.52	162	1286743	53.22 ul/l		94
40)	2-Nitroaniline	16.96	65	617291	57.57 ul/l	#	64
41)	Dimethylphthalate	17.57	163	1531822	52.78 ul/l		100
42)	Acenaphthylene	17.59	152	1996250	49.56 ul/l		99
43)	3-Nitroaniline	18.06	138	485591	55.74 ul/l	#	77
44)	Acenaphthene	18.09	153	1294822	53.20 ul/l		98
45)	2,4-Dinitrophenol	18.29	184	175833	42.68 ul/l		75
46)	4-Nitrophenol	18.59	109	257892	53.98 ul/l	#	71
47)	Dibenzofuran	18.49	168	1845410	54.20 ul/l		99
48)	2,6-Dinitrotoluene	17.71	165	457436	55.15 ul/l		84
49)	2,4-Dinitrotoluene	18.71	165	625771	56.13 ul/l		76
50)	Diethylphthalate	19.36	149	1683021	54.22 ul/l		99
51)	4-Chlorophenyl-phenylether	19.40	204	622196	53.51 ul/l		88
52)	Fluorene	19.37	166	1403228	52.56 ul/l		99
53)	4-Nitroaniline	19.71	138	575073	58.68 ul/l		76
56)	4,6-Dinitro-2-methylphenol	19.77	198	282295	49.70 ul/l		100
57)	Carbazole	22.38	167	1975864	52.54 ul/l		94
58)	n-Nitrosodiphenylamine	19.79	169	1203351	52.17 ul/l		98
59)	1,2-Diphenylhydrazine	19.81	77	2130036	55.63 ul/l	#	49
60)	Azobenzene	19.81	77	2130036	55.63 ul/l	#	49
61)	4-Bromophenyl-phenylether	20.63	248	353860	52.98 ul/l		95
62)	Hexachlorobenzene	20.98	284	391944	52.75 ul/l		92
63)	Pentachlorophenol	21.48	266	247495	48.97 ul/l		99
64)	Phenanthrene	21.81	178	2132318	53.33 ul/l		99
65)	Anthracene	21.92	178	2121037	54.04 ul/l		99
66)	Di-n-butylphthalate	23.46	149	3195401	54.94 ul/l		98
67)	Fluoranthene	24.85	202	2184528	53.94 ul/l		97
69)	Benzidine	25.27	184	1371993	46.55 ul/l		100
70)	Pyrene	25.42	202	2208650	51.55 ul/l		96
72)	Butylbenzylphthalate	27.25	149	1478209	53.53 ul/l		85
73)	3,3'-Dichlorobenzidine	28.54	252	654459	54.83 ul/l		96
74)	Benzo[a]anthracene	28.49	228	1978825	51.63 ul/l		100
75)	bis(2-Ethylhexyl)phthalate	28.74	149	1800718	51.66 ul/l		97
76)	Chrysene	28.63	228	1723471	51.25 ul/l		99
78)	Di-n-octylphthalate	30.22	149	3517246	59.00 ul/l		99
79)	Benzo[b]fluoranthene	31.12	252	1714020m	53.85 ul/l		
80)	Benzo[k]fluoranthene	31.17	252	1710974m	57.30 ul/l		
81)	Benzo[a]pyrene	31.81	252	1527557	52.76 ul/l		91
82)	Indeno[1,2,3-cd]pyrene	34.15	276	1456092	48.34 ul/l	#	58
83)	Dibenz[a,h]anthracene	34.14	278	1263131	49.23 ul/l		81
84)	Benzo[g,h,i]perylene	34.68	276	1147027	46.96 ul/l	#	79

(#) = qualifier out of range (m) = manual integration

Quantitation Report

Data File : D:\E\DATA\AUG06\E0807\E2455.D
Acq On : 7 Aug 2006 4:28 pm
Sample : SSTD050
Misc :
MS Integration Params: rteint.p
Quant Time: Aug 7 17:24 2006

Vial: 25
Operator:
Inst : GC/MS Ins
Multiplr: 1.00
Quant Results File: SVE80720.RES

Method : D:\E\METHODS\SVE80720.M (RTE Integrator)
Title : SEMI-VOA 8270 CALIBRATION HP5971BE
Last Update : Wed Aug 09 14:27:39 2006
Response via : Initial Calibration

TIC: E2455.D



SV-274

Quantitation Report (QT Reviewed)

Data File : D:\E\DATA\AUG06\E0807\E2455.D
Acq On : 7 Aug 2006 4:28 pm
Sample : SSTD050
Misc :
MS Integration Params: rteint.p
Quant Time: Aug 7 17:24 2006

Vial: 25
Operator:
Inst : GC/MS Ins
Multiplr: 1.00
Quant Results File: SVE80720.RES

Quant Method : D:\E\METHODS\SVE80720.M (RTE Integrator)
Title : SEMI-VOA 8270 CALIBRATION HP5971BE
Last Update : Fri Aug 04 14:38:36 2006
Response via : Initial Calibration
DataAcq Meth : SVE80720

Internal Standards	R.T.	QIon	Response	Conc Units	Dev(Min)
1) 1,4-Dichlorobenzene-d4	10.24	152	372150	40.00 ul/l	0.01
19) Naphthalene-d8	13.47	136	1710008	40.00 ul/l	0.01
34) Acenaphthene-d10	18.00	164	989123	40.00 ul/l	0.01
55) Phenanthrene-d10	21.75	188	1557182	40.00 ul/l	0.01
68) Chrysene-d12	28.57	240	1243737	40.00 ul/l	0.02
77) Perylene-d12	31.96	264	1163825	40.00 ul/l	0.02
System Monitoring Compounds					
4) 2-Fluorophenol	7.30	112	685110	50.70 ul/l	0.02
Spiked Amount 200.000	Range 21 - 100		Recovery = 25.35%		
6) Phenol-d5	9.71	99	946929	52.61 ul/l	0.02
Spiked Amount 200.000	Range 10 - 94		Recovery = 26.31%		
20) Nitrobenzene-d5	11.75	82	982805	51.24 ul/l	0.01
Spiked Amount 100.000	Range 35 - 114		Recovery = 51.24%		
38) 2-Fluorobiphenyl	16.32	172	1434769	47.33 ul/l	0.00
Spiked Amount 100.000	Range 43 - 116		Recovery = 47.33%		
54) 2,4,6-Tribromophenol	20.07	330	186161	48.83 ul/l	0.01
Spiked Amount 200.000	Range 10 - 123		Recovery = 24.41%		
71) Terphenyl-d14	25.89	244	1437038	44.48 ul/l	0.01
Spiked Amount 100.000	Range 33 - 141		Recovery = 44.48%		

Target Compounds					Qvalue
2) Pyridine	3.89	79	492656m	51.09 ul/l	
3) N-Nitrosodimethylamine	3.98	74	464374	52.88 ul/l #	59
5) Aniline	9.60	93	1329440	52.57 ul/l	84
7) Phenol	9.75	94	1029155	53.16 ul/l	75
8) bis(2-Chloroethyl)ether	9.79	93	867683	55.75 ul/l #	66
9) 2-Chlorophenol	9.84	128	745174	52.39 ul/l #	79
10) 1,3-Dichlorobenzene	10.14	146	712126	50.06 ul/l	98
11) 1,4-Dichlorobenzene	10.28	146	708386	49.58 ul/l	98
12) Benzyl alcohol	10.78	79	784913	54.87 ul/l #	78
13) 1,2-Dichlorobenzene	10.73	146	665333	50.34 ul/l	99
14) 2-Methylphenol	11.15	108	710545	53.93 ul/l	97
15) bis(2-chloroisopropyl)ethe	11.12	45	1248818	59.24 ul/l	64
16) 3&4-Methylphenol	11.56	108	769541	54.86 ul/l	98
17) N-Nitroso-di-n-propylamine	11.53	70	690379	55.26 ul/l	74
18) Hexachloroethane	11.48	117	331247	53.54 ul/l	91
21) Nitrobenzene	11.80	77	970171	52.35 ul/l	80
22) Isophorone	12.46	82	2147491	56.16 ul/l	89
23) 2-Nitrophenol	12.60	139	481449	49.63 ul/l #	67
24) 2,4-Dimethylphenol	12.85	107	888392	51.29 ul/l	87
25) Benzoic Acid	13.48	122	359700	40.99 ul/l #	25
26) bis(2-Chloroethoxy)methane	13.05	93	1141514	52.67 ul/l	98
27) 2,4-Dichlorophenol	13.24	162	594920	47.84 ul/l	94
28) 1,2,4-Trichlorobenzene	13.38	180	579563	48.44 ul/l	97
29) Naphthalene	13.52	128	2073629	48.98 ul/l	100
30) 4-Chloroaniline	13.80	127	1066010	52.09 ul/l	98
31) Hexachlorobutadiene	14.00	225	288825	47.39 ul/l	99
32) 4-Chloro-3-methylphenol	15.12	107	851319	52.16 ul/l	82
33) 2-Methylnaphthalene	15.28	142	1437230	50.53 ul/l	98
35) Hexachlorocyclopentadiene	15.86	237	239607	35.06 ul/l	99

(#) = qualifier out of range (m) = manual integration

Quantitation Report (QT Reviewed)

Data File : D:\E\DATA\AUG06\E0807\E2455.D Vial: 25
Acq On : 7 Aug 2006 4:28 pm Operator:
Sample : SSTD050 Inst : GC/MS Ins
Misc : Multiplr: 1.00
MS Integration Params: rteint.p
Quant Time: Aug 7 17:24 2006 Quant Results File: SVE80720.RES

Quant Method : D:\E\METHODS\SVE80720.M (RTE Integrator)
Title : SEMI-VOA 8270 CALIBRATION HP5971BE
Last Update : Fri Aug 04 14:38:36 2006
Response via : Initial Calibration
DataAcq Meth : SVE80720

	Compound	R.T.	QIon	Response	Conc Unit	Qvalue
36)	2,4,6-Trichlorophenol	16.14	196	422178	47.03 ul/l	99
37)	2,4,5-Trichlorophenol	16.24	196	463153	48.08 ul/l	97
39)	2-Chloronaphthalene	16.53	162	1351307	48.52 ul/l	94
40)	2-Nitroaniline	16.97	65	682891	55.29 ul/l #	63
41)	Dimethylphthalate	17.59	163	1615026	48.30 ul/l	100
42)	Acenaphthylene	17.60	152	2138182	46.08 ul/l	100
43)	3-Nitroaniline	18.09	138	498826	49.71 ul/l #	75
44)	Acenaphthene	18.10	153	1349944	48.15 ul/l	97
45)	2,4-Dinitrophenol	18.33	184	227469	47.93 ul/l #	72
46)	4-Nitrophenol	18.62	109	280668	51.00 ul/l #	67
47)	Dibenzofuran	18.50	168	1955796	49.86 ul/l	100
48)	2,6-Dinitrotoluene	17.73	165	491414	51.43 ul/l	82
49)	2,4-Dinitrotoluene	18.74	165	664659	51.75 ul/l	74
50)	Diethylphthalate	19.37	149	1797216	50.26 ul/l	98
51)	4-Chlorophenyl-phenylether	19.41	204	645779	48.21 ul/l	87
52)	Fluorene	19.38	166	1502176	48.84 ul/l	99
53)	4-Nitroaniline	19.73	138	626520	55.50 ul/l	75
56)	4,6-Dinitro-2-methylphenol	19.79	198	297520	45.37 ul/l	100
57)	Carbazole	22.41	167	2162480	49.81 ul/l	94
58)	n-Nitrosodiphenylamine	19.81	169	1269515	47.67 ul/l	98
59)	1,2-Diphenylhydrazine	19.83	77	2230500	50.46 ul/l #	46
60)	Azobenzene	19.83	77	2230500	50.46 ul/l #	46
61)	4-Bromophenyl-phenylether	20.64	248	363206	47.10 ul/l	94
62)	Hexachlorobenzene	21.00	284	412880	48.13 ul/l	92
63)	Pentachlorophenol	21.50	266	260082	44.57 ul/l	99
64)	Phenanthrene	21.82	178	2231110	48.34 ul/l	99
65)	Anthracene	21.94	178	2206956	48.70 ul/l	99
66)	Di-n-butylphthalate	23.47	149	3436187	51.18 ul/l	98
67)	Fluoranthene	24.86	202	2310015	49.41 ul/l	96
69)	Benzidine	25.29	184	1500510	42.73 ul/l	100
70)	Pyrene	25.43	202	2360026	46.24 ul/l	96
72)	Butylbenzylphthalate	27.26	149	1602382	48.71 ul/l	85
73)	3,3'-Dichlorobenzidine	28.55	252	708775	49.84 ul/l	96
74)	Benzo[a]anthracene	28.50	228	2145899	47.00 ul/l	99
75)	bis(2-Ethylhexyl)phthalate	28.76	149	2002995	48.24 ul/l	97
76)	Chrysene	28.65	228	1861895	46.47 ul/l	99
78)	Di-n-octylphthalate	30.22	149	3931676	51.53 ul/l	99
79)	Benzo[b]fluoranthene	31.14	252	2102258m	51.61 ul/l	
80)	Benzo[k]fluoranthene	31.19	252	1790799m	46.86 ul/l	
81)	Benzo[a]pyrene	31.82	252	1807391	48.77 ul/l	91
82)	Indeno[1,2,3-cd]pyrene	34.18	276	1769557	45.90 ul/l #	58
83)	Dibenz[a,h]anthracene	34.18	278	1542055	46.96 ul/l	81
84)	Benzo[g,h,i]perylene	34.72	276	1373104	43.92 ul/l #	79

(#) = qualifier out of range (m) = manual integration

SV-806

Quantitation Report

Data File : D:\E\DATA\AUG06\E0809\E2480.D
Acq On : 9 Aug 2006 1:51 pm
Sample : SSTD050
Misc :
MS Integration Params: rteint.p
Quant Time: Aug 9 14:55 2006

Vial: 25
Operator:
Inst : GC/MS Ins
Multiplr: 1.00
Quant Results File: SVE80720.RES

Method : D:\E\METHODS\SVE80720.M (RTE Integrator)
Title : SEMI-VOA 8270 CALIBRATION HP5971BE
Last Update : Thu Aug 24 16:29:46 2006
Response via : Initial Calibration

TIC: E2480.D



SV-277

Quantitation Report (QT Reviewed)

Data File : D:\E\DATA\AUG06\E0809\E2480.D
Acq On : 9 Aug 2006 1:51 pm
Sample : SSTD050
Misc :
MS Integration Params: rteint.p
Quant Time: Aug 9 14:55 2006

Vial: 25
Operator:
Inst : GC/MS Ins
Multiplr: 1.00
Quant Results File: SVE80720.RES

Quant Method : D:\E\METHODS\SVE80720.M (RTE Integrator)
Title : SEMI-VOA 8270 CALIBRATION HP5971BE
Last Update : Tue Aug 08 14:13:15 2006
Response via : Initial Calibration
DataAcq Meth : SVE80720

Internal Standards	R.T.	QIon	Response	Conc Units	Dev(Min)
1) 1,4-Dichlorobenzene-d4	10.36	152	333567	40.00 ul/l	0.10
19) Naphthalene-d8	13.58	136	1539806	40.00 ul/l	0.08
34) Acenaphthene-d10	18.12	164	847785	40.00 ul/l	0.09
55) Phenanthrene-d10	21.88	188	1342054	40.00 ul/l	0.07
68) Chrysene-d12	28.69	240	1082066	40.00 ul/l	0.08
77) Perylene-d12	32.09	264	1009969	40.00 ul/l	0.09

System Monitoring Compounds					
4) 2-Fluorophenol	7.42	112	653077	53.92 ul/l	0.10
Spiked Amount 200.000	Range 21 - 100		Recovery = 26.96%		
6) Phenol-d5	9.82	99	907045	56.22 ul/l	0.04
Spiked Amount 200.000	Range 10 - 94		Recovery = 28.11%		
20) Nitrobenzene-d5	11.87	82	899271	52.06 ul/l	0.07
Spiked Amount 100.000	Range 35 - 114		Recovery = 52.06%		
38) 2-Fluorobiphenyl	16.45	172	1281592	49.32 ul/l	0.09
Spiked Amount 100.000	Range 43 - 116		Recovery = 49.32%		
54) 2,4,6-Tribromophenol	20.19	330	154339	47.23 ul/l	0.08
Spiked Amount 200.000	Range 10 - 123		Recovery = 23.61%		
71) Terphenyl-d14	26.02	244	1258436	44.77 ul/l	0.10
Spiked Amount 100.000	Range 33 - 141		Recovery = 44.77%		

Target Compounds					Qvalue
2) Pyridine	4.02	79	492438	56.97 ul/l #	66
3) N-Nitrosodimethylamine	4.12	74	459079	58.32 ul/l #	62
5) Aniline	9.72	93	1248519	55.08 ul/l	85
7) Phenol	9.85	94	1005758	57.96 ul/l	78
8) bis(2-Chloroethyl)ether	9.90	93	834647	59.83 ul/l	90
9) 2-Chlorophenol	9.95	128	702550	55.11 ul/l #	78
10) 1,3-Dichlorobenzene	10.26	146	663029	52.00 ul/l	99
11) 1,4-Dichlorobenzene	10.40	146	667776	52.15 ul/l	99
12) Benzyl alcohol	10.88	79	706920	55.13 ul/l #	79
13) 1,2-Dichlorobenzene	10.85	146	617395	52.11 ul/l	99
14) 2-Methylphenol	11.26	108	687417	58.21 ul/l	97
15) bis(2-chloroisopropyl)ethe	11.23	45	1238419	65.55 ul/l	70
16) 3&4-Methylphenol	11.66	108	749912	59.64 ul/l	98
17) N-Nitroso-di-n-propylamine	11.63	70	635589	56.76 ul/l	76
18) Hexachloroethane	11.60	117	300344	54.16 ul/l	89
21) Nitrobenzene	11.92	77	894126	53.58 ul/l	81
22) Isophorone	12.54	82	1922993	55.85 ul/l	90
23) 2-Nitrophenol	12.71	139	442450	50.66 ul/l #	69
24) 2,4-Dimethylphenol	12.96	107	802685	51.47 ul/l	89
25) Benzoic Acid	13.50	122	199587	25.26 ul/l	88
26) bis(2-Chloroethoxy)methane	13.15	93	1069043	54.78 ul/l	97
27) 2,4-Dichlorophenol	13.35	162	538676	48.11 ul/l	93
28) 1,2,4-Trichlorobenzene	13.50	180	523929	48.63 ul/l	98
29) Naphthalene	13.63	128	1925025	50.49 ul/l	100
30) 4-Chloroaniline	13.91	127	982412	53.31 ul/l	98
31) Hexachlorobutadiene	14.12	225	251722	45.86 ul/l	99
32) 4-Chloro-3-methylphenol	15.23	107	775135	52.74 ul/l	82
33) 2-Methylnaphthalene	15.40	142	1320128	51.54 ul/l	99
35) Hexachlorocyclopentadiene	15.99	237	202944	34.64 ul/l	100

(#) = qualifier out of range (m) = manual integration
E2480.D SVE80720.M Mon Aug 28 11:39:55 2006

SV-278

Quantitation Report (QT Reviewed)

Data File : D:\E\DATA\AUG06\E0809\E2480.D
Acq On : 9 Aug 2006 1:51 pm
Sample : SSTD050
Misc :
MS Integration Params: rteint.p
Quant Time: Aug 9 14:55 2006

Vial: 25
Operator:
Inst : GC/MS Ins
Multiplr: 1.00
Quant Results File: SVE80720.RES

Quant Method : D:\E\METHODS\SVE80720.M (RTE Integrator)
Title : SEMI-VOA 8270 CALIBRATION HP5971BE
Last Update : Tue Aug 08 14:13:15 2006
Response via : Initial Calibration
DataAcq Meth : SVE80720

	Compound	R.T.	QIon	Response	Conc Unit		Qvalue
36)	2,4,6-Trichlorophenol	16.25	196	369049	47.97 ul/l		99
37)	2,4,5-Trichlorophenol	16.35	196	400557	48.52 ul/l		99
39)	2-Chloronaphthalene	16.64	162	1203869	50.43 ul/l		94
40)	2-Nitroaniline	17.08	65	600106	56.68 ul/l	#	64
41)	Dimethylphthalate	17.69	163	1477607	51.56 ul/l		99
42)	Acenaphthylene	17.72	152	1968061	49.49 ul/l		100
43)	3-Nitroaniline	18.19	138	476673	55.42 ul/l	#	75
44)	Acenaphthene	18.21	153	1219902	50.76 ul/l		97
45)	2,4-Dinitrophenol	18.43	184	167466	41.17 ul/l		75
46)	4-Nitrophenol	18.74	109	239857	50.85 ul/l	#	70
47)	Dibenzofuran	18.61	168	1749658	52.05 ul/l		99
48)	2,6-Dinitrotoluene	17.84	165	433888	52.98 ul/l		84
49)	2,4-Dinitrotoluene	18.84	165	583470	53.01 ul/l		76
50)	Diethylphthalate	19.48	149	1649629	53.83 ul/l		98
51)	4-Chlorophenyl-phenylether	19.53	204	559945	48.77 ul/l		87
52)	Fluorene	19.50	166	1324116	50.23 ul/l		100
53)	4-Nitroaniline	19.83	138	576371	59.57 ul/l		76
56)	4,6-Dinitro-2-methylphenol	19.89	198	258637	45.76 ul/l		100
57)	Carbazole	22.53	167	2009131	53.69 ul/l		95
58)	n-Nitrosodiphenylamine	19.91	169	1141503	49.73 ul/l		97
59)	1,2-Diphenylhydrazine	19.94	77	2094265	54.97 ul/l	#	51
60)	Azobenzene	19.94	77	2094265	54.97 ul/l	#	51
61)	4-Bromophenyl-phenylether	20.76	248	306134	46.06 ul/l		93
62)	Hexachlorobenzene	21.11	284	344512	46.60 ul/l		95
63)	Pentachlorophenol	21.62	266	213939	42.54 ul/l		99
64)	Phenanthrene	21.95	178	1986037	49.92 ul/l		99
65)	Anthracene	22.06	178	1969400	50.43 ul/l		99
66)	Di-n-butylphthalate	23.58	149	3128422	54.06 ul/l		99
67)	Fluoranthene	24.98	202	2061546	51.16 ul/l		99
69)	Benzidine	25.40	184	1363820	44.65 ul/l		100
70)	Pyrene	25.56	202	2109124	47.50 ul/l		99
72)	Butylbenzylphthalate	27.38	149	1479826	51.71 ul/l		85
73)	3,3'-Dichlorobenzidine	28.67	252	677299	54.75 ul/l		97
74)	Benzo[a]anthracene	28.63	228	1904241	47.93 ul/l		99
75)	bis(2-Ethylhexyl)phthalate	28.87	149	1814739	50.23 ul/l		97
76)	Chrysene	28.78	228	1668112	47.86 ul/l		99
78)	Di-n-octylphthalate	30.34	149	3610856	54.54 ul/l		99
79)	Benzo[b]fluoranthene	31.27	252	1937160m	54.80 ul/l		
80)	Benzo[k]fluoranthene	31.31	252	1558535m	46.99 ul/l		
81)	Benzo[a]pyrene	31.96	252	1629450	50.67 ul/l		93
82)	Indeno[1,2,3-cd]pyrene	34.33	276	1644043	49.14 ul/l	#	61
83)	Dibenz[a,h]anthracene	34.33	278	1429718	50.18 ul/l		82
84)	Benzo[g,h,i]perylene	34.88	276	1314013	48.44 ul/l		81

(#) = qualifier out of range (m) = manual integration

SV-879

Quantitation Report

Data File : E:\F\DATA\AUG06\F0809\F5962.D
Acq On : 9 Aug 2006 14:46
Sample : SSTD050
Misc : WATER 08/08/06
MS Integration Params: rteint.p
Quant Time: Aug 9 15:27 2006

Vial: 25
Operator: JOSE
Inst : HP5971AF
Multiplr: 1.00

Quant Results File: SVF80809.RES

Method : E:\F\METHODS\SVF80809.M (RTE Integrator)
Title : SEMI-VOA 8270 CALIBRATION HP5971AF
Last Update : Fri Aug 11 14:22:56 2006
Response via : Initial Calibration

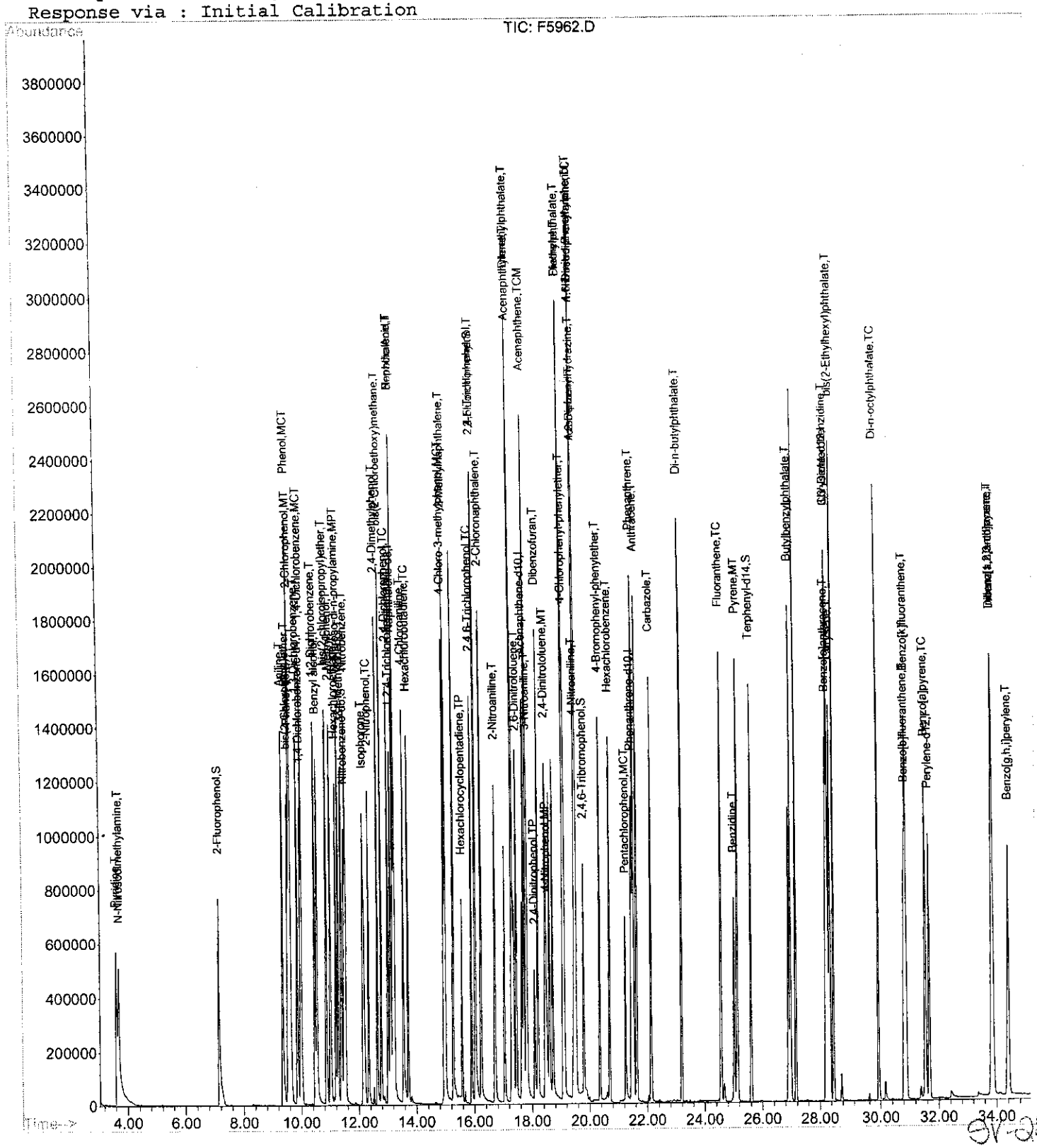

Quantitation Report (QT Reviewed)

Data File : E:\F\DATA\AUG06\F0809\F5962.D
Acq On : 9 Aug 2006 14:46
Sample : SSTD050
Misc : WATER 08/08/06
MS Integration Params: rteint.p
Quant Time: Aug 9 15:27 2006

Vial: 25
Operator: JOSE
Inst : HP5971AF
Multiplr: 1.00

Quant Results File: SVF80809.RES

Quant Method : E:\F\METHODS\SVF80809.M (RTE Integrator)
Title : SEMI-VOA 8270 CALIBRATION HP5971AF
Last Update : Wed Aug 09 14:22:01 2006
Response via : Initial Calibration
DataAcq Meth : SVF80725

Internal Standards	R.T.	QIon	Response	Conc	Units	Dev(Min)
1) 1,4-Dichlorobenzene-d4	9.98	152	395475	40.00	ul/l	-0.08
19) Naphthalene-d8	13.20	136	1589157	40.00	ul/l	-0.08
34) Acenaphthene-d10	17.73	164	819527	40.00	ul/l	-0.08
55) Phenanthrene-d10	21.48	188	1175987	40.00	ul/l	-0.08
68) Chrysene-d12	28.29	240	946786	40.00	ul/l	-0.09
77) Perylene-d12	31.69	264	845459	40.00	ul/l	-0.09

System Monitoring Compounds						
4) 2-Fluorophenol	7.15	112	747555	48.58	ul/l	-0.01
Spiked Amount 200.000	Range 21 - 100		Recovery = 24.29%			
6) Phenol-d5	9.59	99	1129903	51.84	ul/l	0.00
Spiked Amount 200.000	Range 10 - 94		Recovery = 25.92%			
20) Nitrobenzene-d5	11.50	82	987284	51.02	ul/l	-0.09
Spiked Amount 100.000	Range 35 - 114		Recovery = 51.02%			
38) 2-Fluorobiphenyl	16.05	172	1321817	53.58	ul/l	-0.09
Spiked Amount 100.000	Range 43 - 116		Recovery = 53.58%			
54) 2,4,6-Tribromophenol	19.80	330	210612	52.10	ul/l	-0.08
Spiked Amount 200.000	Range 10 - 123		Recovery = 26.05%			
71) Terphenyl-d14	25.63	244	1193756	52.69	ul/l	-0.09
Spiked Amount 100.000	Range 33 - 141		Recovery = 52.69%			

Target Compounds						Qvalue
2) Pyridine	3.61	79	750365m	55.26	ul/l	
3) N-Nitrosodimethylamine	3.70	74	622554	50.22	ul/l	97
5) Aniline	9.36	93	1479431	50.90	ul/l	100
7) Phenol	9.62	94	1256906	54.45	ul/l	91
8) bis(2-Chloroethyl)ether	9.55	93	1137130	52.15	ul/l	90
9) 2-Chlorophenol	9.64	128	776433	53.52	ul/l	98
10) 1,3-Dichlorobenzene	9.87	146	766134	51.78	ul/l	100
11) 1,4-Dichlorobenzene	10.02	146	783781	52.60	ul/l	99
12) Benzyl alcohol	10.56	79	790309	50.37	ul/l	98
13) 1,2-Dichlorobenzene	10.48	146	757500	52.31	ul/l	100
14) 2-Methylphenol	11.02	108	814876	67.89	ul/l	99
15) bis(2-chloroisopropyl)ethe	10.87	45	1834581	51.94	ul/l	98
16) 3&4-Methylphenol	11.41	108	885367	50.52	ul/l	95
17) N-Nitroso-di-n-propylamine	11.28	70	755177	50.59	ul/l	99
18) Hexachloroethane	11.20	117	371583	51.60	ul/l	98
21) Nitrobenzene	11.55	77	1027718	51.37	ul/l	100
22) Isophorone	12.15	82	2187111	51.16	ul/l	100
23) 2-Nitrophenol	12.35	139	506813	50.24	ul/l	98
24) 2,4-Dimethylphenol	12.65	107	806806	50.99	ul/l	99
25) Benzoic Acid	13.25	122	248769	54.12	ul/l #	82
26) bis(2-Chloroethoxy)methane	12.79	93	1352774	51.76	ul/l	100
27) 2,4-Dichlorophenol	13.02	162	636648	51.93	ul/l	99
28) 1,2,4-Trichlorobenzene	13.11	180	630256	51.71	ul/l	100
29) Naphthalene	13.25	128	2154125	52.49	ul/l	99
30) 4-Chloroaniline	13.56	127	1032240	51.94	ul/l	99
31) Hexachlorobutadiene	13.72	225	298727	52.44	ul/l	100
32) 4-Chloro-3-methylphenol	14.96	107	750897	52.76	ul/l	93
33) 2-Methylnaphthalene	15.01	142	1278367	51.04	ul/l	91

(#) = qualifier out of range (m) = manual integration
F5962.D SVF80809.M Mon Aug 14 13:57:17 2006

SV-281

Quantitation Report (QT Reviewed)

Data File : E:\F\DATA\AUG06\F0809\F5962.D
Acq On : 9 Aug 2006 14:46
Sample : SSTD050
Misc : WATER 08/08/06
MS Integration Params: rteint.p
Quant Time: Aug 9 15:27 2006

Vial: 25
Operator: JOSE
Inst : HP5971AF
Multiplr: 1.00

Quant Results File: SVF80809.RES

Quant Method : E:\F\METHODS\SVF80809.M (RTE Integrator)
Title : SEMI-VOA 8270 CALIBRATION HP5971AF
Last Update : Wed Aug 09 14:22:01 2006
Response via : Initial Calibration
DataAcq Meth : SVF80725

Compound	R.T.	QIon	Response	Conc Unit	Qvalue
35) Hexachlorocyclopentadiene	15.58	237	211637	49.68 ul/l	98
36) 2,4,6-Trichlorophenol	15.91	196	432226	51.39 ul/l	98
37) 2,4,5-Trichlorophenol	16.04	196	431508	53.98 ul/l	97
39) 2-Chloronaphthalene	16.26	162	1304657	51.64 ul/l	100
40) 2-Nitroaniline	16.74	65	627232	50.49 ul/l	96
41) Dimethylphthalate	17.32	163	1434367	51.05 ul/l	100
42) Acenaphthylene	17.33	152	1978790	51.91 ul/l	99
43) 3-Nitroaniline	17.84	138	485769	50.87 ul/l	99
44) Acenaphthene	17.82	153	1183188	52.51 ul/l	98
45) 2,4-Dinitrophenol	18.10	184	194756	50.93 ul/l	92
46) 4-Nitrophenol	18.51	109	147535	45.51 ul/l #	91
47) Dibenzofuran	18.22	168	1746111	51.80 ul/l	100
48) 2,6-Dinitrotoluene	17.48	165	433139	51.55 ul/l	99
49) 2,4-Dinitrotoluene	18.47	165	543285	51.42 ul/l	87
50) Diethylphthalate	19.10	149	1375564	55.44 ul/l	100
51) 4-Chlorophenyl-phenylether	19.14	204	618132	57.70 ul/l	99
52) Fluorene	19.10	166	1285838	53.50 ul/l	100
53) 4-Nitroaniline	19.49	138	509337	60.56 ul/l	97
56) 4,6-Dinitro-2-methylphenol	19.53	198	301111	57.50 ul/l	100
57) Carbazole	22.16	167	1606611	48.24 ul/l	99
58) n-Nitrosodiphenylamine	19.54	169	1122750	55.63 ul/l	99
59) 1,2-Diphenylhydrazine	19.55	77	2257179	55.34 ul/l	74
60) Azobenzene	19.55	77	2257179	55.34 ul/l	74
61) 4-Bromophenyl-phenylether	20.36	248	373592	52.55 ul/l	98
62) Hexachlorobenzene	20.71	284	449106	51.32 ul/l	95
63) Pentachlorophenol	21.26	266	215721	50.68 ul/l	96
64) Phenanthrene	21.54	178	1819380	51.03 ul/l	100
65) Anthracene	21.66	178	1786645	50.22 ul/l	100
66) Di-n-butylphthalate	23.20	149	2711235	50.99 ul/l	100
67) Fluoranthene	24.59	202	1828984	52.02 ul/l	96
69) Benzidine	25.03	184	833984	44.45 ul/l	100
70) Pyrene	25.16	202	1702158	50.02 ul/l	98
72) Butylbenzylphthalate	27.01	149	1001094	52.82 ul/l	99
73) 3,3'-Dichlorobenzidine	28.29	252	644441	52.01 ul/l	99
74) Benzo[a]anthracene	28.24	228	1548440	50.67 ul/l	99
75) bis(2-Ethylhexyl)phthalate	28.50	149	1316429	53.01 ul/l	100
76) Chrysene	28.37	228	1396327	50.91 ul/l	99
78) Di-n-octylphthalate	29.97	149	2433570	52.98 ul/l	99
79) Benzo[b]fluoranthene	30.89	252	1600914m	50.28 ul/l	
80) Benzo[k]fluoranthene	30.92	252	1340012m	51.35 ul/l	
81) Benzo[a]pyrene	31.57	252	1348191	49.74 ul/l	98
82) Indeno[1,2,3-cd]pyrene	33.90	276	1558700	51.48 ul/l	93
83) Dibenz[a,h]anthracene	33.90	278	1421214	53.22 ul/l	100
84) Benzo[g,h,i]perylene	34.44	276	1234678	49.29 ul/l	98

(#) = qualifier out of range (m) = manual integration

SV-282

Quantitation Report

Data File : E:\F\DATA\AUG06\F0810\F5973.D
Acq On : 10 Aug 2006 9:42
Sample : SSTD050
Misc : WATER 08/08/06
MS Integration Params: rteint.p
Quant Time: Aug 10 10:17 2006

Vial: 25
Operator: JOSE
Inst : HP5971AF
Multiplr: 1.00

Quant Results File: SVF80809.RES

Method : E:\F\METHODS\SVF80809.M (RTE Integrator)
Title : SEMI-VOA 8270 CALIBRATION HP5971AF
Last Update : Fri Aug 11 14:22:56 2006
Response via : Initial Calibration

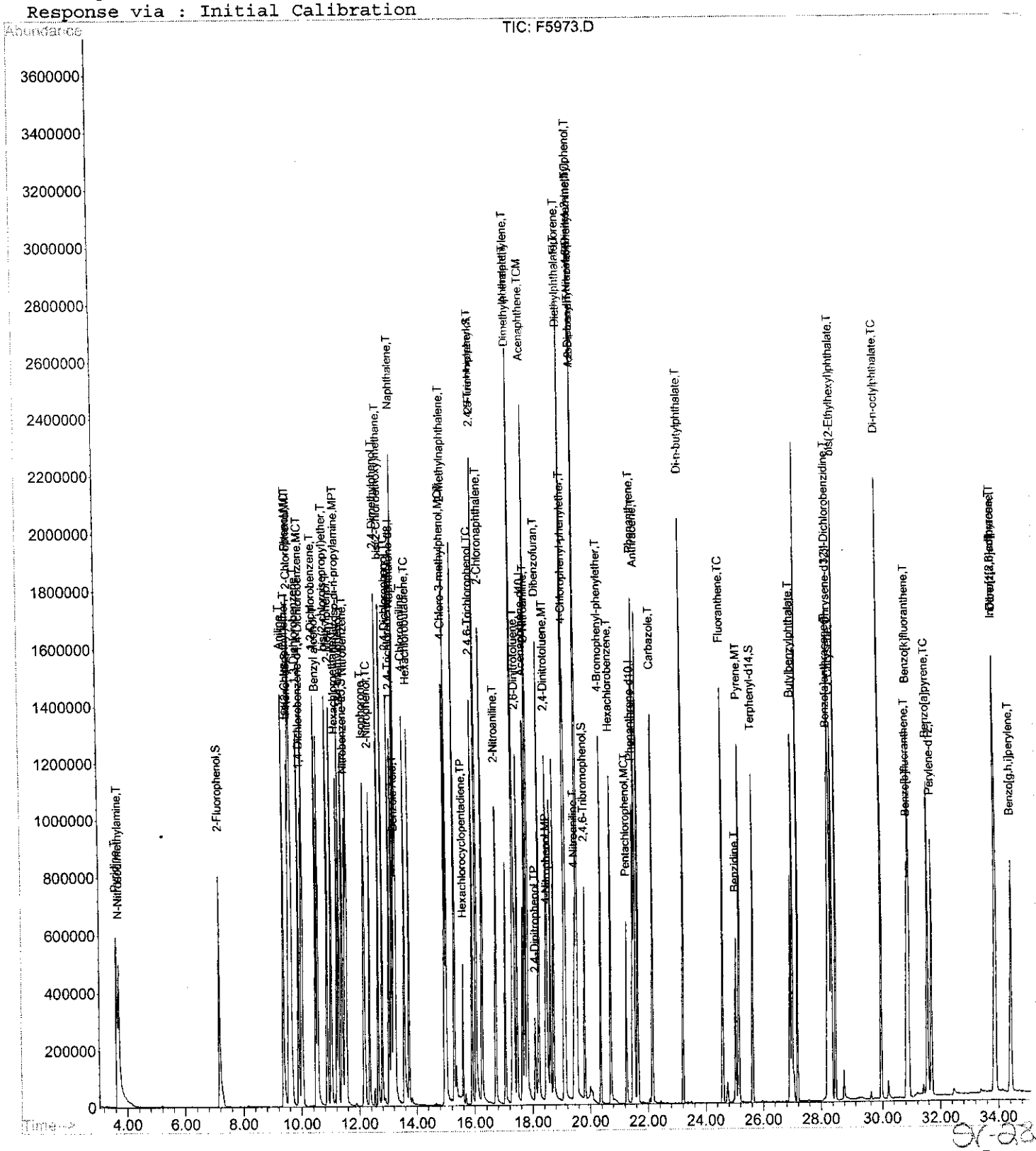

Quantitation Report (QT Reviewed)

Data File : E:\F\DATA\AUG06\F0810\F5973.D
Acq On : 10 Aug 2006 9:42
Sample : SSTD050
Misc : WATER 08/08/06
MS Integration Params: rteint.p
Quant Time: Aug 10 10:17 2006

Vial: 25
Operator: JOSE
Inst : HP5971AF
Multiplr: 1.00

Quant Results File: SVF80809.RES

Quant Method : E:\F\METHODS\SVF80809.M (RTE Integrator)
Title : SEMI-VOA 8270 CALIBRATION HP5971AF
Last Update : Wed Aug 09 14:22:01 2006
Response via : Initial Calibration
DataAcq Meth : SVF80809

Internal Standards	R.T.	QIon	Response	Conc Units	Dev(Min)
1) 1,4-Dichlorobenzene-d4	9.99	152	386212	40.00 ul/l	-0.06
19) Naphthalene-d8	13.22	136	1483954	40.00 ul/l	-0.06
34) Acenaphthene-d10	17.73	164	721906	40.00 ul/l	-0.07
55) Phenanthrene-d10	21.48	188	979690	40.00 ul/l	-0.07
68) Chrysene-d12	28.31	240	773866	40.00 ul/l	-0.07
77) Perylene-d12	31.71	264	688238	40.00 ul/l	-0.07

System Monitoring Compounds					
4) 2-Fluorophenol	7.16	112	739467	49.20 ul/l	0.00
Spiked Amount 200.000	Range 21 - 100		Recovery = 24.60%		
6) Phenol-d5	9.59	99	1103089	51.83 ul/l	0.00
Spiked Amount 200.000	Range 10 - 94		Recovery = 25.91%		
20) Nitrobenzene-d5	11.51	82	925009	51.19 ul/l	-0.07
Spiked Amount 100.000	Range 35 - 114		Recovery = 51.19%		
38) 2-Fluorobiphenyl	16.07	172	1200356	55.24 ul/l	-0.07
Spiked Amount 100.000	Range 43 - 116		Recovery = 55.24%		
54) 2,4,6-Tribromophenol	19.82	330	178899	50.24 ul/l	-0.06
Spiked Amount 200.000	Range 10 - 123		Recovery = 25.12%		
71) Terphenyl-d14	25.64	244	820982	44.33 ul/l	-0.07
Spiked Amount 100.000	Range 33 - 141		Recovery = 44.33%		

Target Compounds					Qvalue
2) Pyridine	3.63	79	710315	53.57 ul/l	98
3) N-Nitrosodimethylamine	3.72	74	629678	52.02 ul/l	97
5) Aniline	9.38	93	1445579	50.93 ul/l	98
7) Phenol	9.62	94	1211165	53.73 ul/l	91
8) bis(2-Chloroethyl)ether	9.56	93	1088254	51.11 ul/l	92
9) 2-Chlorophenol	9.65	128	762952	53.85 ul/l	98
10) 1,3-Dichlorobenzene	9.89	146	755789	52.31 ul/l	99
11) 1,4-Dichlorobenzene	10.04	146	771651	53.03 ul/l	99
12) Benzyl alcohol	10.57	79	743290	48.51 ul/l	99
13) 1,2-Dichlorobenzene	10.49	146	723674	51.18 ul/l	99
14) 2-Methylphenol	11.03	108	787233	67.16 ul/l	100
15) bis(2-chloroisopropyl)ethe	10.89	45	1773726	51.42 ul/l	99
16) 3&4-Methylphenol	11.41	108	846699	49.47 ul/l	94
17) N-Nitroso-di-n-propylamine	11.30	70	723013	49.59 ul/l	98
18) Hexachlorbethane	11.22	117	357342	50.82 ul/l	99
21) Nitrobenzene	11.56	77	956113	51.18 ul/l	99
22) Isophorone	12.17	82	2000330	50.11 ul/l	100
23) 2-Nitrophenol	12.36	139	481155	51.08 ul/l	95
24) 2,4-Dimethylphenol	12.66	107	765492	51.81 ul/l	98
25) Benzoic Acid	13.24	122	229350	53.43 ul/l #	85
26) bis(2-Chloroethoxy)methane	12.81	93	1263839	51.78 ul/l	100
27) 2,4-Dichlorophenol	13.03	162	589267	51.47 ul/l	98
28) 1,2,4-Trichlorobenzene	13.14	180	597179	52.46 ul/l	99
29) Naphthalene	13.27	128	2049583	53.48 ul/l	99
30) 4-Chloroaniline	13.58	127	935474	50.41 ul/l	100
31) Hexachlorobutadiene	13.74	225	281955	53.00 ul/l	98
32) 4-Chloro-3-methylphenol	14.97	107	690467	51.95 ul/l	94
33) 2-Methylnaphthalene	15.03	142	1196744	51.17 ul/l	92

(#) = qualifier out of range (m) = manual integration

SV-284

Quantitation Report (QT Reviewed)

Data File : E:\F\DATA\AUG06\F0810\F5973.D
Acq On : 10 Aug 2006 9:42
Sample : SSTD050
Misc : WATER 08/08/06
MS Integration Params: rteint.p
Quant Time: Aug 10 10:17 2006

Vial: 25
Operator: JOSE
Inst : HP5971AF
Multiplr: 1.00

Quant Results File: SVF80809.RES

Quant Method : E:\F\METHODS\SVF80809.M (RTE Integrator)
Title : SEMI-VOA 8270 CALIBRATION HP5971AF
Last Update : Wed Aug 09 14:22:01 2006
Response via : Initial Calibration
DataAcq Meth : SVF80809

Compound	R.T.	QIon	Response	Conc Unit	Qvalue
35) Hexachlorocyclopentadiene	15.60	237	126101	33.60 ul/l	97
36) 2,4,6-Trichlorophenol	15.93	196	390462	52.70 ul/l	98
37) 2,4,5-Trichlorophenol	16.06	196	388173	55.12 ul/l	98
39) 2-Chloronaphthalene	16.27	162	1190914	53.51 ul/l	99
40) 2-Nitroaniline	16.74	65	557749	50.97 ul/l	97
41) Dimethylphthalate	17.33	163	1283076	51.84 ul/l	100
42) Acenaphthylene	17.34	152	1815238	54.06 ul/l	99
43) 3-Nitroaniline	17.85	138	413762	49.19 ul/l	98
44) Acenaphthene	17.83	153	1053418	53.07 ul/l	98
45) 2,4-Dinitrophenol	18.10	184	115185	34.19 ul/l	91
46) 4-Nitrophenol	18.51	109	121785	42.65 ul/l #	88
47) Dibenzofuran	18.23	168	1550905	52.23 ul/l	100
48) 2,6-Dinitrotoluene	17.49	165	380157	51.36 ul/l	99
49) 2,4-Dinitrotoluene	18.49	165	476221	51.16 ul/l	88
50) Diethylphthalate	19.10	149	1264816	57.87 ul/l	100
51) 4-Chlorophenyl-phenylether	19.15	204	556503	58.97 ul/l	100
52) Fluorene	19.11	166	1173356	55.42 ul/l	99
53) 4-Nitroaniline	19.47	138	431534	58.25 ul/l	98
56) 4,6-Dinitro-2-methylphenol	19.53	198	237902	54.53 ul/l	100
57) Carbazole	22.18	167	1293243	46.61 ul/l	99
58) n-Nitrosodiphenylamine	19.54	169	1000470	59.50 ul/l	99
59) 1,2-Diphenylhydrazine	19.55	77	2048973	60.30 ul/l	75
60) Azobenzene	19.55	77	2048973	60.30 ul/l	75
61) 4-Bromophenyl-phenylether	20.38	248	314345	53.07 ul/l	98
62) Hexachlorobenzene	20.73	284	394930	54.17 ul/l	97
63) Pentachlorophenol	21.27	266	161235	45.47 ul/l	99
64) Phenanthrene	21.55	178	1536105	51.72 ul/l	100
65) Anthracene	21.67	178	1484382	50.08 ul/l	100
66) Di-n-butylphthalate	23.22	149	2184662	49.32 ul/l	100
67) Fluoranthene	24.60	202	1388649	47.41 ul/l	98
69) Benzidine	25.05	184	613881	40.03 ul/l	100
70) Pyrene	25.17	202	1310753	47.13 ul/l	97
72) Butylbenzylphthalate	27.02	149	786221	50.76 ul/l	94
73) 3,3'-Dichlorobenzidine	28.30	252	498964	49.27 ul/l	98
74) Benzo[a]anthracene	28.26	228	1211012	48.48 ul/l	100
75) bis(2-Ethylhexyl)phthalate	28.51	149	1090938	53.75 ul/l	99
76) Chrysene	28.38	228	1144167	51.04 ul/l	99
78) Di-n-octylphthalate	29.98	149	2020091	54.03 ul/l	99
79) Benzo[b]fluoranthene	30.88	252	1295630	49.99 ul/l #	56
80) Benzo[k]fluoranthene	30.93	252	1057618	49.79 ul/l #	44
81) Benzo[a]pyrene	31.59	252	1118124	50.67 ul/l	98
82) Indeno[1,2,3-cd]pyrene	33.91	276	1327442	53.86 ul/l	96
83) Dibenz[a,h]anthracene	33.92	278	1220450	56.14 ul/l	100
84) Benzo[g,h,i]perylene	34.45	276	1031968	50.61 ul/l	99

(#) = qualifier out of range (m) = manual integration

SV-285

Quantitation Report

Data File : D:\E\DATA\AUG06\E0810\E2496.D
Acq On : 10 Aug 2006 1:06 pm
Sample : SSTD050
Misc :
MS Integration Params: rteint.p
Quant Time: Aug 10 13:43 2006

Vial: 25
Operator:
Inst : GC/MS Ins
Multiplr: 1.00
Quant Results File: SVE80720.RES

Method : D:\E\METHODS\SVE80720.M (RTE Integrator)
Title : SEMI-VOA 8270 CALIBRATION HP5971BE
Last Update : Wed Aug 09 14:27:39 2006
Response via : Initial Calibration

TIC: E2496.D



SV-286

Quantitation Report (QT Reviewed)

Data File : D:\E\DATA\AUG06\E0810\E2496.D
Acq On : 10 Aug 2006 1:06 pm
Sample : SSTD050
Misc :
MS Integration Params: rteint.p
Quant Time: Aug 10 13:43 2006

Vial: 25
Operator:
Inst : GC/MS Ins
Multiplr: 1.00
Quant Results File: SVE80720.RES

Quant Method : D:\E\METHODS\SVE80720.M (RTE Integrator)
Title : SEMI-VOA 8270 CALIBRATION HP5971BE
Last Update : Wed Aug 09 14:27:39 2006
Response via : Initial Calibration
DataAcq Meth : SVE80720

Internal Standards	R.T.	QIon	Response	Conc	Units	Dev(Min)
1) 1,4-Dichlorobenzene-d4	10.31	152	287676	40.00	ul/l	-0.05
19) Naphthalene-d8	13.53	136	1358488	40.00	ul/l	-0.05
34) Acenaphthene-d10	18.08	164	753570	40.00	ul/l	-0.04
55) Phenanthrene-d10	21.82	188	1160264	40.00	ul/l	-0.05
68) Chrysene-d12	28.65	240	872095	40.00	ul/l	-0.04
77) Perylene-d12	32.04	264	791962	40.00	ul/l	-0.05

System Monitoring Compounds						
4) 2-Fluorophenol	7.37	112	536414	51.36	ul/l	-0.05
Spiked Amount 200.000	Range 21 - 100		Recovery = 25.68%			
6) Phenol-d5	9.77	99	770174	55.36	ul/l	-0.05
Spiked Amount 200.000	Range 10 - 94		Recovery = 27.68%			
20) Nitrobenzene-d5	11.82	82	781151	51.26	ul/l	-0.05
Spiked Amount 100.000	Range 35 - 114		Recovery = 51.26%			
38) 2-Fluorobiphenyl	16.40	172	1136126	49.19	ul/l	-0.05
Spiked Amount 100.000	Range 43 - 116		Recovery = 49.19%			
54) 2,4,6-Tribromophenol	20.15	330	131279	45.20	ul/l	-0.04
Spiked Amount 200.000	Range 10 - 123		Recovery = 22.60%			
71) Terphenyl-d14	25.98	244	1044840	46.12	ul/l	-0.04
Spiked Amount 100.000	Range 33 - 141		Recovery = 46.12%			

Target Compounds						Qvalue
2) Pyridine	3.97	79	421736	56.58	ul/l #	65
3) N-Nitrosodimethylamine	4.07	74	371322	54.70	ul/l #	59
5) Aniline	9.67	93	1063726	54.41	ul/l	84
7) Phenol	9.81	94	867534	57.97	ul/l	78
8) bis(2-Chloroethyl)ether	9.85	93	704808	58.58	ul/l	90
9) 2-Chlorophenol	9.91	128	591616	53.81	ul/l #	78
10) 1,3-Dichlorobenzene	10.21	146	563127	51.21	ul/l	99
11) 1,4-Dichlorobenzene	10.35	146	571665	51.76	ul/l	98
12) Benzyl alcohol	10.83	79	618968	55.97	ul/l #	78
13) 1,2-Dichlorobenzene	10.80	146	534540	52.32	ul/l	99
14) 2-Methylphenol	11.21	108	597632	58.68	ul/l	97
15) bis(2-chloroisopropyl)ethe	11.18	45	1105720	67.86	ul/l	71
16) 3&4-Methylphenol	11.62	108	657980	60.68	ul/l	97
17) N-Nitroso-di-n-propylamine	11.58	70	569664	58.99	ul/l	75
18) Hexachloroethane	11.55	117	260213	54.41	ul/l	90
21) Nitrobenzene	11.87	77	784215	53.27	ul/l	81
22) Isophorone	12.48	82	1672320	55.05	ul/l	90
23) 2-Nitrophenol	12.66	139	385792	50.06	ul/l #	68
24) 2,4-Dimethylphenol	12.91	107	701648	50.99	ul/l	89
25) Benzoic Acid	13.42	122	163058	23.39	ul/l #	86
26) bis(2-Chloroethoxy)methane	13.11	93	932126	54.14	ul/l	98
27) 2,4-Dichlorophenol	13.30	162	472613	47.84	ul/l	93
28) 1,2,4-Trichlorobenzene	13.45	180	453295	47.69	ul/l	97
29) Naphthalene	13.59	128	1709724	50.83	ul/l	100
30) 4-Chloroaniline	13.86	127	871792	53.62	ul/l	97
31) Hexachlorobutadiene	14.08	225	221641	45.77	ul/l	99
32) 4-Chloro-3-methylphenol	15.19	107	697696	53.81	ul/l #	81
33) 2-Methylnaphthalene	15.35	142	1169817	51.77	ul/l	98
35) Hexachlorocyclopentadiene	15.95	237	187320	35.97	ul/l	99

(#) = qualifier out of range (m) = manual integration

SV-287

Quantitation Report (QT Reviewed)

Data File : D:\E\DATA\AUG06\E0810\E2496.D
Acq On : 10 Aug 2006 1:06 pm
Sample : SSTD050
Misc :
MS Integration Params: rteint.p
Quant Time: Aug 10 13:43 2006

Vial: 25
Operator:
Inst : GC/MS Ins
Multiplr: 1.00
Quant Results File: SVE80720.RES

Quant Method : D:\E\METHODS\SVE80720.M (RTE Integrator)
Title : SEMI-VOA 8270 CALIBRATION HP5971BE
Last Update : Wed Aug 09 14:27:39 2006
Response via : Initial Calibration
DataAcq Meth : SVE80720

	Compound	R.T.	QIon	Response	Conc Unit		Qvalue
36)	2,4,6-Trichlorophenol	16.21	196	328654	48.06 ul/l		99
37)	2,4,5-Trichlorophenol	16.31	196	360468	49.12 ul/l		99
39)	2-Chloronaphthalene	16.60	162	1088413	51.30 ul/l		94
40)	2-Nitroaniline	17.04	65	527889	56.10 ul/l	#	64
41)	Dimethylphthalate	17.64	163	1331202	52.26 ul/l		100
42)	Acenaphthylene	17.67	152	1792334	50.70 ul/l		99
43)	3-Nitroaniline	18.14	138	420124	54.95 ul/l	#	74
44)	Acenaphthene	18.17	153	1098594	51.43 ul/l		96
45)	2,4-Dinitrophenol	18.39	184	175810	48.63 ul/l	#	75
46)	4-Nitrophenol	18.69	109	207783	49.55 ul/l	#	68
47)	Dibenzofuran	18.57	168	1541271	51.58 ul/l		99
48)	2,6-Dinitrotoluene	17.80	165	379535	52.14 ul/l		82
49)	2,4-Dinitrotoluene	18.79	165	511427	52.27 ul/l		73
50)	Diethylphthalate	19.43	149	1480571	54.35 ul/l		98
51)	4-Chlorophenyl-phenylether	19.48	204	500484	49.04 ul/l		85
52)	Fluorene	19.45	166	1203879	51.38 ul/l		100
53)	4-Nitroaniline	19.78	138	472764	54.97 ul/l		75
56)	4,6-Dinitro-2-methylphenol	19.84	198	251191	51.41 ul/l		100
57)	Carbazole	22.48	167	1687194	52.15 ul/l		95
58)	n-Nitrosodiphenylamine	19.87	169	1020708	51.44 ul/l		97
59)	1,2-Diphenylhydrazine	19.89	77	1892435	57.46 ul/l	#	50
60)	Azobenzene	19.89	77	1892435	57.46 ul/l	#	50
61)	4-Bromophenyl-phenylether	20.72	248	272289	47.39 ul/l		91
62)	Hexachlorobenzene	21.07	284	302318	47.30 ul/l		96
63)	Pentachlorophenol	21.58	266	184730	42.49 ul/l		99
64)	Phenanthrene	21.90	178	1746620	50.78 ul/l		99
65)	Anthracene	22.01	178	1763143	52.22 ul/l		99
66)	Di-n-butylphthalate	23.55	149	2732016	54.61 ul/l		98
67)	Fluoranthene	24.94	202	1756486	50.42 ul/l		100
69)	Benzidine	25.37	184	1116856	45.36 ul/l		100
70)	Pyrene	25.52	202	1790952	50.04 ul/l		99
72)	Butylbenzylphthalate	27.35	149	1233171	53.46 ul/l		84
73)	3,3'-Dichlorobenzidine	28.63	252	494007	49.54 ul/l		98
74)	Benzo[a]anthracene	28.59	228	1560910	48.75 ul/l		100
75)	bis(2-Ethylhexyl)phthalate	28.84	149	1548984	53.20 ul/l		97
76)	Chrysene	28.73	228	1354031	48.20 ul/l		99
78)	Di-n-octylphthalate	30.31	149	3011867	58.01 ul/l		99
79)	Benzo[b]fluoranthene	31.22	252	1544243m	55.71 ul/l		
80)	Benzo[k]fluoranthene	31.27	252	1212483m	46.62 ul/l		
81)	Benzo[a]pyrene	31.92	252	1276957	50.64 ul/l		94
82)	Indeno[1,2,3-cd]pyrene	34.27	276	1280077	48.79 ul/l	#	64
83)	Dibenz[a,h]anthracene	34.28	278	1112366	49.78 ul/l		82
84)	Benzo[g,h,i]perylene	34.83	276	1035087	48.66 ul/l		83

(#) = qualifier out of range (m) = manual integration

SV-288

DFTPP

Data File : D:\E\DATA\JUL06\E0720\E2263.D
Acq On : 20 Jul 2006 2:47 pm
Sample : STUNE
Misc :
MS Integration Params: rteint.p
Method : D:\E\METHODS\SVE80720.M (RTE Integrator)
Title : SEMI-VOA 8270 CALIBRATION HP5971BE

Vial: 24
Operator:
Inst : GC/MS Ins
Multiplr: 1.00

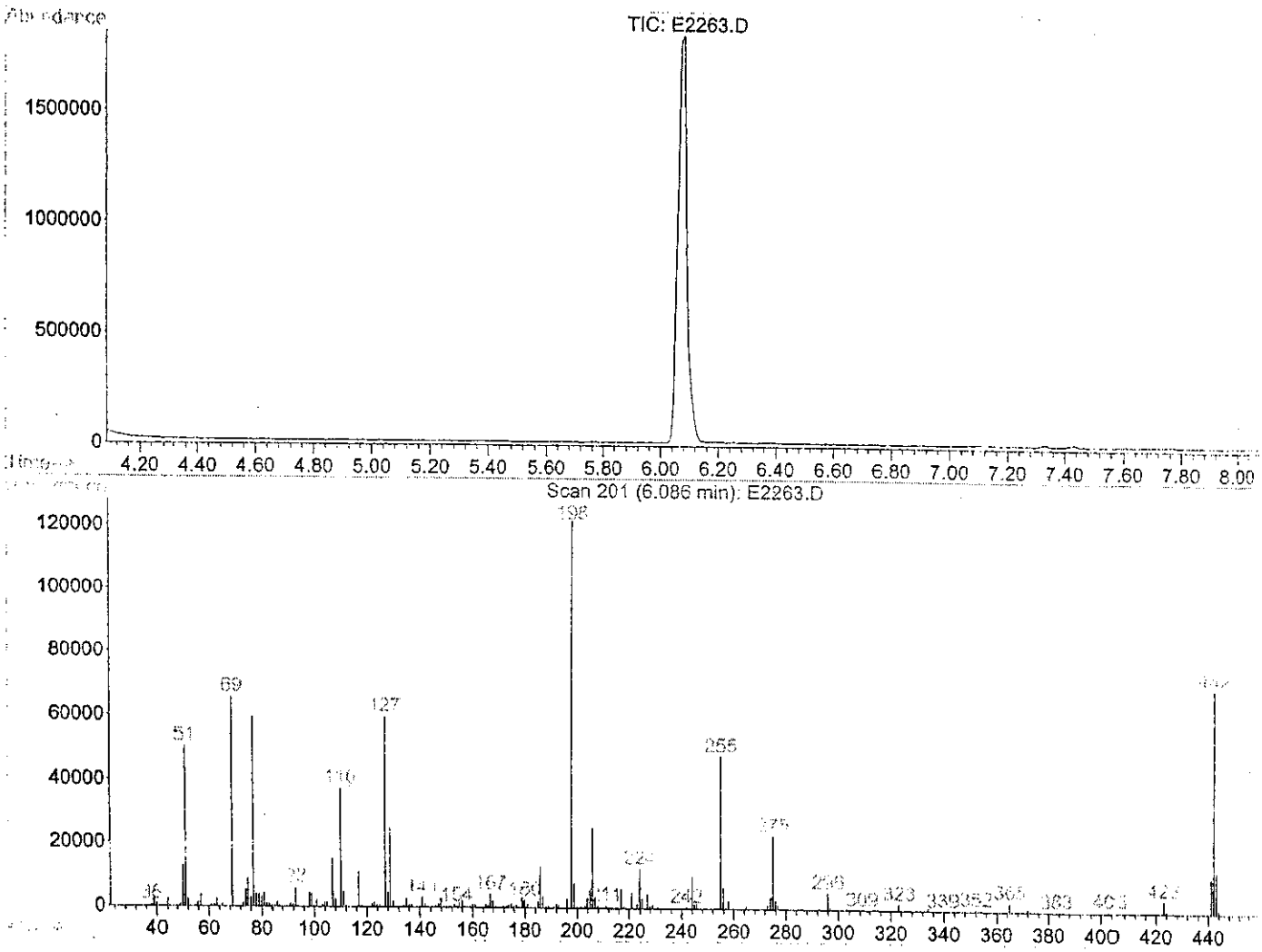

Spectrum Information: Scan 201

Target Mass	Rel. to Mass	Lower Limit%	Upper Limit%	Rel. Abn%	Raw Abn	Result Pass/Fail
51	198	30	60	41.4	50464	PASS
68	69	0.00	2	0.0	0	PASS
69	198	0.00	100	54.0	65848	PASS
70	69	0.00	2	0.4	277	PASS
127	198	40	60	49.0	59776	PASS
197	198	0.00	1	0.0	0	PASS
198	198	100	100	100.0	121984	PASS
199	198	5	9	6.2	7613	PASS
275	198	10	30	18.8	22952	PASS
365	198	1	100	2.3	2826	PASS
441	443	0.01	100	81.7	10776	PASS
442	198	40	100	57.5	70104	PASS
443	442	17	23	18.8	13185	PASS

SV-289

E2263.D SVE80720.M Fri Jul 21 07:43:30 2006

DFTPP

Data File : E:\F\DATA\JUL06\F0725\F5826.D
Acq On : 25 Jul 2006 12:17
Sample : STUNE
Misc :
MS Integration Params: rteint.p
Method : E:\F\METHODS\SVF80725.M (RTE Integrator)
Title : SEMI-VOA 8270 CALIBRATION HP5971AF

Vial: 24
Operator: JOSE
Inst : HP5971AF
Multiplr: 1.00

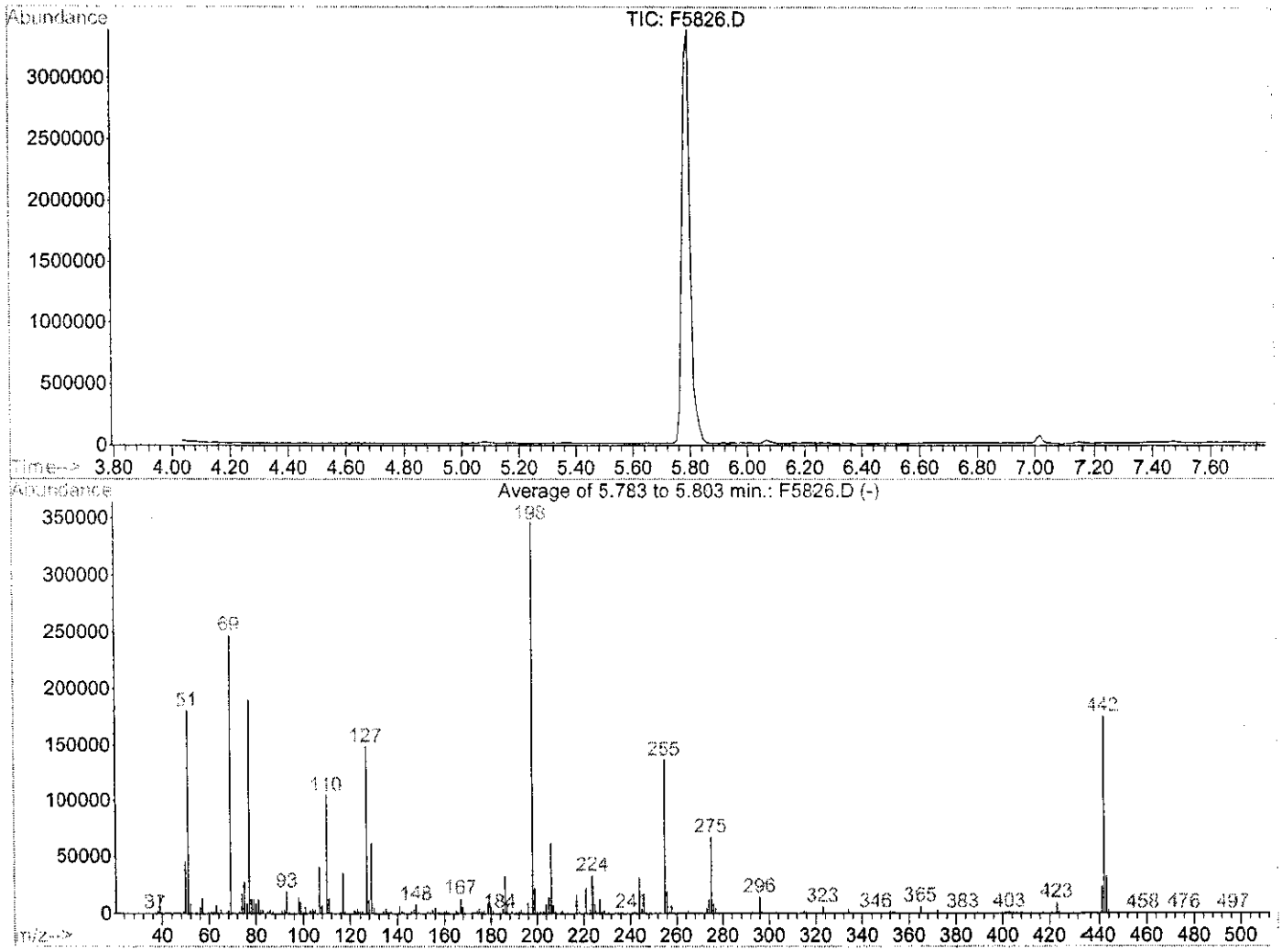

Spectrum Information: Average of 5.783 to 5.803 min.

Target Mass	Rel. to Mass	Lower Limit%	Upper Limit%	Rel. Abn%	Raw Abn	Result Pass/Fail
51	198	30	60	52.0	180427	PASS
68	69	0.00	2	1.2	2874	PASS
69	198	0.00	100	71.2	247189	PASS
70	69	0.00	2	0.3	846	PASS
127	198	40	60	42.9	148877	PASS
197	198	0.00	1	0.0	0	PASS
198	198	100	100	100.0	347156	PASS
199	198	5	9	6.3	21994	PASS
275	198	10	30	19.2	66691	PASS
365	198	1	100	1.7	5967	PASS
441	443	0.01	100	72.8	23277	PASS
442	198	40	100	50.4	175032	PASS
443	442	17	23	18.3	31987	PASS

SV-290

F5826.D SVF80725.M Wed Jul 26 09:27:52 2006

DFTPP

Data File : E:\F\DATA\AUG06\F0804\F5921.D
Acq On : 4 Aug 2006 9:18
Sample : STUNE
Misc :
MS Integration Params: rteint.p
Method : E:\F\METHODS\SVF80725.M (RTE Integrator)
Title : SEMI-VOA 8270 CALIBRATION HP5971AF

Vial: 24
Operator: JOSE
Inst : HP5971AF
Multiplr: 1.00

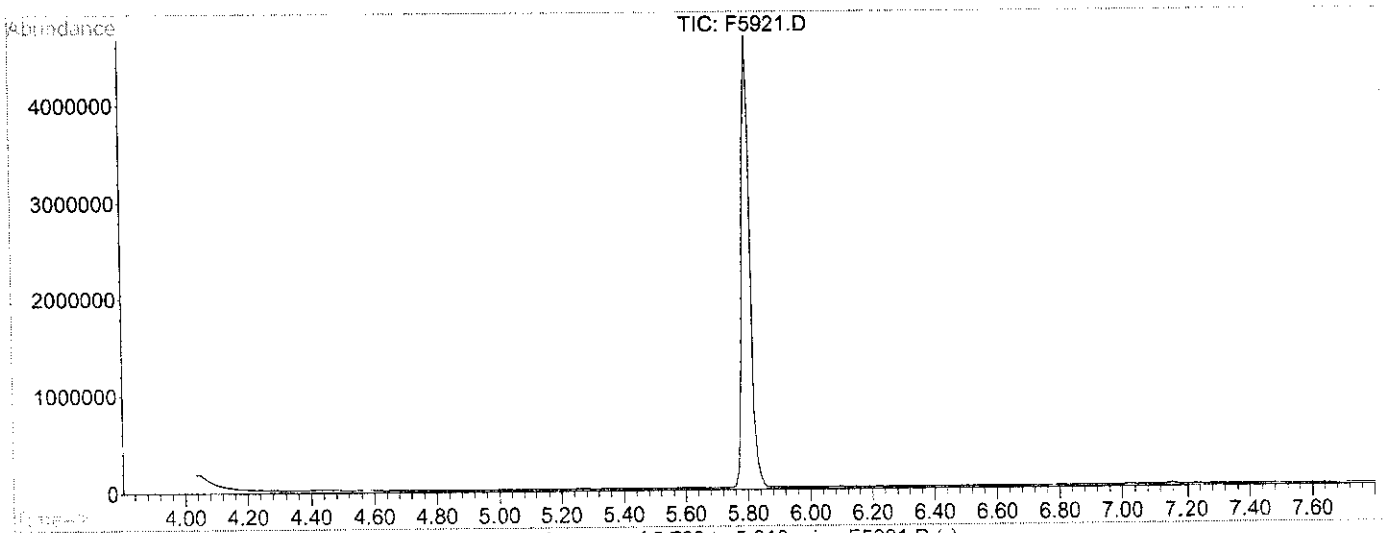

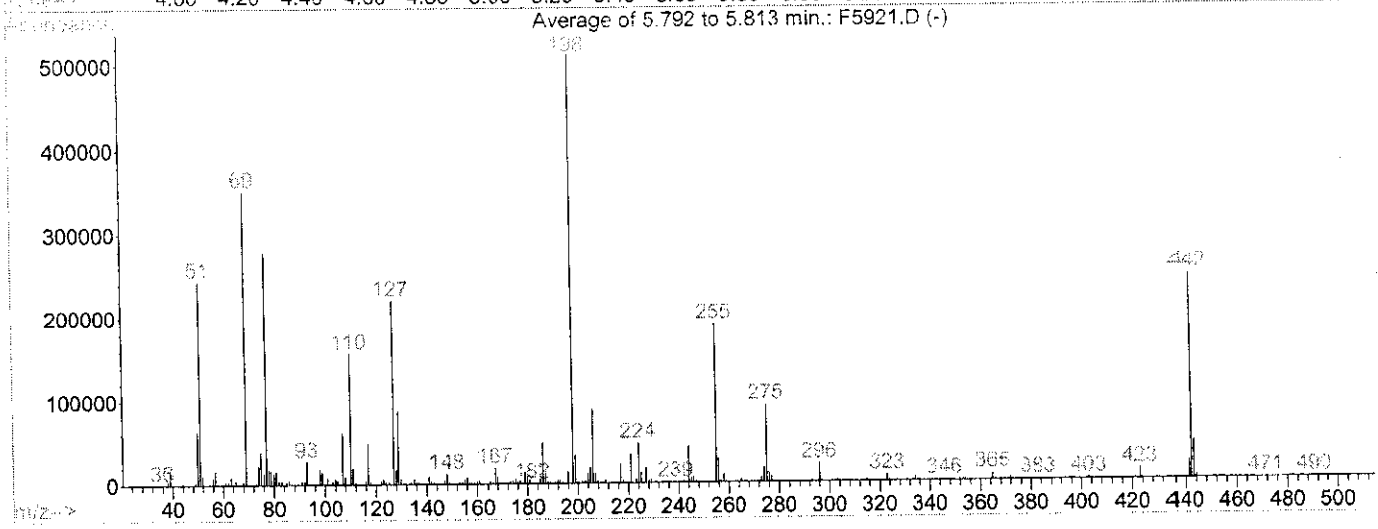

Spectrum Information: Average of 5.792 to 5.813 min.

Target Mass	Rel. to Mass	Lower Limit%	Upper Limit%	Rel. Abn%	Raw Abn	Result Pass/Fail
51	198	30	60	47.5	243495	PASS
68	69	0.00	2	0.8	2927	PASS
69	198	0.00	100	68.5	350827	PASS
70	69	0.00	2	0.4	1382	PASS
127	198	40	60	43.0	220437	PASS
197	198	0.00	1	0.0	0	PASS
198	198	100	100	100.0	512128	PASS
199	198	5	9	6.6	33669	PASS
275	198	10	30	18.1	92541	PASS
365	198	1	100	1.6	8031	PASS
441	443	0.01	100	46.5	21032	PASS
442	198	40	100	48.0	245613	PASS
443	442	17	23	18.4	45235	PASS

SV-291

F5921.D SVF80725.M Mon Aug 14 13:25:34 2006

DFTPP

Data File : D:\E\DATA\AUG06\E0804\E2428.D
Acq On : 4 Aug 2006 1:45 pm
Sample : STUNE
Misc :
MS Integration Params: rteint.p
Method : D:\E\METHODS\SVE80720.M (RTE Integrator)
Title : SEMI-VOA 8270 CALIBRATION HP5971BE

Vial: 24
Operator:
Inst : GC/MS Ins
Multiplr: 1.00

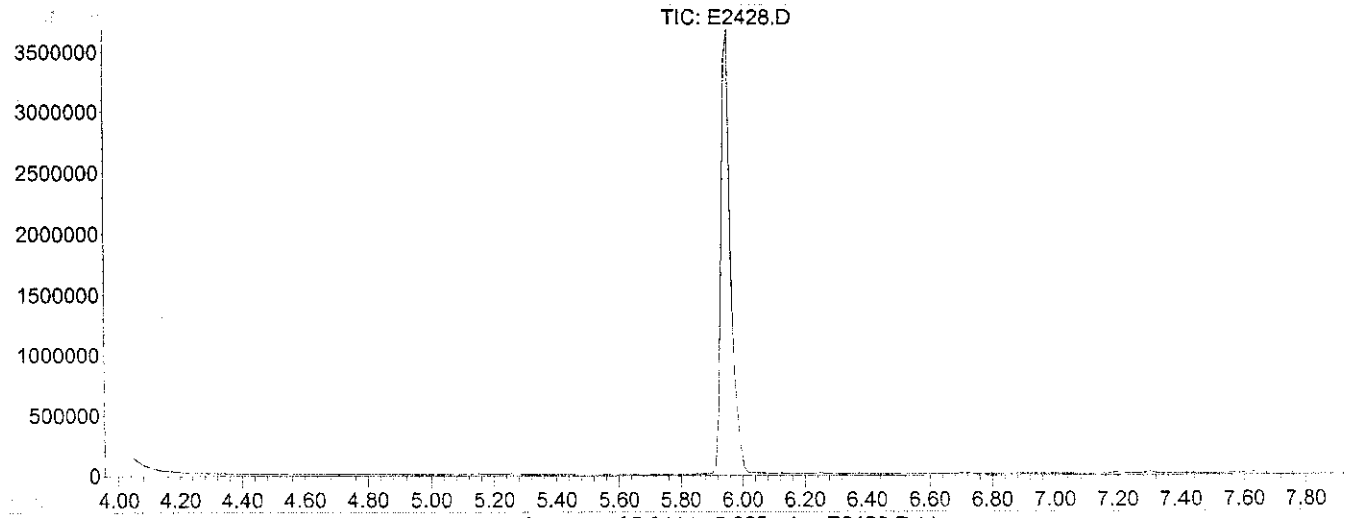

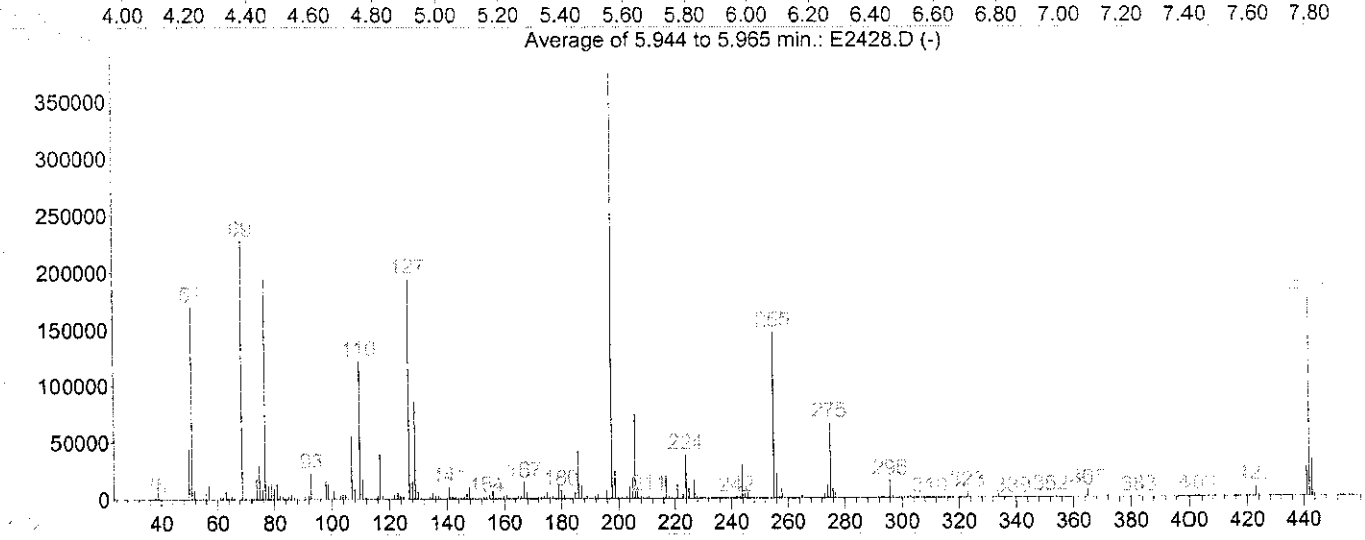

Spectrum Information: Average of 5.944 to 5.965 min.

Target Mass	Rel. to Mass	Lower Limit%	Upper Limit%	Rel. Abn%	Raw Abn	Result Pass/Fail
51	198	30	60	45.4	170225	PASS
68	69	0.00	2	0.0	0	PASS
69	198	0.00	100	60.9	228365	PASS
70	69	0.00	2	0.4	819	PASS
127	198	40	60	51.9	194744	PASS
197	198	0.00	1	0.0	0	PASS
198	198	100	100	100.0	375211	PASS
199	198	5	9	6.6	24645	PASS
275	198	10	30	17.8	66765	PASS
365	198	1	100	1.8	6691	PASS
441	443	0.01	100	80.3	26776	PASS
442	198	40	100	46.6	174869	PASS
443	442	17	23	19.1	33365	PASS

SV-292

E2428.D SVE80720.M Mon Aug 14 16:03:34 2006

DFTPP

Data File : D:\E\DATA\AUG06\E0807\E2454.D
Acq On : 7 Aug 2006 3:27 pm
Sample : STUNE
Misc :
MS Integration Params: rteint.p
Method : D:\E\METHODS\SVE80720.M (RTE Integrator)
Title : SEMI-VOA 8270 CALIBRATION HP5971BE

Vial: 24
Operator:
Inst : GC/MS Ins
Multiplr: 1.00

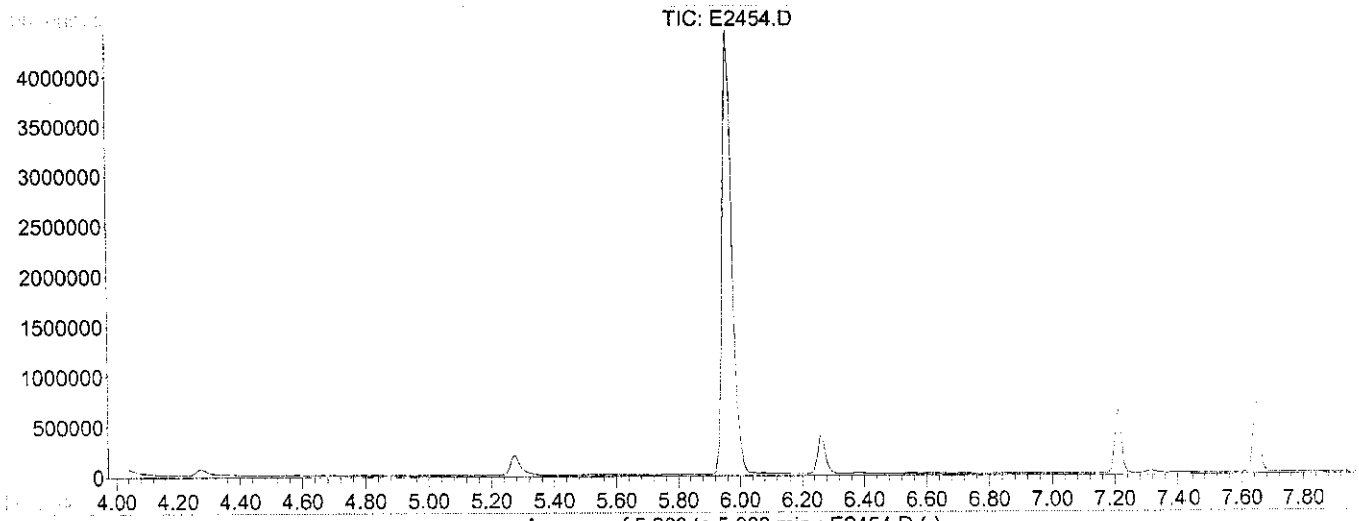

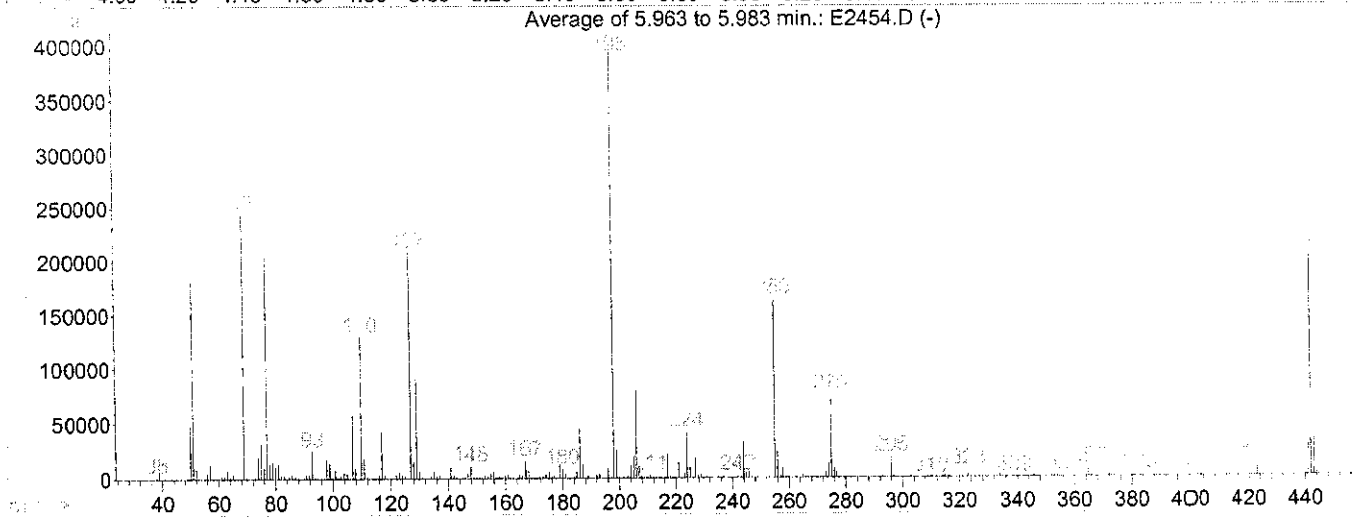

Spectrum Information: Average of 5.963 to 5.983 min.

Target Mass	Rel. to Mass	Lower Limit%	Upper Limit%	Rel. Abn%	Raw Abn	Result Pass/Fail
51	198	30	60	46.3	182221	PASS
68	69	0.00	2	0.0	0	PASS
69	198	0.00	100	62.2	244729	PASS
70	69	0.00	2	0.4	1072	PASS
127	198	40	60	53.0	208533	PASS
197	198	0.00	1	0.0	0	PASS
198	198	100	100	100.0	393728	PASS
199	198	5	9	6.7	26293	PASS
275	198	10	30	19.1	75221	PASS
365	198	1	100	1.9	7480	PASS
441	443	0.01	100	79.7	31144	PASS
442	198	40	100	51.9	204413	PASS
443	442	17	23	19.1	39085	PASS

SV-393

E2454.D SVE80720.M Mon Aug 14 16:03:45 2006

DFTPP

Data File : E:\F\DATA\AUG06\F0809\F5955.D
Acq On : 9 Aug 2006 9:36
Sample : STUNE
Misc :
MS Integration Params: rteint.p
Method : E:\F\METHODS\SVF80809.M (RTE Integrator)
Title : SEMI-VOA 8270 CALIBRATION HP5971AF

Vial: 24
Operator: JOSE
Inst : HP5971AF
Multiplr: 1.00

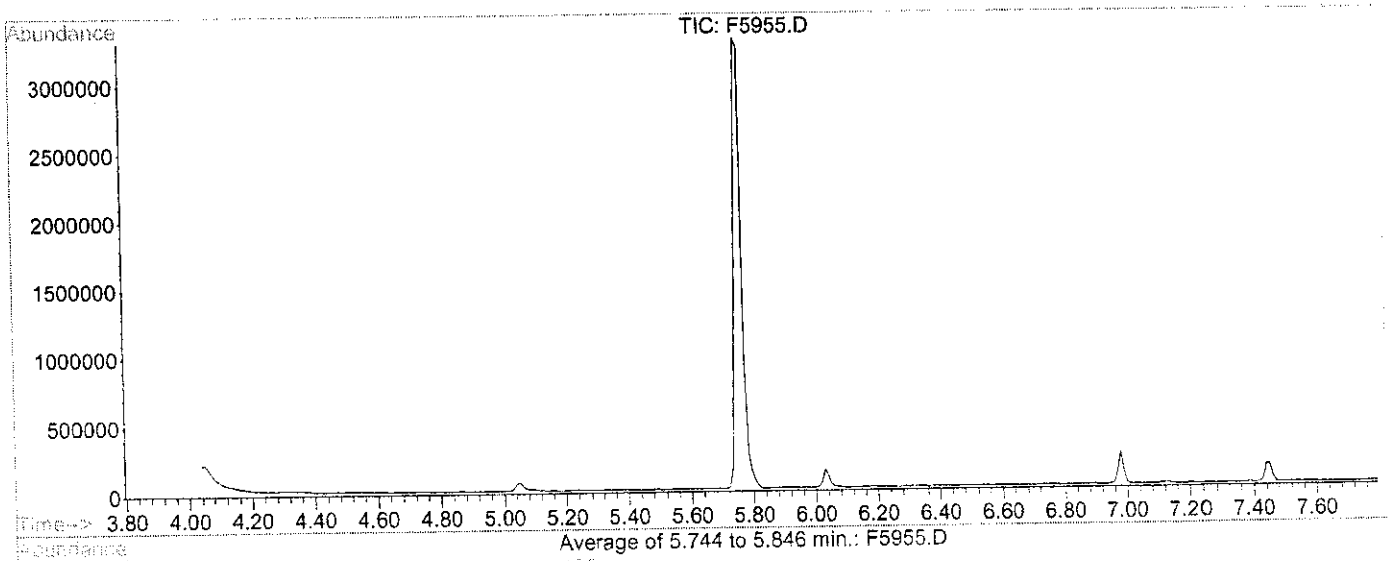

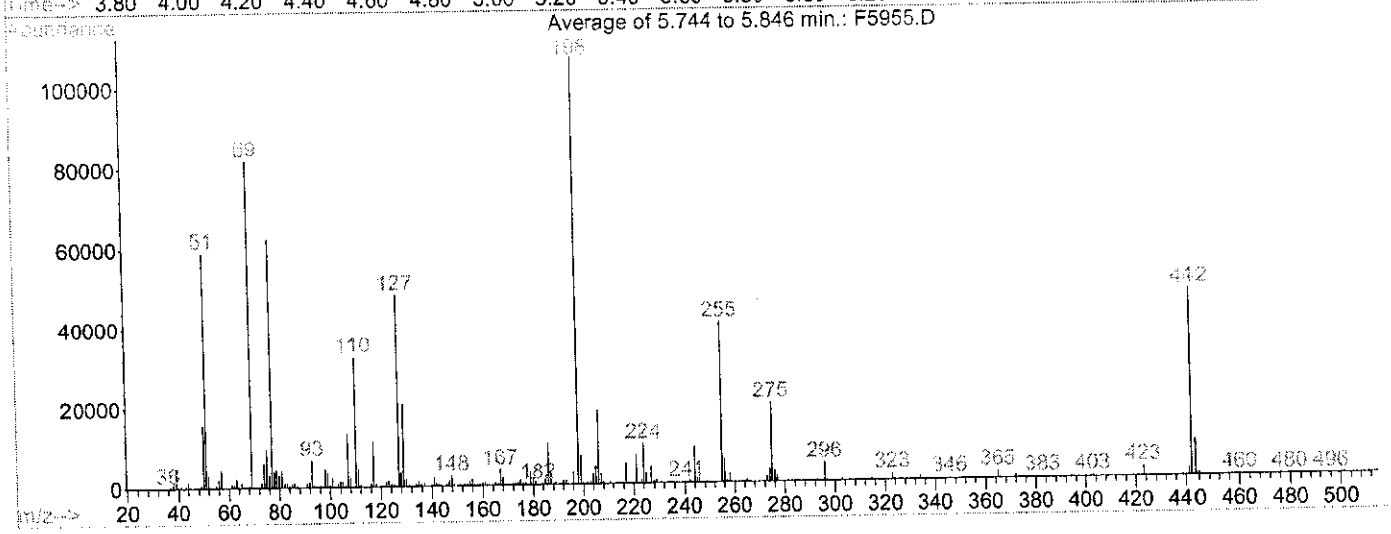

Spectrum Information: Average of 5.744 to 5.846 min.

Target Mass	Rel. to Mass	Lower Limit%	Upper Limit%	Rel. Abn%	Raw Abn	Result Pass/Fail
51	198	30	60	55.2	59075	PASS
68	69	0.00	2	0.5	414	PASS
69	198	0.00	100	76.5	81920	PASS
70	69	0.00	2	0.5	400	PASS
127	198	40	60	45.0	48228	PASS
197	198	0.00	1	0.0	0	PASS
198	198	100	100	100.0	107057	PASS
199	198	5	9	6.6	7032	PASS
275	198	10	30	18.4	19709	PASS
365	198	1	100	1.6	1672	PASS
441	443	0.01	100	22.1	1950	PASS
442	198	40	100	44.1	47187	PASS
443	442	17	23	18.7	8822	PASS

Sr-294

F5955.D SVF80809.M Tue Aug 22 10:50:16 2006

DFTPP

Data File : D:\E\DATA\AUG06\E0809\E2479.D
Acq On : 9 Aug 2006 12:35 pm
Sample : STUNE
Misc :
MS Integration Params: rteint.p
Method : D:\E\METHODS\SVE80720.M (RTE Integrator)
Title : SEMI-VOA 8270 CALIBRATION HP5971BE

Vial: 24
Operator:
Inst : GC/MS Ins
Multiplr: 1.00

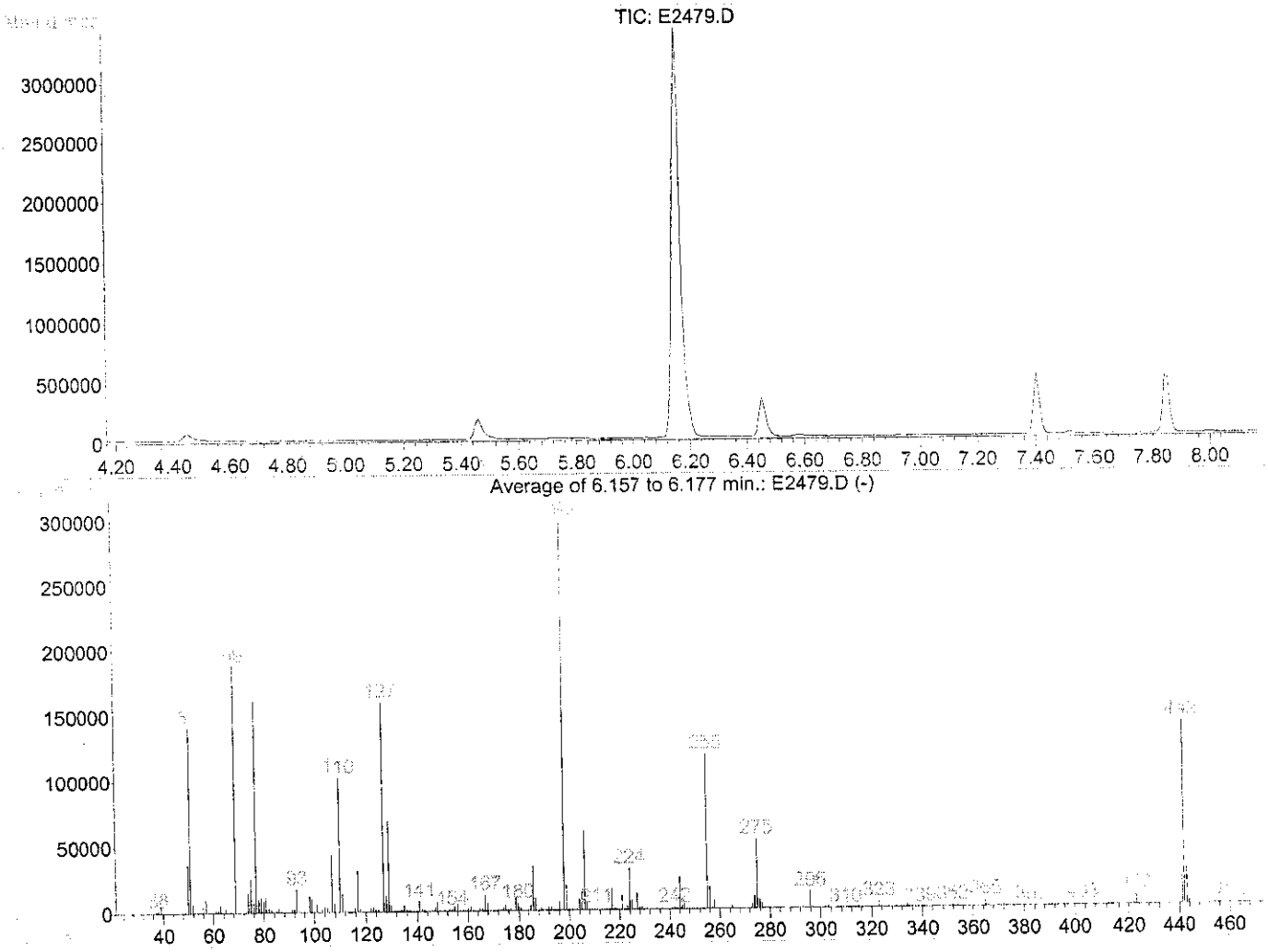

Spectrum Information: Average of 6.157 to 6.177 min.

Target Mass	Rel. to Mass	Lower Limit%	Upper Limit%	Rel. Abn%	Raw Abn	Result Pass/Fail
51	198	30	60	46.6	140765	PASS
68	69	0.00	2	0.0	0	PASS
69	198	0.00	100	62.5	188775	PASS
70	69	0.00	2	0.4	680	PASS
127	198	40	60	53.1	160175	PASS
197	198	0.00	1	0.0	0	PASS
198	198	100	100	100.0	301867	PASS
199	198	5	9	6.7	20215	PASS
275	198	10	30	17.5	52853	PASS
365	198	1	100	1.7	5208	PASS
441	443	0.01	100	77.9	21455	PASS
442	198	40	100	46.5	140240	PASS
443	442	17	23	19.6	27536	PASS

SV-295

E2479.D SVE80720.M Mon Aug 14 16:04:02 2006

DFTPP

Data File : E:\F\DATA\AUG06\F0809\F5961.D
Acq On : 9 Aug 2006 14:30
Sample : STUNE
Misc : WATER 08/08/06
MS Integration Params: rteint.p
Method : E:\F\METHODS\SVF80809.M (RTE Integrator)
Title : SEMI-VOA 8270 CALIBRATION HP5971AF

Vial: 24
Operator: JOSE
Inst : HP5971AF
Multiplr: 1.00

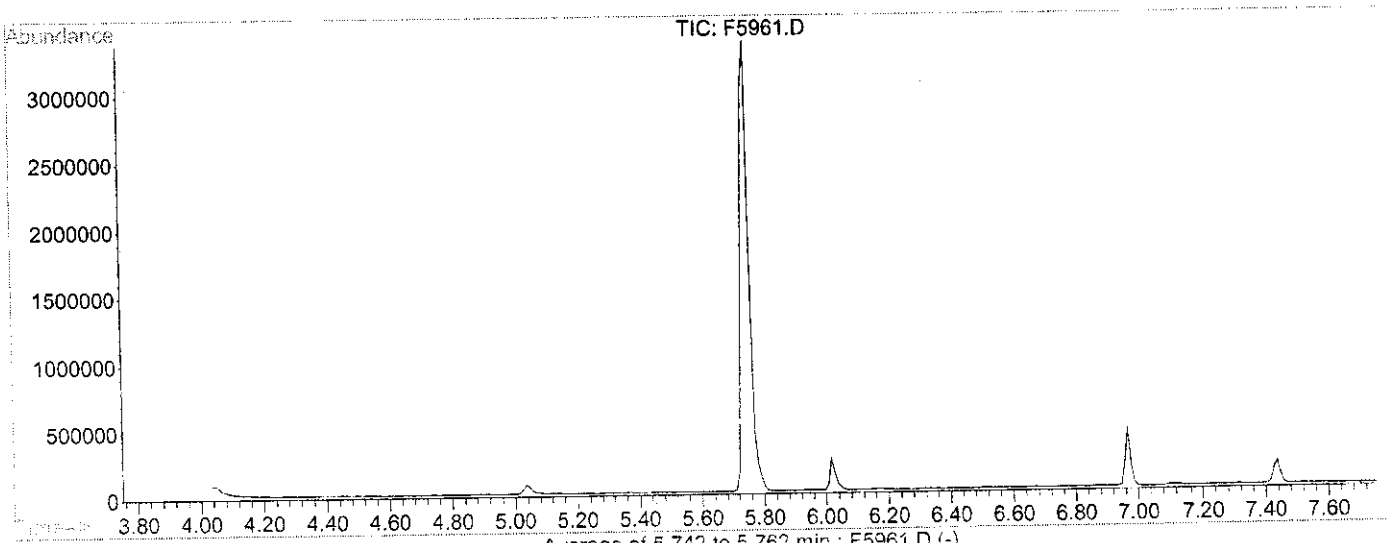

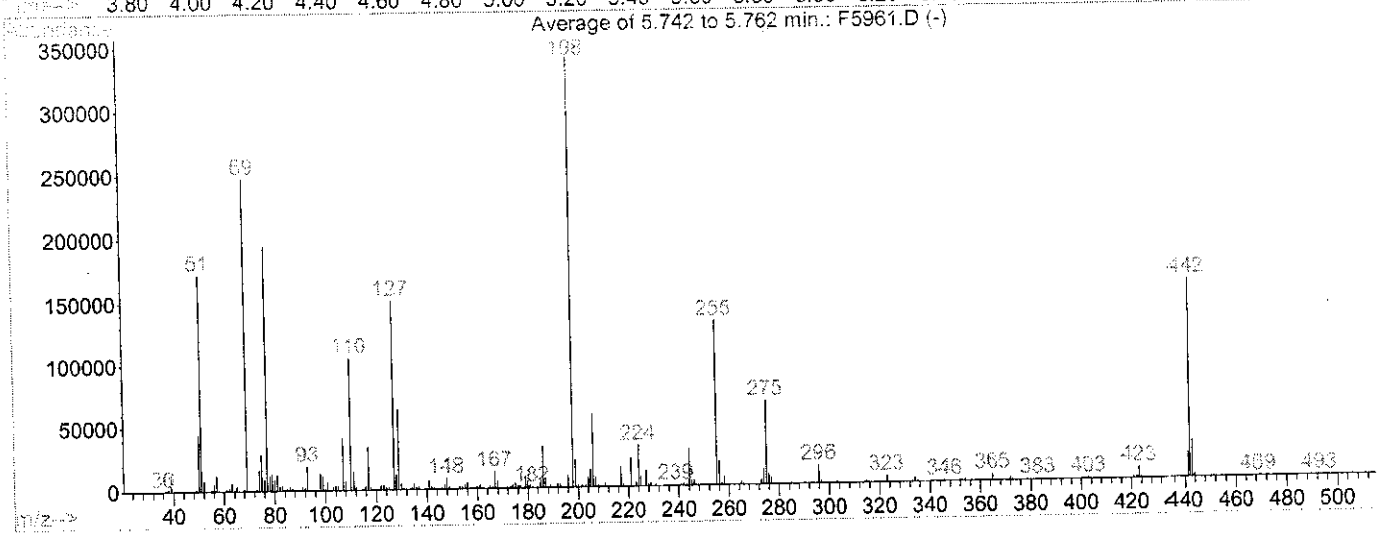

Spectrum Information: Average of 5.742 to 5.762 min.

Target Mass	Rel. to Mass	Lower Limit%	Upper Limit%	Rel. Abn%	Raw Abn	Result Pass/Fail
51	198	30	60	50.7	172364	PASS
68	69	0.00	2	0.5	1247	PASS
69	198	0.00	100	72.7	247267	PASS
70	69	0.00	2	0.3	862	PASS
127	198	40	60	44.3	150821	PASS
197	198	0.00	1	0.0	0	PASS
198	198	100	100	100.0	340224	PASS
199	198	5	9	6.5	21991	PASS
275	198	10	30	19.5	66304	PASS
365	198	1	100	1.6	5291	PASS
441	443	0.01	100	66.2	19485	PASS
442	198	40	100	46.6	158543	PASS
443	442	17	23	18.6	29427	PASS

SV-296

F5961.D SVF80809.M Mon Aug 14 13:57:06 2006

DFTPP

Data File : E:\F\DATA\AUG06\F0810\F5972.D
Acq On : 10 Aug 2006 9:26
Sample : STUNE
Misc : WATER 08/08/06
MS Integration Params: rteint.p
Method : E:\F\METHODS\SVF80809.M (RTE Integrator)
Title : SEMI-VOA 8270 CALIBRATION HP5971AF

Vial: 24
Operator: JOSE
Inst : HP5971AF
Multiplr: 1.00

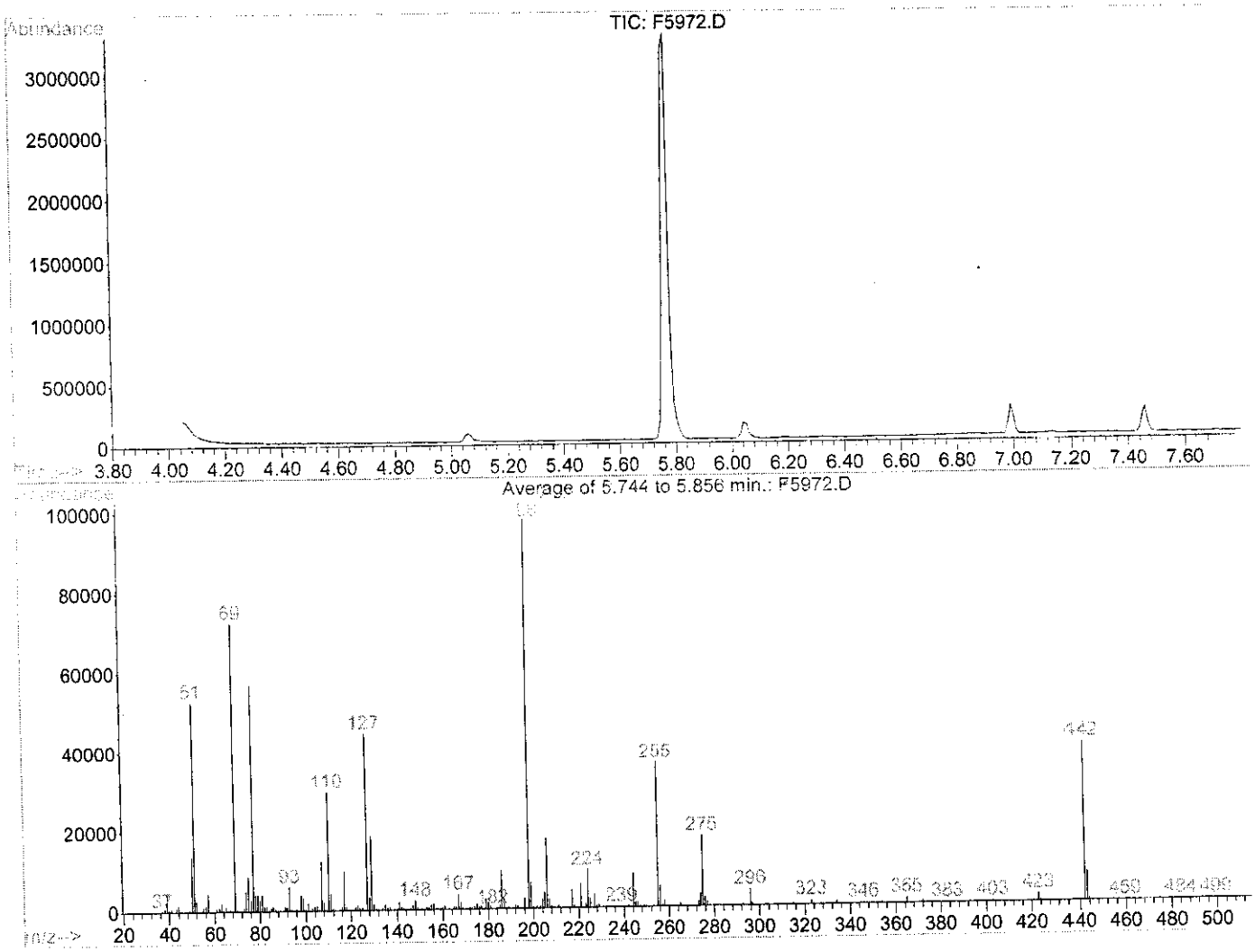

Spectrum Information: Average of 5.744 to 5.856 min.

Target Mass	Rel. to Mass	Lower Limit%	Upper Limit%	Rel. Abn%	Raw Abn	Result Pass/Fail
51	198	30	60	53.8	52740	PASS
68	69	0.00	2	0.4	307	PASS
69	198	0.00	100	73.9	72464	PASS
70	69	0.00	2	0.5	380	PASS
127	198	40	60	45.4	44486	PASS
197	198	0.00	1	0.0	14	PASS
198	198	100	100	100.0	98045	PASS
199	198	5	9	6.6	6434	PASS
275	198	10	30	18.0	17610	PASS
365	198	1	100	1.4	1343	PASS
441	443	0.01	100	0.1	5	PASS
442	198	40	100	40.8	40033	PASS
443	442	17	23	18.5	7390	PASS

SV-270

F5972.D SVF80809.M Mon Aug 14 13:25:16 2006

DFTPP

Data File : D:\E\DATA\AUG06\E0810\E2495.D
Acq On : 10 Aug 2006 12:04 pm
Sample : STUNE
Misc :
MS Integration Params: rteint.p
Method : D:\E\METHODS\SVE80720.M (RTE Integrator)
Title : SEMI-VOA 8270 CALIBRATION HP5971BE

Vial: 24
Operator:
Inst : GC/MS Ins
Multiplr: 1.00

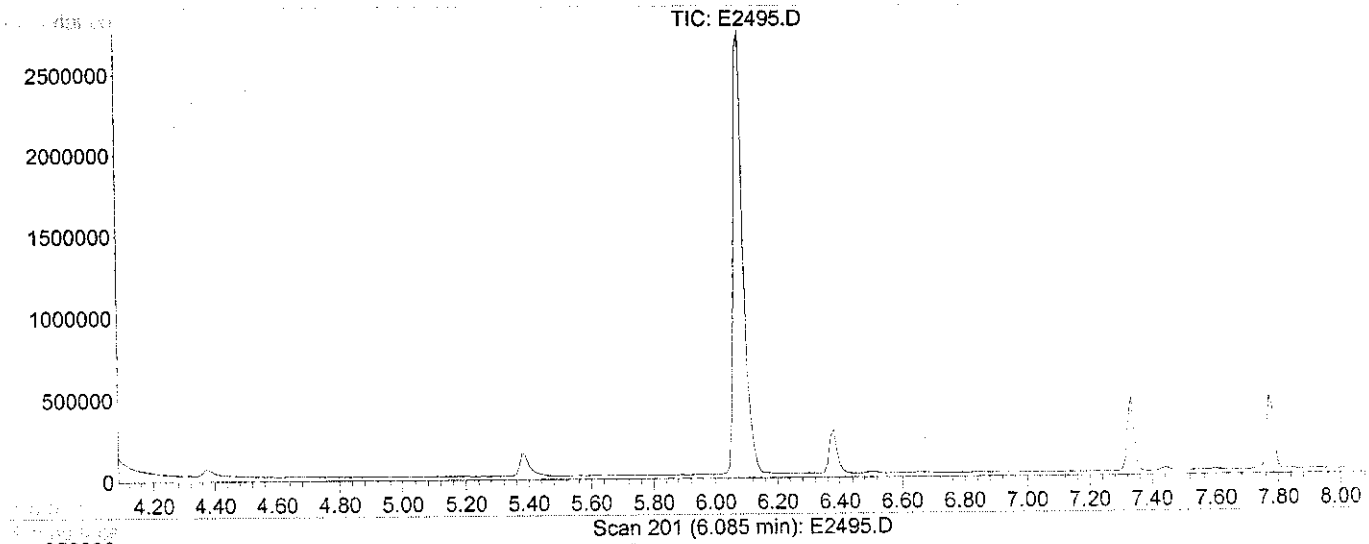

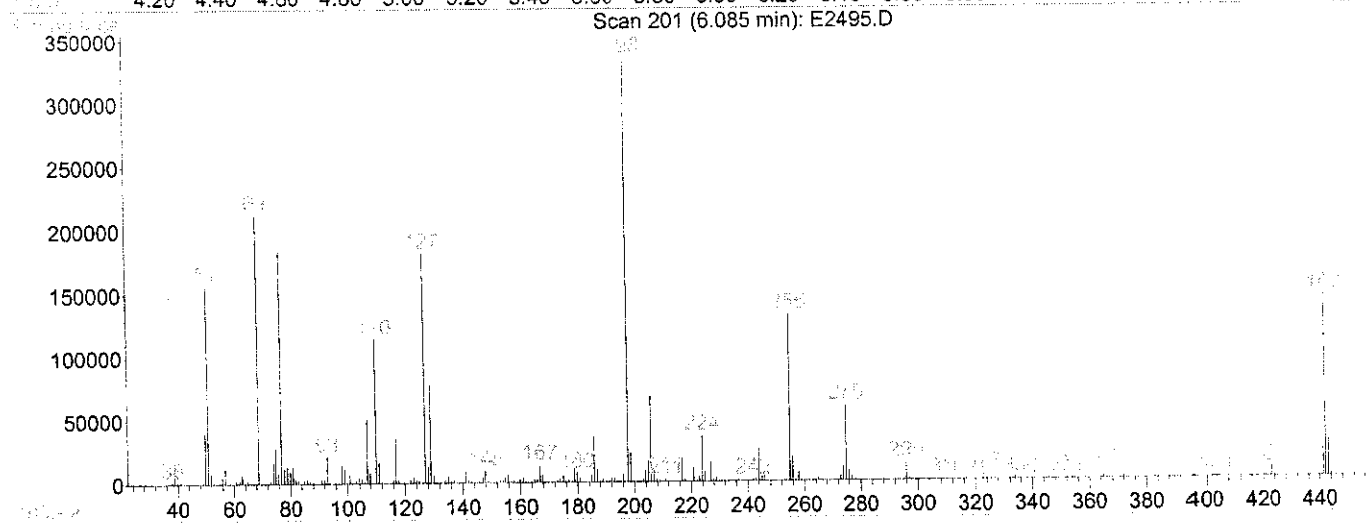

Spectrum Information: Scan 201

Target Mass	Rel. to Mass	Lower Limit%	Upper Limit%	Rel. Abn%	Raw Abn	Result Pass/Fail
51	198	30	60	46.4	156864	PASS
68	69	0.00	2	0.0	0	PASS
69	198	0.00	100	63.0	212736	PASS
70	69	0.00	2	0.5	976	PASS
127	198	40	60	53.8	181824	PASS
197	198	0.00	1	0.0	0	PASS
198	198	100	100	100.0	337792	PASS
199	198	5	9	7.0	23504	PASS
275	198	10	30	17.7	59864	PASS
365	198	1	100	1.7	5818	PASS
441	443	0.01	100	77.9	21960	PASS
442	198	40	100	42.6	143808	PASS
443	442	17	23	19.6	28184	PASS

SV-298

E2495.D SVE80720.M Mon Aug 14 16:16:08 2006

1B

SEMIVOLATILE ORGANICS ANALYSIS DATA SHEET

EPA SAMPLE NO.

SBLK68

Lab Name: ACCREDITED ANALYTICAL RESO Contract: _____

Lab Code: _____ Case No.: 2946 SAS No.: _____ SDG No.: _____

Matrix: (soil/water) WATER Lab Sample ID: SBLK68

Sample wt/vol: 1000 (g/ml) ML Lab File ID: F5923.D

Level: (low/med) LOW Date Received: _____

% Moisture: _____ decanted:(Y/N) N Date Extracted: 8/3/2006

Concentrated Extract Volume: 500 (uL) Date Analyzed: 8/4/2006

Injection Volume: 1.0 (uL) Dilution Factor: 1.0

GPC Cleanup: (Y/N) N pH: _____

CONCENTRATION UNITS:

CAS NO.	COMPOUND	(ug/L or ug/Kg) UG/L	Q
000062-75-9	N-Nitrosodimethylamine	5	U
108-95-2	Phenol	5	U
111-44-4	bis(2-Chloroethyl)ether	5	U
95-57-8	2-Chlorophenol	5	U
541-73-1	1,3-Dichlorobenzene	5	U
106-46-7	1,4-Dichlorobenzene	5	U
100-51-6	Benzyl alcohol	5	U
95-50-1	1,2-Dichlorobenzene	5	U
95-48-7	2-Methylphenol	5	U
108-60-1	bis(2-chloroisopropyl)ether	5	U
106-44-5	3&4-Methylphenol	5	U
621-64-7	N-Nitroso-di-n-propylamine	5	U
67-72-1	Hexachloroethane	5	U
98-95-3	Nitrobenzene	5	U
78-59-1	Isophorone	5	U
88-75-5	2-Nitrophenol	5	U
105-67-9	2,4-Dimethylphenol	5	U
000065-85-0	Benzoic Acid	25	U
111-91-1	bis(2-Chloroethoxy)methane	5	U
120-83-2	2,4-Dichlorophenol	5	U
120-82-1	1,2,4-Trichlorobenzene	5	U
91-20-3	Naphthalene	5	U
106-47-8	4-Chloroaniline	5	U
87-68-3	Hexachlorobutadiene	5	U
59-50-7	4-Chloro-3-methylphenol	5	U
91-57-6	2-Methylnaphthalene	5	U
77-47-4	Hexachlorocyclopentadiene	5	U
88-06-2	2,4,6-Trichlorophenol	5	U
95-95-4	2,4,5-Trichlorophenol	5	U
91-58-7	2-Chloronaphthalene	5	U
88-74-4	2-Nitroaniline	5	U
131-11-3	Dimethylphthalate	5	U
208-96-8	Acenaphthylene	5	U
99-09-2	3-Nitroaniline	5	U
83-32-9	Acenaphthene	5	U
51-28-5	2,4-Dinitrophenol	5	U
100-02-7	4-Nitrophenol	5	U

SV-299

1C

SEMIVOLATILE ORGANICS ANALYSIS DATA SHEET

EPA SAMPLE NO.

SBLK68

Lab Name: ACCREDITED ANALYTICAL RESO Contract: _____

Lab Code: _____ Case No.: 2946 SAS No.: _____ SDG No.: _____

Matrix: (soil/water) WATER Lab Sample ID: SBLK68

Sample wt/vol: 1000 (g/ml) ML Lab File ID: F5923.D

Level: (low/med) LOW Date Received: _____

% Moisture: _____ decanted:(Y/N) N Date Extracted: 8/3/2006

Concentrated Extract Volume: 500 (uL) Date Analyzed: 8/4/2006

Injection Volume: 1.0 (uL) Dilution Factor: 1.0

GPC Cleanup: (Y/N) N pH: _____

CONCENTRATION UNITS:

CAS NO.	COMPOUND	(ug/L or ug/Kg) UG/L	Q
132-64-9	Dibenzofuran	5	U
606-20-2	2,6-Dinitrotoluene	5	U
121-14-2	2,4-Dinitrotoluene	5	U
84-66-2	Diethylphthalate	5	U
7005-72-3	4-Chlorophenyl-phenylether	5	U
86-73-7	Fluorene	5	U
100-01-6	4-Nitroaniline	5	U
534-52-1	4,6-Dinitro-2-methylphenol	5	U
86-30-6	n-Nitrosodiphenylamine	5	U
101-55-3	4-Bromophenyl-phenylether	5	U
118-74-1	Hexachlorobenzene	5	U
87-86-5	Pentachlorophenol	5	U
85-01-8	Phenanthrene	5	U
120-12-7	Anthracene	5	U
84-74-2	Di-n-butylphthalate	5	U
206-44-0	Fluoranthene	5	U
129-00-0	Pyrene	5	U
85-68-7	Butylbenzylphthalate	5	U
91-94-1	3,3'-Dichlorobenzidine	5	U
56-55-3	Benzo[a]anthracene	5	U
117-81-7	bis(2-Ethylhexyl)phthalate	5	U
218-01-9	Chrysene	5	U
117-84-0	Di-n-octylphthalate	5	U
205-99-2	Benzo[b]fluoranthene	5	U
207-08-9	Benzo[k]fluoranthene	5	U
50-32-8	Benzo[a]pyrene	5	U
193-39-5	Indeno[1,2,3-cd]pyrene	5	U
53-70-3	Dibenz[a,h]anthracene	5	U
191-24-2	Benzo[g,h,i]perylene	5	U

SV-300

Quantitation Report

Data File : E:\F\DATA\AUG06\F0804\F5923.D
Acq On : 4 Aug 2006 10:20
Sample : SBLK68
Misc : WATER 08/03/06
MS Integration Params: rteint.p
Quant Time: Aug 8 9:47 2006

Vial: 1
Operator: JOSE
Inst : HP5971AF
Multiplr: 1.00

Quant Results File: SVF80725.RES

Method : E:\F\METHODS\SVF80725.M (RTE Integrator)
Title : SEMI-VOA 8270 CALIBRATION HP5971AF
Last Update : Tue Aug 08 13:01:22 2006
Response via : Initial Calibration



SV-301

Quantitation Report (QT Reviewed)

Data File : E:\F\DATA\AUG06\F0804\F5923.D
Acq On : 4 Aug 2006 10:20
Sample : SBLK68
Misc : WATER 08/03/06
MS Integration Params: rteint.p
Quant Time: Aug 8 9:47 2006

Vial: 1
Operator: JOSE
Inst : HP5971AF
Multiplr: 1.00

Quant Results File: SVF80725.RES

Quant Method : E:\F\METHODS\SVF80725.M (RTE Integrator)
Title : SEMI-VOA 8270 CALIBRATION HP5971AF
Last Update : Fri Aug 04 10:10:24 2006
Response via : Initial Calibration
DataAcq Meth : SVF80725

Internal Standards	R.T.	QIon	Response	Conc Units	Dev(Min)
1) 1,4-Dichlorobenzene-d4	10.02	152	390343	40.00 ul/l	-0.02
19) Naphthalene-d8	13.22	136	1602548	40.00 ul/l	-0.03
34) Acenaphthene-d10	17.75	164	780159	40.00 ul/l	-0.03
55) Phenanthrene-d10	21.51	188	1052739	40.00 ul/l	-0.02
68) Chrysene-d12	28.30	240	890947	40.00 ul/l	-0.05
77) Perylene-d12	31.71	264	873070	40.00 ul/l	-0.04

System Monitoring Compounds

4) 2-Fluorophenol	7.12	112	784505	50.69 ul/l	0.00
Spiked Amount 200.000	Range 21 - 100		Recovery = 25.35%		
6) Phenol-d5	9.52	99	751065	35.41 ul/l	-0.04
Spiked Amount 200.000	Range 10 - 94		Recovery = 17.70%		
20) Nitrobenzene-d5	11.52	82	935854	43.79 ul/l	-0.04
Spiked Amount 100.000	Range 35 - 114		Recovery = 43.79%		
38) 2-Fluorobiphenyl	16.08	172	1242897	48.47 ul/l	-0.03
Spiked Amount 100.000	Range 43 - 116		Recovery = 48.47%		
54) 2,4,6-Tribromophenol	19.83	330	438705	112.48 ul/l	-0.02
Spiked Amount 200.000	Range 10 - 123		Recovery = 56.24%		
71) Terphenyl-d14	25.68	244	1500359	72.15 ul/l	-0.01
Spiked Amount 100.000	Range 33 - 141		Recovery = 72.15%		

Target Compounds Qvalue

(#) = qualifier out of range (m) = manual integration
F5923.D SVF80725.M Mon Aug 14 13:23:31 2006

SV-302

1B

SEMIVOLATILE ORGANICS ANALYSIS DATA SHEET

EPA SAMPLE NO.

SBLK69

Lab Name: ACCREDITED ANALYTICAL RESO Contract: _____

Lab Code: _____ Case No.: 2946 SAS No.: _____ SDG No.: _____

Matrix: (soil/water) WATER Lab Sample ID: SBLK69

Sample wt/vol: 1000 (g/ml) ML Lab File ID: F5963.D

Level: (low/med) LOW Date Received: _____

% Moisture: _____ decanted:(Y/N) N Date Extracted: 8/4/2006

Concentrated Extract Volume: 500 (uL) Date Analyzed: 8/9/2006

Injection Volume: 1.0 (uL) Dilution Factor: 1.0

GPC Cleanup: (Y/N) N pH: _____

CONCENTRATION UNITS:

CAS NO.	COMPOUND	(ug/L or ug/Kg) UG/L	Q
000062-75-9	N-Nitrosodimethylamine	5	U
108-95-2	Phenol	5	U
111-44-4	bis(2-Chloroethyl)ether	5	U
95-57-8	2-Chlorophenol	5	U
541-73-1	1,3-Dichlorobenzene	5	U
106-46-7	1,4-Dichlorobenzene	5	U
100-51-6	Benzyl alcohol	5	U
95-50-1	1,2-Dichlorobenzene	5	U
95-48-7	2-Methylphenol	5	U
108-60-1	bis(2-chloroisopropyl)ether	5	U
106-44-5	3&4-Methylphenol	5	U
621-64-7	N-Nitroso-di-n-propylamine	5	U
67-72-1	Hexachloroethane	5	U
98-95-3	Nitrobenzene	5	U
78-59-1	Isophorone	5	U
88-75-5	2-Nitrophenol	5	U
105-67-9	2,4-Dimethylphenol	5	U
000065-85-0	Benzoic Acid	25	U
111-91-1	bis(2-Chloroethoxy)methane	5	U
120-83-2	2,4-Dichlorophenol	5	U
120-82-1	1,2,4-Trichlorobenzene	5	U
91-20-3	Naphthalene	5	U
106-47-8	4-Chloroaniline	5	U
87-68-3	Hexachlorobutadiene	5	U
59-50-7	4-Chloro-3-methylphenol	5	U
91-57-6	2-Methylnaphthalene	5	U
77-47-4	Hexachlorocyclopentadiene	5	U
88-06-2	2,4,6-Trichlorophenol	5	U
95-95-4	2,4,5-Trichlorophenol	5	U
91-58-7	2-Chloronaphthalene	5	U
88-74-4	2-Nitroaniline	5	U
131-11-3	Dimethylphthalate	5	U
208-96-8	Acenaphthylene	5	U
99-09-2	3-Nitroaniline	5	U
83-32-9	Acenaphthene	5	U
51-28-5	2,4-Dinitrophenol	5	U
100-02-7	4-Nitrophenol	5	U

SV-303

1C

SEMIVOLATILE ORGANICS ANALYSIS DATA SHEET

EPA SAMPLE NO.

SBLK69

Lab Name: ACCREDITED ANALYTICAL RESO Contract: _____

Lab Code: _____ Case No.: 2946 SAS No.: _____ SDG No.: _____

Matrix: (soil/water) WATER Lab Sample ID: SBLK69

Sample wt/vol: 1000 (g/ml) ML Lab File ID: F5963.D

Level: (low/med) LOW Date Received: _____

% Moisture: _____ decanted:(Y/N) N Date Extracted: 8/4/2006

Concentrated Extract Volume: 500 (uL) Date Analyzed: 8/9/2006

Injection Volume: 1.0 (uL) Dilution Factor: 1.0

GPC Cleanup: (Y/N) N pH: _____

CONCENTRATION UNITS:

CAS NO.	COMPOUND	(ug/L or ug/Kg) UG/L	Q
132-64-9	Dibenzofuran	5	U
606-20-2	2,6-Dinitrotoluene	5	U
121-14-2	2,4-Dinitrotoluene	5	U
84-66-2	Diethylphthalate	5	U
7005-72-3	4-Chlorophenyl-phenylether	5	U
86-73-7	Fluorene	5	U
100-01-6	4-Nitroaniline	5	U
534-52-1	4,6-Dinitro-2-methylphenol	5	U
86-30-6	n-Nitrosodiphenylamine	5	U
101-55-3	4-Bromophenyl-phenylether	5	U
118-74-1	Hexachlorobenzene	5	U
87-86-5	Pentachlorophenol	5	U
85-01-8	Phenanthrene	5	U
120-12-7	Anthracene	5	U
84-74-2	Di-n-butylphthalate	5	U
206-44-0	Fluoranthene	5	U
129-00-0	Pyrene	5	U
85-68-7	Butylbenzylphthalate	5	U
91-94-1	3,3'-Dichlorobenzidine	5	U
56-55-3	Benzo[a]anthracene	5	U
117-81-7	bis(2-Ethylhexyl)phthalate	5	U
218-01-9	Chrysene	5	U
117-84-0	Di-n-octylphthalate	5	U
205-99-2	Benzo[b]fluoranthene	5	U
207-08-9	Benzo[k]fluoranthene	5	U
50-32-8	Benzo[a]pyrene	5	U
193-39-5	Indeno[1,2,3-cd]pyrene	5	U
53-70-3	Dibenz[a,h]anthracene	5	U
191-24-2	Benzo[g,h,i]perylene	5	U

SV-304

Quantitation Report

Data File : E:\F\DATA\AUG06\F0809\F5963.D
Acq On : 9 Aug 2006 15:32
Sample : SBLK69
Misc : WATER 08/04/06
MS Integration Params: rteint.p
Quant Time: Aug 10 13:23 2006

Vial: 1
Operator: JOSE
Inst : HP5971AF
Multiplr: 1.00

Quant Results File: SVF80809.RES

Method : E:\F\METHODS\SVF80809.M (RTE Integrator)
Title : SEMI-VOA 8270 CALIBRATION HP5971AF
Last Update : Mon Aug 14 13:58:26 2006
Response via : Initial Calibration



SV-305

Quantitation Report (QT/LSC Reviewed)

Data File : E:\F\DATA\AUG06\F0809\F5963.D
Acq On : 9 Aug 2006 15:32
Sample : SBLK69
Misc : WATER 08/04/06
MS Integration Params: rteint.p
Quant Time: Aug 10 13:23 2006

Vial: 1
Operator: JOSE
Inst : HP5971AF
Multiplr: 1.00
Quant Results File: SVF80809.RES

Quant Method : E:\F\METHODS\SVF80809.M (RTE Integrator)
Title : SEMI-VOA 8270 CALIBRATION HP5971AF
Last Update : Wed Aug 09 14:22:01 2006
Response via : Initial Calibration
DataAcq Meth : SVF80809

Internal Standards	R.T.	QIon	Response	Conc	Units	Dev(Min)
1) 1,4-Dichlorobenzene-d4	9.96	152	303438	40.00	ul/l	-0.09
19) Naphthalene-d8	13.17	136	1147018	40.00	ul/l	-0.11
34) Acenaphthene-d10	17.70	164	569340	40.00	ul/l	-0.11
55) Phenanthrene-d10	21.45	188	782042	40.00	ul/l	-0.11
68) Chrysene-d12	28.26	240	654748	40.00	ul/l	-0.12
77) Perylene-d12	31.66	264	588656	40.00	ul/l	-0.12

System Monitoring Compounds

4) 2-Fluorophenol	7.15	112	470428	39.84	ul/l	0.00
Spiked Amount 200.000	Range 21 - 100		Recovery = 19.92%#			
6) Phenol-d5	9.58	99	456601	27.30	ul/l	-0.02
Spiked Amount 200.000	Range 10 - 94		Recovery = 13.65%			
20) Nitrobenzene-d5	11.48	82	785585	56.24	ul/l	-0.11
Spiked Amount 100.000	Range 35 - 114		Recovery = 56.24%			
38) 2-Fluorobiphenyl	16.03	172	1065627	62.18	ul/l	-0.11
Spiked Amount 100.000	Range 43 - 116		Recovery = 62.18%			
54) 2,4,6-Tribromophenol	19.79	330	345942	123.18	ul/l	-0.09
Spiked Amount 200.000	Range 10 - 123		Recovery = 61.59%			
71) Terphenyl-d14	25.63	244	1538817	98.21	ul/l	-0.08
Spiked Amount 100.000	Range 33 - 141		Recovery = 98.21%			

Target Compounds Qvalue

(#) = qualifier out of range (m) = manual integration
F5963.D SVF80809.M Tue Aug 15 15:22:28 2006

SV-306

1B

SEMIVOLATILE ORGANICS ANALYSIS DATA SHEET

EPA SAMPLE NO.

SBLK68

Lab Name: ACCREDITED ANALYTICAL RESO Contract: _____

Lab Code: _____ Case No.: 2946 SAS No.: _____ SDG No.: _____

Matrix: (soil/water) WATER Lab Sample ID: SBLK68

Sample wt/vol: 1000 (g/ml) ML Lab File ID: E2498.D

Level: (low/med) LOW Date Received: _____

% Moisture: _____ decanted:(Y/N) N Date Extracted: 8/3/06

Concentrated Extract Volume: 500 (uL) Date Analyzed: 8/10/06

Injection Volume: 1.0 (uL) Dilution Factor: 1.0

GPC Cleanup: (Y/N) N pH: _____

CONCENTRATION UNITS:

CAS NO.	COMPOUND	(ug/L or ug/Kg) UG/L	Q
000062-75-9	N-Nitrosodimethylamine	5	U
108-95-2	Phenol	5	U
111-44-4	bis(2-Chloroethyl)ether	5	U
95-57-8	2-Chlorophenol	5	U
541-73-1	1,3-Dichlorobenzene	5	U
106-46-7	1,4-Dichlorobenzene	5	U
100-51-6	Benzyl alcohol	5	U
95-50-1	1,2-Dichlorobenzene	5	U
95-48-7	2-Methylphenol	5	U
108-60-1	bis(2-chloroisopropyl)ether	5	U
106-44-5	3&4-Methylphenol	5	U
621-64-7	N-Nitroso-di-n-propylamine	5	U
67-72-1	Hexachloroethane	5	U
98-95-3	Nitrobenzene	5	U
78-59-1	Isophorone	5	U
88-75-5	2-Nitrophenol	5	U
105-67-9	2,4-Dimethylphenol	5	U
000065-85-0	Benzoic Acid	25	U
111-91-1	bis(2-Chloroethoxy)methane	5	U
120-83-2	2,4-Dichlorophenol	5	U
120-82-1	1,2,4-Trichlorobenzene	5	U
91-20-3	Naphthalene	5	U
106-47-8	4-Chloroaniline	5	U
87-68-3	Hexachlorobutadiene	5	U
59-50-7	4-Chloro-3-methylphenol	5	U
91-57-6	2-Methylnaphthalene	5	U
77-47-4	Hexachlorocyclopentadiene	5	U
88-06-2	2,4,6-Trichlorophenol	5	U
95-95-4	2,4,5-Trichlorophenol	5	U
91-58-7	2-Chloronaphthalene	5	U
88-74-4	2-Nitroaniline	5	U
131-11-3	Dimethylphthalate	5	U
208-96-8	Acenaphthylene	5	U
99-09-2	3-Nitroaniline	5	U
83-32-9	Acenaphthene	5	U
51-28-5	2,4-Dinitrophenol	5	U
100-02-7	4-Nitrophenol	5	U

SV-307

1C

SEMIVOLATILE ORGANICS ANALYSIS DATA SHEET

EPA SAMPLE NO.

SBLK68

Lab Name: ACCREDITED ANALYTICAL RESO Contract:

Lab Code: Case No.: 2946 SAS No.: SDG No.:

Matrix: (soil/water) WATER Lab Sample ID: SBLK68

Sample wt/vol: 1000 (g/ml) ML Lab File ID: E2498.D

Level: (low/med) LOW Date Received:

% Moisture: decanted:(Y/N) N Date Extracted: 8/3/06

Concentrated Extract Volume: 500 (uL) Date Analyzed: 8/10/06

Injection Volume: 1.0 (uL) Dilution Factor: 1.0

GPC Cleanup: (Y/N) N pH:

CONCENTRATION UNITS:

CAS NO.	COMPOUND	(ug/L or ug/Kg) UG/L	Q
132-64-9	Dibenzofuran	5	U
606-20-2	2,6-Dinitrotoluene	5	U
121-14-2	2,4-Dinitrotoluene	5	U
84-66-2	Diethylphthalate	5	U
7005-72-3	4-Chlorophenyl-phenylether	5	U
86-73-7	Fluorene	5	U
100-01-6	4-Nitroaniline	5	U
534-52-1	4,6-Dinitro-2-methylphenol	5	U
86-30-6	n-Nitrosodiphenylamine	5	U
101-55-3	4-Bromophenyl-phenylether	5	U
118-74-1	Hexachlorobenzene	5	U
87-86-5	Pentachlorophenol	5	U
85-01-8	Phenanthrene	5	U
120-12-7	Anthracene	5	U
84-74-2	Di-n-butylphthalate	5	U
206-44-0	Fluoranthene	5	U
129-00-0	Pyrene	5	U
85-68-7	Butylbenzylphthalate	0.6	J
91-94-1	3,3'-Dichlorobenzidine	5	U
56-55-3	Benzo[a]anthracene	5	U
117-81-7	bis(2-Ethylhexyl)phthalate	5	U
218-01-9	Chrysene	5	U
117-84-0	Di-n-octylphthalate	5	U
205-99-2	Benzo[b]fluoranthene	5	U
207-08-9	Benzo[k]fluoranthene	5	U
50-32-8	Benzo[a]pyrene	5	U
193-39-5	Indeno[1,2,3-cd]pyrene	5	U
53-70-3	Dibenz[a,h]anthracene	5	U
191-24-2	Benzo[g,h,i]perylene	5	U

SV-303

Quantitation Report

Data File : D:\E\DATA\AUG06\E0810\E2498.D
Acq On : 10 Aug 2006 2:36 pm
Sample : SBLK68
Misc : WATER 08/03/06
MS Integration Params: rteint.p
Quant Time: Aug 11 9:50 2006

Vial: 2
Operator:
Inst : GC/MS Ins
Multiplr: 1.00
Quant Results File: SVE80720.RES

Method : D:\E\METHODS\SVE80720.M (RTE Integrator)
Title : SEMI-VOA 8270 CALIBRATION HP5971BE
Last Update : Thu Aug 24 16:29:46 2006
Response via : Initial Calibration

TIC: E2498.D

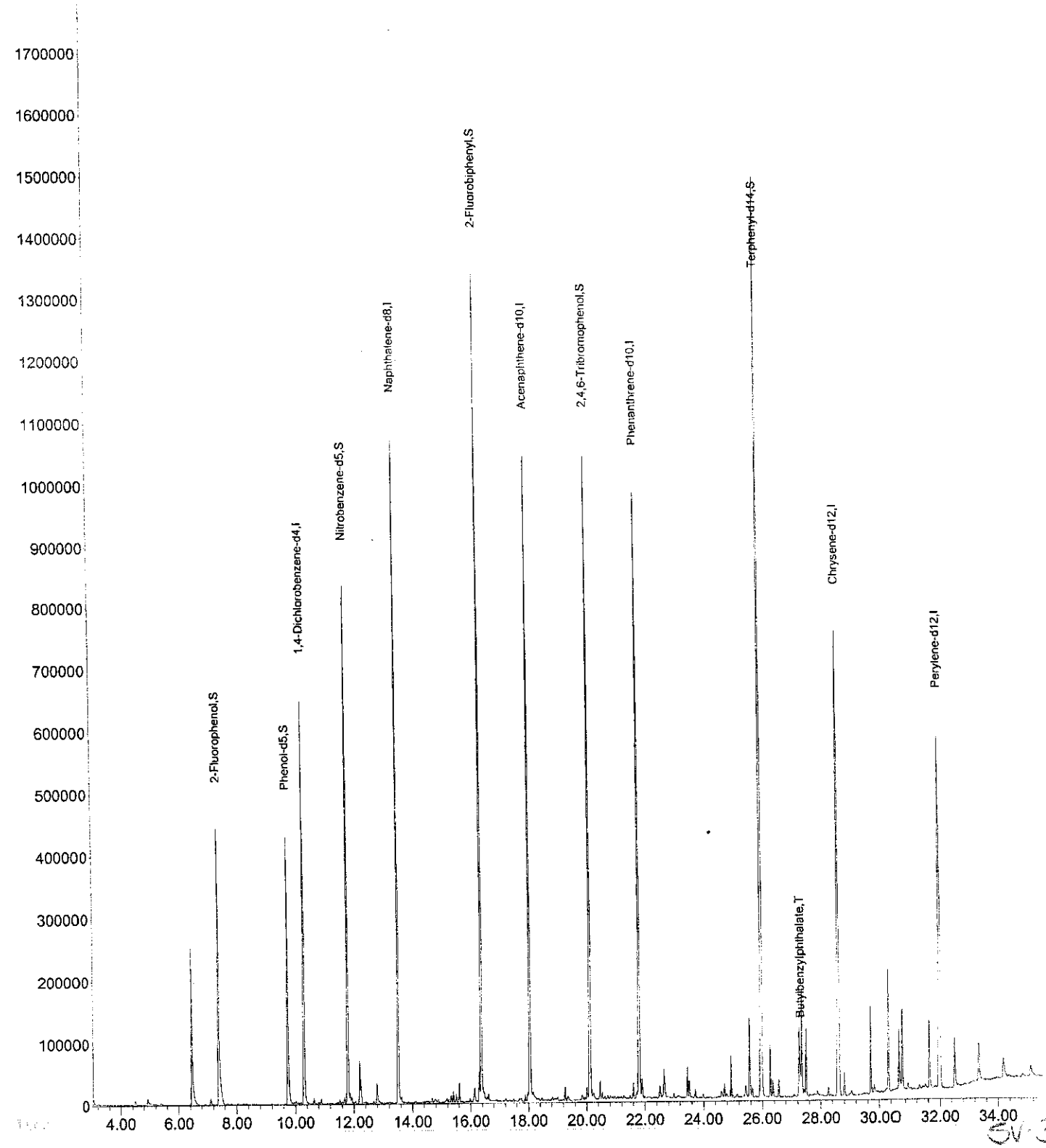

SV-309

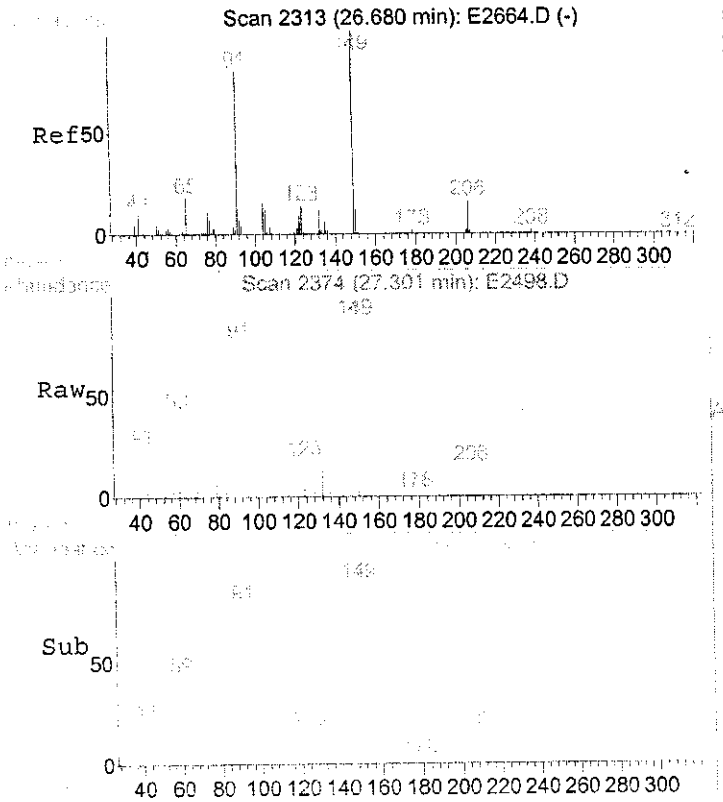

#72
Butylbenzylphthalate
Concen: 1.12 ul/l
RT: 27.30 min Scan# 2374
Delta R.T. -0.05 min
Lab File: E2498.D
Acq: 10 Aug 2006 2:36 pm

Tgt Ion:149 Resp: 18448

Ion	Ratio	Lower	Upper
149	100		
91	82.4	42.9	82.9
206	14.5	0.0	37.3

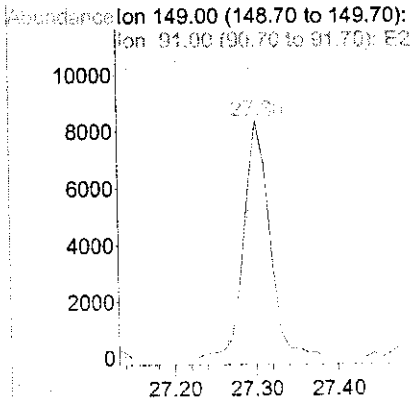

SV-310

Quantitation Report (QT Reviewed)

Data File : D:\E\DATA\AUG06\E0810\E2498.D
Acq On : 10 Aug 2006 2:36 pm
Sample : SBLK68
Misc : WATER 08/03/06
MS Integration Params: rteint.p
Quant Time: Aug 11 9:50 2006

Vial: 2
Operator:
Inst : GC/MS Ins
Multiplr: 1.00
Quant Results File: SVE80720.RES

Quant Method : D:\E\METHODS\SVE80720.M (RTE Integrator)
Title : SEMI-VOA 8270 CALIBRATION HP5971BE
Last Update : Thu Aug 10 13:42:06 2006
Response via : Initial Calibration
DataAcq Meth : SVE80720

Internal Standards	R.T.	QIon	Response	Conc	Units	Dev(Min)
1) 1,4-Dichlorobenzene-d4	10.30	152	217647	40.00	ul/l	-0.01
19) Naphthalene-d8	13.52	136	1029128	40.00	ul/l	-0.01
34) Acenaphthene-d10	18.06	164	552469	40.00	ul/l	-0.03
55) Phenanthrene-d10	21.81	188	817851	40.00	ul/l	-0.01
68) Chrysene-d12	28.61	240	624173	40.00	ul/l	-0.05
77) Perylene-d12	32.00	264	510460	40.00	ul/l	-0.04

System Monitoring Compounds

4) 2-Fluorophenol	7.38	112	332510	42.08	ul/l	0.02
Spiked Amount 200.000	Range 21 - 100		Recovery = 21.04%			
6) Phenol-d5	9.75	99	349458	33.20	ul/l	-0.03
Spiked Amount 200.000	Range 10 - 94		Recovery = 16.60%			
20) Nitrobenzene-d5	11.80	82	643323	55.73	ul/l	-0.01
Spiked Amount 100.000	Range 35 - 114		Recovery = 55.73%			
38) 2-Fluorobiphenyl	16.38	172	915522	54.07	ul/l	-0.01
Spiked Amount 100.000	Range 43 - 116		Recovery = 54.07%			
54) 2,4,6-Tribromophenol	20.12	330	222358	104.42	ul/l	-0.03
Spiked Amount 200.000	Range 10 - 123		Recovery = 52.21%			
71) Terphenyl-d14	25.98	244	1288844	79.49	ul/l	0.00
Spiked Amount 100.000	Range 33 - 141		Recovery = 79.49%			

Target Compounds						Qvalue
72) Butylbenzylphthalate	27.30	149	18448	1.12	ul/l	79

(#) = qualifier out of range (m) = manual integration
E2498.D SVE80720.M Mon Aug 28 11:41:13 2006

SV-311

1B

SEMIVOLATILE ORGANICS ANALYSIS DATA SHEET

EPA SAMPLE NO.

SBLK69

Lab Name: ACCREDITED ANALYTICAL RESO Contract: _____

Lab Code: _____ Case No.: 2946 SAS No.: _____ SDG No.: _____

Matrix: (soil/water) WATER Lab Sample ID: SBLK69

Sample wt/vol: 1000 (g/ml) ML Lab File ID: E2497.D

Level: (low/med) LOW Date Received: _____

% Moisture: _____ decanted:(Y/N) N Date Extracted: 8/4/06

Concentrated Extract Volume: 500 (uL) Date Analyzed: 8/10/06

Injection Volume: 1.0 (uL) Dilution Factor: 1.0

GPC Cleanup: (Y/N) N pH: _____

CONCENTRATION UNITS:

CAS NO.	COMPOUND	(ug/L or ug/Kg) UG/L	Q
000062-75-9	N-Nitrosodimethylamine	5	U
108-95-2	Phenol	5	U
111-44-4	bis(2-Chloroethyl)ether	5	U
95-57-8	2-Chlorophenol	5	U
541-73-1	1,3-Dichlorobenzene	5	U
106-46-7	1,4-Dichlorobenzene	5	U
100-51-6	Benzyl alcohol	5	U
95-50-1	1,2-Dichlorobenzene	5	U
95-48-7	2-Methylphenol	5	U
108-60-1	bis(2-chloroisopropyl)ether	5	U
106-44-5	3&4-Methylphenol	5	U
621-64-7	N-Nitroso-di-n-propylamine	5	U
67-72-1	Hexachloroethane	5	U
98-95-3	Nitrobenzene	5	U
78-59-1	Isophorone	5	U
88-75-5	2-Nitrophenol	5	U
105-67-9	2,4-Dimethylphenol	5	U
000065-85-0	Benzoic Acid	25	U
111-91-1	bis(2-Chloroethoxy)methane	5	U
120-83-2	2,4-Dichlorophenol	5	U
120-82-1	1,2,4-Trichlorobenzene	5	U
91-20-3	Naphthalene	5	U
106-47-8	4-Chloroaniline	5	U
87-68-3	Hexachlorobutadiene	5	U
59-50-7	4-Chloro-3-methylphenol	5	U
91-57-6	2-Methylnaphthalene	5	U
77-47-4	Hexachlorocyclopentadiene	5	U
88-06-2	2,4,6-Trichlorophenol	5	U
95-95-4	2,4,5-Trichlorophenol	5	U
91-58-7	2-Chloronaphthalene	5	U
88-74-4	2-Nitroaniline	5	U
131-11-3	Dimethylphthalate	5	U
208-96-8	Acenaphthylene	5	U
99-09-2	3-Nitroaniline	5	U
83-32-9	Acenaphthene	5	U
51-28-5	2,4-Dinitrophenol	5	U
100-02-7	4-Nitrophenol	5	U

SV-312

1C

SEMIVOLATILE ORGANICS ANALYSIS DATA SHEET

EPA SAMPLE NO.

SBLK69

Lab Name: ACCREDITED ANALYTICAL RESO Contract:

Lab Code: Case No.: 2946 SAS No.: SDG No.:

Matrix: (soil/water) WATER Lab Sample ID: SBLK69

Sample wt/vol: 1000 (g/ml) ML Lab File ID: E2497.D

Level: (low/med) LOW Date Received:

% Moisture: decanted:(Y/N) N Date Extracted: 8/4/06

Concentrated Extract Volume: 500 (uL) Date Analyzed: 8/10/06

Injection Volume: 1.0 (uL) Dilution Factor: 1.0

GPC Cleanup: (Y/N) N pH:

CONCENTRATION UNITS:

CAS NO.	COMPOUND	(ug/L or ug/Kg) UG/L	Q
132-64-9	Dibenzofuran	5	U
606-20-2	2,6-Dinitrotoluene	5	U
121-14-2	2,4-Dinitrotoluene	5	U
84-66-2	Diethylphthalate	5	U
7005-72-3	4-Chlorophenyl-phenylether	5	U
86-73-7	Fluorene	5	U
100-01-6	4-Nitroaniline	5	U
534-52-1	4,6-Dinitro-2-methylphenol	5	U
86-30-6	n-Nitrosodiphenylamine	5	U
101-55-3	4-Bromophenyl-phenylether	5	U
118-74-1	Hexachlorobenzene	5	U
87-86-5	Pentachlorophenol	5	U
85-01-8	Phenanthrene	5	U
120-12-7	Anthracene	5	U
84-74-2	Di-n-butylphthalate	5	U
206-44-0	Fluoranthene	5	U
129-00-0	Pyrene	5	U
85-68-7	Butylbenzylphthalate	5	U
91-94-1	3,3'-Dichlorobenzidine	5	U
56-55-3	Benzo[a]anthracene	5	U
117-81-7	bis(2-Ethylhexyl)phthalate	5	U
218-01-9	Chrysene	5	U
117-84-0	Di-n-octylphthalate	5	U
205-99-2	Benzo[b]fluoranthene	5	U
207-08-9	Benzo[k]fluoranthene	5	U
50-32-8	Benzo[a]pyrene	5	U
193-39-5	Indeno[1,2,3-cd]pyrene	5	U
53-70-3	Dibenz[a,h]anthracene	5	U
191-24-2	Benzo[g,h,i]perylene	5	U

SV-313

Quantitation Report

Data File : D:\E\DATA\AUG06\E0810\E2497.D
Acq On : 10 Aug 2006 1:51 pm
Sample : SBLK69
Misc : WATER 08/04/03
MS Integration Params: rteint.p
Quant Time: Aug 11 9:51 2006

Vial: 1
Operator:
Inst : GC/MS Ins
Multiplr: 1.00

Quant Results File: SVE80720.RES

Method : D:\E\METHODS\SVE80720.M (RTE Integrator)
Title : SEMI-VOA 8270 CALIBRATION HP5971BE
Last Update : Thu Aug 24 16:29:46 2006
Response via : Initial Calibration

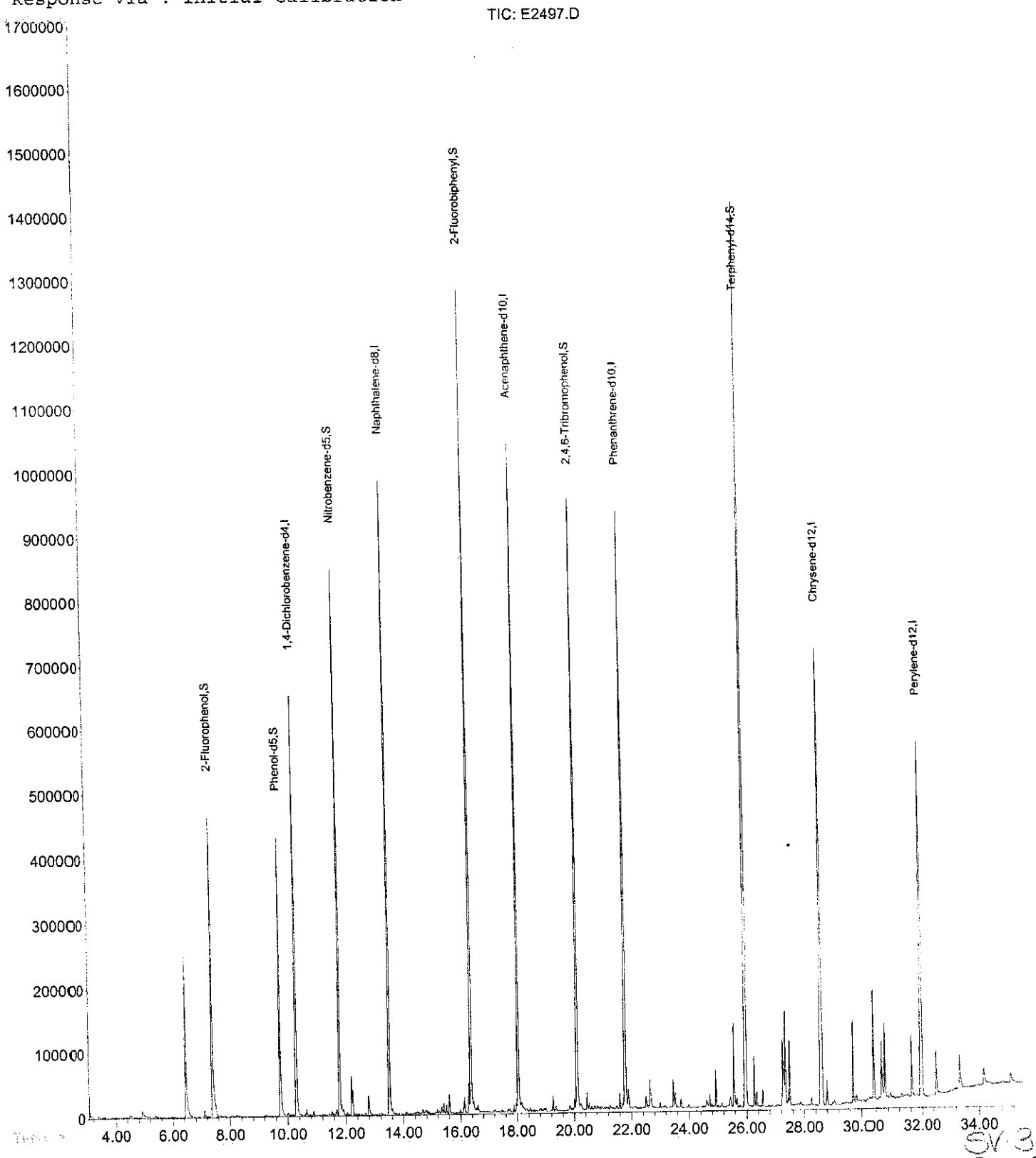

SV.314

Quantitation Report (QT Reviewed)

Data File : D:\E\DATA\AUG06\E0810\E2497.D
Acq On : 10 Aug 2006 1:51 pm
Sample : SBLK69
Misc : WATER 08/04/03
MS Integration Params: rteint.p
Quant Time: Aug 11 9:51 2006

Vial: 1
Operator:
Inst : GC/MS Ins
Multiplr: 1.00
Quant Results File: SVE80720.RES

Quant Method : D:\E\METHODS\SVE80720.M (RTE Integrator)
Title : SEMI-VOA 8270 CALIBRATION HP5971BE
Last Update : Thu Aug 10 13:42:06 2006
Response via : Initial Calibration
DataAcq Meth : SVE80720

Internal Standards	R.T.	QIon	Response	Conc	Units	Dev(Min)
1) 1,4-Dichlorobenzene-d4	10.30	152	217128	40.00	ul/l	-0.01
19) Naphthalene-d8	13.52	136	999900	40.00	ul/l	-0.01
34) Acenaphthene-d10	18.05	164	540130	40.00	ul/l	-0.03
55) Phenanthrene-d10	21.80	188	790971	40.00	ul/l	-0.02
68) Chrysene-d12	28.60	240	587649	40.00	ul/l	-0.05
77) Perylene-d12	31.99	264	477937	40.00	ul/l	-0.04

System Monitoring Compounds

4) 2-Fluorophenol	7.37	112	331536	42.06	ul/l	0.00
Spiked Amount 200.000	Range 21 - 100		Recovery = 21.03%			
6) Phenol-d5	9.75	99	342356	32.60	ul/l	-0.02
Spiked Amount 200.000	Range 10 - 94		Recovery = 16.30%			
20) Nitrobenzene-d5	11.79	82	631367	56.29	ul/l	-0.02
Spiked Amount 100.000	Range 35 - 114		Recovery = 56.29%			
38) 2-Fluorobiphenyl	16.37	172	893468	53.97	ul/l	-0.02
Spiked Amount 100.000	Range 43 - 116		Recovery = 53.97%			
54) 2,4,6-Tribromophenol	20.12	330	215014	103.28	ul/l	-0.02
Spiked Amount 200.000	Range 10 - 123		Recovery = 51.64%			
71) Terphenyl-d14	25.98	244	1210866m	79.33	ul/l	0.00
Spiked Amount 100.000	Range 33 - 141		Recovery = 79.33%			

Target Compounds Qvalue

(#) = qualifier out of range (m) = manual integration
E2497.D SVE80720.M Mon Aug 28 11:41:08 2006

SV-315

1B

SEMIVOLATILE ORGANICS ANALYSIS DATA SHEET

EPA SAMPLE NO.

SBLK68MS

Lab Name: ACCREDITED ANALYTICAL RESO Contract: _____

Lab Code: _____ Case No.: 2946 SAS No.: _____ SDG No.: _____

Matrix: (soil/water) WATER Lab Sample ID: SBLK68MS

Sample wt/vol: 1000 (g/ml) ML Lab File ID: F5924.D

Level: (low/med) LOW Date Received: _____

% Moisture: _____ decanted:(Y/N) N Date Extracted: 8/3/2006

Concentrated Extract Volume: 500 (uL) Date Analyzed: 8/4/2006

Injection Volume: 1.0 (uL) Dilution Factor: 1.0

GPC Cleanup: (Y/N) N pH: _____

CONCENTRATION UNITS:

CAS NO.	COMPOUND	(ug/L or ug/Kg) UG/L	Q
000062-75-9	N-Nitrosodimethylamine	5	U
108-95-2	Phenol	24	
111-44-4	bis(2-Chloroethyl)ether	5	U
95-57-8	2-Chlorophenol	60	
541-73-1	1,3-Dichlorobenzene	5	U
106-46-7	1,4-Dichlorobenzene	31	
100-51-6	Benzyl alcohol	5	U
95-50-1	1,2-Dichlorobenzene	5	U
95-48-7	2-Methylphenol	5	U
108-60-1	bis(2-chloroisopropyl)ether	5	U
106-44-5	3&4-Methylphenol	5	U
621-64-7	N-Nitroso-di-n-propylamine	32	
67-72-1	Hexachloroethane	5	U
98-95-3	Nitrobenzene	5	U
78-59-1	Isophorone	5	U
88-75-5	2-Nitrophenol	5	U
105-67-9	2,4-Dimethylphenol	5	U
000065-85-0	Benzoic Acid	25	U
111-91-1	bis(2-Chloroethoxy)methane	5	U
120-83-2	2,4-Dichlorophenol	5	U
120-82-1	1,2,4-Trichlorobenzene	31	
91-20-3	Naphthalene	5	U
106-47-8	4-Chloroaniline	5	U
87-68-3	Hexachlorobutadiene	5	U
59-50-7	4-Chloro-3-methylphenol	67	
91-57-6	2-Methylnaphthalene	5	U
77-47-4	Hexachlorocyclopentadiene	5	U
88-06-2	2,4,6-Trichlorophenol	5	U
95-95-4	2,4,5-Trichlorophenol	5	U
91-58-7	2-Chloronaphthalene	5	U
88-74-4	2-Nitroaniline	5	U
131-11-3	Dimethylphthalate	5	U
208-96-8	Acenaphthylene	5	U
99-09-2	3-Nitroaniline	5	U
83-32-9	Acenaphthene	36	
51-28-5	2,4-Dinitrophenol	5	U
100-02-7	4-Nitrophenol	21	

1C

SEMIVOLATILE ORGANICS ANALYSIS DATA SHEET

EPA SAMPLE NO.

SBLK68MS

Lab Name: ACCREDITED ANALYTICAL RESO Contract: _____

Lab Code: _____ Case No.: 2946 SAS No.: _____ SDG No.: _____

Matrix: (soil/water) WATER Lab Sample ID: SBLK68MS

Sample wt/vol: 1000 (g/ml) ML Lab File ID: F5924.D

Level: (low/med) LOW Date Received: _____

% Moisture: _____ decanted:(Y/N) N Date Extracted: 8/3/2006

Concentrated Extract Volume: 500 (uL) Date Analyzed: 8/4/2006

Injection Volume: 1.0 (uL) Dilution Factor: 1.0

GPC Cleanup: (Y/N) N pH: _____

CONCENTRATION UNITS:

CAS NO.	COMPOUND	(ug/L or ug/Kg) UG/L	Q
132-64-9	Dibenzofuran	5	U
606-20-2	2,6-Dinitrotoluene	5	U
121-14-2	2,4-Dinitrotoluene	44	
84-66-2	Diethylphthalate	5	U
7005-72-3	4-Chlorophenyl-phenylether	5	U
86-73-7	Fluorene	5	U
100-01-6	4-Nitroaniline	5	U
534-52-1	4,6-Dinitro-2-methylphenol	5	U
86-30-6	n-Nitrosodiphenylamine	5	U
101-55-3	4-Bromophenyl-phenylether	5	U
118-74-1	Hexachlorobenzene	5	U
87-86-5	Pentachlorophenol	86	E
85-01-8	Phenanthrene	5	U
120-12-7	Anthracene	5	U
84-74-2	Di-n-butylphthalate	5	U
206-44-0	Fluoranthene	5	U
129-00-0	Pyrene	48	
85-68-7	Butylbenzylphthalate	5	U
91-94-1	3,3'-Dichlorobenzidine	5	U
56-55-3	Benzo[a]anthracene	5	U
117-81-7	bis(2-Ethylhexyl)phthalate	5	U
218-01-9	Chrysene	5	U
117-84-0	Di-n-octylphthalate	5	U
205-99-2	Benzo[b]fluoranthene	5	U
207-08-9	Benzo[k]fluoranthene	5	U
50-32-8	Benzo[a]pyrene	5	U
193-39-5	Indeno[1,2,3-cd]pyrene	5	U
53-70-3	Dibenz[a,h]anthracene	5	U
191-24-2	Benzo[g,h,i]perylene	5	U

SV-310

1B

SEMIVOLATILE ORGANICS ANALYSIS DATA SHEET

EPA SAMPLE NO.

SBLK68MSD

Lab Name: ACCREDITED ANALYTICAL RESO Contract: _____

Lab Code: _____ Case No.: 2946 SAS No.: _____ SDG No.: _____

Matrix: (soil/water) WATER Lab Sample ID: SBLK68MSD

Sample wt/vol: 1000 (g/ml) ML Lab File ID: F5925.D

Level: (low/med) LOW Date Received: _____

% Moisture: _____ decanted:(Y/N) N Date Extracted: 8/3/2006

Concentrated Extract Volume: 500 (uL) Date Analyzed: 8/4/2006

Injection Volume: 1.0 (uL) Dilution Factor: 1.0

GPC Cleanup: (Y/N) N pH: _____

CONCENTRATION UNITS:

CAS NO.	COMPOUND	(ug/L or ug/Kg) UG/L	Q
000062-75-9	N-Nitrosodimethylamine	5	U
108-95-2	Phenol	22	
111-44-4	bis(2-Chloroethyl)ether	5	U
95-57-8	2-Chlorophenol	55	
541-73-1	1,3-Dichlorobenzene	5	U
106-46-7	1,4-Dichlorobenzene	31	
100-51-6	Benzyl alcohol	5	U
95-50-1	1,2-Dichlorobenzene	5	U
95-48-7	2-Methylphenol	5	U
108-60-1	bis(2-chloroisopropyl)ether	5	U
106-44-5	3&4-Methylphenol	5	U
621-64-7	N-Nitroso-di-n-propylamine	32	
67-72-1	Hexachloroethane	5	U
98-95-3	Nitrobenzene	5	U
78-59-1	Isophorone	5	U
88-75-5	2-Nitrophenol	5	U
105-67-9	2,4-Dimethylphenol	5	U
000065-85-0	Benzoic Acid	25	U
111-91-1	bis(2-Chloroethoxy)methane	5	U
120-83-2	2,4-Dichlorophenol	5	U
120-82-1	1,2,4-Trichlorobenzene	30	
91-20-3	Naphthalene	5	U
106-47-8	4-Chloroaniline	5	U
87-68-3	Hexachlorobutadiene	5	U
59-50-7	4-Chloro-3-methylphenol	69	
91-57-6	2-Methylnaphthalene	5	U
77-47-4	Hexachlorocyclopentadiene	5	U
88-06-2	2,4,6-Trichlorophenol	5	U
95-95-4	2,4,5-Trichlorophenol	5	U
91-58-7	2-Chloronaphthalene	5	U
88-74-4	2-Nitroaniline	5	U
131-11-3	Dimethylphthalate	5	U
208-96-8	Acenaphthylene	5	U
99-09-2	3-Nitroaniline	5	U
83-32-9	Acenaphthene	37	
51-28-5	2,4-Dinitrophenol	5	U
100-02-7	4-Nitrophenol	25	

SV-318

1C

SEMIVOLATILE ORGANICS ANALYSIS DATA SHEET

EPA SAMPLE NO.

SBLK68MSD

Lab Name: ACCREDITED ANALYTICAL RESO Contract: _____

Lab Code: _____ Case No.: 2946 SAS No.: _____ SDG No.: _____

Matrix: (soil/water) WATER Lab Sample ID: SBLK68MSD

Sample wt/vol: 1000 (g/ml) ML Lab File ID: F5925.D

Level: (low/med) LOW Date Received: _____

% Moisture: _____ decanted:(Y/N) N Date Extracted: 8/3/2006

Concentrated Extract Volume: 500 (uL) Date Analyzed: 8/4/2006

Injection Volume: 1.0 (uL) Dilution Factor: 1.0

GPC Cleanup: (Y/N) N pH: _____

CONCENTRATION UNITS:

CAS NO.	COMPOUND	(ug/L or ug/Kg) UG/L	Q
132-64-9	Dibenzofuran	5	U
606-20-2	2,6-Dinitrotoluene	5	U
121-14-2	2,4-Dinitrotoluene	49	
84-66-2	Diethylphthalate	5	U
7005-72-3	4-Chlorophenyl-phenylether	5	U
86-73-7	Fluorene	5	U
100-01-6	4-Nitroaniline	5	U
534-52-1	4,6-Dinitro-2-methylphenol	5	U
86-30-6	n-Nitrosodiphenylamine	5	U
101-55-3	4-Bromophenyl-phenylether	5	U
118-74-1	Hexachlorobenzene	5	U
87-86-5	Pentachlorophenol	92	E
85-01-8	Phenanthrene	5	U
120-12-7	Anthracene	5	U
84-74-2	Di-n-butylphthalate	5	U
206-44-0	Fluoranthene	5	U
129-00-0	Pyrene	52	
85-68-7	Butylbenzylphthalate	5	U
91-94-1	3,3'-Dichlorobenzidine	5	U
56-55-3	Benzo[a]anthracene	5	U
117-81-7	bis(2-Ethylhexyl)phthalate	5	U
218-01-9	Chrysene	5	U
117-84-0	Di-n-octylphthalate	5	U
205-99-2	Benzo[b]fluoranthene	5	U
207-08-9	Benzo[k]fluoranthene	5	U
50-32-8	Benzo[a]pyrene	5	U
193-39-5	Indeno[1,2,3-cd]pyrene	5	U
53-70-3	Dibenz[a,h]anthracene	5	U
191-24-2	Benzo[g,h,i]perylene	5	U

SV-319

Quantitation Report

Data File : E:\F\DATA\AUG06\F0804\F5924.D
Acq On : 4 Aug 2006 11:05
Sample : SBLK68MS
Misc : WATER 08/03/06
MS Integration Params: rteint.p
Quant Time: Aug 14 13:27 2006

Vial: 2
Operator: JOSE
Inst : HP5971AF
Multiplr: 1.00

Quant Results File: SVF80725.RES

Method : E:\F\METHODS\SVF80725.M (RTE Integrator)
Title : SEMI-VOA 8270 CALIBRATION HP5971AF
Last Update : Tue Aug 08 13:01:22 2006
Response via : Initial Calibration



SV-320

Quantitation Report (QT Reviewed)

Data File : E:\F\DATA\AUG06\F0804\F5924.D
Acq On : 4 Aug 2006 11:05
Sample : SBLK68MS
Misc : WATER 08/03/06
MS Integration Params: rteint.p
Quant Time: Aug 14 13:27 2006

Vial: 2
Operator: JOSE
Inst : HP5971AF
Multiplr: 1.00
Quant Results File: SVF80725.RES

Quant Method : E:\F\METHODS\SVF80725.M (RTE Integrator)
Title : SEMI-VOA 8270 CALIBRATION HP5971AF
Last Update : Fri Aug 04 10:10:24 2006
Response via : Initial Calibration
DataAcq Meth : SVF80725

Internal Standards	R.T.	QIon	Response	Conc	Units	Dev(Min)
1) 1,4-Dichlorobenzene-d4	10.02	152	375865	40.00	ul/l	-0.02
19) Naphthalene-d8	13.23	136	1565674	40.00	ul/l	-0.03
34) Acenaphthene-d10	17.75	164	743700	40.00	ul/l	-0.03
55) Phenanthrene-d10	21.51	188	991298	40.00	ul/l	-0.02
68) Chrysene-d12	28.31	240	845995	40.00	ul/l	-0.05
77) Perylene-d12	31.71	264	797959	40.00	ul/l	-0.05

System Monitoring Compounds						
4) 2-Fluorophenol	7.14	112	929497	62.37	ul/l	0.01
Spiked Amount 200.000	Range 21 - 100		Recovery = 31.18%			
6) Phenol-d5	9.54	99	868052	42.51	ul/l	-0.03
Spiked Amount 200.000	Range 10 - 94		Recovery = 21.25%			
20) Nitrobenzene-d5	11.53	82	1144241	54.80	ul/l	-0.03
Spiked Amount 100.000	Range 35 - 114		Recovery = 54.80%			
38) 2-Fluorobiphenyl	16.09	172	1467301	60.03	ul/l	-0.03
Spiked Amount 100.000	Range 43 - 116		Recovery = 60.03%			
54) 2,4,6-Tribromophenol	19.84	330	521730	140.33	ul/l	-0.02
Spiked Amount 200.000	Range 10 - 123		Recovery = 70.17%			
71) Terphenyl-d14	25.68	244	1705941	86.39	ul/l	0.00
Spiked Amount 100.000	Range 33 - 141		Recovery = 86.39%			

Target Compounds						Qvalue
7) Phenol	9.57	94	1108213	47.31	ul/l	80
9) 2-Chlorophenol	9.64	128	1819208	120.97	ul/l	97
11) 1,4-Dichlorobenzene	10.06	146	890104	62.10	ul/l	99
17) N-Nitroso-di-n-propylamine	11.29	70	932501	64.95	ul/l	99
28) 1,2,4-Trichlorobenzene	13.16	180	754081	61.42	ul/l	100
32) 4-Chloro-3-methylphenol	14.95	107	1941675	134.24	ul/l	99
44) Acenaphthene	17.85	153	1481193	72.20	ul/l	99
46) 4-Nitrophenol	18.43	109	125417	41.27	ul/l #	84
49) 2,4-Dinitrotoluene	18.49	165	808147	87.34	ul/l	98
63) Pentachlorophenol	21.29	266	795952	172.54	ul/l	99
70) Pyrene	25.21	202	2927298	97.00	ul/l	97

(#) = qualifier out of range (m) = manual integration

SV-321

Quantitation Report

Data File : E:\F\DATA\AUG06\F0804\F5925.D
Acq On : 4 Aug 2006 11:50
Sample : SBLK68MSD
Misc : WATER 08/03/06
MS Integration Params: rteint.p
Quant Time: Aug 14 13:28 2006

Vial: 3
Operator: JOSE
Inst : HP5971AF
Multiplr: 1.00

Quant Results File: SVF80725.RES

Method : E:\F\METHODS\SVF80725.M (RTE Integrator)
Title : SEMI-VOA 8270 CALIBRATION HP5971AF
Last Update : Tue Aug 08 13:01:22 2006
Response via : Initial Calibration



SV-322

Quantitation Report (QT Reviewed)

Data File : E:\F\DATA\AUG06\F0804\F5925.D
Acq On : 4 Aug 2006 11:50
Sample : SBLK68MSD
Misc : WATER 08/03/06
MS Integration Params: rteint.p
Quant Time: Aug 14 13:28 2006

Vial: 3
Operator: JOSE
Inst : HP5971AF
Multiplr: 1.00
Quant Results File: SVF80725.RES

Quant Method : E:\F\METHODS\SVF80725.M (RTE Integrator)
Title : SEMI-VOA 8270 CALIBRATION HP5971AF
Last Update : Fri Aug 04 10:10:24 2006
Response via : Initial Calibration
DataAcq Meth : SVF80725

Internal Standards	R.T.	QIon	Response	Conc	Units	Dev(Min)
1) 1,4-Dichlorobenzene-d4	10.02	152	371194	40.00	ul/l	-0.02
19) Naphthalene-d8	13.23	136	1525628	40.00	ul/l	-0.02
34) Acenaphthene-d10	17.75	164	709920	40.00	ul/l	-0.03
55) Phenanthrene-d10	21.52	188	1006691	40.00	ul/l	-0.01
68) Chrysene-d12	28.30	240	865983	40.00	ul/l	-0.05
77) Perylene-d12	31.71	264	815520	40.00	ul/l	-0.04

System Monitoring Compounds						
4) 2-Fluorophenol	7.13	112	810246	55.05	ul/l	0.00
Spiked Amount 200.000	Range 21 - 100		Recovery = 27.52%			
6) Phenol-d5	9.53	99	794837	39.41	ul/l	-0.03
Spiked Amount 200.000	Range 10 - 94		Recovery = 19.70%			
20) Nitrobenzene-d5	11.53	82	1020997	50.18	ul/l	-0.03
Spiked Amount 100.000	Range 35 - 114		Recovery = 50.18%			
38) 2-Fluorobiphenyl	16.08	172	1383968	59.31	ul/l	-0.03
Spiked Amount 100.000	Range 43 - 116		Recovery = 59.31%			
54) 2,4,6-Tribromophenol	19.83	330	539449	152.00	ul/l	-0.02
Spiked Amount 200.000	Range 10 - 123		Recovery = 76.00%			
71) Terphenyl-d14	25.68	244	1796583	88.88	ul/l	-0.01
Spiked Amount 100.000	Range 33 - 141		Recovery = 88.88%			

Target Compounds						Qvalue
7) Phenol	9.57	94	1033200	44.66	ul/l	80
9) 2-Chlorophenol	9.64	128	1623276	109.30	ul/l	97
11) 1,4-Dichlorobenzene	10.06	146	864331	61.06	ul/l	99
17) N-Nitroso-di-n-propylamine	11.28	70	899865	63.46	ul/l	99
28) 1,2,4-Trichlorobenzene	13.15	180	729355	60.96	ul/l	100
32) 4-Chloro-3-methylphenol	14.95	107	1945950	138.06	ul/l	99
44) Acenaphthene	17.85	153	1468709	74.99	ul/l	100
46) 4-Nitrophenol	18.43	109	145090	50.02	ul/l #	88
49) 2,4-Dinitrotoluene	18.49	165	869216	98.41	ul/l	98
63) Pentachlorophenol	21.29	266	860982	183.78	ul/l	99
70) Pyrene	25.22	202	3234306	104.69	ul/l	96

(#) = qualifier out of range (m) = manual integration
F5925.D SVF80725.M Mon Aug 14 13:29:04 2006

SV-323

1B

SEMIVOLATILE ORGANICS ANALYSIS DATA SHEET

EPA SAMPLE NO.

SBLK69MS

Lab Name: ACCREDITED ANALYTICAL RESO Contract: _____

Lab Code: _____ Case No.: 2946 SAS No.: _____ SDG No.: _____

Matrix: (soil/water) WATER Lab Sample ID: SBLK69MS

Sample wt/vol: 1000 (g/ml) ML Lab File ID: F5964.D

Level: (low/med) LOW Date Received: _____

% Moisture: _____ decanted:(Y/N) N Date Extracted: 8/4/2006

Concentrated Extract Volume: 500 (uL) Date Analyzed: 8/9/2006

Injection Volume: 1.0 (uL) Dilution Factor: 1.0

GPC Cleanup: (Y/N) N pH: _____

CONCENTRATION UNITS:

CAS NO.	COMPOUND	(ug/L or ug/Kg) UG/L	Q
000062-75-9	N-Nitrosodimethylamine	5	U
108-95-2	Phenol	21	
111-44-4	bis(2-Chloroethyl)ether	5	U
95-57-8	2-Chlorophenol	58	
541-73-1	1,3-Dichlorobenzene	5	U
106-46-7	1,4-Dichlorobenzene	27	
100-51-6	Benzyl alcohol	5	U
95-50-1	1,2-Dichlorobenzene	5	U
95-48-7	2-Methylphenol	5	U
108-60-1	bis(2-chloroisopropyl)ether	5	U
106-44-5	3&4-Methylphenol	5	U
621-64-7	N-Nitroso-di-n-propylamine	32	
67-72-1	Hexachloroethane	5	U
98-95-3	Nitrobenzene	5	U
78-59-1	Isophorone	5	U
88-75-5	2-Nitrophenol	5	U
105-67-9	2,4-Dimethylphenol	5	U
000065-85-0	Benzoic Acid	25	U
111-91-1	bis(2-Chloroethoxy)methane	5	U
120-83-2	2,4-Dichlorophenol	5	U
120-82-1	1,2,4-Trichlorobenzene	30	
91-20-3	Naphthalene	5	U
106-47-8	4-Chloroaniline	5	U
87-68-3	Hexachlorobutadiene	5	U
59-50-7	4-Chloro-3-methylphenol	77	
91-57-6	2-Methylnaphthalene	5	U
77-47-4	Hexachlorocyclopentadiene	5	U
88-06-2	2,4,6-Trichlorophenol	5	U
95-95-4	2,4,5-Trichlorophenol	5	U
91-58-7	2-Chloronaphthalene	5	U
88-74-4	2-Nitroaniline	5	U
131-11-3	Dimethylphthalate	5	U
208-96-8	Acenaphthylene	5	U
99-09-2	3-Nitroaniline	5	U
83-32-9	Acenaphthene	39	
51-28-5	2,4-Dinitrophenol	5	U
100-02-7	4-Nitrophenol	29	

SV-324

1C

SEMIVOLATILE ORGANICS ANALYSIS DATA SHEET

EPA SAMPLE NO.

SBLK69MS

Lab Name: ACCREDITED ANALYTICAL RESO Contract: _____

Lab Code: _____ Case No.: 2946 SAS No.: _____ SDG No.: _____

Matrix: (soil/water) WATER Lab Sample ID: SBLK69MS

Sample wt/vol: 1000 (g/ml) ML Lab File ID: F5964.D

Level: (low/med) LOW Date Received: _____

% Moisture: _____ decanted:(Y/N) N Date Extracted: 8/4/2006

Concentrated Extract Volume: 500 (uL) Date Analyzed: 8/9/2006

Injection Volume: 1.0 (uL) Dilution Factor: 1.0

GPC Cleanup: (Y/N) N pH: _____

CONCENTRATION UNITS:

CAS NO.	COMPOUND	(ug/L or ug/Kg) UG/L	Q
132-64-9	Dibenzofuran	5	U
606-20-2	2,6-Dinitrotoluene	5	U
121-14-2	2,4-Dinitrotoluene	51	
84-66-2	Diethylphthalate	5	U
7005-72-3	4-Chlorophenyl-phenylether	5	U
86-73-7	Fluorene	5	U
100-01-6	4-Nitroaniline	5	U
534-52-1	4,6-Dinitro-2-methylphenol	5	U
86-30-6	n-Nitrosodiphenylamine	5	U
101-55-3	4-Bromophenyl-phenylether	5	U
118-74-1	Hexachlorobenzene	5	U
87-86-5	Pentachlorophenol	120	E
85-01-8	Phenanthrene	5	U
120-12-7	Anthracene	5	U
84-74-2	Di-n-butylphthalate	5	U
206-44-0	Fluoranthene	5	U
129-00-0	Pyrene	63	
85-68-7	Butylbenzylphthalate	5	U
91-94-1	3,3'-Dichlorobenzidine	5	U
56-55-3	Benzo[a]anthracene	5	U
117-81-7	bis(2-Ethylhexyl)phthalate	5	U
218-01-9	Chrysene	5	U
117-84-0	Di-n-octylphthalate	5	U
205-99-2	Benzo[b]fluoranthene	5	U
207-08-9	Benzo[k]fluoranthene	5	U
50-32-8	Benzo[a]pyrene	5	U
193-39-5	Indeno[1,2,3-cd]pyrene	5	U
53-70-3	Dibenz[a,h]anthracene	5	U
191-24-2	Benzo[g,h,i]perylene	5	U

SV 355

1B

SEMIVOLATILE ORGANICS ANALYSIS DATA SHEET

EPA SAMPLE NO.

SBLK69MSD

Lab Name: ACCREDITED ANALYTICAL RESO Contract: _____

Lab Code: _____ Case No.: 2946 SAS No.: _____ SDG No.: _____

Matrix: (soil/water) WATER Lab Sample ID: SBLK69MSD

Sample wt/vol: 1000 (g/ml) ML Lab File ID: F5965.D

Level: (low/med) LOW Date Received: _____

% Moisture: _____ decanted:(Y/N) N Date Extracted: 8/4/2006

Concentrated Extract Volume: 500 (uL) Date Analyzed: 8/9/2006

Injection Volume: 1.0 (uL) Dilution Factor: 1.0

GPC Cleanup: (Y/N) N pH: _____

CONCENTRATION UNITS:

CAS NO.	COMPOUND	(ug/L or ug/Kg) UG/L	Q
000062-75-9	N-Nitrosodimethylamine	5	U
108-95-2	Phenol	24	
111-44-4	bis(2-Chloroethyl)ether	5	U
95-57-8	2-Chlorophenol	70	
541-73-1	1,3-Dichlorobenzene	5	U
106-46-7	1,4-Dichlorobenzene	36	
100-51-6	Benzyl alcohol	5	U
95-50-1	1,2-Dichlorobenzene	5	U
95-48-7	2-Methylphenol	5	U
108-60-1	bis(2-chloroisopropyl)ether	5	U
106-44-5	3&4-Methylphenol	5	U
621-64-7	N-Nitroso-di-n-propylamine	41	
67-72-1	Hexachloroethane	5	U
98-95-3	Nitrobenzene	5	U
78-59-1	Isophorone	5	U
88-75-5	2-Nitrophenol	5	U
105-67-9	2,4-Dimethylphenol	5	U
000065-85-0	Benzoic Acid	25	U
111-91-1	bis(2-Chloroethoxy)methane	5	U
120-83-2	2,4-Dichlorophenol	5	U
120-82-1	1,2,4-Trichlorobenzene	39	
91-20-3	Naphthalene	5	U
106-47-8	4-Chloroaniline	5	U
87-68-3	Hexachlorobutadiene	5	U
59-50-7	4-Chloro-3-methylphenol	92	E
91-57-6	2-Methylnaphthalene	5	U
77-47-4	Hexachlorocyclopentadiene	5	U
88-06-2	2,4,6-Trichlorophenol	5	U
95-95-4	2,4,5-Trichlorophenol	5	U
91-58-7	2-Chloronaphthalene	5	U
88-74-4	2-Nitroaniline	5	U
131-11-3	Dimethylphthalate	5	U
208-96-8	Acenaphthylene	5	U
99-09-2	3-Nitroaniline	5	U
83-32-9	Acenaphthene	49	
51-28-5	2,4-Dinitrophenol	5	U
100-02-7	4-Nitrophenol	34	

SV-326

1C

SEMIVOLATILE ORGANICS ANALYSIS DATA SHEET

EPA SAMPLE NO.

SBLK69MSD

Lab Name: ACCREDITED ANALYTICAL RESO Contract: _____

Lab Code: _____ Case No.: 2946 SAS No.: _____ SDG No.: _____

Matrix: (soil/water) WATER Lab Sample ID: SBLK69MSD

Sample wt/vol: 1000 (g/ml) ML Lab File ID: F5965.D

Level: (low/med) LOW Date Received: _____

% Moisture: _____ decanted:(Y/N) N Date Extracted: 8/4/2006

Concentrated Extract Volume: 500 (uL) Date Analyzed: 8/9/2006

Injection Volume: 1.0 (uL) Dilution Factor: 1.0

GPC Cleanup: (Y/N) N pH: _____

CONCENTRATION UNITS:

CAS NO.	COMPOUND	(ug/L or ug/Kg) UG/L	Q
132-64-9	Dibenzofuran	5	U
606-20-2	2,6-Dinitrotoluene	5	U
121-14-2	2,4-Dinitrotoluene	59	
84-66-2	Diethylphthalate	5	U
7005-72-3	4-Chlorophenyl-phenylether	5	U
86-73-7	Fluorene	5	U
100-01-6	4-Nitroaniline	5	U
534-52-1	4,6-Dinitro-2-methylphenol	5	U
86-30-6	n-Nitrosodiphenylamine	5	U
101-55-3	4-Bromophenyl-phenylether	5	U
118-74-1	Hexachlorobenzene	5	U
87-86-5	Pentachlorophenol	150	E
85-01-8	Phenanthrene	5	U
120-12-7	Anthracene	5	U
84-74-2	Di-n-butylphthalate	5	U
206-44-0	Fluoranthene	5	U
129-00-0	Pyrene	65	
85-68-7	Butylbenzylphthalate	5	U
91-94-1	3,3'-Dichlorobenzidine	5	U
56-55-3	Benzo[a]anthracene	5	U
117-81-7	bis(2-Ethylhexyl)phthalate	5	U
218-01-9	Chrysene	5	U
117-84-0	Di-n-octylphthalate	5	U
205-99-2	Benzo[b]fluoranthene	5	U
207-08-9	Benzo[k]fluoranthene	5	U
50-32-8	Benzo[a]pyrene	5	U
193-39-5	Indeno[1,2,3-cd]pyrene	5	U
53-70-3	Dibenz[a,h]anthracene	5	U
191-24-2	Benzo[g,h,i]perylene	5	U

Quantitation Report

Data File : E:\F\DATA\AUG06\F0809\F5964.D
Acq On : 9 Aug 2006 16:17
Sample : SBLK69MS
Misc : WATER 08/04/06
MS Integration Params: rteint.p
Quant Time: Aug 10 13:26 2006

Vial: 2
Operator: JOSE
Inst : HP5971AF
Multiplr: 1.00

Quant Results File: SVF80809.RES

Method : E:\F\METHODS\SVF80809.M (RTE Integrator)
Title : SEMI-VOA 8270 CALIBRATION HP5971AF
Last Update : Thu Aug 17 14:32:40 2006
Response via : Initial Calibration



SV-328

Quantitation Report (QT Reviewed)

Data File : E:\F\DATA\AUG06\F0809\F5964.D
Acq On : 9 Aug 2006 16:17
Sample : SBLK69MS
Misc : WATER 08/04/06
MS Integration Params: rteint.p
Quant Time: Aug 10 13:26 2006

Vial: 2
Operator: JOSE
Inst : HP5971AF
Multiplr: 1.00

Quant Results File: SVF80809.RES

Quant Method : E:\F\METHODS\SVF80809.M (RTE Integrator)
Title : SEMI-VOA 8270 CALIBRATION HP5971AF
Last Update : Wed Aug 09 14:22:01 2006
Response via : Initial Calibration
DataAcq Meth : SVF80809

Internal Standards	R.T.	QIon	Response	Conc Units	Dev(Min)
1) 1,4-Dichlorobenzene-d4	9.97	152	267396	40.00 ul/l	-0.08
19) Naphthalene-d8	13.18	136	1062436	40.00 ul/l	-0.10
34) Acenaphthene-d10	17.70	164	568044	40.00 ul/l	-0.10
55) Phenanthrene-d10	21.46	188	816024	40.00 ul/l	-0.09
68) Chrysene-d12	28.26	240	669369	40.00 ul/l	-0.12
77) Perylene-d12	31.67	264	625103	40.00 ul/l	-0.11

System Monitoring Compounds					
4) 2-Fluorophenol	7.15	112	529944	50.93 ul/l	0.00
Spiked Amount 200.000	Range 21 - 100		Recovery = 25.47%		
6) Phenol-d5	9.57	99	587745	39.88 ul/l	-0.02
Spiked Amount 200.000	Range 10 - 94		Recovery = 19.94%		
20) Nitrobenzene-d5	11.48	82	747376	57.77 ul/l	-0.10
Spiked Amount 100.000	Range 35 - 114		Recovery = 57.77%		
38) 2-Fluorobiphenyl	16.04	172	1060888	62.05 ul/l	-0.10
Spiked Amount 100.000	Range 43 - 116		Recovery = 62.05%		
54) 2,4,6-Tribromophenol	19.80	330	448024	159.89 ul/l	-0.08
Spiked Amount 200.000	Range 10 - 123		Recovery = 79.94%		
71) Terphenyl-d14	25.64	244	1756820	109.68 ul/l	-0.07
Spiked Amount 100.000	Range 33 - 141		Recovery = 109.68%		

Target Compounds					Qvalue
7) Phenol	9.60	94	645633	41.37 ul/l	80
9) 2-Chlorophenol	9.62	128	1137207	115.94 ul/l	99
11) 1,4-Dichlorobenzene	10.01	146	547403	54.33 ul/l	100
17) N-Nitroso-di-n-propylamine	11.23	70	651261	64.52 ul/l	99
28) 1,2,4-Trichlorobenzene	13.11	180	485277	59.55 ul/l	100
32) 4-Chloro-3-methylphenol	14.96	107	1465922	154.06 ul/l	98
44) Acenaphthene	17.80	153	1203581	77.06 ul/l	99
46) 4-Nitrophenol	18.47	109	132511	58.97 ul/l	94
49) 2,4-Dinitrotoluene	18.45	165	742645	101.40 ul/l	94
63) Pentachlorophenol	21.26	266	718576	243.27 ul/l	99
70) Pyrene	25.17	202	3047292	126.66 ul/l	99

(#) = qualifier out of range (m) = manual integration
F5964.D SVF80809.M Mon Aug 28 12:01:28 2006

SV-389

Quantitation Report

Data File : E:\F\DATA\AUG06\F0809\F5965.D
Acq On : 9 Aug 2006 17:03
Sample : SBLK69MSD
Misc : WATER 08/04/06
MS Integration Params: rteint.p
Quant Time: Aug 10 13:28 2006

Vial: 3
Operator: JOSE
Inst : HP5971AF
Multiplr: 1.00

Quant Results File: SVF80809.RES

Method : E:\F\METHODS\SVF80809.M (RTE Integrator)
Title : SEMI-VOA 8270 CALIBRATION HP5971AF
Last Update : Thu Aug 17 14:32:40 2006
Response via : Initial Calibration



F5965.D SVF80809.M Mon Aug 28 12:01:46 2006

SV-330

Quantitation Report (QT Reviewed)

Data File : E:\F\DATA\AUG06\F0809\F5965.D
Acq On : 9 Aug 2006 17:03
Sample : SBLK69MSD
Misc : WATER 08/04/06
MS Integration Params: rteint.p
Quant Time: Aug 10 13:28 2006

Vial: 3
Operator: JOSE
Inst : HP5971AF
Multiplr: 1.00

Quant Results File: SVF80809.RES

Quant Method : E:\F\METHODS\SVF80809.M (RTE Integrator)
Title : SEMI-VOA 8270 CALIBRATION HP5971AF
Last Update : Wed Aug 09 14:22:01 2006
Response via : Initial Calibration
DataAcq Meth : SVF80809

Internal Standards	R.T.	QIon	Response	Conc Units	Dev(Min)
1) 1,4-Dichlorobenzene-d4	9.97	152	295135	40.00 ul/l	-0.08
19) Naphthalene-d8	13.19	136	1163651	40.00 ul/l	-0.09
34) Acenaphthene-d10	17.70	164	582582	40.00 ul/l	-0.10
55) Phenanthrene-d10	21.46	188	792667	40.00 ul/l	-0.09
68) Chrysene-d12	28.26	240	651954	40.00 ul/l	-0.12
77) Perylene-d12	31.67	264	588311	40.00 ul/l	-0.11

System Monitoring Compounds					
4) 2-Fluorophenol	7.15	112	687134	59.83 ul/l	-0.01
Spiked Amount 200.000	Range 21 - 100		Recovery = 29.91%		
6) Phenol-d5	9.58	99	741848	45.61 ul/l	-0.01
Spiked Amount 200.000	Range 10 - 94		Recovery = 22.81%		
20) Nitrobenzene-d5	11.49	82	981756	69.28 ul/l	-0.09
Spiked Amount 100.000	Range 35 - 114		Recovery = 69.28%		
38) 2-Fluorobiphenyl	16.05	172	1449582	82.66 ul/l	-0.09
Spiked Amount 100.000	Range 43 - 116		Recovery = 82.66%		
54) 2,4,6-Tribromophenol	19.81	330	541572	188.45 ul/l	-0.07
Spiked Amount 200.000	Range 10 - 123		Recovery = 94.22%		
71) Terphenyl-d14	25.64	244	1720002	110.25 ul/l	-0.07
Spiked Amount 100.000	Range 33 - 141		Recovery = 110.25%		

Target Compounds					Qvalue
7) Phenol	9.60	94	831085	48.24 ul/l	78
9) 2-Chlorophenol	9.63	128	1514067	139.85 ul/l	99
11) 1,4-Dichlorobenzene	10.01	146	800507	71.99 ul/l	99
17) N-Nitroso-di-n-propylamine	11.25	70	916881	82.30 ul/l	99
28) 1,2,4-Trichlorobenzene	13.11	180	700849	78.52 ul/l	99
32) 4-Chloro-3-methylphenol	14.96	107	1921065	184.34 ul/l	100
44) Acenaphthene	17.80	153	1579709	98.62 ul/l	100
46) 4-Nitrophenol	18.47	109	155743	67.58 ul/l	93
49) 2,4-Dinitrotoluene	18.46	165	893425	118.94 ul/l	95
63) Pentachlorophenol	21.26	266	849939	296.22 ul/l	99
70) Pyrene	25.17	202	3053231	130.30 ul/l	95

(#) = qualifier out of range (m) = manual integration

PROJECT Friday Aug. 4, 2006

Notebook No. 405

Continued From Page

DETRPF
SVF80725

STWE	F5921
SSTD050	22
SBLK68	F5923
SBLK68MS	24
SBLK68MSD	25
0607263	26
7265	27
7266	28
7267	29
7268	30
7270	31
7269	32
7264	33
7174	34
7174DL	35

A

1:5

Continued on Page

Read and Understood By

SV-332

8/4/06

DFTPPE SVE80720	STUNE	E2428	
	SSTD050	29	
	SBLK64	E2430	A
	0607071	31	S
	7075	32	S
	SBLK69 MS	33	A
	SBLK69 MSD	34	
	SBLK69	35	
	7271	36	
	7272	37	
	7273	38	
	7274	39	
	7275	40	
	7079	41	S
	7077	42	
	7073	43	
	7081	44	
DFTPPE HEX 801	STUNE	E2445	
	SSTD0.5	46	
	0607147	E2447	A
	6240	48	
	6243	49	
	6244	50	
	6242	51	

Continued on

Read and Understood By

Signed

8/4/06
Date

Signed

SV-333

PROJECT Monday Aug. 7, 2006

TAPPE
NE80720

STUNE
SSTD050

SBCK63
060707 3 DL
7075
7077
7269
7277
7278
7279
7280
7276
7273 DL
7274
7275
7079

E2454
55

E2456 S
57 1:5
58
59
60 A
61
62
63
64
65
66 1:5
67 1:5
68 1:20
69 S 1:5

Continued on Page

Read and Understood By

Signed 8/7/06 Date Signed Date

SV-324

PROJECT Wednesday Aug. 9, 2006

Continued From Page

DFTPPE
SVE80720

	STUNE	E2479		
	SSTD050	80		
	SBLK66MS	E2481	S	
	SBLK70	82	S	
	SBLK69	83	A	
	06072740L	84	A	1:10
	7276 DL	85		1:10
	7271	86		1:5
	7272	87		1:5
	7278	88		1:5
	7280	89		1:5
	7239	90	S	
	7240	91		
	7241	92		
	7242	93		
OUT OF TIME	7243	94		

Continued on Page

Read and Understood By

SV-335

Signed 8/9/06 Date Signed Date

DFTPPF
SVF80725

STUNE	F5955	
SSTD160	56	
SSTD050	57	
SSTD020	58	
SSTD080	59	
SSTD120	60	

CREATED NEW 8270 5POINT CALIBRATION SVF80809

STUNE	F5961	
SSTD050	62	
SBLK69	F5963	A
SBLK69MS	64	A
SBLK69MSD	65	A
SBLK73	66	L
SBLK72	67	S
0607458	68	L
7459	69	L
7459MS	70	L
7096DL	71	S
SBLK70	72	S
7248	73	
7248MS	74	
7248MSD	75	
7521	76	
7521DL	77	

Did not run aborted

Continued on Pa

Read and Understood By

SV-336

Signed 8/9/06 Date Signed

Notebook No.

Continued From Page

JECT Thursday Aug 10, 2006

TPPF
F80809

STUNE
SSTDOSO

SBCK70
SBCK73MS
0607280
7458DC
7248
7248MS
7248MSD
7420
7483
7521
7521DC
7421
7422
7439
7439DC

01

F5972
73

F5974
75
76 A
77 L 1:5
78 S
79
80
81
82
83
84 1:5
85
86
87
88 1:5

Continued on Page

Read and Understood By

Signed

8/10/06
Date

Signed

SV-337
Date

DATPE
SVE8072D

STUNE	E2495			
SSTD050	96			
SBCK 69	E2497	A		
SBCK 68	98	A		
SBCK 72	99	S		
SBCK 76	2500	L		
SBCK 76 MS	01	L		
060 7521	02	L		
7534	03	L		
7241 DL	04	S	1:5	
7242 DL	05			
7239 DL	06			
7243	07			
7244	08			
7240 DL	09		1:5	
7244 DL	10			
7243 DL	11			

Continued on Page

Read and Understood By

SV-338

Signed 8/10/06 Date Signed Date