Shaw Environmental & Infrastructure, Inc.

4 Commerce Drive South
Harriman, New York 10926
845-492-3100
FAX: 845-492-3101

Shaw® Shaw Environmental & Infrastructure, Inc.

August 21, 2006

Mr. Dan Walsh
New York State Department of Environmental Conservation
Division of Environmental Remediation, Region 2
47-40 21st Street
Long Island City, New York, 11101-5407

Re: Revised Remedial Action Report-Former Adams Brush Manufacturing Site;
VCP Agreement #V-00656

Dear Mr. Walsh:

Pursuant to our conference call on August 2, 2006, and on behalf of New York City School Construction Authority (NYCSCA), we are pleased to provide the Revised Remedial Action Report for the Former Adams Brush Manufacturing Site. This document has been prepared in accordance with the requirements outlined in Section 5.8 (Remedial Action Report) in NYSDEC DER-10 Technical Guidance for Site Investigation and Remediation (December 2002).

If you have any questions please feel free to call.

Sincerely

Shaw Environmental & Infrastructure

Steven P. Goldberg, Ph.D., C.P.G.
Senior Hydrogeologist

cc: L. Guterman, NYCSCA
V. Castagnola, NYCSCA
A. Lempert, NYCSCA

REVISED REMEDIAL ACTION REPORT

For the

FORMER ADAMS BRUSH MANUFACTURING SITE
94-02 104th STREET
BOROUGH OF QUEENS, NEW YORK

SCA LLW NO.: 022714
SCA CONTRACT NO.: C000009228
SCHOOL DISTRICT: 78
SCA JOB NO.: 14983

CONSULTANT PROJECT NO.: 110567

August 21, 2006

NEW YORK CITY SCHOOL CONSTRUCTION AUTHORITY

Prepared by:

Shaw™
Shaw Environmental & Infrastructure, Inc.

Shaw Environmental
and Infrastructure, Inc.
4 Commerce Drive South
Harriman, New York 10926
Phone: 845-492-3100
Fax: 845-492-3101
August Arrigo, P.E.

STATE OF NEW YORK
ANTHONY ARRIGO
8/16/06

Prepared for:

NYC SCA

30-30 Thomson Avenue
Long Island City, NY 11101-3045
Phone: 718-472-8502
Fax: 718-472-8500
Attn: Lee Guterman

TABLE OF CONTENTS

EXECUTIVE SUMMARY **1**

1.0 INTRODUCTION AND BACKGROUND **2**

1.1 SITE DESCRIPTION 3
1.2 PHYSICAL SETTING 3
1.3 SUMMARY OF REMEDIAL ACTIVITIES 5
1.3.1 UST Removal *5*
1.3.2 Removal of Building Slab and Soils *6*
1.3.3 Installation of Sub Slab Depressurization System *7*

2.0 FIELD METHODOLOGY **8**

2.1 JANUARY 2004 SAMPLING EVENT 9
2.2 JULY 2004 SAMPLING EVENT 9
2.3 OCTOBER 2004 SAMPLING 11

3.0 RESULTS OF FIELD INVESTIGATIONS **12**

3.1 SOIL ANALYTICAL RESULTS 12
3.1.1 January 2004 Soil Analytical Results *12*
3.1.2 July 2004 Soil Analytical Results *13*
3.1.3 October 2004 Soil Analytical Results *14*
3.2 GROUNDWATER ANALYTICAL RESULTS 14
3.2.1 January 2004 Groundwater Analytical Results *14*
3.2.2 October 2004 Groundwater Analytical Results *15*
3.3 SOIL-GAS ANALYTICAL RESULTS 17
3.3.1 July 2004 Soil-Gas Analytical Results *17*
3.3.2 October 2004 Soil-Gas Analytical Results *18*

4.0 SITE RESTORATION ACTIVITIES **20**

5.0 CONCLUSIONS AND RECOMMENDATIONS **21**

6.0 BIBLIOGRAPHY **23**

7.0 SIGNATURES OF ENVIRONMENTAL PROFESSIONALS **24**

TABLE OF CONTENTS
(CONTINUED)

Table 7 Summary of VOCs in Groundwater – October 2004
Table 8 Summary of VOCs in Soil-Gas – July 2004
Table 9 Summary of VOCs in Soil-Gas - October 2004

EXECUTIVE SUMMARY

Shaw Environmental and Infrastructure (Shaw) has been retained by the New York City School Construction Authority (NYCSCA) to prepare a Remedial Action Report (RAR) for the Adams Brush Manufacturing Site (hereafter referred to as the "Site") located at 94-02 104th Street in Queens, New York. The work at this facility is being performed pursuant to the August 5, 2003 Voluntary Cleanup Program (VCP) agreement #V-00656 entered into between the NYCSCA and the New York State Department of Environmental Conservation (NYSDEC).

Pursuant to the VCP, in July 2003 Shaw prepared a Remedial Action Workplan (RAW) which summarized historical investigations characterizing subsurface conditions at the site. The RAW described the remedial actions to address on site contamination to ensure that the site is suitable for use as a school. These remedial actions entailed the removal and closure of existing underground storage tanks (USTs); the removal of existing building slabs and excavation of soils during construction of the school to allow venting and dissipation of accumulated volatile organic compound (VOC) concentrations from the soil gas. Post excavation sampling, following building slab and soil removal was performed to verify the effectiveness of the remedy.

Two USTs present on site were closed and removed in December 2003. Post excavation soil sample analytical results indicated no exceedances of any Technical & Administrative Guidance Memorandum (TAGM) values for VOCs or Semi-Volatile Organic Compounds (SVOCs).

Between December 2003 and October 2004, excavation work was conducted to prepare the site for the construction of the school building. Initially, the building slabs of the former Adams Brush Manufacturing Facility were removed. Following removal of the building slabs, the underlying soils were excavated to a depth of 18 feet below ground surface. The excavated building slabs and soils were transported to NYSDEC approved off site disposal facilities.

Following the completion of these remedial activities three additional subsurface investigations were conducted in January, July and October 2004 to characterize soil, groundwater, and soil gas at the site.

Based on these investigations the following findings and conclusions are provided:

- Post excavation sampling of soils completed pursuant to the RAW indicated no exeedances of VOCs or semi-volatile organic compounds (SVOCs) above NYSDEC Technical and Administrative Guidance Memorandum (TAGM) HWR 4046. Metal detections were all within eastern USA background concentrations. No source area of VOC contamination was found at the site and no residual soil contamination exists at the site that would impact groundwater quality beneath the site.

- Groundwater exhibits low levels of selected VOCs including tetrachloroethene (PCE) and trichloroethene (TCE). No on-site source of these compounds has been identified as part of these investigations. The presence of these VOCs was concluded to be from an off-site source related to dry cleaning facilities upgradient of the site. Concentrations of PCE and TCE in groundwater have decreased considerably since 1999. Levels of PCE or TCE in groundwater have decreased from a high of up to 1300 ppb in 1999 to 52 ppb or less, in 2004. The concentrations of VOCs in groundwater have decreased substantially, and have been demonstrated through this investigation to have remained low. The depth to groundwater on-site is approximately 30-33' below grade; occupants of the school building will not come into contact with the groundwater. Therefore, the presence of residual concentrations of VOCs in groundwater will not affect the school building occupants, and remediation of residual VOCs in groundwater will not be required.
- Analytical results for soil gas samples obtained in July and October 2004 (after removal of the old building slabs) have shown a marked decrease in soil gas vapors in subsurface soils. This indicates that removal of the building slabs have, in fact, allowed for dissipation of soil gas vapors from the subsurface soils. The source of residual VOCs in soil vapor was concluded to be from emissions from groundwater contaminated with VOCs migrating onto the site from upgradient sources (i.e. dry cleaning facilities).
- Site restoration activities included construction of the school building which covers the majority of the property, with concrete or asphalt pavement and limited landscaping over the remaining areas of the site.

A sub-slab depressurization system (SSDS) and vapor barrier were installed as an added precaution to prevent any residual soil gas vapors from entering the school building in the future. The SSDS will initially be operated in an active mode until such time as it can be demonstrated to the satisfaction of the New York State Department of Health (NYSDOH) that the system can be converted to the passive mode. Pursuant to the goal of the VCP, the site has been remediated to a level that is protective of public health and the environment, and the site is suitable for use as a school.

1.0 Introduction and Background

Shaw Environmental & Infrastructure, Inc. (Shaw) has been retained by the New York City School Construction Authority (NYCSCA) to prepare a Remedial Action Report (RAR) for the Adams Brush Site (the "Site") located in Ozone Park, Queens, New York. The Site is the location of a new New York City public school. The work at this facility is being performed pursuant to the August 5, 2003 Voluntary Cleanup Agreement (#V-00656) entered into between the NYCSCA and the New York State Department of Environmental Conservation (NYSDEC). Work completed under the Voluntary Cleanup Program (VCP) to date includes the performance of site investigations completed per discussions with the NYSDEC. Multiple investigations have been conducted at this site since the late 1990's, including the preparation of a Remedial

Action Workplan (RAW) in July 2003, and the completion of additional investigations subsequent to the RAW.

This report has been prepared pursuant to the requirements outlined in Section 5.8 (Remedial Action Report) in NYSDEC Draft DER-10 Technical Guidance for Site Investigation and Remediation (December 2002). Sections 1.1 and 1.2 provide background information on the site. Section 1.3 summarizes the remedy from the decision document and details all remedial actions completed. Quantities and concentrations of contaminants removed and treated and a listing of waste streams, quantity of materials disposed, and disposal facilities are described in Section 1.3.1. Manifests documenting off site transport and disposal are included in Appendix H.

Appendix I to this report describes the nature and extent of contamination prior to the implementation of the remedy which was previously presented in the RAW. Sections 2 and 3, describe methodologies and results of the post remedial investigations at the site. Figures 3-10 and Tables 1-9 summarize the data of the post remedial investigations. Supplemental information in support of Sections 2 and 3 are presented in Appendices A-G.

Site restoration activities are described in Section 4 and depicted in Drawing 1. Filed copies of engineering and institutional controls and a Site Management Plan (SMP) are provided under separate cover as companion documents to this report.

1.1 Site Description

The Site is located at 94-02 104th Street in Queens, New York. It is bordered by 94th Avenue and 95th Avenue to the north and south, and 104th and 102nd Streets to the east and west. (Figure 1 is a Site Location Map; Figure 2 provides a Site Plan).

Adjacent land uses include a strip mall to the north across 94th Avenue, apartment buildings and private residences across 95th Avenue to the south, private residences and commercial properties (including an auto repair business) to the east across 104th Street, and mixed residential, commercial, public, and auto repair uses to the west across 102nd Street. The surrounding neighborhood is a mix of similar uses.

1.2 Physical Setting

The Site is located in the southwestern portion of Long Island, New York, at an elevation of approximately 20 feet above mean sea level. Site topography is relatively level. The geomorphic setting is within a glacial outwash plain adjacent to the Harbor Hill Terminal Moraine. The outwash plain deposits consist of sand and gravel, and have generally high hydraulic conductivity. A general stratigraphic sequence consists of a thin veneer of recent sediments of alluvial and marine origin, underlain by the Upper Glacial Aquifer composed of glacial till and outwash. The Magothy Aquifer,

a thick deposit of sand, silty sand, and clay lenses of Cretaceous age underlies the Upper Glacial Aquifer at the Site location at a depth of approximately 350 feet. Underlying the Magothy are other Cretaceous unconsolidated formations including the Raritan Formation and the Lloyd Sand. Bedrock underlies the Lloyd Sand at the Site location at a depth of approximately 800 ft bgs.

Site soils are composed of a layer of fill materials consisting of ash, cinder, glass, concrete, glass, and asphalt, overlying native soils consisting of fine sand and silt, clays, and gravel. Depth to groundwater is approximately 33 to 35 ft bgs. Groundwater flow direction is to the south/southwest in the direction of the nearest surface water bodies, the tributary creeks to Jamaica Bay. Figure 3, a groundwater contour map, is based on groundwater gauging data collected by Shaw on August 8, 2002.

1.3 Summary of Remedial Activities

The July 2003 RAW addressed the remedial actions needed in order for the site to be considered suitable for development of a school. These remedial actions were consistent with the activities required to prepare the site for the construction of the new school. Remedial actions completed subsequent to the 2003 RAW included removal of all existing USTs and any contaminated soil associated with the USTs; removal of the existing building slabs/underlying soils, resulting in the anticipated dissipation of residual soil vapors that had accumulated beneath the building foundations; and installation of a vapor barrier and sub slab depressurization system (SSDS) as an added safeguard against residual soil vapors entering the school in the future. There were no changes to the remedial design as described in the RAW and there were no problems encountered during implementation of the remedy. During the excavation activities a Community Air Monitoring Plan (CAMP) was implemented by the Contractor.

1.3.1 UST Removal

Two USTs and associated contaminated soils were removed during December 1-4, 2003. The two USTs were identified as one 2000 gallon UST and one 10,000 gallon UST. Figure 2 shows the historic location of the USTs. The tank excavation and removal work was conducted by Tyree of Farmingdale, New York, pursuant to applicable New York State Department of Environmental Conservation UST closure requirements.

Closure activities associated with the 2000 gallon UST began on December 1, 2003. The tank was enclosed in a concrete vault. Liquid waste inside the tank was pumped out for subsequent disposal. The UST contained approximately 3 yards of sand or sludge which was removed and placed on polyelthylene sheeting. The UST was then removed from the excavation, placed on a concrete slab, and cut open to permit cleaning. The tank carcass was then transported to an off site disposal facility. Petroleum contaminated soil and the concreted vault were removed from the excavation for subsequent off site disposal.

On December 2, 2003, the 10,000 gallon UST was uncovered. This UST was also enclosed in a concrete vault. Inspection of the inside of the tank indicated the presence of residual fuel oil and sand or sludge. There was no detection of VOCs based on readings from a photoionization detector. Soils were removed from the tank and placed on polyethylene sheeting. The UST was then cut open and cleaned for subsequent off site disposal. Petroleum impacted soil from the excavation and the concrete vault were removed from the excavation for subsequent off site disposal.

Following removal of the USTs and contaminated soils from the excavation, confirmatory end point sampling was performed in accordance with NYSDEC requirements. Closure of the tanks was completed on December 4, 2003. A copy of the analytical data and the UST closure documentation will be provided under separate cover.

During closure of both the 2000 gallon and 10,000 gallon USTs, the following materials were removed from the site:

- Approximately 660 gallons of gasoline/fuel oil contaminated water and tank sand/sludge were removed and disposed of at Tyree Brothers Environmental located in Farmingdale, New York.
- Approximately 160 tons of soil from around the tank excavations was removed and disposed of at an approved off site facility.
- Approximately 4,500 tons of concrete and concrete debris from the UST vaults were removed and disposed of at an approved off site facility.

1.3.2 Removal of Building Slab and Soils

Prior to implementation of the remedy, in-situ sampling was completed in this area to characterize the soils that would be removed from the site. Two investigations were completed: a Pre-Construction Environmental Site Assessment performed in September 2002 and a Supplemental Investigation completed in January 2003. These investigations confirmed the absence of a source area of contamination on-site. Results of these subsurface investigations are summarized in the RAW, and are provided in Appendix I to this report.

Shaw performed oversight for the removal of the building slab and associated soils, which was performed by Skanska of Ozone Park, New York from approximately May 2004 to October 2004.

The concrete slabs of the former Adams Brush Manufacturing plant and the underlying soils were removed and transported to approved offsite disposal facilities. Soils were excavated to an approximate depth of 18 ft bgs. Figure 2A depicts the excavation area. As the excavation progressed a truck ramp was constructed into the excavation to permit soil loading and removal from the site. Sides of the excavation were supported with sheeting and shoring during the excavation activities.

Excavation activities commenced on May 6, 2004 for the removal of the upper 6 feet of soils across the foot print of the proposed school. The soils along with the building slabs were classified as municipal solid waste because an ash layer had been identified within this zone. Excavation of the municipal solid waste materials was completed on October 20, 2004. A total of 383 truck loads of municipal solid waste material were removed from the site.

Excavation of the remaining soils from 6 feet to 18 feet below ground surface was initiated on June 21, 2004 and was completed on September 15, 2004. A total of 688 truck loads of material was removed and disposed as non-hazardous contaminated soil, consistent with 6 NYCRR Part 360-7.1(b)(i).

During the remediation a brick structure was exposed in the southeast corner of the excavation area which extended from about 4-16 feet below ground surface. An 8-inch pipe and a 2-inch pipe were

protruding from the bottom of the structure and extended into the excavation area. The area of the pipe was screened with a PID and no VOC emissions were detected. There was no evidence of any historic discharge (staining) from the pipes. This structure was subsequently removed and disposed off site. While the purpose of this structure could not be determined there was no evidence of any releases to soil or groundwater from this structure

Waste disposal manifests are included in Appendix H. Waste material types and quantities removed from the site are summarized as follows:

- Approximately 12,700 tons of municipal solid waste was removed from the site and disposed of at Copley Quarry located in White Hall, Pennsylvania, and at Soil Safe in Logan Township, New Jersey.
- Approximately 27,900 tons of non-hazardous contaminated soil was removed from the site and disposed of at Transmine, Inc. located in West Hampton Beach, New York and FDP located in Jersey City, New Jersey.

1.3.3 Installation of Sub Slab Depressurization System

A sub-slab depressurization system (SSDS) and vapor barrier were installed beneath the school as an added precaution to prevent any residual soil gas vapors from entering the school building in the future. The SSDS will initially be operated in an active mode until such time as it can be demonstrated to the satisfaction of the New York State Department of Health (NYSDOH), that the system can be converted to the passive mode. Pursuant to the goal of the VCP, the site has been remediated to a level that is protective of public health and the environment, and the site is suitable for use as a school. Appendix F contains documentation related to the Sub Slab Depressurization System.

2.0 Field Methodology

Pre-remedial investigations were performed at site and are described in detail in the RAW. Appendix I contains figures and tables summarizing the investigations that were completed prior to the implementation of the remedy.

Subsequent to the submission of the RAW and pursuant to NYSDEC discussions, three additional subsurface investigations were conducted by Shaw in January, July and October 2004. These investigations represent post remedial sampling and analysis of soil, groundwater and soil vapors. In January 2004, a groundwater investigation was completed to confirm that concentrations of PCE and TCE in groundwater remained low prior to placement of footings for the new school building. This work was performed in accordance with a letter workplan dated December 29, 2003 (Appendix A). Pursuant to the RAW, and to document the quality of post-excavation soil and soil gas following removal of the USTs and building slabs, soil borings were performed during the July 2004 event. In October 2004, soil, soil gas and groundwater samples were obtained in accordance with requests made by the NYSDEC (reference correspondence dated August 20, 2004, Appendix B) and in accordance with a Groundwater Sampling Workplan dated September 2, 2004 (Appendix C). The work was completed to provide additional information on subsurface conditions at the site.

This section presents the sampling and analysis methods utilized for the investigation programs conducted at the Site.

2.1 January 2004 Sampling Event

Geoprobe soil borings were performed within the excavation for the footprint of the new building, in accordance with a Work Plan Letter submitted to the NYSDEC on December 29, 2003 (Appendix A). The purpose of this investigation was to perform delineation work within this area, prior to the installation of footings for the new buildings foundation to verify that no subsurface contamination was present that could affect construction operations. Sampling performed for this event included the collection of 31 soil samples from beneath the proposed foundation area, and the collection of groundwater samples from 8 select locations across the site.

On January 5-9, 2004, Shaw oversaw the installation of 31 Geoprobe soil borings for the collection of soil and groundwater samples, as shown on Figure 4. Logs of Soil Borings are provided in Appendix D. Drilling was performed by Zebra Environmental of Inwood, New York.

At each boring location, continuous soil samples were obtained at depths commencing from 18 to 34 ft bgs. One soil sample from each boring was chosen for laboratory analysis. The criteria for selection of laboratory analysis samples at each boring was: 1) the sample exhibiting the highest Photo Ionization Detector (PID) reading, or 2) the sample exhibiting any visual or olfactory evidence of contamination, or, if no evidence of contamination was detected, then 3) the sample from the 18-22 ft. or 22-26 ft. depth interval was submitted for analysis.

Upon encountering the groundwater table at boring locations SB-2W, SB-5W, SB-12, SB-14, SB-21, SB-26, SB-28 and SB-29, the Geoprobe rods were extended an additional five feet into the groundwater table, and representative groundwater samples were obtained, in accordance with protocols outlined in the RAW.

A total of 31 soil samples, designated as SB-1 through SB-31, and 8 groundwater samples, designated as SB-2W, SB-5W, SB-12, SB-14, SB-21, SB-26, SB-28 and SB-29 were submitted to Chemtech of Mountainside, New Jersey for analysis of VOCs by EPA Method 8260. Quality control samples were also obtained in accordance with the RAW.

2.2 July 2004 Sampling Event

In accordance with the RAW, post excavation samples were obtained after removal of the two USTs was completed and the existing building slab was removed. (It should be noted that the soil gas samples were obtained using Summa canisters as opposed to sorbent (charcoal/poropak) tubes as proposed in the RAW. The use of Summa canisters for acquisition of soil gas samples was approved by NYSDEC).

On July 10-11, 2004, Shaw oversaw the installation of 12 Geoprobe soil borings, as shown on Figure 5. Logs of Soil Borings are provided in Appendix D. Drilling was performed by Aquifer

Drilling & Testing, Inc. of New Hyde Park, New York. At each boring location, continuous soil samples were obtained at depths commencing from 18 ft to approximately 34 ft bgs. At the 21-22' depth interval of each boring, a representative soil-gas sample was obtained, in accordance with soil-gas sampling protocols outlined in the RAW.

One soil sample from each boring was chosen for laboratory analysis. The criteria for selection of the laboratory analysis sample was: 1) the sample exhibiting the highest Photo Ionization Detector (PID) reading, or 2) the sample exhibiting any visual or olfactory evidence of contamination, or, if no evidence of contamination was detected, then 3) the sample from the depth interval just above the water table was submitted for analysis.

A total of 13 soil samples, designated as B-1 through B-4, B-5(23-28'), B-5(28-33'), and B-6 through B-12 were submitted to Chemtech of Mountainside, New Jersey for analysis of TCL VOCs by EPA Method 8260, TCL SVOCs by EPA Method 8270, TAL Metals by EPA Method 6010/7471, and Cyanide by EPA Method SW-9012. A total of 12 soil-gas samples were submitted to Con-Test Analytical Laboratory of East Longmeadow, Massachusetts for analysis of VOCs by EPA Method TO-14. Quality control samples were also obtained in accordance with the RAW.

2.3 October 2004 Sampling

A NYSDEC letter of response dated August 20, 2004 (Appendix B) pertaining to results of the above mentioned post excavation samples, requested a round of groundwater sampling. The NYSDEC also requested the sampling of saturated soils at the groundwater table, to determine if free phase chlorinated compounds were present in the soils. In response to this request, Shaw prepared a Groundwater Sampling Workplan dated September 2, 2004 (Appendix C). This workplan outlined the collection of groundwater samples from 11 locations within the site boundaries and upgradient of the site, as well as collection of saturated soil samples from two (2) boring locations. .Additionally, it was decided to include the collection of soil gas samples to provide additional information on the concentration and distribution of VOC vapors at the site.

On October 23-November 1, 2004, Shaw oversaw the performance of 10 Geoprobe soil borings, identified as sampling locations PB-1 through PB-6 plus PB-8 through PB-11, as shown on Figure 6. Logs of Soil Borings were prepared for the four boring locations where soil samples were obtained and classified (PB-5, 8, 9 & 10); these logs are provided in Appendix D. Drilling was performed by Aquifer Drilling & Testing, Inc. One proposed soil boring location, PB-7, was not accessible due to the presence of trenching activities occurring at this location.

At each boring location, drilling commenced to a depth of approximately 30 ft bgs, at which point a representative groundwater sample was obtained for laboratory analysis. The Geoprobe rods were then withdrawn, and a second boring was performed adjacent to the first boring. The second boring was performed to a depth of approximately 21 ft bgs, at which point a representative soil-gas sample was obtained from the 21-22' depth interval.

After obtaining the soil-gas sample at boring locations PB-5, 8, 9 & 10, the rods were withdrawn and a third boring was performed, adjacent to the first two. Drilling of the boring continued until the groundwater table was encountered at a depth of approximately 30 ft bgs, at which point a sample of the saturated soil was obtained. At each of the four boring locations, the soil sample was field screened with a PID. Two of the samples, PB-8 and PB-10, had detectable concentrations of VOCs with the PID; therefore, these two samples were retained for laboratory analysis. The remaining two borings (PB-5 and PB-9) were non-detect for field screening with a PID; therefore, soil samples from these borings were not submitted for laboratory analysis.

Soil Samples PB-8 and PB-10 were submitted to Chemtech for analysis of TCL VOCs by EPA Method 8260. In addition, 10 groundwater samples were submitted to Chemtech for analysis of TCL VOCs by EPA Method 8260. Quality control samples were also obtained in accordance with the RAW. A total of 10 soil-gas samples were submitted to EMSL Analytical, Inc. of Westmont, New Jersey for analysis of VOCs by EPA Method TO-15.

3.0 Results of Field Investigations

Analytical results for each media of concern are discussed in sections 3.1 through 3.3, and are displayed on Tables 1 through 9. Sampling locations are depicted on Figures 4 through 10. Copies of all laboratory analytical data packages can be found in Appendix E. Supporting documentation for the SSDS is located in Appendix F.

Soils analytical results were compared to the Recommended Soil Cleanup Objectives (RSCOs), published in the NYSDEC Technical and Administrative Guidance Memorandum (TAGM) HWR-4046, "Determination of Soil Cleanup Objectives and Cleanup Levels", January 1994. The RSCOs were chosen for comparative purposes because they are the most stringent TAGM values based on the most sensitive receptors, and they allow for unrestricted use of the site. Where metals values were found to exceed the RSCOs, they were further evaluated against the Eastern USA Background values, to determine if the concentrations present were within the range of regional values presented.

Groundwater data were compared to New York State Ambient Water Quality Standards and Guidance Values, as set forth in the NYSDEC Division of Water Technical Operational Guidance Series (TOGS) number 1.1.1, "Ambient Water Quality Standards and Guidance Values", June 1998. Ambient water quality standards are enforceable standards as set forth in the regulations. Where ambient water quality standards do not exist, ambient water quality guidance values provided in the TOGS 1.1.1 were used for comparison to the groundwater results. The Class GA groundwater quality standards used for comparative purposes in this report are the most stringent of standards for groundwater and relate to the quality of drinking water that is safe for consumption.

3.1 Soil Analytical Results

3.1.1 January 2004 Soil Analytical Results

Samples from the January 2004 sampling event were obtained for the purpose of delineating VOCs in soils prior to the installation of footings for the new school building foundation. Sampling performed for this event included the collection of 31 soil samples from beneath the proposed foundation area. A summary of the analytical data can be found on Table 1; the boring locations are depicted on Figure 4.

There were no exceedances of TAGM values in any of the samples. The majority of the detections were for methylene chloride, which is a common laboratory contaminant. At the low concentrations detected, it can be assumed the presence of methylene chloride is due to laboratory contamination and not to the presence of this compound in subsurface soils. Tetrachloroethene (PCE) was detected in one sample, SB-21, at a concentration of 13 parts per billion (ppb), which is well below the TAGM value of 1,400 ppb. This concentration is considered to be negligible. There were no other detections reported for VOCs in soil.

In conclusion, there were no VOC detections in soil at concentrations exceeding the TAGMs that would affect the installation of the new school building footings.

3.1.2 July 2004 Soil Analytical Results

Samples from the July 2004 sampling event were obtained for the purpose of recording the condition of post-excavation soils following the excavation and removal of two USTs, and the removal of the building foundation slab and underlying soils, and to verify the absence of contaminant source areas. Post excavation sampling was conducted in accordance with procedures detailed in the RAW. Sampling performed for this event included the collection of 13 soil samples from beneath the former building slab locations. All samples were analyzed for TCL VOCs, TCL SVOCs, TAL metals, and cyanide. A summary of the analytical data can be found on Tables 2 through 4; the boring locations are depicted on Figure 5.

Two VOC compounds were detected in several of the samples: methylene chloride and naphthalene. Methylene chloride, a common laboratory-induced sample contaminant, was also detected in the laboratory method blank. Therefore, it is believed the presence of methylene chloride (which is present in all samples at concentrations well below the TAGMs) is attributed to laboratory-induced contamination. Naphthalene was detected in several samples at concentrations ranging from 3.7 ppb to 49 ppb; these detections are negligible when compared to the TAGM value of 13,000 ppb.

With respect to SVOC analyses, two compounds were detected: fluoranthene and bis (2-ethylhexyl) phthalate. Fluoranthene was detected in one sample, B-3, at an estimated concentration of 37 ppb; the TAGM value for this compound is 50,000 ppb. Therefore, its presence is considered to be negligible. Bis (2-Ethylhexyl) phthalate was detected in one sample, B-5, at an estimated concentration of 60 ppb; this is well below the TAGM value of 50,000 ppb. The presence of this compound is considered to be negligible as well.

Metals analyses detected the presence of several exceedances of the TAGM values. All samples were found to exceed the TAGM value for iron, with concentrations ranging from 5460 parts per million (ppm) in sample B-7 to 15,400 ppb in sample B-5 (28-33'). However, all these concentrations were within the Eastern USA background range for iron of 2,000-550,000 ppm, indicating that all samples were within the range of background values found throughout the Eastern USA. The same applies to the remaining isolated detections of metals exceedances reported for various boring locations across the site; all reported TAGM exceedances are below the Eastern USA Background values. Therefore, it is concluded that the presence of metals in these samples is not anticipated to be of concern.

In conclusion, there were no source areas of contamination associated with the former Adams Brush Manufacturing Facility.

As required in the July 2003 RAW, a Data Usability Summary Report (DUSR) was prepared by Shaw for test results obtained during the July 2004 post excavation sampling event. It is important to note that

although the report indicates that the package is not complete as defined by the requirements for NYSDEC Analytical Services Protocol (ASP) Category B Deliverables, the discrepancies were minor in nature and were found to have not affect the overall quality of the laboratory analytical data. The data are considered usable for the purpose of this evaluation. A copy of the DUSR report is provided in Appendix G.

3.1.3 October 2004 Soil Analytical Results

Soil samples from the October 2004 sampling event were obtained at the request of the NYSDEC in their letter dated August 20, 2004 (Appendix B), regarding their concern that chlorinated compounds in soils below the water table may be the source of chlorinated compounds detected in groundwater and in soil-gas vapors. Sampling performed for this event included the collection of saturated soil samples from beneath the groundwater table, from soil borings where PID readings were obtained at this depth interval. Two soil borings (PB-8 and PB-10) were reported to have PID detections (14.0 ppm and 0.4 ppm, respectively), therefore, saturated soil samples were obtained and analyzed for these two borings. The soil samples were analyzed for TCL VOCs. A summary of the analytical data can be found on Table 5; the boring locations are depicted on Figure 6.

Analytical results for samples PB-8 and PB-10 indicated the presence of two VOC compounds: acetone and methylene chloride. Both compounds are common laboratory contaminants; furthermore, for both samples the two compounds were also detected in the laboratory method blank, indicating the presence of the compound is attributable to laboratory contamination. Therefore, the presence of acetone and methylene chloride is considered to be due to laboratory contamination, and not to the presence of the compounds in the subsurface soils.

In conclusion, there were no VOC compounds detected in the soil samples obtained in October 2004 that contributed to the presence of VOCs in groundwater beneath the site.

3.2 Groundwater Analytical Results

3.2.1 January 2004 Groundwater Analytical Results

Samples from the January 2004 sampling event were obtained for the purpose of verifying that no subsurface contamination was present that could affect construction operations. Sampling performed for this event included the collection of 8 groundwater samples, identified as samples SB-2W, SB-5W, SB-12, SB-14, SB-21, SB-26, SB-28 & SB-29, from beneath the proposed foundation area. A summary of the analytical data can be found on Table 6; the boring locations are depicted on Figure 7.

Groundwater analytical results were compared to New York State Ambient Water Quality Standards and Guidance Values, as set forth in the NYSDEC Division of Water TOGS # 1.1.1, "Ambient Water Quality

Standards and Guidance Values", June 1998. The Class GA groundwater quality standards used for comparative purposes in this report are the most stringent of standards for groundwater and relate to the quality of drinking water that is safe for consumption.

VOC concentrations exceeding the NYSDEC Groundwater Standards (GWS) included chloroform, PCE and TCE. Chloroform was detected in three of the samples at concentrations above the GWS of 7 ppb as follows: SB-2W at 9.3 ppb, SB-5W at 13 ppb and SB-26 with 8.3 ppb. PCE was detected in three samples at concentrations exceeding the GWS of 5 ppb as follows: SB-5W at 8.1 ppb; SB-21 at 13 ppb, and SB-26 at 7.3 ppb. Finally, TCE was detected in one sample at a concentration exceeding the GWS of 5 ppb, as follows: SB-29 at 6.2 ppb.

In conclusion, there was no significant groundwater contamination detected that would impact construction. VOC concentrations have decreased considerably since 1999. Levels of PCE or TCE have decreased from a high of 1300 ppb in 1999 to 13 ppb in January 2004.

3.2.2 October 2004 Groundwater Analytical Results

In accordance with a request made in the NYSDEC response letter dated August 20, 2004 (Appendix B), one round of groundwater samples was obtained in October 2004. Sampling performed for this event included the collection of 10 groundwater samples, identified as PB-1 through PB-6 plus PB-8 through PB-11. A summary of the analytical data can be found on Table 7; the boring locations are depicted on Figure 8.

VOC detections at concentrations exceeding the GWS included chloroethane, methylene chloride, cis-1,2-dichloroethene, trichloroethene and tetrachloroethene. Chloroethane was detected in one sample at a concentration above the GWS of 5 ppb as follows: PB-4 at 20 ppb. Methylene chloride was detected in two samples at concentrations above the GWS of 5 ppb as follows: PB-6 at 48 ppb and PB-8 at 36 ppb. Cis-1,2-dichloroethene was detected in two samples at concentrations above the GWS of 5 ppb as follows: PB-1 at 7.4 ppb and PB-5 at 7.8 ppb. TCE was detected in one sample at a concentration above the GWS of 5 ppb as follows: PB-8 at 6.2 ppb.

There was one detection of PCE in groundwater at 52 ug/l (in PB-10). The detections of PCE are likely related to upgradient sources. Specifically, two dry cleaning establishments, John's Cleaners immediately north of the Site and T.E Cleaner and Laundromat northeast of the Site, were concluded to be sources of the PCE in groundwater.

The results of the investigation have shown that VOC detections in groundwater exhibit low concentrations that are orders of magnitude lower than concentrations detected in 1999. In addition, the concentrations of VOCs have been demonstrated to have remained low through these sample events. Given the low levels of VOCs detected in groundwater, it is Shaw's professional opinion that remediation of VOCs in groundwater is not required. Depth to groundwater at the site is 30-33' below grade; occupants of the school building will

not be exposed to the groundwater. Therefore, the presence of residual concentrations of VOCs in groundwater will not have an affect upon occupants of the school building.

3.3 Soil-Gas Analytical Results

3.3.1 July 2004 Soil-Gas Analytical Results

The July 2003 RAW indicated that removal of the existing building slab should result in dissipation of trapped soil gas from the subsurface soils. Therefore, soil-gas samples were obtained in July 2004 for the purpose of documenting the concentrations of VOCs in soil-gas after removal of the building slab. Sampling performed for this event included the collection of 12 soil-gas samples, identified as samples B-1 through B-12, for EPA Method TO-14 analysis. A summary of the analytical data can be found on Table 8; the boring locations are depicted on Figure 9.

VOC concentrations detected included several of the STARS VOC parameters such as benzene, toluene, ethylbenzene and xylenes, all at concentrations less than 25 micrograms/cubic meter ($\mu g/m^3$). All these compounds are present in petroleum products, such as gasoline. The presence of these compounds may be attributable to the location of the property within a highly urban area, where residual concentrations of these compounds is a common occurrence in soil, soil gas and groundwater, and is not related to any on-site release.

The presence of PCE, TCE, and chloroform was also detected in a number of soil vapor samples and at higher concentrations than the STARS VOC values. PCE concentrations ranged from 265 $\mu g/m^3$ in sample B-10 to 10,300 $\mu g/m^3$ in sample B-1. TCE concentrations were overall lower than the PCE concentrations. TCE concentrations ranged from 7.0 $\mu g/m^3$ in sample B-12 to 989 $\mu g/m^3$ in sample B-6. Chloroform was detected at generally lower concentrations than PCE and TCE, ranging from 3.3 $\mu g/m^3$ in sample B-6 to 173 $\mu g/m^3$ in sample B-11.

As demonstrated on Figure 9, there is a tendency to observe the highest PCE concentrations beneath the northwest corner of the site; this is likely due to the close proximity of the dry cleaners. The highest TCE concentrations were detected beneath the east corner. TCE is a degradation product of PCE; therefore, the presence of TCE is likely attributable to the degradation of PCE.

In conclusion, removal of the building slab prior to this sampling event resulted in significantly reduced concentrations of PCE, TCE and CF in subsurface soil vapors; a review of recent and historical data is provided in Section 3.3.2.

3.3.2 October 2004 Soil-Gas Analytical Results

To further document the dissipation of soil gas vapors from beneath the former building slab location, additional soil gas samples were obtained in October 2004. Sampling performed for this event included the collection of 10 soil-gas samples, identified as samples PB-1 through PB-6 plus PB-8 through PB-11, for analysis by EPA Method TO-15. A summary of the analytical data can be found on Table 9; the boring locations are depicted on Figure 10.

It is important to note the EPA Method TO-14 utilized for analysis of the July 2004 samples contains a smaller listing of compounds than does the EPA Method TO-15 utilized for the October 2004 analyses. Therefore, there were numerous compounds detected in October 2004 such as propylene, ethanol, isopropyl alcohol, acetone, 2-Butanone for which there are no historical data available to determine the relative increase/decrease in concentration.

However, for compounds historically detected in soil gas, a continuing decrease in concentration has been observed. Concentrations of PCE, TCE and chloroform have all continued to decrease as follows: total PCE concentrations ranged from 265 to 10,300 $\mu g/m^3$ in July 2004 and have decreased to concentrations ranging from 6.8 to 790 $\mu g/m^3$ in October 2004. Likewise, TCE concentrations decreased from a range of 7.0 to 989 $\mu g/m^3$ in July 2004 to a range of 2.9 to 78 $\mu g/m^3$ in October 2004. Chloroform concentrations also showed an overall decrease in concentration over time; concentrations ranged from 3.3 to 70 $\mu g/m^3$ in July 2004, whereas in October 2004 concentrations of chloroform ranged from 3.5 to 28 $\mu g/m^3$.

Other compounds detected in the October 2004 soil-gas sampling event included several STARS compounds, which were also detected in soil gas in July 2004: BTEX, 1,3,5- and 1,2,4-Trimethlybenzene, and 1,4-Dichlorobenzene. Two additional compounds were also detected in October: Methyl Tertiary Butyl Ether (MTBE) and 1,3-Dichlorobenzene. Relative concentrations of these compounds were of the same magnitude for both the July and October sampling rounds, with two exceptions: concentrations for toluene and m & p xylenes were higher in October than in July. All of the aforementioned compounds are present in petroleum product such as gasoline; the presence of these compounds may be attributable to the location of the property within a highly urban area, where residual concentrations of these compounds is a common occurrence in soil, soil gas and groundwater, and is not related to any on-site release. No on-site source areas of contamination were discovered during these investigations that could be associated with the former Adams Brush Manufacturing facility.

Figure 10 continues to demonstrate the historical observation that the highest PCE concentrations are located on the northwest corner of the site. As indicated in Section 3.3.1 for the July 2004 soil gas data, the presence of PCE, TCE and chloroform in soil gas is consistent with both historical and recent groundwater analytical results for the site. The most likely sources of chlorinated compounds (PCE) in soil gas are the two drycleaners located on 94th Avenue, north of the site (Figure 8).

A summary of PCE & TCE concentrations from the last three sampling events is provided in the following table:

Sampling Date	Maximum PCE Conc. (ug/m^3)	Maximum TCE Conc. (ug/m^3)
January 2003 (Pre-slab removal)	13,000	5,300
July 2004 (Post-slab removal/soil excavation)	10,300	989
October 2004 (Post-slab removal/soil excavation)	790	78

Due to the presence of residual VOCs in soil gas, a vapor barrier and sub-slab depressurization system have been constructed beneath the school. The vapor barrier and depressurization system will prevent the migration of residual vapors into the school building. The layout of the SSDS, friction loss calculations to ensure that the roof fans achieve the design flow rates, and the manufacturer cut sheets on the SSDS components are provided in Appendix F.

4.0 Site Restoration Activities

Following completion of the remedial work, site restoration activities have included construction of the school building which covers the majority of the property, concrete or asphalt pavement around the school, and limited landscaping. Since the school was constructed within the excavation (remedial) area, no imported fill materials were used to restore the site. Drawing 1 depicts the layout of the school grounds.

Concrete pavement surrounds the northern, eastern, and southern portions of the school building. A school yard covers the western portion of the property. The school yard contains primarily asphalt pavement with a reinforced concrete pavement area for the outdoor lab and five recessed safety surfaces for fitness stations.

5.0 Conclusions and Recommendations

Conclusions and recommendations based on Shaw's assessment of the Site environmental data are as follows:

- Closure and removal of the USTs, removal of the concrete slab and excavation of fill soils to a depth of 18 ft bgs were performed in preparation of the site for construction of a future NYC public school building.

- Post excavation soil sample analyses found no VOC or SVOC compounds in soils at concentrations exceeding the NYSDEC TAGMs. Metals were detected at concentrations below their respective Eastern USA Background Values reported in NYSDEC TAGM 4046, which are not considered a concern.

- No on-site sources of contaminants were encountered during the course of this investigation that could pose an impact to groundwater or that could impact the future use of the property as a public school facility.

- Groundwater is contaminated with low levels of selected VOCs (PCE and TCE). Because no on-site source of the VOC contamination has been identified through this investigation, the presence of PCE and TCE in groundwater is assumed to be from an off-site source. Dry cleaning facilities are located upgradient and near the site, which are considered to be the most likely source of VOC contamination in groundwater.

- Concentrations of PCE and TCE in groundwater have decreased considerably since 1999. Levels of PCE or TCE in groundwater have decreased from a high of up to 1300 ppb in 1999 to 52 ppb or less, in 2004. Because concentrations of VOCs in groundwater have decreased substantially, and have been demonstrated through this investigation to have remained low, remediation of the VOCs in groundwater will not be required. Depth to groundwater on-site is 30-33' below grade; occupants of the school building will not come into contact with the groundwater. Therefore, the presence of residual concentrations of VOCs in groundwater will not have an affect upon occupants of the school building.

- A soil gas survey performed in 2003 detected PCE and TCE vapors at elevated concentrations generally at locations beneath the building slabs, and at depths corresponding to 18-22 ft bgs. Removal of the former building concrete slabs and underlying soil excavation to 18 ft bgs were completed as part of construction activities for the new school. This allowed for dissipation of the trapped soil gas. Analytical results for soil gas samples obtained in July and October 2004 (after removal of the building slab and excavation of underlying soils) have shown a marked decrease in soil gas vapors in subsurface soils.

- Due to the presence of residual soil gas vapors remaining in the subsurface soils, a vapor barrier and SSDS were constructed beneath the school as an added precaution, which will prevent any residual vapors from entering the school building and allow for safe occupancy of the school. The SSDS will be operated in an active mode until such time as it can be demonstrated to the satisfaction of the New York State Department of Health (NYSDOH), that the system can be converted to the passive mode.

- Site restoration activities included covering school grounds with concrete, asphalt, or limited landscaping.

Pursuant to the goal of the VCP, the site has been remediated to a level that is protective of public health and the environment, and the site is suitable for use as a school.

6.0 Bibliography

1. Sear Brown (1999), Phase I Environmental Site Assessment
2. P.W. Grosser (1999), Soil and Groundwater Investigation for Adams Global Industries, Inc.
3. P.W. Grosser (1999), Confirmatory Groundwater Sampling Results
4. P.W. Grosser (1999), Site Investigation Workplan
5. Camp Dresser and McKee (CDM) (2000), Preliminary Phase I Environmental Site Assessment
6. CDM (2000), Phase II Environmental Site Assessment
7. Shaw Environmental and Infrastructure (Shaw) 2002, Supplemental Phase II Environmental Site Investigation Report.
8. Shaw (2002), Pre-Construction Environmental Site Investigation Report
9. Shaw (2003), Results of Supplemental Sampling and Analysis Plan
10. Shaw (2003), Remedial Action Workplan.

7.0 Signatures of Environmental Professionals

Shaw Environmental and Infrastructure has prepared this Revised Remedial Action Report (RAR) for the Former Adams Brush manufacturing Site located at 94-02 104th Street, Borough of Queens, New York.

SHAW ENVIRONMENTAL AND INFRASTRUCTURE, INC.

Amy E. Fontana

Amy E. Fontana
Senior Environmental Scientist

Steven P. Goldberg /af

Steven P. Goldberg, Ph.D., CPG
Technical Reviewer

August Arrigo, P.E.
District Manager
License No. 070843

FIGURES

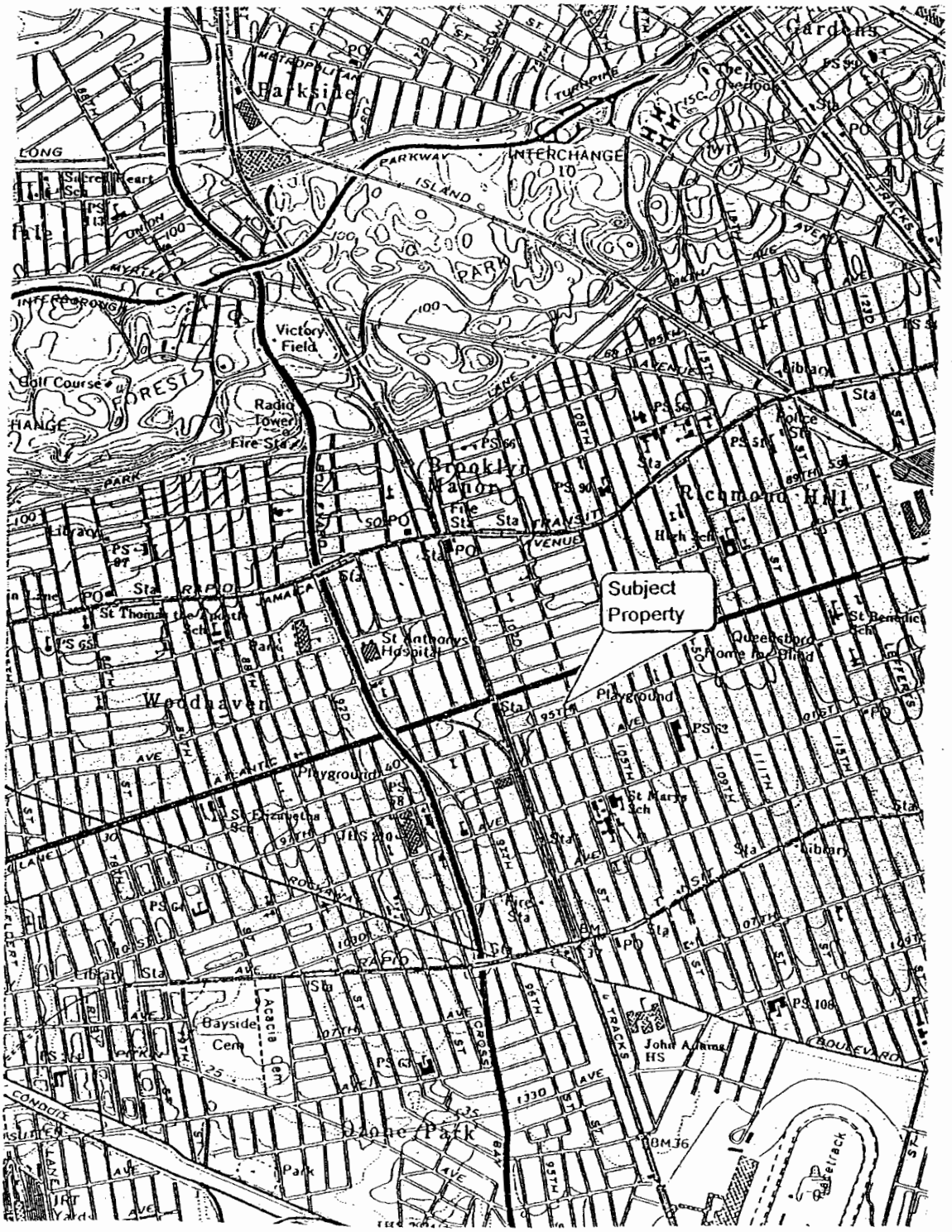

94-02 104th Street
Queens, NY

Shaw
Shaw E & I, Inc.

101-1 COLIN DRIVE
HOLBROOK, NEW YORK 11741
(631) 472-4000

FIGURE 1
SITE LOCATION MAP
ADAMS BRUSH MANUFACTURING

APPROXIMATE SCALE

Holbrook, ny	E. Dunseath	08/27/02	E. Gusta	09/11/02	E. Gustafson	09/11/02	84215	FIG1

LEGEND

FENCE LINE

PROPERTY LINE

T.E. CLEANER
AND LAUNDROMAT
43-43 104TH ST.

120-20
ATLANTIC AVE.
JOHN'S
CLEANERS

104TH STREET

94TH AVENUE

95TH AVENUE

103RD STREET

102ND STREET

FORMER 10,000 GALLON UST

FORMER 4 STORY CONCRETE BUILDING

FORMER 1 STORY BLDG

FORMER GUARD SHACK

FORMER 2,000 GALLON UST

FORMER WOOD SHED

FORMER 4 STORY CONCRETE BUILDING

FORMER 1 STORY BRICK BUILDING

FORMER 1 STORY GARAGE

FORMER 1,080 GALLON AST

RESIDENTIAL AREA

APPROXIMATE SCALE

0 50 100 FEET

N

Shaw E & I, Inc.

250 W. 34TH ST
NEW YORK, NEW YORK 10119
(212) 290-6000

FIGURE 2
SITE PLAN
ADAMS BRUSH MANUFACTURING
94-02 104TH STREET
QUEENS, NEW YORK

OFFICE	DRAWN BY	CHECKED BY	APPROVED BY	DRAWING NUMBER
New York, NY	R. Tagoff	R. Ferguson 5/17/05	S. Goldberg 5/17/05	1 FIG2

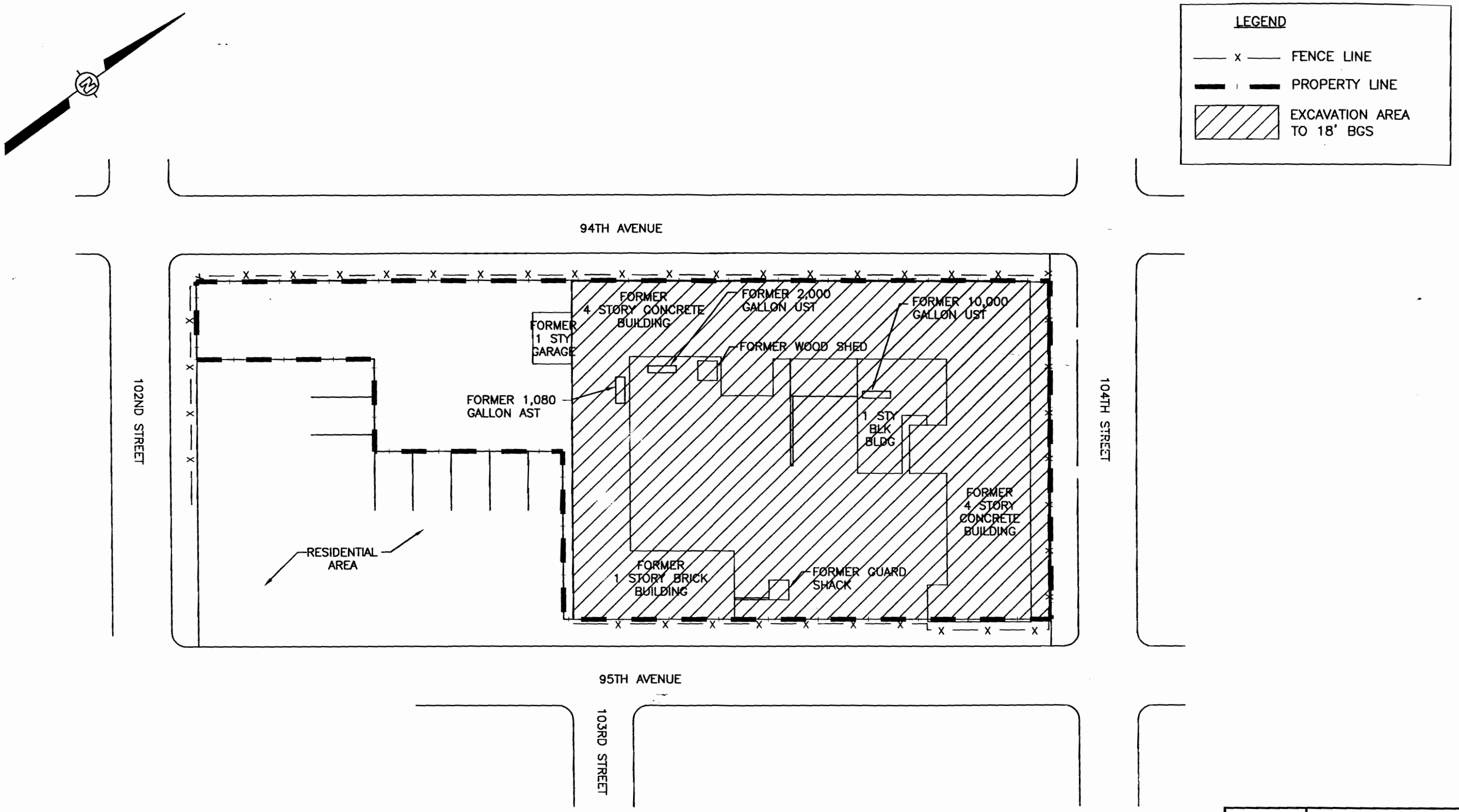

OFFICE	DRAWN BY	CHECKED BY	APPROVED BY	DRAWING NUMBER
New York, NY	R. Tagoff 5/17/05	R. Ferguson 5/17/05	S. Goldberg 5/17/05	110567-FIG2

Shaw E & I, Inc.

250 W. 34TH ST
NEW YORK, NEW YORK 10119
(212) 290-6000

FIGURE 2A
EXCAVATION AREA
ADAMS BRUSH MANUFACTURING
94-02 104TH STREET
QUEENS, NEW YORK

OFFICE	DRAWN BY	CHECKED BY	APPROVED BY	DRAWING NUMBER
New York, NY	R. Tagoff	R. Ferguson 5/17/05	S. Goldberg 5/17/05	1 of 3 FIG3

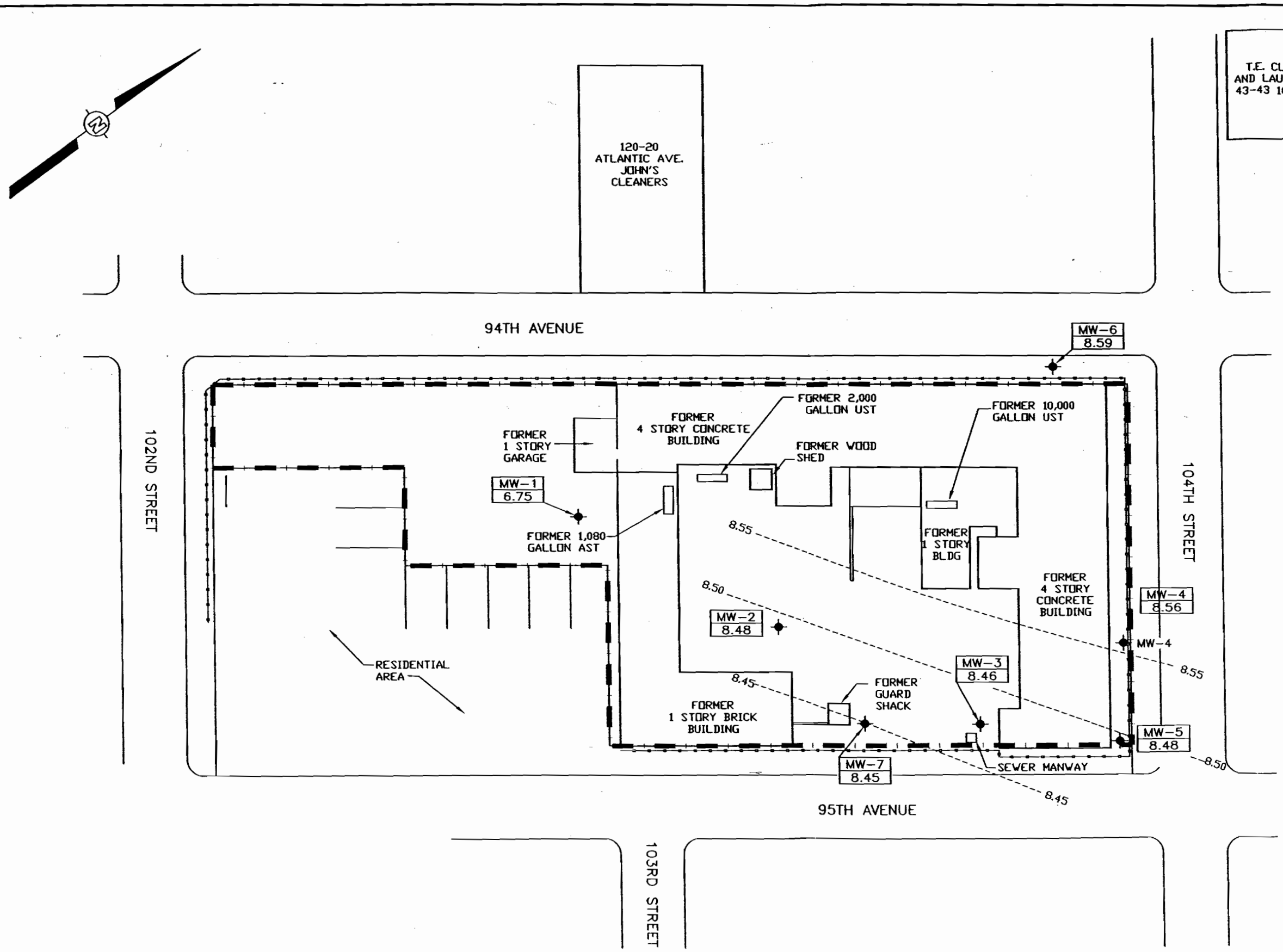

Shaw
Shaw E & I, Inc.

250 W. 34TH ST
NEW YORK, NEW YORK 10119
(212) 290-6000

FIGURE 3
GROUNDWATER CONTOUR MAP
AUGUST 8, 2002
ADAMS BRUSH MANUFACTURING
94-02 104TH STREET
QUEENS, NEW YORK

-FIG4

DRAWING NUMBER 110?

OFFICE New York, NY

94TH AVENUE

104TH STREET

95TH AVENUE

103RD STREET

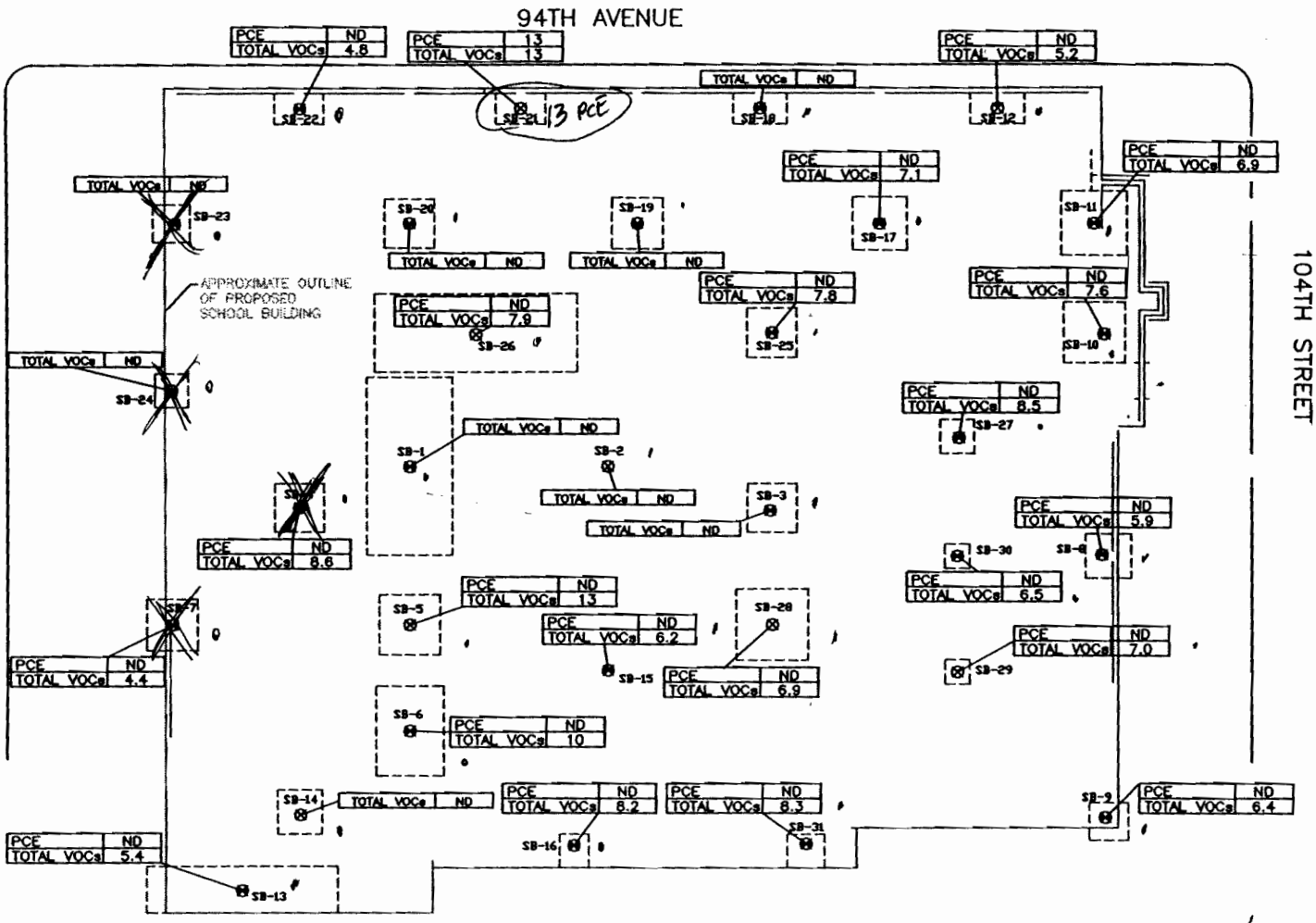

LEGEND

- SOIL BORING LOCATION
- SOIL BORING AND GROUNDWATER SAMPLING LOCATION
- PLANNED LOCATION OF FOUNDATION FOOTING

PCE	ND
TOTAL VOCs	10

PCE = TETRACHLOROETHENE
TOTAL VOCs = TOTAL VOLATILE ORGANIC COMPOUNDS
ND= NOT DETECTED

NOTE:
ANALYTICAL RESULTS EXPRESSED IN MICROGRAMS PER KILOGRAM (ug/kg)

N

APPROXIMATE SCALE
0 40 80 FEET

Shaw™
Shaw E & I, Inc.

250 W. 34TH ST
NEW YORK, NEW YORK 10119
(212) 290-6000

JANUARY 2004 SUMMARY OF SOIL ANALYTICAL RESULTS ADAMS BRUSH MANUFACTURING 94-02 104TH STREET QUEENS, NEW YORK

FIGURE 4

OFFICE	DRAWN BY	CHECKED BY	APPROVED BY	DRAWING NUMBER
New York, NY	R. Togoff 5/17/05	R. Ferguson 5/17/05	S. Goldberg 5/17/05	110567-FIG5

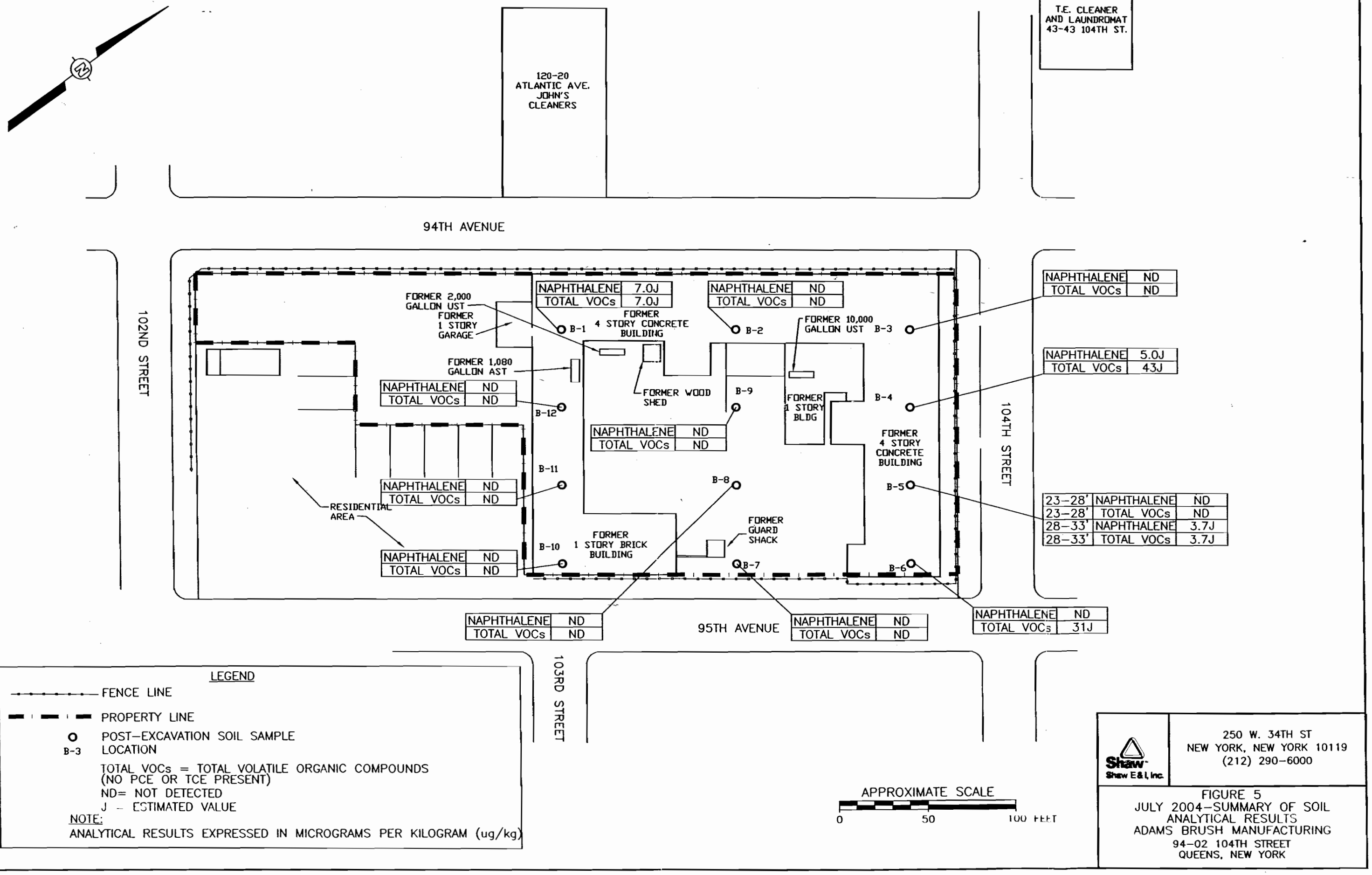

LEGEND

FENCE LINE

PROPERTY LINE

B-3 POST-EXCAVATION SOIL SAMPLE LOCATION

TOTAL VOCs = TOTAL VOLATILE ORGANIC COMPOUNDS (NO PCE OR TCE PRESENT)

ND= NOT DETECTED

J - ESTIMATED VALUE

NOTE:

ANALYTICAL RESULTS EXPRESSED IN MICROGRAMS PER KILOGRAM (ug/kg)

APPROXIMATE SCALE

0 50 100 FEET

Shaw Shaw E&I, Inc.

250 W. 34TH ST
NEW YORK, NEW YORK 10119
(212) 290-6000

FIGURE 5
JULY 2004-SUMMARY OF SOIL ANALYTICAL RESULTS
ADAMS BRUSH MANUFACTURING
94-02 104TH STREET
QUEENS, NEW YORK

OFFICE	CHECKED BY	APPROVED BY	DRAWING NUMBER
New York, NY	R. Ferguson 5/17/05	S. Goldberg 5/17/05	7-FIG6
DRAWN: R. Tagoff 5/17/05			

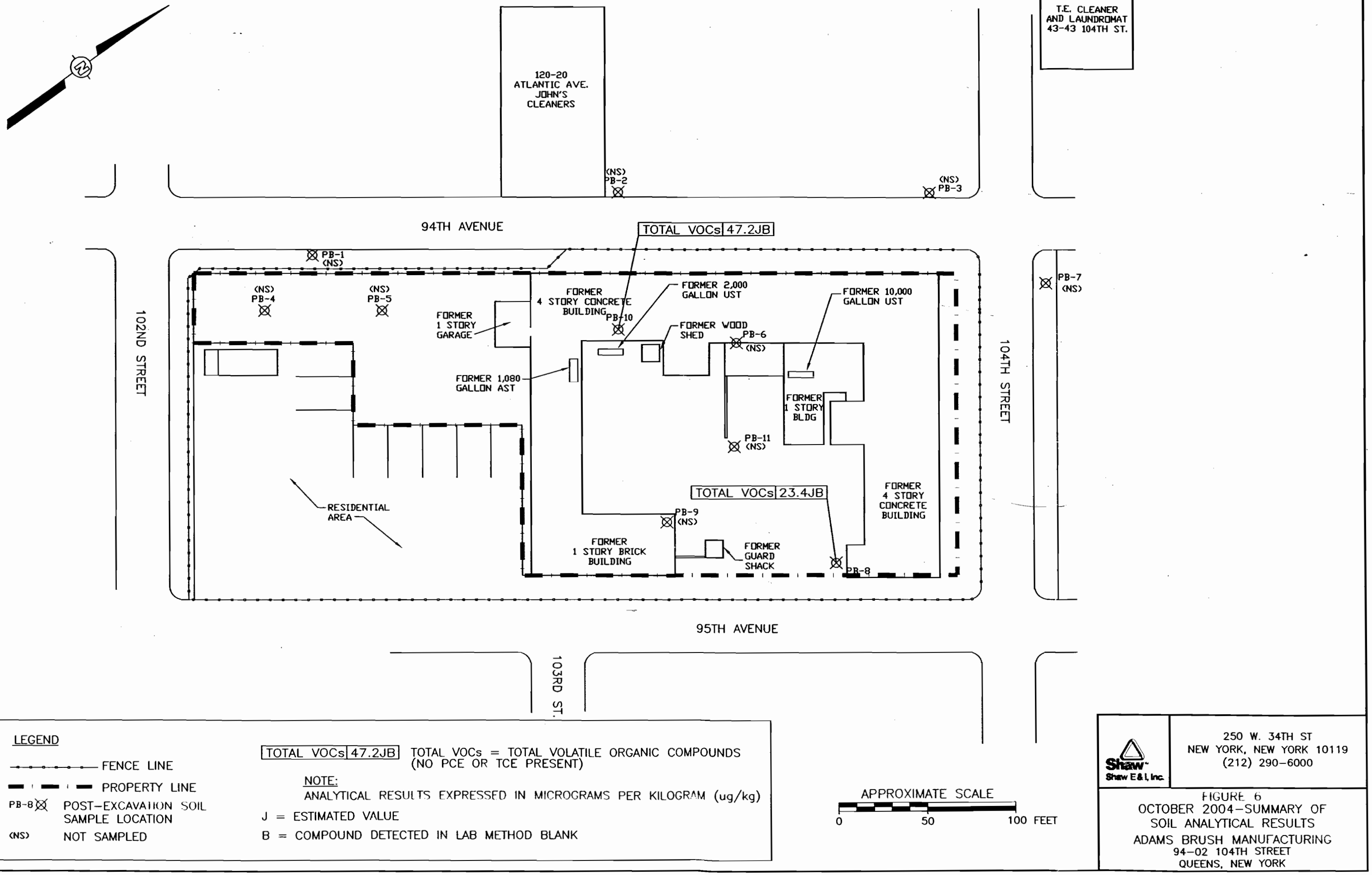

LEGEND

- FENCE LINE
- PROPERTY LINE
- PB-8 ⊠ POST-EXCAVATION SOIL SAMPLE LOCATION
- (NS) NOT SAMPLED

TOTAL VOCs 47.2JB TOTAL VOCs = TOTAL VOLATILE ORGANIC COMPOUNDS (NO PCE OR TCE PRESENT)

NOTE:
ANALYTICAL RESULTS EXPRESSED IN MICROGRAMS PER KILOGRAM (ug/kg)

J = ESTIMATED VALUE

B = COMPOUND DETECTED IN LAB METHOD BLANK

APPROXIMATE SCALE
0 50 100 FEET

Shaw
Shaw E&I, Inc.

250 W. 34TH ST
NEW YORK, NEW YORK 10119
(212) 290-6000

FIGURE 6
OCTOBER 2004-SUMMARY OF SOIL ANALYTICAL RESULTS
ADAMS BRUSH MANUFACTURING
94-02 104TH STREET
QUEENS, NEW YORK

-FIG7

DRAWING NUMBER 1105

OFFICE New York, NY

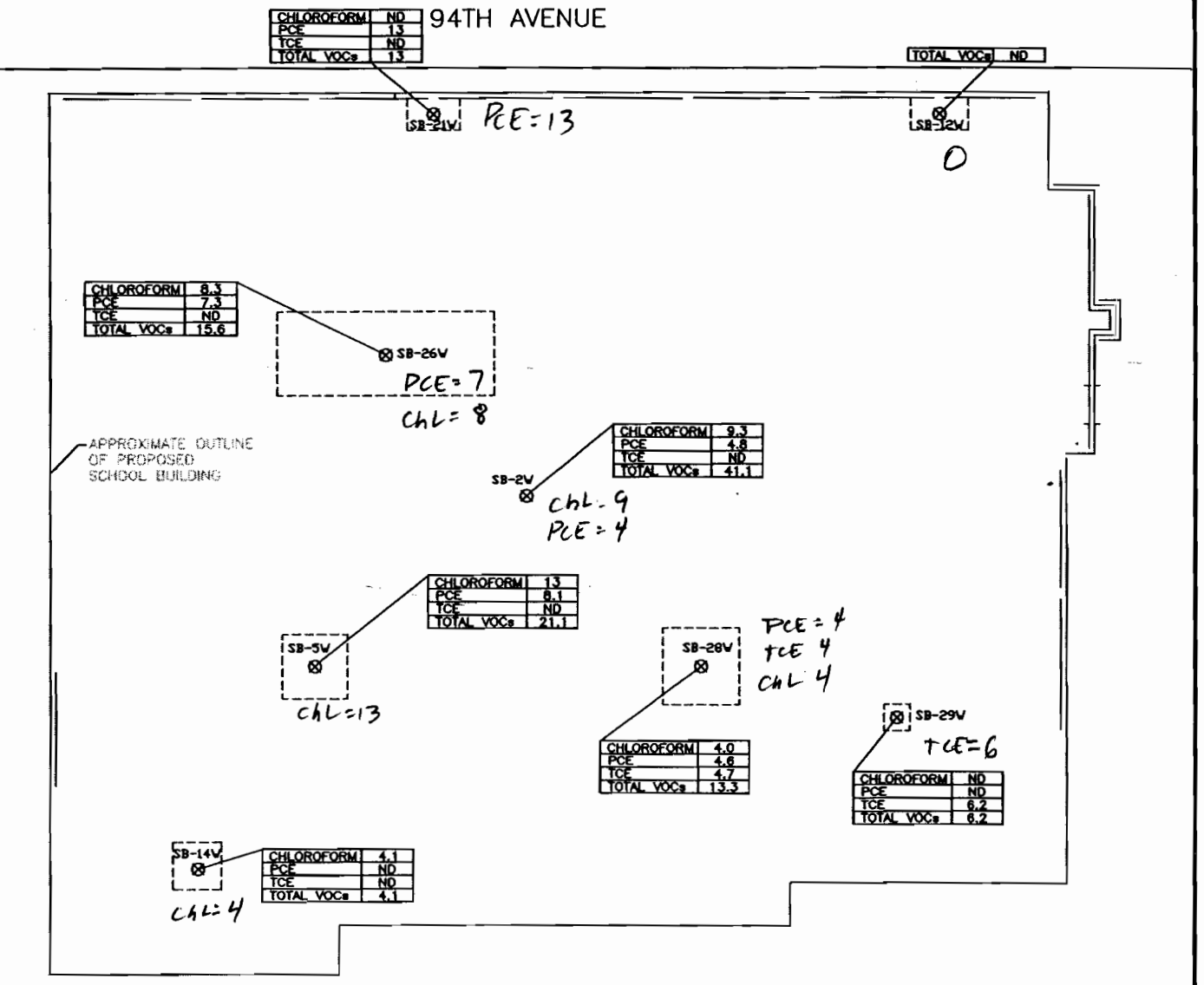

LEGEND

⊗ SOIL BORING AND GROUNDWATER SAMPLING LOCATION

[ ] PLANNED LOCATION OF FOUNDATION FOOTING

PCE	ND
TCE	ND
TOTAL VOCs	4.1

PCE = TETRACHLOROETHENE
TCE = TRICHLOROETHENE
TOTAL VOCs = TOTAL VOLATILE ORGANIC COMPOUNDS
ND= NOT DETECTED

NOTE:
ANALYTICAL RESULTS EXPRESSED IN MICROGRAMS PER LITER (ug/l)

N

APPROXIMATE SCALE
0 35 70 FEET

Shaw™
Shaw E & I, Inc.

250 W. 34TH ST
NEW YORK, NEW YORK 10119
(212) 290-6000

JANUARY 2004 SUMMARY OF GROUNDWATER ANALYTICAL RESULTS ADAMS BRUSH MANUFACTURING 94-02 104TH STREET QUEENS, NEW YORK FIGURE 7

OFFICE	DRAWN	CHECKED BY	APPROVED BY	DRAWING NUMBER
New York, NY	R. Tagoff 5/17/05	R. Ferguson 5/17/05	S. Goldberg 5/17/05	11C-FIG9

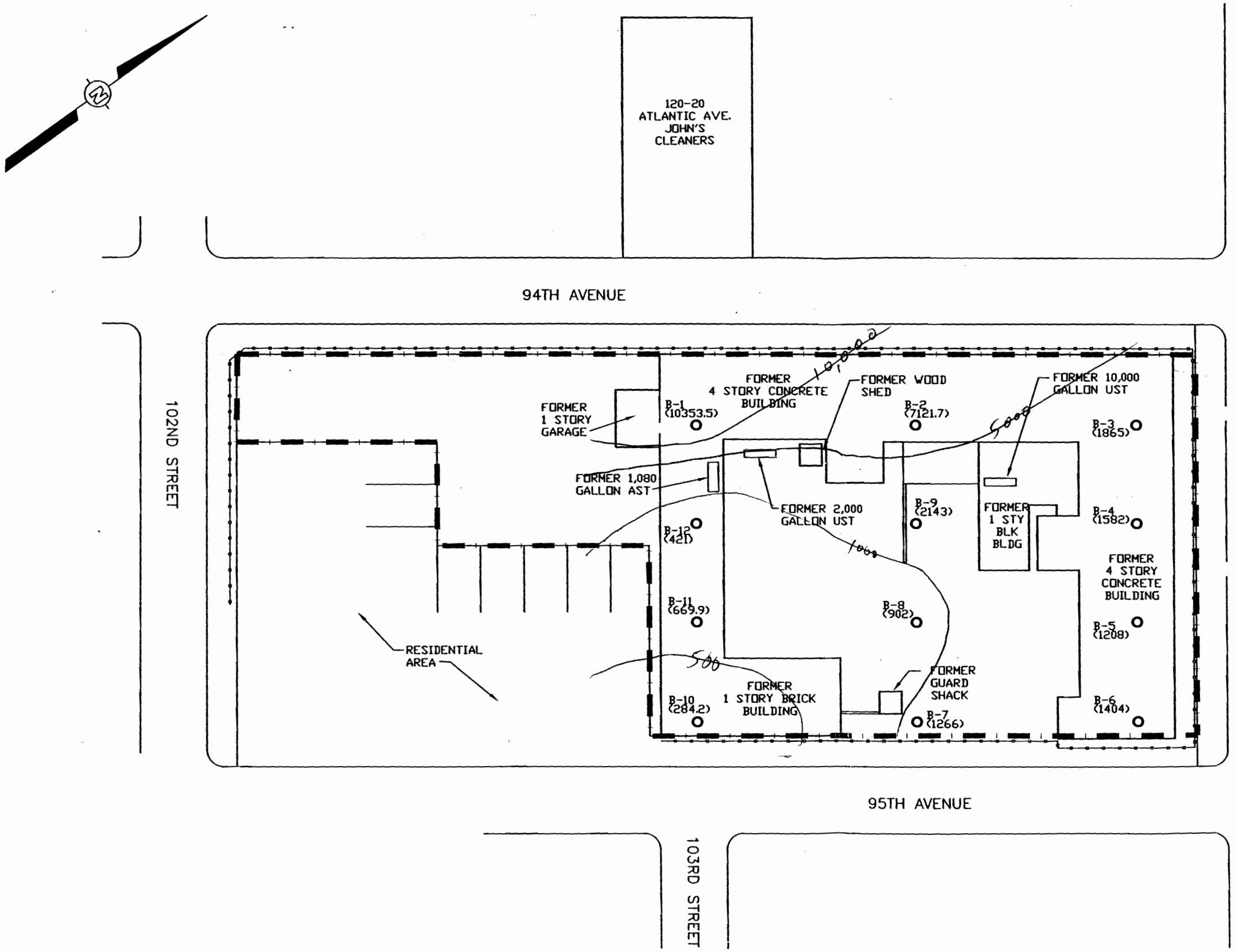

Shaw
Shaw E & I, Inc.

250 W. 34TH ST
NEW YORK, NEW YORK 10119
(212) 290-6000

FIGURE 9
JULY 2004-SUMMARY OF SOIL GAS ANALYTICAL RESULTS-TCE&PCE
ADAMS BRUSH MANUFACTURING
94-02 104TH STREET
QUEENS, NEW YORK

OFFICE	DRAWN BY	CHECKED BY	APPROVED BY	DRAWING NUMBER
New York, NY	R. Tagoff 5/17/05	R. Ferguson 5/17/05	S. Goldberg 5/17/05	110567-FIG10

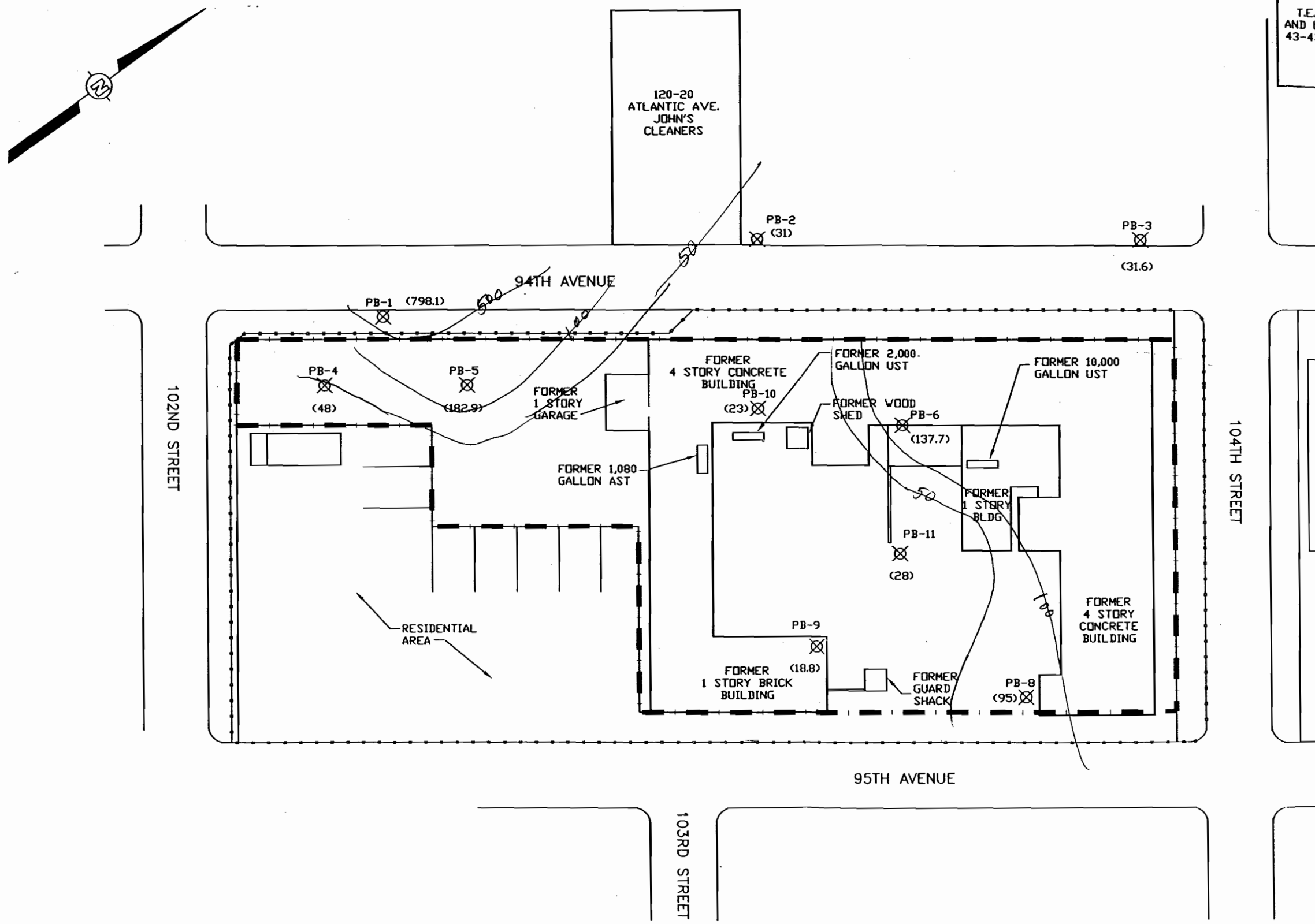

Shaw
Shaw E & I, Inc.

250 W. 34TH ST
NEW YORK, NEW YORK 10119
(212) 290-6000

FIGURE 10
OCTOBER 2004-SUMMARY OF SOIL GAS ANALYTICAL RESULTS-TCE&PCE

ADAMS BRUSH MANUFACTURING
94-02 104TH STREET
QUEENS, NEW YORK

OFFICE	DRAWN BY	CHECKED BY	APPROVED BY	DRAWING NUMBER
New York, NY	R. Togoff 5/17/05	R. Ferguson 5/17/05	S. Goldberg 5/17/05	110567-FIG8

PCE	52
TCE	ND
cis 1,2-Dichloroethene	18J
TOTAL VOCs	78

PCE	1.6J
TCE	ND
cis 1,2-Dichloroethene	7.4
TOTAL VOCs	9.0

120-20 ATLANTIC AVE. JOHN'S CLEANERS

PCE	2.9J
TCE	ND
TOTAL VOCs	2.9J

PCE	0.94J
TCE	ND
Methylene Chloride	48
TOTAL VOCs	48.94

T.E. CLEANER AND LAUNDROMAT 43-43 104TH ST.

PCE	1.3J
TCE	ND
ACETONE	8.7J
TOTAL VOCs	10.89

PB-2 PCE=2

PB-3

94TH AVENUE

PCE=1 PB-1

PB-4 0

PB-5 PCE=2

PB-10 PCE=52

FORMER 4 STORY CONCRETE BUILDING

FORMER 1 STORY GARAGE

MC=50 PCE=1 PB-6

FORMER WOOD SHED

FORMER 10,000 GALLON UST

PB-7 (NS)

102ND STREET

104TH STREET

PCE	2.2J
TCE	ND
cis 1.2-Dichloroethene	7.8
TOTAL VOCs	10.7

FORMER 2,000 GALLON UST

FORMER 1,080 GALLON AST

RESIDENTIAL AREA

PB-11

TOTAL VOCs	ND

0

PCE	ND
TCE	6.2
Methylene Chloride	36
TOTAL VOCs	42.98

FORMER 1 STORY BLDG

FORMER 4 STORY CONCRETE BUILDING

PCE	ND
TCE	ND
Acetone	24J
TOTAL VOCs	61

PB-9 PCE=4

FORMER GUARD SHACK

FORMER 1 STORY BRICK BUILDING

MC=36 PB-8 TCE=6

PCE	4.1J
TCE	ND
Chloroform	0.99J
TOTAL VOCs	5.09

95TH AVENUE

103RD ST.

LEGEND

FENCE LINE

PROPERTY LINE

PB-8 POST-EXCAVATION GROUNDWATER SAMPLE LOCATION

PCE	2.9J
TCE	ND
TOTAL VOCs	2.9J

PCE = TETRACHLOROETHENE
TCE = TRICHLOROETHENE
TOTAL VOCs = TOTAL VOLATILE ORGANIC COMPOUNDS
ND= NOT DETECTED
NS= NOT SAMPLED
J= ESTIMATED VALUE

NOTE:
ANALYTICAL RESULTS EXPRESSED IN MICROGRAMS PER LITER (ug/l)
PCE, TCE AND COMPOUND WITH HIGHEST CONCENTRATION ARE LISTED FOR EACH SAMPLE

APPROXIMATE SCALE
0 50 100 FEET

Shaw Shaw E&I, Inc.
250 W. 34TH ST
NEW YORK, NEW YORK 10119
(212) 290-6000

FIGURE 8
OCTOBER 2004-SUMMARY OF GROUNDWATER ANALYTICAL RESULTS
ADAMS BRUSH MANUFACTURING
94-02 104TH STREET
QUEENS, NEW YORK

TABLES

TA . 1

New York City School Construction Authority
Former Adams Brush Facility
94-02 104th Street, Queens, New York
Summary of VOCs in Soil
January 2004

Sample ID		SB-1	SB-2	SB-3	SB-4	SB-5	SB-6	SB-7	SB-8
		----	----	----	----	----	----	----	(16-20)
Date	Recommended Soil	1/5/2004	1/5/2004	1/5/2004	1/6/2004	1/6/2004	1/6/2004	1/6/2004	1/7/2004
Actual Sample Depth (ft.)^	Cleanup Objective*	20-24'	22-26'	22-26'	18-22'	22-26'	22-26'	22-26'	22-26'
Methylene Chloride	100	1.4 U	1.4 U	1.4 U	8.6	13	10	4.4	5.9
Tetrachloroethene	1,400	1.2 U	1.3 U	1.2 U	1.2 U	1.2 U	1.3 U	1.3 U	1.3 U
Total VOCs	-------	ND	ND	ND	8.6	13	10	4.4	5.9

Notes:
All results expressed in parts per billion (ppb)
*NYSDEC TAGM Memorandum No. 4046, revised January 24, 1994.
Only those compounds detected in at least one sample are reported on this table.
ND = Not Detected
^ = Actual sample depths may be different from those on the COC. Depths reported on the COC for some samples were from ground surface inside the excavation, located 6 ft. below street level. Therefore, actual sample depth indicates depth from street level.

Bold face and shaded values indicates exccedance of TAGM value

TA 1

New York City School Construction Authority
Former Adams Brush Facility
94-02 104th Street, Queens, New York
Summary of VOCs in Soil
January 2004

Sample ID		SB-9	SB-10	SB-11	SB-12	SB-13	SB-14	SB-15
		(12-16)	(12-16)	(12-16)	(12-16)	(18-22)	(18-22)	(18-22)
Date	Recommended Soil	1/7/2004	1/7/2004	1/7/2004	1/7/2004	1/9/2004	1/9/2004	1/9/2004
Actual Sample Depth (ft.)^	Cleanup Objective*	18-22'	18-22'	18-22'	18-22'	18-22'	18-22'	18-22'
Methylene Chloride	100	6.4	7.6	6.9	5.2	5.4	1.8 U	6.2
Tetrachloroethene	1,400	1.2 U	1.3 U	1.2 U	1.3 U	1.2 U	0.70 U	1.2 U
Total VOCs	------	6.4	7.6	6.9	5.2	5.4	ND	6.2

Notes:
All results expressed in parts per billion (ppb)
*NYSDEC TAGM Memorandum No. 4046, revised January 24, 1994.
Only those compounds detected in at least one sample are reported on this table.
ND = Not Detected
^ = Actual sample depths may be different from those on the COC. Depths reported on the COC for some samples were from ground surface inside the excavation, located 6 ft. below street level. Therefore, actual sample depth indicates depth from street level.

Bold face and shaded values indicates exccedance of TAGM value

New York City School Construction Authority
Former Adams Brush Facility
94-02 104th Street, Queens, New York
Summary of VOCs in Soil
January 2004

Sample ID Date Actual Sample Depth (ft.)^	Recommended Soil Cleanup Objective*	SB-16 (18-22) 1/9/2004 18-22'	SB-17 (16-20) 1/9/2004 22-26'	SB-18 (16-20) 1/9/2004 22-26'	SB-19 (16-20) 1/9/2004 22-26'	SB-20 (16-20) 1/9/2004 22-26'	SB-21 (12-16) 1/9/2004 18-22'	SB-22 (12-16) 1/9/2004 18-22'	SB-23 (16-20) 1/9/2004 22-26'	SB-24 (12-16) 1/9/2004 18-22'
Methylene Chloride	100	8.2	7.1	1.4 U	1.4 U	1.4 U	1.8 U	4.8	1.4 U	1.4 U
Tetrachloroethene	1,400	1.2 U	1.2 U	1.3 U	1.3 U	1.2 U	13	1.2 U	1.2 U	1.3 U
Total VOCs	------	8.2	7.1	ND	ND	ND	13	4.8	ND	ND

es:
results expressed in parts per billion (ppb)
YSDEC TAGM Memorandum No. 4046, revised January 24, 1994.
ly those compounds detected in at least one sample are reported on this table.
= Not Detected
= Actual sample depths may be different from those on the COC. Depths reported on the COC for some samples were from ground surface inside the excavation, located 6 ft. below street level. Therefore, actual sample depth indicates depth from street level.

ld face and shaded values indicates exccedance of TAGM value

T&

New York City School Construction Authority
Former Adams Brush Facility
94-02 104th Street, Queens, New York
Summary of VOCs in Soil
January 2004

Sample ID		SB-25	SB-26	SB-27	SB-28	SB-29	SB-30	SB-31
		(18-22)	(22-26)	(18-22)	(18-22)	(18-22)	(18-22)	(18-22)
Date	Recommended Soil	1/9/2004	1/9/2004	1/9/2004	1/9/2004	1/9/2004	1/9/2004	1/9/2004
Actual Sample Depth (ft.)^	Cleanup Objective*	18-22'	22-26'	18-22'	18-22'	18-22'	18-22'	18-22'
Methylene Chloride	100	7.8	7.9	8.5	6.9	7.0	6.5	8.3
Tetrachloroethene	1,400	1.3 U	1.3 U	1.3 U	1.3 U	1.3 U	1.3 U	1.3 U
Total VOCs	------	7.8	7.9	8.5	6.9	7.0	6.5	8.3

Notes:
All results expressed in parts per billion (ppb)
*NYSDEC TAGM Memorandum No. 4046, revised January 24, 1994.
Only those compounds detected in at least one sample are reported on this table.
ND = Not Detected
^ = Actual sample depths may be different from those on the COC. Depths reported on the COC for some samples were from ground surface inside the excavation, located 6 ft. below street level. Therefore, actual sample depth indicates depth from street level.

Bold face and shaded values indicates exccedance of TAGM value

Table 2
New York City School Construction Authority
Former Adams Brush Facility
94-02 104th Street, Queens, New York
Summary of VOCs in Soil
July 2004

Compound	Recommended Soil Cleanup Objective *	Boring/Sample ID							
		B-1 33-35'	B-2 28-32'	B-3 28-33'	B-4 28-32'	B-5 23-28'	B-5 28-33'	B-6 28-33'	B-7 28-33'
Volatile Organic Compounds									
Methylene Chloride	100	29.0 UJ	17.0 UJ	15.0 UJ	38.0 J	3.7 UJ	25.0 UJ	31.0 J	22.0 UJ
Naphthalene	13,000	7.0 J	0.33 UJ	0.30 UJ	5.00 J	0.31 UJ	3.70 J	0.31 UJ	0.31 UJ
Total VOCs	NA	7 J	ND	ND	43 J	ND	3.7 J	31 J	ND

Notes:
All results expressed in parts per billion (ppb)
*NYSDEC TAGM Memorandum No. 4046, revised January 24, 1994.
Only those compounds detected in at least one sample are reported on this table.
J - Indicates an estimated value. This flag is used when the mass spectral data indicated the identification; however, the result was less than the specified detection limit but greater than zero.
U = Not detected at a concentration above the laboratory method detection limit.
B = Analyte also detected in the laboratory method blank
FB= Field Blank
TB = Trip Blank
RE = Sample was re-extracted
NA = Not Applicable ND = Not Detected
Bold face and shaded values indicates exccedance of TAGM value

Table 2
New York City School Construction Authority
Former Adams Brush Facility
94-02 104th Street, Queens, New York
Summary of VOCs in Soil
July 2004

Compound	Recommended Soil Cleanup Objective *	Boring/Sample ID								
		FB 7/10/04 -----	DUP 7/10/04 (B-7)	B-8 28-33'	B-9 (RE) 28-33'	B-10 28-33'	B-11 28-33'	B-12 28-33'	FB 7/11/04 -----	TRIP BLANK ------
Volatile Organic Compounds										
Methylene Chloride	100	ND UJ	20.0 UJ	29.0 UJ	12.0 UJ	32.0 UJ	18.0 UJ	31.0 UJ	0.62 UJ	2.6 J
Naphthalene	13,000	0.47 UJ	0.31 UJ	0.31 UJ	0.31 UJ	0.31 UJ	0.31 UJ	0.32 UJ	0.47 UJ	0.47 UJ
Total VOCs	NA	ND	ND	ND	ND	ND	ND	ND	ND	ND

Notes:

All results expressed in parts per billion (ppb)

*NYSDEC TAGM Memorandum No. 4046, revised January 24, 1994.

Only those compounds detected in at least one sample are reported on this table.

indicated the identification; however, the result was less than the specified detection limit but greater than zero.

U = Not detected at a concentration above the laboratory method detection limit.

B = Analyte also detected in the laboratory method blank

FB= Field Blank

TB = Trip Blank

RE = Sample was re-extracted

NA = Not Applicable ND = Not Detected

Bold face and shaded values indicates exccedance of TAGM value

Table 3
New York City School Construction Authority
Former Adams Brush Facility
94-02 104th Street, Queens, New York
Summary of SVOCs in Soil
July 2004

Compound	Recommended Soil Cleanup Objective*	Boring/Sample ID							
		B-1 33-35'	B-2 28-32'	B-3 28-33'	B-4 28-32'	B-5 23-28'	B-5 28-33'	B-6 28-33'	B-6 28-33'
Semi-Volatile Organic Compounds									
Fluoranthene	50,000	9.8 U	5 U	37 J	4.7 U	4.8 U	4.7 U	4.8 U	4.7 U
bis(2-Ethylhexyl)phthalate	50,000	16 U	8.3 U	7.7 U	7.7 U	60 J	7.8 U	7.9 U	7.8 U
Total SVOCs	NA	ND	ND	37 J	ND	60 J	ND	ND	ND

Notes:
Results expressed in parts per billion (ppb)
*NYSDEC TAGM Memorandum No. 4046, revised January 24, 1994.
Only those compounds detected in at least one sample are reported on this table.
ND - Not Detected NA = Not Applicable
J - Indicates an estimated value. This flag is used when the mass spectral data indicated the identification; however, the result was less than the specified detection limit but greater than zero.
U = Not detected at the laboratory method detection limit.
FB = Field Blank
TB = Trip Blank

Bold face and shaded values indicates exccedance of TAGM value

Table 3
New York City School Construction Authority
Former Adams Brush Facility
94-02 104th Street, Queens, New York
Summary of SVOCs in Soil
July 2004

Compound	Recommended Soil Cleanup Objective*	Boring/Sample ID							
		FB 7/10/04 -----	DUP 7/10/04 (B-7)	B-8 28-33'	B-9 28-33'	B-10 28-33'	B-11 28-33'	B-12 28-33'	FB 7/11/04 -----
Semi-Volatile Organic Compounds									
Fluoranthene	50,000	0.21 U	4.8 U	4.7 U	4.7 U	4.8 U	4.8 U	4.9 U	0.21 U
bis(2-Ethylhexyl)phthalate	50,000	0.34 U	7.9 U	7.8 U	7.8 U	7.9 U	7.9 U	8 U	0.34 U
Total SVOCs	NA	ND	ND	ND	ND	ND	ND	ND	ND

Notes:
Results expressed in parts per billion (ppb)
*NYSDEC TAGM Memorandum No. 4046, revised January 24, 1994.
Only those compounds detected in at least one sample are reported on this table.
ND - Not Detected NA = Not Applicable
J - Indicates an estimated value. This flag is used when the mass spectral
data indicated the identification; however, the result was less than the
U = Not detected at the laboratory method detection limit.
FB = Field Blank
TB = Trip Blank

Bold face and shaded values indicates exccedance of TAGM value

T· 4

New York City Schoo. onstruction Authority
Former Adams Brush Facility
94-02 104th Street, Queens, New York
Summary of TCL Metals and Cyanide in Soil
July 2004

Compound	Recommended Soil Cleanup Objective*	Eastern USA Background*	Boring/Sample ID													
			B-1		B-2		B-3		B-4		B-5		B-5		B-6		B-7	
			33-35'		28-32'		28-33'		28-32'		23-28'		28-33'		28-33'		28-33'	
Inorganics																		
Aluminum	SB	33,000.0	2920		2990		1980		2380		1920		2280		2400		1860	
Antimony	SB	NA	0.595	U	0.617	U	0.567	U	0.578	U	0.592	U	0.58	U	0.587	U	0.567	U
Arsenic	7.5 or SB	3-12	0.45	J	0.26	U	0.239	U	0.243	U	0.527	J	1.02	J	1	J	0.239	U
Barium	300 or SB	15-600	21.2	N	23.2	N	17.2	JN	16.7	JN	16.4	JN	20.3	JN	18.6	JN	13.8	JN
Beryllium	0.16 or SB	0-1.75	0.154	J	0.159	J	0.121	J	0.147	J	0.143	J	**0.189**	J	**0.207**	J	0.125	J
Cadmium	1 or SB	0.1-1	0.233	U	0.214	U	0.162	U	0.236	U	0.149	U	0.282	U	0.242	U	0.122	U
Calcium	SB	130-35,000	1290	J	775	J	1240	J	711	J	354	J	842	J	811	J	575	J
Chromium	10 or SB	1.5-40	**12.6**	JN	8.16	JN	7.26	JN	9.52	JN	7.59	JN	**10.4**	JN	**14.1**	JN	4.78	JN
Cobalt	30 or SB	2.5-60	3.92	N	4.06	N	2.82	N	4.33	N	3.17	N	4.42	N	4.38	N	3.08	N
Copper	25 or SB	1-50	7.52	N	8.59	N	6.28	N	7.09	N	5.94	N	8.9	N	11.5	N	7.02	N
Iron	2,000 or SB	2,000-550,000	**9650**		**8380**		**7120**		**10500**		**8760**		**16400**		**12000**		**5460**	
Lead	SB	200-500	8.65		2.89		5.22		2.65		2.46		3.58		3.71		1.99	
Magnesium	SB	100-5,000	1100	J	1310	J	842	J	1000	J	699	J	906	J	1050	J	817	J
Manganese	SB	50-5,000	209		355		150		230		200		279		198		169	
Mercury	0.1	0.001-0.2	0.01	U	0.01	UJ	0.1	J	0.01	UJ	0.01	UJ	0.01	UJ	0.01	UJ	0.01	UJ
Nickel	13 or SB	0.5-25	6.92	N	8.32	N	5.24	N	8.22	N	6.11	N	7.79	N	7.27	N	5.65	N
Potassium	SB	8,500-43,000	370		354	J	256	J	268	J	244		304	J	455	J	231	J
Selenium	2 or SB	0.1-3.9	1.88	U	1.36	U	1.09	U	1.3	U	1.46	U	**2.09**	U	1.35	U	1.14	U
Silver	SB	NA	1.1	R	0.92	R	0.813	R	1.13	R	0.993	R	1.99	R	1.03	R	0.558	R
Sodium	SB	6,000-8,000	142	U	138	U	172	J	125	U	128	U	142	U	112	U	130	U
Thallium	SB	NA	0.349	UJ	0.362	UJ	0.332	UJ	0.339	UJ	0.347	U	0.34	UJ	0.344	U	0.333	U
Vanadium	150 or SB	1-300	13.4	J	10.5	J	8.79	J	13.2	J	8.91	J	16.8	J	20.1	J	7.23	J
Zinc	20 or SB	9-50	**25.2**	J	17.5	J	14.5	J	11.9	J	10.8	J	13.3	J	13.7	J	8.08	J
Cyanide	NA	NA	<0.54	U	<0.55	U	<0.51	U	<0.52	U	<0.52	U	<0.52	U	<0.53	U	<0.51	U

Notes:
All results expressed in parts per million (ppm)
*NYSDEC TAGM Memorandum No. 4046, revised January 24, 1994.
NA - Not Applicable SB - Site Background ND - Not Detected
U = Not detected at the laboratory method detection limit.
J = An estimated value. The result is less than the detection limit but greater than zero.
N = Presumptive evidence of a compound (tentatively identified compound).
R =DUSR report indicate silver data rejected due to high matrix recovery results
Only those parameters detected in at least one sample are reported on this table.

Bold face and shaded values indicate exceedance of TAGM value

T 4
New York City Schoo. onstruction Authority
Former Adams Brush Facility
94-02 104th Street, Queens, New York
Summary of TCL Metals and Cyanide in Soil
July 2004

Compound	Recommended Soil Cleanup Objective*	Eastern USA Background*	Boring/Sample ID													
			FB 7/10/04		DUP 7/10/04		B-8		B-9		B-10		B-11		B-12		FB 7/11/04	
			-----		(B-7)		28-33'		28-33'		28-33'		28-33'		28-33'		-----	
Inorganics																		
Aluminum	SB	33,000.0	180	U	2100		2060		**2500**		2460		2380		2540		180	U
Antimony	SB	NA	6.6	U	0.587	U	0.582	U	0.585	U	0.584	U	0.595	U	0.609	U	6.6	U
Arsenic	7.5 or SB	3-12	4.84	U	0.247	U	0.245	U	0.275	J	0.246	U	0.25	U	0.662	J	4.84	U
Barium	300 or SB	15-600	11	U	17.8	JN	33.3	N	31.5	N	21.2	N	21.3	N	25.1	N	11	U
Beryllium	0.16 or SB	0-1.75	1.06	U	**0.172**	**J**	**0.162**	**J**	**0.172**	**J**	**0.165**	**J**	**0.22**	**J**	**0.201**	**J**	1.06	U
Cadmium	1 or SB	0.1-1	0.994	U	0.217	U	0.166	U	0.195	U	0.222	U	0.281	U	0.225	U	0.994	U
Calcium	SB	130-35,000	1740	U	631	J	584	J	561	J	865	J	832	J	693	J	1740	U
Chromium	10 or SB	1.5-40	1.22	U	8.24	JN	6.74	JN	8.85	JN	9.01	JN	8.06	JN	8.82	JN	1.22	U
Cobalt	30 or SB	2.5-60	2.38	U	4.75	N	3.64	N	3.66	N	3.79	N	4.17	N	3.9	N	2.38	U
Copper	25 or SB	1-50	0.739	UJ	6.55	N	6.83	N	7.14	N	7.73	N	9.13	N	8.1	N	0.739	UJ
Iron	2,000 or SB	2,000-550,000	29	U	**9600**		**8380**		**8280**		**8950**		**12600**		**10900**		29	U
Lead	SB	200-500	2.13	U	2.92		2.7		3.11		2.86		3.6		3.12		1.79	U
Magnesium	SB	100-5,000	254	U	940	J	826	J	922	J	1110	J	1000	J	950	J	254	U
Manganese	SB	50-5,000	0.195	UJ	234		385		289		295		291		313		0.195	UJ
Mercury	0.1	0.001-0.2	0.03	U	0.01	UJ	0.01	UJ	0.01	UJ	0.01	UJ	0.01	UJ	0.01	UJ	0.04	U
Nickel	13 or SB	0.5-25	5.55	U	6.28	N	5.99	N	6.19	N	7.93	N	8.25	N	6.85	N	5.55	U
Potassium	SB	8,500-43,000	51	UJ	372	J	246	J	303	J	371	J	271	J	278	J	51	UJ
Selenium	2 or SB	0.1-3.9	5.24	U	1.23	U	1.12	U	0.807	U	1.34	U	1.42	U	1.35	U	5.24	U
Silver	SB	NA	3.38	U	0.885	R	0.69	R	0.76	R	0.759	R	1.44	R	0.825	R	3.38	U
Sodium	SB	6,000-8,000	189	UJ	89.1	U	109	U	129	U	138	U	137	U	106	U	189	UJ
Thallium	SB	NA	5.78	U	0.344	UJ	0.341	UJ	0.343	UJ	0.342	UJ	0.348	UJ	0.357	UJ	5.78	U
Vanadium	150 or SB	1-300	1.86	U	14.5	J	10.9	J	11.9	J	12.5	J	17	J	15	J	1.86	U
Zinc	20 or SB	9-50	8.11	U	11	J	10.6	J	13.6	J	13	J	14	J	11.9	J	8.11	U
Cyanide	NA	NA	<0.010	U	<0.52	U	<0.52	U	<0.52	U	<0.52	U	<0.52	U	<0.54	U	<0.010	U

Note: All results expressed in parts per million (ppm)

Notes:

All results expressed in parts per million (ppm)

*NYSDEC TAGM Memorandum No. 4046, revised January 24, 1994.

NA - Not Applicable SB - Site Background ND - Not Detected

U = Not detected at the laboratory method detection limit.

J = An estimated value. The result is less than the detection limit but greater than zero.

N = Presumptive evidence of a compound (tentatively identified compound).

R =DUSR report indicate silver data rejected due to high matrix recovery results

Only those parameters detected in at least one sample are reported on this table.

Bold face and shaded values indicate exceedance of TAGM value

Table 5
New York City School Construction Authority
Former Adams Brush Facility
94-02 104th Street, Queens, New York
Summary of TCL VOCs in Soil
October 2004

Compound	Recommended Soil Cleanup Objective*	Boring/Sample ID		
		PB-8 30-35'	PB-10 30-35'	TRIP BLANK
Volatile Organic Compounds				
Acetone	200	15.0 JB	44.0 B	10 J
Methylene Chloride	100	8.4 B	3.2 JB	ND
Total VOCs	NA	23.4 JB	47.2 JB	10 J

Notes:
All results presented in parts per billion (ppb)
*NYSDEC TAGM Memorandum No. 4046, revised January 24, 1994.
Only those compounds detected in at least one sample are reported on this table.
ND - Not Detected NA = Not Applicable
J - Indicates an estimated value. This flag is used when the mass spectral data indicated the identification; however, the result was less than the specified detection limit but greater than zero.
B - (Organics) Indicates the analyte was found in the lab method blank as well as the sample.

Bold face and shaded values indicates exccedance of TAGM value

T, .E 6
New York City School Construction Authority
Former Adams Brush Facility
94-02 104th Street, Queens, New York
Summary of VOCs in Groundwater
January 2004

Sample ID / Date / COMPOUND	NYSDEC Class GA Groundwater Standard**	SB-2W 1/6/2004	SB-5W 1/6/2004	SB-12W 1/7/2004	SB-14W 1/9/2004	SB-21W 1/9/2004	SB-26W 1/9/2004	SB-28W 1/9/2004	SB-29W 1/9/2004
Acetone	50*	27	3.5 U	3.5 U	3.5 U	3.5 U	3.5 U	3.5 U	3.5 U
Chloroform	7	**9.3**	**13**	0.61U	4.1	0.61U	**8.3**	4.0	0.61 U
Tetrachloroethene	5	4.8	**8.1**	0.70 U	0.70 U	**13**	**7.3**	4.6	0.70 U
Trichloroethene	5	0.72 U	0.72 U	0.72 U	0.72 U	0.72 U	0.72 U	4.7	**6.2**
Total VOCs	-----	41.1	21.1	ND	4.1	13	15.6	13.3	6.2

Notes:
All results expressed in parts per billion (ppb)
Only those parameters detected in at least one sample are reported on this table.
** = NYSDEC TOGS (1.1.1) Ambient Water Quality Standards & Guidance Values & Groundwater Effluent Limitations, Reissued June 1998.
* = No standard available; value listed is a TOGS 1.1.1 guidance value.
^ = No standard or guidance value available
ND = Not Detected

Results in bold typeface exceed the applicable NYS Groundwater Standard

Table 7
New York City School Construction Authority
Former Adams Brush Facility
94-02 104th Street, Queens, New York
Summary of VOCs in Groundwater
October, 2004

Compound	NYSDEC Class GA Ground-water Standard**	Sample ID													
		PB-1		PB-2		PB-3		PB-4		PB-5		PB-6		PB-8	
Volatile Organic Compounds		(ppb)													
Chloromethane	^	0.68	U	0.68	U	0.68	U	4	J	0.68	U	0.68	U	0.68	U
Chloroethane	5	0.88	U	0.88	U	0.88	U	**20**		0.88	U	0.88	U	0.88	U
Acetone	50*	3.3	U	3.3	U	8.7	J	24	J	3.3	U	3.3	U	3.3	U
Methylene Chloride	5	0.62	U	0.62	U	0.62	U	0.62	U	0.62	U	**48**		**36**	
trans-1,2-Dichloroethene	5	0.51	U	0.51	U	0.51	U	0.51	U	0.7	J	0.51	U	0.51	U
2-Butanone	50*	2.8	U	2.8	U	2.8	U	13	J	2.8	U	2.8	U	2.8	U
cis-1,2-Dichloroethene	5	**7.4**		0.77	U	0.77	U	0.77	U	**7.8**		0.77	U	0.77	U
Chloroform	7	0.58	U	0.58	U	0.89	J	0.58	U	0.58	U	0.58	U	0.78	J
Trichloroethene	5	0.67	U	0.67	U	0.67	U	0.67	U	0.67	U	0.67	U	**6.2**	
Tetrachloroethene	5	1.6	J	2.9	J	1.3	J	0.33	U	2.2	J	0.94	J	0.33	U
Total VOCs	NA	9	J	2.9	J	10.89	J	61	J	10.7	J	48.94	J	42.98	J

Notes:
All results expressed in parts per billion (ppb)
Only those parameters detected in at least one sample are reported on this table.
* = No standard available; value listed is a TOGS 1.1.1 guidance value.
^ = No standard or guidance value available.
J = Analyte detected at an estimated concentration below the laboratory MDL.
U = Not detected at a concentration above the laboratory method detection limit.
** = NYSDEC TOGS Series (1.1.1), Ambient Groundwater Quality Standards & Guidance Values & Groundwater Effluent Limitations, Revised June 1998
ND= Not Detected NA = Not Applicable
Results in bold typeface exceed the applicable NYS Groundwater Standard

Table 7
New York City School Construction Authority
Former Adams Brush Facility
94-02 104th Street, Queens, New York
Summary of VOCs in Groundwater
October, 2004

Compound	NYSDEC Class GA Ground-water Standard**	Sample ID											
		PB-9		PB-10		PB-11		TRIP BL. 10/24/2004		TRIP BL. 11/1/2004		FIELD BL. 11/1/2004	
Volatile Organic Compounds		(ppb)											
Chloromethane	^	0.68	U	0.68	U	0.68	U	0.68	U	0.68	U	0.68	U
Chloroethane	5	0.88	U	0.88	U	0.88	U	0.88	U	0.88	U	0.88	U
Acetone	50*	3.3	U	18	J	3.3	U	10	J	3.3	U	3.3	U
Methylene Chloride	5	0.62	U	0.62	U	0.62	U	0.62	U	0.62	U	0.62	U
trans-1,2-Dichloroethene	5	0.51	U	0.51	U	0.51	U	0.51	U	0.51	U	0.51	U
2-Butanone	50^	2.8	U	7.1	J	2.8	U	2.8	U	2.8	U	2.8	U
cis-1,2-Dichloroethene	5	0.77	U	0.77	U	0.77	U	0.77	U	0.77	U	0.77	U
Chloroform	7	0.99	J	0.71	J	0.58	U	0.58	U	0.58	U	0.58	U
Trichloroethene	5	0.67	U	0.67	U	0.67	U	0.67	U	0.67	U	0.67	U
Tetrachloroethene	5	4.1	J	**52**		0.33	U	0.33	U	0.33	U	0.33	U
Total VOCs	NA	5.09	J	77.81	J	ND		10	J	ND		ND	

Notes:
All results expressed in parts per billion (ppb)
Only those parameters detected in at least one sample are reported on this table.
* = No standard available; value listed is a TOGS 1.1.1 guidance value.
^ = No standard or guidance value available.
J = Analyte detected at an estimated concentration below the laboratory MDL.
U = Not detected at a concentration above the laboratory method detection limit.
** = NYSDEC TOGS Series (1.1.1), Ambient Groundwater Quality Standards & Guidance Values & Groundwater Effluent Limitations, Revised June 1998
ND= Not Detected NA = Not Applicable
Results in bold typeface exceed the applicable NYS Groundwater Standard

.e 8

New York City School Construction Authority
Former Adams Brush Facility
94-02 104th Street, Queens, New York
Summary of VOCs in Soil-Gas
July, 2004

Compound	Boring/Sample ID							
	B-1 20-22'	B-2 21-22'	B-3 21-22'	B-4 21-22'	B-5 21-22'	B-6 21-22'	B-7 21-22'	B-8 21-22'
Volatile Organic Compounds								
Benzene	4.4	ND	2.6	2.1	ND	2.4	2.3	2.4
Chloroform	58.1	70.0	34.1	11.2	7.7	3.3	11.7	16.8
1,4-Dichlorobenzene	3.9	7.1	ND	6.3	ND	6.9	ND	ND
Dichlorodifluoromethane	ND	ND	ND	ND	ND	ND	ND	3.2
Ethylbenzene	5.0	4.2	ND	4.0	ND	4.2	3.4	ND
Styrene	2.6	ND	ND	ND	ND	ND	ND	ND
Tetrachloroethylene	10,300.0	7,050.0	1,360.0	1,080.0	509.0	415.0	766.0	651.0
Toluene	24.2	14.9	9.6	13.7	8.3	13.0	13.1	6.9
1,1,1-Trichloroethane	4.9	ND	ND	ND	ND	ND	10.4	6.2
Trichloroethylene	53.5	71.7	505.0	502.0	699.0	989.0	500.0	251.0
Trichlorofluoromethane	ND	ND	ND	ND	ND	ND	ND	ND
1,2,4-Trimethylbenzene	7.8	ND	ND	11.3	ND	14.0	ND	ND
1,3,5-Trimethylbenzene	ND	ND	ND	ND	ND	ND	2.9	ND
m&p Xylene	17.1	16.5	8.6	15.2	8.5	15.9	11.9	6.7
o-Xylene	4.9	4.6	2.7	4.6	2.7	4.9	4.3	ND
All analytical results expressed in micrograms per cubic meter								

Note: Only those compounds detected in at least one sample are presented on this table.
ND = Not Detected

New York City School Construction Authority
Former Adams Brush Facility
94-02 104th Street, Queens, New York
Summary of VOCs in Soil-Gas
July, 2004

Compound	Boring/Sample ID			
	B-9 21-22'	B-10 21-22'	B-11 21-22'	B-12 21-22'
Volatile Organic Compounds				
Benzene	2.1	ND	ND	ND
Chloroform	35.9	93.9	173.0	37.2
1,4-Dichlorobenzene	3.7	ND	ND	ND
Dichlorodifluoromethane	3.0	ND	ND	ND
Ethylbenzene	ND	ND	ND	ND
Styrene	ND	ND	ND	ND
Tetrachloroethylene	2,010.0	265.0	658.0	414.0
Toluene	5.8	6.7	5.6	6.3
1,1,1-Trichloroethane	ND	ND	ND	ND
Trichloroethylene	133.0	19.2	11.9	7.0
Trichlorofluoromethane	4.9	ND	ND	ND
1,2,4-Trimethylbenzene	ND	ND	9.1	5.9
1,3,5-Trimethylbenzene	ND	ND	ND	ND
m&p Xylene	8.2	7.0	7.7	5.9
o-Xylene	2.7	2.6	2.9	ND
All analytical results expressed in micrograms per cubic meter				

Note: Only those compounds detected in at least one sample are presented on this table.
ND = Not Detected

New York City Schc onstruction Authority
Former Ada. Brush Facility
94-02 104th Street, Queens, New York
Summary of VOCs in Soil-Gas
October, 2004

Compound	Boring/Sample ID									
	PB-1 21-22'	PB-2 21-22'	PB-3 21-22'	PB-4 21-22'	PB-5 21-22'	PB-6 21-22'	PB-8 21-22'	PB-9 21-22'	PB-10 (2) 21-22'	PB-11 21-22'
Volatile Organic Compounds										
Propylene	170.0 D	88.0 D	170.0 D	78.0 D	140.0 D	170.0 D	110.0 D	13.0	39.0	40.0
Freon 12 (Dichlorodifluoromethane)	2.8	4.1	5.8	2.6	2.7	2.8	2.5 U	2.5 U	2.5	3.7
Chloromethane	1.0 U	1.0 U	1.0 U	1.0 U	1.4	1.0 U	1.0 U	1.0 U	1.0 U	1.0 U
1,3-Butadiene	11.0	14.0	36.0	13.0	16.0	20.0	4.8	2.0	3.4	2.7
Ethanol	120.0 D	260.0 D	430.0 D	370.0 D	680.0 DE	1,000.0 DE	2,300.0 DE	4,300.0 DE	9.6	3,000.0 DE
Freon 11 (Trichlorofluoromethane)	2.8 U	3.5	5.3	2.8 U	2.8 U	2.8 U	2.8 U	2.8 U	2.8 U	3.8
Isopropyl alcohol (2-propanol)	130.0 D	280.0 D	420.0 D	720.0 DE	1,200.0 DE	1,100.0 DE	2,800.0 DE	5,400.0 DE	3.7 U	2,500.0 DE
Acetone	130.0 D	170.0 D	110.0 D	81.0 D	96.0 D	51.0	92.0 D	92.0 D	29.0	29.0
Carbon Disulfide	11.0	7.6	3.6	3.0	4.0	4.2	1.6 U	1.6 U	1.6 U	1.6 U
Methyl-tert-butyl-ether (MTBE)	1.8 U	1.9	2.0	1.8 U	1.8 U	1.8 U	1.8 U	1.8 U	1.8 U	1.8 U
n-Hexane	78.0	17.0	56.0	24.0	24.0	9.8	49.0	13.0	6.0	8.7
1,1-Dichloroethane	2.0 U	2.0 U	2.0 U	2.0 U	2.0 U	2.0 U	2.0 U	2.0 U	2.0 U	3.4
2-Butanone (MEK)	9.3	12.0	26.0	17.0	16.0	9.0	9.6	8.5	3.5	4.7
cis-1,2-Dichloroethene	19.0	2.0 U	2.0 U	2.0 U	2.0 U	2.0 U	2.0 U	2.0 U	2.0 U	2.0 U
Ethyl acetate	1.8 U	1.8 U	1.8 U	1.8 U	1.8 U	1.8 U	1.8 U	2.6	1.8 U	1.8 U
Chloroform	3.5	20.0	5.7	4.9	28.0	7.3 U	9.1	8.6	15.0	8.2
Tetrahydrofuran	1.5 U	1.5 U	1.5 U	1.5 U	1.5 U	1.5 U	1.8	1.5 U	1.5 U	1.5 U
1,1,1-Trichloroethane	2.7 U	13.0	3.0	37.0	96.0	180.0 D	2.7 U	2.7 U	4.9	610.0 D
Cyclohexane	41.0	45.0	17.0	17.0	14.0	1.7 U	25.0	26.0	4.2	1.7 U
n-Heptane	43.0	17.0	37.0	13.0	9.6	5.3	12.0	6.1	5.0	3.4
Benzene	6.0	11.0	40.0	17.0	13.0	5.7	13.0	6.9	5.6	5.4
Trichloroethene	8.1	31.0	4.6	2.7 U	2.9	7.7	78.0	12.0	23.0	14.0
Toluene	46.0	110.0 D	380.0 D	85.0	43.0	34.0	560.0 D	700.0 D	77.0	38.0
Tetrachloroethene	790.0 D	3.4 U	32.0	48.0	180.0 D	130.0	17.0	6.8	3.4 U	14.0
Ethylbenzene	15.0	34.0	78.0	11.0	4.4	6.1	61.0	58.0	18.0	5.5
Xylene (meta & para)	51.0	140.0 D	220.0 D	39.0	15.0	20.0	180.0 D	150.0 D	80.0	14.0
Xylene (ortho)	15.0	29.0	50.0	8.3	3.9	5.0	32.0	25.0	19.0	4.5
Styrene	2.1 U	7.6	4.8	2.1 U	2.1 U	2.1 U	2.1 U	2.1 U	2.1 U	2.1 U
4-Ethyltoluene	12.0	26.0	24.0	6.1	3.5	3.4	3.4	2.5 U	22.0	2.5 U
1,3,5-Trimethylbenzene	3.3	7.1	6.3	2.5 U	2.5 U	2.5 U	2.5 U	2.5 U	4.9	2.5 U
1,2,4-Trimethylbenzene	11.0	24.0	19.0	4.2	3.2	2.7	2.5 U	2.5 U	19.0	2.5 U
1,3-Dichlorobenzene	84.0	170.0 D	210.0 D	29.0	45.0	49.0	380.0 D	260.0 D	3.0 U	81.0
1,4-Dichlorobenzene	3.0 U	3.1	3.3	3.0 U	3.0 U	3.0 U	3.0 U	3.0 U	3.0 U	3.0 U
All analytical results expressed in micrograms per cubic meter										

Notes:
E = Concentration of the analyte exceeded calibration range of instrument.
D = Concentration was obtained from analysis performed at a dilution
U = Not detected at a concentration above the laboratory method detection limit.

DRAWINGS

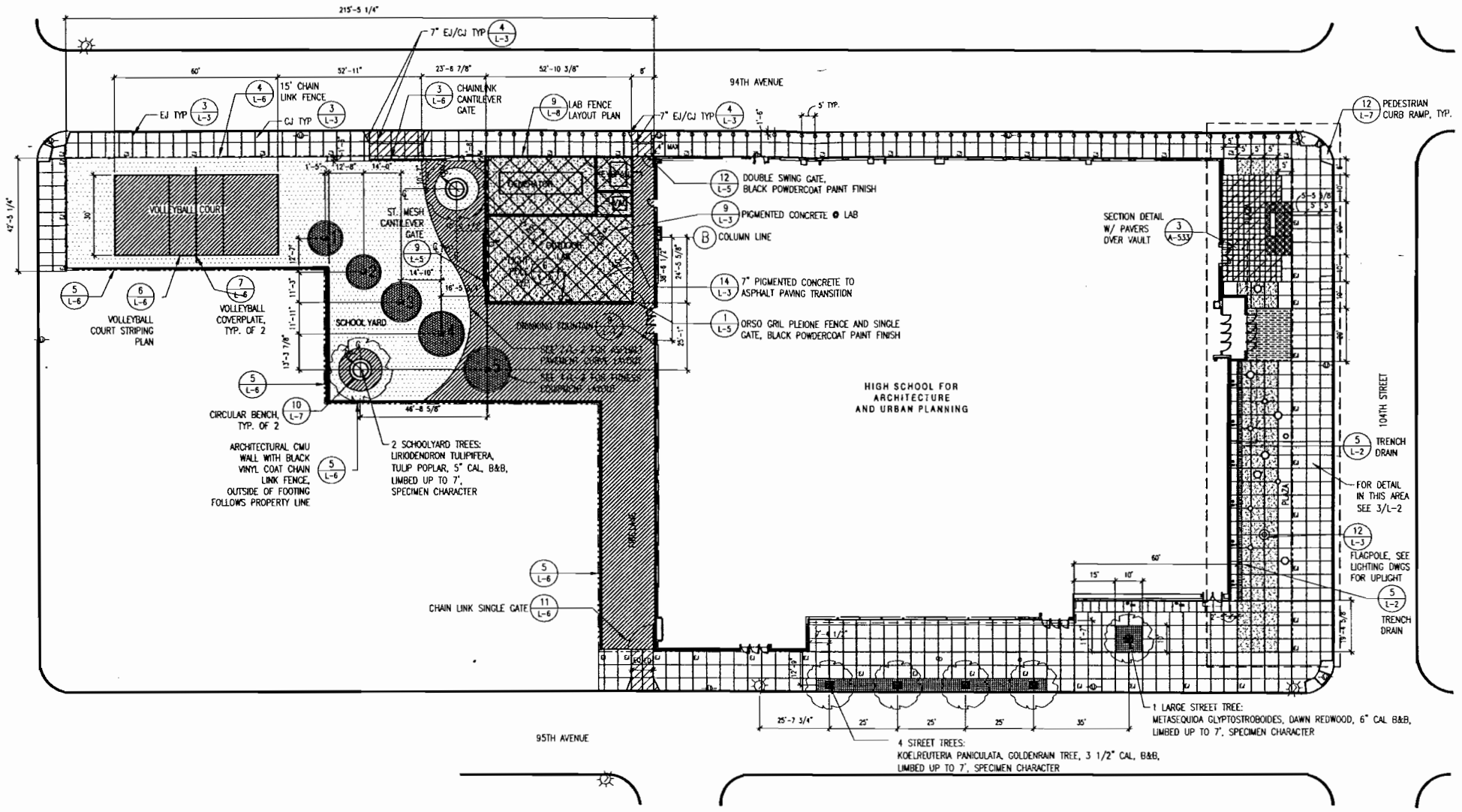

1 LAYOUT AND MATERIALS PLAN
L-1 SCALE: 1" = 16'-0"

0 4' 8' 16' 24' 40'

STREET AND SCHOOLYARD PLAN LEGEND

PAVING:
- 4" TH REINFORCED CONCRETE PAVEMENT (1/L-3)
- 7" TH REINFORCED CONCRETE PAVEMENT (2/L-3)
- 4" TH REINFORCED PIGMENTED CONCRETE PAVEMENT TYPE F (1/L-3)
- TYPE A PAVERS ON 4" TH REINFORCED CONCRETE, SEE PAVER SCHEDULE 3/L-1 (6/L-3)
- ASPHALT PAVEMENT WITH BLACK SEAL COAT (5/L-3)
- ASPHALT PAVEMENT WITH RED SEAL COAT (5/L-3)
- GRANITE COBBLES OVER STREET TREE PITS (5/L-7)
- TYPE B PAVERS ON 4" TH REINFORCED CONCRETE, SEE PAVER SCHEDULE (6/L-3)
- RECESSED SPECTRATURF SAFETY SURFACE COLOR: CORAL SEA (11/L-3)
- 4" THICK KEYED GRILLED PIGMENTED CONCRETE PAVEMENT TYPE E (1/L-3)

LANDSCAPE:
- STREET TREES IN SIDEWALK (1/L-7)
- TREE IN PLANTER BENCH (10/L-7)

SITE IMPROVEMENTS:
- 10' H BLACK VINYL COATED CHAIN LINK FENCE CANTILEVER GATE WITH TRANSOM TO 15' (3/L-6)
- STEEL MESH GATE: SINGLE (1/L-6) DOUBLE (12/L-5)
- 10' ORSOGRIL STEROPE STEEL MESH CANTILVER GATE AND TRANSOM TO 17' (9/L-5)
- 15' H CHAIN LINK FENCE (4/L-6)
- 17' H STEEL MESH FENCE ORSO GRIL TALIA (3/L-5)
- 17' H STEEL MESH FENCE ORSO GRIL STEROPE (2/L-5)
- 8' H STEEL MESH FENCE ORSOGRIL STEROPE (2/L-5)
- 6' H BLACK VINYL COAT CHAIN LINK FENCE ON 8' ARCHITECTURAL CMU WALL (5/L-6)

- 1 FITNESS EQUIPMENT, SEE EQUIPMENT SCHEDULE (4/L-1)
- CIRCULAR BENCH ON ASPHALT, SEE SPEC. (TOTAL 2) (10/L-7)
- 30" CONCRETE SPHERE, REFER SHEET L-2 (10/L-3)
- 18" CONCRETE SPHERE, REFER SHEET L-2 (10/L-3)
- 24" H, 6" Ø STEEL BOLLARDS (8/L-3)

2 STREET AND SCHOOLYARD PLAN LEGEND
L-1 SCALE: NA

PAVING SCHEDULE

- PAVING TYPE A: 2' X 2' DETECTABLE WARNING PAVERS, COLOR: TO MATCH HANOVER QUARRY RED (6/L-3)
- PAVING TYPE B: 8" X 8" CONCRETE UNIT PAVERS, COLOR: TO MATCH HANOVER QUARRY RED
- PAVING TYPE C: 2' X 2' PEDESTAL PAVERS FOR ROOF DECKS, COLOR: CHARCOAL (7/L-3)
- PAVING TYPE D: 2' X 2' PEDESTAL PAVERS FOR ROOF DECKS, COLOR: TO MATCH HANOVER QUARRY RED
- PAVING TYPE E: REINFORCED PIGMENTED CONCRETE PAVEMENT, COLOR: TO MATCH L.M. SCOFIELD CO. CHROMIX ADMIXTURE OLMSTEAD BLUE TH 933, CURED WITH LITHOCHROME COLORWAX IN THE MATCHING COLOR.
- PAVING TYPE F: REINFORCED PIGMENTED CONCRETE PAVEMENT COLOR: TO MATCH L.M. SCOFIELD CO. CHROMIX ADMIXTURE. CHARCOAL, CURED WITH LITHOCHROME COLORWAX IN THE MATCHING COLOR.

ALL PAVER COLORS, MATRIX AND FINISHES TO MATCH ARCHITECTS SAMPLE

3 PAVING SCHEDULE
L-1 SCALE: NA

EQUIPMENT SCHEDULE: SEE DWG L-2 FOR FITNESS EQUIPMENT LAYOUT PLAN

- FITNESS STATION 1: PIPELINE STATION 14, MODEL NO. 9714, COLOR: BLACK (3/L-4)
- FITNESS STATION 2: PIPELINE STATION 16, MODEL NO. 9716, COLOR: BLACK (7/L-4)
- FITNESS STATION 3: PIPELINE STATION 10, MODEL NO. 9710, COLOR: BLACK (3/L-4)
- FITNESS STATION 4: PIPELINE STATION 8, MODEL NO. 9708, COLOR: BLACK (1/L-4)
- FITNESS STATION 5 PIPELINE STATION, MODEL NO. 9700 COLOR: BLACK (9/L-6)

4 EQUIPMENT SCHEDULE
L-1 SCALE: NA

LIGHTING SCHEDULE

- IN-GROUND UPLIGHT
- POLE LIGHT

NOTE: SEE ARCH AND ELECTRIC DRAWINGS FOR BUILDING MOUNTED LIGHTING

5 LIGHTING SCHEDULE
L-1 SCALE: NA

NYC MODEL CODE PROGRAM: COST IMPACT ASSESSMENT

SCHOOL

New York City Department of Buildings
280 Broadway, 7th Floor
New York, NY 10007

NYC Economic Development Corporation
110 William Street, 6th Floor
New York, NY 10038

HIGH SCHOOL FOR CONSTRUCTION TRADES, ENGINEERING & ARCHITECTURE
QUEENS, NEW YORK
NEW CONSTRUCTION

NEW YORK CITY SCHOOL CONSTRUCTION AUTHORITY
William H. Goldshik, President and CEO
Board of Trustees
Chancellor Joel I. Klein, Chairman
Stanley E. Grayson, Trustee
Craig G. Imhoff, Trustee

Architecture & Engineering
C. Bruce Bennett, R.A., Vice President
Barbara E. Nolte, A.I.A., Senior Director Technical Standards Studio
Elen R. Atwood, P.E., Director of Design Studio 1
Timothy F. Ilg, R.A., P.P., Director of Design Studio 2
Gary Reuter, Director of Operations, Special Projects

STV Incorporated
225 Park Avenue South, New York, NY 10003

ARQUITECTONICA
[illegible]

Landscape Architects: Ogata Gideon, 128 Duane Street, New York, NY 10013, Telephone 212-431-5050, Telefax 212-941-1513
Structural Consultant: Weidlinger Associates, 375 Hudson Street, New York, NY 10014, Telephone 212-354-0214, Telefax 212-354-7482
Lighting Consultant: Fisher Marantz Stone, 37 West 57th Street, New York, NY 10019, Telephone 212-719-1888, Telefax 212-719-1972
Mechanical Consultant: Jaros, Baum & Bolles, 230 Park Avenue, New York, NY 10169, Telephone 212-697-5555, Telefax 212-949-8690
Acoustical Consultant: Shen Milsom Wilke, 417 Fifth Avenue, New York, NY 10016, Telephone 212-725-4800, Telefax 212-725-5084
Electrical Consultant: Lerch, Bates & Associates, Inc., 463 Hide Street, Baltimore, MD 21230, Telephone 732-494-8844, Telefax 732-494-8884
Envelope Consultant: RDC Inc., 220 Park Avenue South, New York, NY 10003, Telephone 212-777-4400, Telefax 212-228-2537
Architectural Spec Consultant: Robert Schwartz Associates, 500 Eighth Avenue, New York, NY 10018, Telephone 212-481-2240, Telefax 212-533-1813
Civil Consultant: T.A. Associates, 136 West John Street, Hicksville, NY 11801, Telephone 516-932-1616, Telefax 516-932-9520

1	08-19-2005	Draft Report
Rev. No.	Date	Title

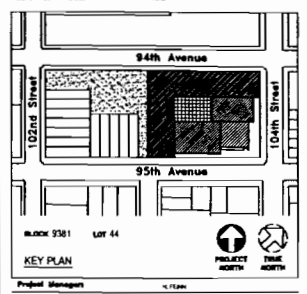

KEY PLAN

Project Manager: K. FLYNN
Design Manager: B. STAFFORD-SMITH
Project Architect/Engineer:
Designer:
Drawn by:
Checked by:
Dept. Head :
Design No.: LLW #22714
Scale:

Project: HIGH SCHOOL FOR CONSTRUCTION TRADES, ENGINEERING & ARCHITECTURE
Address: QUEENS, NEW YORK

Drawing Title:
SITE LAYOUT AND MATERIALS PLAN
(CURRENT CODE)

Drawing No.: L-1

Scale: AS NOTED

APPENDIX A
WORKPLAN FOR PROPOSED GROUNDWATER SAMPLING-DECEMBER 29, 2003

Shaw Environmental & Infrastructure, Inc.

4 Commerce Drive South
Harriman, NY 10926
845.492.3100
Fax 845.492.3101

Shaw® Shaw Environmental & Infrastructure, Inc.

December 29, 2003

Ioana Munteanu-Ramnic
New York State Department of Environmental Conservation
Division of Environmental Remediation
Hunters Point Plaza
47-40 21st Street
Long Island City, New York 11101

Re: Former Adams Brush Manufacturing Facility-Workplan
94-02 104th Street, Queens, NY

Dear Ms. Munteanu-Ramnic:

Over the next few weeks, SCA would like to perform additional soil and groundwater sampling to determine the quality of the soil and groundwater that lies beneath the area to be excavated for the building foundation. Results from the sampling are expected to clear the way for SCA to begin the installation of footings for the building foundation as soon as the 18 foot excavation is achieved, thereby eliminating delays in construction. Please keep in mind this investigation is only intended to allow the excavation and installation of footings. While the footings are being laid, SCA would concurrently perform the confirmatory sampling that is proposed in the approved RAW. We will review our plan for confirmatory sampling with you before proceeding.

In order to characterize soil quality in the foundation area, SCA proposes to collect soil samples from the approximate depths of 18 feet below ground surface (ground surface=grade at street level) to 34 feet below ground surface at 31 representative boring locations within the footprint of the proposed building. The proposed locations are provided in the attached **Figure 1**. Using an ATV-type geoprobe, soils will be sampled at continuous 4-foot intervals from 18 to 34 feet bgs. Sampling will be performed under the supervision of Shaw Environmental Inc. environmental scientists. All soil samples will be evaluated for visual or olfactory evidence of contamination, and described in a written log for percent of recovered sample in the macrocore, soil color, soil texture, and general classification under the Unified Soil Classification System. In addition, all soil samples will be screened for the presence of organic vapors using a photoionization detector (PID) calibrated prior to use with an isobutylene standard calibration gas. A minimum of one soil sample from each boring will be submitted for laboratory analysis of contaminants of concern. The criteria for the section of the samples will be:

- The samples exhibiting the highest photoionization detector responses; and/or
- The samples exhibiting any visual or olfactory evidence of contamination
- If none of the samples exhibit either of the above characteristics, then the samples from 18 to 22 feet or 22 to 26 feet will be submitted for laboratory analysis.

Sample analysis will be performed for Volatile Organic Compounds (VOCs) by EPA Method 8260. Category A deliverables will be provided for the soil analysis.

Groundwater samples will be collected at 8 locations using the geoprobe (see **Figure 1**) to verify the progress of natural attenuation of chlorinated hydrocarbons in groundwater, as discussed in the RAW. The groundwater samples will be analyzed for VOCs by Method 8260. Category A deliverables will be provided for the groundwater analysis.

The results of the investigation will be summarized in a site investigation report. The report will include a description of the site investigation activities, soil boring logs, soil and groundwater quality results, a site plan showing approximate sample locations, and conclusions and recommendations.

The work will begin January 5, 2003, and is expected to be completed by January 7, 2003.

Should you have any questions or comments regarding this proposal, please do not hesitate to contact me at (718) 472-8502.

Sincerely,
Shaw Environmental Inc.

Saul Ash
Project Manager

APPENDIX B
NYSDEC COMMENT LETTER OF AUGUST 20, 2004

New York State Department of Environmental Conservation
Division of Environmental Remediation, Region 2
47-40 21ST Street, Long Island City, NY 11101-5407
Phone: (718) 482-4995 • FAX: (718) 482-6358
Website: www.dec.state.ny.us

T&E H

2004 AUG 27 AM 9:02

NEW CONSTRUCTION AUTHORITY SCHOOL

August 20, 2004

Ms. Lee Guterman,
NYC SCA
30-30 Thomson Avenue
Long Island City, NY 11101-3045
FAX: (718) 472-8500

Re: Former Adams Brush Manufacturing Site
Future Architecture High School
94-02 104th Street, Ozone Park, New York

Dear Ms. Guterman:

New York State Department of Environmental Conservation's (the Department's) and New York State Department of Health's (NYSDOH's) staff has completed review of the Results of the Post Excavation and Soil Gas Analysis collected at Former Adams Brush Manufacturing (dated August 3, 2004). These activities are directed mainly toward the post demolition of the former buildings and the removal of soil from the property. Our comments on the Results of the Post Excavation and Soil Gas Analysis are attached to this letter.

Please be advised, as we expressed in our meeting of May 2003, that additional remedial efforts beyond those contemplated in the RAWP may be required based on the results of our review of the Remedial Investigation and on the findings of supplemental studies.

I recommend that the attached comments be addressed through a simple amendment letter that can be appended to the RAWP. The Department will be available for prompt discussion of our comments, if this will be required to complete your response.

If you have any questions, please contact me at your earliest convenience (718) 482-4065.

Sincerely,

Ioana Munteanu-Ramnic

Ioana Munteanu-Ramnic
Environmental Engineer

cc w/o encl.: D. D'Ambrosio (NYS DEC)
A. Nagi (NYSDEC)
D. Walsh (NYSDEC)
D. Hettrick (NYSDOH)
V. Brevdo (NYSDEC)

APPENDIX

Former Adams Brush Site Future Architecture High School
Results of Post Excavation Soil and Soil Gas Sampling, August 3, 2004

1. A groundwater sampling round must be completed ASAP.

2. Also, the northwestern part of the site has not been investigated sufficiently. Even the history of the site does not show industries or manufacturing processes on this part of the site, the Department requests at least two borings converted into monitoring wells to be installed and sampled in this area. The highest concentration of PCE soil gas is located in the northwestern corner of the future building.

3. PCE is denser than water and could sink. The soil level beneath the groundwater table must be verified for PCE residuals.

4. A sub-slab depressurization passive system which can be activated beneath on-site structures has been required to prevent human exposure. The soil gas concentrations of thousands of ppb/cubic meter, requires an active soil vapor extraction system. In the future if the soil gas sampling will show low levels of soil gas the system could be shut down and activated only in case of necessity.

5. An Operation Maintenance and Monitoring(OM&M) must be proposed.

6. The NYSDOH Project Manager recommends a comprehensive **Citizen Participation Plan (CPP)** be implemented at this site given the potential sensitive nature of this subject matter (i.e., the proposed construction of a new school on a parcel of land contaminated with chlorinated solvents) to the surrounding community due to their experience with similarly contaminated sites in the area.

APPENDIX C
WORKPLAN FOR GROUNDWATER SAMPLING
SEPTEMBER 2, 2004

Shaw Environmental & Infrastructure, Inc.

4 Commerce Drive South
Harriman, New York 10926
845-492-3100
FAX: 845-492-3101

Shaw® Shaw Environmental & Infrastructure, Inc.

September 2, 2004

Ioana Munteanu-Ramnic
New York State Department of Environmental Conservation
Division of Environmental Remediation
Hunters Point Plaza
47-40 21st Street
Long Island City, New York 11101

Re: Groundwater Sampling Workplan
Former Adams Brush Manufacturing Facility-
94-02 104th Street, Queens, NY

Dear Ms. Munteanu-Ramnic:

Shaw Environmental and Infrastructure, Inc. (Shaw) and the New York City School Construction Authority (NYCSCA) are in receipt of your August 20, 2004 letter regarding the above-referenced site. In your letter, you requested the completion of a groundwater sampling round and other actions related to the sub slab ventilation system, and the preparation of an Operation and Maintenance Manual and a Citizen Participation Plan. This correspondence describes the proposed groundwater sampling program pursuant to your letter.

Groundwater samples will be collected at eleven (11) locations within the site boundaries and upgradient of the site (see Figure 1). The groundwater sampling plan has been designed to accomplish the following objectives:

- To determine if any contamination from upgradient properties is migrating onto the site, 3 groundwater samples (PB-1, PB-2 and PB-3) will be obtained along the right of way on 94th Avenue. Samples PB-2 and PB-3 could not be located immediately adjacent to the site without being within the road. Therefore, these borings have been located on the opposite side of 94th Avenue.

- To assess groundwater quality in the western portion of the site per the request of the Department, 2 groundwater samples (PB-4 and PB-5) will be obtained from the former parking lot area.

- To provide an update of groundwater quality conditions beneath the footprint of the previous building and proposed school, 6 groundwater samples (PB-6 through PB-11) will be obtained at the base of the existing excavation. The proposed locations were selected based on the consideration of existing construction activities

at the site. Samples PB-6 and PB-10 are located as close as practical to the most elevated soil gas sampling locations (B-1 and B-2) based on the soil gas sampling conducted during July 2004.

Groundwater samples will be collected using a Geoprobe. At each boring location a hollow steel probe rod fitted with a stainless steel discreet interval groundwater sampling tool will be advanced to within the top 10 feet of the water table; the outer sleeve of the tube will then be opened, allowing for the retrieval of groundwater through an inner wire-screened tube. The groundwater sample will be retrieved with the use of a peristaltic pump with dedicated polyethylene tubing.

Following purging, samples for laboratory analysis will be collected directly into laboratory supplied sample jars, and analyzed for VOCs using EPA Method 8260. No validation of the data is proposed for this sampling event.

We are not proposing that monitoring wells be installed due to the on-going construction activities at the site and the significant potential for damage to wells during construction. The installation of monitoring wells will be considered and discussed with the Department pending the results of this groundwater sampling program.

Also, we acknowledge the Department's request to sample soils beneath the water table to determine if PCE residuals (Dense Non Aqueous Phase Liquids) exist. However because of the low concentrations of VOCs historically detected in the groundwater, it is highly unlikely that residual product exists. Therefore, we are requesting that the Department reconsider this requirement.

Should you have any questions or comments regarding this proposal, please do not hesitate to contact me at (845) 492-3114.

Sincerely,
Shaw Environmental and Infrastructure Inc.

Steven Goldberg
Senior Geologist

cc: Lee Guterman (NYCSCA)
Mike Sherwood (Shaw)

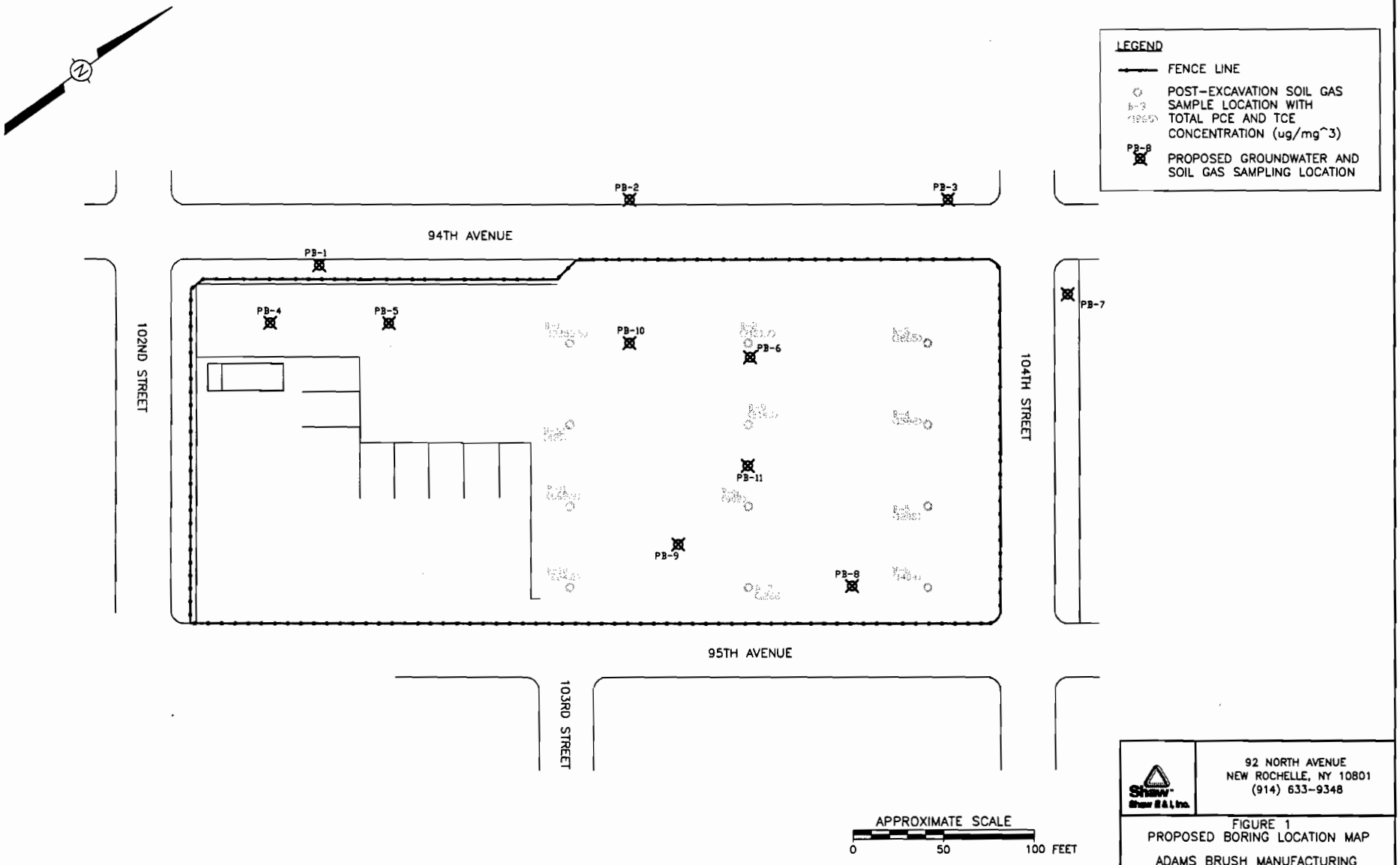

OFFICE	DRAWN BY	CHECKED BY	APPROVED BY	DRAWING NUMBER
New Rochelle, NY	R. Tagoff 8/24/04	M. Sherwood 8/24/04	M. Sherwood 8/24/04	842150-FIG1D

Shaw Shaw E&I, Inc.

92 NORTH AVENUE
NEW ROCHELLE, NY 10801
(914) 633-9348

FIGURE 1
PROPOSED BORING LOCATION MAP

ADAMS BRUSH MANUFACTURING
94-02 104TH STREET
QUEENS, NEW YORK

APPENDIX D
LOGS OF SOIL BORINGS

JANUARY 2004
SOIL BORING LOGS

Groundwater Monitoring Well Log

Shaw Environmental & Infrastructure
Engineering of New York, P.C.
92 NORTH AVENUE
NEW ROCHELLE, NY 10801

Project # 842150 Project Name NYCSCA Site #

Site Name SCA-Adams Brush Site Address 94-02 104th St, Queens, NY

Boring No. SB-1

Sheet No. 1 of 1

LEGEND
- Grout
- Bentonite
- Filter Pack

Drill Company Zebra Driller Evan
Drill Method Geoprobe
Rig Type Geoprobe Sampler Type 4' Sleeve
Total Boring Depth 34' Boring Diameter 2"
Well Depth N/A Well Diameter N/A
Screen length/size: N/A

Date Started 1/5/04
Date Finished 1/5/04
Weather Rain, 35°F
Shaw Geologist Philip Kao

Depth (ft)	SAMPLE: Depth Interval (ft.)	SAMPLE: % Recovery	SAMPLE: Blows/6"	SAMPLE: USCS	SOIL DESCRIPTION/LITHOLOGY	Lab Sample	PID (ppm)	Moisture	WELL CONSTRUCTION
4									
8									
12									
16									
	18-22'	95%	N/A		Light brown silty SAND		0		
20									
	22-26'	70%	N/A		Light brown silty SAND	SB-1 (20-24)	0		
24									
	26-30'	50%	N/A		Light brown SAND		0		
28									
	30-34'	50%	N/A		Light brown SAND		0		
32								wet@32'	
36									

NOTE:
N/A=NOT APPLICABLE

Groundwater Monitoring Well Log

Shaw Environmental & Infrastructure
Engineering of New York, P.C.
92 NORTH AVENUE
NEW ROCHELLE, NY 10801

Project # 842150 Project Name NYCSCA Site #

Site Name SCA-Adams Brush Site Address 94-02 104th St, Queens, NY

Boring No. SB-2

Sheet No. 1 of 1

LEGEND
- Grout
- Bentonite
- Filter Pack

Drill Company Zebra Driller Evan
Drill Method Geoprobe
Rig Type Geoprobe Sampler Type 4' Sleeve
Total Boring Depth 34' Boring Diameter 2"
Well Depth N/A Well Diameter N/A
Screen length/size: N/A

Date Started 1/5/04
Date Finished 1/5/04
Weather Rain, 35°F
Shaw Geologist Philip Kao

Depth (ft)	SAMPLE: Depth Interval (ft.)	SAMPLE: % Recovery	SAMPLE: Blows/6"	SAMPLE: USCS	SOIL DESCRIPTION/LITHOLOGY	Lab Sample	PID (ppm)	Moisture	WELL CONSTRUCTION
4									
8									
12									
16									
	18-22'	70%	N/A		Light brown silty SAND		0		
20									
	22-26'	60%	N/A		Light brown SAND	SB-2 (22-26)	0		
24									
	26-30'	50%	N/A		Light brown SAND		0		
28									
	30-34'	50%	N/A		Light brown SAND		0		
32								wet@33'	
36									

NOTE:
N/A=NOT APPLICABLE

Groundwater Monitoring Well Log

Shaw Environmental & Infrastructure
Engineering of New York, P.C.
92 NORTH AVENUE
NEW ROCHELLE, NY 10801

Project # 842150 Project Name NYCSCA Site #

Site Name SCA-Adams Brush Site Address 94-02 104th St, Queens, NY

Boring No. SB-3

Sheet No. 1 of 1

LEGEND
- Grout
- Bentonite
- Filter Pack

Drill Company Zebra Driller Evan
Drill Method Geoprobe
Rig Type Geoprobe Sampler Type 4' Sleeve
Total Boring Depth 34' Boring Diameter 2"
Well Depth N/A Well Diameter N/A
Screen length/size: N/A

Date Started 1/5/04
Date Finished 1/5/04
Weather Rain, 35°F
Shaw Geologist Philip Kao

Depth (ft)	SAMPLE: Depth Interval (ft.)	SAMPLE: % Recovery	SAMPLE: Blows/6"	SAMPLE: USCS	SOIL DESCRIPTION/LITHOLOGY	Lab Sample	PID (ppm)	Moisture	WELL CONSTRUCTION
4									
8									
12									
16									
	18-22'	60%	N/A		Light brown silty SAND		0		
20									
	22-26'	50%	N/A		Light brown silty SAND	SB-3 (22-26)	0		
24									
	26-30'	60%	N/A		Light brown SAND		0		
28									
	30-34'	50%	N/A		Light brown SAND		0	sat@31'	
32									
36									

NOTE:
N/A=NOT APPLICABLE

Groundwater Monitoring Well Log

Shaw Environmental & Infrastructure
Engineering of New York, P.C.
92 NORTH AVENUE
NEW ROCHELLE, NY 10801

Project # 842150 Project Name NYCSCA Site #

Site Name SCA-Adams Brush Site Address 94-02 104th St, Queens, NY

Boring No. SB-4

Sheet No. 1 of 1

LEGEND
- Grout
- Bentonite
- Filter Pack

Drill Company Zebra Driller Evan
Drill Method Geoprobe
Rig Type Geoprobe Sampler Type 4' Sleeve
Total Boring Depth 34' Boring Diameter 2"
Well Depth N/A Well Diameter N/A
Screen length/size: N/A

Date Started 1/6/04
Date Finished 1/6/04
Weather Windy, 30°F
Shaw Geologist Philip Kao

Depth (ft)	SAMPLE: Depth Interval (ft.)	SAMPLE: % Recovery	SAMPLE: Blows/6"	SAMPLE: USCS	SOIL DESCRIPTION/LITHOLOGY	Lab Sample	PID (ppm)	Moisture	WELL CONSTRUCTION
4									
8									
12									
16									
	18-22'	50%	N/A		Light brown silty SAND	SB-4 (18-22)	0		
20									
	22-26'	60%	N/A		Light brown silty SAND		0		
24									
	26-30'	70%	N/A		Light brown SAND		0		
28									
	30-34'	60%	N/A		Light brown SAND		0	sat@30'	
32									
36									

NOTE:
N/A=NOT APPLICABLE

Groundwater Monitoring Well Log

Shaw Environmental & Infrastructure
Engineering of New York, P.C.
92 NORTH AVENUE
NEW ROCHELLE, NY 10801

Project # 842150 Project Name NYCSCA Site #

Site Name SCA-Adams Brush Site Address 94-02 104th St, Queens, NY

Boring No. SB-5

Sheet No. 1 of 1

LEGEND
- Grout
- Bentonite
- Filter Pack

Drill Company Zebra Driller Evan

Drill Method Geoprobe

Rig Type Geoprobe Sampler Type 4' Sleeve

Total Boring Depth 34' Boring Diameter 2"

Well Depth N/A Well Diameter N/A

Screen length/size: N/A

Date Started 1/6/04

Date Finished 1/6/04

Weather Windy, 30°F

Shaw Geologist Philip Kao

Depth (ft)	SAMPLE: Depth Interval (ft.)	SAMPLE: % Recovery	SAMPLE: Blows/6"	SAMPLE: USCS	SOIL DESCRIPTION/LITHOLOGY	Lab Sample	PID (ppm)	Moisture	WELL CONSTRUCTION
4									
8									
12									
16									
	18-22'	75%	N/A		Light brown silty SAND		0		
20									
	22-26'	25%	N/A		Light brown silty SAND	SB-5 (22-26)	0		
24									
	26-30'	60%	N/A		Light brown SAND		0		
28									
	30-34'	40%	N/A		Light brown SAND		0	wet@31'	
32									
36									

NOTE:
N/A=NOT APPLICABLE

Groundwater Monitoring Well Log

Shaw Environmental & Infrastructure
Engineering of New York, P.C.
92 NORTH AVENUE
NEW ROCHELLE, NY 10801

Project # 842150 Project Name NYCSCA Site #

Site Name SCA-Adams Brush Site Address 94-02 104th St, Queens, NY

Boring No. SB-6

Sheet No. 1 of 1

LEGEND
- Grout
- Bentonite
- Filter Pack

Drill Company Zebra Driller Evan

Drill Method Geoprobe

Rig Type Geoprobe Sampler Type 4' Sleeve

Total Boring Depth 30' Boring Diameter 2"

Well Depth N/A Well Diameter N/A

Screen length/size: N/A

Date Started 1/6/04

Date Finished 1/6/04

Weather Windy, 30°F

Shaw Geologist Philip Kao

Depth (ft)	SAMPLE: Depth Interval (ft.)	SAMPLE: % Recovery	SAMPLE: Blows/6"	SAMPLE: USCS	SOIL DESCRIPTION/LITHOLOGY	Lab Sample	PID (ppm)	Moisture	WELL CONSTRUCTION
4									
8									
12									
16									
	18-22'	60%	N/A		Light brown silty SAND		0		
20									
	22-26'	60%	N/A		Light brown silty SAND	SB-6 (22-26)	0		
24									
	26-30'	50%	N/A		Light brown SAND		0		
28									
								wet@30'	
32									
36									

NOTE:
N/A=NOT APPLICABLE
GROUND SURFACE APPROXIMATELY ONE FOOT BELOW STREET LEVEL.

Groundwater Monitoring Well Log

Shaw Environmental & Infrastructure
Engineering of New York, P.C.
92 NORTH AVENUE
NEW ROCHELLE, NY 10801

Project # 842150 Project Name NYCSCA Site #

Site Name SCA-Adams Brush Site Address 94-02 104th St, Queens, NY

Boring No. SB-7

Sheet No. 1 of 1

LEGEND
- Grout
- Bentonite
- Filter Pack

Drill Company Zebra Driller Evan
Drill Method Geoprobe
Rig Type Geoprobe Sampler Type 4' Sleeve
Total Boring Depth 34' Boring Diameter 2"
Well Depth N/A Well Diameter N/A
Screen length/size: N/A

Date Started 1/6/04
Date Finished 1/6/04
Weather Windy, 30°F
Shaw Geologist Philip Kao

Depth (ft)	SAMPLE: Depth Interval (ft.)	SAMPLE: % Recovery	SAMPLE: Blows/6"	SAMPLE: USCS	SOIL DESCRIPTION/LITHOLOGY	Lab Sample	PID (ppm)	Moisture	WELL CONSTRUCTION
4									
8									
12									
16									
	18-22'	70%	N/A		Light brown silty SAND		0		
20									
	22-26'	50%	N/A		Light brown silty SAND	SB-7 (22-26)	0		
24									
	26-30'	50%	N/A		Light brown SAND		0		
28									
	30-34'	30%	N/A		Light brown SAND		0		
32								wet@32'	
36									

NOTE:
N/A=NOT APPLICABLE
GROUND SURFACE APPROXIMATELY ONE FOOT BELOW STREET LEVEL.

Groundwater Monitoring Well Log

Shaw Environmental & Infrastructure
Engineering of New York, P.C.
92 NORTH AVENUE
NEW ROCHELLE, NY 10801

Project # 842150 Project Name NYCSCA Site #

Site Name SCA-Adams Brush Site Address 94-02 104th St, Queens, NY

Boring No. SB-8

Sheet No. 1 of 1

LEGEND
- Grout
- Bentonite
- Filter Pack

Drill Company Zebra Driller Evan
Drill Method Geoprobe
Rig Type Geoprobe Sampler Type 4' Sleeve
Total Boring Depth 28' Boring Diameter 2"
Well Depth N/A Well Diameter N/A
Screen length/size: N/A

Date Started 1/7/04
Date Finished 1/7/04
Weather Windy, 30°F
Shaw Geologist J. Ferngren

Depth (ft)	SAMPLE: Depth Interval (ft.)	SAMPLE: % Recovery	SAMPLE: Blows/6"	SAMPLE: USCS	SOIL DESCRIPTION/LITHOLOGY	Lab Sample	PID (ppm)	Moisture	WELL CONSTRUCTION
4									
8									
12									
16									
	16-20'	12.5%	N/A		Yellow to brown fine SAND	SB-8 (16-20)	0		
20									
	20-24'	75%	N/A		Yellow to brown fine SAND		0		
24								wet@24'	
	24-28'	50%	N/A		Yellow to brown fine SAND		0		
28									
32									
36									

NOTE:
N/A=NOT APPLICABLE

Groundwater Monitoring Well Log

Shaw Environmental & Infrastructure
Engineering of New York, P.C.
92 NORTH AVENUE
NEW ROCHELLE, NY 10801

Project # 842150 Project Name NYCSCA Site #

Site Name SCA-Adams Brush Site Address 94-02 104th St, Queens, NY

Boring No. SB-9

Sheet No. 1 of 1

LEGEND
- Grout
- Bentonite
- Filter Pack

Drill Company Zebra Driller Evan
Drill Method Geoprobe
Rig Type Geoprobe Sampler Type 4' Sleeve
Total Boring Depth 28' Boring Diameter 2"
Well Depth N/A Well Diameter N/A
Screen length/size: N/A

Date Started 1/7/04
Date Finished 1/7/04
Weather Windy, 30°F
Shaw Geologist J. Ferngren

Depth (ft)	SAMPLE: Depth Interval (ft.)	SAMPLE: % Recovery	SAMPLE: Blows/6"	SAMPLE: USCS	SOIL DESCRIPTION/LITHOLOGY	Lab Sample	PID (ppm)	Moisture	WELL CONSTRUCTION
4									
8									
12									
	12-16'	75%	N/A		Yellow to brown fine SAND, some SILT	SB-9 (12-16)	0		
16									
	16-20'	62.5%	N/A		Yellow to brown fine SAND, some SILT		0		
20									
	20-24'	75%	N/A		Yellow to brown fine SAND, some SILT		0		
24									
	24-28'	50%	N/A		Yellow to brown fine SAND, some SILT		0	wet@26'	
28									
32									
36									

NOTE:
N/A=NOT APPLICABLE

Groundwater Monitoring Well Log

Shaw Environmental & Infrastructure
Engineering of New York, P.C.
92 NORTH AVENUE
NEW ROCHELLE, NY 10801

Project # 842150 Project Name NYCSCA Site #

Site Name SCA-Adams Brush Site Address 94-02 104th St, Queens, NY

Boring No. SB-10

Sheet No. 1 of 1

LEGEND
- Grout
- Bentonite
- Filter Pack

Drill Company Zebra Driller Evan
Drill Method Geoprobe
Rig Type Geoprobe Sampler Type 4' Sleeve
Total Boring Depth 28' Boring Diameter 2"
Well Depth N/A Well Diameter N/A
Screen length/size: N/A

Date Started 1/7/04
Date Finished 1/7/04
Weather Windy, 30°F
Shaw Geologist J. Ferngren

Depth (ft)	SAMPLE: Depth Interval (ft.)	SAMPLE: % Recovery	SAMPLE: Blows/6"	SAMPLE: USCS	SOIL DESCRIPTION/LITHOLOGY	Lab Sample	PID (ppm)	Moisture	WELL CONSTRUCTION
4									
8									
12									
	12-16'	62.5%	N/A		Yellow to brown fine SAND, some SILT	SB-10 (12-16)	0		
16									
	16-20'	62.5%	N/A		Yellow to brown fine SAND, some SILT		0		
20									
	20-24'	50%	N/A		Yellow to brown fine SAND, some SILT		0		
24									
	24-28'	50%	N/A		Yellow to brown fine SAND, some SILT		0	wet@25'	
28									
32									
36									

NOTE:
N/A=NOT APPLICABLE

Groundwater Monitoring Well Log

Shaw Environmental & Infrastructure
Engineering of New York, P.C.
92 NORTH AVENUE
NEW ROCHELLE, NY 10801

Project # 842150 Project Name NYCSCA Site #

Site Name SCA-Adams Brush Site Address 94-02 104th St, Queens, NY

Boring No. SB-11

Sheet No. 1 of 1

LEGEND
- Grout
- Bentonite
- Filter Pack

Drill Company Zebra Driller Evan
Drill Method Geoprobe
Rig Type Geoprobe Sampler Type 4' Sleeve
Total Boring Depth 28' Boring Diameter 2"
Well Depth N/A Well Diameter N/A
Screen length/size: N/A

Date Started 1/7/04
Date Finished 1/7/04
Weather Windy, 30°F
Shaw Geologist J. Ferngren

Depth (ft)	SAMPLE: Depth Interval (ft.)	SAMPLE: % Recovery	SAMPLE: Blows/6"	SAMPLE: USCS	SOIL DESCRIPTION/LITHOLOGY	Lab Sample	PID (ppm)	Moisture	WELL CONSTRUCTION
4									
8									
12									
	12-16'	75%	N/A		Yellow to brown fine SAND, some SILT	SB-11 (12-16)	0		
16									
	16-20'	75%	N/A		Yellow to brown fine SAND, some SILT		0		
20									
	20-24'	50%	N/A		Yellow to brown fine SAND, some SILT		0		
24									
	24-28'	50%	N/A		Yellow to brown fine SAND, some SILT		0	wet@25'	
28									
32									
36									

NOTE:
N/A=NOT APPLICABLE

Groundwater Monitoring Well Log

Shaw Environmental & Infrastructure
Engineering of New York, P.C.
92 NORTH AVENUE
NEW ROCHELLE, NY 10801

Project # 842150 Project Name NYCSCA Site #

Site Name SCA-Adams Brush Site Address 94-02 104th St, Queens, NY

Boring No. SB-12

Sheet No. 1 of 1

LEGEND
- Grout
- Bentonite
- Filter Pack

Drill Company Zebra Driller Evan
Drill Method Geoprobe
Rig Type Geoprobe Sampler Type 4' Sleeve
Total Boring Depth 28' Boring Diameter 2"
Well Depth N/A Well Diameter N/A
Screen length/size: N/A

Date Started 1/7/04
Date Finished 1/7/04
Weather Windy, 30°F
Shaw Geologist J. Ferngren

Depth (ft)	SAMPLE: Depth Interval (ft.)	SAMPLE: % Recovery	SAMPLE: Blows/6"	SAMPLE: USCS	SOIL DESCRIPTION/LITHOLOGY	Lab Sample	PID (ppm)	Moisture	WELL CONSTRUCTION
4									
8									
12									
	12-16'	75%	N/A		Yellow to brown fine SAND, some SILT, little medium SAND	SB-12 (12-16)	0		
16									
	16-20'	75%	N/A		Yellow to brown fine SAND, some SILT		0		
20									
	20-24'	37.5%	N/A		Yellow to brown fine SAND, some SILT		0		
24									
	24-28'	50%	N/A		Yellow to brown fine SAND, some SILT		0	wet@26'	
28									
32									
36									

NOTE:
N/A=NOT APPLICABLE

Groundwater Monitoring Well Log

Shaw Environmental & Infrastructure
Engineering of New York, P.C.
92 NORTH AVENUE
NEW ROCHELLE, NY 10801

Project # 842150 Project Name NYCSCA Site #

Site Name SCA-Adams Brush Site Address 94-02 104th St, Queens, NY

Boring No. SB-13

Sheet No. 1 of 1

LEGEND
- Grout
- Bentonite
- Filter Pack

Drill Company Zebra Driller Evan

Drill Method Geoprobe

Rig Type Geoprobe Sampler Type 4' Sleeve

Total Boring Depth 34' Boring Diameter 2"

Well Depth N/A Well Diameter N/A

Screen length/size: N/A

Date Started 1/8/04

Date Finished 1/8/04

Weather Windy, 30°F

Shaw Geologist J. Ferngren

Depth (ft)	SAMPLE: Depth Interval (ft.)	SAMPLE: % Recovery	SAMPLE: Blows/6"	SAMPLE: USCS	SOIL DESCRIPTION/LITHOLOGY	Lab Sample	PID (ppm)	Moisture	WELL CONSTRUCTION
4									
8									
12									
16									
	18-22'	75%	N/A		Yellow to brown fine SAND, some SILT, little medium SAND	SB-13 (18-22)	0		
20									
	22-26'	75%	N/A		Yellow to brown fine SAND, some SILT, little medium SAND		0		
24									
	26-30'	87.5%	N/A		Yellow to brown fine SAND, some SILT		0		
28									
	30-34'	75%	N/A		Yellow to brown fine SAND, some SILT		0	sat@30'	
32									
36									

NOTE:
N/A=NOT APPLICABLE

Groundwater Monitoring Well Log

Shaw Environmental & Infrastructure
Engineering of New York, P.C.
92 NORTH AVENUE
NEW ROCHELLE, NY 10801

Project # 842150 Project Name NYCSCA Site #

Site Name SCA-Adams Brush Site Address 94-02 104th St, Queens, NY

Boring No. SB-14

Sheet No. 1 of 1

LEGEND
- Grout
- Bentonite
- Filter Pack

Drill Company Zebra Driller Evan
Drill Method Geoprobe
Rig Type Geoprobe Sampler Type 4' Sleeve
Total Boring Depth 34' Boring Diameter 2"
Well Depth N/A Well Diameter N/A
Screen length/size: N/A

Date Started 1/8/04
Date Finished 1/8/04
Weather Windy, 30°F
Shaw Geologist J. Ferngren

Depth (ft)	SAMPLE: Depth Interval (ft.)	SAMPLE: % Recovery	SAMPLE: Blows/6"	SAMPLE: USCS	SOIL DESCRIPTION/LITHOLOGY	Lab Sample	PID (ppm)	Moisture	WELL CONSTRUCTION
4									
8									
12									
16									
	18-22'	50%	N/A		Yellow to brown fine SAND, some SILT, little medium SAND	SB-14 (18-22)	0		
20									
	22-26'	62.5%	N/A		Yellow to brown fine SAND, some SILT		0		
24									
	26-30'	50%	N/A		Yellow to brown fine SAND, some SILT		0		
28									
	30-34'	50%	N/A		Yellow to brown fine SAND, some SILT		0	sat@30'	
32									
36									

NOTE:
N/A=NOT APPLICABLE

Groundwater Monitoring Well Log

Shaw Environmental & Infrastructure
Engineering of New York, P.C.
92 NORTH AVENUE
NEW ROCHELLE, NY 10801

Project # 842150 Project Name NYCSCA Site #

Site Name SCA-Adams Brush Site Address 94-02 104th St, Queens, NY

Boring No. SB-15

Sheet No. 1 of 1

LEGEND
- Grout
- Bentonite
- Filter Pack

Drill Company Zebra Driller Evan

Drill Method Geoprobe

Rig Type Geoprobe Sampler Type 4' Sleeve

Total Boring Depth 34' Boring Diameter 2"

Well Depth N/A Well Diameter N/A

Screen length/size: N/A

Date Started 1/8/04

Date Finished 1/8/04

Weather Windy, 30°F

Shaw Geologist J. Ferngren

Depth (ft)	SAMPLE: Depth Interval (ft.)	SAMPLE: % Recovery	SAMPLE: Blows/6"	SAMPLE: USCS	SOIL DESCRIPTION/LITHOLOGY	Lab Sample	PID (ppm)	Moisture	WELL CONSTRUCTION
4									
8									
12									
16									
	18-22'	50%	N/A		Yellow to brown fine SAND, some SILT	SB-15 (18-22)	0		
20									
	22-26'	50%	N/A		Yellow to brown fine SAND, some SILT		0		
24									
	26-30'	50%	N/A		Yellow to brown fine SAND, some SILT		0		
28									
	30-34'	75%	N/A		Yellow to brown fine SAND, some SILT		0	sat@30'	
32									
36									

NOTE:
N/A=NOT APPLICABLE

Groundwater Monitoring Well Log

Shaw Environmental & Infrastructure
Engineering of New York, P.C.
92 NORTH AVENUE
NEW ROCHELLE, NY 10801

Project # 842150 Project Name NYCSCA Site #

Site Name SCA-Adams Brush Site Address 94-02 104th St, Queens, NY

Boring No. SB-16

Sheet No. 1 of 1

LEGEND
- Grout
- Bentonite
- Filter Pack

Drill Company Zebra Driller Evan

Drill Method Geoprobe

Rig Type Geoprobe Sampler Type 4' Sleeve

Total Boring Depth 34' Boring Diameter 2"

Well Depth N/A Well Diameter N/A

Screen length/size: N/A

Date Started 1/8/04

Date Finished 1/8/04

Weather Windy, 30°F

Shaw Geologist J. Ferngren

Depth (ft)	SAMPLE: Depth Interval (ft.)	SAMPLE: % Recovery	SAMPLE: Blows/6"	SAMPLE: USCS	SOIL DESCRIPTION/LITHOLOGY	Lab Sample	PID (ppm)	Moisture	WELL CONSTRUCTION
4									
8									
12									
16									
	18-22'	50%	N/A		Yellow to brown fine SAND, some SILT, little medium SAND	SB-16 (18-22)	0		
20									
	22-26'	75%	N/A		Yellow to brown fine SAND, some SILT		0		
24									
	26-30'	62.5%	N/A		Yellow to brown fine SAND, some SILT		0		
28									
	30-34'	75%	N/A		Yellow to brown fine SAND, some SILT		0	sat@31'	
32									
36									

NOTE:
N/A=NOT APPLICABLE

Groundwater Monitoring Well Log

Shaw Environmental & Infrastructure
Engineering of New York, P.C.
92 NORTH AVENUE
NEW ROCHELLE, NY 10801

Project # 842150 Project Name NYCSCA Site #

Site Name SCA-Adams Brush Site Address 94-02 104th St, Queens, NY

Boring No. SB-17

Sheet No. 1 of 1

LEGEND
- Grout
- Bentonite
- Filter Pack

Drill Company Zebra Driller Evan

Drill Method Geoprobe

Rig Type Geoprobe Sampler Type 4' Sleeve

Total Boring Depth 28' Boring Diameter 2"

Well Depth N/A Well Diameter N/A

Screen length/size: N/A

Date Started 1/8/04

Date Finished 1/8/04

Weather Windy, 30°F

Shaw Geologist J. Ferngren

Depth (ft)	SAMPLE: Depth Interval (ft.)	SAMPLE: % Recovery	SAMPLE: Blows/6"	SAMPLE: USCS	SOIL DESCRIPTION/LITHOLOGY	Lab Sample	PID (ppm)	Moisture	WELL CONSTRUCTION
4									
8									
12									
	12-16'	75%	N/A		Yellow to brown fine SAND, some SILT		0		
16									
	16-20'	62.5%	N/A		Yellow to brown fine SAND, some SILT	SB-17 (16-20)	0		
20									
	20-24'	75%	N/A		Yellow to brown fine SAND, some SILT		0		
24									
	24-28'	75%	N/A		Yellow to brown fine SAND, some SILT		0	sat@26'	
28									
32									
36									

NOTE:
N/A=NOT APPLICABLE

Groundwater Monitoring Well Log

Shaw Environmental & Infrastructure
Engineering of New York, P.C.
92 NORTH AVENUE
NEW ROCHELLE, NY 10801

Project # 842150 Project Name NYCSCA Site #

Site Name SCA-Adams Brush Site Address 94-02 104th St, Queens, NY

Boring No. SB-18

Sheet No. 1 of 1

LEGEND
- Grout
- Bentonite
- Filter Pack

Drill Company Zebra Driller Evan

Drill Method Geoprobe

Rig Type Geoprobe Sampler Type 4' Sleeve

Total Boring Depth 28' Boring Diameter 2"

Well Depth N/A Well Diameter N/A

Screen length/size: N/A

Date Started 1/8/04

Date Finished 1/8/04

Weather Windy, 30°F

Shaw Geologist J. Ferngren

Depth (ft)	SAMPLE: Depth Interval (ft.)	SAMPLE: % Recovery	SAMPLE: Blows/6"	SAMPLE: USCS	SOIL DESCRIPTION/LITHOLOGY	Lab Sample	PID (ppm)	Moisture	WELL CONSTRUCTION
4									
8									
12	12-16'	75%	N/A		Yellow to brown fine SAND, some SILT		0		
16	16-20'	75%	N/A		Yellow to brown fine SAND, some SILT	SB-18 (16-20)	0		
20	20-24'	87.5%	N/A		Yellow to brown fine SAND, some SILT		0		
24	24-28'	75%	N/A		Yellow to brown fine SAND, some SILT		0	sat@25'	
28									
32									
36									

NOTE:
N/A=NOT APPLICABLE

Groundwater Monitoring Well Log

Shaw Environmental & Infrastructure
Engineering of New York, P.C.
92 NORTH AVENUE
NEW ROCHELLE, NY 10801

Project # 842150 Project Name NYCSCA Site #

Site Name SCA-Adams Brush Site Address 94-02 104th St, Queens, NY

Boring No. SB-19

Sheet No. 1 of 1

LEGEND
- Grout
- Bentonite
- Filter Pack

Drill Company Zebra Driller Evan

Drill Method Geoprobe

Rig Type Geoprobe Sampler Type 4' Sleeve

Total Boring Depth 28' Boring Diameter 2"

Well Depth N/A Well Diameter N/A

Screen length/size: N/A

Date Started 1/8/04

Date Finished 1/8/04

Weather Windy, 30°F

Shaw Geologist J. Ferngren

Depth (ft)	SAMPLE: Depth Interval (ft.)	SAMPLE: % Recovery	SAMPLE: Blows/6"	SAMPLE: USCS	SOIL DESCRIPTION/LITHOLOGY	Lab Sample	PID (ppm)	Moisture	WELL CONSTRUCTION
4									
8									
12									
	12-16'	50%	N/A		Yellow to brown fine SAND, some SILT		0		
16									
	16-20'	50%	N/A		Yellow to brown fine SAND, some SILT	SB-19 (16-20)	0		
20									
	20-24'	50%	N/A		Yellow to brown fine SAND, some SILT		0		
24									
	24-28'	50%	N/A		Yellow to brown fine SAND, some SILT		0	wet@25'	
28									
32									
36									

NOTE:
N/A=NOT APPLICABLE

Groundwater Monitoring Well Log

Shaw Environmental & Infrastructure
Engineering of New York, P.C.
92 NORTH AVENUE
NEW ROCHELLE, NY 10801

Project # 842150 Project Name NYCSCA Site #

Site Name SCA-Adams Brush Site Address 94-02 104th St, Queens, NY

Boring No. SB-20

Sheet No. 1 of 1

LEGEND
- Grout
- Bentonite
- Filter Pack

Drill Company Zebra Driller Evan
Drill Method Geoprobe
Rig Type Geoprobe Sampler Type 4' Sleeve
Total Boring Depth 28' Boring Diameter 2"
Well Depth N/A Well Diameter N/A
Screen length/size: N/A

Date Started 1/8/04
Date Finished 1/8/04
Weather Windy, 30°F
Shaw Geologist J. Ferngren

Depth (ft)	SAMPLE: Depth Interval (ft.)	SAMPLE: % Recovery	SAMPLE: Blows/6"	SAMPLE: USCS	SOIL DESCRIPTION/LITHOLOGY	Lab Sample	PID (ppm)	Moisture	WELL CONSTRUCTION
4									
8									
12									
	12-16'	75%	N/A		Yellow to brown fine SAND, some SILT		0		
16									
	16-20'	75%	N/A		Yellow to brown fine SAND, some SILT	SB-20 (16-20)	0		
20									
	20-24'	87.5%	N/A		Yellow to brown fine SAND, some SILT		0		
24									
	24-28'	75%	N/A		Yellow to brown fine SAND, some SILT		0	sat@25'	
28									
32									
36									

NOTE:
N/A=NOT APPLICABLE

Groundwater Monitoring Well Log

Shaw Environmental & Infrastructure
Engineering of New York, P.C.
92 NORTH AVENUE
NEW ROCHELLE, NY 10801

Project # 842150 Project Name NYCSCA Site #

Site Name SCA-Adams Brush Site Address 94-02 104th St, Queens, NY

Boring No. SB-21

Sheet No. 1 of 1

LEGEND
- Grout
- Bentonite
- Filter Pack

Drill Company Zebra Driller Evan
Drill Method Geoprobe
Rig Type Geoprobe Sampler Type 4' Sleeve
Total Boring Depth 28' Boring Diameter 2"
Well Depth N/A Well Diameter N/A
Screen length/size: N/A

Date Started 1/8/04
Date Finished 1/8/04
Weather Windy, 30°F
Shaw Geologist J. Ferngren

Depth (ft)	SAMPLE: Depth Interval (ft.)	SAMPLE: % Recovery	SAMPLE: Blows/6"	SAMPLE: USCS	SOIL DESCRIPTION/LITHOLOGY	Lab Sample	PID (ppm)	Moisture	WELL CONSTRUCTION
4									
8									
12									
	12-16'	50%	N/A		Yellow to brown fine SAND, some SILT	SB-21 (12-16)	0		
16									
	16-20'	50%	N/A		Yellow to brown fine SAND, some SILT		0		
20									
	20-24'	62.5%	N/A		Yellow to brown fine SAND, some SILT		0		
24									
	24-28'	50%	N/A		Yellow to brown fine SAND, some SILT		0	wet@25'	
28									
32									
36									

NOTE:
N/A=NOT APPLICABLE

Groundwater Monitoring Well Log

Shaw Environmental & Infrastructure
Engineering of New York, P.C.
92 NORTH AVENUE
NEW ROCHELLE, NY 10801

Project # 842150 Project Name NYCSCA Site #

Site Name SCA-Adams Brush Site Address 94-02 104th St, Queens, NY

Boring No. SB-22

Sheet No. 1 of 1

LEGEND
- Grout
- Bentonite
- Filter Pack

Drill Company Zebra Driller Evan

Drill Method Geoprobe

Rig Type Geoprobe Sampler Type 4' Sleeve

Total Boring Depth 28' Boring Diameter 2"

Well Depth N/A Well Diameter N/A

Screen length/size: N/A

Date Started 1/8/04

Date Finished 1/8/04

Weather Windy, 30°F

Shaw Geologist J. Ferngren

Depth (ft)	SAMPLE: Depth Interval (ft.)	SAMPLE: % Recovery	SAMPLE: Blows/6"	SAMPLE: USCS	SOIL DESCRIPTION/LITHOLOGY	Lab Sample	PID (ppm)	Moisture	WELL CONSTRUCTION
4									
8									
12									
	12-16'	75%	N/A		Yellow to brown fine SAND, some SILT	SB-22 (12-16)	0		
16									
	16-20'	75%	N/A		Yellow to brown fine SAND, some SILT		0		
20									
	20-24'	50%	N/A		Yellow to brown fine SAND, some SILT		0		
24								wet@24'	
	24-28'	75%	N/A		Yellow to brown fine SAND, some SILT		0		
28									
32									
36									

NOTE:
N/A=NOT APPLICABLE

Groundwater Monitoring Well Log

Shaw Environmental & Infrastructure
Engineering of New York, P.C.
92 NORTH AVENUE
NEW ROCHELLE, NY 10801

Project # 842150 Project Name NYCSCA Site #

Site Name SCA-Adams Brush Site Address 94-02 104th St, Queens, NY

Boring No. SB-23

Sheet No. 1 of 1

LEGEND
- Grout
- Bentonite
- Filter Pack

Drill Company Zebra Driller Evan
Drill Method Geoprobe
Rig Type Geoprobe Sampler Type 4' Sleeve
Total Boring Depth 28' Boring Diameter 2"
Well Depth N/A Well Diameter N/A
Screen length/size: N/A

Date Started 1/8/04
Date Finished 1/8/04
Weather Windy, 30°F
Shaw Geologist J. Ferngren

Depth (ft)	SAMPLE: Depth Interval (ft.)	SAMPLE: % Recovery	SAMPLE: Blows/6"	SAMPLE: USCS	SOIL DESCRIPTION/LITHOLOGY	Lab Sample	PID (ppm)	Moisture	WELL CONSTRUCTION
4									
8									
12									
	12-16'	62.5%	N/A		Yellow to brown fine SAND, some SILT		0		
16									
	16-20'		N/A		Yellow to brown fine SAND, some SILT	SB-23 (16-20)	0		
20									
	20-24'		N/A		Yellow to brown fine SAND, some SILT		0		
24									
	24-28'	75%	N/A		Yellow to brown fine SAND, some SILT		0	wet@25'	
28									
32									
36									

NOTE:
N/A=NOT APPLICABLE

Groundwater Monitoring Well Log

Shaw Environmental & Infrastructure
Engineering of New York, P.C.
92 NORTH AVENUE
NEW ROCHELLE, NY 10801

Project # 842150 Project Name NYCSCA Site #

Site Name SCA-Adams Brush Site Address 94-02 104th St, Queens, NY

Boring No. SB-24

Sheet No. 1 of 1

LEGEND
- Grout
- Bentonite
- Filter Pack

Drill Company Zebra Driller Evan
Drill Method Geoprobe
Rig Type Geoprobe Sampler Type 4' Sleeve
Total Boring Depth 28' Boring Diameter 2"
Well Depth N/A Well Diameter N/A
Screen length/size: N/A

Date Started 1/8/04
Date Finished 1/8/04
Weather Windy, 30°F
Shaw Geologist J. Ferngren

Depth (ft)	SAMPLE: Depth Interval (ft.)	SAMPLE: % Recovery	SAMPLE: Blows/6"	SAMPLE: USCS	SOIL DESCRIPTION/LITHOLOGY	Lab Sample	PID (ppm)	Moisture	WELL CONSTRUCTION
4									
8									
12									
	12-16'	62.5%	N/A		Yellow to brown fine SAND, some SILT	SB-24 (12-16)	0		
16									
	16-20'	50%	N/A		Yellow to brown fine SAND, some SILT		0		
20									
	20-24'	50%	N/A		Yellow to brown fine SAND, some SILT		0		
24								wet@24'	
	24-28'	75%	N/A		Yellow to brown fine SAND, some SILT		0	sat@25'	
28									
32									
36									

NOTE:
N/A=NOT APPLICABLE

Groundwater Monitoring Well Log

Shaw Environmental & Infrastructure
Engineering of New York, P.C.
92 NORTH AVENUE
NEW ROCHELLE, NY 10801

Project # 842150 Project Name NYCSCA Site #

Site Name SCA-Adams Brush Site Address 94-02 104th St, Queens, NY

Boring No. SB-25

Sheet No. 1 of 1

LEGEND
- Grout
- Bentonite
- Filter Pack

Drill Company Zebra Driller Evan
Drill Method Geoprobe
Rig Type Geoprobe Sampler Type 4' Sleeve
Total Boring Depth 34' Boring Diameter 2"
Well Depth N/A Well Diameter N/A
Screen length/size: N/A

Date Started 1/9/04
Date Finished 1/9/04
Weather Windy, 30°F
Shaw Geologist J. Ferngren

Depth (ft)	SAMPLE: Depth Interval (ft.)	SAMPLE: % Recovery	SAMPLE: Blows/6"	SAMPLE: USCS	SOIL DESCRIPTION/LITHOLOGY	Lab Sample	PID (ppm)	Moisture	WELL CONSTRUCTION
4									
8									
12									
16									
	18-22'	75%	N/A		Yellow to brown fine SAND, some SILT, little medium SAND	SB-25 (18-22)	0		
20									
	22-26'	50%	N/A		Yellow to brown fine SAND, some SILT		0		
24									
	26-30'	87.5%	N/A		Yellow to brown fine SAND, some SILT		0		
28									
	30-34'	75%	N/A		Yellow to brown fine SAND, some SILT		0	sat@30'	
32									
36									

NOTE:
N/A=NOT APPLICABLE

Groundwater Monitoring Well Log

Shaw Environmental & Infrastructure
Engineering of New York, P.C.
92 NORTH AVENUE
NEW ROCHELLE, NY 10801

Project # 842150 Project Name NYCSCA Site #

Site Name SCA-Adams Brush Site Address 94-02 104th St, Queens, NY

Boring No. SB-26

Sheet No. 1 of 1

LEGEND
- Grout
- Bentonite
- Filter Pack

Drill Company Zebra Driller Evan
Drill Method Geoprobe
Rig Type Geoprobe Sampler Type 4' Sleeve
Total Boring Depth 34' Boring Diameter 2"
Well Depth N/A Well Diameter N/A
Screen length/size: N/A

Date Started 1/9/04
Date Finished 1/9/04
Weather Windy, 30°F
Shaw Geologist J. Ferngren

Depth (ft)	SAMPLE: Depth Interval (ft.)	SAMPLE: % Recovery	SAMPLE: Blows/6"	SAMPLE: USCS	SOIL DESCRIPTION/LITHOLOGY	Lab Sample	PID (ppm)	Moisture	WELL CONSTRUCTION
4									
8									
12									
16									
	18-22'	50%	N/A		Yellow to brown fine SAND, some SILT		0		
20									
	22-26'	87.5%	N/A		Yellow to brown fine SAND, some SILT	SB-26 (22-26)	0		
24									
	26-30'	12.5%	N/A		Yellow to brown fine SAND, some SILT		0		
28									
	30-34'	50%	N/A		Yellow to brown fine SAND, some SILT		0	sat@30'	
32									
36									

NOTE:
N/A=NOT APPLICABLE

Groundwater Monitoring Well Log

Shaw Environmental & Infrastructure
Engineering of New York, P.C.
92 NORTH AVENUE
NEW ROCHELLE, NY 10801

Project # 842150 Project Name NYCSCA Site #

Site Name SCA-Adams Brush Site Address 94-02 104th St, Queens, NY

Boring No. SB-27

Sheet No. 1 of 1

LEGEND
- Grout
- Bentonite
- Filter Pack

Drill Company Zebra Driller Evan
Drill Method Geoprobe
Rig Type Geoprobe Sampler Type 4' Sleeve
Total Boring Depth 34' Boring Diameter 2"
Well Depth N/A Well Diameter N/A
Screen length/size: N/A

Date Started 1/9/04
Date Finished 1/9/04
Weather Windy, 30°F
Shaw Geologist J. Ferngren

Depth (ft)	SAMPLE: Depth Interval (ft.)	SAMPLE: % Recovery	SAMPLE: Blows/6"	SAMPLE: USCS	SOIL DESCRIPTION/LITHOLOGY	Lab Sample	PID (ppm)	Moisture	WELL CONSTRUCTION
4									
8									
12									
16									
20	18-22'	62.5%	N/A		Yellow to brown fine SAND, some SILT, little medium SAND	SB-27 (18-22)	0		
24	22-26'	50%	N/A		Yellow to brown fine SAND, some SILT, little medium SAND		0		
28	26-30'	87.5%	N/A		Yellow to brown fine SAND, some SILT, little medium SAND		0		
32	30-34'	100%	N/A		Yellow to brown fine SAND, some SILT, little medium SAND		0	wet@31'	
36									

NOTE:
N/A=NOT APPLICABLE

Groundwater Monitoring Well Log

Shaw Environmental & Infrastructure
Engineering of New York, P.C.
92 NORTH AVENUE
NEW ROCHELLE, NY 10801

Project # 842150 Project Name NYCSCA Site #

Site Name SCA-Adams Brush Site Address 94-02 104th St, Queens, NY

Boring No. SB-28

Sheet No. 1 of 1

LEGEND
- Grout
- Bentonite
- Filter Pack

Drill Company Zebra Driller Evan

Drill Method Geoprobe

Rig Type Geoprobe Sampler Type 4' Sleeve

Total Boring Depth 34' Boring Diameter 2"

Well Depth N/A Well Diameter N/A

Screen length/size: N/A

Date Started 1/9/04

Date Finished 1/9/04

Weather Windy, 30°F

Shaw Geologist J. Ferngren

Depth (ft)	SAMPLE: Depth Interval (ft.)	SAMPLE: % Recovery	SAMPLE: Blows/6"	SAMPLE: USCS	SOIL DESCRIPTION/LITHOLOGY	Lab Sample	PID (ppm)	Moisture	WELL CONSTRUCTION
4									
8									
12									
16									
	18-22'	75%	N/A		Yellow to brown fine SAND, some SILT	SB-28 (18-22)	0		
20									
	22-26'	50%	N/A		Yellow to brown fine SAND, some SILT		0		
24									
	26-30'	50%	N/A		Yellow to brown fine SAND, some SILT		0		
28									
	30-34'	50%	N/A		Yellow to brown fine SAND, some SILT		0	wet@31'	
32									
36									

NOTE:
N/A=NOT APPLICABLE

Groundwater Monitoring Well Log

Shaw Environmental & Infrastructure
Engineering of New York, P.C.
92 NORTH AVENUE
NEW ROCHELLE, NY 10801

Project # 842150 Project Name NYCSCA Site #

Site Name SCA-Adams Brush Site Address 94-02 104th St, Queens, NY

Boring No. SB-29

Sheet No. 1 of 1

LEGEND
- Grout
- Bentonite
- Filter Pack

Drill Company Zebra Driller Evan
Drill Method Geoprobe
Rig Type Geoprobe Sampler Type 4' Sleeve
Total Boring Depth 34' Boring Diameter 2"
Well Depth N/A Well Diameter N/A
Screen length/size: N/A

Date Started 1/9/04
Date Finished 1/9/04
Weather Windy, 30°F
Shaw Geologist J. Ferngren

Depth (ft)	SAMPLE: Depth Interval (ft.)	SAMPLE: % Recovery	SAMPLE: Blows/6"	SAMPLE: USCS	SOIL DESCRIPTION/LITHOLOGY	Lab Sample	PID (ppm)	Moisture	WELL CONSTRUCTION
4									
8									
12									
16									
	18-22'	87.5%	N/A		Yellow to brown fine SAND, some SILT, little medium SAND	SB-29 (18-22)	0		
20									
	22-26'	75%	N/A		Yellow to brown fine SAND, some SILT		0		
24									
	26-30'	50%	N/A		Yellow to brown fine SAND, some SILT		0		
28									
	30-34'	75%	N/A		Yellow to brown fine SAND, some SILT		0	wet@31'	
32									
36									

NOTE:
N/A=NOT APPLICABLE

Groundwater Monitoring Well Log

Shaw Environmental & Infrastructure
Engineering of New York, P.C.
92 NORTH AVENUE
NEW ROCHELLE, NY 10801

Project # 842150 Project Name NYCSCA Site #

Site Name SCA-Adams Brush Site Address 94-02 104th St, Queens, NY

Boring No. SB-30

Sheet No. 1 of 1

LEGEND
- Grout
- Bentonite
- Filter Pack

Drill Company Zebra Driller Evan
Drill Method Geoprobe
Rig Type Geoprobe Sampler Type 4' Sleeve
Total Boring Depth 34' Boring Diameter 2"
Well Depth N/A Well Diameter N/A
Screen length/size: N/A

Date Started 1/9/04
Date Finished 1/9/04
Weather Windy, 30°F
Shaw Geologist J. Ferngren

Depth (ft)	SAMPLE: Depth Interval (ft.)	SAMPLE: % Recovery	SAMPLE: Blows/6"	SAMPLE: USCS	SOIL DESCRIPTION/LITHOLOGY	Lab Sample	PID (ppm)	Moisture	WELL CONSTRUCTION
4									
8									
12									
16									
	18-22'	75%	N/A		Yellow to brown fine SAND, some SILT	SB-30 (18-22)	0		
20									
	22-26'	62.5%	N/A		Yellow to brown fine SAND, some SILT		0		
24									
	26-30'	62.5%	N/A		Yellow to brown fine SAND, some SILT		0		
28									
	30-34'	75%	N/A		Yellow to brown fine SAND, some SILT		0	wet@31'	
32									
36									

NOTE:
N/A=NOT APPLICABLE

Groundwater Monitoring Well Log

Shaw Environmental & Infrastructure
Engineering of New York, P.C.
92 NORTH AVENUE
NEW ROCHELLE, NY 10801

Project # 842150 Project Name NYCSCA Site #

Site Name SCA-Adams Brush Site Address 94-02 104th St, Queens, NY

Boring No. SB-31

Sheet No. 1 of 1

LEGEND
- Grout
- Bentonite
- Filter Pack

Drill Company Zebra Driller Evan
Drill Method Geoprobe
Rig Type Geoprobe Sampler Type 4' Sleeve
Total Boring Depth 34' Boring Diameter 2"
Well Depth N/A Well Diameter N/A
Screen length/size: N/A

Date Started 1/9/04
Date Finished 1/9/04
Weather Windy, 30°F
Shaw Geologist J. Ferngren

Depth (ft)	SAMPLE: Depth Interval (ft.)	SAMPLE: % Recovery	SAMPLE: Blows/6"	SAMPLE: USCS	SOIL DESCRIPTION/LITHOLOGY	Lab Sample	PID (ppm)	Moisture	WELL CONSTRUCTION
4									
8									
12									
16									
	18-22'	50%	N/A		Yellow to brown fine SAND, some SILT	SB-31 (18-22)	0		
20									
	22-26'	75%	N/A		Yellow to brown fine SAND, some SILT		0		
24									
	26-30'	50%	N/A		Yellow to brown fine SAND, some SILT		0		
28									
	30-34'	62.5%	N/A		Yellow to brown fine SAND, some SILT		0	wet@31'	
32									
36									

NOTE:
N/A=NOT APPLICABLE

JULY 2004
LOGS OF SOIL BORINGS

Groundwater Monitoring Well Log

Shaw Environmental & Infrastructure
Engineering of New York, P.C.

Project # 842150 Project Name NYCSCA Site #

Boring No. B-1

Site Name SCA-Adams Brush Site Address 94-02 104th St, Queens, NY

Sheet No. 1 of 1

LEGEND
- Grout
- Bentonite
- Filter Pack

Drill Company ADT Driller Jiri
Drill Method Direct Push
Rig Type Track Mounted Geoprobe Sampler Type 4' Macrocore
Total Boring Depth 38' Boring Diameter 2"
Well Depth N/A Well Diameter N/A
Screen length/size: N/A

Date Started 7/10/04
Date Finished 7/10/04
Weather Sunny, 85°F
Shaw Geologist J. Ferngren

Depth (ft)	SAMPLE: Depth Interval (ft.)	SAMPLE: % Recovery	SAMPLE: Blows/6"	SAMPLE: USCS	SOIL DESCRIPTION/LITHOLOGY	Lab Sample	PID (ppm)	Moisture	WELL CONSTRUCTION
4									
8									
16									
	18-23'	70%	N/A	SW	Light brown medium to coarse SAND No odor or staining.	B-1 (20-22)	0		
20									
24	23-28'	85%	N/A	SW	Light brown medium to coarse SAND, little fine GRAVEL		0		
28	28-33'	80%	N/A	SW	Light brown medium to coarse SAND, little fine GRAVEL		0		
32	33-38'	96.7%	N/A	SW	Light brown medium to coarse SAND, little fine GRAVEL. Sat @ bottom 27"	B-1 (33-35)	0	wet@35'	

NOTE:
N/A=NOT APPLICABLE

Groundwater Monitoring Well Log

Shaw Environmental & Infrastructure
Engineering of New York, P.C.

Project # 842150 Project Name NYCSCA Site #

Site Name SCA-Adams Brush Site Address 94-02 104th St, Queens, NY

Boring No. B-2

Sheet No. 1 of 1

LEGEND
- Grout
- Bentonite
- Filter Pack

Drill Company ADT Driller Jiri
Drill Method Direct Push
Rig Type Track Mounted Geoprobe Sampler Type 4' Macrocore
Total Boring Depth 33' Boring Diameter 2"
Well Depth N/A Well Diameter N/A
Screen length/size: N/A

Date Started 7/10/04
Date Finished 7/10/04
Weather Sunny, 85°F
Shaw Geologist J. Ferngren

Depth (ft)	SAMPLE: Depth Interval (ft.)	SAMPLE: % Recovery	SAMPLE: Blows/6"	SAMPLE: USCS	SOIL DESCRIPTION/LITHOLOGY	Lab Sample	PID (ppm)	Moisture	WELL CONSTRUCTION
4									
8									
16									
	18-23'	70%	N/A	SW	Light brown medium to coarse SAND No odor or staining.	B-2 (21-22)	0		
20									
24	23-28'	78.3%	N/A	SW	Light brown medium to coarse SAND No odor or staining.	B-2 (28-32)	0		
28	28-33'	88.3%	N/A	SW	Light brown medium to coarse SAND No odor or staining.		0	wet@32'	
32									

NOTE:
N/A=NOT APPLICABLE

Groundwater Monitoring Well Log

Shaw Environmental & Infrastructure
Engineering of New York, P.C.

Project # 842150 Project Name NYCSCA Site #

Boring No. B-3

Site Name SCA-Adams Brush Site Address 94-02 104th St, Queens, NY

Sheet No. 1 of 1

LEGEND
- Grout
- Bentonite
- Filter Pack

Drill Company ADT Driller Jiri
Drill Method Direct Push
Rig Type Track Mounted Geoprobe Sampler Type 4' Macrocore
Total Boring Depth 33' Boring Diameter 2"
Well Depth N/A Well Diameter N/A
Screen length/size: N/A

Date Started 7/10/04
Date Finished 7/10/04
Weather Sunny, 85°F
Shaw Geologist J. Ferngren

Depth (ft)	SAMPLE: Depth Interval (ft.)	SAMPLE: % Recovery	SAMPLE: Blows/6"	SAMPLE: USCS	SOIL DESCRIPTION/LITHOLOGY	Lab Sample	PID (ppm)	Moisture	WELL CONSTRUCTION
4									
8									
?									
16									
	18-23'	56.7%	N/A	SW	Light brown medium to coarse SAND, little fine GRAVEL. 2" piece of concrete at top	B-3 (21-22)	0		
20									
	23-28'	81.7%	N/A	SW	Light brown medium to coarse SAND, little fine GRAVEL. No odor or staining.		0		
24									
28									
	28-33'	95%	N/A	SW	Light brown medium to coarse SAND, little fine GRAVEL. No odor or staining.	B-3 (28-33)	0		
32									

NOTE:
N/A=NOT APPLICABLE

Groundwater Monitoring Well Log

Shaw Environmental & Infrastructure
Engineering of New York, P.C.

Project # 842150 Project Name NYCSCA Site #

Boring No. B-4

Site Name SCA-Adams Brush Site Address 94-02 104th St, Queens, NY

Sheet No. 1 of 1

LEGEND
- Grout
- Bentonite
- Filter Pack

Drill Company ADT Driller Jiri
Drill Method Direct Push
Rig Type Track Mounted Geoprobe Sampler Type 4' Macrocore
Total Boring Depth 33' Boring Diameter 2"
Well Depth N/A Well Diameter N/A
Screen length/size: N/A

Date Started 7/10/04
Date Finished 7/10/04
Weather Sunny, 85°F
Shaw Geologist J. Ferngren

Depth (ft)	SAMPLE: Depth Interval (ft.)	SAMPLE: % Recovery	SAMPLE: Blows/6"	SAMPLE: USCS	SOIL DESCRIPTION/LITHOLOGY	Lab Sample	PID (ppm)	Moisture	WELL CONSTRUCTION
4									
8									
16									
	18-23'	80%			Light brown to brown medium to coarse SAND, few fine GRAVEL	B-4 (21-22)	0		
20									
	23-28'	90%			SAA		0		
24									
28									
	28-33'	100%			SAA	B-4 (28-32)	0		
32									

NOTE:
N/A=NOT APPLICABLE

Groundwater Monitoring Well Log

Shaw Environmental & Infrastructure Engineering of New York, P.C.

Project # 842150 Project Name NYCSCA Site #

Boring No. B-5

Site Name SCA-Adams Brush Site Address 94-02 104th St, Queens, NY

Sheet No. 1 of 1

LEGEND
- Grout
- Bentonite
- Filter Pack

Drill Company ADT Driller Jiri

Drill Method Direct Push

Rig Type Track Mounted Geoprobe Sampler Type 4' Macrocore

Total Boring Depth 33' Boring Diameter 2"

Well Depth N/A Well Diameter N/A

Screen length/size: N/A

Date Started 7/10/04

Date Finished 7/10/04

Weather Sunny, 85°F

Shaw Geologist J. Ferngren

Depth (ft)	SAMPLE: Depth Interval (ft.)	SAMPLE: % Recovery	SAMPLE: Blows/6"	SAMPLE: USCS	SOIL DESCRIPTION/LITHOLOGY	Lab Sample	PID (ppm)	Moisture	WELL CONSTRUCTION
4									
8									
16									
	18-23'	70%			Light brown to brown medium to coarse SAND, few fine GRAVEL	B-4 (21-22)	0		
20									
24	23-28'	90%			SAA		0		
28									
	28-33'	100%			SAA	B-4 (28-33)	0		
32									

NOTE:
N/A=NOT APPLICABLE

Groundwater Monitoring Well Log

Shaw Environmental & Infrastructure
Engineering of New York, P.C.

Project # 842150 Project Name NYCSCA Site #

Boring No. B-6

Site Name SCA-Adams Brush Site Address 94-02 104th St, Queens, NY

Sheet No. 1 of 1

LEGEND
- Grout
- Bentonite
- Filter Pack

Drill Company ADT Driller Jiri
Drill Method Direct Push
Rig Type Track Mounted Geoprobe Sampler Type 4' Macrocore
Total Boring Depth 33' Boring Diameter 2"
Well Depth N/A Well Diameter N/A
Screen length/size: N/A

Date Started 7/10/04
Date Finished 7/10/04
Weather Sunny, 85°F
Shaw Geologist J. Ferngren

Depth (ft)	SAMPLE: Depth Interval (ft.)	SAMPLE: % Recovery	SAMPLE: Blows/6"	SAMPLE: USCS	SOIL DESCRIPTION/LITHOLOGY	Lab Sample	PID (ppm)	Moisture	WELL CONSTRUCTION
4									
8									
16									
	18-23'	60%			Light brown to brown medium to coarse SAND, few fine GRAVEL	B-6 (21-22)	0		
20									
24	23-28'	90%			SAA		0		
28									
	28-33'	80%			SAA	B-6 (28-33)	0		
32									

NOTE:
N/A=NOT APPLICABLE

Groundwater Monitoring Well Log

Shaw Environmental & Infrastructure
Engineering of New York, P.C.

Project # 842150 Project Name NYCSCA Site #

Site Name SCA-Adams Brush Site Address 94-02 104th St, Queens, NY

Boring No. B-7

Sheet No. 1 of 1

LEGEND
- Grout
- Bentonite
- Filter Pack

Drill Company ADT Driller Jiri
Drill Method Direct Push
Rig Type Track Mounted Geoprobe Sampler Type 4' Macrocore
Total Boring Depth 33' Boring Diameter 2"
Well Depth N/A Well Diameter N/A
Screen length/size: N/A

Date Started 7/10/04
Date Finished 7/10/04
Weather Sunny, 85°F
Shaw Geologist J. Ferngren

Depth (ft)	SAMPLE: Depth Interval (ft.)	SAMPLE: % Recovery	SAMPLE: Blows/6"	SAMPLE: USCS	SOIL DESCRIPTION/LITHOLOGY	Lab Sample	PID (ppm)	Moisture	WELL CONSTRUCTION
4									
8									
16	18-23'	100%			Light brown to brown medium to coarse SAND, few fine GRAVEL	B-7 (21-22)	0		
20									
24	23-28'	100%			SAA		0		
28	28-33'	100%			SAA	B-7 (28-33)	0		
32									

NOTE:
N/A=NOT APPLICABLE

Groundwater Monitoring Well Log

Shaw Environmental & Infrastructure
Engineering of New York, P.C.

Project # 842150 Project Name NYCSCA Site #

Site Name SCA-Adams Brush Site Address 94-02 104th St, Queens, NY

Boring No. B-8

Sheet No. 1 of 1

LEGEND
- Grout
- Bentonite
- Filter Pack

Drill Company ADT Driller Jiri
Drill Method Direct Push
Rig Type Track Mounted Geoprobe Sampler Type 4' Macrocore
Total Boring Depth 33' Boring Diameter 2"
Well Depth N/A Well Diameter N/A
Screen length/size: N/A

Date Started 7/11/04
Date Finished 7/11/04
Weather Sunny, 85°F
Shaw Geologist J. Ferngren

Depth (ft)	SAMPLE: Depth Interval (ft.)	SAMPLE: % Recovery	SAMPLE: Blows/6"	SAMPLE: USCS	SOIL DESCRIPTION/LITHOLOGY	Lab Sample	PID (ppm)	Moisture	WELL CONSTRUCTION
4									
8									
16									
	18-23'	80%			Light brown to brown medium to coarse SAND, few fine GRAVEL	B-8 (21-22)	0		
20									
24	23-28'	90%			SAA		0		
28									
	28-33'	100%			SAA	B-8 (28-33)	0		
32									

NOTE:
N/A=NOT APPLICABLE

Groundwater Monitoring Well Log

Shaw Environmental & Infrastructure Engineering of New York, P.C.

Project # 842150 Project Name NYCSCA Site #

Boring No. B-9

Site Name SCA-Adams Brush Site Address 94-02 104th St, Queens, NY

Sheet No. 1 of 1

LEGEND
- Grout
- Bentonite
- Filter Pack

Drill Company ADT Driller Jiri
Drill Method Direct Push
Rig Type Track Mounted Geoprobe Sampler Type 4' Macrocore
Total Boring Depth 33' Boring Diameter 2"
Well Depth N/A Well Diameter N/A
Screen length/size: N/A

Date Started 7/11/04
Date Finished 7/11/04
Weather Sunny, 85°F
Shaw Geologist J. Ferngren

Depth (ft)	SAMPLE: Depth Interval (ft.)	SAMPLE: % Recovery	SAMPLE: Blows/6"	SAMPLE: USCS	SOIL DESCRIPTION/LITHOLOGY	Lab Sample	PID (ppm)	Moisture	WELL CONSTRUCTION
4									
8									
12									
16									
	18-23'	75%			Light brown to brown medium to coarse SAND, few fine GRAVEL	B-9 (21-22)	0		
20									
	23-28'	80%			SAA		0		
24									
28									
	28-33'	95%			SAA	B-9 (28-33)	0		
32									

NOTE:
N/A=NOT APPLICABLE

Groundwater Monitoring Well Log

Shaw Environmental & Infrastructure
Engineering of New York, P.C.

Project # 842150 Project Name NYCSCA Site #

Boring No. B-10

Site Name SCA-Adams Brush Site Address 94-02 104th St, Queens, NY

Sheet No. 1 of 1

LEGEND
- Grout
- Bentonite
- Filter Pack

Drill Company ADT Driller Jiri
Drill Method Direct Push
Rig Type Track Mounted Geoprobe Sampler Type 4' Macrocore
Total Boring Depth 33' Boring Diameter 2"
Well Depth N/A Well Diameter N/A
Screen length/size: N/A

Date Started 7/11/04
Date Finished 7/11/04
Weather Sunny, 85°F
Shaw Geologist J. Ferngren

Depth (ft)	SAMPLE: Depth Interval (ft.)	SAMPLE: % Recovery	SAMPLE: Blows/6"	SAMPLE: USCS	SOIL DESCRIPTION/LITHOLOGY	Lab Sample	PID (ppm)	Moist-ure	WELL CON-STRUCTION
4									
8									
2									
16									
	18-23'	60%			Light brown to brown medium to coarse SAND, few fine GRAVEL	B-10 (21-22)	0		
20									
	23-28'	90%			SAA		0		
24									
28									
	28-33'	95%			SAA	B-10 (28-33)	0		
32									

NOTE:
N/A=NOT APPLICABLE

Groundwater Monitoring Well Log

Shaw Environmental & Infrastructure
Engineering of New York, P.C.

Project # 842150 Project Name NYCSCA Site #

Boring No. B-11

Site Name SCA-Adams Brush Site Address 94-02 104th St, Queens, NY

Sheet No. 1 of 1

LEGEND
- Grout
- Bentonite
- Filter Pack

Drill Company ADT Driller Jiri
Drill Method Direct Push
Rig Type Track Mounted Geoprobe Sampler Type 4' Macrocore
Total Boring Depth 33' Boring Diameter 2"
Well Depth N/A Well Diameter N/A
Screen length/size: N/A

Date Started 7/11/04
Date Finished 7/11/04
Weather Sunny, 85°F
Shaw Geologist J. Ferngren

Depth (ft)	SAMPLE: Depth Interval (ft.)	SAMPLE: % Recovery	SAMPLE: Blows/6"	SAMPLE: USCS	SOIL DESCRIPTION/LITHOLOGY	Lab Sample	PID (ppm)	Moisture	WELL CONSTRUCTION
4									
8									
16									
	18-23'	70%			Light brown to brown medium to coarse SAND, few fine GRAVEL	B-11 (21-22)	0		
20									
	23-28'	90%			SAA		0		
24									
28									
	28-33'	100%			SAA	B-11 (28-33)	0		
32									

NOTE:
N/A=NOT APPLICABLE

Groundwater Monitoring Well Log

Shaw Environmental & Infrastructure
Engineering of New York, P.C.

Project # 842150 Project Name NYCSCA Site #

Boring No. B-12

Site Name SCA-Adams Brush Site Address 94-02 104th St, Queens, NY

Sheet No. 1 of 1

LEGEND
- Grout
- Bentonite
- Filter Pack

Drill Company ADT Driller Jiri
Drill Method Direct Push
Rig Type Track Mounted Geoprobe Sampler Type 4' Macrocore
Total Boring Depth 33' Boring Diameter 2"
Well Depth N/A Well Diameter N/A
Screen length/size: N/A

Date Started 7/11/04
Date Finished 7/11/04
Weather Sunny, 85°F
Shaw Geologist J. Ferngren

Depth (ft)	SAMPLE: Depth Interval (ft.)	SAMPLE: % Recovery	SAMPLE: Blows/6"	SAMPLE: USCS	SOIL DESCRIPTION/LITHOLOGY	Lab Sample	PID (ppm)	Moisture	WELL CONSTRUCTION
4									
8									
2									
16									
	18-23'	40%			Light brown to brown medium to coarse SAND, few fine GRAVEL	B-12 (21-22)	0		
20									
	23-28'	80%			SAA		0		
24									
28									
	28-33'	90%			SAA	B-12 (28-33)	0		
32									

NOTE:
N/A=NOT APPLICABLE

OCTOBER 2004
LOGS OF SOIL BORINGS

Groundwater Monitoring Well Log

Shaw Environmental & Infrastructure
Engineering of New York, P.C.

Project # 842150 Project Name NYCSCA Site #

Site Name SCA-Adams Brush Site Address 94-02 104th St, Queens, NY

Boring No. PB-5

Sheet No. 1 of 1

LEGEND
- Grout
- Bentonite
- Filter Pack

Drill Company ADT Driller Andrea
Drill Method Direct Push
Rig Type Track Mounted Geoprobe Sampler Type 5' Macrocore
Total Boring Depth 35' Boring Diameter 2"
Well Depth N/A Well Diameter N/A
Screen length/size: N/A

Date Started 10/24/04
Date Finished 10/24/04
Weather Partly Sunny, 50°F
Shaw Geologist J. Pena

Depth (ft)	SAMPLE: Depth Interval (ft.)	SAMPLE: % Recovery	SAMPLE: Blows/6"	SAMPLE: USCS	SOIL DESCRIPTION/LITHOLOGY	Lab Sample	PID (ppm)	Moisture	WELL CONSTRUCTION
4									
8									
16									
20									
24									
28									
32	30-35'	90%	N/A	SW	Yellowish-orange to light brown fine SAND, some medium SAND.	*	0	wet@30'	

NOTE:
* = No soil sample submitted for lab analysis

Groundwater Monitoring Well Log

Shaw Environmental & Infrastructure
Engineering of New York, P.C.

Project # 842150 Project Name NYCSCA Site #

Site Name SCA-Adams Brush Site Address 94-02 104th St, Queens, NY

Boring No. PB-8

Sheet No. 1 of 1

LEGEND
- Grout
- Bentonite
- Filter Pack

Drill Company ADT Driller Andrea
Drill Method Direct Push
Rig Type Track Mounted Geoprobe Sampler Type 5' Macrocore
Total Boring Depth 35' Boring Diameter 2"
Well Depth N/A Well Diameter N/A
Screen length/size: N/A

Date Started 10/23/04
Date Finished 10/23/04
Weather Partly Sunny, 50°F
Shaw Geologist J. Ferngren

Depth (ft)	SAMPLE: Depth Interval (ft.)	SAMPLE: % Recovery	SAMPLE: Blows/6"	SAMPLE: USCS	SOIL DESCRIPTION/LITHOLOGY	Lab Sample	PID (ppm)	Moisture	WELL CONSTRUCTION
4									
8									
16									
20									
24									
28									
	30-35'	80%	N/A	SW	Brown fine SAND with little medium SAND and SILT.	PB-8 (30-35')	14.0	wet @ 30'	
32									

NOTE:

Groundwater Monitoring Well Log

Shaw Environmental & Infrastructure
Engineering of New York, P.C.

Project # 842150 Project Name NYCSCA Site #

Boring No. PB-9

Site Name SCA-Adams Brush Site Address 94-02 104th St, Queens, NY

Sheet No. 1 of 1

LEGEND
- Grout
- Bentonite
- Filter Pack

Drill Company ADT Driller Andrea
Drill Method Direct Push
Rig Type Track Mounted Geoprobe Sampler Type 5' Macrocore
Total Boring Depth 35' Boring Diameter 2"
Well Depth N/A Well Diameter N/A
Screen length/size: N/A

Date Started 10/23/04
Date Finished 10/23/04
Weather Partly Sunny, 50°F
Shaw Geologist J. Ferngren

Depth (ft)	SAMPLE: Depth Interval (ft.)	SAMPLE: % Recovery	SAMPLE: Blows/6"	SAMPLE: USCS	SOIL DESCRIPTION/LITHOLOGY	Lab Sample	PID (ppm)	Moisture	WELL CONSTRUCTION
4									
8									
16									
20									
24									
28									
	30-35'	70%	N/A	SW	Orange brown fine SAND, some medium SAND, little SILT.	*	0	wet@30'	
32									

NOTE:
* = No soil sample submitted for lab analysis

Groundwater Monitoring Well Log

Shaw Environmental & Infrastructure Engineering of New York, P.C.

Project # 842150 Project Name NYCSCA Site #

Site Nome SCA-Adams Brush Site Address 94-02 104th St, Queens, NY

Boring No. PB-10

Sheet No. 1 of 1

LEGEND
- ☒ Grout
- ■ Bentonite
- ▨ Filter Pack

Drill Company ADT Driller Andrea

Drill Method Direct Push

Rig Type Track Mounted Geoprobe Sampler Type 5' Macrocore

Total Boring Depth 35' Boring Diameter 2"

Well Depth N/A Well Diameter N/A

Screen length/size: N/A

Date Started 10/23/04

Date Finished 10/23/04

Weather Partly Sunny, 50°F

Shaw Geologist J. Ferngren

Depth (ft)	SAMPLE: Depth Interval (ft.)	SAMPLE: % Recovery	SAMPLE: Blows/6"	SAMPLE: USCS	SOIL DESCRIPTION/LITHOLOGY	Lab Sample	PID (ppm)	Moisture	WELL CONSTRUCTION
4									
8									
16									
20									
24									
28									
32	30-35'	80%	N/A	SW	Orange brown fine SAND with little medium SAND and SILT.	PB-10 (30-35')	0.4	wet @ 30'	

NOTE:

APPENDIX E
LABORATORY ANALYTICAL DATA PACKAGES

JANUARY 2004 DATA

CHEMTECH

CHAIN OF CUSTODY RECORD

284 Sheffield Street, Mountainside, NJ 07092
(908) 789-8900 Fax (908) 789-8922
www.chemtech.net

CHEMTECH JOB NO.: 51019

CHEMTECH QUOTE NO.:

CLIENT INFORMATION

REPORT TO BE SENT TO:

COMPANY: Shaw E&I

ADDRESS: 92 North Ave Ste 202

CITY: New Rochelle STATE: NY ZIP:

ATTENTION: Saul Ash

PHONE: FAX:

PROJECT INFORMATION

PROJECT NAME: Adams Brush

PROJECT NO.: LOCATION:

PROJECT MANAGER: Saul Ash

E-MAIL:

PHONE: FAX:

BILLING INFORMATION

BILL TO: Shaw PO#:

ADDRESS:

CITY: STATE: ZIP:

ATTENTION: PHONE:

DATA TURNAROUND INFORMATION

FAX: _____ DAYS *

HARD COPY: _____ DAYS *

EDD: _____ DAYS *

* TO BE APPROVED BY CHEMTECH

** NORMAL TURNAROUND TIME - 14 DAYS

DATA DELIVERABLE INFORMATION

☐ RESULTS ONLY ☐ NY STATE CATEGORY A

☐ RESULTS PLUS QC ☐ NY STATE CATEGORY B

☐ REGULATORY FORMAT, STATE: _____

☐ NEW JERSEY REDUCED DELIVERABLES

☐ CLP ☐ OTHER: _____

☐ EDD FORMAT: _____

ANALYSIS

1 2 3 4 5 6 7 8 9

PRESERVATIVES

CHEMTECH SAMPLE ID	PROJECT SAMPLE IDENTIFICATION	SAMPLE MATRIX	SAMPLE TYPE COMP	SAMPLE TYPE GRAB	SAMPLE COLLECTION DATE	SAMPLE COLLECTION TIME	# OF BOTTLES	1	2	3	4	5	6	7	8	9	COMMENTS ← Specify Preservatives A–HCl B–HNO_3 C–H_2SO_4 D–NaOH E–ICE F–Other
1. 1	SB-1	Soil			1/5/04	1:15	2										
2. 2	SB-2	"			"	2:30	2										
3. 3	SB-3	"			"	4:00	2										
4. 4	TB	H_2O			"	—	2										
5. 5	FB	"			"	2:00	2										
6.																	
7.																	
8.																	
9.																	
10.																	

SAMPLE CUSTODY MUST BE DOCUMENTED BELOW EACH TIME SAMPLES CHANGE POSSESSION INCLUDING COURIER DELIVERY

RELINQUISHED BY SAMPLER:	DATE/TIME:	RECEIVED BY:
1. Phil Kao	1/5/04, 4:15	1. [signature]
RELINQUISHED BY:	DATE/TIME:	RECEIVED BY:
2.		2.
RELINQUISHED BY:	DATE/TIME:	RECEIVED FOR LAB BY:
3. [signature]	1.5.04 5:45	3. [signature]

Conditions of bottles or coolers at receipt: ☐ Complaint ☐ Non-Complaint ☑ Temp. of Cooler 5

MeOH extraction requires an additional 4 oz jar for percent solid.

Comments: 48 HR Turnaround !!!

Page _____ of _____

SHIPPED VIA: CLIENT: ☐ HAND DELIVERED ☐ OVERNIGHT CHEMTECH: ☑ PICKED UP ☐ OVERNIGHT

Shipment Complete: ☑ YES ☐ NO

Ver. 10/2002

WHITE - CHEMTECH COPY FOR RETURN TO CLIENT YELLOW - CHEMTECH COPY PINK - SAMPLER COPY

44696

Chemtech Consulting Group

Volatiles
SW-846

SDG No.: S1019

Client: Shaw E & I, Inc.

Sample ID:	S1019-01	**Client ID:**	SB-1
Date Collected:	1/5/2004	**Date Received:**	1/5/2004
Date Analyzed:	1/6/2004	**Matrix:**	SOIL
File ID:	VI010612.D	**Analytical Run ID:**	VI010604
Dilution:	1	**Instrument ID:**	MSVOAI
Analytical Method:	8260	**Associated Blank:**	VBI0106S2
Sample Wt/Vol:	5.0 **Units:** g	**Soil Extract Vol:**	
Soil Aliquot Vol:		**% Moisture:**	4

Parameter	CAS Number	Concentration	C	RDL	MDL	Units
TARGETS						
Chloromethane	74-87-3	< 1.8	U	5.2	1.8	ug/Kg
Vinyl chloride	75-01-4	< 1.0	U	5.2	1.0	ug/Kg
Bromomethane	74-83-9	< 1.0	U	5.2	1.0	ug/Kg
Chloroethane	75-00-3	< 1.4	U	5.2	1.4	ug/Kg
1,1-Dichloroethene	75-35-4	< 1.1	U	5.2	1.1	ug/Kg
Acetone	67-64-1	< 3.6	U	26	3.6	ug/Kg
Carbon disulfide	75-15-0	< 1.4	U	5.2	1.4	ug/Kg
ethylene Chloride	75-09-2	< 1.4	U	5.2	1.4	ug/Kg
ns-1,2-Dichloroethene	156-60-5	< 1.1	U	5.2	1.1	ug/Kg
1,1-Dichloroethane	75-34-3	< 0.94	U	5.2	0.94	ug/Kg
2-Butanone	78-93-3	< 5.2	U	26	5.2	ug/Kg
Carbon Tetrachloride	56-23-5	< 2.2	U	5.2	2.2	ug/Kg
cis-1,2-Dichloroethene	156-59-2	< 0.94	U	5.2	0.94	ug/Kg
Chloroform	67-66-3	< 1.0	U	5.2	1.0	ug/Kg
1,1,1-Trichloroethane	71-55-6	< 1.0	U	5.2	1.0	ug/Kg
Benzene	71-43-2	< 1.0	U	5.2	1.0	ug/Kg
1,2-Dichloroethane	107-06-2	< 1.1	U	5.2	1.1	ug/Kg
Trichloroethene	79-01-6	< 1.0	U	5.2	1.0	ug/Kg
1,2-Dichloropropane	78-87-5	< 0.83	U	5.2	0.83	ug/Kg
Bromodichloromethane	75-27-4	< 0.83	U	5.2	0.83	ug/Kg
4-Methyl-2-Pentanone	108-10-1	< 4.2	U	26	4.2	ug/Kg
Toluene	108-88-3	< 1.1	U	5.2	1.1	ug/Kg
t-1,3-Dichloropropene	10061-02-6	< 1.0	U	5.2	1.0	ug/Kg
cis-1,3-Dichloropropene	10061-01-5	< 0.94	U	5.2	0.94	ug/Kg
1,1,2-Trichloroethane	79-00-5	< 1.1	U	5.2	1.1	ug/Kg
2-Hexanone	591-78-6	< 5.2	U	26	5.2	ug/Kg
Dibromochloromethane	124-48-1	< 0.94	U	5.2	0.94	ug/Kg
Tetrachloroethene	127-18-4	< 1.2	U	5.2	1.2	ug/Kg
Chlorobenzene	108-90-7	< 1.1	U	5.2	1.1	ug/Kg
Ethyl Benzene	100-41-4	< 1.0	U	5.2	1.0	ug/Kg
Xylenes	136777-61-2	< 2.9	U	5.2	2.9	ug/Kg
o-Xylene	95-47-6	< 1.1	U	5.2	1.1	ug/Kg
Styrene	100-42-5	< 1.5	U	5.2	1.5	ug/Kg
Bromoform	75-25-2	< 1.1	U	5.2	1.1	ug/Kg

Chemtech Consulting Group

Volatiles
SW-846

SDG No.: S1019

Client: Shaw E & I, Inc.

Sample ID: S1019-01 **Client ID:** SB-1

Date Collected: 1/5/2004 **Date Received:** 1/5/2004
Date Analyzed: 1/6/2004 **Matrix:** SOIL
File ID: VI010612.D **Analytical Run ID:** VI010604
Dilution: 1 **Instrument ID:** MSVOAI
Analytical Method: 8260 **Associated Blank:** VBI0106S2
Sample Wt/Vol: 5.0 **Units:** g **Soil Extract Vol:**
Soil Aliquot Vol: **% Moisture:** 4

Parameter	CAS Number	Concentration	C	RDL	MDL	Units
1,1,2,2-Tetrachloroethane	79-34-5	< 1.0	U	5.2	1.0	ug/Kg
SURROGATES						
1,2-Dichloroethane-d4	17060-07-0	38.55	77 %	70 - 121		SPK: 50
Dibromofluoromethane	1868-53-7	49.84	100 %	80 - 120		SPK: 50
Toluene-d8	2037-26-5	46.86	94 %	81 - 117		SPK: 50
4-Bromofluorobenzene	460-00-4	46.4	93 %	74 - 121		SPK: 50
INTERNAL STANDARDS						
Pentafluorobenzene	363-72-4	602197	4.05			
1,4-Difluorobenzene	540-36-3	1079726	4.50			
Chlorobenzene-d5	3114-55-4	953824	7.57			
1,4-Dichlorobenzene-d4	3855-82-1	453778	9.80			

Chemtech Consulting Group

Volatiles
SW-846

SDG No.: S1019

Client: Shaw E & I, Inc.

Sample ID: S1019-02 **Client ID:** SB-2

Date Collected: 1/5/2004 **Date Received:** 1/5/2004
Date Analyzed: 1/6/2004 **Matrix:** SOIL
File ID: VI010613.D **Analytical Run ID:** VI010604
Dilution: 1 **Instrument ID:** MSVOAI
Analytical Method: 8260 **Associated Blank:** VBI0106S2
Sample Wt/Vol: 5.0 **Units:** g **Soil Extract Vol:**
Soil Aliquot Vol: **% Moisture:** 6

Parameter	CAS Number	Concentration	C	RDL	MDL	Units
TARGETS						
Chloromethane	74-87-3	< 1.8	U	5.3	1.8	ug/Kg
Vinyl chloride	75-01-4	< 1.1	U	5.3	1.1	ug/Kg
Bromomethane	74-83-9	< 1.1	U	5.3	1.1	ug/Kg
Chloroethane	75-00-3	< 1.4	U	5.3	1.4	ug/Kg
1,1-Dichloroethene	75-35-4	< 1.2	U	5.3	1.2	ug/Kg
Acetone	67-64-1	< 3.7	U	27	3.7	ug/Kg
Carbon disulfide	75-15-0	< 1.4	U	5.3	1.4	ug/Kg
ʻethylene Chloride	75-09-2	< 1.4	U	5.3	1.4	ug/Kg
ıs-1,2-Dichloroethene	156-60-5	< 1.2	U	5.3	1.2	ug/Kg
1,1-Dichloroethane	75-34-3	< 0.96	U	5.3	0.96	ug/Kg
2-Butanone	78-93-3	< 5.3	U	27	5.3	ug/Kg
Carbon Tetrachloride	56-23-5	< 2.2	U	5.3	2.2	ug/Kg
cis-1,2-Dichloroethene	156-59-2	< 0.96	U	5.3	0.96	ug/Kg
Chloroform	67-66-3	< 1.1	U	5.3	1.1	ug/Kg
1,1,1-Trichloroethane	71-55-6	< 1.1	U	5.3	1.1	ug/Kg
Benzene	71-43-2	< 1.1	U	5.3	1.1	ug/Kg
1,2-Dichloroethane	107-06-2	< 1.2	U	5.3	1.2	ug/Kg
Trichloroethene	79-01-6	< 1.1	U	5.3	1.1	ug/Kg
1,2-Dichloropropane	78-87-5	< 0.85	U	5.3	0.85	ug/Kg
Bromodichloromethane	75-27-4	< 0.85	U	5.3	0.85	ug/Kg
4-Methyl-2-Pentanone	108-10-1	< 4.3	U	27	4.3	ug/Kg
Toluene	108-88-3	< 1.2	U	5.3	1.2	ug/Kg
t-1,3-Dichloropropene	10061-02-6	< 1.1	U	5.3	1.1	ug/Kg
cis-1,3-Dichloropropene	10061-01-5	< 0.96	U	5.3	0.96	ug/Kg
1,1,2-Trichloroethane	79-00-5	< 1.2	U	5.3	1.2	ug/Kg
2-Hexanone	591-78-6	< 5.3	U	27	5.3	ug/Kg
Dibromochloromethane	124-48-1	< 0.96	U	5.3	0.96	ug/Kg
Tetrachloroethene	127-18-4	< 1.3	U	5.3	1.3	ug/Kg
Chlorobenzene	108-90-7	< 1.2	U	5.3	1.2	ug/Kg
Ethyl Benzene	100-41-4	< 1.1	U	5.3	1.1	ug/Kg
Xylenes	136777-61-2	< 3.0	U	5.3	3.0	ug/Kg
ʻ ʻylene	95-47-6	< 1.2	U	5.3	1.2	ug/Kg
Styrene	100-42-5	< 1.5	U	5.3	1.5	ug/Kg
Bromoform	75-25-2	< 1.2	U	5.3	1.2	ug/Kg

Chemtech Consulting Group

Volatiles
SW-846

SDG No.: S1019
Client: Shaw E & I, Inc.

Sample ID: S1019-02 **Client ID:** SB-2

Date Collected: 1/5/2004 **Date Received:** 1/5/2004
Date Analyzed: 1/6/2004 **Matrix:** SOIL
File ID: VI010613.D **Analytical Run ID:** VI010604
Dilution: 1 **Instrument ID:** MSVOAI
Analytical Method: 8260 **Associated Blank:** VBI0106S2
Sample Wt/Vol: 5.0 **Units:** g **Soil Extract Vol:**
Soil Aliquot Vol: **% Moisture:** 6

Parameter	CAS Number	Concentration	C	RDL	MDL	Units
1,1,2,2-Tetrachloroethane	79-34-5	< 1.1	U	5.3	1.1	ug/Kg
SURROGATES						
1,2-Dichloroethane-d4	17060-07-0	38.92	78 %	70 - 121		SPK: 50
Dibromofluoromethane	1868-53-7	48.59	97 %	80 - 120		SPK: 50
Toluene-d8	2037-26-5	45.18	90 %	81 - 117		SPK: 50
4-Bromofluorobenzene	460-00-4	45.12	90 %	74 - 121		SPK: 50
INTERNAL STANDARDS						
Pentafluorobenzene	363-72-4	562181	4.05			
'-Difluorobenzene	540-36-3	1063027	4.50			
orobenzene-d5	3114-55-4	910949	7.56			
1,4-Dichlorobenzene-d4	3855-82-1	453553	9.80			

Chemtech Consulting Group

Volatiles
SW-846

SDG No.: S1019

Client: Shaw E & I, Inc.

Sample ID: S1019-03 **Client ID:** SB-3

Date Collected: 1/5/2004 **Date Received:** 1/5/2004
Date Analyzed: 1/6/2004 **Matrix:** SOIL
File ID: VI010614.D **Analytical Run ID:** VI010604
Dilution: 1 **Instrument ID:** MSVOAI
Analytical Method: 8260 **Associated Blank:** VBI0106S2
Sample Wt/Vol: 5.0 **Units:** g **Soil Extract Vol:**
Soil Aliquot Vol: **% Moisture:** 4

Parameter	CAS Number	Concentration	C	RDL	MDL	Units
TARGETS						
Chloromethane	74-87-3	< 1.8	U	5.2	1.8	ug/Kg
Vinyl chloride	75-01-4	< 1.0	U	5.2	1.0	ug/Kg
Bromomethane	74-83-9	< 1.0	U	5.2	1.0	ug/Kg
Chloroethane	75-00-3	< 1.4	U	5.2	1.4	ug/Kg
1,1-Dichloroethene	75-35-4	< 1.1	U	5.2	1.1	ug/Kg
Acetone	67-64-1	< 3.6	U	26	3.6	ug/Kg
Carbon disulfide	75-15-0	< 1.4	U	5.2	1.4	ug/Kg
thylene Chloride	75-09-2	< 1.4	U	5.2	1.4	ug/Kg
is-1,2-Dichloroethene	156-60-5	< 1.1	U	5.2	1.1	ug/Kg
1,1-Dichloroethane	75-34-3	< 0.94	U	5.2	0.94	ug/Kg
2-Butanone	78-93-3	< 5.2	U	26	5.2	ug/Kg
Carbon Tetrachloride	56-23-5	< 2.2	U	5.2	2.2	ug/Kg
cis-1,2-Dichloroethene	156-59-2	< 0.94	U	5.2	0.94	ug/Kg
Chloroform	67-66-3	< 1.0	U	5.2	1.0	ug/Kg
1,1,1-Trichloroethane	71-55-6	< 1.0	U	5.2	1.0	ug/Kg
Benzene	71-43-2	< 1.0	U	5.2	1.0	ug/Kg
1,2-Dichloroethane	107-06-2	< 1.1	U	5.2	1.1	ug/Kg
Trichloroethene	79-01-6	< 1.0	U	5.2	1.0	ug/Kg
1,2-Dichloropropane	78-87-5	< 0.83	U	5.2	0.83	ug/Kg
Bromodichloromethane	75-27-4	< 0.83	U	5.2	0.83	ug/Kg
4-Methyl-2-Pentanone	108-10-1	< 4.2	U	26	4.2	ug/Kg
Toluene	108-88-3	< 1.1	U	5.2	1.1	ug/Kg
t-1,3-Dichloropropene	10061-02-6	< 1.0	U	5.2	1.0	ug/Kg
cis-1,3-Dichloropropene	10061-01-5	< 0.94	U	5.2	0.94	ug/Kg
1,1,2-Trichloroethane	79-00-5	< 1.1	U	5.2	1.1	ug/Kg
2-Hexanone	591-78-6	< 5.2	U	26	5.2	ug/Kg
Dibromochloromethane	124-48-1	< 0.94	U	5.2	0.94	ug/Kg
Tetrachloroethene	127-18-4	< 1.2	U	5.2	1.2	ug/Kg
Chlorobenzene	108-90-7	< 1.1	U	5.2	1.1	ug/Kg
Ethyl Benzene	100-41-4	< 1.0	U	5.2	1.0	ug/Kg
Xylenes	136777-61-2	< 2.9	U	5.2	2.9	ug/Kg
o-Xylene	95-47-6	< 1.1	U	5.2	1.1	ug/Kg
Styrene	100-42-5	< 1.5	U	5.2	1.5	ug/Kg
Bromoform	75-25-2	< 1.1	U	5.2	1.1	ug/Kg

Chemtech Consulting Group

Volatiles
SW-846

SDG No.: S1019
Client: Shaw E & I, Inc.

Sample ID: S1019-03 **Client ID:** SB-3

Date Collected: 1/5/2004 **Date Received:** 1/5/2004
Date Analyzed: 1/6/2004 **Matrix:** SOIL
File ID: VI010614.D **Analytical Run ID:** VI010604
Dilution: 1 **Instrument ID:** MSVOAI
Analytical Method: 8260 **Associated Blank:** VBI0106S2
Sample Wt/Wol: 5.0 **Units:** g **Soil Extract Vol:**
Soil Allquot Vol: **% Moisture:** 4

Parameter	CAS Number	Concentration	C	RDL	MDL	Units
1,1,2,2-Tetrachloroethane	79-34-5	< 1.0	U	5.2	1.0	ug/Kg
SURROGATES						
1,2-Dichloroethane-d4	17060-07-0	39.53	79 %	70 - 121		SPK: 50
Dibromofluoromethane	1868-53-7	51.18	102 %	80 - 120		SPK: 50
Toluene-d8	2037-26-5	46.1	92 %	81 - 117		SPK: 50
4-Bromofluorobenzene	460-00-4	45.47	91 %	74 - 121		SPK: 50
INTERNAL STANDARDS						
Pentafluorobenzene	363-72-4	551690	4.04			
1,4-Difluorobenzene	540-36-3	1045285	4.50			
Chlorobenzene-d5	3114-55-4	910161	7.57			
1,4-Dichlorobenzene-d4	3855-82-1	455461	9.80			

Chemtech Consulting Group

Volatiles
SW-846

SDG No.: S1019

Client: Shaw E & I, Inc.

Sample ID: S1019-04 **Client ID:** TB

Date Collected: 1/5/2004 **Date Received:** 1/5/2004
Date Analyzed: 1/6/2004 **Matrix:** WATER
File ID: VK010606.D **Analytical Run ID:** VK122903
Dilution: 1 **Instrument ID:** MSVOAK
Analytical Method: 8260 **Associated Blank:** VBK0106W2
Sample Wt/Vol: 5.0 **Units:** mL **Soil Extract Vol:**
Soil Aliquot Vol: **% Moisture:** 100

Parameter	CAS Number	Concentration	C	RDL	MDL	Units
TARGETS						
Chloromethane	74-87-3	< 0.51	U	5.0	0.51	ug/L
Vinyl chloride	75-01-4	< 0.79	U	5.0	0.79	ug/L
Bromomethane	74-83-9	< 0.38	U	5.0	0.38	ug/L
Chloroethane	75-00-3	< 2.4	U	5.0	2.4	ug/L
1,1-Dichloroethene	75-35-4	< 0.69	U	5.0	0.69	ug/L
Acetone	67-64-1	< 3.5	U	25	3.5	ug/L
Carbon disulfide	75-15-0	< 0.72	U	5.0	0.72	ug/L
ethylene Chloride	75-09-2	< 1.8	U	5.0	1.8	ug/L
ns-1,2-Dichloroethene	156-60-5	< 0.81	U	5.0	0.81	ug/L
1,1-Dichloroethane	75-34-3	< 0.66	U	5.0	0.66	ug/L
2-Butanone	78-93-3	< 2.3	U	25	2.3	ug/L
Carbon Tetrachloride	56-23-5	< 0.47	U	5.0	0.47	ug/L
cis-1,2-Dichloroethene	156-59-2	< 0.62	U	5.0	0.62	ug/L
Chloroform	67-66-3	< 0.61	U	5.0	0.61	ug/L
1,1,1-Trichloroethane	71-55-6	< 0.75	U	5.0	0.75	ug/L
Benzene	71-43-2	< 0.71	U	5.0	0.71	ug/L
1,2-Dichloroethane	107-06-2	< 0.56	U	5.0	0.56	ug/L
Trichloroethene	79-01-6	< 0.72	U	5.0	0.72	ug/L
1,2-Dichloropropane	78-87-5	< 0.73	U	5.0	0.73	ug/L
Bromodichloromethane	75-27-4	< 0.73	U	5.0	0.73	ug/L
4-Methyl-2-Pentanone	108-10-1	< 0.81	U	25	0.81	ug/L
Toluene	108-88-3	< 0.71	U	5.0	0.71	ug/L
t-1,3-Dichloropropene	10061-02-6	< 0.66	U	5.0	0.66	ug/L
cis-1,3-Dichloropropene	10061-01-5	< 0.66	U	5.0	0.66	ug/L
1,1,2-Trichloroethane	79-00-5	< 0.62	U	5.0	0.62	ug/L
2-Hexanone	591-78-6	< 0.60	U	25	0.60	ug/L
Dibromochloromethane	124-48-1	< 0.66	U	5.0	0.66	ug/L
Tetrachloroethene	127-18-4	< 0.70	U	5.0	0.70	ug/L
Chlorobenzene	108-90-7	< 0.78	U	5.0	0.78	ug/L
Ethyl Benzene	100-41-4	< 0.76	U	5.0	0.76	ug/L
Xylenes	136777-61-2	< 1.5	U	5.0	1.5	ug/L
o-Xylene	95-47-6	< 0.72	U	5.0	0.72	ug/L
Styrene	100-42-5	< 0.92	U	5.0	0.92	ug/L
Bromoform	75-25-2	< 0.49	U	5.0	0.49	ug/L

Chemtech Consulting Group

Volatiles
SW-846

SDG No.: S1019

Client: Shaw E & I, Inc.

Sample ID: S1019-04 **Client ID:** TB

Date Collected: 1/5/2004 **Date Received:** 1/5/2004
Date Analyzed: 1/6/2004 **Matrix:** WATER
File ID: VK010606.D **Analytical Run ID:** VK122903
Dilution: 1 **Instrument ID:** MSVOAK
Analytical Method: 8260 **Associated Blank:** VBK0106W2
Sample Wt/Vol: 5.0 **Units:** mL **Soil Extract Vol:**
Soil Aliquot Vol: **% Moisture:** 100

Parameter	CAS Number	Concentration	C	RDL	MDL	Units
1,1,2,2-Tetrachloroethane	79-34-5	< 0.70	U	5.0	0.70	ug/L
SURROGATES						
1,2-Dichloroethane-d4	17060-07-0	47.14	94 %	68 - 135		SPK: 50
Dibromofluoromethane	1868-53-7	49.75	100 %	70 - 125		SPK: 50
Toluene-d8	2037-26-5	50.96	102 %	70 - 125		SPK: 50
4-Bromofluorobenzene	460-00-4	52.8	106 %	70 - 125		SPK: 50
INTERNAL STANDARDS						
Pentafluorobenzene	363-72-4	529396	4.25			
'-Difluorobenzene	540-36-3	1097000	4.88			
orobenzene-d5	3114-55-4	980415	7.36			
1,4-Dichlorobenzene-d4	3855-82-1	385732	8.78			

Chemtech Consulting Group

Volatiles
SW-846

SDG No.: S1019
Client: Shaw E & I, Inc.

Sample ID: S1019-05
Client ID: FB

Date Collected: 1/5/2004
Date Analyzed: 1/6/2004
File ID: VK010607.D
Dilution: 1
Analytical Method: 8260
Sample Wt/Vol: 5.0 **Units:** mL
Soil Aliquot Vol:

Date Received: 1/5/2004
Matrix: WATER
Analytical Run ID: VK122903
Instrument ID: MSVOAK
Associated Blank: VBK0106W2
Soil Extract Vol:
% Moisture: 100

Parameter	CAS Number	Concentration	C	RDL	MDL	Units
TARGETS						
Chloromethane	74-87-3	< 0.51	U	5.0	0.51	ug/L
Vinyl chloride	75-01-4	< 0.79	U	5.0	0.79	ug/L
Bromomethane	74-83-9	< 0.38	U	5.0	0.38	ug/L
Chloroethane	75-00-3	< 2.4	U	5.0	2.4	ug/L
1,1-Dichloroethene	75-35-4	< 0.69	U	5.0	0.69	ug/L
Acetone	67-64-1	< 3.5	U	25	3.5	ug/L
Carbon disulfide	75-15-0	< 0.72	U	5.0	0.72	ug/L
thylene Chloride	75-09-2	< 1.8	U	5.0	1.8	ug/L
..ns-1,2-Dichloroethene	156-60-5	< 0.81	U	5.0	0.81	ug/L
1,1-Dichloroethane	75-34-3	< 0.66	U	5.0	0.66	ug/L
2-Butanone	78-93-3	< 2.3	U	25	2.3	ug/L
Carbon Tetrachloride	56-23-5	< 0.47	U	5.0	0.47	ug/L
cis-1,2-Dichloroethene	156-59-2	< 0.62	U	5.0	0.62	ug/L
Chloroform	67-66-3	< 0.61	U	5.0	0.61	ug/L
1,1,1-Trichloroethane	71-55-6	< 0.75	U	5.0	0.75	ug/L
Benzene	71-43-2	< 0.71	U	5.0	0.71	ug/L
1,2-Dichloroethane	107-06-2	< 0.56	U	5.0	0.56	ug/L
Trichloroethene	79-01-6	< 0.72	U	5.0	0.72	ug/L
1,2-Dichloropropane	78-87-5	< 0.73	U	5.0	0.73	ug/L
Bromodichloromethane	75-27-4	< 0.73	U	5.0	0.73	ug/L
4-Methyl-2-Pentanone	108-10-1	< 0.81	U	25	0.81	ug/L
Toluene	108-88-3	< 0.71	U	5.0	0.71	ug/L
t-1,3-Dichloropropene	10061-02-6	< 0.66	U	5.0	0.66	ug/L
cis-1,3-Dichloropropene	10061-01-5	< 0.66	U	5.0	0.66	ug/L
1,1,2-Trichloroethane	79-00-5	< 0.62	U	5.0	0.62	ug/L
2-Hexanone	591-78-6	< 0.60	U	25	0.60	ug/L
Dibromochloromethane	124-48-1	< 0.66	U	5.0	0.66	ug/L
Tetrachloroethene	127-18-4	< 0.70	U	5.0	0.70	ug/L
Chlorobenzene	108-90-7	< 0.78	U	5.0	0.78	ug/L
Ethyl Benzene	100-41-4	< 0.76	U	5.0	0.76	ug/L
Xylenes	136777-61-2	< 1.5	U	5.0	1.5	ug/L
o-Xylene	95-47-6	< 0.72	U	5.0	0.72	ug/L
Styrene	100-42-5	< 0.92	U	5.0	0.92	ug/L
Bromoform	75-25-2	< 0.49	U	5.0	0.49	ug/L

Chemtech Consulting Group

Volatiles
SW-846

SDG No.: S1019
Client: Shaw E & I, Inc.

Sample ID: S1019-05 **Client ID:** FB

Date Collected: 1/5/2004 **Date Received:** 1/5/2004
Date Analyzed: 1/6/2004 **Matrix:** WATER
File ID: VK010607.D **Analytical Run ID:** VK122903
Dilution: 1 **Instrument ID:** MSVOAK
Analytical Method: 8260 **Associated Blank:** VBK0106W2
Sample Wt/Vol: 5.0 **Units:** mL **Soil Extract Vol:**
Soil Aliquot Vol: **% Moisture:** 100

Parameter	CAS Number	Concentration	C	RDL	MDL	Units
1,1,2,2-Tetrachloroethane	79-34-5	< 0.70	U	5.0	0.70	ug/L
SURROGATES						
1,2-Dichloroethane-d4	17060-07-0	47.48	95 %	68 - 135		SPK: 50
Dibromofluoromethane	1868-53-7	48.67	97 %	70 - 125		SPK: 50
Toluene-d8	2037-26-5	50.75	102 %	70 - 125		SPK: 50
4-Bromofluorobenzene	460-00-4	50.08	100 %	70 - 125		SPK: 50
INTERNAL STANDARDS						
Pentafluorobenzene	363-72-4	523379	4.26			
'-Difluorobenzene	540-36-3	1120579	4.88			
..lorobenzene-d5	3114-55-4	989412	7.36			
1,4-Dichlorobenzene-d4	3855-82-1	405572	8.78			

CHEMTECH
CHAIN OF CUSTODY RECORD

284 Sheffield Street, Mountainside, NJ 07092
(908) 789-8900 Fax (908) 789-8922
www.chemtech.net

CHEMTECH JOB NO.: S1039
CHEMTECH QUOTE NO.:

CLIENT INFORMATION

REPORT TO BE SENT TO:
COMPANY: Shaw Environmental
ADDRESS: 42 North Avenue
CITY: New Rochelle STATE: NY ZIP:
ATTENTION: Saul Ash
PHONE: 914-633-1324 FAX:

PROJECT INFORMATION

PROJECT NAME: Adams Brush Ilco-Ed
PROJECT NO.: LOCATION:
PROJECT MANAGER: Saul Ash
E-MAIL:
PHONE: FAX:

BILLING INFORMATION

BILL TO: Shaw E+I PO#:
ADDRESS:
CITY: STATE: ZIP:
ATTENTION: PHONE:

DATA TURNAROUND INFORMATION

FAX: ★ 48 hours DAYS *
HARD COPY: ★ 1/14/04 DAYS *
EDD: DAYS *
* TO BE APPROVED BY CHEMTECH
** NORMAL TURNAROUND TIME - 14 DAYS

DATA DELIVERABLE INFORMATION

☐ RESULTS ONLY ☑ NY STATE CATEGORY A
☐ RESULTS PLUS QC ☐ NY STATE CATEGORY B
☐ REGULATORY FORMAT, STATE:
☐ NEW JERSEY REDUCED DELIVERABLES
☐ CLP ☐ OTHER:
☐ EDD FORMAT:

ANALYSIS

VOCs via BA 8260

CHEMTECH SAMPLE ID	PROJECT SAMPLE IDENTIFICATION	SAMPLE MATRIX	SAMPLE TYPE COMP	SAMPLE TYPE GRAB	SAMPLE COLLECTION DATE	SAMPLE COLLECTION TIME	# OF BOTTLES	PRESERVATIVES 1	2	3	4	5	6	7	8	9	COMMENTS
									A								← Specify Preservatives A-HCl B-HNO3 C-H2SO4 D-NaOH E-ICE F-Other
1. 1	SB-2W	H2O			1/6/04	9:00	2	✓	✓								
2. 2	SB-4	Soil			1/6/04	11:00	2	✓									
3. 3	SB-5	Soil			1/6/04	12:15	2	✓									
4. 4	~~SB~~ ~~SB~~ SB-5W	H2O			1/6/04	12:30	2	✓	✓								
5. 5	SB-6	Soil			1/6/04	14:30	2	✓									
6. 6	SB-7	Soil			1/6/04	15:40	2	✓									
7. 7	FB	H2O			1/6/04	13:30	2	✓									
8. 8	TB	H2O			1/6/04	—	2	✓									
9.																	
10.																	

SAMPLE CUSTODY MUST BE DOCUMENTED BELOW EACH TIME SAMPLES CHANGE POSSESSION INCLUDING COURIER DELIVERY

RELINQUISHED BY SAMPLER:	DATE/TIME:	RECEIVED BY:
1.	1/6/04, 16:30	1.
RELINQUISHED BY:	DATE/TIME:	RECEIVED BY:
2.		2.
RELINQUISHED BY:	DATE/TIME:	RECEIVED FOR LAB BY:
3. IMPULSE	1/6/04 1944	2.

Conditions of bottles or coolers at receipt: ☐ Complaint ☐ Non-Complaint ☒ Temp. of Cooler 3.C.
MeOH extraction requires an additional 4 oz jar for percent solid.
Comments: 48 HR Turnaround !!!

Page 1 of 1

SHIPPED VIA: CLIENT: ☐ HAND DELIVERED ☐ OVERNIGHT
CHEMTECH: ☒ PICKED UP ☐ OVERNIGHT

Shipment Complete: ☒ YES ☐ NO

Ver. 10/2002

WHITE - CHEMTECH COPY FOR RETURN TO CLIENT YELLOW - CHEMTECH COPY PINK - SAMPLER COPY

44716

Chemtech Consulting Group

Volatiles
SW-846

SDG No.: S1039
Client: Shaw E & I, Inc.

Sample ID: S1039-01
Client ID: SB-2W

Date Collected: 1/6/2004
Date Analyzed: 1/7/2004
File ID: VJ010709.D
Dilution: 1
Analytical Method: 8260
Sample Wt/Vol: 5.0 **Units:** mL
Soil Aliquot Vol:

Date Received: 1/6/2004
Matrix: WATER
Analytical Run ID: VJ123003
Instrument ID: MSVOAJ
Associated Blank: VBJ0107W1
Soil Extract Vol:
% Moisture: 100

Parameter	CAS Number	Concentration	C	RDL	MDL	Units
TARGETS						
Chloromethane	74-87-3	< 0.51	U	5.0	0.51	ug/L
Vinyl chloride	75-01-4	< 0.79	U	5.0	0.79	ug/L
Bromomethane	74-83-9	< 0.38	U	5.0	0.38	ug/L
Chloroethane	75-00-3	< 2.4	U	5.0	2.4	ug/L
1,1-Dichloroethene	75-35-4	< 0.69	U	5.0	0.69	ug/L
Acetone	67-64-1	27		25	3.5	ug/L
Carbon disulfide	75-15-0	< 0.72	U	5.0	0.72	ug/L
thylene Chloride	75-09-2	< 1.8	U	5.0	1.8	ug/L
ans-1,2-Dichloroethene	156-60-5	< 0.81	U	5.0	0.81	ug/L
1,1-Dichloroethane	75-34-3	< 0.66	U	5.0	0.66	ug/L
2-Butanone	78-93-3	< 2.3	U	25	2.3	ug/L
Carbon Tetrachloride	56-23-5	< 0.47	U	5.0	0.47	ug/L
cis-1,2-Dichloroethene	156-59-2	< 0.62	U	5.0	0.62	ug/L
Chloroform	67-66-3	9.3		5.0	0.61	ug/L
1,1,1-Trichloroethane	71-55-6	< 0.75	U	5.0	0.75	ug/L
Benzene	71-43-2	< 0.71	U	5.0	0.71	ug/L
1,2-Dichloroethane	107-06-2	< 0.56	U	5.0	0.56	ug/L
Trichloroethene	79-01-6	< 0.72	U	5.0	0.72	ug/L
1,2-Dichloropropane	78-87-5	< 0.73	U	5.0	0.73	ug/L
Bromodichloromethane	75-27-4	< 0.73	U	5.0	0.73	ug/L
4-Methyl-2-Pentanone	108-10-1	< 0.81	U	25	0.81	ug/L
Toluene	108-88-3	< 0.71	U	5.0	0.71	ug/L
t-1,3-Dichloropropene	10061-02-6	< 0.66	U	5.0	0.66	ug/L
cis-1,3-Dichloropropene	10061-01-5	< 0.66	U	5.0	0.66	ug/L
1,1,2-Trichloroethane	79-00-5	< 0.62	U	5.0	0.62	ug/L
2-Hexanone	591-78-6	< 0.60	U	25	0.60	ug/L
Dibromochloromethane	124-48-1	< 0.66	U	5.0	0.66	ug/L
Tetrachloroethene	127-18-4	4.8	J	5.0	0.70	ug/L
Chlorobenzene	108-90-7	< 0.78	U	5.0	0.78	ug/L
Ethyl Benzene	100-41-4	< 0.76	U	5.0	0.76	ug/L
Xylenes	136777-61-2	< 1.5	U	5.0	1.5	ug/L
o-Xylene	95-47-6	< 0.72	U	5.0	0.72	ug/L
Styrene	100-42-5	< 0.92	U	5.0	0.92	ug/L
Bromoform	75-25-2	< 0.49	U	5.0	0.49	ug/L

Chemtech Consulting Group

Volatiles
SW-846

SDG No.: S1039

Client: Shaw E & I, Inc.

Sample ID:	S1039-01	**Client ID:**	SB-2W
Date Collected:	1/6/2004	**Date Received:**	1/6/2004
Date Analyzed:	1/7/2004	**Matrix:**	WATER
File ID:	VJ010709.D	**Analytical Run ID:**	VJ123003
Dilution:	1	**Instrument ID:**	MSVOAJ
Analytical Method:	8260	**Associated Blank:**	VBJ0107W1
Sample Wt/Wol:	5.0 **Units:** mL	**Soil Extract Vol:**	
Soil Aliquot Vol:		**% Moisture:**	100

Parameter	CAS Number	Concentration	C	RDL	MDL	Units
1,1,2,2-Tetrachloroethane	79-34-5	< 0.70	U	5.0	0.70	ug/L
SURROGATES						
1,2-Dichloroethane-d4	17060-07-0	45.73	91 %	68 - 135		SPK: 50
Dibromofluoromethane	1868-53-7	50.8	102 %	70 - 125		SPK: 50
Toluene-d8	2037-26-5	51.77	104 %	70 - 125		SPK: 50
4-Bromofluorobenzene	460-00-4	47.56	95 %	70 - 125		SPK: 50
INTERNAL STANDARDS						
Pentafluorobenzene	363-72-4	499716	4.26			
-Difluorobenzene	540-36-3	1037627	4.88			
ılorobenzene-d5	3114-55-4	868433	7.36			
1,4-Dichlorobenzene-d4	3855-82-1	334810	8.78			

Chemtech Consulting Group

Volatiles
SW-846

SDG No.: S1039
Client: Shaw E & I, Inc.

Sample ID: S1039-02 **Client ID:** SB-4

Date Collected: 1/6/2004 **Date Received:** 1/6/2004
Date Analyzed: 1/7/2004 **Matrix:** SOIL
File ID: VI010711.D **Analytical Run ID:** VI010604
Dilution: 1 **Instrument ID:** MSVOAI
Analytical Method: 8260 **Associated Blank:** VBI0107S2
Sample Wt/Vol: 5.0 **Units:** g **Soil Extract Vol:**
Soil Aliquot Vol: **% Moisture:** 4

Parameter	CAS Number	Concentration	C	RDL	MDL	Units
TARGETS						
Chloromethane	74-87-3	< 1.8	U	5.2	1.8	ug/Kg
Vinyl chloride	75-01-4	< 1.0	U	5.2	1.0	ug/Kg
Bromomethane	74-83-9	< 1.0	U	5.2	1.0	ug/Kg
Chloroethane	75-00-3	< 1.4	U	5.2	1.4	ug/Kg
1,1-Dichloroethene	75-35-4	< 1.1	U	5.2	1.1	ug/Kg
Acetone	67-64-1	< 3.6	U	26	3.6	ug/Kg
Carbon disulfide	75-15-0	< 1.4	U	5.2	1.4	ug/Kg
ethylene Chloride	75-09-2	8.6		5.2	1.4	ug/Kg
ans-1,2-Dichloroethene	156-60-5	< 1.1	U	5.2	1.1	ug/Kg
1,1-Dichloroethane	75-34-3	< 0.94	U	5.2	0.94	ug/Kg
2-Butanone	78-93-3	< 5.2	U	26	5.2	ug/Kg
Carbon Tetrachloride	56-23-5	< 2.2	U	5.2	2.2	ug/Kg
cis-1,2-Dichloroethene	156-59-2	< 0.94	U	5.2	0.94	ug/Kg
Chloroform	67-66-3	< 1.0	U	5.2	1.0	ug/Kg
1,1,1-Trichloroethane	71-55-6	< 1.0	U	5.2	1.0	ug/Kg
Benzene	71-43-2	< 1.0	U	5.2	1.0	ug/Kg
1,2-Dichloroethane	107-06-2	< 1.1	U	5.2	1.1	ug/Kg
Trichloroethene	79-01-6	< 1.0	U	5.2	1.0	ug/Kg
1,2-Dichloropropane	78-87-5	< 0.83	U	5.2	0.83	ug/Kg
Bromodichloromethane	75-27-4	< 0.83	U	5.2	0.83	ug/Kg
4-Methyl-2-Pentanone	108-10-1	< 4.2	U	26	4.2	ug/Kg
Toluene	108-88-3	< 1.1	U	5.2	1.1	ug/Kg
t-1,3-Dichloropropene	10061-02-6	< 1.0	U	5.2	1.0	ug/Kg
cis-1,3-Dichloropropene	10061-01-5	< 0.94	U	5.2	0.94	ug/Kg
1,1,2-Trichloroethane	79-00-5	< 1.1	U	5.2	1.1	ug/Kg
2-Hexanone	591-78-6	< 5.2	U	26	5.2	ug/Kg
Dibromochloromethane	124-48-1	< 0.94	U	5.2	0.94	ug/Kg
Tetrachloroethene	127-18-4	< 1.2	U	5.2	1.2	ug/Kg
Chlorobenzene	108-90-7	< 1.1	U	5.2	1.1	ug/Kg
Ethyl Benzene	100-41-4	< 1.0	U	5.2	1.0	ug/Kg
-Xylenes	136777-61-2	< 2.9	U	5.2	2.9	ug/Kg
o-Xylene	95-47-6	< 1.1	U	5.2	1.1	ug/Kg
Styrene	100-42-5	< 1.5	U	5.2	1.5	ug/Kg
Bromoform	75-25-2	< 1.1	U	5.2	1.1	ug/Kg

Chemtech Consulting Group

Volatiles
SW-846

SDG No.: S1039

Client: Shaw E & I, Inc.

Sample ID:	S1039-02	**Client ID:**	SB-4
Date Collected:	1/6/2004	**Date Received:**	1/6/2004
Date Analyzed:	1/7/2004	**Matrix:**	SOIL
File ID:	VI010711.D	**Analytical Run ID:**	VI010604
Dilution:	1	**Instrument ID:**	MSVOAI
Analytical Method:	8260	**Associated Blank:**	VBI0107S2
Sample Wt/Wol:	5.0 **Units:** g	**Soil Extract Vol:**	
Soil Aliquot Vol:		**% Moisture:**	4

Parameter	CAS Number	Concentration	C	RDL	MDL	Units
1,1,2,2-Tetrachloroethane	79-34-5	< 1.0	U	5.2	1.0	ug/Kg
SURROGATES						
1,2-Dichloroethane-d4	17060-07-0	40.24	80 %	70 - 121		SPK: 50
Dibromofluoromethane	1868-53-7	48.96	98 %	80 - 120		SPK: 50
Toluene-d8	2037-26-5	46.38	93 %	81 - 117		SPK: 50
4-Bromofluorobenzene	460-00-4	48.5	97 %	74 - 121		SPK: 50
INTERNAL STANDARDS						
Pentafluorobenzene	363-72-4	569949	4.05			
'-Difluorobenzene	540-36-3	1034811	4.50			
...nlorobenzene-d5	3114-55-4	903176	7.57			
1,4-Dichlorobenzene-d4	3855-82-1	438663	9.81			

Chemtech Consulting Group

Volatiles
SW-846

SDG No.: S1039
Client: Shaw E & I, Inc.

Sample ID: S1039-03 **Client ID:** SB-5

Date Collected: 1/6/2004 **Date Received:** 1/6/2004
Date Analyzed: 1/7/2004 **Matrix:** SOIL
File ID: VI010712.D **Analytical Run ID:** VI010604
Dilution: 1 **Instrument ID:** MSVOAI
Analytical Method: 8260 **Associated Blank:** VBI0107S2
Sample Wt/Vol: 5.0 **Units:** g **Soil Extract Vol:**
Soil Aliquot Vol: **% Moisture:** 4

Parameter	CAS Number	Concentration	C	RDL	MDL	Units
TARGETS						
Chloromethane	74-87-3	< 1.8	U	5.2	1.8	ug/Kg
Vinyl chloride	75-01-4	< 1.0	U	5.2	1.0	ug/Kg
Bromomethane	74-83-9	< 1.0	U	5.2	1.0	ug/Kg
Chloroethane	75-00-3	< 1.4	U	5.2	1.4	ug/Kg
1,1-Dichloroethene	75-35-4	< 1.1	U	5.2	1.1	ug/Kg
Acetone	67-64-1	< 3.6	U	26	3.6	ug/Kg
Carbon disulfide	75-15-0	< 1.4	U	5.2	1.4	ug/Kg
thylene Chloride	75-09-2	13		5.2	1.4	ug/Kg
trans-1,2-Dichloroethene	156-60-5	< 1.1	U	5.2	1.1	ug/Kg
1,1-Dichloroethane	75-34-3	< 0.94	U	5.2	0.94	ug/Kg
2-Butanone	78-93-3	< 5.2	U	26	5.2	ug/Kg
Carbon Tetrachloride	56-23-5	< 2.2	U	5.2	2.2	ug/Kg
cis-1,2-Dichloroethene	156-59-2	< 0.94	U	5.2	0.94	ug/Kg
Chloroform	67-66-3	< 1.0	U	5.2	1.0	ug/Kg
1,1,1-Trichloroethane	71-55-6	< 1.0	U	5.2	1.0	ug/Kg
Benzene	71-43-2	< 1.0	U	5.2	1.0	ug/Kg
1,2-Dichloroethane	107-06-2	< 1.1	U	5.2	1.1	ug/Kg
Trichloroethene	79-01-6	< 1.0	U	5.2	1.0	ug/Kg
1,2-Dichloropropane	78-87-5	< 0.83	U	5.2	0.83	ug/Kg
Bromodichloromethane	75-27-4	< 0.83	U	5.2	0.83	ug/Kg
4-Methyl-2-Pentanone	108-10-1	< 4.2	U	26	4.2	ug/Kg
Toluene	108-88-3	< 1.1	U	5.2	1.1	ug/Kg
t-1,3-Dichloropropene	10061-02-6	< 1.0	U	5.2	1.0	ug/Kg
cis-1,3-Dichloropropene	10061-01-5	< 0.94	U	5.2	0.94	ug/Kg
1,1,2-Trichloroethane	79-00-5	< 1.1	U	5.2	1.1	ug/Kg
2-Hexanone	591-78-6	< 5.2	U	26	5.2	ug/Kg
Dibromochloromethane	124-48-1	< 0.94	U	5.2	0.94	ug/Kg
Tetrachloroethene	127-18-4	< 1.2	U	5.2	1.2	ug/Kg
Chlorobenzene	108-90-7	< 1.1	U	5.2	1.1	ug/Kg
[illegible]l Benzene	100-41-4	< 1.0	U	5.2	1.0	ug/Kg
-Xylenes	136777-61-2	< 2.9	U	5.2	2.9	ug/Kg
o-Xylene	95-47-6	< 1.1	U	5.2	1.1	ug/Kg
Styrene	100-42-5	< 1.5	U	5.2	1.5	ug/Kg
Bromoform	75-25-2	< 1.1	U	5.2	1.1	ug/Kg

Chemtech Consulting Group

Volatiles
SW-846

SDG No.: S1039

Client: Shaw E & I, Inc.

Sample ID: S1039-03 **Client ID:** SB-5

Date Collected: 1/6/2004 **Date Received:** 1/6/2004
Date Analyzed: 1/7/2004 **Matrix:** SOIL
File ID: VI010712.D **Analytical Run ID:** VI010604
Dilution: 1 **Instrument ID:** MSVOAI
Analytical Method: 8260 **Associated Blank:** VBI0107S2
Sample Wt/Vol: 5.0 **Units:** g **Soil Extract Vol:**
Soil Aliquot Vol: **% Moisture:** 4

Parameter	CAS Number	Concentration	C	RDL	MDL	Units
1,1,2,2-Tetrachloroethane	79-34-5	< 1.0	U	5.2	1.0	ug/Kg
SURROGATES						
1,2-Dichloroethane-d4	17060-07-0	39.39	79 %	70 - 121		SPK: 50
Dibromofluoromethane	1868-53-7	49.23	98 %	80 - 120		SPK: 50
Toluene-d8	2037-26-5	46.72	93 %	81 - 117		SPK: 50
4-Bromofluorobenzene	460-00-4	48.34	97 %	74 - 121		SPK: 50
INTERNAL STANDARDS						
Pentafluorobenzene	363-72-4	546324	4.03			
1-Difluorobenzene	540-36-3	998065	4.50			
Chlorobenzene-d5	3114-55-4	891500	7.57			
1,4-Dichlorobenzene-d4	3855-82-1	429068	9.81			

Chemtech Consulting Group

Volatiles
SW-846

SDG No.: S1039
Client: Shaw E & I, Inc.

Sample ID: S1039-04 **Client ID:** SB-5W

Date Collected: 1/6/2004 **Date Received:** 1/6/2004
Date Analyzed: 1/7/2004 **Matrix:** WATER
File ID: VJ010726.D **Analytical Run ID:** VJ123003
Dilution: 1 **Instrument ID:** MSVOAJ
Analytical Method: 8260 **Associated Blank:** VBJ0107W1
Sample Wt/Vol: 5.0 **Units:** mL **Soil Extract Vol:**
Soil Aliquot Vol: **% Moisture:** 100

Parameter	CAS Number	Concentration	C	RDL	MDL	Units
TARGETS						
Chloromethane	74-87-3	< 0.51	U	5.0	0.51	ug/L
Vinyl chloride	75-01-4	< 0.79	U	5.0	0.79	ug/L
Bromomethane	74-83-9	< 0.38	U	5.0	0.38	ug/L
Chloroethane	75-00-3	< 2.4	U	5.0	2.4	ug/L
1,1-Dichloroethene	75-35-4	< 0.69	U	5.0	0.69	ug/L
Acetone	67-64-1	< 3.5	U	25	3.5	ug/L
Carbon disulfide	75-15-0	< 0.72	U	5.0	0.72	ug/L
thylene Chloride	75-09-2	< 1.8	U	5.0	1.8	ug/L
ans-1,2-Dichloroethene	156-60-5	< 0.81	U	5.0	0.81	ug/L
1,1-Dichloroethane	75-34-3	< 0.66	U	5.0	0.66	ug/L
2-Butanone	78-93-3	< 2.3	U	25	2.3	ug/L
Carbon Tetrachloride	56-23-5	< 0.47	U	5.0	0.47	ug/L
cis-1,2-Dichloroethene	156-59-2	< 0.62	U	5.0	0.62	ug/L
Chloroform	67-66-3	13		5.0	0.61	ug/L
1,1,1-Trichloroethane	71-55-6	< 0.75	U	5.0	0.75	ug/L
Benzene	71-43-2	< 0.71	U	5.0	0.71	ug/L
1,2-Dichloroethane	107-06-2	< 0.56	U	5.0	0.56	ug/L
Trichloroethene	79-01-6	< 0.72	U	5.0	0.72	ug/L
1,2-Dichloropropane	78-87-5	< 0.73	U	5.0	0.73	ug/L
Bromodichloromethane	75-27-4	< 0.73	U	5.0	0.73	ug/L
4-Methyl-2-Pentanone	108-10-1	< 0.81	U	25	0.81	ug/L
Toluene	108-88-3	< 0.71	U	5.0	0.71	ug/L
t-1,3-Dichloropropene	10061-02-6	< 0.66	U	5.0	0.66	ug/L
cis-1,3-Dichloropropene	10061-01-5	< 0.66	U	5.0	0.66	ug/L
1,1,2-Trichloroethane	79-00-5	< 0.62	U	5.0	0.62	ug/L
2-Hexanone	591-78-6	< 0.60	U	25	0.60	ug/L
Dibromochloromethane	124-48-1	< 0.66	U	5.0	0.66	ug/L
Tetrachloroethene	127-18-4	8.1		5.0	0.70	ug/L
Chlorobenzene	108-90-7	< 0.78	U	5.0	0.78	ug/L
Ethyl Benzene	100-41-4	< 0.76	U	5.0	0.76	ug/L
Xylenes	136777-61-2	< 1.5	U	5.0	1.5	ug/L
o-Xylene	95-47-6	< 0.72	U	5.0	0.72	ug/L
Styrene	100-42-5	< 0.92	U	5.0	0.92	ug/L
Bromoform	75-25-2	< 0.49	U	5.0	0.49	ug/L

Chemtech Consulting Group

Volatiles
SW-846

SDG No.: S1039

Client: Shaw E & I, Inc.

Sample ID:	S1039-04	**Client ID:**	SB-5W
Date Collected:	1/6/2004	**Date Received:**	1/6/2004
Date Analyzed:	1/7/2004	**Matrix:**	WATER
File ID:	VJ010726.D	**Analytical Run ID:**	VJ123003
Dilution:	1	**Instrument ID:**	MSVOAJ
Analytical Method:	8260	**Associated Blank:**	VBJ0107W1
Sample Wt/Vol:	5.0 **Units:** mL	**Soil Extract Vol:**	
Soil Aliquot Vol:		**% Moisture:**	100

Parameter	CAS Number	Concentration	C	RDL	MDL	Units
1,1,2,2-Tetrachloroethane	79-34-5	< 0.70	U	5.0	0.70	ug/L
SURROGATES						
1,2-Dichloroethane-d4	17060-07-0	45.99	92 %	68 - 135		SPK: 50
Dibromofluoromethane	1868-53-7	50.81	102 %	70 - 125		SPK: 50
Toluene-d8	2037-26-5	50.78	102 %	70 - 125		SPK: 50
4-Bromofluorobenzene	460-00-4	48.01	96 %	70 - 125		SPK: 50
INTERNAL STANDARDS						
Pentafluorobenzene	363-72-4	545007	4.26			
-Difluorobenzene	540-36-3	1159181	4.88			
Chlorobenzene-d5	3114-55-4	969271	7.36			
1,4-Dichlorobenzene-d4	3855-82-1	362946	8.79			

Chemtech Consulting Group

Volatiles
SW-846

SDG No.: S1039
Client: Shaw E & I, Inc.

Sample ID: S1039-05 **Client ID:** SB-6

Date Collected: 1/6/2004 **Date Received:** 1/6/2004
Date Analyzed: 1/7/2004 **Matrix:** SOIL
File ID: VI010713.D **Analytical Run ID:** VI010604
Dilution: 1 **Instrument ID:** MSVOAI
Analytical Method: 8260 **Associated Blank:** VBI0107S2
Sample Wt/Vol: 5.0 **Units:** g **Soil Extract Vol:**
Soil Aliquot Vol: **% Moisture:** 6

Parameter	CAS Number	Concentration	C	RDL	MDL	Units
TARGETS						
Chloromethane	74-87-3	< 1.8	U	5.3	1.8	ug/Kg
Vinyl chloride	75-01-4	< 1.1	U	5.3	1.1	ug/Kg
Bromomethane	74-83-9	< 1.1	U	5.3	1.1	ug/Kg
Chloroethane	75-00-3	< 1.4	U	5.3	1.4	ug/Kg
1,1-Dichloroethene	75-35-4	< 1.2	U	5.3	1.2	ug/Kg
Acetone	67-64-1	< 3.7	U	27	3.7	ug/Kg
Carbon disulfide	75-15-0	< 1.4	U	5.3	1.4	ug/Kg
thylene Chloride	75-09-2	10		5.3	1.4	ug/Kg
trans-1,2-Dichloroethene	156-60-5	< 1.2	U	5.3	1.2	ug/Kg
1,1-Dichloroethane	75-34-3	< 0.96	U	5.3	0.96	ug/Kg
2-Butanone	78-93-3	< 5.3	U	27	5.3	ug/Kg
Carbon Tetrachloride	56-23-5	< 2.2	U	5.3	2.2	ug/Kg
cis-1,2-Dichloroethene	156-59-2	< 0.96	U	5.3	0.96	ug/Kg
Chloroform	67-66-3	< 1.1	U	5.3	1.1	ug/Kg
1,1,1-Trichloroethane	71-55-6	< 1.1	U	5.3	1.1	ug/Kg
Benzene	71-43-2	< 1.1	U	5.3	1.1	ug/Kg
1,2-Dichloroethane	107-06-2	< 1.2	U	5.3	1.2	ug/Kg
Trichloroethene	79-01-6	< 1.1	U	5.3	1.1	ug/Kg
1,2-Dichloropropane	78-87-5	< 0.85	U	5.3	0.85	ug/Kg
Bromodichloromethane	75-27-4	< 0.85	U	5.3	0.85	ug/Kg
4-Methyl-2-Pentanone	108-10-1	< 4.3	U	27	4.3	ug/Kg
Toluene	108-88-3	< 1.2	U	5.3	1.2	ug/Kg
t-1,3-Dichloropropene	10061-02-6	< 1.1	U	5.3	1.1	ug/Kg
cis-1,3-Dichloropropene	10061-01-5	< 0.96	U	5.3	0.96	ug/Kg
1,1,2-Trichloroethane	79-00-5	< 1.2	U	5.3	1.2	ug/Kg
2-Hexanone	591-78-6	< 5.3	U	27	5.3	ug/Kg
Dibromochloromethane	124-48-1	< 0.96	U	5.3	0.96	ug/Kg
Tetrachloroethene	127-18-4	< 1.3	U	5.3	1.3	ug/Kg
Chlorobenzene	108-90-7	< 1.2	U	5.3	1.2	ug/Kg
yl Benzene	100-41-4	< 1.1	U	5.3	1.1	ug/Kg
p-Xylenes	136777-61-2	< 3.0	U	5.3	3.0	ug/Kg
o-Xylene	95-47-6	< 1.2	U	5.3	1.2	ug/Kg
Styrene	100-42-5	< 1.5	U	5.3	1.5	ug/Kg
Bromoform	75-25-2	< 1.2	U	5.3	1.2	ug/Kg

Chemtech Consulting Group

Volatiles
SW-846

SDG No.: S1039

Client: Shaw E & I, Inc.

Sample ID:	S1039-05	**Client ID:**	SB-6
Date Collected:	1/6/2004	**Date Received:**	1/6/2004
Date Analyzed:	1/7/2004	**Matrix:**	SOIL
File ID:	VI010713.D	**Analytical Run ID:**	VI010604
Dilution:	1	**Instrument ID:**	MSVOAI
Analytical Method:	8260	**Associated Blank:**	VBI0107S2
Sample Wt/Wol:	5.0 **Units:** g	**Soil Extract Vol:**	
Soil Aliquot Vol:		**% Moisture:**	6

Parameter	CAS Number	Concentration	C	RDL	MDL	Units
1,1,2,2-Tetrachloroethane	79-34-5	< 1.1	U	5.3	1.1	ug/Kg
SURROGATES						
1,2-Dichloroethane-d4	17060-07-0	40.74	81 %	70 - 121		SPK: 50
Dibromofluoromethane	1868-53-7	47.85	96 %	80 - 120		SPK: 50
Toluene-d8	2037-26-5	46.1	92 %	81 - 117		SPK: 50
4-Bromofluorobenzene	460-00-4	45.76	92 %	74 - 121		SPK: 50
INTERNAL STANDARDS						
Pentafluorobenzene	363-72-4	537518	4.05			
1,4-Difluorobenzene	540-36-3	1003382	4.50			
Chlorobenzene-d5	3114-55-4	864375	7.57			
1,4-Dichlorobenzene-d4	3855-82-1	401623	9.80			

Chemtech Consulting Group

Volatiles
SW-846

SDG No.: S1039
Client: Shaw E & I, Inc.

Sample ID: S1039-06 **Client ID:** SB-7

Date Collected: 1/6/2004 **Date Received:** 1/6/2004
Date Analyzed: 1/7/2004 **Matrix:** SOIL
File ID: VI010714.D **Analytical Run ID:** VI010604
Dilution: 1 **Instrument ID:** MSVOAI
Analytical Method: 8260 **Associated Blank:** VBI0107S2
Sample Wt/Vol: 5.0 **Units:** g **Soil Extract Vol:**
Soil Aliquot Vol: **% Moisture:** 7

Parameter	CAS Number	Concentration	C	RDL	MDL	Units
TARGETS						
Chloromethane	74-87-3	< 1.8	U	5.4	1.8	ug/Kg
Vinyl chloride	75-01-4	< 1.1	U	5.4	1.1	ug/Kg
Bromomethane	74-83-9	< 1.1	U	5.4	1.1	ug/Kg
Chloroethane	75-00-3	< 1.4	U	5.4	1.4	ug/Kg
1,1-Dichloroethene	75-35-4	< 1.2	U	5.4	1.2	ug/Kg
Acetone	67-64-1	< 3.8	U	27	3.8	ug/Kg
Carbon disulfide	75-15-0	< 1.4	U	5.4	1.4	ug/Kg
thylene Chloride	75-09-2	4.4	J	5.4	1.4	ug/Kg
ans-1,2-Dichloroethene	156-60-5	< 1.2	U	5.4	1.2	ug/Kg
1,1-Dichloroethane	75-34-3	< 0.97	U	5.4	0.97	ug/Kg
2-Butanone	78-93-3	< 5.4	U	27	5.4	ug/Kg
Carbon Tetrachloride	56-23-5	< 2.3	U	5.4	2.3	ug/Kg
cis-1,2-Dichloroethene	156-59-2	< 0.97	U	5.4	0.97	ug/Kg
Chloroform	67-66-3	< 1.1	U	5.4	1.1	ug/Kg
1,1,1-Trichloroethane	71-55-6	< 1.1	U	5.4	1.1	ug/Kg
Benzene	71-43-2	< 1.1	U	5.4	1.1	ug/Kg
1,2-Dichloroethane	107-06-2	< 1.2	U	5.4	1.2	ug/Kg
Trichloroethene	79-01-6	< 1.1	U	5.4	1.1	ug/Kg
1,2-Dichloropropane	78-87-5	< 0.86	U	5.4	0.86	ug/Kg
Bromodichloromethane	75-27-4	< 0.86	U	5.4	0.86	ug/Kg
4-Methyl-2-Pentanone	108-10-1	< 4.3	U	27	4.3	ug/Kg
Toluene	108-88-3	< 1.2	U	5.4	1.2	ug/Kg
t-1,3-Dichloropropene	10061-02-6	< 1.1	U	5.4	1.1	ug/Kg
cis-1,3-Dichloropropene	10061-01-5	< 0.97	U	5.4	0.97	ug/Kg
1,1,2-Trichloroethane	79-00-5	< 1.2	U	5.4	1.2	ug/Kg
2-Hexanone	591-78-6	< 5.4	U	27	5.4	ug/Kg
Dibromochloromethane	124-48-1	< 0.97	U	5.4	0.97	ug/Kg
Tetrachloroethene	127-18-4	< 1.3	U	5.4	1.3	ug/Kg
Chlorobenzene	108-90-7	< 1.2	U	5.4	1.2	ug/Kg
Ethyl Benzene	100-41-4	< 1.1	U	5.4	1.1	ug/Kg
Xylenes	136777-61-2	< 3.0	U	5.4	3.0	ug/Kg
o-Xylene	95-47-6	< 1.2	U	5.4	1.2	ug/Kg
Styrene	100-42-5	< 1.5	U	5.4	1.5	ug/Kg
Bromoform	75-25-2	< 1.2	U	5.4	1.2	ug/Kg

Chemtech Consulting Group

Volatiles
SW-846

SDG No.: S1039

Client: Shaw E & I, Inc.

Sample ID:	S1039-06	**Client ID:**	SB-7
Date Collected:	1/6/2004	**Date Received:**	1/6/2004
Date Analyzed:	1/7/2004	**Matrix:**	SOIL
File ID:	VI010714.D	**Analytical Run ID:**	VI010604
Dilution:	1	**Instrument ID:**	MSVOAI
Analytical Method:	8260	**Associated Blank:**	VBI0107S2
Sample Wt/Wol:	5.0 **Units:** g	**Soil Extract Vol:**	
Soil Aliquot Vol:		**% Moisture:**	7

Parameter	CAS Number	Concentration	C	RDL	MDL	Units
1,1,2,2-Tetrachloroethane	79-34-5	< 1.1	U	5.4	1.1	ug/Kg
SURROGATES						
1,2-Dichloroethane-d4	17060-07-0	41.91	84 %	70 - 121		SPK: 50
Dibromofluoromethane	1868-53-7	51.08	102 %	80 - 120		SPK: 50
Toluene-d8	2037-26-5	46.22	92 %	81 - 117		SPK: 50
4-Bromofluorobenzene	460-00-4	49.1	98 %	74 - 121		SPK: 50
INTERNAL STANDARDS						
Pentafluorobenzene	363-72-4	521055	4.06			
Difluorobenzene	540-36-3	976401	4.51			
Chlorobenzene-d5	3114-55-4	917908	7.57			
1,4-Dichlorobenzene-d4	3855-82-1	413499	9.80			

Chemtech Consulting Group

Volatiles
SW-846

SDG No.: S1039

Client: Shaw E & I, Inc.

Sample ID: S1039-07 **Client ID:** FB

Date Collected: 1/6/2004 **Date Received:** 1/6/2004
Date Analyzed: 1/7/2004 **Matrix:** WATER
File ID: VJ010707.D **Analytical Run ID:** VJ123003
Dilution: 1 **Instrument ID:** MSVOAJ
Analytical Method: 8260 **Associated Blank:** VBJ0107W1
Sample Wt/Vol: 5.0 **Units:** mL **Soil Extract Vol:**
Soil Aliquot Vol: **% Moisture:** 100

Parameter	CAS Number	Concentration	C	RDL	MDL	Units
TARGETS						
Chloromethane	74-87-3	< 0.51	U	5.0	0.51	ug/L
Vinyl chloride	75-01-4	< 0.79	U	5.0	0.79	ug/L
Bromomethane	74-83-9	< 0.38	U	5.0	0.38	ug/L
Chloroethane	75-00-3	< 2.4	U	5.0	2.4	ug/L
1,1-Dichloroethene	75-35-4	< 0.69	U	5.0	0.69	ug/L
Acetone	67-64-1	< 3.5	U	25	3.5	ug/L
Carbon disulfide	75-15-0	< 0.72	U	5.0	0.72	ug/L
thylene Chloride	75-09-2	< 1.8	U	5.0	1.8	ug/L
ans-1,2-Dichloroethene	156-60-5	< 0.81	U	5.0	0.81	ug/L
1,1-Dichloroethane	75-34-3	< 0.66	U	5.0	0.66	ug/L
2-Butanone	78-93-3	< 2.3	U	25	2.3	ug/L
Carbon Tetrachloride	56-23-5	< 0.47	U	5.0	0.47	ug/L
cis-1,2-Dichloroethene	156-59-2	< 0.62	U	5.0	0.62	ug/L
Chloroform	67-66-3	< 0.61	U	5.0	0.61	ug/L
1,1,1-Trichloroethane	71-55-6	< 0.75	U	5.0	0.75	ug/L
Benzene	71-43-2	< 0.71	U	5.0	0.71	ug/L
1,2-Dichloroethane	107-06-2	< 0.56	U	5.0	0.56	ug/L
Trichloroethene	79-01-6	< 0.72	U	5.0	0.72	ug/L
1,2-Dichloropropane	78-87-5	< 0.73	U	5.0	0.73	ug/L
Bromodichloromethane	75-27-4	< 0.73	U	5.0	0.73	ug/L
4-Methyl-2-Pentanone	108-10-1	< 0.81	U	25	0.81	ug/L
Toluene	108-88-3	< 0.71	U	5.0	0.71	ug/L
t-1,3-Dichloropropene	10061-02-6	< 0.66	U	5.0	0.66	ug/L
cis-1,3-Dichloropropene	10061-01-5	< 0.66	U	5.0	0.66	ug/L
1,1,2-Trichloroethane	79-00-5	< 0.62	U	5.0	0.62	ug/L
2-Hexanone	591-78-6	< 0.60	U	25	0.60	ug/L
Dibromochloromethane	124-48-1	< 0.66	U	5.0	0.66	ug/L
Tetrachloroethene	127-18-4	< 0.70	U	5.0	0.70	ug/L
Chlorobenzene	108-90-7	< 0.78	U	5.0	0.78	ug/L
Ethyl Benzene	100-41-4	< 0.76	U	5.0	0.76	ug/L
Xylenes	136777-61-2	< 1.5	U	5.0	1.5	ug/L
o-Xylene	95-47-6	< 0.72	U	5.0	0.72	ug/L
Styrene	100-42-5	< 0.92	U	5.0	0.92	ug/L
Bromoform	75-25-2	< 0.49	U	5.0	0.49	ug/L

Chemtech Consulting Group

Volatiles
SW-846

SDG No.: S1039

Client: Shaw E & I, Inc.

Sample ID:	S1039-07	**Client ID:**	FB
Date Collected:	1/6/2004	**Date Received:**	1/6/2004
Date Analyzed:	1/7/2004	**Matrix:**	WATER
File ID:	VJ010707.D	**Analytical Run ID:**	VJ123003
Dilution:	1	**Instrument ID:**	MSVOAJ
Analytical Method:	8260	**Associated Blank:**	VBJ0107W1
Sample Wt/Wol:	5.0 **Units:** mL	**Soil Extract Vol:**	
Soil Aliquot Vol:		**% Moisture:**	100

Parameter	CAS Number	Concentration	C	RDL	MDL	Units
1,1,2,2-Tetrachloroethane	79-34-5	< 0.70	U	5.0	0.70	ug/L
SURROGATES						
1,2-Dichloroethane-d4	17060-07-0	45.11	90 %	68 - 135		SPK: 50
Dibromofluoromethane	1868-53-7	51	102 %	70 - 125		SPK: 50
Toluene-d8	2037-26-5	51.42	103 %	70 - 125		SPK: 50
4-Bromofluorobenzene	460-00-4	48.52	97 %	70 - 125		SPK: 50
INTERNAL STANDARDS						
Pentafluorobenzene	363-72-4	505204	4.26			
-Difluorobenzene	540-36-3	1042295	4.88			
nlorobenzene-d5	3114-55-4	879131	7.36			
1,4-Dichlorobenzene-d4	3855-82-1	338476	8.78			

Chemtech Consulting Group

Volatiles
SW-846

SDG No.: S1039
Client: Shaw E & I, Inc.

Sample ID: S1039-08
Client ID: TB

Date Collected: 1/6/2004
Date Analyzed: 1/7/2004
File ID: VJ010706.D
Dilution: 1
Analytical Method: 8260
Sample Wt/Wol: 5.0 **Units:** mL
Soil Aliquot Vol:

Date Received: 1/6/2004
Matrix: WATER
Analytical Run ID: VJ123003
Instrument ID: MSVOAJ
Associated Blank: VBJ0107W1
Soil Extract Vol:
% Moisture: 100

Parameter	CAS Number	Concentration	C	RDL	MDL	Units
TARGETS						
Chloromethane	74-87-3	< 0.51	U	5.0	0.51	ug/L
Vinyl chloride	75-01-4	< 0.79	U	5.0	0.79	ug/L
Bromomethane	74-83-9	< 0.38	U	5.0	0.38	ug/L
Chloroethane	75-00-3	< 2.4	U	5.0	2.4	ug/L
1,1-Dichloroethene	75-35-4	< 0.69	U	5.0	0.69	ug/L
Acetone	67-64-1	< 3.5	U	25	3.5	ug/L
Carbon disulfide	75-15-0	< 0.72	U	5.0	0.72	ug/L
thylene Chloride	75-09-2	< 1.8	U	5.0	1.8	ug/L
ans-1,2-Dichloroethene	156-60-5	< 0.81	U	5.0	0.81	ug/L
1,1-Dichloroethane	75-34-3	< 0.66	U	5.0	0.66	ug/L
2-Butanone	78-93-3	< 2.3	U	25	2.3	ug/L
Carbon Tetrachloride	56-23-5	< 0.47	U	5.0	0.47	ug/L
cis-1,2-Dichloroethene	156-59-2	< 0.62	U	5.0	0.62	ug/L
Chloroform	67-66-3	< 0.61	U	5.0	0.61	ug/L
1,1,1-Trichloroethane	71-55-6	< 0.75	U	5.0	0.75	ug/L
Benzene	71-43-2	< 0.71	U	5.0	0.71	ug/L
1,2-Dichloroethane	107-06-2	< 0.56	U	5.0	0.56	ug/L
Trichloroethene	79-01-6	< 0.72	U	5.0	0.72	ug/L
1,2-Dichloropropane	78-87-5	< 0.73	U	5.0	0.73	ug/L
Bromodichloromethane	75-27-4	< 0.73	U	5.0	0.73	ug/L
4-Methyl-2-Pentanone	108-10-1	< 0.81	U	25	0.81	ug/L
Toluene	108-88-3	< 0.71	U	5.0	0.71	ug/L
t-1,3-Dichloropropene	10061-02-6	< 0.66	U	5.0	0.66	ug/L
cis-1,3-Dichloropropene	10061-01-5	< 0.66	U	5.0	0.66	ug/L
1,1,2-Trichloroethane	79-00-5	< 0.62	U	5.0	0.62	ug/L
2-Hexanone	591-78-6	< 0.60	U	25	0.60	ug/L
Dibromochloromethane	124-48-1	< 0.66	U	5.0	0.66	ug/L
Tetrachloroethene	127-18-4	< 0.70	U	5.0	0.70	ug/L
Chlorobenzene	108-90-7	< 0.78	U	5.0	0.78	ug/L
Ethyl Benzene	100-41-4	< 0.76	U	5.0	0.76	ug/L
Xylenes	136777-61-2	< 1.5	U	5.0	1.5	ug/L
o-Xylene	95-47-6	< 0.72	U	5.0	0.72	ug/L
Styrene	100-42-5	< 0.92	U	5.0	0.92	ug/L
Bromoform	75-25-2	< 0.49	U	5.0	0.49	ug/L

Chemtech Consulting Group

Volatiles
SW-846

SDG No.: S1039

Client: Shaw E & I, Inc.

Sample ID:	S1039-08	**Client ID:**	TB
Date Collected:	1/6/2004	**Date Received:**	1/6/2004
Date Analyzed:	1/7/2004	**Matrix:**	WATER
File ID:	VJ010706.D	**Analytical Run ID:**	VJ123003
Dilution:	1	**Instrument ID:**	MSVOAJ
Analytical Method:	8260	**Associated Blank:**	VBJ0107W1
Sample Wt/Wol:	5.0 **Units:** mL	**Soil Extract Vol:**	
Soil Aliquot Vol:		**% Moisture:**	100

Parameter	CAS Number	Concentration	C	RDL	MDL	Units
1,1,2,2-Tetrachloroethane	79-34-5	< 0.70	U	5.0	0.70	ug/L
SURROGATES						
1,2-Dichloroethane-d4	17060-07-0	44.94	90 %	68 - 135		SPK: 50
Dibromofluoromethane	1868-53-7	50.91	102 %	70 - 125		SPK: 50
Toluene-d8	2037-26-5	50.86	102 %	70 - 125		SPK: 50
4-Bromofluorobenzene	460-00-4	50.2	100 %	70 - 125		SPK: 50
INTERNAL STANDARDS						
Pentafluorobenzene	363-72-4	507491	4.26			
-Difluorobenzene	540-36-3	1063345	4.88			
...lorobenzene-d5	3114-55-4	907127	7.36			
1,4-Dichlorobenzene-d4	3855-82-1	334905	8.79			

Chemtech Consulting Group

Volatiles
SW-846

SDG No.: S1054
Client: Shaw E & I, Inc.

Sample ID: S1054-01 **Client ID:** SB-816-20

Date Collected: 1/7/2004 **Date Received:** 1/7/2004
Date Analyzed: 1/8/2004 **Matrix:** SOIL
File ID: VI010805.D **Analytical Run ID:** VI010604
Dilution: 1 **Instrument ID:** MSVOAI
Analytical Method: 8260 **Associated Blank:** VBI0107S1
Sample Wt/Vol: 5.0 **Units:** g **Soil Extract Vol:**
Soil Aliquot Vol: **% Moisture:** 6

Parameter	CAS Number	Concentration	C	RDL	MDL	Units
TARGETS						
Chloromethane	74-87-3	< 1.8	U	5.3	1.8	ug/Kg
Vinyl chloride	75-01-4	< 1.1	U	5.3	1.1	ug/Kg
Bromomethane	74-83-9	< 1.1	U	5.3	1.1	ug/Kg
Chloroethane	75-00-3	< 1.4	U	5.3	1.4	ug/Kg
1,1-Dichloroethene	75-35-4	< 1.2	U	5.3	1.2	ug/Kg
Acetone	67-64-1	< 3.7	U	27	3.7	ug/Kg
Carbon disulfide	75-15-0	< 1.4	U	5.3	1.4	ug/Kg
thylene Chloride	75-09-2	5.9	B	5.3	1.4	ug/Kg
ans-1,2-Dichloroethene	156-60-5	< 1.2	U	5.3	1.2	ug/Kg
1,1-Dichloroethane	75-34-3	< 0.96	U	5.3	0.96	ug/Kg
2-Butanone	78-93-3	< 5.3	U	27	5.3	ug/Kg
Carbon Tetrachloride	56-23-5	< 2.2	U	5.3	2.2	ug/Kg
cis-1,2-Dichloroethene	156-59-2	< 0.96	U	5.3	0.96	ug/Kg
Chloroform	67-66-3	< 1.1	U	5.3	1.1	ug/Kg
1,1,1-Trichloroethane	71-55-6	< 1.1	U	5.3	1.1	ug/Kg
Benzene	71-43-2	< 1.1	U	5.3	1.1	ug/Kg
1,2-Dichloroethane	107-06-2	< 1.2	U	5.3	1.2	ug/Kg
Trichloroethene	79-01-6	< 1.1	U	5.3	1.1	ug/Kg
1,2-Dichloropropane	78-87-5	< 0.85	U	5.3	0.85	ug/Kg
Bromodichloromethane	75-27-4	< 0.85	U	5.3	0.85	ug/Kg
4-Methyl-2-Pentanone	108-10-1	< 4.3	U	27	4.3	ug/Kg
Toluene	108-88-3	< 1.2	U	5.3	1.2	ug/Kg
t-1,3-Dichloropropene	10061-02-6	< 1.1	U	5.3	1.1	ug/Kg
cis-1,3-Dichloropropene	10061-01-5	< 0.96	U	5.3	0.96	ug/Kg
1,1,2-Trichloroethane	79-00-5	< 1.2	U	5.3	1.2	ug/Kg
2-Hexanone	591-78-6	< 5.3	U	27	5.3	ug/Kg
Dibromochloromethane	124-48-1	< 0.96	U	5.3	0.96	ug/Kg
Tetrachloroethene	127-18-4	< 1.3	U	5.3	1.3	ug/Kg
Chlorobenzene	108-90-7	< 1.2	U	5.3	1.2	ug/Kg
thyl Benzene	100-41-4	< 1.1	U	5.3	1.1	ug/Kg
Xylenes	136777-61-2	< 3.0	U	5.3	3.0	ug/Kg
o-Xylene	95-47-6	< 1.2	U	5.3	1.2	ug/Kg
Styrene	100-42-5	< 1.5	U	5.3	1.5	ug/Kg
Bromoform	75-25-2	< 1.2	U	5.3	1.2	ug/Kg

Chemtech Consulting Group

Volatiles
SW-846

SDG No.: S1054

Client: Shaw E & I, Inc.

Sample ID:	S1054-01	**Client ID:**	SB-816-20
Date Collected:	1/7/2004	**Date Received:**	1/7/2004
Date Analyzed:	1/8/2004	**Matrix:**	SOIL
File ID:	VI010805.D	**Analytical Run ID:**	VI010604
Dilution:	1	**Instrument ID:**	MSVOAI
Analytical Method:	8260	**Associated Blank:**	VBI0107S1
Sample Wt/Wol:	5.0 **Units:** g	**Soil Extract Vol:**	
Soil Aliquot Vol:		**% Moisture:**	6

Parameter	CAS Number	Concentration	C	RDL	MDL	Units
1,1,2,2-Tetrachloroethane	79-34-5	< 1.1	U	5.3	1.1	ug/Kg
SURROGATES						
1,2-Dichloroethane-d4	17060-07-0	52.29	105 %	70 - 121		SPK: 50
Dibromofluoromethane	1868-53-7	52.46	105 %	80 - 120		SPK: 50
Toluene-d8	2037-26-5	46.43	93 %	81 - 117		SPK: 50
4-Bromofluorobenzene	460-00-4	52.31	105 %	74 - 121		SPK: 50
INTERNAL STANDARDS						
Pentafluorobenzene	363-72-4	452298	4.04			
-Difluorobenzene	540-36-3	909537	4.50			
Chlorobenzene-d5	3114-55-4	820268	7.57			
1,4-Dichlorobenzene-d4	3855-82-1	402747	9.80			

Chemtech Consulting Group

Volatiles
SW-846

SDG No.: S1054
Client: Shaw E & I, Inc.

Sample ID: S1054-02 **Client ID:** SB-912-16

Date Collected: 1/7/2004 **Date Received:** 1/7/2004
Date Analyzed: 1/8/2004 **Matrix:** SOIL
File ID: VI010806.D **Analytical Run ID:** VI010604
Dilution: 1 **Instrument ID:** MSVOAI
Analytical Method: 8260 **Associated Blank:** VBI0107S1
Sample Wt/Vol: 5.0 **Units:** g **Soil Extract Vol:**
Soil Aliquot Vol: **% Moisture:** 4

Parameter	CAS Number	Concentration	C	RDL	MDL	Units
TARGETS						
Chloromethane	74-87-3	< 1.8	U	5.2	1.8	ug/Kg
Vinyl chloride	75-01-4	< 1.0	U	5.2	1.0	ug/Kg
Bromomethane	74-83-9	< 1.0	U	5.2	1.0	ug/Kg
Chloroethane	75-00-3	< 1.4	U	5.2	1.4	ug/Kg
1,1-Dichloroethene	75-35-4	< 1.1	U	5.2	1.1	ug/Kg
Acetone	67-64-1	< 3.6	U	26	3.6	ug/Kg
Carbon disulfide	75-15-0	< 1.4	U	5.2	1.4	ug/Kg
thylene Chloride	75-09-2	6.4	B	5.2	1.4	ug/Kg
trans-1,2-Dichloroethene	156-60-5	< 1.1	U	5.2	1.1	ug/Kg
1,1-Dichloroethane	75-34-3	< 0.94	U	5.2	0.94	ug/Kg
2-Butanone	78-93-3	< 5.2	U	26	5.2	ug/Kg
Carbon Tetrachloride	56-23-5	< 2.2	U	5.2	2.2	ug/Kg
cis-1,2-Dichloroethene	156-59-2	< 0.94	U	5.2	0.94	ug/Kg
Chloroform	67-66-3	< 1.0	U	5.2	1.0	ug/Kg
1,1,1-Trichloroethane	71-55-6	< 1.0	U	5.2	1.0	ug/Kg
Benzene	71-43-2	< 1.0	U	5.2	1.0	ug/Kg
1,2-Dichloroethane	107-06-2	< 1.1	U	5.2	1.1	ug/Kg
Trichloroethene	79-01-6	< 1.0	U	5.2	1.0	ug/Kg
1,2-Dichloropropane	78-87-5	< 0.83	U	5.2	0.83	ug/Kg
Bromodichloromethane	75-27-4	< 0.83	U	5.2	0.83	ug/Kg
4-Methyl-2-Pentanone	108-10-1	< 4.2	U	26	4.2	ug/Kg
Toluene	108-88-3	< 1.1	U	5.2	1.1	ug/Kg
t-1,3-Dichloropropene	10061-02-6	< 1.0	U	5.2	1.0	ug/Kg
cis-1,3-Dichloropropene	10061-01-5	< 0.94	U	5.2	0.94	ug/Kg
1,1,2-Trichloroethane	79-00-5	< 1.1	U	5.2	1.1	ug/Kg
2-Hexanone	591-78-6	< 5.2	U	26	5.2	ug/Kg
Dibromochloromethane	124-48-1	< 0.94	U	5.2	0.94	ug/Kg
Tetrachloroethene	127-18-4	< 1.2	U	5.2	1.2	ug/Kg
Chlorobenzene	108-90-7	< 1.1	U	5.2	1.1	ug/Kg
yl Benzene	100-41-4	< 1.0	U	5.2	1.0	ug/Kg
p-Xylenes	136777-61-2	< 2.9	U	5.2	2.9	ug/Kg
o-Xylene	95-47-6	< 1.1	U	5.2	1.1	ug/Kg
Styrene	100-42-5	< 1.5	U	5.2	1.5	ug/Kg
Bromoform	75-25-2	< 1.1	U	5.2	1.1	ug/Kg

Chemtech Consulting Group

Volatiles
SW-846

SDG No.: S1054
Client: Shaw E & I, Inc.

Sample ID: S1054-02 **Client ID:** SB-912-16

Date Collected: 1/7/2004 **Date Received:** 1/7/2004
Date Analyzed: 1/8/2004 **Matrix:** SOIL
File ID: VI010806.D **Analytical Run ID:** VI010604
Dilution: 1 **Instrument ID:** MSVOAI
Analytical Method: 8260 **Associated Blank:** VBI0107S1
Sample Wt/Vol: 5.0 **Units:** g **Soil Extract Vol:**
Soil Aliquot Vol: **% Moisture:** 4

Parameter	CAS Number	Concentration	C	RDL	MDL	Units
1,1,2,2-Tetrachloroethane	79-34-5	< 1.0	U	5.2	1.0	ug/Kg
SURROGATES						
1,2-Dichloroethane-d4	17060-07-0	53.63	107 %	70 - 121		SPK: 50
Dibromofluoromethane	1868-53-7	50.59	101 %	80 - 120		SPK: 50
Toluene-d8	2037-26-5	46.81	94 %	81 - 117		SPK: 50
4-Bromofluorobenzene	460-00-4	49.29	99 %	74 - 121		SPK: 50
INTERNAL STANDARDS						
Pentafluorobenzene	363-72-4	438201	4.05			
Difluorobenzene	540-36-3	889690	4.50			
Chlorobenzene-d5	3114-55-4	836691	7.57			
1,4-Dichlorobenzene-d4	3855-82-1	371915	9.80			

Chemtech Consulting Group

Volatiles
SW-846

SDG No.: S1054
Client: Shaw E & I, Inc.

Sample ID: S1054-03 **Client ID:** SB-1012-16

Date Collected: 1/7/2004 **Date Received:** 1/7/2004
Date Analyzed: 1/8/2004 **Matrix:** SOIL
File ID: VI010807.D **Analytical Run ID:** VI010604
Dilution: 1 **Instrument ID:** MSVOAI
Analytical Method: 8260 **Associated Blank:** VBI0107S1
Sample Wt/Vol: 5.0 **Units:** g **Soil Extract Vol:**
Soil Aliquot Vol: **% Moisture:** 5

Parameter	CAS Number	Concentration	C	RDL	MDL	Units
TARGETS						
Chloromethane	74-87-3	< 1.8	U	5.3	1.8	ug/Kg
Vinyl chloride	75-01-4	< 1.1	U	5.3	1.1	ug/Kg
Bromomethane	74-83-9	< 1.1	U	5.3	1.1	ug/Kg
Chloroethane	75-00-3	< 1.4	U	5.3	1.4	ug/Kg
1,1-Dichloroethene	75-35-4	< 1.2	U	5.3	1.2	ug/Kg
Acetone	67-64-1	< 3.7	U	26	3.7	ug/Kg
Carbon disulfide	75-15-0	< 1.4	U	5.3	1.4	ug/Kg
thylene Chloride	75-09-2	7.6	B	5.3	1.4	ug/Kg
trans-1,2-Dichloroethene	156-60-5	< 1.2	U	5.3	1.2	ug/Kg
1,1-Dichloroethane	75-34-3	< 0.95	U	5.3	0.95	ug/Kg
2-Butanone	78-93-3	< 5.3	U	26	5.3	ug/Kg
Carbon Tetrachloride	56-23-5	< 2.2	U	5.3	2.2	ug/Kg
cis-1,2-Dichloroethene	156-59-2	< 0.95	U	5.3	0.95	ug/Kg
Chloroform	67-66-3	< 1.1	U	5.3	1.1	ug/Kg
1,1,1-Trichloroethane	71-55-6	< 1.1	U	5.3	1.1	ug/Kg
Benzene	71-43-2	< 1.1	U	5.3	1.1	ug/Kg
1,2-Dichloroethane	107-06-2	< 1.2	U	5.3	1.2	ug/Kg
Trichloroethene	79-01-6	< 1.1	U	5.3	1.1	ug/Kg
1,2-Dichloropropane	78-87-5	< 0.84	U	5.3	0.84	ug/Kg
Bromodichloromethane	75-27-4	< 0.84	U	5.3	0.84	ug/Kg
4-Methyl-2-Pentanone	108-10-1	< 4.2	U	26	4.2	ug/Kg
Toluene	108-88-3	< 1.2	U	5.3	1.2	ug/Kg
t-1,3-Dichloropropene	10061-02-6	< 1.1	U	5.3	1.1	ug/Kg
cis-1,3-Dichloropropene	10061-01-5	< 0.95	U	5.3	0.95	ug/Kg
1,1,2-Trichloroethane	79-00-5	< 1.2	U	5.3	1.2	ug/Kg
2-Hexanone	591-78-6	< 5.3	U	26	5.3	ug/Kg
Dibromochloromethane	124-48-1	< 0.95	U	5.3	0.95	ug/Kg
Tetrachloroethene	127-18-4	< 1.3	U	5.3	1.3	ug/Kg
Chlorobenzene	108-90-7	< 1.2	U	5.3	1.2	ug/Kg
yl Benzene	100-41-4	< 1.1	U	5.3	1.1	ug/Kg
p-Xylenes	136777-61-2	< 2.9	U	5.3	2.9	ug/Kg
o-Xylene	95-47-6	< 1.2	U	5.3	1.2	ug/Kg
Styrene	100-42-5	< 1.5	U	5.3	1.5	ug/Kg
Bromoform	75-25-2	< 1.2	U	5.3	1.2	ug/Kg

Chemtech Consulting Group

Volatiles
SW-846

SDG No.: S1054

Client: Shaw E & I, Inc.

Sample ID: S1054-03 **Client ID:** SB-1012-16

Date Collected: 1/7/2004 **Date Received:** 1/7/2004
Date Analyzed: 1/8/2004 **Matrix:** SOIL
File ID: VI010807.D **Analytical Run ID:** VI010604
Dilution: 1 **Instrument ID:** MSVOAI
Analytical Method: 8260 **Associated Blank:** VBI0107S1
Sample Wt/Vol: 5.0 **Units:** g **Soil Extract Vol:**
Soil Aliquot Vol: **% Moisture:** 5

Parameter	CAS Number	Concentration	C	RDL	MDL	Units
1,1,2,2-Tetrachloroethane	79-34-5	< 1.1	U	5.3	1.1	ug/Kg
SURROGATES						
1,2-Dichloroethane-d4	17060-07-0	48.69	97 %	70 - 121		SPK: 50
Dibromofluoromethane	1868-53-7	51.52	103 %	80 - 120		SPK: 50
Toluene-d8	2037-26-5	47.51	95 %	81 - 117		SPK: 50
4-Bromofluorobenzene	460-00-4	47.77	96 %	74 - 121		SPK: 50
INTERNAL STANDARDS						
Pentafluorobenzene	363-72-4	473716	4.05			
-Difluorobenzene	540-36-3	910784	4.50			
nlorobenzene-d5	3114-55-4	830457	7.57			
1,4-Dichlorobenzene-d4	3855-82-1	383086	9.80			

Chemtech Consulting Group

Volatiles
SW-846

SDG No.: S1054
Client: Shaw E & I, Inc.

Sample ID: S1054-04 **Client ID:** SB-1112-16

Date Collected: 1/7/2004 **Date Received:** 1/7/2004
Date Analyzed: 1/8/2004 **Matrix:** SOIL
File ID: VI010808.D **Analytical Run ID:** VI010604
Dilution: 1 **Instrument ID:** MSVOAI
Analytical Method: 8260 **Associated Blank:** VBI0107S1
Sample Wt/Wol: 5.0 **Units:** g **Soil Extract Vol:**
Soil Aliquot Vol: **% Moisture:** 4

Parameter	CAS Number	Concentration	C	RDL	MDL	Units
TARGETS						
Chloromethane	74-87-3	< 1.8	U	5.2	1.8	ug/Kg
Vinyl chloride	75-01-4	< 1.0	U	5.2	1.0	ug/Kg
Bromomethane	74-83-9	< 1.0	U	5.2	1.0	ug/Kg
Chloroethane	75-00-3	< 1.4	U	5.2	1.4	ug/Kg
1,1-Dichloroethene	75-35-4	< 1.1	U	5.2	1.1	ug/Kg
Acetone	67-64-1	< 3.6	U	26	3.6	ug/Kg
Carbon disulfide	75-15-0	< 1.4	U	5.2	1.4	ug/Kg
hylene Chloride	75-09-2	6.9	B	5.2	1.4	ug/Kg
trans-1,2-Dichloroethene	156-60-5	< 1.1	U	5.2	1.1	ug/Kg
1,1-Dichloroethane	75-34-3	< 0.94	U	5.2	0.94	ug/Kg
2-Butanone	78-93-3	< 5.2	U	26	5.2	ug/Kg
Carbon Tetrachloride	56-23-5	< 2.2	U	5.2	2.2	ug/Kg
cis-1,2-Dichloroethene	156-59-2	< 0.94	U	5.2	0.94	ug/Kg
Chloroform	67-66-3	< 1.0	U	5.2	1.0	ug/Kg
1,1,1-Trichloroethane	71-55-6	< 1.0	U	5.2	1.0	ug/Kg
Benzene	71-43-2	< 1.0	U	5.2	1.0	ug/Kg
1,2-Dichloroethane	107-06-2	< 1.1	U	5.2	1.1	ug/Kg
Trichloroethene	79-01-6	< 1.0	U	5.2	1.0	ug/Kg
1,2-Dichloropropane	78-87-5	< 0.83	U	5.2	0.83	ug/Kg
Bromodichloromethane	75-27-4	< 0.83	U	5.2	0.83	ug/Kg
4-Methyl-2-Pentanone	108-10-1	< 4.2	U	26	4.2	ug/Kg
Toluene	108-88-3	< 1.1	U	5.2	1.1	ug/Kg
t-1,3-Dichloropropene	10061-02-6	< 1.0	U	5.2	1.0	ug/Kg
cis-1,3-Dichloropropene	10061-01-5	< 0.94	U	5.2	0.94	ug/Kg
1,1,2-Trichloroethane	79-00-5	< 1.1	U	5.2	1.1	ug/Kg
2-Hexanone	591-78-6	< 5.2	U	26	5.2	ug/Kg
Dibromochloromethane	124-48-1	< 0.94	U	5.2	0.94	ug/Kg
Tetrachloroethene	127-18-4	< 1.2	U	5.2	1.2	ug/Kg
Chlorobenzene	108-90-7	< 1.1	U	5.2	1.1	ug/Kg
l Benzene	100-41-4	< 1.0	U	5.2	1.0	ug/Kg
-Xylenes	136777-61-2	< 2.9	U	5.2	2.9	ug/Kg
o-Xylene	95-47-6	< 1.1	U	5.2	1.1	ug/Kg
Styrene	100-42-5	< 1.5	U	5.2	1.5	ug/Kg
Bromoform	75-25-2	< 1.1	U	5.2	1.1	ug/Kg

Chemtech Consulting Group

Volatiles
SW-846

SDG No.: S1054

Client: Shaw E & I, Inc.

Sample ID:	S1054-04	**Client ID:**	SB-1112-16
Date Collected:	1/7/2004	**Date Received:**	1/7/2004
Date Analyzed:	1/8/2004	**Matrix:**	SOIL
File ID:	VI010808.D	**Analytical Run ID:**	VI010604
Dilution:	1	**Instrument ID:**	MSVOAI
Analytical Method:	8260	**Associated Blank:**	VBI0107S1
Sample Wt/Vol:	5.0 **Units:** g	**Soil Extract Vol:**	
Soil Aliquot Vol:		**% Moisture:**	4

Parameter	CAS Number	Concentration	C	RDL	MDL	Units
1,1,2,2-Tetrachloroethane	79-34-5	< 1.0	U	5.2	1.0	ug/Kg
SURROGATES						
1,2-Dichloroethane-d4	17060-07-0	54.69	109 %	70 - 121		SPK: 50
Dibromofluoromethane	1868-53-7	52.75	105 %	80 - 120		SPK: 50
Toluene-d8	2037-26-5	48.13	96 %	81 - 117		SPK: 50
4-Bromofluorobenzene	460-00-4	48.54	97 %	74 - 121		SPK: 50
INTERNAL STANDARDS						
Pentafluorobenzene	363-72-4	410111	4.05			
-Difluorobenzene	540-36-3	847493	4.50			
Chlorobenzene-d5	3114-55-4	773865	7.57			
1,4-Dichlorobenzene-d4	3855-82-1	366251	9.80			

Chemtech Consulting Group

Volatiles
SW-846

SDG No.: S1054
Client: Shaw E & I, Inc.

Sample ID: S1054-05 **Client ID:** SB-121216

Date Collected: 1/7/2004 **Date Received:** 1/7/2004
Date Analyzed: 1/8/2004 **Matrix:** SOIL
File ID: VI010809.D **Analytical Run ID:** VI010604
Dilution: 1 **Instrument ID:** MSVOAI
Analytical Method: 8260 **Associated Blank:** VBI0107S1
Sample Wt/Vol: 5.0 **Units:** g **Soil Extract Vol:**
Soil Aliquot Vol: **% Moisture:** 5

Parameter	CAS Number	Concentration	C	RDL	MDL	Units
TARGETS						
Chloromethane	74-87-3	< 1.8	U	5.3	1.8	ug/Kg
Vinyl chloride	75-01-4	< 1.1	U	5.3	1.1	ug/Kg
Bromomethane	74-83-9	< 1.1	U	5.3	1.1	ug/Kg
Chloroethane	75-00-3	< 1.4	U	5.3	1.4	ug/Kg
1,1-Dichloroethene	75-35-4	< 1.2	U	5.3	1.2	ug/Kg
Acetone	67-64-1	< 3.7	U	26	3.7	ug/Kg
Carbon disulfide	75-15-0	< 1.4	U	5.3	1.4	ug/Kg
Methylene Chloride	75-09-2	5.2	JB	5.3	1.4	ug/Kg
trans-1,2-Dichloroethene	156-60-5	< 1.2	U	5.3	1.2	ug/Kg
1,1-Dichloroethane	75-34-3	< 0.95	U	5.3	0.95	ug/Kg
2-Butanone	78-93-3	< 5.3	U	26	5.3	ug/Kg
Carbon Tetrachloride	56-23-5	< 2.2	U	5.3	2.2	ug/Kg
cis-1,2-Dichloroethene	156-59-2	< 0.95	U	5.3	0.95	ug/Kg
Chloroform	67-66-3	< 1.1	U	5.3	1.1	ug/Kg
1,1,1-Trichloroethane	71-55-6	< 1.1	U	5.3	1.1	ug/Kg
Benzene	71-43-2	< 1.1	U	5.3	1.1	ug/Kg
1,2-Dichloroethane	107-06-2	< 1.2	U	5.3	1.2	ug/Kg
Trichloroethene	79-01-6	< 1.1	U	5.3	1.1	ug/Kg
1,2-Dichloropropane	78-87-5	< 0.84	U	5.3	0.84	ug/Kg
Bromodichloromethane	75-27-4	< 0.84	U	5.3	0.84	ug/Kg
4-Methyl-2-Pentanone	108-10-1	< 4.2	U	26	4.2	ug/Kg
Toluene	108-88-3	< 1.2	U	5.3	1.2	ug/Kg
t-1,3-Dichloropropene	10061-02-6	< 1.1	U	5.3	1.1	ug/Kg
cis-1,3-Dichloropropene	10061-01-5	< 0.95	U	5.3	0.95	ug/Kg
1,1,2-Trichloroethane	79-00-5	< 1.2	U	5.3	1.2	ug/Kg
2-Hexanone	591-78-6	< 5.3	U	26	5.3	ug/Kg
Dibromochloromethane	124-48-1	< 0.95	U	5.3	0.95	ug/Kg
Tetrachloroethene	127-18-4	< 1.3	U	5.3	1.3	ug/Kg
Chlorobenzene	108-90-7	< 1.2	U	5.3	1.2	ug/Kg
Ethyl Benzene	100-41-4	< 1.1	U	5.3	1.1	ug/Kg
m,p-Xylenes	136777-61-2	< 2.9	U	5.3	2.9	ug/Kg
o-Xylene	95-47-6	< 1.2	U	5.3	1.2	ug/Kg
Styrene	100-42-5	< 1.5	U	5.3	1.5	ug/Kg
Bromoform	75-25-2	< 1.2	U	5.3	1.2	ug/Kg

Chemtech Consulting Group

Volatiles
SW-846

SDG No.: S1054

Client: Shaw E & I, Inc.

Sample ID:	S1054-05	**Client ID:**	SB-121216
Date Collected:	1/7/2004	**Date Received:**	1/7/2004
Date Analyzed:	1/8/2004	**Matrix:**	SOIL
File ID:	VI010809.D	**Analytical Run ID:**	VI010604
Dilution:	1	**Instrument ID:**	MSVOAI
Analytical Method:	8260	**Associated Blank:**	VBI0107S1
Sample Wt/Wol:	5.0 **Units:** g	**Soil Extract Vol:**	
Soil Aliquot Vol:		**% Moisture:**	5

Parameter	CAS Number	Concentration	C	RDL	MDL	Units
1,1,2,2-Tetrachloroethane	79-34-5	< 1.1	U	5.3	1.1	ug/Kg
SURROGATES						
1,2-Dichloroethane-d4	17060-07-0	49.09	98 %	70 - 121		SPK: 50
Dibromofluoromethane	1868-53-7	51.68	103 %	80 - 120		SPK: 50
Toluene-d8	2037-26-5	47.3	95 %	81 - 117		SPK: 50
4-Bromofluorobenzene	460-00-4	50.75	102 %	74 - 121		SPK: 50
INTERNAL STANDARDS						
Pentafluorobenzene	363-72-4	464587	4.06			
-Difluorobenzene	540-36-3	908596	4.50			
Chlorobenzene-d5	3114-55-4	814952	7.57			
1,4-Dichlorobenzene-d4	3855-82-1	410280	9.80			

Chemtech Consulting Group

Volatiles
SW-846

SDG No.: S1054
Client: Shaw E & I, Inc.

Sample ID: S1054-06 **Client ID:** SB-12

Date Collected: 1/7/2004 **Date Received:** 1/7/2004
Date Analyzed: 1/8/2004 **Matrix:** WATER
File ID: VJ010808.D **Analytical Run ID:** VJ123003
Dilution: 1 **Instrument ID:** MSVOAJ
Analytical Method: 8260 **Associated Blank:** VBJ0108W1
Sample Wt/Wol: 5.0 **Units:** mL **Soil Extract Vol:**
Soil Aliquot Vol: **% Moisture:** 100

Parameter	CAS Number	Concentration	C	RDL	MDL	Units
TARGETS						
Chloromethane	74-87-3	< 0.51	U	5.0	0.51	ug/L
Vinyl chloride	75-01-4	< 0.79	U	5.0	0.79	ug/L
Bromomethane	74-83-9	< 0.38	U	5.0	0.38	ug/L
Chloroethane	75-00-3	< 2.4	U	5.0	2.4	ug/L
1,1-Dichloroethene	75-35-4	< 0.69	U	5.0	0.69	ug/L
Acetone	67-64-1	< 3.5	U	25	3.5	ug/L
Carbon disulfide	75-15-0	< 0.72	U	5.0	0.72	ug/L
thylene Chloride	75-09-2	< 1.8	U	5.0	1.8	ug/L
trans-1,2-Dichloroethene	156-60-5	< 0.81	U	5.0	0.81	ug/L
1,1-Dichloroethane	75-34-3	< 0.66	U	5.0	0.66	ug/L
2-Butanone	78-93-3	< 2.3	U	25	2.3	ug/L
Carbon Tetrachloride	56-23-5	< 0.47	U	5.0	0.47	ug/L
cis-1,2-Dichloroethene	156-59-2	< 0.62	U	5.0	0.62	ug/L
Chloroform	67-66-3	< 0.61	U	5.0	0.61	ug/L
1,1,1-Trichloroethane	71-55-6	< 0.75	U	5.0	0.75	ug/L
Benzene	71-43-2	< 0.71	U	5.0	0.71	ug/L
1,2-Dichloroethane	107-06-2	< 0.56	U	5.0	0.56	ug/L
Trichloroethene	79-01-6	< 0.72	U	5.0	0.72	ug/L
1,2-Dichloropropane	78-87-5	< 0.73	U	5.0	0.73	ug/L
Bromodichloromethane	75-27-4	< 0.73	U	5.0	0.73	ug/L
4-Methyl-2-Pentanone	108-10-1	< 0.81	U	25	0.81	ug/L
Toluene	108-88-3	< 0.71	U	5.0	0.71	ug/L
t-1,3-Dichloropropene	10061-02-6	< 0.66	U	5.0	0.66	ug/L
cis-1,3-Dichloropropene	10061-01-5	< 0.66	U	5.0	0.66	ug/L
1,1,2-Trichloroethane	79-00-5	< 0.62	U	5.0	0.62	ug/L
2-Hexanone	591-78-6	< 0.60	U	25	0.60	ug/L
Dibromochloromethane	124-48-1	< 0.66	U	5.0	0.66	ug/L
Tetrachloroethene	127-18-4	< 0.70	U	5.0	0.70	ug/L
Chlorobenzene	108-90-7	< 0.78	U	5.0	0.78	ug/L
yl Benzene	100-41-4	< 0.76	U	5.0	0.76	ug/L
-Xylenes	136777-61-2	< 1.5	U	5.0	1.5	ug/L
o-Xylene	95-47-6	< 0.72	U	5.0	0.72	ug/L
Styrene	100-42-5	< 0.92	U	5.0	0.92	ug/L
Bromoform	75-25-2	< 0.49	U	5.0	0.49	ug/L

Chemtech Consulting Group

Volatiles
SW-846

SDG No.: S1054
Client: Shaw E & I, Inc.

Sample ID: S1054-06 Client ID: SB-12

Date Collected: 1/7/2004 Date Received: 1/7/2004
Date Analyzed: 1/8/2004 Matrix: WATER
File ID: VJ010808.D Analytical Run ID: VJ123003
Dilution: 1 Instrument ID: MSVOAJ
Analytical Method: 8260 Associated Blank: VBJ0108W1
Sample Wt/Vol: 5.0 Units: mL Soil Extract Vol:
Soil Aliquot Vol: % Moisture: 100

Parameter	CAS Number	Concentration	C	RDL	MDL	Units
1,1,2,2-Tetrachloroethane	79-34-5	< 0.70	U	5.0	0.70	ug/L
SURROGATES						
1,2-Dichloroethane-d4	17060-07-0	45.06	90 %	68 - 135		SPK: 50
Dibromofluoromethane	1868-53-7	51.69	103 %	70 - 125		SPK: 50
Toluene-d8	2037-26-5	53.55	107 %	70 - 125		SPK: 50
4-Bromofluorobenzene	460-00-4	49.61	99 %	70 - 125		SPK: 50
INTERNAL STANDARDS						
Pentafluorobenzene	363-72-4	495343	4.26			
Difluorobenzene	540-36-3	993585	4.88			
Chlorobenzene-d5	3114-55-4	861446	7.36			
1,4-Dichlorobenzene-d4	3855-82-1	332811	8.79			

Chemtech Consulting Group

Volatiles
SW-846

SDG No.: S1054

Client: Shaw E & I, Inc.

Sample ID:	S1054-07	**Client ID:**	FIELDBLANK
Date Collected:	1/7/2004	**Date Received:**	1/7/2004
Date Analyzed:	1/8/2004	**Matrix:**	WATER
File ID:	VJ010807.D	**Analytical Run ID:**	VJ123003
Dilution:	1	**Instrument ID:**	MSVOAJ
Analytical Method:	8260	**Associated Blank:**	VBJ0108W1
Sample Wt/Vol:	5.0 **Units:** mL	**Soil Extract Vol:**	
Soil Aliquot Vol:		**% Moisture:**	100

Parameter	CAS Number	Concentration	C	RDL	MDL	Units
TARGETS						
Chloromethane	74-87-3	< 0.51	U	5.0	0.51	ug/L
Vinyl chloride	75-01-4	< 0.79	U	5.0	0.79	ug/L
Bromomethane	74-83-9	< 0.38	U	5.0	0.38	ug/L
Chloroethane	75-00-3	< 2.4	U	5.0	2.4	ug/L
1,1-Dichloroethene	75-35-4	< 0.69	U	5.0	0.69	ug/L
Acetone	67-64-1	< 3.5	U	25	3.5	ug/L
rbon disulfide	75-15-0	< 0.72	U	5.0	0.72	ug/L
thylene Chloride	75-09-2	< 1.8	U	5.0	1.8	ug/L
trans-1,2-Dichloroethene	156-60-5	< 0.81	U	5.0	0.81	ug/L
1,1-Dichloroethane	75-34-3	< 0.66	U	5.0	0.66	ug/L
2-Butanone	78-93-3	< 2.3	U	25	2.3	ug/L
Carbon Tetrachloride	56-23-5	< 0.47	U	5.0	0.47	ug/L
cis-1,2-Dichloroethene	156-59-2	< 0.62	U	5.0	0.62	ug/L
Chloroform	67-66-3	< 0.61	U	5.0	0.61	ug/L
1,1,1-Trichloroethane	71-55-6	< 0.75	U	5.0	0.75	ug/L
Benzene	71-43-2	< 0.71	U	5.0	0.71	ug/L
1,2-Dichloroethane	107-06-2	< 0.56	U	5.0	0.56	ug/L
Trichloroethene	79-01-6	< 0.72	U	5.0	0.72	ug/L
1,2-Dichloropropane	78-87-5	< 0.73	U	5.0	0.73	ug/L
Bromodichloromethane	75-27-4	< 0.73	U	5.0	0.73	ug/L
4-Methyl-2-Pentanone	108-10-1	< 0.81	U	25	0.81	ug/L
Toluene	108-88-3	< 0.71	U	5.0	0.71	ug/L
t-1,3-Dichloropropene	10061-02-6	< 0.66	U	5.0	0.66	ug/L
cis-1,3-Dichloropropene	10061-01-5	< 0.66	U	5.0	0.66	ug/L
1,1,2-Trichloroethane	79-00-5	< 0.62	U	5.0	0.62	ug/L
2-Hexanone	591-78-6	< 0.60	U	25	0.60	ug/L
Dibromochloromethane	124-48-1	< 0.66	U	5.0	0.66	ug/L
Tetrachloroethene	127-18-4	< 0.70	U	5.0	0.70	ug/L
Chlorobenzene	108-90-7	< 0.78	U	5.0	0.78	ug/L
l Benzene	100-41-4	< 0.76	U	5.0	0.76	ug/L
m/p-Xylenes	136777-61-2	< 1.5	U	5.0	1.5	ug/L
o-Xylene	95-47-6	< 0.72	U	5.0	0.72	ug/L
Styrene	100-42-5	< 0.92	U	5.0	0.92	ug/L
Bromoform	75-25-2	< 0.49	U	5.0	0.49	ug/L

Chemtech Consulting Group

Volatiles
SW-846

SDG No.: S1054

Client: Shaw E & I, Inc.

Sample ID:	S1054-07	**Client ID:**	FIELDBLANK
Date Collected:	1/7/2004	**Date Received:**	1/7/2004
Date Analyzed:	1/8/2004	**Matrix:**	WATER
File ID:	VJ010807.D	**Analytical Run ID:**	VJ123003
Dilution:	1	**Instrument ID:**	MSVOAJ
Analytical Method:	8260	**Associated Blank:**	VBJ0108W1
Sample Wt/Vol:	5.0 **Units:** mL	**Soil Extract Vol:**	
Soil Aliquot Vol:		**% Moisture:**	100

Parameter	CAS Number	Concentration	C	RDL	MDL	Units
1,1,2,2-Tetrachloroethane	79-34-5	< 0.70	U	5.0	0.70	ug/L
SURROGATES						
1,2-Dichloroethane-d4	17060-07-0	45.51	91 %	68 - 135		SPK: 50
Dibromofluoromethane	1868-53-7	51	102 %	70 - 125		SPK: 50
Toluene-d8	2037-26-5	51.51	103 %	70 - 125		SPK: 50
4-Bromofluorobenzene	460-00-4	49.05	98 %	70 - 125		SPK: 50
INTERNAL STANDARDS						
Pentafluorobenzene	363-72-4	489579	4.26			
'-Difluorobenzene	540-36-3	1008405	4.88			
..lorobenzene-d5	3114-55-4	858043	7.36			
1,4-Dichlorobenzene-d4	3855-82-1	318839	8.78			

Chemtech Consulting Group

Volatiles
SW-846

SDG No.: S1054
Client: Shaw E & I, Inc.

Sample ID: S1054-08 **Client ID:** TRIPBLANK

Date Collected: 1/7/2004 **Date Received:** 1/7/2004
Date Analyzed: 1/8/2004 **Matrix:** WATER
File ID: VJ010806.D **Analytical Run ID:** VJ123003
Dilution: 1 **Instrument ID:** MSVOAJ
Analytical Method: 8260 **Associated Blank:** VBJ0108W1
Sample Wt/Vol: 5.0 **Units:** mL **Soil Extract Vol:**
Soil Aliquot Vol: **% Moisture:** 100

Parameter	CAS Number	Concentration	C	RDL	MDL	Units
TARGETS						
Chloromethane	74-87-3	< 0.51	U	5.0	0.51	ug/L
Vinyl chloride	75-01-4	< 0.79	U	5.0	0.79	ug/L
Bromomethane	74-83-9	< 0.38	U	5.0	0.38	ug/L
Chloroethane	75-00-3	< 2.4	U	5.0	2.4	ug/L
1,1-Dichloroethene	75-35-4	< 0.69	U	5.0	0.69	ug/L
Acetone	67-64-1	< 3.5	U	25	3.5	ug/L
Carbon disulfide	75-15-0	< 0.72	U	5.0	0.72	ug/L
ethylene Chloride	75-09-2	< 1.8	U	5.0	1.8	ug/L
trans-1,2-Dichloroethene	156-60-5	< 0.81	U	5.0	0.81	ug/L
1,1-Dichloroethane	75-34-3	< 0.66	U	5.0	0.66	ug/L
2-Butanone	78-93-3	< 2.3	U	25	2.3	ug/L
Carbon Tetrachloride	56-23-5	< 0.47	U	5.0	0.47	ug/L
cis-1,2-Dichloroethene	156-59-2	< 0.62	U	5.0	0.62	ug/L
Chloroform	67-66-3	< 0.61	U	5.0	0.61	ug/L
1,1,1-Trichloroethane	71-55-6	< 0.75	U	5.0	0.75	ug/L
Benzene	71-43-2	< 0.71	U	5.0	0.71	ug/L
1,2-Dichloroethane	107-06-2	< 0.56	U	5.0	0.56	ug/L
Trichloroethene	79-01-6	< 0.72	U	5.0	0.72	ug/L
1,2-Dichloropropane	78-87-5	< 0.73	U	5.0	0.73	ug/L
Bromodichloromethane	75-27-4	< 0.73	U	5.0	0.73	ug/L
4-Methyl-2-Pentanone	108-10-1	< 0.81	U	25	0.81	ug/L
Toluene	108-88-3	< 0.71	U	5.0	0.71	ug/L
t-1,3-Dichloropropene	10061-02-6	< 0.66	U	5.0	0.66	ug/L
cis-1,3-Dichloropropene	10061-01-5	< 0.66	U	5.0	0.66	ug/L
1,1,2-Trichloroethane	79-00-5	< 0.62	U	5.0	0.62	ug/L
2-Hexanone	591-78-6	< 0.60	U	25	0.60	ug/L
Dibromochloromethane	124-48-1	< 0.66	U	5.0	0.66	ug/L
Tetrachloroethene	127-18-4	< 0.70	U	5.0	0.70	ug/L
Chlorobenzene	108-90-7	< 0.78	U	5.0	0.78	ug/L
yl Benzene	100-41-4	< 0.76	U	5.0	0.76	ug/L
p-Xylenes	136777-61-2	< 1.5	U	5.0	1.5	ug/L
o-Xylene	95-47-6	< 0.72	U	5.0	0.72	ug/L
Styrene	100-42-5	< 0.92	U	5.0	0.92	ug/L
Bromoform	75-25-2	< 0.49	U	5.0	0.49	ug/L

Chemtech Consulting Group

Volatiles
SW-846

SDG No.: S1054
Client: Shaw E & I, Inc.

Sample ID:	S1054-08	**Client ID:**	TRIPBLANK
Date Collected:	1/7/2004	**Date Received:**	1/7/2004
Date Analyzed:	1/8/2004	**Matrix:**	WATER
File ID:	VJ010806.D	**Analytical Run ID:**	VJ123003
Dilution:	1	**Instrument ID:**	MSVOAJ
Analytical Method:	8260	**Associated Blank:**	VBJ0108W1
Sample Wt/Vol:	5.0 **Units:** mL	**Soil Extract Vol:**	
Soil Aliquot Vol:		**% Moisture:**	100

Parameter	CAS Number	Concentration	C	RDL	MDL	Units
1,1,2,2-Tetrachloroethane	79-34-5	< 0.70	U	5.0	0.70	ug/L
SURROGATES						
1,2-Dichloroethane-d4	17060-07-0	45.73	91 %	68 - 135		SPK: 50
Dibromofluoromethane	1868-53-7	51.01	102 %	70 - 125		SPK: 50
Toluene-d8	2037-26-5	51.95	104 %	70 - 125		SPK: 50
4-Bromofluorobenzene	460-00-4	49.23	98 %	70 - 125		SPK: 50
INTERNAL STANDARDS						
Pentafluorobenzene	363-72-4	494039	4.25			
1-Difluorobenzene	540-36-3	1031444	4.88			
Chlorobenzene-d5	3114-55-4	872546	7.36			
1,4-Dichlorobenzene-d4	3855-82-1	328977	8.78			

CHEMTECH

CHAIN OF CUSTODY RECORD

284 Sheffield Street, Mountainside, NJ 07092
(908) 789-8900 Fax (908) 789-8922
www.chemtech.net

CHEMTECH JOB NO.:

CHEMTECH QUOTE NO.:

CLIENT INFORMATION

REPORT TO BE SENT TO:

COMPANY: Shaw E+I
ADDRESS: 92 North St
CITY: New Rochelle STATE: NY ZIP:
ATTENTION: Saul Ash
PHONE: (914) 633-9324 FAX:

PROJECT INFORMATION

PROJECT NAME: SCA
PROJECT NO.: 842150 LOCATION: Queens, NY
PROJECT MANAGER: Saul Ash
E-MAIL: saul.ash@shawgroup.com
PHONE: (914) 633-9324 FAX:

BILLING INFORMATION

BILL TO: Shaw E+I PO#:
ADDRESS: 92 North St
CITY: New Rochelle STATE: NY ZIP:
ATTENTION: Saul Ash PHONE: (914) 633-9324

DATA TURNAROUND INFORMATION

FAX: _____ DAYS *
HARD COPY: _____ DAYS *
EDD: _____ DAYS *
TO BE APPROVED BY CHEMTECH
NORMAL TURNAROUND TIME - 14 DAYS

DATA DELIVERABLE INFORMATION

☐ RESULTS ONLY ☐ NY STATE CATEGORY A
☐ RESULTS PLUS QC ☐ NY STATE CATEGORY B
☐ REGULATORY FORMAT, STATE: _____
☐ NEW JERSEY REDUCED DELIVERABLES
☐ CLP ☐ OTHER: _____
☐ EDD FORMAT: _____

ANALYSIS

8260 TCLVO
8260 TCLVO

CHEMTECH SAMPLE ID	PROJECT SAMPLE IDENTIFICATION	SAMPLE MATRIX	SAMPLE TYPE COMP	SAMPLE TYPE GRAB	SAMPLE COLLECTION DATE	SAMPLE COLLECTION TIME	# OF BOTTLES	PRESERVATIVES 1 (E)	2 (A)	3	4	5	6	7	8	9	COMMENTS
	SB-8 (16-20)	Soil			1/7/04	0810	2	X									
	SB-9 (12-16)	Soil			1/7/04	0936	2	X									
	SB-10 (12-16)				1/7/04	1202	2	X									
	SB-11 (12-16)	Soil			1/7/04	1313	2	X									
	SB-12 (12-16)	Soil			1/7/04	1402	2	X									
	SB-12	GW			1/7/04	1409	2		X								
	Field Blank	W			1/7/04	1440	2		X								
	Trip Blank	W			1/7/04	—	2		X								

← Specify Preservatives
A-HCl B-HNO_3
C-H_2SO_4 D-NaOH
E-ICE F-Other

SAMPLE CUSTODY MUST BE DOCUMENTED BELOW EACH TIME SAMPLES CHANGE POSSESSION INCLUDING COURIER DELIVERY

ENQUISHED BY SAMPLER:	DATE/TIME:	RECEIVED BY:
J. Tongeren	1/7/04 3:30	1. [signature] #107
ENQUISHED BY:	DATE/TIME:	RECEIVED BY: 2.
ENQUISHED BY:	DATE/TIME:	RECEIVED FOR LAB BY: 3.

Conditions of bottles or coolers at receipt: ☐ Complaint ☐ Non-Complaint ☐ Temp. of Cooler _____
MeOH extraction requires an additional 4 oz jar for percent solid.
Comments:

Page _____ of _____

SHIPPED VIA: CLIENT: ☐ HAND DELIVERED ☐ OVERNIGHT
CHEMTECH: ☐ PICKED UP ☐ OVERNIGHT

Shipment Complete: ☐ YES ☐ NO

Jan-09-2004 16:42 From-

Chemtech Consulting Group

Volatiles
SW-846

SDG No.: S1054
Client: Shaw E & I, Inc.

Sample ID: S1054-01 **Client ID:** SB-816-20

Date Collected: 1/7/2004 **Date Received:** 1/7/2004
Date Analyzed: 1/8/2004 **Matrix:** SOIL
File ID: VI010805.D **Analytical Run ID:** VI010604
Dilution: 1 **Instrument ID:** MSVOAI
Analytical Method: 8260 **Associated Blank:** VBI0107S1
Sample Wt/Vol: 5.0 **Units:** g **Soil Extract Vol:**
Soil Aliquot Vol: **% Moisture:** 6

Parameter	CAS Number	Concentration	C	RDL	MDL	Units
TARGETS						
Chloromethane	74-87-3	< 1.8	U	5.3	1.8	ug/Kg
Vinyl chloride	75-01-4	< 1.1	U	5.3	1.1	ug/Kg
Bromomethane	74-83-9	< 1.1	U	5.3	1.1	ug/Kg
Chloroethane	75-00-3	< 1.4	U	5.3	1.4	ug/Kg
1,1-Dichloroethene	75-35-4	< 1.2	U	5.3	1.2	ug/Kg
Acetone	67-64-1	< 3.7	U	27	3.7	ug/Kg
Carbon disulfide	75-15-0	< 1.4	U	5.3	1.4	ug/Kg
hylene Chloride	75-09-2	5.9	B	5.3	1.4	ug/Kg
-is-1,2-Dichloroethene	156-60-5	< 1.2	U	5.3	1.2	ug/Kg
1,1-Dichloroethane	75-34-3	< 0.96	U	5.3	0.96	ug/Kg
2-Butanone	78-93-3	< 5.3	U	27	5.3	ug/Kg
Carbon Tetrachloride	56-23-5	< 2.2	U	5.3	2.2	ug/Kg
cis-1,2-Dichloroethene	156-59-2	< 0.96	U	5.3	0.96	ug/Kg
Chloroform	67-66-3	< 1.1	U	5.3	1.1	ug/Kg
1,1,1-Trichloroethane	71-55-6	< 1.1	U	5.3	1.1	ug/Kg
Benzene	71-43-2	< 1.1	U	5.3	1.1	ug/Kg
1,2-Dichloroethane	107-06-2	< 1.2	U	5.3	1.2	ug/Kg
Trichloroethene	79-01-6	< 1.1	U	5.3	1.1	ug/Kg
1,2-Dichloropropane	78-87-5	< 0.85	U	5.3	0.85	ug/Kg
Bromodichloromethane	75-27-4	< 0.85	U	5.3	0.85	ug/Kg
4-Methyl-2-Pentanone	108-10-1	< 4.3	U	27	4.3	ug/Kg
Toluene	108-88-3	< 1.2	U	5.3	1.2	ug/Kg
t-1,3-Dichloropropene	10061-02-6	< 1.1	U	5.3	1.1	ug/Kg
cis-1,3-Dichloropropene	10061-01-5	< 0.96	U	5.3	0.96	ug/Kg
1,1,2-Trichloroethane	79-00-5	< 1.2	U	5.3	1.2	ug/Kg
2-Hexanone	591-78-6	< 5.3	U	27	5.3	ug/Kg
Dibromochloromethane	124-48-1	< 0.96	U	5.3	0.96	ug/Kg
Tetrachloroethene	127-18-4	< 1.3	U	5.3	1.3	ug/Kg
Chlorobenzene	108-90-7	< 1.2	U	5.3	1.2	ug/Kg
Ethyl Benzene	100-41-4	< 1.1	U	5.3	1.1	ug/Kg
Xylenes	136777-61-2	< 3.0	U	5.3	3.0	ug/Kg
o-Xylene	95-47-6	< 1.2	U	5.3	1.2	ug/Kg
Styrene	100-42-5	< 1.5	U	5.3	1.5	ug/Kg
Bromoform	75-25-2	< 1.2	U	5.3	1.2	ug/Kg

Chemtech Consulting Group

Volatiles
SW-846

SDG No.: S1054
Client: Shaw E & I, Inc.

Sample ID:	S1054-01	**Client ID:**	SB-816-20
Date Collected:	1/7/2004	**Date Received:**	1/7/2004
Date Analyzed:	1/8/2004	**Matrix:**	SOIL
File ID:	VI010805.D	**Analytical Run ID:**	VI010604
Dilution:	1	**Instrument ID:**	MSVOAI
Analytical Method:	8260	**Associated Blank:**	VBI0107S1
Sample Wt/Vol:	5.0 Units: g	**Soil Extract Vol:**	
Soil Aliquot Vol:		**% Moisture:**	6

Parameter	CAS Number	Concentration	C	RDL	MDL	Units
1,1,2,2-Tetrachloroethane	79-34-5	< 1.1	U	5.3	1.1	ug/Kg
SURROGATES						
1,2-Dichloroethane-d4	17060-07-0	52.29	105 %	70 - 121		SPK: 50
Dibromofluoromethane	1868-53-7	52.46	105 %	80 - 120		SPK: 50
Toluene-d8	2037-26-5	46.43	93 %	81 - 117		SPK: 50
4-Bromofluorobenzene	460-00-4	52.31	105 %	74 - 121		SPK: 50
INTERNAL STANDARDS						
Pentafluorobenzene	363-72-4	452298	4.04			
4-Difluorobenzene	540-36-3	909537	4.50			
orobenzene-d5	3114-55-4	820268	7.57			
1,4-Dichlorobenzene-d4	3855-82-1	402747	9.80			

Chemtech Consulting Group

Volatiles
SW-846

SDG No.: S1054

Client: Shaw E & I, Inc.

Sample ID:	S1054-02	**Client ID:**	SB-912-16
Date Collected:	1/7/2004	**Date Received:**	1/7/2004
Date Analyzed:	1/8/2004	**Matrix:**	SOIL
File ID:	VI010806.D	**Analytical Run ID:**	VI010604
Dilution:	1	**Instrument ID:**	MSVOAI
Analytical Method:	8260	**Associated Blank:**	VBI0107S1
Sample Wt/Vol:	5.0 **Units:** g	**Soil Extract Vol:**	
Soil Aliquot Vol:		**% Moisture:**	4

Parameter	CAS Number	Concentration	C	RDL	MDL	Units
TARGETS						
Chloromethane	74-87-3	< 1.8	U	5.2	1.8	ug/Kg
Vinyl chloride	75-01-4	< 1.0	U	5.2	1.0	ug/Kg
Bromomethane	74-83-9	< 1.0	U	5.2	1.0	ug/Kg
Chloroethane	75-00-3	< 1.4	U	5.2	1.4	ug/Kg
1,1-Dichloroethene	75-35-4	< 1.1	U	5.2	1.1	ug/Kg
Acetone	67-64-1	< 3.6	U	26	3.6	ug/Kg
Carbon disulfide	75-15-0	< 1.4	U	5.2	1.4	ug/Kg
thylene Chloride	75-09-2	6.4	B	5.2	1.4	ug/Kg
ans-1,2-Dichloroethene	156-60-5	< 1.1	U	5.2	1.1	ug/Kg
1,1-Dichloroethane	75-34-3	< 0.94	U	5.2	0.94	ug/Kg
2-Butanone	78-93-3	< 5.2	U	26	5.2	ug/Kg
Carbon Tetrachloride	56-23-5	< 2.2	U	5.2	2.2	ug/Kg
cis-1,2-Dichloroethene	156-59-2	< 0.94	U	5.2	0.94	ug/Kg
Chloroform	67-66-3	< 1.0	U	5.2	1.0	ug/Kg
1,1,1-Trichloroethane	71-55-6	< 1.0	U	5.2	1.0	ug/Kg
Benzene	71-43-2	< 1.0	U	5.2	1.0	ug/Kg
1,2-Dichloroethane	107-06-2	< 1.1	U	5.2	1.1	ug/Kg
Trichloroethene	79-01-6	< 1.0	U	5.2	1.0	ug/Kg
1,2-Dichloropropane	78-87-5	< 0.83	U	5.2	0.83	ug/Kg
Bromodichloromethane	75-27-4	< 0.83	U	5.2	0.83	ug/Kg
4-Methyl-2-Pentanone	108-10-1	< 4.2	U	26	4.2	ug/Kg
Toluene	108-88-3	< 1.1	U	5.2	1.1	ug/Kg
t-1,3-Dichloropropene	10061-02-6	< 1.0	U	5.2	1.0	ug/Kg
cis-1,3-Dichloropropene	10061-01-5	< 0.94	U	5.2	0.94	ug/Kg
1,1,2-Trichloroethane	79-00-5	< 1.1	U	5.2	1.1	ug/Kg
2-Hexanone	591-78-6	< 5.2	U	26	5.2	ug/Kg
Dibromochloromethane	124-48-1	< 0.94	U	5.2	0.94	ug/Kg
Tetrachloroethene	127-18-4	< 1.2	U	5.2	1.2	ug/Kg
Chlorobenzene	108-90-7	< 1.1	U	5.2	1.1	ug/Kg
thyl Benzene	100-41-4	< 1.0	U	5.2	1.0	ug/Kg
-Xylenes	136777-61-2	< 2.9	U	5.2	2.9	ug/Kg
o-Xylene	95-47-6	< 1.1	U	5.2	1.1	ug/Kg
Styrene	100-42-5	< 1.5	U	5.2	1.5	ug/Kg
Bromoform	75-25-2	< 1.1	U	5.2	1.1	ug/Kg

Chemtech Consulting Group

Volatiles
SW-846

SDG No.: S1054

Client: Shaw E & I, Inc.

Sample ID:	S1054-02	**Client ID:**	SB-912-16
Date Collected:	1/7/2004	**Date Received:**	1/7/2004
Date Analyzed:	1/8/2004	**Matrix:**	SOIL
File ID:	VI010806.D	**Analytical Run ID:**	VI010604
Dilution:	1	**Instrument ID:**	MSVOAI
Analytical Method:	8260	**Associated Blank:**	VBI0107S1
Sample Wt/Vol:	5.0 **Units:** g	**Soil Extract Vol:**	
Soil Aliquot Vol:		**% Moisture:**	4

Parameter	CAS Number	Concentration	C	RDL	MDL	Units
1,1,2,2-Tetrachloroethane	79-34-5	< 1.0	U	5.2	1.0	ug/Kg
SURROGATES						
1,2-Dichloroethane-d4	17060-07-0	53.63	107 %	70 - 121		SPK: 50
Dibromofluoromethane	1868-53-7	50.59	101 %	80 - 120		SPK: 50
Toluene-d8	2037-26-5	46.81	94 %	81 - 117		SPK: 50
4-Bromofluorobenzene	460-00-4	49.29	99 %	74 - 121		SPK: 50
INTERNAL STANDARDS						
Pentafluorobenzene	363-72-4	438201	4.05			
Difluorobenzene	540-36-3	889690	4.50			
Chlorobenzene-d5	3114-55-4	836691	7.57			
1,4-Dichlorobenzene-d4	3855-82-1	371915	9.80			

Chemtech Consulting Group

Volatiles
SW-846

SDG No.: S1054

Client: Shaw E & I, Inc.

Sample ID: S1054-03 **Client ID:** SB-1012-16

Date Collected: 1/7/2004 **Date Received:** 1/7/2004
Date Analyzed: 1/8/2004 **Matrix:** SOIL
File ID: VI010807.D **Analytical Run ID:** VI010604
Dilution: 1 **Instrument ID:** MSVOAI
Analytical Method: 8260 **Associated Blank:** VBI0107S1
Sample Wt/Vol: 5.0 **Units:** g **Soil Extract Vol:**
Soil Aliquot Vol: **% Moisture:** 5

Parameter	CAS Number	Concentration	C	RDL	MDL	Units
TARGETS						
Chloromethane	74-87-3	< 1.8	U	5.3	1.8	ug/Kg
Vinyl chloride	75-01-4	< 1.1	U	5.3	1.1	ug/Kg
Bromomethane	74-83-9	< 1.1	U	5.3	1.1	ug/Kg
Chloroethane	75-00-3	< 1.4	U	5.3	1.4	ug/Kg
1,1-Dichloroethene	75-35-4	< 1.2	U	5.3	1.2	ug/Kg
Acetone	67-64-1	< 3.7	U	26	3.7	ug/Kg
Carbon disulfide	75-15-0	< 1.4	U	5.3	1.4	ug/Kg
thylene Chloride	75-09-2	7.6	B	5.3	1.4	ug/Kg
ans-1,2-Dichloroethene	156-60-5	< 1.2	U	5.3	1.2	ug/Kg
1,1-Dichloroethane	75-34-3	< 0.95	U	5.3	0.95	ug/Kg
2-Butanone	78-93-3	< 5.3	U	26	5.3	ug/Kg
Carbon Tetrachloride	56-23-5	< 2.2	U	5.3	2.2	ug/Kg
cis-1,2-Dichloroethene	156-59-2	< 0.95	U	5.3	0.95	ug/Kg
Chloroform	67-66-3	< 1.1	U	5.3	1.1	ug/Kg
1,1,1-Trichloroethane	71-55-6	< 1.1	U	5.3	1.1	ug/Kg
Benzene	71-43-2	< 1.1	U	5.3	1.1	ug/Kg
1,2-Dichloroethane	107-06-2	< 1.2	U	5.3	1.2	ug/Kg
Trichloroethene	79-01-6	< 1.1	U	5.3	1.1	ug/Kg
1,2-Dichloropropane	78-87-5	< 0.84	U	5.3	0.84	ug/Kg
Bromodichloromethane	75-27-4	< 0.84	U	5.3	0.84	ug/Kg
4-Methyl-2-Pentanone	108-10-1	< 4.2	U	26	4.2	ug/Kg
Toluene	108-88-3	< 1.2	U	5.3	1.2	ug/Kg
t-1,3-Dichloropropene	10061-02-6	< 1.1	U	5.3	1.1	ug/Kg
cis-1,3-Dichloropropene	10061-01-5	< 0.95	U	5.3	0.95	ug/Kg
1,1,2-Trichloroethane	79-00-5	< 1.2	U	5.3	1.2	ug/Kg
2-Hexanone	591-78-6	< 5.3	U	26	5.3	ug/Kg
Dibromochloromethane	124-48-1	< 0.95	U	5.3	0.95	ug/Kg
Tetrachloroethene	127-18-4	< 1.3	U	5.3	1.3	ug/Kg
Chlorobenzene	108-90-7	< 1.2	U	5.3	1.2	ug/Kg
Ethyl Benzene	100-41-4	< 1.1	U	5.3	1.1	ug/Kg
-Xylenes	136777-61-2	< 2.9	U	5.3	2.9	ug/Kg
o-Xylene	95-47-6	< 1.2	U	5.3	1.2	ug/Kg
Styrene	100-42-5	< 1.5	U	5.3	1.5	ug/Kg
Bromoform	75-25-2	< 1.2	U	5.3	1.2	ug/Kg

Chemtech Consulting Group

Volatiles
SW-846

SDG No.: S1054
Client: Shaw E & I, Inc.

Sample ID: S1054-03 **Client ID:** SB-1012-16

Date Collected: 1/7/2004 **Date Received:** 1/7/2004
Date Analyzed: 1/8/2004 **Matrix:** SOIL
File ID: VI010807.D **Analytical Run ID:** VI010604
Dilution: 1 **Instrument ID:** MSVOAI
Analytical Method: 8260 **Associated Blank:** VBI0107S1
Sample Wt/Vol: 5.0 **Units:** g **Soil Extract Vol:**
Soil Aliquot Vol: **% Moisture:** 5

Parameter	CAS Number	Concentration	C	RDL	MDL	Units
1,1,2,2-Tetrachloroethane	79-34-5	< 1.1	U	5.3	1.1	ug/Kg
SURROGATES						
1,2-Dichloroethane-d4	17060-07-0	48.69	97 %	70 - 121		SPK: 50
Dibromofluoromethane	1868-53-7	51.52	103 %	80 - 120		SPK: 50
Toluene-d8	2037-26-5	47.51	95 %	81 - 117		SPK: 50
4-Bromofluorobenzene	460-00-4	47.77	96 %	74 - 121		SPK: 50
INTERNAL STANDARDS						
Pentafluorobenzene	363-72-4	473716	4.05			
4-Difluorobenzene	540-36-3	910784	4.50			
lorobenzene-d5	3114-55-4	830457	7.57			
1,4-Dichlorobenzene-d4	3855-82-1	383086	9.80			

Chemtech Consulting Group

Volatiles
SW-846

SDG No.: S1054
Client: Shaw E & I, Inc.

Sample ID:	S1054-04	**Client ID:**	SB-1112-16
Date Collected:	1/7/2004	**Date Received:**	1/7/2004
Date Analyzed:	1/8/2004	**Matrix:**	SOIL
File ID:	VI010808.D	**Analytical Run ID:**	VI010604
Dilution:	1	**Instrument ID:**	MSVOAI
Analytical Method:	8260	**Associated Blank:**	VBI0107S1
Sample Wt/Wol:	5.0 **Units:** g	**Soil Extract Vol:**	
Soil Aliquot Vol:		**% Moisture:**	4

Parameter	CAS Number	Concentration	C	RDL	MDL	Units
TARGETS						
Chloromethane	74-87-3	< 1.8	U	5.2	1.8	ug/Kg
Vinyl chloride	75-01-4	< 1.0	U	5.2	1.0	ug/Kg
Bromomethane	74-83-9	< 1.0	U	5.2	1.0	ug/Kg
Chloroethane	75-00-3	< 1.4	U	5.2	1.4	ug/Kg
1,1-Dichloroethene	75-35-4	< 1.1	U	5.2	1.1	ug/Kg
Acetone	67-64-1	< 3.6	U	26	3.6	ug/Kg
Carbon disulfide	75-15-0	< 1.4	U	5.2	1.4	ug/Kg
·thylene Chloride	75-09-2	6.9	B	5.2	1.4	ug/Kg
ıs-1,2-Dichloroethene	156-60-5	< 1.1	U	5.2	1.1	ug/Kg
1,1-Dichloroethane	75-34-3	< 0.94	U	5.2	0.94	ug/Kg
2-Butanone	78-93-3	< 5.2	U	26	5.2	ug/Kg
Carbon Tetrachloride	56-23-5	< 2.2	U	5.2	2.2	ug/Kg
cis-1,2-Dichloroethene	156-59-2	< 0.94	U	5.2	0.94	ug/Kg
Chloroform	67-66-3	< 1.0	U	5.2	1.0	ug/Kg
1,1,1-Trichloroethane	71-55-6	< 1.0	U	5.2	1.0	ug/Kg
Benzene	71-43-2	< 1.0	U	5.2	1.0	ug/Kg
1,2-Dichloroethane	107-06-2	< 1.1	U	5.2	1.1	ug/Kg
Trichloroethene	79-01-6	< 1.0	U	5.2	1.0	ug/Kg
1,2-Dichloropropane	78-87-5	< 0.83	U	5.2	0.83	ug/Kg
Bromodichloromethane	75-27-4	< 0.83	U	5.2	0.83	ug/Kg
4-Methyl-2-Pentanone	108-10-1	< 4.2	U	26	4.2	ug/Kg
Toluene	108-88-3	< 1.1	U	5.2	1.1	ug/Kg
t-1,3-Dichloropropene	10061-02-6	< 1.0	U	5.2	1.0	ug/Kg
cis-1,3-Dichloropropene	10061-01-5	< 0.94	U	5.2	0.94	ug/Kg
1,1,2-Trichloroethane	79-00-5	< 1.1	U	5.2	1.1	ug/Kg
2-Hexanone	591-78-6	< 5.2	U	26	5.2	ug/Kg
Dibromochloromethane	124-48-1	< 0.94	U	5.2	0.94	ug/Kg
Tetrachloroethene	127-18-4	< 1.2	U	5.2	1.2	ug/Kg
Chlorobenzene	108-90-7	< 1.1	U	5.2	1.1	ug/Kg
Ethyl Benzene	100-41-4	< 1.0	U	5.2	1.0	ug/Kg
Xylenes	136777-61-2	< 2.9	U	5.2	2.9	ug/Kg
o-Xylene	95-47-6	< 1.1	U	5.2	1.1	ug/Kg
Styrene	100-42-5	< 1.5	U	5.2	1.5	ug/Kg
Bromoform	75-25-2	< 1.1	U	5.2	1.1	ug/Kg

Chemtech Consulting Group

Volatiles
SW-846

SDG No.: S1054
Client: Shaw E & I, Inc.

Sample ID:	S1054-04	**Client ID:**	SB-1112-16
Date Collected:	1/7/2004	**Date Received:**	1/7/2004
Date Analyzed:	1/8/2004	**Matrix:**	SOIL
File ID:	VI010808.D	**Analytical Run ID:**	VI010604
Dilution:	1	**Instrument ID:**	MSVOAI
Analytical Method:	8260	**Associated Blank:**	VBI0107S1
Sample Wt/Vol:	5.0 **Units:** g	**Soil Extract Vol:**	
Soil Aliquot Vol:		**% Moisture:**	4

Parameter	CAS Number	Concentration	C	RDL	MDL	Units
1,1,2,2-Tetrachloroethane	79-34-5	< 1.0	U	5.2	1.0	ug/Kg
SURROGATES						
1,2-Dichloroethane-d4	17060-07-0	54.69	109 %	70 - 121		SPK: 50
Dibromofluoromethane	1868-53-7	52.75	105 %	80 - 120		SPK: 50
Toluene-d8	2037-26-5	48.13	96 %	81 - 117		SPK: 50
4-Bromofluorobenzene	460-00-4	48.54	97 %	74 - 121		SPK: 50
INTERNAL STANDARDS						
Pentafluorobenzene	363-72-4	410111	4.05			
'-Difluorobenzene	540-36-3	847493	4.50			
.orobenzene-d5	3114-55-4	773865	7.57			
1,4-Dichlorobenzene-d4	3855-82-1	366251	9.80			

Chemtech Consulting Group

Volatiles
SW-846

SDG No.: S1054
Client: Shaw E & I, Inc.

Sample ID: S1054-05 **Client ID:** SB-121216

Date Collected: 1/7/2004 **Date Received:** 1/7/2004
Date Analyzed: 1/8/2004 **Matrix:** SOIL
File ID: VI010809.D **Analytical Run ID:** VI010604
Dilution: 1 **Instrument ID:** MSVOAI
Analytical Method: 8260 **Associated Blank:** VBI0107S1
Sample Wt/Vol: 5.0 **Units:** g **Soil Extract Vol:**
Soil Aliquot Vol: **% Moisture:** 5

Parameter	CAS Number	Concentration	C	RDL	MDL	Units
TARGETS						
Chloromethane	74-87-3	< 1.8	U	5.3	1.8	ug/Kg
Vinyl chloride	75-01-4	< 1.1	U	5.3	1.1	ug/Kg
Bromomethane	74-83-9	< 1.1	U	5.3	1.1	ug/Kg
Chloroethane	75-00-3	< 1.4	U	5.3	1.4	ug/Kg
1,1-Dichloroethene	75-35-4	< 1.2	U	5.3	1.2	ug/Kg
Acetone	67-64-1	< 3.7	U	26	3.7	ug/Kg
Carbon disulfide	75-15-0	< 1.4	U	5.3	1.4	ug/Kg
thylene Chloride	75-09-2	5.2	JB	5.3	1.4	ug/Kg
ans-1,2-Dichloroethene	156-60-5	< 1.2	U	5.3	1.2	ug/Kg
1,1-Dichloroethane	75-34-3	< 0.95	U	5.3	0.95	ug/Kg
2-Butanone	78-93-3	< 5.3	U	26	5.3	ug/Kg
Carbon Tetrachloride	56-23-5	< 2.2	U	5.3	2.2	ug/Kg
cis-1,2-Dichloroethene	156-59-2	< 0.95	U	5.3	0.95	ug/Kg
Chloroform	67-66-3	< 1.1	U	5.3	1.1	ug/Kg
1,1,1-Trichloroethane	71-55-6	< 1.1	U	5.3	1.1	ug/Kg
Benzene	71-43-2	< 1.1	U	5.3	1.1	ug/Kg
1,2-Dichloroethane	107-06-2	< 1.2	U	5.3	1.2	ug/Kg
Trichloroethene	79-01-6	< 1.1	U	5.3	1.1	ug/Kg
1,2-Dichloropropane	78-87-5	< 0.84	U	5.3	0.84	ug/Kg
Bromodichloromethane	75-27-4	< 0.84	U	5.3	0.84	ug/Kg
4-Methyl-2-Pentanone	108-10-1	< 4.2	U	26	4.2	ug/Kg
Toluene	108-88-3	< 1.2	U	5.3	1.2	ug/Kg
t-1,3-Dichloropropene	10061-02-6	< 1.1	U	5.3	1.1	ug/Kg
cis-1,3-Dichloropropene	10061-01-5	< 0.95	U	5.3	0.95	ug/Kg
1,1,2-Trichloroethane	79-00-5	< 1.2	U	5.3	1.2	ug/Kg
2-Hexanone	591-78-6	< 5.3	U	26	5.3	ug/Kg
Dibromochloromethane	124-48-1	< 0.95	U	5.3	0.95	ug/Kg
Tetrachloroethene	127-18-4	< 1.3	U	5.3	1.3	ug/Kg
Chlorobenzene	108-90-7	< 1.2	U	5.3	1.2	ug/Kg
Ethyl Benzene	100-41-4	< 1.1	U	5.3	1.1	ug/Kg
Xylenes	136777-61-2	< 2.9	U	5.3	2.9	ug/Kg
o-Xylene	95-47-6	< 1.2	U	5.3	1.2	ug/Kg
Styrene	100-42-5	< 1.5	U	5.3	1.5	ug/Kg
Bromoform	75-25-2	< 1.2	U	5.3	1.2	ug/Kg

Chemtech Consulting Group

Volatiles
SW-846

SDG No.: S1054
Client: Shaw E & I, Inc.

Sample ID:	S1054-05	**Client ID:**	SB-121216
Date Collected:	1/7/2004	**Date Received:**	1/7/2004
Date Analyzed:	1/8/2004	**Matrix:**	SOIL
File ID:	VI010809.D	**Analytical Run ID:**	VI010604
Dilution:	1	**Instrument ID:**	MSVOAI
Analytical Method:	8260	**Associated Blank:**	VBI0107S1
Sample Wt/Wol:	5.0 **Units:** g	**Soil Extract Vol:**	
Soil Aliquot Vol:		**% Moisture:**	5

Parameter	CAS Number	Concentration	C	RDL	MDL	Units
1,1,2,2-Tetrachloroethane	79-34-5	< 1.1	U	5.3	1.1	ug/Kg
SURROGATES						
1,2-Dichloroethane-d4	17060-07-0	49.09	98 %	70 - 121		SPK: 50
Dibromofluoromethane	1868-53-7	51.68	103 %	80 - 120		SPK: 50
Toluene-d8	2037-26-5	47.3	95 %	81 - 117		SPK: 50
4-Bromofluorobenzene	460-00-4	50.75	102 %	74 - 121		SPK: 50
INTERNAL STANDARDS						
Pentafluorobenzene	363-72-4	464587	4.06			
-Difluorobenzene	540-36-3	908596	4.50			
Chlorobenzene-d5	3114-55-4	814952	7.57			
1,4-Dichlorobenzene-d4	3855-82-1	410280	9.80			

Chemtech Consulting Group

Volatiles
SW-846

SDG No.: S1054
Client: Shaw E & I, Inc.

Sample ID: S1054-06 **Client ID:** SB-12

Date Collected: 1/7/2004 **Date Received:** 1/7/2004
Date Analyzed: 1/8/2004 **Matrix:** WATER
File ID: VJ010808.D **Analytical Run ID:** VJ123003
Dilution: 1 **Instrument ID:** MSVOAJ
Analytical Method: 8260 **Associated Blank:** VBJ0108W1
Sample Wt/Vol: 5.0 **Units:** mL **Soil Extract Vol:**
Soil Aliquot Vol: **% Moisture:** 100

Parameter	CAS Number	Concentration	C	RDL	MDL	Units
TARGETS						
Chloromethane	74-87-3	< 0.51	U	5.0	0.51	ug/L
Vinyl chloride	75-01-4	< 0.79	U	5.0	0.79	ug/L
Bromomethane	74-83-9	< 0.38	U	5.0	0.38	ug/L
Chloroethane	75-00-3	< 2.4	U	5.0	2.4	ug/L
1,1-Dichloroethene	75-35-4	< 0.69	U	5.0	0.69	ug/L
Acetone	67-64-1	< 3.5	U	25	3.5	ug/L
Carbon disulfide	75-15-0	< 0.72	U	5.0	0.72	ug/L
thylene Chloride	75-09-2	< 1.8	U	5.0	1.8	ug/L
ans-1,2-Dichloroethene	156-60-5	< 0.81	U	5.0	0.81	ug/L
1,1-Dichloroethane	75-34-3	< 0.66	U	5.0	0.66	ug/L
2-Butanone	78-93-3	< 2.3	U	25	2.3	ug/L
Carbon Tetrachloride	56-23-5	< 0.47	U	5.0	0.47	ug/L
cis-1,2-Dichloroethene	156-59-2	< 0.62	U	5.0	0.62	ug/L
Chloroform	67-66-3	< 0.61	U	5.0	0.61	ug/L
1,1,1-Trichloroethane	71-55-6	< 0.75	U	5.0	0.75	ug/L
Benzene	71-43-2	< 0.71	U	5.0	0.71	ug/L
1,2-Dichloroethane	107-06-2	< 0.56	U	5.0	0.56	ug/L
Trichloroethene	79-01-6	< 0.72	U	5.0	0.72	ug/L
1,2-Dichloropropane	78-87-5	< 0.73	U	5.0	0.73	ug/L
Bromodichloromethane	75-27-4	< 0.73	U	5.0	0.73	ug/L
4-Methyl-2-Pentanone	108-10-1	< 0.81	U	25	0.81	ug/L
Toluene	108-88-3	< 0.71	U	5.0	0.71	ug/L
t-1,3-Dichloropropene	10061-02-6	< 0.66	U	5.0	0.66	ug/L
cis-1,3-Dichloropropene	10061-01-5	< 0.66	U	5.0	0.66	ug/L
1,1,2-Trichloroethane	79-00-5	< 0.62	U	5.0	0.62	ug/L
2-Hexanone	591-78-6	< 0.60	U	25	0.60	ug/L
Dibromochloromethane	124-48-1	< 0.66	U	5.0	0.66	ug/L
Tetrachloroethene	127-18-4	< 0.70	U	5.0	0.70	ug/L
Chlorobenzene	108-90-7	< 0.78	U	5.0	0.78	ug/L
Ethyl Benzene	100-41-4	< 0.76	U	5.0	0.76	ug/L
Xylenes	136777-61-2	< 1.5	U	5.0	1.5	ug/L
o-Xylene	95-47-6	< 0.72	U	5.0	0.72	ug/L
Styrene	100-42-5	< 0.92	U	5.0	0.92	ug/L
Bromoform	75-25-2	< 0.49	U	5.0	0.49	ug/L

Chemtech Consulting Group

Volatiles
SW-846

SDG No.: S1054

Client: Shaw E & I, Inc.

Sample ID:	S1054-06	**Client ID:**	SB-12
Date Collected:	1/7/2004	**Date Received:**	1/7/2004
Date Analyzed:	1/8/2004	**Matrix:**	WATER
File ID:	VJ010808.D	**Analytical Run ID:**	VJ123003
Dilution:	1	**Instrument ID:**	MSVOAJ
Analytical Method:	8260	**Associated Blank:**	VBJ0108W1
Sample Wt/Vol:	5.0 **Units:** mL	**Soil Extract Vol:**	
Soil Aliquot Vol:		**% Moisture:**	100

Parameter	CAS Number	Concentration	C	RDL	MDL	Units
1,1,2,2-Tetrachloroethane	79-34-5	< 0.70	U	5.0	0.70	ug/L
SURROGATES						
1,2-Dichloroethane-d4	17060-07-0	45.06	90 %	68 - 135		SPK: 50
Dibromofluoromethane	1868-53-7	51.69	103 %	70 - 125		SPK: 50
Toluene-d8	2037-26-5	53.55	107 %	70 - 125		SPK: 50
4-Bromofluorobenzene	460-00-4	49.61	99 %	70 - 125		SPK: 50
INTERNAL STANDARDS						
Pentafluorobenzene	363-72-4	495343	4.26			
-Difluorobenzene	540-36-3	993585	4.88			
...lorobenzene-d5	3114-55-4	861446	7.36			
1,4-Dichlorobenzene-d4	3855-82-1	332811	8.79			

Chemtech Consulting Group

Volatiles
SW-846

SDG No.: S1054
Client: Shaw E & I, Inc.

Sample ID: S1054-07
Client ID: FIELDBLANK

Date Collected: 1/7/2004
Date Analyzed: 1/8/2004
File ID: VJ010807.D
Dilution: 1
Analytical Method: 8260
Sample Wt/Vol: 5.0 **Units:** mL
Soil Aliquot Vol:

Date Received: 1/7/2004
Matrix: WATER
Analytical Run ID: VJ123003
Instrument ID: MSVOAJ
Associated Blank: VBJ0108W1
Soil Extract Vol:
% Moisture: 100

Parameter	CAS Number	Concentration	C	RDL	MDL	Units
TARGETS						
Chloromethane	74-87-3	< 0.51	U	5.0	0.51	ug/L
Vinyl chloride	75-01-4	< 0.79	U	5.0	0.79	ug/L
Bromomethane	74-83-9	< 0.38	U	5.0	0.38	ug/L
Chloroethane	75-00-3	< 2.4	U	5.0	2.4	ug/L
1,1-Dichloroethene	75-35-4	< 0.69	U	5.0	0.69	ug/L
Acetone	67-64-1	< 3.5	U	25	3.5	ug/L
Carbon disulfide	75-15-0	< 0.72	U	5.0	0.72	ug/L
thylene Chloride	75-09-2	< 1.8	U	5.0	1.8	ug/L
ans-1,2-Dichloroethene	156-60-5	< 0.81	U	5.0	0.81	ug/L
1,1-Dichloroethane	75-34-3	< 0.66	U	5.0	0.66	ug/L
2-Butanone	78-93-3	< 2.3	U	25	2.3	ug/L
Carbon Tetrachloride	56-23-5	< 0.47	U	5.0	0.47	ug/L
cis-1,2-Dichloroethene	156-59-2	< 0.62	U	5.0	0.62	ug/L
Chloroform	67-66-3	< 0.61	U	5.0	0.61	ug/L
1,1,1-Trichloroethane	71-55-6	< 0.75	U	5.0	0.75	ug/L
Benzene	71-43-2	< 0.71	U	5.0	0.71	ug/L
1,2-Dichloroethane	107-06-2	< 0.56	U	5.0	0.56	ug/L
Trichloroethene	79-01-6	< 0.72	U	5.0	0.72	ug/L
1,2-Dichloropropane	78-87-5	< 0.73	U	5.0	0.73	ug/L
Bromodichloromethane	75-27-4	< 0.73	U	5.0	0.73	ug/L
4-Methyl-2-Pentanone	108-10-1	< 0.81	U	25	0.81	ug/L
Toluene	108-88-3	< 0.71	U	5.0	0.71	ug/L
t-1,3-Dichloropropene	10061-02-6	< 0.66	U	5.0	0.66	ug/L
cis-1,3-Dichloropropene	10061-01-5	< 0.66	U	5.0	0.66	ug/L
1,1,2-Trichloroethane	79-00-5	< 0.62	U	5.0	0.62	ug/L
2-Hexanone	591-78-6	< 0.60	U	25	0.60	ug/L
Dibromochloromethane	124-48-1	< 0.66	U	5.0	0.66	ug/L
Tetrachloroethene	127-18-4	< 0.70	U	5.0	0.70	ug/L
Chlorobenzene	108-90-7	< 0.78	U	5.0	0.78	ug/L
Ethyl Benzene	100-41-4	< 0.76	U	5.0	0.76	ug/L
-Xylenes	136777-61-2	< 1.5	U	5.0	1.5	ug/L
o-Xylene	95-47-6	< 0.72	U	5.0	0.72	ug/L
Styrene	100-42-5	< 0.92	U	5.0	0.92	ug/L
Bromoform	75-25-2	< 0.49	U	5.0	0.49	ug/L

Chemtech Consulting Group

Volatiles
SW-846

SDG No.: S1054

Client: Shaw E & I, Inc.

Sample ID:	S1054-07	**Client ID:**	FIELDBLANK
Date Collected:	1/7/2004	**Date Received:**	1/7/2004
Date Analyzed:	1/8/2004	**Matrix:**	WATER
File ID:	VJ010807.D	**Analytical Run ID:**	VJ123003
Dilution:	1	**Instrument ID:**	MSVOAJ
Analytical Method:	8260	**Associated Blank:**	VBJ0108W1
Sample Wt/Wol:	5.0 **Units:** mL	**Soil Extract Vol:**	
Soil Aliquot Vol:		**% Moisture:**	100

Parameter	CAS Number	Concentration	C	RDL	MDL	Units
1,1,2,2-Tetrachloroethane	79-34-5	< 0.70	U	5.0	0.70	ug/L
SURROGATES						
1,2-Dichloroethane-d4	17060-07-0	45.51	91 %	68 - 135		SPK: 50
Dibromofluoromethane	1868-53-7	51	102 %	70 - 125		SPK: 50
Toluene-d8	2037-26-5	51.51	103 %	70 - 125		SPK: 50
4-Bromofluorobenzene	460-00-4	49.05	98 %	70 - 125		SPK: 50
INTERNAL STANDARDS						
Pentafluorobenzene	363-72-4	489579	4.26			
'-Difluorobenzene	540-36-3	1008405	4.88			
..lorobenzene-d5	3114-55-4	858043	7.36			
1,4-Dichlorobenzene-d4	3855-82-1	318839	8.78			

Chemtech Consulting Group

Volatiles
SW-846

SDG No.: S1054

Client: Shaw E & I, Inc.

Sample ID:	S1054-08	**Client ID:**	TRIPBLANK
Date Collected:	1/7/2004	**Date Received:**	1/7/2004
Date Analyzed:	1/8/2004	**Matrix:**	WATER
File ID:	VJ010806.D	**Analytical Run ID:**	VJ123003
Dilution:	1	**Instrument ID:**	MSVOAJ
Analytical Method:	8260	**Associated Blank:**	VBJ0108W1
Sample Wt/Vol:	5.0 **Units:** mL	**Soil Extract Vol:**	
Soil Aliquot Vol:		**% Moisture:**	100

Parameter	CAS Number	Concentration	C	RDL	MDL	Units
TARGETS						
Chloromethane	74-87-3	< 0.51	U	5.0	0.51	ug/L
Vinyl chloride	75-01-4	< 0.79	U	5.0	0.79	ug/L
Bromomethane	74-83-9	< 0.38	U	5.0	0.38	ug/L
Chloroethane	75-00-3	< 2.4	U	5.0	2.4	ug/L
1,1-Dichloroethene	75-35-4	< 0.69	U	5.0	0.69	ug/L
Acetone	67-64-1	< 3.5	U	25	3.5	ug/L
Carbon disulfide	75-15-0	< 0.72	U	5.0	0.72	ug/L
thylene Chloride	75-09-2	< 1.8	U	5.0	1.8	ug/L
ans-1,2-Dichloroethene	156-60-5	< 0.81	U	5.0	0.81	ug/L
1,1-Dichloroethane	75-34-3	< 0.66	U	5.0	0.66	ug/L
2-Butanone	78-93-3	< 2.3	U	25	2.3	ug/L
Carbon Tetrachloride	56-23-5	< 0.47	U	5.0	0.47	ug/L
cis-1,2-Dichloroethene	156-59-2	< 0.62	U	5.0	0.62	ug/L
Chloroform	67-66-3	< 0.61	U	5.0	0.61	ug/L
1,1,1-Trichloroethane	71-55-6	< 0.75	U	5.0	0.75	ug/L
Benzene	71-43-2	< 0.71	U	5.0	0.71	ug/L
1,2-Dichloroethane	107-06-2	< 0.56	U	5.0	0.56	ug/L
Trichloroethene	79-01-6	< 0.72	U	5.0	0.72	ug/L
1,2-Dichloropropane	78-87-5	< 0.73	U	5.0	0.73	ug/L
Bromodichloromethane	75-27-4	< 0.73	U	5.0	0.73	ug/L
4-Methyl-2-Pentanone	108-10-1	< 0.81	U	25	0.81	ug/L
Toluene	108-88-3	< 0.71	U	5.0	0.71	ug/L
t-1,3-Dichloropropene	10061-02-6	< 0.66	U	5.0	0.66	ug/L
cis-1,3-Dichloropropene	10061-01-5	< 0.66	U	5.0	0.66	ug/L
1,1,2-Trichloroethane	79-00-5	< 0.62	U	5.0	0.62	ug/L
2-Hexanone	591-78-6	< 0.60	U	25	0.60	ug/L
Dibromochloromethane	124-48-1	< 0.66	U	5.0	0.66	ug/L
Tetrachloroethene	127-18-4	< 0.70	U	5.0	0.70	ug/L
Chlorobenzene	108-90-7	< 0.78	U	5.0	0.78	ug/L
Ethyl Benzene	100-41-4	< 0.76	U	5.0	0.76	ug/L
-Xylenes	136777-61-2	< 1.5	U	5.0	1.5	ug/L
o-Xylene	95-47-6	< 0.72	U	5.0	0.72	ug/L
Styrene	100-42-5	< 0.92	U	5.0	0.92	ug/L
Bromoform	75-25-2	< 0.49	U	5.0	0.49	ug/L

Chemtech Consulting Group

Volatiles
SW-846

SDG No.: S1054

Client: Shaw E & I, Inc.

Sample ID:	S1054-08	**Client ID:**	TRIPBLANK
Date Collected:	1/7/2004	**Date Received:**	1/7/2004
Date Analyzed:	1/8/2004	**Matrix:**	WATER
File ID:	VJ010806.D	**Analytical Run ID:**	VJ123003
Dilution:	1	**Instrument ID:**	MSVOAJ
Analytical Method:	8260	**Associated Blank:**	VBJ0108W1
Sample Wt/Vol:	5.0 **Units:** mL	**Soil Extract Vol:**	
Soil Aliquot Vol:		**% Moisture:**	100

Parameter	CAS Number	Concentration	C	RDL	MDL	Units
1,1,2,2-Tetrachloroethane	79-34-5	< 0.70	U	5.0	0.70	ug/L
SURROGATES						
1,2-Dichloroethane-d4	17060-07-0	45.73	91 %	68 - 135		SPK: 50
Dibromofluoromethane	1868-53-7	51.01	102 %	70 - 125		SPK: 50
Toluene-d8	2037-26-5	51.95	104 %	70 - 125		SPK: 50
4-Bromofluorobenzene	460-00-4	49.23	98 %	70 - 125		SPK: 50
INTERNAL STANDARDS						
Pentafluorobenzene	363-72-4	494039	4.25			
-Difluorobenzene	540-36-3	1031444	4.88			
...lorobenzene-d5	3114-55-4	872546	7.36			
1,4-Dichlorobenzene-d4	3855-82-1	328977	8.78			

CHEMTECH

CHAIN OF CUSTODY RECORD

284 Sheffield Street, Mountainside, NJ 07092
(908) 789-8900 Fax (908) 789-8922
www.chemtech.net

CHEMTECH JOB NO.: S1075

CHEMTECH QUOTE NO.:

CLIENT INFORMATION

REPORT TO BE SENT TO:

COMPANY: Shaw E+I
ADDRESS: 92 North St
CITY: New Rochelle STATE: NY ZIP:
ATTENTION: Saul Ash
PHONE: (914) 633-9324 FAX: (914) 633-4685

PROJECT INFORMATION

PROJECT NAME: SCA
PROJECT NO.: 842150 LOCATION: Queens, NY
PROJECT MANAGER: Saul Ash
E-MAIL: saul.ash@shawgrp.com
PHONE: (914) 633-9324 FAX: (914) 633-4685

BILLING INFORMATION

BILL TO: Shaw E+I PO#:
ADDRESS: 92 North St
CITY: New Rochelle STATE: NY ZIP:
ATTENTION: Saul Ash PHONE: (914) 633-9324

DATA TURNAROUND INFORMATION

FAX: _____ DAYS *
HARD COPY: _____ DAYS *
EDD: _____ DAYS *
* TO BE APPROVED BY CHEMTECH
** NORMAL TURNAROUND TIME - 14 DAYS

DATA DELIVERABLE INFORMATION

☐ RESULTS ONLY ☒ NY STATE CATEGORY A
☐ RESULTS PLUS QC ☐ NY STATE CATEGORY B
☐ REGULATORY FORMAT, STATE: _____
☐ NEW JERSEY REDUCED DELIVERABLES
☐ CLP ☐ OTHER: _____
☐ EDD FORMAT: _____

ANALYSIS

8260 TCLVO
8260 TCLVO

CHEMTECH SAMPLE ID		PROJECT SAMPLE IDENTIFICATION	SAMPLE MATRIX	SAMPLE TYPE COMP	SAMPLE TYPE GRAB	SAMPLE COLLECTION DATE	SAMPLE COLLECTION TIME	# OF BOTTLES	PRESERVATIVES 1 (E)	2 (A)	3	4	5	6	7	8	9	COMMENTS
1.	1	SB-13 (18-22)	Soil			1/8/04	0844	2	X									
2.	2	SB-14 (18-22)	Soil			1/8/04	0900	2	X									
3.	3	SB-14	GW			1/8/04	0920	2		X								
4.	4	SB-15 (18-22)	Soil			1/8/04	1059	2	X									
5.	5	SB-16 (18-22)	Soil			1/8/04	1107	2	X									
6.	6	SB-17 (16-20)	Soil			1/8/04	1240	2	X									
7.	7	SB-18 (16-20)	Soil			1/8/04	1223	2	X									
8.	8	Field Blank	Liq			1/8/04	1250	2		X								
9.	9	SB-19 (16-20)	Soil			1/8/04	1358	2	X									
10.	10	SB-20 (16-20)	Soil			1/8/04	1410	2	X									

← Specify Preservatives
A-HCl B-HNO_3
C-H_2SO_4 D-NaOH
E-ICE F-Other

SAMPLE CUSTODY MUST BE DOCUMENTED BELOW EACH TIME SAMPLES CHANGE POSSESSION INCLUDING COURIER DELIVERY

RELINQUISHED BY SAMPLER:	DATE/TIME:	RECEIVED BY:
1. [signature]	1/8/04 1600	1. [signature] 1/8/04
RELINQUISHED BY: 2. [signature] 1/9/04	DATE/TIME: 9:15 am	RECEIVED BY: 2.
RELINQUISHED BY: 3.	DATE/TIME: 1/9/04 9:15	RECEIVED FOR LAB BY: 3. [signature]

Conditions of bottles or coolers at receipt: ☐ Complaint ☐ Non-Complaint ☐ Temp. of Cooler _____
MeOH extraction requires an additional 4 oz jar for percent solid.
Comments:

Page 1 of 2

SHIPPED VIA: CLIENT: ☐ HAND DELIVERED ☐ OVERNIGHT
CHEMTECH: ☐ PICKED UP ☐ OVERNIGHT

Shipment Complete: ☐ YES ☐ NO

Ver. 10/2002

WHITE - CHEMTECH COPY FOR RETURN TO CLIENT YELLOW - CHEMTECH COPY PINK - SAMPLER COPY

44698

CHEMTECH

CHAIN OF CUSTODY RECORD

284 Sheffield Street, Mountainside, NJ 07092
(908) 789-8900 Fax (908) 789-8922
www.chemtech.net

CHEMTECH JOB NO.: S1075

CHEMTECH QUOTE NO.:

CLIENT INFORMATION

REPORT TO BE SENT TO:

COMPANY: Shaw E+I
ADDRESS: 92 North St
CITY: New Rochelle STATE: NY ZIP:
ATTENTION: Saul Ash
PHONE: (914) 633-9324 FAX: (914) 633-4685

PROJECT INFORMATION

PROJECT NAME: SCA
PROJECT NO.: 842150 LOCATION: Queens, NY
PROJECT MANAGER: Saul Ash
E-MAIL: saul.ash@shawgrp.com
PHONE: (914) 633-9324 FAX: (914) 633-4685

BILLING INFORMATION

BILL TO: Shaw E+I PO#:
ADDRESS: 92 North St
CITY: New Rochelle STATE: NY ZIP:
ATTENTION: Saul Ash PHONE: (914) 633-9324

DATA TURNAROUND INFORMATION

FAX: _____ DAYS *
HARD COPY: _____ DAYS *
EDD: _____ DAYS *
* TO BE APPROVED BY CHEMTECH
** NORMAL TURNAROUND TIME - 14 DAYS

DATA DELIVERABLE INFORMATION

☐ RESULTS ONLY ☒ NY STATE CATEGORY A
☐ RESULTS PLUS QC ☐ NY STATE CATEGORY B
☐ REGULATORY FORMAT, STATE: _____
☐ NEW JERSEY REDUCED DELIVERABLES
☐ CLP ☐ OTHER: _____
☐ EDD FORMAT: _____

ANALYSIS

8260 TCLVO
8260 TCLVO

CHEMTECH SAMPLE ID	PROJECT SAMPLE IDENTIFICATION	SAMPLE MATRIX	SAMPLE TYPE COMP	SAMPLE TYPE GRAB	SAMPLE COLLECTION DATE	SAMPLE COLLECTION TIME	# OF BOTTLES	PRESERVATIVES 1 (E)	2 (A)	3	4	5	6	7	8	9	COMMENTS
1.	SB-20 (16-20)	Soil			1/8/04	1410	2	X									
2. 11	SB-21 (12-16)	Soil			1/8/04	1430	2	X									
3. 12	SB-21	GW			1/8/04	1444	2		X								
4. 13	SB-22 (12-16)	Soil			1/8/04	1443	2	X									
5. 14	SB-23 (16-20)	Soil			1/8/04	1540	2	X									
6. 15	SB-24 (12-16)	Soil			1/8/04	1531	2	X									
7. 16	Trip Blank	Liq			—	—	2	X									
8.																	
9.																	
10.																	

← Specify Preservatives
A-HCl B-HNO_3
C-H_2SO_4 D-NaOH
E-ICE F-Other

SAMPLE CUSTODY MUST BE DOCUMENTED BELOW EACH TIME SAMPLES CHANGE POSSESSION INCLUDING COURIER DELIVERY

RELINQUISHED BY SAMPLER:	DATE/TIME:	RECEIVED BY:
1. [signature]	1/8/04 1600	1. [signature] 1/8/04 16
RELINQUISHED BY: 2. [signature]	DATE/TIME: 1/9/04 9:15	RECEIVED BY: 2.
RELINQUISHED BY: 3.	DATE/TIME: 1/9/04 9:15	RECEIVED FOR LAB BY: 3. [signature]

Conditions of bottles or coolers at receipt: ☐ Complaint ☐ Non-Complaint ☐ Temp. of Cooler _____
MeOH extraction requires an additional 4 oz jar for percent solid.
Comments:

Page 2 of 2

SHIPPED VIA: CLIENT: ☐ HAND DELIVERED ☐ OVERNIGHT
CHEMTECH: ☐ PICKED UP ☐ OVERNIGHT

Shipment Complete: ☐ YES ☐ NO

Ver. 10/2002

WHITE - CHEMTECH COPY FOR RETURN TO CLIENT YELLOW - CHEMTECH COPY PINK - SAMPLER COPY

44700

Chemtech Consulting Group

Volatiles
SW-846

SDG No.: S1075
Client: Shaw E & I, Inc.

Sample ID:	S1075-01	**Client ID:**	SB-1318-22
Date Collected:	1/8/2004	**Date Received:**	1/9/2004
Date Analyzed:	1/9/2004	**Matrix:**	SOIL
File ID:	VI010925.D	**Analytical Run ID:**	VI010604
Dilution:	1	**Instrument ID:**	MSVOAI
Analytical Method:	8260	**Associated Blank:**	VBI0109S1
Sample Wt/Vol:	5.0 **Units:** g	**Soil Extract Vol:**	
Soil Aliquot Vol:		**% Moisture:**	4

Parameter	CAS Number	Concentration	C	RDL	MDL	Units
TARGETS						
Chloromethane	74-87-3	< 1.8	U	5.2	1.8	ug/Kg
Vinyl chloride	75-01-4	< 1.0	U	5.2	1.0	ug/Kg
Bromomethane	74-83-9	< 1.0	U	5.2	1.0	ug/Kg
Chloroethane	75-00-3	< 1.4	U	5.2	1.4	ug/Kg
1,1-Dichloroethene	75-35-4	< 1.1	U	5.2	1.1	ug/Kg
Acetone	67-64-1	< 3.6	U	26	3.6	ug/Kg
Carbon disulfide	75-15-0	< 1.4	U	5.2	1.4	ug/Kg
thylene Chloride	75-09-2	5.4	B	5.2	1.4	ug/Kg
ans-1,2-Dichloroethene	156-60-5	< 1.1	U	5.2	1.1	ug/Kg
1,1-Dichloroethane	75-34-3	< 0.94	U	5.2	0.94	ug/Kg
2-Butanone	78-93-3	< 5.2	U	26	5.2	ug/Kg
Carbon Tetrachloride	56-23-5	< 2.2	U	5.2	2.2	ug/Kg
cis-1,2-Dichloroethene	156-59-2	< 0.94	U	5.2	0.94	ug/Kg
Chloroform	67-66-3	< 1.0	U	5.2	1.0	ug/Kg
1,1,1-Trichloroethane	71-55-6	< 1.0	U	5.2	1.0	ug/Kg
Benzene	71-43-2	< 1.0	U	5.2	1.0	ug/Kg
1,2-Dichloroethane	107-06-2	< 1.1	U	5.2	1.1	ug/Kg
Trichloroethene	79-01-6	< 1.0	U	5.2	1.0	ug/Kg
1,2-Dichloropropane	78-87-5	< 0.83	U	5.2	0.83	ug/Kg
Bromodichloromethane	75-27-4	< 0.83	U	5.2	0.83	ug/Kg
4-Methyl-2-Pentanone	108-10-1	< 4.2	U	26	4.2	ug/Kg
Toluene	108-88-3	< 1.1	U	5.2	1.1	ug/Kg
t-1,3-Dichloropropene	10061-02-6	< 1.0	U	5.2	1.0	ug/Kg
cis-1,3-Dichloropropene	10061-01-5	< 0.94	U	5.2	0.94	ug/Kg
1,1,2-Trichloroethane	79-00-5	< 1.1	U	5.2	1.1	ug/Kg
2-Hexanone	591-78-6	< 5.2	U	26	5.2	ug/Kg
Dibromochloromethane	124-48-1	< 0.94	U	5.2	0.94	ug/Kg
Tetrachloroethene	127-18-4	< 1.2	U	5.2	1.2	ug/Kg
Chlorobenzene	108-90-7	< 1.1	U	5.2	1.1	ug/Kg
Ethyl Benzene	100-41-4	< 1.0	U	5.2	1.0	ug/Kg
Xylenes	136777-61-2	< 2.9	U	5.2	2.9	ug/Kg
o-Xylene	95-47-6	< 1.1	U	5.2	1.1	ug/Kg
Styrene	100-42-5	< 1.5	U	5.2	1.5	ug/Kg
Bromoform	75-25-2	< 1.1	U	5.2	1.1	ug/Kg

Chemtech Consulting Group

Volatiles
SW-846

SDG No.: S1075

Client: Shaw E & I, Inc.

Sample ID:	S1075-01	**Client ID:**	SB-1318-22
Date Collected:	1/8/2004	**Date Received:**	1/9/2004
Date Analyzed:	1/9/2004	**Matrix:**	SOIL
File ID:	VI010925.D	**Analytical Run ID:**	VI010604
Dilution:	1	**Instrument ID:**	MSVOAI
Analytical Method:	8260	**Associated Blank:**	VBI0109S1
Sample Wt/Vol:	5.0 **Units:** g	**Soil Extract Vol:**	
Soil Aliquot Vol:		**% Moisture:**	4

Parameter	CAS Number	Concentration	C	RDL	MDL	Units
1,1,2,2-Tetrachloroethane	79-34-5	< 1.0	U	5.2	1.0	ug/Kg
SURROGATES						
1,2-Dichloroethane-d4	17060-07-0	49.66	99 %	70 - 121		SPK: 50
Dibromofluoromethane	1868-53-7	51.95	104 %	80 - 120		SPK: 50
Toluene-d8	2037-26-5	45.6	91 %	81 - 117		SPK: 50
4-Bromofluorobenzene	460-00-4	48.92	98 %	74 - 121		SPK: 50
INTERNAL STANDARDS						
Pentafluorobenzene	363-72-4	407451	4.06			
-Difluorobenzene	540-36-3	837037	4.50			
nlorobenzene-d5	3114-55-4	756863	7.57			
1,4-Dichlorobenzene-d4	3855-82-1	369725	9.80			

Chemtech Consulting Group

Volatiles
SW-846

SDG No.: S1075
Client: Shaw E & I, Inc.

Sample ID: S1075-02 **Client ID:** SB-1418-22

Date Collected: 1/8/2004 **Date Received:** 1/9/2004
Date Analyzed: 1/9/2004 **Matrix:** SOIL
File ID: VI010912.D **Analytical Run ID:** VI010604
Dilution: 1 **Instrument ID:** MSVOAI
Analytical Method: 8260 **Associated Blank:** VBI0109S1
Sample Wt/Vol: 5.0 **Units:** g **Soil Extract Vol:**
Soil Aliquot Vol: **% Moisture:** 5

Parameter	CAS Number	Concentration	C	RDL	MDL	Units
TARGETS						
Chloromethane	74-87-3	< 1.8	U	5.3	1.8	ug/Kg
Vinyl chloride	75-01-4	< 1.1	U	5.3	1.1	ug/Kg
Bromomethane	74-83-9	< 1.1	U	5.3	1.1	ug/Kg
Chloroethane	75-00-3	< 1.4	U	5.3	1.4	ug/Kg
1,1-Dichloroethene	75-35-4	< 1.2	U	5.3	1.2	ug/Kg
Acetone	67-64-1	< 3.7	U	26	3.7	ug/Kg
Carbon disulfide	75-15-0	< 1.4	U	5.3	1.4	ug/Kg
thylene Chloride	75-09-2	< 1.4	U	5.3	1.4	ug/Kg
ns-1,2-Dichloroethene	156-60-5	< 1.2	U	5.3	1.2	ug/Kg
1,1-Dichloroethane	75-34-3	< 0.95	U	5.3	0.95	ug/Kg
2-Butanone	78-93-3	< 5.3	U	26	5.3	ug/Kg
Carbon Tetrachloride	56-23-5	< 2.2	U	5.3	2.2	ug/Kg
cis-1,2-Dichloroethene	156-59-2	< 0.95	U	5.3	0.95	ug/Kg
Chloroform	67-66-3	< 1.1	U	5.3	1.1	ug/Kg
1,1,1-Trichloroethane	71-55-6	< 1.1	U	5.3	1.1	ug/Kg
Benzene	71-43-2	< 1.1	U	5.3	1.1	ug/Kg
1,2-Dichloroethane	107-06-2	< 1.2	U	5.3	1.2	ug/Kg
Trichloroethene	79-01-6	< 1.1	U	5.3	1.1	ug/Kg
1,2-Dichloropropane	78-87-5	< 0.84	U	5.3	0.84	ug/Kg
Bromodichloromethane	75-27-4	< 0.84	U	5.3	0.84	ug/Kg
4-Methyl-2-Pentanone	108-10-1	< 4.2	U	26	4.2	ug/Kg
Toluene	108-88-3	< 1.2	U	5.3	1.2	ug/Kg
t-1,3-Dichloropropene	10061-02-6	< 1.1	U	5.3	1.1	ug/Kg
cis-1,3-Dichloropropene	10061-01-5	< 0.95	U	5.3	0.95	ug/Kg
1,1,2-Trichloroethane	79-00-5	< 1.2	U	5.3	1.2	ug/Kg
2-Hexanone	591-78-6	< 5.3	U	26	5.3	ug/Kg
Dibromochloromethane	124-48-1	< 0.95	U	5.3	0.95	ug/Kg
Tetrachloroethene	127-18-4	< 1.3	U	5.3	1.3	ug/Kg
Chlorobenzene	108-90-7	< 1.2	U	5.3	1.2	ug/Kg
Ethyl Benzene	100-41-4	< 1.1	U	5.3	1.1	ug/Kg
ylenes	136777-61-2	< 2.9	U	5.3	2.9	ug/Kg
o-Xylene	95-47-6	< 1.2	U	5.3	1.2	ug/Kg
Styrene	100-42-5	< 1.5	U	5.3	1.5	ug/Kg
Bromoform	75-25-2	< 1.2	U	5.3	1.2	ug/Kg

Chemtech Consulting Group

Volatiles
SW-846

SDG No.: S1075
Client: Shaw E & I, Inc.

Sample ID: S1075-02 **Client ID:** SB-1418-22

Date Collected: 1/8/2004 **Date Received:** 1/9/2004
Date Analyzed: 1/9/2004 **Matrix:** SOIL
File ID: VI010912.D **Analytical Run ID:** VI010604
Dilution: 1 **Instrument ID:** MSVOAI
Analytical Method: 8260 **Associated Blank:** VBI0109S1
Sample Wt/Vol: 5.0 **Units:** g **Soil Extract Vol:**
Soil Aliquot Vol: **% Moisture:** 5

Parameter	CAS Number	Concentration	C	RDL	MDL	Units
1,1,2,2-Tetrachloroethane	79-34-5	< 1.1	U	5.3	1.1	ug/Kg
SURROGATES						
1,2-Dichloroethane-d4	17060-07-0	43.29	87 %	70 - 121		SPK: 50
Dibromofluoromethane	1868-53-7	49.79	100 %	80 - 120		SPK: 50
Toluene-d8	2037-26-5	46.46	93 %	81 - 117		SPK: 50
4-Bromofluorobenzene	460-00-4	48.72	97 %	74 - 121		SPK: 50
INTERNAL STANDARDS						
Pentafluorobenzene	363-72-4	484456	4.05			
-Difluorobenzene	540-36-3	916964	4.50			
nlorobenzene-d5	3114-55-4	823664	7.57			
1,4-Dichlorobenzene-d4	3855-82-1	394866	9.80			

Chemtech Consulting Group

Volatiles
SW-846

SDG No.: S1075
Client: Shaw E & I, Inc.

Sample ID: S1075-03 **Client ID:** SB-14

Date Collected: 1/8/2004 **Date Received:** 1/9/2004
Date Analyzed: 1/9/2004 **Matrix:** WATER
File ID: V.I010911.D **Analytical Run ID:** VJ123003
Dilution: 1 **Instrument ID:** MSVOAJ
Analytical Method: 8260 **Associated Blank:** VBJ0109W1
Sample Wt/Vol: 5.0 **Units:** mL **Soil Extract Vol:**
Soil Aliquot Vol: **% Moisture:** 100

Parameter	CAS Number	Concentration	C	RDL	MDL	Units
TARGETS						
Chloromethane	74-87-3	< 0.51	U	5.0	0.51	ug/L
Vinyl chloride	75-01-4	< 0.79	U	5.0	0.79	ug/L
Bromomethane	74-83-9	< 0.38	U	5.0	0.38	ug/L
Chloroethane	75-00-3	< 2.4	U	5.0	2.4	ug/L
1,1-Dichloroethene	75-35-4	< 0.69	U	5.0	0.69	ug/L
Acetone	67-64-1	< 3.5	U	25	3.5	ug/L
Carbon disulfide	75-15-0	< 0.72	U	5.0	0.72	ug/L
thylene Chloride	75-09-2	< 1.8	U	5.0	1.8	ug/L
ans-1,2-Dichloroethene	156-60-5	< 0.81	U	5.0	0.81	ug/L
1,1-Dichloroethane	75-34-3	< 0.66	U	5.0	0.66	ug/L
2-Butanone	78-93-3	< 2.3	U	25	2.3	ug/L
Carbon Tetrachloride	56-23-5	< 0.47	U	5.0	0.47	ug/L
cis-1,2-Dichloroethene	156-59-2	< 0.62	U	5.0	0.62	ug/L
Chloroform	67-66-3	4.1	J	5.0	0.61	ug/L
1,1,1-Trichloroethane	71-55-6	< 0.75	U	5.0	0.75	ug/L
Benzene	71-43-2	< 0.71	U	5.0	0.71	ug/L
1,2-Dichloroethane	107-06-2	< 0.56	U	5.0	0.56	ug/L
Trichloroethene	79-01-6	< 0.72	U	5.0	0.72	ug/L
1,2-Dichloropropane	78-87-5	< 0.73	U	5.0	0.73	ug/L
Bromodichloromethane	75-27-4	< 0.73	U	5.0	0.73	ug/L
4-Methyl-2-Pentanone	108-10-1	< 0.81	U	25	0.81	ug/L
Toluene	108-88-3	< 0.71	U	5.0	0.71	ug/L
t-1,3-Dichloropropene	10061-02-6	< 0.66	U	5.0	0.66	ug/L
cis-1,3-Dichloropropene	10061-01-5	< 0.66	U	5.0	0.66	ug/L
1,1,2-Trichloroethane	79-00-5	< 0.62	U	5.0	0.62	ug/L
2-Hexanone	591-78-6	< 0.60	U	25	0.60	ug/L
Dibromochloromethane	124-48-1	< 0.66	U	5.0	0.66	ug/L
Tetrachloroethene	127-18-4	< 0.70	U	5.0	0.70	ug/L
Chlorobenzene	108-90-7	< 0.78	U	5.0	0.78	ug/L
Ethyl Benzene	100-41-4	< 0.76	U	5.0	0.76	ug/L
Xylenes	136777-61-2	< 1.5	U	5.0	1.5	ug/L
o-Xylene	95-47-6	< 0.72	U	5.0	0.72	ug/L
Styrene	100-42-5	< 0.92	U	5.0	0.92	ug/L
Bromoform	75-25-2	< 0.49	U	5.0	0.49	ug/L

Chemtech Consulting Group

Volatiles
SW-846

SDG No.: S1075

Client: Shaw E & I, Inc.

Sample ID:	S1075-03	**Client ID:**	SB-14
Date Collected:	1/8/2004	**Date Received:**	1/9/2004
Date Analyzed:	1/9/2004	**Matrix:**	WATER
File ID:	VJ010911.D	**Analytical Run ID:**	VJ123003
Dilution:	1	**Instrument ID:**	MSVOAJ
Analytical Method:	8260	**Associated Blank:**	VBJ0109W1
Sample Wt/Vol:	5.0 **Units:** mL	**Soil Extract Vol:**	
Soil Aliquot Vol:		**% Moisture:**	100

Parameter	CAS Number	Concentration	C	RDL	MDL	Units
1,1,2,2-Tetrachloroethane	79-34-5	< 0.70	U	5.0	0.70	ug/L
SURROGATES						
1,2-Dichloroethane-d4	17060-07-0	44.07	88 %	68 - 135		SPK: 50
Dibromofluoromethane	1868-53-7	51.29	103 %	70 - 125		SPK: 50
Toluene-d8	2037-26-5	53.91	108 %	70 - 125		SPK: 50
4-Bromofluorobenzene	460-00-4	50.92	102 %	70 - 125		SPK: 50
INTERNAL STANDARDS						
Pentafluorobenzene	363-72-4	485443	4.25			
Difluorobenzene	540-36-3	988488	4.87			
Chlorobenzene-d5	3114-55-4	845274	7.35			
1,4-Dichlorobenzene-d4	3855-82-1	330480	8.78			

Chemtech Consulting Group

Volatiles
SW-846

SDG No.: S1075
Client: Shaw E & I, Inc.

Sample ID: S1075-04 **Client ID:** SB-1518-22

Date Collected: 1/8/2004 **Date Received:** 1/9/2004
Date Analyzed: 1/9/2004 **Matrix:** SOIL
File ID: VI010913.D **Analytical Run ID:** VI010604
Dilution: 1 **Instrument ID:** MSVOAI
Analytical Method: 8260 **Associated Blank:** VBI0109S1
Sample Wt/Vol: 5.0 **Units:** g **Soil Extract Vol:**
Soil Aliquot Vol: **% Moisture:** 4

Parameter	CAS Number	Concentration	C	RDL	MDL	Units
TARGETS						
Chloromethane	74-87-3	< 1.8	U	5.2	1.8	ug/Kg
Vinyl chloride	75-01-4	< 1.0	U	5.2	1.0	ug/Kg
Bromomethane	74-83-9	< 1.0	U	5.2	1.0	ug/Kg
Chloroethane	75-00-3	< 1.4	U	5.2	1.4	ug/Kg
1,1-Dichloroethene	75-35-4	< 1.1	U	5.2	1.1	ug/Kg
Acetone	67-64-1	< 3.6	U	26	3.6	ug/Kg
Carbon disulfide	75-15-0	< 1.4	U	5.2	1.4	ug/Kg
'hylene Chloride	75-09-2	6.2	B	5.2	1.4	ug/Kg
...ns-1,2-Dichloroethene	156-60-5	< 1.1	U	5.2	1.1	ug/Kg
1,1-Dichloroethane	75-34-3	< 0.94	U	5.2	0.94	ug/Kg
2-Butanone	78-93-3	< 5.2	U	26	5.2	ug/Kg
Carbon Tetrachloride	56-23-5	< 2.2	U	5.2	2.2	ug/Kg
cis-1,2-Dichloroethene	156-59-2	< 0.94	U	5.2	0.94	ug/Kg
Chloroform	67-66-3	< 1.0	U	5.2	1.0	ug/Kg
1,1,1-Trichloroethane	71-55-6	< 1.0	U	5.2	1.0	ug/Kg
Benzene	71-43-2	< 1.0	U	5.2	1.0	ug/Kg
1,2-Dichloroethane	107-06-2	< 1.1	U	5.2	1.1	ug/Kg
Trichloroethene	79-01-6	< 1.0	U	5.2	1.0	ug/Kg
1,2-Dichloropropane	78-87-5	< 0.83	U	5.2	0.83	ug/Kg
Bromodichloromethane	75-27-4	< 0.83	U	5.2	0.83	ug/Kg
4-Methyl-2-Pentanone	108-10-1	< 4.2	U	26	4.2	ug/Kg
Toluene	108-88-3	< 1.1	U	5.2	1.1	ug/Kg
t-1,3-Dichloropropene	10061-02-6	< 1.0	U	5.2	1.0	ug/Kg
cis-1,3-Dichloropropene	10061-01-5	< 0.94	U	5.2	0.94	ug/Kg
1,1,2-Trichloroethane	79-00-5	< 1.1	U	5.2	1.1	ug/Kg
2-Hexanone	591-78-6	< 5.2	U	26	5.2	ug/Kg
Dibromochloromethane	124-48-1	< 0.94	U	5.2	0.94	ug/Kg
Tetrachloroethene	127-18-4	< 1.2	U	5.2	1.2	ug/Kg
Chlorobenzene	108-90-7	< 1.1	U	5.2	1.1	ug/Kg
Ethyl Benzene	100-41-4	< 1.0	U	5.2	1.0	ug/Kg
Xylenes	136777-61-2	< 2.9	U	5.2	2.9	ug/Kg
o-Xylene	95-47-6	< 1.1	U	5.2	1.1	ug/Kg
Styrene	100-42-5	< 1.5	U	5.2	1.5	ug/Kg
Bromoform	75-25-2	< 1.1	U	5.2	1.1	ug/Kg

Chemtech Consulting Group

Volatiles
SW-846

SDG No.: S1075
Client: Shaw E & I, Inc.

Sample ID: S1075-04 **Client ID:** SB-1518-22

Date Collected: 1/8/2004 **Date Received:** 1/9/2004
Date Analyzed: 1/9/2004 **Matrix:** SOIL
File ID: VI010913.D **Analytical Run ID:** VI010604
Dilution: 1 **Instrument ID:** MSVOAI
Analytical Method: 8260 **Associated Blank:** VBI0109S1
Sample Wt/Vol: 5.0 **Units:** g **Soil Extract Vol:**
Soil Aliquot Vol: **% Moisture:** 4

Parameter	CAS Number	Concentration	C	RDL	MDL	Units
1,1,2,2-Tetrachloroethane	79-34-5	< 1.0	U	5.2	1.0	ug/Kg
SURROGATES						
1,2-Dichloroethane-d4	17060-07-0	44.53	89 %	70 - 121		SPK: 50
Dibromofluoromethane	1868-53-7	53.36	107 %	80 - 120		SPK: 50
Toluene-d8	2037-26-5	47.61	95 %	81 - 117		SPK: 50
4-Bromofluorobenzene	460-00-4	50.08	100 %	74 - 121		SPK: 50
INTERNAL STANDARDS						
Pentafluorobenzene	363-72-4	471111	4.05			
1,4-Difluorobenzene	540-36-3	882214	4.50			
Chlorobenzene-d5	3114-55-4	865558	7.57			
1,4-Dichlorobenzene-d4	3855-82-1	426667	9.80			

Chemtech Consulting Group

Volatiles
SW-846

SDG No.: S1075
Client: Shaw E & I, Inc.

Sample ID: S1075-05 **Client ID:** SB-1618-22

Date Collected: 1/8/2004 **Date Received:** 1/9/2004
Date Analyzed: 1/9/2004 **Matrix:** SOIL
File ID: VI010914.D **Analytical Run ID:** VI010604
Dilution: 1 **Instrument ID:** MSVOAI
Analytical Method: 8260 **Associated Blank:** VBI0109S1
Sample Wt/Vol: 5.0 **Units:** g **Soil Extract Vol:**
Soil Aliquot Vol: **% Moisture:** 3

Parameter	CAS Number	Concentration	C	RDL	MDL	Units
TARGETS						
Chloromethane	74-87-3	< 1.8	U	5.2	1.8	ug/Kg
Vinyl chloride	75-01-4	< 1.0	U	5.2	1.0	ug/Kg
Bromomethane	74-83-9	< 1.0	U	5.2	1.0	ug/Kg
Chloroethane	75-00-3	< 1.3	U	5.2	1.3	ug/Kg
1,1-Dichloroethene	75-35-4	< 1.1	U	5.2	1.1	ug/Kg
Acetone	67-64-1	< 3.6	U	26	3.6	ug/Kg
Carbon disulfide	75-15-0	< 1.3	U	5.2	1.3	ug/Kg
thylene Chloride	75-09-2	8.2	B	5.2	1.3	ug/Kg
ans-1,2-Dichloroethene	156-60-5	< 1.1	U	5.2	1.1	ug/Kg
1,1-Dichloroethane	75-34-3	< 0.93	U	5.2	0.93	ug/Kg
2-Butanone	78-93-3	< 5.2	U	26	5.2	ug/Kg
Carbon Tetrachloride	56-23-5	< 2.2	U	5.2	2.2	ug/Kg
cis-1,2-Dichloroethene	156-59-2	< 0.93	U	5.2	0.93	ug/Kg
Chloroform	67-66-3	< 1.0	U	5.2	1.0	ug/Kg
1,1,1-Trichloroethane	71-55-6	< 1.0	U	5.2	1.0	ug/Kg
Benzene	71-43-2	< 1.0	U	5.2	1.0	ug/Kg
1,2-Dichloroethane	107-06-2	< 1.1	U	5.2	1.1	ug/Kg
Trichloroethene	79-01-6	< 1.0	U	5.2	1.0	ug/Kg
1,2-Dichloropropane	78-87-5	< 0.82	U	5.2	0.82	ug/Kg
Bromodichloromethane	75-27-4	< 0.82	U	5.2	0.82	ug/Kg
4-Methyl-2-Pentanone	108-10-1	< 4.1	U	26	4.1	ug/Kg
Toluene	108-88-3	< 1.1	U	5.2	1.1	ug/Kg
t-1,3-Dichloropropene	10061-02-6	< 1.0	U	5.2	1.0	ug/Kg
cis-1,3-Dichloropropene	10061-01-5	< 0.93	U	5.2	0.93	ug/Kg
1,1,2-Trichloroethane	79-00-5	< 1.1	U	5.2	1.1	ug/Kg
2-Hexanone	591-78-6	< 5.2	U	26	5.2	ug/Kg
Dibromochloromethane	124-48-1	< 0.93	U	5.2	0.93	ug/Kg
Tetrachloroethene	127-18-4	< 1.2	U	5.2	1.2	ug/Kg
Chlorobenzene	108-90-7	< 1.1	U	5.2	1.1	ug/Kg
yl Benzene	100-41-4	< 1.0	U	5.2	1.0	ug/Kg
Xylenes	136777-61-2	< 2.9	U	5.2	2.9	ug/Kg
o-Xylene	95-47-6	< 1.1	U	5.2	1.1	ug/Kg
Styrene	100-42-5	< 1.4	U	5.2	1.4	ug/Kg
Bromoform	75-25-2	< 1.1	U	5.2	1.1	ug/Kg

Chemtech Consulting Group

Volatiles
SW-846

SDG No.: S1075
Client: Shaw E & I, Inc.

Sample ID: S1075-05 **Client ID:** SB-1618-22

Date Collected: 1/8/2004 **Date Received:** 1/9/2004
Date Analyzed: 1/9/2004 **Matrix:** SOIL
File ID: VI010914.D **Analytical Run ID:** VI010604
Dilution: 1 **Instrument ID:** MSVOAI
Analytical Method: 8260 **Associated Blank:** VBI0109S1
Sample Wt/Vol: 5.0 **Units:** g **Soil Extract Vol:**
Soil Aliquot Vol: **% Moisture:** 3

Parameter	CAS Number	Concentration	C	RDL	MDL	Units
1,1,2,2-Tetrachloroethane	79-34-5	< 1.0	U	5.2	1.0	ug/Kg
SURROGATES						
1,2-Dichloroethane-d4	17060-07-0	46.86	94 %	70 - 121		SPK: 50
Dibromofluoromethane	1868-53-7	50.93	102 %	80 - 120		SPK: 50
Toluene-d8	2037-26-5	46.4	93 %	81 - 117		SPK: 50
4-Bromofluorobenzene	460-00-4	49.51	99 %	74 - 121		SPK: 50
INTERNAL STANDARDS						
Pentafluorobenzene	363-72-4	447035	4.05			
Difluorobenzene	540-36-3	871623	4.50			
Chlorobenzene-d5	3114-55-4	787362	7.57			
1,4-Dichlorobenzene-d4	3855-82-1	394119	9.80			

Chemtech Consulting Group

Volatiles
SW-846

SDG No.: S1075
Client: Shaw E & I, Inc.

Sample ID: S1075-06 **Client ID:** SB1716-20

Date Collected: 1/8/2004 **Date Received:** 1/9/2004
Date Analyzed: 1/9/2004 **Matrix:** SOIL
File ID: VI010915.D **Analytical Run ID:** VI010604
Dilution: 1 **Instrument ID:** MSVOAI
Analytical Method: 8260 **Associated Blank:** VBI0109S1
Sample Wt/Vol: 5.0 **Units:** g **Soil Extract Vol:**
Soil Aliquot Vol: **% Moisture:** 3

Parameter	CAS Number	Concentration	C	RDL	MDL	Units
TARGETS						
Chloromethane	74-87-3	< 1.8	U	5.2	1.8	ug/Kg
Vinyl chloride	75-01-4	< 1.0	U	5.2	1.0	ug/Kg
Bromomethane	74-83-9	< 1.0	U	5.2	1.0	ug/Kg
Chloroethane	75-00-3	< 1.3	U	5.2	1.3	ug/Kg
1,1-Dichloroethene	75-35-4	< 1.1	U	5.2	1.1	ug/Kg
Acetone	67-64-1	< 3.6	U	26	3.6	ug/Kg
Carbon disulfide	75-15-0	< 1.3	U	5.2	1.3	ug/Kg
thylene Chloride	75-09-2	7.1	B	5.2	1.3	ug/Kg
ans-1,2-Dichloroethene	156-60-5	< 1.1	U	5.2	1.1	ug/Kg
1,1-Dichloroethane	75-34-3	< 0.93	U	5.2	0.93	ug/Kg
2-Butanone	78-93-3	< 5.2	U	26	5.2	ug/Kg
Carbon Tetrachloride	56-23-5	< 2.2	U	5.2	2.2	ug/Kg
cis-1,2-Dichloroethene	156-59-2	< 0.93	U	5.2	0.93	ug/Kg
Chloroform	67-66-3	< 1.0	U	5.2	1.0	ug/Kg
1,1,1-Trichloroethane	71-55-6	< 1.0	U	5.2	1.0	ug/Kg
Benzene	71-43-2	< 1.0	U	5.2	1.0	ug/Kg
1,2-Dichloroethane	107-06-2	< 1.1	U	5.2	1.1	ug/Kg
Trichloroethene	79-01-6	< 1.0	U	5.2	1.0	ug/Kg
1,2-Dichloropropane	78-87-5	< 0.82	U	5.2	0.82	ug/Kg
Bromodichloromethane	75-27-4	< 0.82	U	5.2	0.82	ug/Kg
4-Methyl-2-Pentanone	108-10-1	< 4.1	U	26	4.1	ug/Kg
Toluene	108-88-3	< 1.1	U	5.2	1.1	ug/Kg
t-1,3-Dichloropropene	10061-02-6	< 1.0	U	5.2	1.0	ug/Kg
cis-1,3-Dichloropropene	10061-01-5	< 0.93	U	5.2	0.93	ug/Kg
1,1,2-Trichloroethane	79-00-5	< 1.1	U	5.2	1.1	ug/Kg
2-Hexanone	591-78-6	< 5.2	U	26	5.2	ug/Kg
Dibromochloromethane	124-48-1	< 0.93	U	5.2	0.93	ug/Kg
Tetrachloroethene	127-18-4	< 1.2	U	5.2	1.2	ug/Kg
Chlorobenzene	108-90-7	< 1.1	U	5.2	1.1	ug/Kg
thyl Benzene	100-41-4	< 1.0	U	5.2	1.0	ug/Kg
-Xylenes	136777-61-2	< 2.9	U	5.2	2.9	ug/Kg
o-Xylene	95-47-6	< 1.1	U	5.2	1.1	ug/Kg
Styrene	100-42-5	< 1.4	U	5.2	1.4	ug/Kg
Bromoform	75-25-2	< 1.1	U	5.2	1.1	ug/Kg

Chemtech Consulting Group

Volatiles
SW-846

SDG No.: S1075
Client: Shaw E & I, Inc.

Sample ID: S1075-06 **Client ID:** SB1716-20

Date Collected: 1/8/2004 **Date Received:** 1/9/2004
Date Analyzed: 1/9/2004 **Matrix:** SOIL
File ID: VI010915.D **Analytical Run ID:** VI010604
Dilution: 1 **Instrument ID:** MSVOAI
Analytical Method: 8260 **Associated Blank:** VBI0109S1
Sample Wt/Vol: 5.0 **Units:** g **Soil Extract Vol:**
Soil Aliquot Vol: **% Moisture:** 3

Parameter	CAS Number	Concentration	C	RDL	MDL	Units
1,1,2,2-Tetrachloroethane	79-34-5	< 1.0	U	5.2	1.0	ug/Kg
SURROGATES						
1,2-Dichloroethane-d4	17060-07-0	47.68	95 %	70 - 121		SPK: 50
Dibromofluoromethane	1868-53-7	50.31	101 %	80 - 120		SPK: 50
Toluene-d8	2037-26-5	46.66	93 %	81 - 117		SPK: 50
4-Bromofluorobenzene	460-00-4	47.25	95 %	74 - 121		SPK: 50
INTERNAL STANDARDS						
Pentafluorobenzene	363-72-4	455684	4.05			
Difluorobenzene	540-36-3	898333	4.49			
Chlorobenzene-d5	3114-55-4	810476	7.56			
1,4-Dichlorobenzene-d4	3855-82-1	402012	9.80			

Chemtech Consulting Group

Volatiles
SW-846

SDG No.: S1075
Client: Shaw E & I, Inc.

Sample ID: S1075-07 **Client ID:** SB1816-20

Date Collected: 1/8/2004 **Date Received:** 1/9/2004
Date Analyzed: 1/9/2004 **Matrix:** SOIL
File ID: VI010916.D **Analytical Run ID:** VI010604
Dilution: 1 **Instrument ID:** MSVOAI
Analytical Method: 8260 **Associated Blank:** VBI0109S1
Sample Wt/Vol: 5.0 **Units:** g **Soil Extract Vol:**
Soil Aliquot Vol: **% Moisture:** 8

Parameter	CAS Number	Concentration	C	RDL	MDL	Units
TARGETS						
Chloromethane	74-87-3	< 1.8	U	5.4	1.8	ug/Kg
Vinyl chloride	75-01-4	< 1.1	U	5.4	1.1	ug/Kg
Bromomethane	74-83-9	< 1.1	U	5.4	1.1	ug/Kg
Chloroethane	75-00-3	< 1.4	U	5.4	1.4	ug/Kg
1,1-Dichloroethene	75-35-4	< 1.2	U	5.4	1.2	ug/Kg
Acetone	67-64-1	< 3.8	U	27	3.8	ug/Kg
Carbon disulfide	75-15-0	< 1.4	U	5.4	1.4	ug/Kg
ylene Chloride	75-09-2	< 1.4	U	5.4	1.4	ug/Kg
s-1,2-Dichloroethene	156-60-5	< 1.2	U	5.4	1.2	ug/Kg
1,1-Dichloroethane	75-34-3	< 0.98	U	5.4	0.98	ug/Kg
2-Butanone	78-93-3	< 5.4	U	27	5.4	ug/Kg
Carbon Tetrachloride	56-23-5	< 2.3	U	5.4	2.3	ug/Kg
cis-1,2-Dichloroethene	156-59-2	< 0.98	U	5.4	0.98	ug/Kg
Chloroform	67-66-3	< 1.1	U	5.4	1.1	ug/Kg
1,1,1-Trichloroethane	71-55-6	< 1.1	U	5.4	1.1	ug/Kg
Benzene	71-43-2	< 1.1	U	5.4	1.1	ug/Kg
1,2-Dichloroethane	107-06-2	< 1.2	U	5.4	1.2	ug/Kg
Trichloroethene	79-01-6	< 1.1	U	5.4	1.1	ug/Kg
1,2-Dichloropropane	78-87-5	< 0.87	U	5.4	0.87	ug/Kg
Bromodichloromethane	75-27-4	< 0.87	U	5.4	0.87	ug/Kg
4-Methyl-2-Pentanone	108-10-1	< 4.3	U	27	4.3	ug/Kg
Toluene	108-88-3	< 1.2	U	5.4	1.2	ug/Kg
t-1,3-Dichloropropene	10061-02-6	< 1.1	U	5.4	1.1	ug/Kg
cis-1,3-Dichloropropene	10061-01-5	< 0.98	U	5.4	0.98	ug/Kg
1,1,2-Trichloroethane	79-00-5	< 1.2	U	5.4	1.2	ug/Kg
2-Hexanone	591-78-6	< 5.4	U	27	5.4	ug/Kg
Dibromochloromethane	124-48-1	< 0.98	U	5.4	0.98	ug/Kg
Tetrachloroethene	127-18-4	< 1.3	U	5.4	1.3	ug/Kg
Chlorobenzene	108-90-7	< 1.2	U	5.4	1.2	ug/Kg
Ethyl Benzene	100-41-4	< 1.1	U	5.4	1.1	ug/Kg
Xylenes	136777-61-2	< 3.0	U	5.4	3.0	ug/Kg
o-Xylene	95-47-6	< 1.2	U	5.4	1.2	ug/Kg
Styrene	100-42-5	< 1.5	U	5.4	1.5	ug/Kg
Bromoform	75-25-2	< 1.2	U	5.4	1.2	ug/Kg

Chemtech Consulting Group

Volatiles
SW-846

SDG No.: S1075

Client: Shaw E & I, Inc.

Sample ID:	S1075-07	**Client ID:**	SB1816-20
Date Collected:	1/8/2004	**Date Received:**	1/9/2004
Date Analyzed:	1/9/2004	**Matrix:**	SOIL
File ID:	VI010916.D	**Analytical Run ID:**	VI010604
Dilution:	1	**Instrument ID:**	MSVOAI
Analytical Method:	8260	**Associated Blank:**	VBI0109S1
Sample Wt/Vol:	5.0 **Units:** g	**Soil Extract Vol:**	
Soil Aliquot Vol:		**% Moisture:**	8

Parameter	CAS Number	Concentration	C	RDL	MDL	Units
1,1,2,2-Tetrachloroethane	79-34-5	< 1.1	U	5.4	1.1	ug/Kg
SURROGATES						
1,2-Dichloroethane-d4	17060-07-0	44.14	88 %	70 - 121		SPK: 50
Dibromofluoromethane	1868-53-7	52.53	105 %	80 - 120		SPK: 50
Toluene-d8	2037-26-5	46.02	92 %	81 - 117		SPK: 50
4-Bromofluorobenzene	460-00-4	49.91	100 %	74 - 121		SPK: 50
INTERNAL STANDARDS						
Pentafluorobenzene	363-72-4	470027	4.06			
1,4-Difluorobenzene	540-36-3	902979	4.50			
lorobenzene-d5	3114-55-4	818809	7.57			
-Dichlorobenzene-d4	3855-82-1	398324	9.80			

Chemtech Consulting Group

Volatiles
SW-846

SDG No.: S1075

Client: Shaw E & I, Inc.

Sample ID:	S1075-08	**Client ID:**	FIELDBLANK
Date Collected:	1/8/2004	**Date Received:**	1/9/2004
Date Analyzed:	1/9/2004	**Matrix:**	WATER
File ID:	VJ010909.D	**Analytical Run ID:**	VJ123003
Dilution:	1	**Instrument ID:**	MSVOAJ
Analytical Method:	8260	**Associated Blank:**	VBJ0109W1
Sample Wt/Vol:	5.0 **Units:** mL	**Soil Extract Vol:**	
Soil Aliquot Vol:		**% Moisture:**	100

Parameter	CAS Number	Concentration	C	RDL	MDL	Units
TARGETS						
Chloromethane	74-87-3	< 0.51	U	5.0	0.51	ug/L
Vinyl chloride	75-01-4	< 0.79	U	5.0	0.79	ug/L
Bromomethane	74-83-9	< 0.38	U	5.0	0.38	ug/L
Chloroethane	75-00-3	< 2.4	U	5.0	2.4	ug/L
1,1-Dichloroethene	75-35-4	< 0.69	U	5.0	0.69	ug/L
Acetone	67-64-1	< 3.5	U	25	3.5	ug/L
Carbon disulfide	75-15-0	< 0.72	U	5.0	0.72	ug/L
Methylene Chloride	75-09-2	< 1.8	U	5.0	1.8	ug/L
ns-1,2-Dichloroethene	156-60-5	< 0.81	U	5.0	0.81	ug/L
,1-Dichloroethane	75-34-3	< 0.66	U	5.0	0.66	ug/L
2-Butanone	78-93-3	< 2.3	U	25	2.3	ug/L
Carbon Tetrachloride	56-23-5	< 0.47	U	5.0	0.47	ug/L
cis-1,2-Dichloroethene	156-59-2	< 0.62	U	5.0	0.62	ug/L
Chloroform	67-66-3	< 0.61	U	5.0	0.61	ug/L
1,1,1-Trichloroethane	71-55-6	< 0.75	U	5.0	0.75	ug/L
Benzene	71-43-2	< 0.71	U	5.0	0.71	ug/L
1,2-Dichloroethane	107-06-2	< 0.56	U	5.0	0.56	ug/L
Trichloroethene	79-01-6	< 0.72	U	5.0	0.72	ug/L
1,2-Dichloropropane	78-87-5	< 0.73	U	5.0	0.73	ug/L
Bromodichloromethane	75-27-4	< 0.73	U	5.0	0.73	ug/L
4-Methyl-2-Pentanone	108-10-1	< 0.81	U	25	0.81	ug/L
Toluene	108-88-3	< 0.71	U	5.0	0.71	ug/L
t-1,3-Dichloropropene	10061-02-6	< 0.66	U	5.0	0.66	ug/L
cis-1,3-Dichloropropene	10061-01-5	< 0.66	U	5.0	0.66	ug/L
1,1,2-Trichloroethane	79-00-5	< 0.62	U	5.0	0.62	ug/L
2-Hexanone	591-78-6	< 0.60	U	25	0.60	ug/L
Dibromochloromethane	124-48-1	< 0.66	U	5.0	0.66	ug/L
Tetrachloroethene	127-18-4	< 0.70	U	5.0	0.70	ug/L
Chlorobenzene	108-90-7	< 0.78	U	5.0	0.78	ug/L
Ethyl Benzene	100-41-4	< 0.76	U	5.0	0.76	ug/L
m/p-Xylenes	136777-61-2	< 1.5	U	5.0	1.5	ug/L
lene	95-47-6	< 0.72	U	5.0	0.72	ug/L
Styrene	100-42-5	< 0.92	U	5.0	0.92	ug/L
Bromoform	75-25-2	< 0.49	U	5.0	0.49	ug/L

Chemtech Consulting Group

Volatiles
SW-846

SDG No.: S1075

Client: Shaw E & I, Inc.

Sample ID:	S1075-08	**Client ID:**	FIELDBLANK
Date Collected:	1/8/2004	**Date Received:**	1/9/2004
Date Analyzed:	1/9/2004	**Matrix:**	WATER
File ID:	VJ010909.D	**Analytical Run ID:**	VJ123003
Dilution:	1	**Instrument ID:**	MSVOAJ
Analytical Method:	8260	**Associated Blank:**	VBJ0109W1
Sample Wt/Vol:	5.0 **Units:** mL	**Soil Extract Vol:**	
Soil Aliquot Vol:		**% Moisture:**	100

Parameter	CAS Number	Concentration	C	RDL	MDL	Units
1,1,2,2-Tetrachloroethane	79-34-5	< 0.70	U	5.0	0.70	ug/L
SURROGATES						
1,2-Dichloroethane-d4	17060-07-0	43.82	88 %	68 - 135		SPK: 50
Dibromofluoromethane	1868-53-7	51.27	103 %	70 - 125		SPK: 50
Toluene-d8	2037-26-5	52.45	105 %	70 - 125		SPK: 50
4-Bromofluorobenzene	460-00-4	49.92	100 %	70 - 125		SPK: 50
INTERNAL STANDARDS						
Pentafluorobenzene	363-72-4	490409	4.26			
1,4-Difluorobenzene	540-36-3	1005859	4.88			
!orobenzene-d5	3114-55-4	848816	7.35			
,+-Dichlorobenzene-d4	3855-82-1	324473	8.78			

Chemtech Consulting Group

Volatiles
SW-846

SDG No.: S1075

Client: Shaw E & I, Inc.

Sample ID: S1075-09 **Client ID:** SB-1916-20

Date Collected: 1/8/2004 **Date Received:** 1/9/2004
Date Analyzed: 1/9/2004 **Matrix:** SOIL
File ID: VI010917.D **Analytical Run ID:** VI010604
Dilution: 1 **Instrument ID:** MSVOAI
Analytical Method: 8260 **Associated Blank:** VBI0109S1
Sample Wt/Vol: 5.0 **Units:** g **Soil Extract Vol:**
Soil Aliquot Vol: **% Moisture:** 7

Parameter	CAS Number	Concentration	C	RDL	MDL	Units
TARGETS						
Chloromethane	74-87-3	< 1.8	U	5.4	1.8	ug/Kg
Vinyl chloride	75-01-4	< 1.1	U	5.4	1.1	ug/Kg
Bromomethane	74-83-9	< 1.1	U	5.4	1.1	ug/Kg
Chloroethane	75-00-3	< 1.4	U	5.4	1.4	ug/Kg
1,1-Dichloroethene	75-35-4	< 1.2	U	5.4	1.2	ug/Kg
Acetone	67-64-1	< 3.8	U	27	3.8	ug/Kg
Carbon disulfide	75-15-0	< 1.4	U	5.4	1.4	ug/Kg
Methylene Chloride	75-09-2	< 1.4	U	5.4	1.4	ug/Kg
ns-1,2-Dichloroethene	156-60-5	< 1.2	U	5.4	1.2	ug/Kg
-Dichloroethane	75-34-3	< 0.97	U	5.4	0.97	ug/Kg
2-Butanone	78-93-3	< 5.4	U	27	5.4	ug/Kg
Carbon Tetrachloride	56-23-5	< 2.3	U	5.4	2.3	ug/Kg
cis-1,2-Dichloroethene	156-59-2	< 0.97	U	5.4	0.97	ug/Kg
Chloroform	67-66-3	< 1.1	U	5.4	1.1	ug/Kg
1,1,1-Trichloroethane	71-55-6	< 1.1	U	5.4	1.1	ug/Kg
Benzene	71-43-2	< 1.1	U	5.4	1.1	ug/Kg
1,2-Dichloroethane	107-06-2	< 1.2	U	5.4	1.2	ug/Kg
Trichloroethene	79-01-6	< 1.1	U	5.4	1.1	ug/Kg
1,2-Dichloropropane	78-87-5	< 0.86	U	5.4	0.86	ug/Kg
Bromodichloromethane	75-27-4	< 0.86	U	5.4	0.86	ug/Kg
4-Methyl-2-Pentanone	108-10-1	< 4.3	U	27	4.3	ug/Kg
Toluene	108-88-3	< 1.2	U	5.4	1.2	ug/Kg
t-1,3-Dichloropropene	10061-02-6	< 1.1	U	5.4	1.1	ug/Kg
cis-1,3-Dichloropropene	10061-01-5	< 0.97	U	5.4	0.97	ug/Kg
1,1,2-Trichloroethane	79-00-5	< 1.2	U	5.4	1.2	ug/Kg
2-Hexanone	591-78-6	< 5.4	U	27	5.4	ug/Kg
Dibromochloromethane	124-48-1	< 0.97	U	5.4	0.97	ug/Kg
Tetrachloroethene	127-18-4	< 1.3	U	5.4	1.3	ug/Kg
Chlorobenzene	108-90-7	< 1.2	U	5.4	1.2	ug/Kg
Ethyl Benzene	100-41-4	< 1.1	U	5.4	1.1	ug/Kg
m/p-Xylenes	136777-61-2	< 3.0	U	5.4	3.0	ug/Kg
ene	95-47-6	< 1.2	U	5.4	1.2	ug/Kg
Styrene	100-42-5	< 1.5	U	5.4	1.5	ug/Kg
Bromoform	75-25-2	< 1.2	U	5.4	1.2	ug/Kg

Chemtech Consulting Group

Volatiles
SW-846

SDG No.: S1075
Client: Shaw E & I, Inc.

Sample ID:	S1075-09	**Client ID:**	SB-1916-20
Date Collected:	1/8/2004	**Date Received:**	1/9/2004
Date Analyzed:	1/9/2004	**Matrix:**	SOIL
File ID:	VI010917.D	**Analytical Run ID:**	VI010604
Dilution:	1	**Instrument ID:**	MSVOAI
Analytical Method:	8260	**Associated Blank:**	VBI0109S1
Sample Wt/Vol:	5.0 **Units:** g	**Soil Extract Vol:**	
Soil Aliquot Vol:		**% Moisture:**	7

Parameter	CAS Number	Concentration	C	RDL	MDL	Units
1,1,2,2-Tetrachloroethane	79-34-5	< 1.1	U	5.4	1.1	ug/Kg
SURROGATES						
1,2-Dichloroethane-d4	17060-07-0	47.41	95 %	70 - 121		SPK: 50
Dibromofluoromethane	1868-53-7	50.31	101 %	80 - 120		SPK: 50
Toluene-d8	2037-26-5	44.54	89 %	81 - 117		SPK: 50
4-Bromofluorobenzene	460-00-4	49.3	99 %	74 - 121		SPK: 50
INTERNAL STANDARDS						
Pentafluorobenzene	363-72-4	449541	4.06			
1,4-Difluorobenzene	540-36-3	892823	4.50			
Chlorobenzene-d5	3114-55-4	801639	7.57			
Dichlorobenzene-d4	3855-82-1	399422	9.80			

Chemtech Consulting Group

Volatiles
SW-846

SDG No.: S1075

Client: Shaw E & I, Inc.

Sample ID:	S1075-10	**Client ID:**	SB-2016-20
Date Collected:	1/8/2004	**Date Received:**	1/9/2004
Date Analyzed:	1/9/2004	**Matrix:**	SOIL
File ID:	VI010918.D	**Analytical Run ID:**	VI010604
Dilution:	1	**Instrument ID:**	MSVOAI
Analytical Method:	8260	**Associated Blank:**	VBI0109S1
Sample Wt/Wol:	5.0 **Units:** g	**Soil Extract Vol:**	
Soil Aliquot Vol:		**% Moisture:**	4

Parameter	CAS Number	Concentration	C	RDL	MDL	Units
TARGETS						
Chloromethane	74-87-3	< 1.8	U	5.2	1.8	ug/Kg
Vinyl chloride	75-01-4	< 1.0	U	5.2	1.0	ug/Kg
Bromomethane	74-83-9	< 1.0	U	5.2	1.0	ug/Kg
Chloroethane	75-00-3	< 1.4	U	5.2	1.4	ug/Kg
1,1-Dichloroethene	75-35-4	< 1.1	U	5.2	1.1	ug/Kg
Acetone	67-64-1	< 3.6	U	26	3.6	ug/Kg
Carbon disulfide	75-15-0	< 1.4	U	5.2	1.4	ug/Kg
Methylene Chloride	75-09-2	< 1.4	U	5.2	1.4	ug/Kg
[illegible]s-1,2-Dichloroethene	156-60-5	< 1.1	U	5.2	1.1	ug/Kg
Dichloroethane	75-34-3	< 0.94	U	5.2	0.94	ug/Kg
2-Butanone	78-93-3	< 5.2	U	26	5.2	ug/Kg
Carbon Tetrachloride	56-23-5	< 2.2	U	5.2	2.2	ug/Kg
cis-1,2-Dichloroethene	156-59-2	< 0.94	U	5.2	0.94	ug/Kg
Chloroform	67-66-3	< 1.0	U	5.2	1.0	ug/Kg
1,1,1-Trichloroethane	71-55-6	< 1.0	U	5.2	1.0	ug/Kg
Benzene	71-43-2	< 1.0	U	5.2	1.0	ug/Kg
1,2-Dichloroethane	107-06-2	< 1.1	U	5.2	1.1	ug/Kg
Trichloroethene	79-01-6	< 1.0	U	5.2	1.0	ug/Kg
1,2-Dichloropropane	78-87-5	< 0.83	U	5.2	0.83	ug/Kg
Bromodichloromethane	75-27-4	< 0.83	U	5.2	0.83	ug/Kg
4-Methyl-2-Pentanone	108-10-1	< 4.2	U	26	4.2	ug/Kg
Toluene	108-88-3	< 1.1	U	5.2	1.1	ug/Kg
t-1,3-Dichloropropene	10061-02-6	< 1.0	U	5.2	1.0	ug/Kg
cis-1,3-Dichloropropene	10061-01-5	< 0.94	U	5.2	0.94	ug/Kg
1,1,2-Trichloroethane	79-00-5	< 1.1	U	5.2	1.1	ug/Kg
2-Hexanone	591-78-6	< 5.2	U	26	5.2	ug/Kg
Dibromochloromethane	124-48-1	< 0.94	U	5.2	0.94	ug/Kg
Tetrachloroethene	127-18-4	< 1.2	U	5.2	1.2	ug/Kg
Chlorobenzene	108-90-7	< 1.1	U	5.2	1.1	ug/Kg
Ethyl Benzene	100-41-4	< 1.0	U	5.2	1.0	ug/Kg
m/p-Xylenes	136777-61-2	< 2.9	U	5.2	2.9	ug/Kg
[illegible]ene	95-47-6	< 1.1	U	5.2	1.1	ug/Kg
Styrene	100-42-5	< 1.5	U	5.2	1.5	ug/Kg
Bromoform	75-25-2	< 1.1	U	5.2	1.1	ug/Kg

Chemtech Consulting Group

Volatiles
SW-846

SDG No.: S1075

Client: Shaw E & I, Inc.

Sample ID:	S1075-10	**Client ID:**	SB-2016-20
Date Collected:	1/8/2004	**Date Received:**	1/9/2004
Date Analyzed:	1/9/2004	**Matrix:**	SOIL
File ID:	VI010918.D	**Analytical Run ID:**	VI010604
Dilution:	1	**Instrument ID:**	MSVOAI
Analytical Method:	8260	**Associated Blank:**	VBI0109S1
Sample Wt/Vol:	5.0 **Units:** g	**Soil Extract Vol:**	
Soil Aliquot Vol:		**% Moisture:**	4

Parameter	CAS Number	Concentration	C	RDL	MDL	Units
1,1,2,2-Tetrachloroethane	79-34-5	< 1.0	U	5.2	1.0	ug/Kg
SURROGATES						
1,2-Dichloroethane-d4	17060-07-0	47.05	94 %	70 - 121		SPK: 50
Dibromofluoromethane	1868-53-7	51.98	104 %	80 - 120		SPK: 50
Toluene-d8	2037-26-5	46.41	93 %	81 - 117		SPK: 50
4-Bromofluorobenzene	460-00-4	49.23	98 %	74 - 121		SPK: 50
INTERNAL STANDARDS						
Pentafluorobenzene	363-72-4	449590	4.05			
'-Difluorobenzene	540-36-3	884431	4.50			
..lorobenzene-d5	3114-55-4	798876	7.56			
1,4-Dichlorobenzene-d4	3855-82-1	383231	9.80			

Chemtech Consulting Group

Volatiles
SW-846

SDG No.: S1075

Client: Shaw E & I, Inc.

Sample ID: S1075-11 **Client ID:** SB-2112-16

Date Collected: 1/8/2004 **Date Received:** 1/9/2004
Date Analyzed: 1/9/2004 **Matrix:** SOIL
File ID: VI010919.D **Analytical Run ID:** VI010604
Dilution: 1 **Instrument ID:** MSVOAI
Analytical Method: 8260 **Associated Blank:** VBI0109S1
Sample Wt/Vol: 5.0 **Units:** g **Soil Extract Vol:**
Soil Aliquot Vol: **% Moisture:** 4

Parameter	CAS Number	Concentration	C	RDL	MDL	Units
TARGETS						
Chloromethane	74-87-3	< 1.8	U	5.2	1.8	ug/Kg
Vinyl chloride	75-01-4	< 1.0	U	5.2	1.0	ug/Kg
Bromomethane	74-83-9	< 1.0	U	5.2	1.0	ug/Kg
Chloroethane	75-00-3	< 1.4	U	5.2	1.4	ug/Kg
1,1-Dichloroethene	75-35-4	< 1.1	U	5.2	1.1	ug/Kg
Acetone	67-64-1	< 3.6	U	26	3.6	ug/Kg
Carbon disulfide	75-15-0	< 1.4	U	5.2	1.4	ug/Kg
Methylene Chloride	75-09-2	< 1.4	U	5.2	1.4	ug/Kg
trans-1,2-Dichloroethene	156-60-5	< 1.1	U	5.2	1.1	ug/Kg
1,1-Dichloroethane	75-34-3	< 0.94	U	5.2	0.94	ug/Kg
2-Butanone	78-93-3	< 5.2	U	26	5.2	ug/Kg
Carbon Tetrachloride	56-23-5	< 2.2	U	5.2	2.2	ug/Kg
cis-1,2-Dichloroethene	156-59-2	< 0.94	U	5.2	0.94	ug/Kg
Chloroform	67-66-3	< 1.0	U	5.2	1.0	ug/Kg
1,1,1-Trichloroethane	71-55-6	< 1.0	U	5.2	1.0	ug/Kg
Benzene	71-43-2	< 1.0	U	5.2	1.0	ug/Kg
1,2-Dichloroethane	107-06-2	< 1.1	U	5.2	1.1	ug/Kg
Trichloroethene	79-01-6	< 1.0	U	5.2	1.0	ug/Kg
1,2-Dichloropropane	78-87-5	< 0.83	U	5.2	0.83	ug/Kg
Bromodichloromethane	75-27-4	< 0.83	U	5.2	0.83	ug/Kg
4-Methyl-2-Pentanone	108-10-1	< 4.2	U	26	4.2	ug/Kg
Toluene	108-88-3	< 1.1	U	5.2	1.1	ug/Kg
t-1,3-Dichloropropene	10061-02-6	< 1.0	U	5.2	1.0	ug/Kg
cis-1,3-Dichloropropene	10061-01-5	< 0.94	U	5.2	0.94	ug/Kg
1,1,2-Trichloroethane	79-00-5	< 1.1	U	5.2	1.1	ug/Kg
2-Hexanone	591-78-6	< 5.2	U	26	5.2	ug/Kg
Dibromochloromethane	124-48-1	< 0.94	U	5.2	0.94	ug/Kg
Tetrachloroethene	127-18-4	< 1.2	U	5.2	1.2	ug/Kg
Chlorobenzene	108-90-7	< 1.1	U	5.2	1.1	ug/Kg
Ethyl Benzene	100-41-4	< 1.0	U	5.2	1.0	ug/Kg
m,p-Xylenes	136777-61-2	< 2.9	U	5.2	2.9	ug/Kg
o-Xylene	95-47-6	< 1.1	U	5.2	1.1	ug/Kg
Styrene	100-42-5	< 1.5	U	5.2	1.5	ug/Kg
Bromoform	75-25-2	< 1.1	U	5.2	1.1	ug/Kg

Chemtech Consulting Group

Volatiles
SW-846

SDG No.: S1075

Client: Shaw E & I, Inc.

Sample ID:	S1075-11	**Client ID:**	SB-2112-16
Date Collected:	1/8/2004	**Date Received:**	1/9/2004
Date Analyzed:	1/9/2004	**Matrix:**	SOIL
File ID:	VI010919.D	**Analytical Run ID:**	VI010604
Dilution:	1	**Instrument ID:**	MSVOAI
Analytical Method:	8260	**Associated Blank:**	VBI0109S1
Sample Wt/Wol:	5.0 **Units:** g	**Soil Extract Vol:**	
Soil Aliquot Vol:		**% Moisture:**	4

Parameter	CAS Number	Concentration	C	RDL	MDL	Units
1,1,2,2-Tetrachloroethane	79-34-5	< 1.0	U	5.2	1.0	ug/Kg
SURROGATES						
1,2-Dichloroethane-d4	17060-07-0	48.76	98 %	70 - 121		SPK: 50
Dibromofluoromethane	1868-53-7	51.58	103 %	80 - 120		SPK: 50
Toluene-d8	2037-26-5	47.08	94 %	81 - 117		SPK: 50
4-Bromofluorobenzene	460-00-4	49.53	99 %	74 - 121		SPK: 50
INTERNAL STANDARDS						
Pentafluorobenzene	363-72-4	435737	4.05			
1,4-Difluorobenzene	540-36-3	858263	4.50			
Chlorobenzene-d5	3114-55-4	790860	7.57			
1,4-Dichlorobenzene-d4	3855-82-1	398510	9.80			

Chemtech Consulting Group

Volatiles
SW-846

SDG No.: S1075

Client: Shaw E & I, Inc.

Sample ID: S1075-12 Client ID: SB-21

Date Collected: 1/8/2004 Date Received: 1/9/2004
Date Analyzed: 1/9/2004 Matrix: WATER
File ID: VJ010912.D Analytical Run ID: VJ123003
Dilution: 1 Instrument ID: MSVOAJ
Analytical Method: 8260 Associated Blank: VBJ0109W1
Sample Wt/Vol: 5.0 Units: mL Soil Extract Vol:
Soil Aliquot Vol: % Moisture: 100

Parameter	CAS Number	Concentration	C	RDL	MDL	Units
TARGETS						
Chloromethane	74-87-3	< 0.51	U	5.0	0.51	ug/L
Vinyl chloride	75-01-4	< 0.79	U	5.0	0.79	ug/L
Bromomethane	74-83-9	< 0.38	U	5.0	0.38	ug/L
Chloroethane	75-00-3	< 2.4	U	5.0	2.4	ug/L
1,1-Dichloroethene	75-35-4	< 0.69	U	5.0	0.69	ug/L
Acetone	67-64-1	< 3.5	U	25	3.5	ug/L
Carbon disulfide	75-15-0	< 0.72	U	5.0	0.72	ug/L
Methylene Chloride	75-09-2	< 1.8	U	5.0	1.8	ug/L
cis-1,2-Dichloroethene	156-60-5	< 0.81	U	5.0	0.81	ug/L
1,1-Dichloroethane	75-34-3	< 0.66	U	5.0	0.66	ug/L
2-Butanone	78-93-3	< 2.3	U	25	2.3	ug/L
Carbon Tetrachloride	56-23-5	< 0.47	U	5.0	0.47	ug/L
cis-1,2-Dichloroethene	156-59-2	< 0.62	U	5.0	0.62	ug/L
Chloroform	67-66-3	< 0.61	U	5.0	0.61	ug/L
1,1,1-Trichloroethane	71-55-6	< 0.75	U	5.0	0.75	ug/L
Benzene	71-43-2	< 0.71	U	5.0	0.71	ug/L
1,2-Dichloroethane	107-06-2	< 0.56	U	5.0	0.56	ug/L
Trichloroethene	79-01-6	< 0.72	U	5.0	0.72	ug/L
1,2-Dichloropropane	78-87-5	< 0.73	U	5.0	0.73	ug/L
Bromodichloromethane	75-27-4	< 0.73	U	5.0	0.73	ug/L
4-Methyl-2-Pentanone	108-10-1	< 0.81	U	25	0.81	ug/L
Toluene	108-88-3	< 0.71	U	5.0	0.71	ug/L
t-1,3-Dichloropropene	10061-02-6	< 0.66	U	5.0	0.66	ug/L
cis-1,3-Dichloropropene	10061-01-5	< 0.66	U	5.0	0.66	ug/L
1,1,2-Trichloroethane	79-00-5	< 0.62	U	5.0	0.62	ug/L
2-Hexanone	591-78-6	< 0.60	U	25	0.60	ug/L
Dibromochloromethane	124-48-1	< 0.66	U	5.0	0.66	ug/L
Tetrachloroethene	127-18-4	13		5.0	0.70	ug/L
Chlorobenzene	108-90-7	< 0.78	U	5.0	0.78	ug/L
Ethyl Benzene	100-41-4	< 0.76	U	5.0	0.76	ug/L
Xylenes	136777-61-2	< 1.5	U	5.0	1.5	ug/L
o-Xylene	95-47-6	< 0.72	U	5.0	0.72	ug/L
Styrene	100-42-5	< 0.92	U	5.0	0.92	ug/L
Bromoform	75-25-2	< 0.49	U	5.0	0.49	ug/L

Chemtech Consulting Group

Volatiles
SW-846

SDG No.: S1075

Client: Shaw E & I, Inc.

Sample ID:	S1075-12	**Client ID:**	SB-21
Date Collected:	1/8/2004	**Date Received:**	1/9/2004
Date Analyzed:	1/9/2004	**Matrix:**	WATER
File ID:	VJ010912.D	**Analytical Run ID:**	VJ123003
Dilution:	1	**Instrument ID:**	MSVOAJ
Analytical Method:	8260	**Associated Blank:**	VBJ0109W1
Sample Wt/Vol:	5.0 **Units:** mL	**Soil Extract Vol:**	
Soil Aliquot Vol:		**% Moisture:**	100

Parameter	CAS Number	Concentration	C	RDL	MDL	Units
1,1,2,2-Tetrachloroethane	79-34-5	< 0.70	U	5.0	0.70	ug/L
SURROGATES						
1,2-Dichloroethane-d4	17060-07-0	45.65	91 %	68 - 135		SPK: 50
Dibromofluoromethane	1868-53-7	52.21	104 %	70 - 125		SPK: 50
Toluene-d8	2037-26-5	54.16	108 %	70 - 125		SPK: 50
4-Bromofluorobenzene	460-00-4	51.5	103 %	70 - 125		SPK: 50
INTERNAL STANDARDS						
Pentafluorobenzene	363-72-4	476738	4.25			
1,4-Difluorobenzene	540-36-3	970436	4.87			
Chlorobenzene-d5	3114-55-4	839147	7.35			
1,4-Dichlorobenzene-d4	3855-82-1	322797	8.78			

Chemtech Consulting Group

Volatiles
SW-846

SDG No.: S1075

Client: Shaw E & I, Inc.

Sample ID:	S1075-13	**Client ID:**	SB-2212-16
Date Collected:	1/8/2004	**Date Received:**	1/9/2004
Date Analyzed:	1/9/2004	**Matrix:**	SOIL
File ID:	VI010920.D	**Analytical Run ID:**	VI010604
Dilution:	1	**Instrument ID:**	MSVOAI
Analytical Method:	8260	**Associated Blank:**	VBI0109S1
Sample Wt/Wol:	5.0 **Units:** g	**Soil Extract Vol:**	
Soil Aliquot Vol:		**% Moisture:**	4

Parameter	CAS Number	Concentration	C	RDL	MDL	Units
TARGETS						
Chloromethane	74-87-3	< 1.8	U	5.2	1.8	ug/Kg
Vinyl chloride	75-01-4	< 1.0	U	5.2	1.0	ug/Kg
Bromomethane	74-83-9	< 1.0	U	5.2	1.0	ug/Kg
Chloroethane	75-00-3	< 1.4	U	5.2	1.4	ug/Kg
1,1-Dichloroethene	75-35-4	< 1.1	U	5.2	1.1	ug/Kg
Acetone	67-64-1	< 3.6	U	26	3.6	ug/Kg
Carbon disulfide	75-15-0	< 1.4	U	5.2	1.4	ug/Kg
Methylene Chloride	75-09-2	4.8	JB	5.2	1.4	ug/Kg
cis-1,2-Dichloroethene	156-60-5	< 1.1	U	5.2	1.1	ug/Kg
1,1-Dichloroethane	75-34-3	< 0.94	U	5.2	0.94	ug/Kg
2-Butanone	78-93-3	< 5.2	U	26	5.2	ug/Kg
Carbon Tetrachloride	56-23-5	< 2.2	U	5.2	2.2	ug/Kg
cis-1,2-Dichloroethene	156-59-2	< 0.94	U	5.2	0.94	ug/Kg
Chloroform	67-66-3	< 1.0	U	5.2	1.0	ug/Kg
1,1,1-Trichloroethane	71-55-6	< 1.0	U	5.2	1.0	ug/Kg
Benzene	71-43-2	< 1.0	U	5.2	1.0	ug/Kg
1,2-Dichloroethane	107-06-2	< 1.1	U	5.2	1.1	ug/Kg
Trichloroethene	79-01-6	< 1.0	U	5.2	1.0	ug/Kg
1,2-Dichloropropane	78-87-5	< 0.83	U	5.2	0.83	ug/Kg
Bromodichloromethane	75-27-4	< 0.83	U	5.2	0.83	ug/Kg
4-Methyl-2-Pentanone	108-10-1	< 4.2	U	26	4.2	ug/Kg
Toluene	108-88-3	< 1.1	U	5.2	1.1	ug/Kg
t-1,3-Dichloropropene	10061-02-6	< 1.0	U	5.2	1.0	ug/Kg
cis-1,3-Dichloropropene	10061-01-5	< 0.94	U	5.2	0.94	ug/Kg
1,1,2-Trichloroethane	79-00-5	< 1.1	U	5.2	1.1	ug/Kg
2-Hexanone	591-78-6	< 5.2	U	26	5.2	ug/Kg
Dibromochloromethane	124-48-1	< 0.94	U	5.2	0.94	ug/Kg
Tetrachloroethene	127-18-4	< 1.2	U	5.2	1.2	ug/Kg
Chlorobenzene	108-90-7	< 1.1	U	5.2	1.1	ug/Kg
Ethyl Benzene	100-41-4	< 1.0	U	5.2	1.0	ug/Kg
Xylenes	136777-61-2	< 2.9	U	5.2	2.9	ug/Kg
o-Xylene	95-47-6	< 1.1	U	5.2	1.1	ug/Kg
Styrene	100-42-5	< 1.5	U	5.2	1.5	ug/Kg
Bromoform	75-25-2	< 1.1	U	5.2	1.1	ug/Kg

Chemtech Consulting Group

Volatiles
SW-846

SDG No.: S1075

Client: Shaw E & I, Inc.

Sample ID:	S1075-13	**Client ID:**	SB-2212-16
Date Collected:	1/8/2004	**Date Received:**	1/9/2004
Date Analyzed:	1/9/2004	**Matrix:**	SOIL
File ID:	VI010920.D	**Analytical Run ID:**	VI010604
Dilution:	1	**Instrument ID:**	MSVOAI
Analytical Method:	8260	**Associated Blank:**	VBI0109S1
Sample Wt/Wol:	5.0 **Units:** g	**Soil Extract Vol:**	
Soil Aliquot Vol:		**% Moisture:**	4

Parameter	CAS Number	Concentration	C	RDL	MDL	Units
1,1,2,2-Tetrachloroethane	79-34-5	< 1.0	U	5.2	1.0	ug/Kg
SURROGATES						
1,2-Dichloroethane-d4	17060-07-0	44.38	89 %	70 - 121		SPK: 50
Dibromofluoromethane	1868-53-7	50.18	100 %	80 - 120		SPK: 50
Toluene-d8	2037-26-5	45.58	91 %	81 - 117		SPK: 50
4-Bromofluorobenzene	460-00-4	47.39	95 %	74 - 121		SPK: 50
INTERNAL STANDARDS						
Pentafluorobenzene	363-72-4	449890	4.04			
4-Difluorobenzene	540-36-3	865685	4.50			
ıorobenzene-d5	3114-55-4	761060	7.57			
1,4-Dichlorobenzene-d4	3855-82-1	358574	9.80			

Chemtech Consulting Group

Volatiles
SW-846

SDG No.: S1075
Client: Shaw E & I, Inc.

Sample ID: S1075-14
Client ID: SB-2316-20

Date Collected: 1/8/2004
Date Analyzed: 1/9/2004
File ID: VI010921.D
Dilution: 1
Analytical Method: 8260
Sample Wt/Wol: 5.0 **Units:** g
Soil Aliquot Vol:

Date Received: 1/9/2004
Matrix: SOIL
Analytical Run ID: VI010604
Instrument ID: MSVOAI
Associated Blank: VBI0109S1
Soil Extract Vol:
% Moisture: 4

Parameter	CAS Number	Concentration	C	RDL	MDL	Units
TARGETS						
Chloromethane	74-87-3	< 1.8	U	5.2	1.8	ug/Kg
Vinyl chloride	75-01-4	< 1.0	U	5.2	1.0	ug/Kg
Bromomethane	74-83-9	< 1.0	U	5.2	1.0	ug/Kg
Chloroethane	75-00-3	< 1.4	U	5.2	1.4	ug/Kg
1,1-Dichloroethene	75-35-4	< 1.1	U	5.2	1.1	ug/Kg
Acetone	67-64-1	< 3.6	U	26	3.6	ug/Kg
Carbon disulfide	75-15-0	< 1.4	U	5.2	1.4	ug/Kg
ethylene Chloride	75-09-2	< 1.4	U	5.2	1.4	ug/Kg
ns-1,2-Dichloroethene	156-60-5	< 1.1	U	5.2	1.1	ug/Kg
1,1-Dichloroethane	75-34-3	< 0.94	U	5.2	0.94	ug/Kg
2-Butanone	78-93-3	< 5.2	U	26	5.2	ug/Kg
Carbon Tetrachloride	56-23-5	< 2.2	U	5.2	2.2	ug/Kg
cis-1,2-Dichloroethene	156-59-2	< 0.94	U	5.2	0.94	ug/Kg
Chloroform	67-66-3	< 1.0	U	5.2	1.0	ug/Kg
1,1,1-Trichloroethane	71-55-6	< 1.0	U	5.2	1.0	ug/Kg
Benzene	71-43-2	< 1.0	U	5.2	1.0	ug/Kg
1,2-Dichloroethane	107-06-2	< 1.1	U	5.2	1.1	ug/Kg
Trichloroethene	79-01-6	< 1.0	U	5.2	1.0	ug/Kg
1,2-Dichloropropane	78-87-5	< 0.83	U	5.2	0.83	ug/Kg
Bromodichloromethane	75-27-4	< 0.83	U	5.2	0.83	ug/Kg
4-Methyl-2-Pentanone	108-10-1	< 4.2	U	26	4.2	ug/Kg
Toluene	108-88-3	< 1.1	U	5.2	1.1	ug/Kg
t-1,3-Dichloropropene	10061-02-6	< 1.0	U	5.2	1.0	ug/Kg
cis-1,3-Dichloropropene	10061-01-5	< 0.94	U	5.2	0.94	ug/Kg
1,1,2-Trichloroethane	79-00-5	< 1.1	U	5.2	1.1	ug/Kg
2-Hexanone	591-78-6	< 5.2	U	26	5.2	ug/Kg
Dibromochloromethane	124-48-1	< 0.94	U	5.2	0.94	ug/Kg
Tetrachloroethene	127-18-4	< 1.2	U	5.2	1.2	ug/Kg
Chlorobenzene	108-90-7	< 1.1	U	5.2	1.1	ug/Kg
Ethyl Benzene	100-41-4	< 1.0	U	5.2	1.0	ug/Kg
Xylenes	136777-61-2	< 2.9	U	5.2	2.9	ug/Kg
o-Xylene	95-47-6	< 1.1	U	5.2	1.1	ug/Kg
Styrene	100-42-5	< 1.5	U	5.2	1.5	ug/Kg
Bromoform	75-25-2	< 1.1	U	5.2	1.1	ug/Kg

Chemtech Consulting Group

Volatiles
SW-846

SDG No.: S1075
Client: Shaw E & I, Inc.

Sample ID: S1075-14 **Client ID:** SB-2316-20

Date Collected: 1/8/2004 **Date Received:** 1/9/2004
Date Analyzed: 1/9/2004 **Matrix:** SOIL
File ID: VI010921.D **Analytical Run ID:** VI010604
Dilution: 1 **Instrument ID:** MSVOAI
Analytical Method: 8260 **Associated Blank:** VBI0109S1
Sample Wt/Vol: 5.0 **Units:** g **Soil Extract Vol:**
Soil Aliquot Vol: **% Moisture:** 4

Parameter	CAS Number	Concentration	C	RDL	MDL	Units
1,1,2,2-Tetrachloroethane	79-34-5	< 1.0	U	5.2	1.0	ug/Kg
SURROGATES						
1,2-Dichloroethane-d4	17060-07-0	47.38	95 %	70 - 121		SPK: 50
Dibromofluoromethane	1868-53-7	51.13	102 %	80 - 120		SPK: 50
Toluene-d8	2037-26-5	46.4	93 %	81 - 117		SPK: 50
4-Bromofluorobenzene	460-00-4	47.67	95 %	74 - 121		SPK: 50
INTERNAL STANDARDS						
Pentafluorobenzene	363-72-4	419902	4.05			
4-Difluorobenzene	540-36-3	844264	4.50			
lorobenzene-d5	3114-55-4	769423	7.57			
1,4-Dichlorobenzene-d4	3855-82-1	392377	9.80			

Chemtech Consulting Group

Volatiles
SW-846

SDG No.: S1075
Client: Shaw E & I, Inc.

Sample ID: S1075-15 **Client ID:** SB-2412-16

Date Collected: 1/8/2004 **Date Received:** 1/9/2004
Date Analyzed: 1/9/2004 **Matrix:** SOIL
File ID: VI010922.D **Analytical Run ID:** VI010604
Dilution: 1 **Instrument ID:** MSVOAI
Analytical Method: 8260 **Associated Blank:** VBI0109S1
Sample Wt/Vol: 5.0 **Units:** g **Soil Extract Vol:**
Soil Aliquot Vol: **% Moisture:** 5

Parameter	CAS Number	Concentration	C	RDL	MDL	Units
TARGETS						
Chloromethane	74-87-3	< 1.8	U	5.3	1.8	ug/Kg
Vinyl chloride	75-01-4	< 1.1	U	5.3	1.1	ug/Kg
Bromomethane	74-83-9	< 1.1	U	5.3	1.1	ug/Kg
Chloroethane	75-00-3	< 1.4	U	5.3	1.4	ug/Kg
1,1-Dichloroethene	75-35-4	< 1.2	U	5.3	1.2	ug/Kg
Acetone	67-64-1	< 3.7	U	26	3.7	ug/Kg
Carbon disulfide	75-15-0	< 1.4	U	5.3	1.4	ug/Kg
Methylene Chloride	75-09-2	< 1.4	U	5.3	1.4	ug/Kg
cis-1,2-Dichloroethene	156-60-5	< 1.2	U	5.3	1.2	ug/Kg
1,1-Dichloroethane	75-34-3	< 0.95	U	5.3	0.95	ug/Kg
2-Butanone	78-93-3	< 5.3	U	26	5.3	ug/Kg
Carbon Tetrachloride	56-23-5	< 2.2	U	5.3	2.2	ug/Kg
cis-1,2-Dichloroethene	156-59-2	< 0.95	U	5.3	0.95	ug/Kg
Chloroform	67-66-3	< 1.1	U	5.3	1.1	ug/Kg
1,1,1-Trichloroethane	71-55-6	< 1.1	U	5.3	1.1	ug/Kg
Benzene	71-43-2	< 1.1	U	5.3	1.1	ug/Kg
1,2-Dichloroethane	107-06-2	< 1.2	U	5.3	1.2	ug/Kg
Trichloroethene	79-01-6	< 1.1	U	5.3	1.1	ug/Kg
1,2-Dichloropropane	78-87-5	< 0.84	U	5.3	0.84	ug/Kg
Bromodichloromethane	75-27-4	< 0.84	U	5.3	0.84	ug/Kg
4-Methyl-2-Pentanone	108-10-1	< 4.2	U	26	4.2	ug/Kg
Toluene	108-88-3	< 1.2	U	5.3	1.2	ug/Kg
t-1,3-Dichloropropene	10061-02-6	< 1.1	U	5.3	1.1	ug/Kg
cis-1,3-Dichloropropene	10061-01-5	< 0.95	U	5.3	0.95	ug/Kg
1,1,2-Trichloroethane	79-00-5	< 1.2	U	5.3	1.2	ug/Kg
2-Hexanone	591-78-6	< 5.3	U	26	5.3	ug/Kg
Dibromochloromethane	124-48-1	< 0.95	U	5.3	0.95	ug/Kg
Tetrachloroethene	127-18-4	< 1.3	U	5.3	1.3	ug/Kg
Chlorobenzene	108-90-7	< 1.2	U	5.3	1.2	ug/Kg
Ethyl Benzene	100-41-4	< 1.1	U	5.3	1.1	ug/Kg
Xylenes	136777-61-2	< 2.9	U	5.3	2.9	ug/Kg
o-Xylene	95-47-6	< 1.2	U	5.3	1.2	ug/Kg
Styrene	100-42-5	< 1.5	U	5.3	1.5	ug/Kg
Bromoform	75-25-2	< 1.2	U	5.3	1.2	ug/Kg

Chemtech Consulting Group

Volatiles
SW-846

SDG No.: S1075
Client: Shaw E & I, Inc.

Sample ID:	S1075-15	**Client ID:**	SB-2412-16
Date Collected:	1/8/2004	**Date Received:**	1/9/2004
Date Analyzed:	1/9/2004	**Matrix:**	SOIL
File ID:	VI010922.D	**Analytical Run ID:**	VI010604
Dilution:	1	**Instrument ID:**	MSVOAI
Analytical Method:	8260	**Associated Blank:**	VBI0109S1
Sample Wt/Wol:	5.0 **Units:** g	**Soil Extract Vol:**	
Soil Aliquot Vol:		**% Moisture:**	5

Parameter	CAS Number	Concentration	C	RDL	MDL	Units
1,1,2,2-Tetrachloroethane	79-34-5	< 1.1	U	5.3	1.1	ug/Kg
SURROGATES						
1,2-Dichloroethane-d4	17060-07-0	46.54	93 %	70 - 121		SPK: 50
Dibromofluoromethane	1868-53-7	52.63	105 %	80 - 120		SPK: 50
Toluene-d8	2037-26-5	47.43	95 %	81 - 117		SPK: 50
4-Bromofluorobenzene	460-00-4	48.9	98 %	74 - 121		SPK: 50
INTERNAL STANDARDS						
Pentafluorobenzene	363-72-4	417659	4.05			
[1] 4-Difluorobenzene	540-36-3	821696	4.50			
lorobenzene-d5	3114-55-4	759213	7.57			
1,4-Dichlorobenzene-d4	3855-82-1	358037	9.80			

Chemtech Consulting Group

Volatiles
SW-846

SDG No.: S1075

Client: Shaw E & I, Inc.

Sample ID: S1075-16 **Client ID:** TRIPBLANK

Date Collected: 1/8/2004 **Date Received:** 1/9/2004
Date Analyzed: 1/9/2004 **Matrix:** WATER
File ID: VJ010910.D **Analytical Run ID:** VJ123003
Dilution: 1 **Instrument ID:** MSVOAJ
Analytical Method: 8260 **Associated Blank:** VBJ0109W1
Sample Wt/Vol: 5.0 **Units:** mL **Soil Extract Vol:**
Soil Aliquot Vol: **% Moisture:** 100

Parameter	CAS Number	Concentration	C	RDL	MDL	Units
TARGETS						
Chloromethane	74-87-3	< 0.51	U	5.0	0.51	ug/L
Vinyl chloride	75-01-4	< 0.79	U	5.0	0.79	ug/L
Bromomethane	74-83-9	< 0.38	U	5.0	0.38	ug/L
Chloroethane	75-00-3	< 2.4	U	5.0	2.4	ug/L
1,1-Dichloroethene	75-35-4	< 0.69	U	5.0	0.69	ug/L
Acetone	67-64-1	< 3.5	U	25	3.5	ug/L
Carbon disulfide	75-15-0	< 0.72	U	5.0	0.72	ug/L
Methylene Chloride	75-09-2	< 1.8	U	5.0	1.8	ug/L
cis-1,2-Dichloroethene	156-60-5	< 0.81	U	5.0	0.81	ug/L
1,1-Dichloroethane	75-34-3	< 0.66	U	5.0	0.66	ug/L
2-Butanone	78-93-3	< 2.3	U	25	2.3	ug/L
Carbon Tetrachloride	56-23-5	< 0.47	U	5.0	0.47	ug/L
cis-1,2-Dichloroethene	156-59-2	< 0.62	U	5.0	0.62	ug/L
Chloroform	67-66-3	< 0.61	U	5.0	0.61	ug/L
1,1,1-Trichloroethane	71-55-6	< 0.75	U	5.0	0.75	ug/L
Benzene	71-43-2	< 0.71	U	5.0	0.71	ug/L
1,2-Dichloroethane	107-06-2	< 0.56	U	5.0	0.56	ug/L
Trichloroethene	79-01-6	< 0.72	U	5.0	0.72	ug/L
1,2-Dichloropropane	78-87-5	< 0.73	U	5.0	0.73	ug/L
Bromodichloromethane	75-27-4	< 0.73	U	5.0	0.73	ug/L
4-Methyl-2-Pentanone	108-10-1	< 0.81	U	25	0.81	ug/L
Toluene	108-88-3	< 0.71	U	5.0	0.71	ug/L
t-1,3-Dichloropropene	10061-02-6	< 0.66	U	5.0	0.66	ug/L
cis-1,3-Dichloropropene	10061-01-5	< 0.66	U	5.0	0.66	ug/L
1,1,2-Trichloroethane	79-00-5	< 0.62	U	5.0	0.62	ug/L
2-Hexanone	591-78-6	< 0.60	U	25	0.60	ug/L
Dibromochloromethane	124-48-1	< 0.66	U	5.0	0.66	ug/L
Tetrachloroethene	127-18-4	< 0.70	U	5.0	0.70	ug/L
Chlorobenzene	108-90-7	< 0.78	U	5.0	0.78	ug/L
Ethyl Benzene	100-41-4	< 0.76	U	5.0	0.76	ug/L
Xylenes	136777-61-2	< 1.5	U	5.0	1.5	ug/L
o-Xylene	95-47-6	< 0.72	U	5.0	0.72	ug/L
Styrene	100-42-5	< 0.92	U	5.0	0.92	ug/L
Bromoform	75-25-2	< 0.49	U	5.0	0.49	ug/L

Chemtech Consulting Group

Volatiles
SW-846

SDG No.: S1075

Client: Shaw E & I, Inc.

Sample ID:	S1075-16	**Client ID:**	TRIPBLANK
Date Collected:	1/8/2004	**Date Received:**	1/9/2004
Date Analyzed:	1/9/2004	**Matrix:**	WATER
File ID:	VJ010910.D	**Analytical Run ID:**	VJ123003
Dilution:	1	**Instrument ID:**	MSVOAJ
Analytical Method:	8260	**Associated Blank:**	VBJ0109W1
Sample Wt/Vol:	5.0 **Units:** mL	**Soil Extract Vol:**	
Soil Aliquot Vol:		**% Moisture:**	100

Parameter	CAS Number	Concentration	C	RDL	MDL	Units
1,1,2,2-Tetrachloroethane	79-34-5	< 0.70	U	5.0	0.70	ug/L
SURROGATES						
1,2-Dichloroethane-d4	17060-07-0	44.25	89 %	68 - 135		SPK: 50
Dibromofluoromethane	1868-53-7	51.31	103 %	70 - 125		SPK: 50
Toluene-d8	2037-26-5	53.34	107 %	70 - 125		SPK: 50
4-Bromofluorobenzene	460-00-4	51.72	103 %	70 - 125		SPK: 50
INTERNAL STANDARDS						
Pentafluorobenzene	363-72-4	488076	4.26			
1,4-Difluorobenzene	540-36-3	992103	4.88			
lorobenzene-d5	3114-55-4	836260	7.36			
1,4-Dichlorobenzene-d4	3855-82-1	307209	8.78			

CHEMTECH

CHAIN OF CUSTODY RECORD

284 Sheffield Street, Mountainside, NJ 07092
(908) 789-8900 Fax (908) 789-8922
www.chemtech.net

CHEMTECH JOB NO.: S1092
CHEMTECH QUOTE NO.:

CLIENT INFORMATION

REPORT TO BE SENT TO:
COMPANY: SHAW E+I
ADDRESS: 92 NORTH ST
CITY: NEW ROCHELLE STATE: NY ZIP:
ATTENTION: SAUL ASH
PHONE: 914/633-9324 FAX: 914/633-4685

PROJECT INFORMATION

PROJECT NAME: SCA
PROJECT NO.: 842150 LOCATION: Queens, NY
PROJECT MANAGER: SAUL ASH
E-MAIL: saul.ash@shawgrp.com
PHONE: 914/633-9324 FAX: 914/633-4685

BILLING INFORMATION

BILL TO: SHAW E+I PO#:
ADDRESS: 92 NORTH ST.
CITY: NEW ROCHELLE STATE: NY ZIP:
ATTENTION: SAUL ASH PHONE: 914/633-9324

DATA TURNAROUND INFORMATION

FAX: _____ DAYS *
HARD COPY: _____ DAYS *
EDD: _____ DAYS *
* TO BE APPROVED BY CHEMTECH
** NORMAL TURNAROUND TIME - 14 DAYS

DATA DELIVERABLE INFORMATION

☐ RESULTS ONLY ☒ NY STATE CATEGORY A
☐ RESULTS PLUS QC ☐ NY STATE CATEGORY B
☐ REGULATORY FORMAT, STATE: _____
☐ NEW JERSEY REDUCED DELIVERABLES
☐ CLP ☐ OTHER: _____
☐ EDD FORMAT: _____

ANALYSIS

8260 TCL VO
8260 TCL VO

CHEMTECH SAMPLE ID	PROJECT SAMPLE IDENTIFICATION	SAMPLE MATRIX	SAMPLE TYPE COMP	SAMPLE TYPE GRAB	SAMPLE COLLECTION DATE	SAMPLE COLLECTION TIME	# OF BOTTLES	PRESERVATIVES 1 (E)	2 (A)	3	4	5	6	7	8	9	COMMENTS
1. 1	SB-25 (18-22)	Soil			1/9/04	0833	2	X									
2. 2	SB-26 (22-26)	Soil			1/9/04	0837	2	X									
3. 3	SB-26	GW			1/9/04	0848	2		X								
4. 4	SB-27 (18-22)	Soil			1/9/04	1001	2	X									
5. 5	SB-28 (18-22)	Soil			1/9/04	1004	2	X									
6. 6	SB-28	GW			1/9/04	1012	2		X								
7. 7	SB-29 (18-22)	Soil			1/9/04	1141	2	X									
8. 8	SB-29	GW			1/9/04	1150	2		X								
9. 9	SB-30 (18-22)	Soil			1/9/04	1121	2	X									
10. 10	SB-31 (18-22)	Soil			1/9/04	1247	2	X									

← Specify Preservatives
A-HCl B-HNO_3
C-H_2SO_4 D-NaOH
E-ICE F-Other

SAMPLE CUSTODY MUST BE DOCUMENTED BELOW EACH TIME SAMPLES CHANGE POSSESSION INCLUDING COURIER DELIVERY

RELINQUISHED BY SAMPLER:	DATE/TIME:	RECEIVED BY:
1. [signature]	1/9/04 1300	1. [signature]
RELINQUISHED BY:	DATE/TIME:	RECEIVED BY:
2.		2.
RELINQUISHED BY:	DATE/TIME: 4:00	RECEIVED FOR LAB BY:
3. [signature]	1.9.04	3. [signature]

Conditions of bottles or coolers at receipt: ☐ Complaint ☐ Non-Complaint ☒ Temp. of Cooler 4
MeOH extraction requires an additional 4 oz jar for percent solid.
Comments:

Page 1 of 2

SHIPPED VIA: CLIENT: ☐ HAND DELIVERED ☐ OVERNIGHT
CHEMTECH: ☒ PICKED UP ☐ OVERNIGHT

Shipment Complete: ☒ YES ☐ NO

Ver. 10/2002

WHITE - CHEMTECH COPY FOR RETURN TO CLIENT YELLOW - CHEMTECH COPY PINK - SAMPLER COPY

44715

CHEMTECH
CHAIN OF CUSTODY RECORD

284 Sheffield Street, Mountainside, NJ 07092
(908) 789-8900 Fax (908) 789-8922
www.chemtech.net

CHEMTECH JOB NO.: 51092
CHEMTECH QUOTE NO.:

CLIENT INFORMATION

REPORT TO BE SENT TO:
COMPANY: SHAW E+I
ADDRESS: 92 NORTH ST
CITY: NEW ROCHELLE STATE: NY ZIP:
ATTENTION: SAUL ASH
PHONE: 914/633-9324 FAX: 914/633-4685

PROJECT INFORMATION

PROJECT NAME: SCA
PROJECT NO.: 342150 LOCATION: Queens, NY
PROJECT MANAGER: SAUL ASH
E-MAIL: saul.ash@shawgrp.com
PHONE: 914/633-9324 FAX: 914/633-4685

BILLING INFORMATION

BILL TO: SHAW E+I PO#:
ADDRESS: 92 NORTH ST.
CITY: NEW ROCHELLE, NY STATE: NY ZIP:
ATTENTION: SAUL ASH PHONE: 914/633-9324

DATA TURNAROUND INFORMATION

FAX: _____ DAYS *
HARD COPY: _____ DAYS *
EDD: _____ DAYS *
* TO BE APPROVED BY CHEMTECH
** NORMAL TURNAROUND TIME - 14 DAYS

DATA DELIVERABLE INFORMATION

☐ RESULTS ONLY ☒ NY STATE CATEGORY A
☐ RESULTS PLUS QC ☐ NY STATE CATEGORY B
☐ REGULATORY FORMAT, STATE: _____
☐ NEW JERSEY REDUCED DELIVERABLES
☐ CLP ☐ OTHER: _____
☐ EDD FORMAT: _____

ANALYSIS

1: 8260 TCLVO
2: 8260 TCLVO
3–9:

CHEMTECH SAMPLE ID	PROJECT SAMPLE IDENTIFICATION	SAMPLE MATRIX	SAMPLE TYPE COMP	SAMPLE TYPE GRAB	SAMPLE COLLECTION DATE	SAMPLE COLLECTION TIME	# OF BOTTLES	PRESERVATIVES 1	2	3	4	5	6	7	8	9	COMMENTS
								E	A								← Specify Preservatives A–HCl B–HNO_3 C–H_2SO_4 D–NaOH E–ICE F–Other
1. 11	Field Blank	Liq			1/9/04	1255	2		X								
2. 12	Trip Blank	Liq			—	—	2	X									
3.																	
4.																	
5.																	
6.																	
7.																	
8.																	
9.																	
10.																	

SAMPLE CUSTODY MUST BE DOCUMENTED BELOW EACH TIME SAMPLES CHANGE POSSESSION INCLUDING COURIER DELIVERY

RELINQUISHED BY SAMPLER:	DATE/TIME:	RECEIVED BY:
1. [signature]	1/9/04 1300	1. [signature]
RELINQUISHED BY:	DATE/TIME:	RECEIVED BY:
2. [signature]		2.
RELINQUISHED BY:	DATE/TIME:	RECEIVED FOR LAB BY:
3. [signature]	1.9.04 4:00	3. [signature]

Conditions of bottles or coolers at receipt: ☐ Complaint ☐ Non-Complaint ☑ Temp. of Cooler 4
MeOH extraction requires an additional 4 oz jar for percent solid.
Comments:

Page _____ of _____

SHIPPED VIA: CLIENT: ☐ HAND DELIVERED ☐ OVERNIGHT
CHEMTECH: ☑ PICKED UP ☐ OVERNIGHT

Shipment Complete: ☑ YES ☐ NO

Ver. 10/2002

WHITE - CHEMTECH COPY FOR RETURN TO CLIENT YELLOW - CHEMTECH COPY PINK - SAMPLER COPY

Chemtech Consulting Group

Volatiles
SW-846

SDG No.: S1092

Client: Shaw E & I, Inc.

Sample ID: S1092-01 | Client ID: SB-2518-22

Date Collected: 1/9/04 | Date Received: 1/9/04
Date Analyzed: 1/12/04 | Matrix: SOIL
File ID: VI011213.D | Analytical Run ID: VI010604
Dilution: 1 | Instrument ID: MSVOAI
Analytical Method: 8260 | Associated Blank: VBI0112S2
Sample Wt/Vol: 5.0 Units: g | Soil Extract Vol:
Soil Aliquot Vol: | % Moisture: 5

Parameter	CAS Number	Concentration	C	RDL	MDL	Units
TARGETS						
Chloromethane	74-87-3	< 1.8	U	5.3	1.8	ug/Kg
Vinyl chloride	75-01-4	< 1.1	U	5.3	1.1	ug/Kg
Bromomethane	74-83-9	< 1.1	U	5.3	1.1	ug/Kg
Chloroethane	75-00-3	< 1.4	U	5.3	1.4	ug/Kg
1,1-Dichloroethene	75-35-4	< 1.2	U	5.3	1.2	ug/Kg
Acetone	67-64-1	< 3.7	U	26	3.7	ug/Kg
Carbon disulfide	75-15-0	< 1.4	U	5.3	1.4	ug/Kg
:thylene Chloride	75-09-2	7.8	B	5.3	1.4	ug/Kg
ɑans-1,2-Dichloroethene	156-60-5	< 1.2	U	5.3	1.2	ug/Kg
1,1-Dichloroethane	75-34-3	< 0.95	U	5.3	0.95	ug/Kg
2-Butanone	78-93-3	< 5.3	U	26	5.3	ug/Kg
Carbon Tetrachloride	56-23-5	< 2.2	U	5.3	2.2	ug/Kg
cis-1,2-Dichloroethene	156-59-2	< 0.95	U	5.3	0.95	ug/Kg
Chloroform	67-66-3	< 1.1	U	5.3	1.1	ug/Kg
1,1,1-Trichloroethane	71-55-6	< 1.1	U	5.3	1.1	ug/Kg
Benzene	71-43-2	< 1.1	U	5.3	1.1	ug/Kg
1,2-Dichloroethane	107-06-2	< 1.2	U	5.3	1.2	ug/Kg
Trichloroethene	79-01-6	< 1.1	U	5.3	1.1	ug/Kg
1,2-Dichloropropane	78-87-5	< 0.84	U	5.3	0.84	ug/Kg
Bromodichloromethane	75-27-4	< 0.84	U	5.3	0.84	ug/Kg
4-Methyl-2-Pentanone	108-10-1	< 4.2	U	26	4.2	ug/Kg
Toluene	108-88-3	< 1.2	U	5.3	1.2	ug/Kg
t-1,3-Dichloropropene	10061-02-6	< 1.1	U	5.3	1.1	ug/Kg
cis-1,3-Dichloropropene	10061-01-5	< 0.95	U	5.3	0.95	ug/Kg
1,1,2-Trichloroethane	79-00-5	< 1.2	U	5.3	1.2	ug/Kg
2-Hexanone	591-78-6	< 5.3	U	26	5.3	ug/Kg
Dibromochloromethane	124-48-1	< 0.95	U	5.3	0.95	ug/Kg
Tetrachloroethene	127-18-4	< 1.3	U	5.3	1.3	ug/Kg
Chlorobenzene	108-90-7	< 1.2	U	5.3	1.2	ug/Kg
Ethyl Benzene	100-41-4	< 1.1	U	5.3	1.1	ug/Kg
,-Xylenes	136777-61-2	< 2.9	U	5.3	2.9	ug/Kg
o-Xylene	95-47-6	< 1.2	U	5.3	1.2	ug/Kg
Styrene	100-42-5	< 1.5	U	5.3	1.5	ug/Kg
Bromoform	75-25-2	< 1.2	U	5.3	1.2	ug/Kg

Chemtech Consulting Group

Volatiles

SW-846

SDG No.: S1092

Client: Shaw E & I, Inc.

Sample ID:	S1092-01	**Client ID:**	SB-2518-22
Date Collected:	1/9/04	**Date Received:**	1/9/04
Date Analyzed:	1/12/04	**Matrix:**	SOIL
File ID:	VI011213.D	**Analytical Run ID:**	VI010604
Dilution:	1	**Instrument ID:**	MSVOAI
Analytical Method:	8260	**Associated Blank:**	VBI0112S2
Sample Wt/Wol:	5.0 **Units:** g	**Soil Extract Vol:**	
Soil Aliquot Vol:		**% Molsture:**	5

Parameter	CAS Number	Concentration	C	RDL	MDL	Units
1,1,2,2-Tetrachloroethane	79-34-5	< 1.1	U	5.3	1.1	ug/Kg
SURROGATES						
1,2-Dichloroethane-d4	17060-07-0	36.87	74 %	70 - 121		SPK: 50
Dibromofluoromethane	1868-53-7	48.01	96 %	80 - 120		SPK: 50
Toluene-d8	2037-26-5	48.13	96 %	81 - 117		SPK: 50
4-Bromofluorobenzene	460-00-4	48.69	97 %	74 - 121		SPK: 50
INTERNAL STANDARDS						
Pentafluorobenzene	363-72-4	510193	4.07			
1-Difluorobenzene	540-36-3	908405	4.52			
Chlorobenzene-d5	3114-55-4	814577	7.59			
1,4-Dichlorobenzene-d4	3855-82-1	449026	9.81			

Chemtech Consulting Group

Volatiles

SW-846

SDG No.: S1092

Client: Shaw E & I, Inc.

Sample ID:	S1092-02	**Client ID:**	SB-2622-26
Date Collected:	1/9/04	**Date Received:**	1/9/04
Date Analyzed:	1/12/04	**Matrix:**	SOIL
File ID:	VI011214.D	**Analytical Run ID:**	VI010604
Dilution:	1	**Instrument ID:**	MSVOAI
Analytical Method:	8260	**Associated Blank:**	VBI0112S2
Sample Wt/Vol:	5.0 **Units:** g	**Soil Extract Vol:**	
Soil Aliquot Vol:		**% Moisture:**	6

Parameter	CAS Number	Concentration	C	RDL	MDL	Units
TARGETS						
Chloromethane	74-87-3	< 1.8	U	5.3	1.8	ug/Kg
Vinyl chloride	75-01-4	< 1.1	U	5.3	1.1	ug/Kg
Bromomethane	74-83-9	< 1.1	U	5.3	1.1	ug/Kg
Chloroethane	75-00-3	< 1.4	U	5.3	1.4	ug/Kg
1,1-Dichloroethene	75-35-4	< 1.2	U	5.3	1.2	ug/Kg
Acetone	67-64-1	< 3.7	U	27	3.7	ug/Kg
Carbon disulfide	75-15-0	< 1.4	U	5.3	1.4	ug/Kg
thylene Chloride	75-09-2	7.9	B	5.3	1.4	ug/Kg
trans-1,2-Dichloroethene	156-60-5	< 1.2	U	5.3	1.2	ug/Kg
1,1-Dichloroethane	75-34-3	< 0.96	U	5.3	0.96	ug/Kg
2-Butanone	78-93-3	< 5.3	U	27	5.3	ug/Kg
Carbon Tetrachloride	56-23-5	< 2.2	U	5.3	2.2	ug/Kg
cis-1,2-Dichloroethene	156-59-2	< 0.96	U	5.3	0.96	ug/Kg
Chloroform	67-66-3	< 1.1	U	5.3	1.1	ug/Kg
1,1,1-Trichloroethane	71-55-6	< 1.1	U	5.3	1.1	ug/Kg
Benzene	71-43-2	< 1.1	U	5.3	1.1	ug/Kg
1,2-Dichloroethane	107-06-2	< 1.2	U	5.3	1.2	ug/Kg
Trichloroethene	79-01-6	< 1.1	U	5.3	1.1	ug/Kg
1,2-Dichloropropane	78-87-5	< 0.85	U	5.3	0.85	ug/Kg
Bromodichloromethane	75-27-4	< 0.85	U	5.3	0.85	ug/Kg
4-Methyl-2-Pentanone	108-10-1	< 4.3	U	27	4.3	ug/Kg
Toluene	108-88-3	< 1.2	U	5.3	1.2	ug/Kg
t-1,3-Dichloropropene	10061-02-6	< 1.1	U	5.3	1.1	ug/Kg
cis-1,3-Dichloropropene	10061-01-5	< 0.96	U	5.3	0.96	ug/Kg
1,1,2-Trichloroethane	79-00-5	< 1.2	U	5.3	1.2	ug/Kg
2-Hexanone	591-78-6	< 5.3	U	27	5.3	ug/Kg
Dibromochloromethane	124-48-1	< 0.96	U	5.3	0.96	ug/Kg
Tetrachloroethene	127-18-4	< 1.3	U	5.3	1.3	ug/Kg
Chlorobenzene	108-90-7	< 1.2	U	5.3	1.2	ug/Kg
yl Benzene	100-41-4	< 1.1	U	5.3	1.1	ug/Kg
-Xylenes	136777-61-2	< 3.0	U	5.3	3.0	ug/Kg
o-Xylene	95-47-6	< 1.2	U	5.3	1.2	ug/Kg
Styrene	100-42-5	< 1.5	U	5.3	1.5	ug/Kg
Bromoform	75-25-2	< 1.2	U	5.3	1.2	ug/Kg

13MS

Chemtech Consulting Group

Volatiles

SW-846

SDG No.: S1092

Client: Shaw E & I, Inc.

Sample ID:	S1092-02	**Client ID:**	SB-2622-26
Date Collected:	1/9/04	**Date Received:**	1/9/04
Date Analyzed:	1/12/04	**Matrix:**	SOIL
File ID:	VI011214.D	**Analytical Run ID:**	VI010604
Dilution:	1	**Instrument ID:**	MSVOAI
Analytical Method:	8260	**Associated Blank:**	VBI0112S2
Sample Wt/Vol:	5.0 **Units:** g	**Soil Extract Vol:**	
Soil Aliquot Vol:		**% Moisture:**	6

Parameter	CAS Number	Concentration	C	RDL	MDL	Units
1,1,2,2-Tetrachloroethane	79-34-5	< 1.1	U	5.3	1.1	ug/Kg
SURROGATES						
1,2-Dichloroethane-d4	17060-07-0	35.07	70 %	70 - 121		SPK: 50
Dibromofluoromethane	1868-53-7	46.8	94 %	80 - 120		SPK: 50
Toluene-d8	2037-26-5	46.88	94 %	81 - 117		SPK: 50
4-Bromofluorobenzene	460-00-4	50.87	102 %	74 - 121		SPK: 50
INTERNAL STANDARDS						
~ntafluorobenzene	363-72-4	493890	4.06			
-Difluorobenzene	540-36-3	891107	4.51			
Chlorobenzene-d5	3114-55-4	803615	7.59			
1,4-Dichlorobenzene-d4	3855-82-1	408423	9.81			

Chemtech Consulting Group

Volatiles
SW-846

SDG No.: S1092

Client: Shaw E & I, Inc.

Sample ID: S1092-03 **Client ID:** SB-26

Date Collected: 1/9/04 **Date Received:** 1/9/04
Date Analyzed: 1/12/04 **Matrix:** WATER
File ID: VJ011208.D **Analytical Run ID:** VJ123003
Dilution: 1 **Instrument ID:** MSVOAJ
Analytical Method: 8260 **Associated Blank:** VBJ0112W2
Sample Wt/Vol: 5.0 **Units:** mL **Soil Extract Vol:**
Soil Aliquot Vol: **% Moisture:** 100

Parameter	CAS Number	Concentration	C	RDL	MDL	Units
TARGETS						
Chloromethane	74-87-3	< 0.51	U	5.0	0.51	ug/L
Vinyl chloride	75-01-4	< 0.79	U	5.0	0.79	ug/L
Bromomethane	74-83-9	< 0.38	U	5.0	0.38	ug/L
Chloroethane	75-00-3	< 2.4	U	5.0	2.4	ug/L
1,1-Dichloroethene	75-35-4	< 0.69	U	5.0	0.69	ug/L
Acetone	67-64-1	< 3.5	U	25	3.5	ug/L
Carbon disulfide	75-15-0	< 0.72	U	5.0	0.72	ug/L
ethylene Chloride	75-09-2	< 1.8	U	5.0	1.8	ug/L
trans-1,2-Dichloroethene	156-60-5	< 0.81	U	5.0	0.81	ug/L
1,1-Dichloroethane	75-34-3	< 0.66	U	5.0	0.66	ug/L
2-Butanone	78-93-3	< 2.3	U	25	2.3	ug/L
Carbon Tetrachloride	56-23-5	< 0.47	U	5.0	0.47	ug/L
cis-1,2-Dichloroethene	156-59-2	< 0.62	U	5.0	0.62	ug/L
Chloroform	67-66-3	8.3		5.0	0.61	ug/L
1,1,1-Trichloroethane	71-55-6	< 0.75	U	5.0	0.75	ug/L
Benzene	71-43-2	< 0.71	U	5.0	0.71	ug/L
1,2-Dichloroethane	107-06-2	< 0.56	U	5.0	0.56	ug/L
Trichloroethene	79-01-6	< 0.72	U	5.0	0.72	ug/L
1,2-Dichloropropane	78-87-5	< 0.73	U	5.0	0.73	ug/L
Bromodichloromethane	75-27-4	< 0.73	U	5.0	0.73	ug/L
4-Methyl-2-Pentanone	108-10-1	< 0.81	U	25	0.81	ug/L
Toluene	108-88-3	< 0.71	U	5.0	0.71	ug/L
t-1,3-Dichloropropene	10061-02-6	< 0.66	U	5.0	0.66	ug/L
cis-1,3-Dichloropropene	10061-01-5	< 0.66	U	5.0	0.66	ug/L
1,1,2-Trichloroethane	79-00-5	< 0.62	U	5.0	0.62	ug/L
2-Hexanone	591-78-6	< 0.60	U	25	0.60	ug/L
Dibromochloromethane	124-48-1	< 0.66	U	5.0	0.66	ug/L
Tetrachloroethene	127-18-4	7.3		5.0	0.70	ug/L
Chlorobenzene	108-90-7	< 0.78	U	5.0	0.78	ug/L
Vinyl Benzene	100-41-4	< 0.76	U	5.0	0.76	ug/L
m,p-Xylenes	136777-61-2	< 1.5	U	5.0	1.5	ug/L
o-Xylene	95-47-6	< 0.72	U	5.0	0.72	ug/L
Styrene	100-42-5	< 0.92	U	5.0	0.92	ug/L
Bromoform	75-25-2	< 0.49	U	5.0	0.49	ug/L

Chemtech Consulting Group

Volatiles
SW-846

SDG No.: S1092

Client: Shaw E & I, Inc.

Sample ID:	S1092-03	**Client ID:**	SB-26
Date Collected:	1/9/04	**Date Received:**	1/9/04
Date Analyzed:	1/12/04	**Matrix:**	WATER
File ID:	VJ011208.D	**Analytical Run ID:**	VJ123003
Dilution:	1	**Instrument ID:**	MSVOAJ
Analytical Method:	8260	**Associated Blank:**	VBJ0112W2
Sample Wt/Vol:	5.0 **Units:** mL	**Soil Extract Vol:**	
Soil Aliquot Vol:		**% Moisture:**	100

Parameter	CAS Number	Concentration	C	RDL	MDL	Units
1,1,2,2-Tetrachloroethane	79-34-5	< 0.70	U	5.0	0.70	ug/L
SURROGATES						
1,2-Dichloroethane-d4	17060-07-0	44.68	89 %	68 - 135		SPK: 50
Dibromofluoromethane	1868-53-7	49.06	98 %	70 - 125		SPK: 50
Toluene-d8	2037-26-5	51.6	103 %	70 - 125		SPK: 50
4-Bromofluorobenzene	460-00-4	48.15	96 %	70 - 125		SPK: 50
INTERNAL STANDARDS						
Pentafluorobenzene	363-72-4	488538	4.27			
-Difluorobenzene	540-36-3	1036592	4.89			
Chlorobenzene-d5	3114-55-4	883010	7.36			
1,4-Dichlorobenzene-d4	3855-82-1	329445	8.79			

Chemtech Consulting Group

Volatiles

SW-846

SDG No.: S1092

Client: Shaw E & I, Inc.

Sample ID:	S1092-04	**Client ID:**	SB-2718-22
Date Collected:	1/9/04	**Date Received:**	1/9/04
Date Analyzed:	1/12/04	**Matrix:**	SOIL
File ID:	VI011215.D	**Analytical Run ID:**	VI010604
Dilution:	1	**Instrument ID:**	MSVOAI
Analytical Method:	8260	**Associated Blank:**	VBI0112S2
Sample Wt/Wol:	5.0 **Units:** g	**Soil Extract Vol:**	
Soil Aliquot Vol:		**% Moisture:**	5

Parameter	CAS Number	Concentration	C	RDL	MDL	Units
TARGETS						
Chloromethane	74-87-3	< 1.8	U	5.3	1.8	ug/Kg
Vinyl chloride	75-01-4	< 1.1	U	5.3	1.1	ug/Kg
Bromomethane	74-83-9	< 1.1	U	5.3	1.1	ug/Kg
Chloroethane	75-00-3	< 1.4	U	5.3	1.4	ug/Kg
1,1-Dichloroethene	75-35-4	< 1.2	U	5.3	1.2	ug/Kg
Acetone	67-64-1	< 3.7	U	26	3.7	ug/Kg
Carbon disulfide	75-15-0	< 1.4	U	5.3	1.4	ug/Kg
hylene Chloride	75-09-2	8.5	B	5.3	1.4	ug/Kg
trans-1,2-Dichloroethene	156-60-5	< 1.2	U	5.3	1.2	ug/Kg
1,1-Dichloroethane	75-34-3	< 0.95	U	5.3	0.95	ug/Kg
2-Butanone	78-93-3	< 5.3	U	26	5.3	ug/Kg
Carbon Tetrachloride	56-23-5	< 2.2	U	5.3	2.2	ug/Kg
cis-1,2-Dichloroethene	156-59-2	< 0.95	U	5.3	0.95	ug/Kg
Chloroform	67-66-3	< 1.1	U	5.3	1.1	ug/Kg
1,1,1-Trichloroethane	71-55-6	< 1.1	U	5.3	1.1	ug/Kg
Benzene	71-43-2	< 1.1	U	5.3	1.1	ug/Kg
1,2-Dichloroethane	107-06-2	< 1.2	U	5.3	1.2	ug/Kg
Trichloroethene	79-01-6	< 1.1	U	5.3	1.1	ug/Kg
1,2-Dichloropropane	78-87-5	< 0.84	U	5.3	0.84	ug/Kg
Bromodichloromethane	75-27-4	< 0.84	U	5.3	0.84	ug/Kg
4-Methyl-2-Pentanone	108-10-1	< 4.2	U	26	4.2	ug/Kg
Toluene	108-88-3	< 1.2	U	5.3	1.2	ug/Kg
t-1,3-Dichloropropene	10061-02-6	< 1.1	U	5.3	1.1	ug/Kg
cis-1,3-Dichloropropene	10061-01-5	< 0.95	U	5.3	0.95	ug/Kg
1,1,2-Trichloroethane	79-00-5	< 1.2	U	5.3	1.2	ug/Kg
2-Hexanone	591-78-6	< 5.3	U	26	5.3	ug/Kg
Dibromochloromethane	124-48-1	< 0.95	U	5.3	0.95	ug/Kg
Tetrachloroethene	127-18-4	< 1.3	U	5.3	1.3	ug/Kg
Chlorobenzene	108-90-7	< 1.2	U	5.3	1.2	ug/Kg
yl Benzene	100-41-4	< 1.1	U	5.3	1.1	ug/Kg
p-Xylenes	136777-61-2	< 2.9	U	5.3	2.9	ug/Kg
o-Xylene	95-47-6	< 1.2	U	5.3	1.2	ug/Kg
Styrene	100-42-5	< 1.5	U	5.3	1.5	ug/Kg
Bromoform	75-25-2	< 1.2	U	5.3	1.2	ug/Kg

Chemtech Consulting Group

Volatiles

SW-846

SDG No.: S1092

Client: Shaw E & I, Inc.

Sample ID:	S1092-04	**Client ID:**	SB-2718-22
Date Collected:	1/9/04	**Date Received:**	1/9/04
Date Analyzed:	1/12/04	**Matrix:**	SOIL
File ID:	VI011215.D	**Analytical Run ID:**	VI010604
Dilution:	1	**Instrument ID:**	MSVOAI
Analytical Method:	8260	**Associated Blank:**	VBI0112S2
Sample Wt/Wol:	5.0 **Units:** g	**Soil Extract Vol:**	
Soil Aliquot Vol:		**% Moisture:**	5

Parameter	CAS Number	Concentration	C	RDL	MDL	Units
1,1,2,2-Tetrachloroethane	79-34-5	< 1.1	U	5.3	1.1	ug/Kg
SURROGATES						
1,2-Dichloroethane-d4	17060-07-0	35.66	71 %	70 - 121		SPK: 50
Dibromofluoromethane	1868-53-7	46.58	93 %	80 - 120		SPK: 50
Toluene-d8	2037-26-5	46.66	93 %	81 - 117		SPK: 50
4-Bromofluorobenzene	460-00-4	45.87	92 %	74 - 121		SPK: 50
INTERNAL STANDARDS						
Pentafluorobenzene	363-72-4	485911	4.06			
1,4-Difluorobenzene	540-36-3	887709	4.51			
Chlorobenzene-d5	3114-55-4	765716	7.58			
1,4-Dichlorobenzene-d4	3855-82-1	394877	9.81			

Chemtech Consulting Group

Volatiles

SW-846

SDG No.: S1092

Client: Shaw E & I, Inc.

Sample ID:	S1092-05	**Client ID:**	SB-2818-22
Date Collected:	1/9/04	**Date Received:**	1/9/04
Date Analyzed:	1/12/04	**Matrix:**	SOIL
File ID:	VI011216.D	**Analytical Run ID:**	VI010604
Dilution:	1	**Instrument ID:**	MSVOAI
Analytical Method:	8260	**Associated Blank:**	VBI0112S2
Sample Wt/Wol:	5.0 **Units:** g	**Soil Extract Vol:**	
Soil Aliquot Vol:		**% Moisture:**	5

Parameter	CAS Number	Concentration	C	RDL	MDL	Units
TARGETS						
Chloromethane	74-87-3	< 1.8	U	5.3	1.8	ug/Kg
Vinyl chloride	75-01-4	< 1.1	U	5.3	1.1	ug/Kg
Bromomethane	74-83-9	< 1.1	U	5.3	1.1	ug/Kg
Chloroethane	75-00-3	< 1.4	U	5.3	1.4	ug/Kg
1,1-Dichloroethene	75-35-4	< 1.2	U	5.3	1.2	ug/Kg
Acetone	67-64-1	< 3.7	U	26	3.7	ug/Kg
Carbon disulfide	75-15-0	< 1.4	U	5.3	1.4	ug/Kg
Methylene Chloride	75-09-2	6.9	B	5.3	1.4	ug/Kg
trans-1,2-Dichloroethene	156-60-5	< 1.2	U	5.3	1.2	ug/Kg
1,1-Dichloroethane	75-34-3	< 0.95	U	5.3	0.95	ug/Kg
2-Butanone	78-93-3	< 5.3	U	26	5.3	ug/Kg
Carbon Tetrachloride	56-23-5	< 2.2	U	5.3	2.2	ug/Kg
cis-1,2-Dichloroethene	156-59-2	< 0.95	U	5.3	0.95	ug/Kg
Chloroform	67-66-3	< 1.1	U	5.3	1.1	ug/Kg
1,1,1-Trichloroethane	71-55-6	< 1.1	U	5.3	1.1	ug/Kg
Benzene	71-43-2	< 1.1	U	5.3	1.1	ug/Kg
1,2-Dichloroethane	107-06-2	< 1.2	U	5.3	1.2	ug/Kg
Trichloroethene	79-01-6	< 1.1	U	5.3	1.1	ug/Kg
1,2-Dichloropropane	78-87-5	< 0.84	U	5.3	0.84	ug/Kg
Bromodichloromethane	75-27-4	< 0.84	U	5.3	0.84	ug/Kg
4-Methyl-2-Pentanone	108-10-1	< 4.2	U	26	4.2	ug/Kg
Toluene	108-88-3	< 1.2	U	5.3	1.2	ug/Kg
t-1,3-Dichloropropene	10061-02-6	< 1.1	U	5.3	1.1	ug/Kg
cis-1,3-Dichloropropene	10061-01-5	< 0.95	U	5.3	0.95	ug/Kg
1,1,2-Trichloroethane	79-00-5	< 1.2	U	5.3	1.2	ug/Kg
2-Hexanone	591-78-6	< 5.3	U	26	5.3	ug/Kg
Dibromochloromethane	124-48-1	< 0.95	U	5.3	0.95	ug/Kg
Tetrachloroethene	127-18-4	< 1.3	U	5.3	1.3	ug/Kg
Chlorobenzene	108-90-7	< 1.2	U	5.3	1.2	ug/Kg
Ethyl Benzene	100-41-4	< 1.1	U	5.3	1.1	ug/Kg
m,p-Xylenes	136777-61-2	< 2.9	U	5.3	2.9	ug/Kg
o-Xylene	95-47-6	< 1.2	U	5.3	1.2	ug/Kg
Styrene	100-42-5	< 1.5	U	5.3	1.5	ug/Kg
Bromoform	75-25-2	< 1.2	U	5.3	1.2	ug/Kg

ND

Chemtech Consulting Group

Volatiles

SW-846

SDG No.: S1092

Client: Shaw E & I, Inc.

Sample ID:	S1092-05	**Client ID:**	SB-2818-22
Date Collected:	1/9/04	**Date Received:**	1/9/04
Date Analyzed:	1/12/04	**Matrix:**	SOIL
File ID:	VI011216.D	**Analytical Run ID:**	VI010604
Dilution:	1	**Instrument ID:**	MSVOAI
Analytical Method:	8260	**Associated Blank:**	VBI0112S2
Sample Wt/Wol:	5.0 Units: g	**Soil Extract Vol:**	
Soil Aliquot Vol:		**% Moisture:**	5

Parameter	CAS Number	Concentration	C	RDL	MDL	Units
1,1,2,2-Tetrachloroethane	79-34-5	< 1.1	U	5.3	1.1	ug/Kg
SURROGATES						
1,2-Dichloroethane-d4	17060-07-0	37.81	76 %	70 - 121		SPK: 50
Dibromofluoromethane	1868-53-7	48.77	98 %	80 - 120		SPK: 50
Toluene-d8	2037-26-5	46.47	93 %	81 - 117		SPK: 50
4-Bromofluorobenzene	460-00-4	48.71	97 %	74 - 121		SPK: 50
INTERNAL STANDARDS						
Pentafluorobenzene	363-72-4	486343	4.07			
-Difluorobenzene	540-36-3	882687	4.52			
Chlorobenzene-d5	3114-55-4	774150	7.59			
1,4-Dichlorobenzene-d4	3855-82-1	415118	9.81			

Chemtech Consulting Group

Volatiles

SW-846

SDG No.: S1092

Client: Shaw E & I, Inc.

Sample ID: S1092-06 **Client ID:** SB-28

Date Collected: 1/9/04 **Date Received:** 1/9/04
Date Analyzed: 1/12/04 **Matrix:** WATER
File ID: VJ011209.D **Analytical Run ID:** VJ123003
Dilution: 1 **Instrument ID:** MSVOAJ
Analytical Method: 8260 **Associated Blank:** VBJ0112W2
Sample Wt/Wol: 5.0 **Units:** mL **Soil Extract Vol:**
Soil Aliquot Vol: **% Moisture:** 100

Parameter	CAS Number	Concentration	C	RDL	MDL	Units
TARGETS						
Chloromethane	74-87-3	< 0.51	U	5.0	0.51	ug/L
Vinyl chloride	75-01-4	< 0.79	U	5.0	0.79	ug/L
Bromomethane	74-83-9	< 0.38	U	5.0	0.38	ug/L
Chloroethane	75-00-3	< 2.4	U	5.0	2.4	ug/L
1,1-Dichloroethene	75-35-4	< 0.69	U	5.0	0.69	ug/L
Acetone	67-64-1	< 3.5	U	25	3.5	ug/L
Carbon disulfide	75-15-0	< 0.72	U	5.0	0.72	ug/L
Methylene Chloride	75-09-2	< 1.8	U	5.0	1.8	ug/L
trans-1,2-Dichloroethene	156-60-5	< 0.81	U	5.0	0.81	ug/L
1,1-Dichloroethane	75-34-3	< 0.66	U	5.0	0.66	ug/L
2-Butanone	78-93-3	< 2.3	U	25	2.3	ug/L
Carbon Tetrachloride	56-23-5	< 0.47	U	5.0	0.47	ug/L
cis-1,2-Dichloroethene	156-59-2	< 0.62	U	5.0	0.62	ug/L
Chloroform	67-66-3	4.0	J	5.0	0.61	ug/L
1,1,1-Trichloroethane	71-55-6	< 0.75	U	5.0	0.75	ug/L
Benzene	71-43-2	< 0.71	U	5.0	0.71	ug/L
1,2-Dichloroethane	107-06-2	< 0.56	U	5.0	0.56	ug/L
Trichloroethene	79-01-6	4.7	J	5.0	0.72	ug/L
1,2-Dichloropropane	78-87-5	< 0.73	U	5.0	0.73	ug/L
Bromodichloromethane	75-27-4	< 0.73	U	5.0	0.73	ug/L
4-Methyl-2-Pentanone	108-10-1	< 0.81	U	25	0.81	ug/L
Toluene	108-88-3	< 0.71	U	5.0	0.71	ug/L
t-1,3-Dichloropropene	10061-02-6	< 0.66	U	5.0	0.66	ug/L
cis-1,3-Dichloropropene	10061-01-5	< 0.66	U	5.0	0.66	ug/L
1,1,2-Trichloroethane	79-00-5	< 0.62	U	5.0	0.62	ug/L
2-Hexanone	591-78-6	< 0.60	U	25	0.60	ug/L
Dibromochloromethane	124-48-1	< 0.66	U	5.0	0.66	ug/L
Tetrachloroethene	127-18-4	4.6	J	5.0	0.70	ug/L
Chlorobenzene	108-90-7	< 0.78	U	5.0	0.78	ug/L
Ethyl Benzene	100-41-4	< 0.76	U	5.0	0.76	ug/L
m,p-Xylenes	136777-61-2	< 1.5	U	5.0	1.5	ug/L
o-Xylene	95-47-6	< 0.72	U	5.0	0.72	ug/L
Styrene	100-42-5	< 0.92	U	5.0	0.92	ug/L
Bromoform	75-25-2	< 0.49	U	5.0	0.49	ug/L

Chemtech Consulting Group

Volatiles
SW-846

SDG No.: S1092

Client: Shaw E & I, Inc.

Sample ID:	S1092-06	**Client ID:**	SB-28
Date Collected:	1/9/04	**Date Received:**	1/9/04
Date Analyzed:	1/12/04	**Matrix:**	WATER
File ID:	VJ011209.D	**Analytical Run ID:**	VJ123003
Dilution:	1	**Instrument ID:**	MSVOAJ
Analytical Method:	8260	**Associated Blank:**	VBJ0112W2
Sample Wt/Vol:	5.0 **Units:** mL	**Soil Extract Vol:**	
Soil Aliquot Vol:		**% Moisture:**	100

Parameter	CAS Number	Concentration	C	RDL	MDL	Units
1,1,2,2-Tetrachloroethane	79-34-5	< 0.70	U	5.0	0.70	ug/L
SURROGATES						
1,2-Dichloroethane-d4	17060-07-0	44.04	88 %	68 - 135		SPK: 50
Dibromofluoromethane	1868-53-7	48.57	97 %	70 - 125		SPK: 50
Toluene-d8	2037-26-5	51.38	103 %	70 - 125		SPK: 50
4-Bromofluorobenzene	460-00-4	47.47	95 %	70 - 125		SPK: 50
INTERNAL STANDARDS						
Pentafluorobenzene	363-72-4	481327	4.27			
1,4-Difluorobenzene	540-36-3	1021090	4.89			
Chlorobenzene-d5	3114-55-4	865395	7.36			
1,4-Dichlorobenzene-d4	3855-82-1	323958	8.79			

Chemtech Consulting Group

Volatiles

SW-846

SDG No.: S1092

Client: Shaw E & I, Inc.

Sample ID: S1092-07 | Client ID: SB-2918-22

Date Collected: 1/9/04 | Date Received: 1/9/04
Date Analyzed: 1/12/04 | Matrix: SOIL
File ID: VI011217.D | Analytical Run ID: VI010604
Dilution: 1 | Instrument ID: MSVOAI
Analytical Method: 8260 | Associated Blank: VBI0112S2
Sample Wt/Vol: 5.0 Units: g | Soil Extract Vol:
Soil Aliquot Vol: | % Moisture: 6

Parameter	CAS Number	Concentration	C	RDL	MDL	Units
TARGETS						
Chloromethane	74-87-3	< 1.8	U	5.3	1.8	ug/Kg
Vinyl chloride	75-01-4	< 1.1	U	5.3	1.1	ug/Kg
Bromomethane	74-83-9	< 1.1	U	5.3	1.1	ug/Kg
Chloroethane	75-00-3	< 1.4	U	5.3	1.4	ug/Kg
1,1-Dichloroethene	75-35-4	< 1.2	U	5.3	1.2	ug/Kg
Acetone	67-64-1	< 3.7	U	27	3.7	ug/Kg
Carbon disulfide	75-15-0	< 1.4	U	5.3	1.4	ug/Kg
hylene Chloride	75-09-2	7.0	B	5.3	1.4	ug/Kg
trans-1,2-Dichloroethene	156-60-5	< 1.2	U	5.3	1.2	ug/Kg
1,1-Dichloroethane	75-34-3	< 0.96	U	5.3	0.96	ug/Kg
2-Butanone	78-93-3	< 5.3	U	27	5.3	ug/Kg
Carbon Tetrachloride	56-23-5	< 2.2	U	5.3	2.2	ug/Kg
cis-1,2-Dichloroethene	156-59-2	< 0.96	U	5.3	0.96	ug/Kg
Chloroform	67-66-3	< 1.1	U	5.3	1.1	ug/Kg
1,1,1-Trichloroethane	71-55-6	< 1.1	U	5.3	1.1	ug/Kg
Benzene	71-43-2	< 1.1	U	5.3	1.1	ug/Kg
1,2-Dichloroethane	107-06-2	< 1.2	U	5.3	1.2	ug/Kg
Trichloroethene	79-01-6	< 1.1	U	5.3	1.1	ug/Kg
1,2-Dichloropropane	78-87-5	< 0.85	U	5.3	0.85	ug/Kg
Bromodichloromethane	75-27-4	< 0.85	U	5.3	0.85	ug/Kg
4-Methyl-2-Pentanone	108-10-1	< 4.3	U	27	4.3	ug/Kg
Toluene	108-88-3	< 1.2	U	5.3	1.2	ug/Kg
t-1,3-Dichloropropene	10061-02-6	< 1.1	U	5.3	1.1	ug/Kg
cis-1,3-Dichloropropene	10061-01-5	< 0.96	U	5.3	0.96	ug/Kg
1,1,2-Trichloroethane	79-00-5	< 1.2	U	5.3	1.2	ug/Kg
2-Hexanone	591-78-6	< 5.3	U	27	5.3	ug/Kg
Dibromochloromethane	124-48-1	< 0.96	U	5.3	0.96	ug/Kg
Tetrachloroethene	127-18-4	< 1.3	U	5.3	1.3	ug/Kg
Chlorobenzene	108-90-7	< 1.2	U	5.3	1.2	ug/Kg
yl Benzene	100-41-4	< 1.1	U	5.3	1.1	ug/Kg
-Xylenes	136777-61-2	< 3.0	U	5.3	3.0	ug/Kg
o-Xylene	95-47-6	< 1.2	U	5.3	1.2	ug/Kg
Styrene	100-42-5	< 1.5	U	5.3	1.5	ug/Kg
Bromoform	75-25-2	< 1.2	U	5.3	1.2	ug/Kg

Chemtech Consulting Group

Volatiles

SW-846

SDG No.: S1092

Client: Shaw E & I, Inc.

Sample ID:	S1092-07	**Client ID:**	SB-2918-22
Date Collected:	1/9/04	**Date Received:**	1/9/04
Date Analyzed:	1/12/04	**Matrix:**	SOIL
File ID:	VI011217.D	**Analytical Run ID:**	VI010604
Dilution:	1	**Instrument ID:**	MSVOAI
Analytical Method:	8260	**Associated Blank:**	VBI0112S2
Sample Wt/Vol:	5.0 **Units:** g	**Soil Extract Vol:**	
Soil Aliquot Vol:		**% Moisture:**	6

Parameter	CAS Number	Concentration	C	RDL	MDL	Units
1,1,2,2-Tetrachloroethane	79-34-5	< 1.1	U	5.3	1.1	ug/Kg
SURROGATES						
1,2-Dichloroethane-d4	17060-07-0	35.61	71 %	70 - 121		SPK: 50
Dibromofluoromethane	1868-53-7	51.2	102 %	80 - 120		SPK: 50
Toluene-d8	2037-26-5	49.04	98 %	81 - 117		SPK: 50
4-Bromofluorobenzene	460-00-4	47.8	96 %	74 - 121		SPK: 50
INTERNAL STANDARDS						
ntafluorobenzene	363-72-4	472063	4.07			
-Difluorobenzene	540-36-3	830580	4.52			
Chlorobenzene-d5	3114-55-4	763726	7.59			
1,4-Dichlorobenzene-d4	3855-82-1	381935	9.81			

Chemtech Consulting Group

Volatiles
SW-846

SDG No.: S1092

Client: Shaw E & I, Inc.

Sample ID: S1092-08 **Client ID:** SB-29

Date Collected: 1/9/04 **Date Received:** 1/9/04
Date Analyzed: 1/12/04 **Matrix:** WATER
File ID: VJ011210.D **Analytical Run ID:** VJ123003
Dilution: 1 **Instrument ID:** MSVOAJ
Analytical Method: 8260 **Associated Blank:** VBJ0112W2
Sample Wt/Vol: 5.0 **Units:** mL **Soil Extract Vol:**
Soil Aliquot Vol: **% Moisture:** 100

Parameter	CAS Number	Concentration	C	RDL	MDL	Units
TARGETS						
Chloromethane	74-87-3	< 0.51	U	5.0	0.51	ug/L
Vinyl chloride	75-01-4	< 0.79	U	5.0	0.79	ug/L
Bromomethane	74-83-9	< 0.38	U	5.0	0.38	ug/L
Chloroethane	75-00-3	< 2.4	U	5.0	2.4	ug/L
1,1-Dichloroethene	75-35-4	< 0.69	U	5.0	0.69	ug/L
Acetone	67-64-1	< 3.5	U	25	3.5	ug/L
⁻arbon disulfide	75-15-0	< 0.72	U	5.0	0.72	ug/L
ɔthylene Chloride	75-09-2	< 1.8	U	5.0	1.8	ug/L
trans-1,2-Dichloroethene	156-60-5	< 0.81	U	5.0	0.81	ug/L
1,1-Dichloroethane	75-34-3	< 0.66	U	5.0	0.66	ug/L
2-Butanone	78-93-3	< 2.3	U	25	2.3	ug/L
Carbon Tetrachloride	56-23-5	< 0.47	U	5.0	0.47	ug/L
cis-1,2-Dichloroethene	156-59-2	< 0.62	U	5.0	0.62	ug/L
Chloroform	67-66-3	< 0.61	U	5.0	0.61	ug/L
1,1,1-Trichloroethane	71-55-6	< 0.75	U	5.0	0.75	ug/L
Benzene	71-43-2	< 0.71	U	5.0	0.71	ug/L
1,2-Dichloroethane	107-06-2	< 0.56	U	5.0	0.56	ug/L
Trichloroethene	79-01-6	6.2		5.0	0.72	ug/L
1,2-Dichloropropane	78-87-5	< 0.73	U	5.0	0.73	ug/L
Bromodichloromethane	75-27-4	< 0.73	U	5.0	0.73	ug/L
4-Methyl-2-Pentanone	108-10-1	< 0.81	U	25	0.81	ug/L
Toluene	108-88-3	< 0.71	U	5.0	0.71	ug/L
t-1,3-Dichloropropene	10061-02-6	< 0.66	U	5.0	0.66	ug/L
cis-1,3-Dichloropropene	10061-01-5	< 0.66	U	5.0	0.66	ug/L
1,1,2-Trichloroethane	79-00-5	< 0.62	U	5.0	0.62	ug/L
2-Hexanone	591-78-6	< 0.60	U	25	0.60	ug/L
Dibromochloromethane	124-48-1	< 0.66	U	5.0	0.66	ug/L
Tetrachloroethene	127-18-4	< 0.70	U	5.0	0.70	ug/L
Chlorobenzene	108-90-7	< 0.78	U	5.0	0.78	ug/L
ıyl Benzene	100-41-4	< 0.76	U	5.0	0.76	ug/L
ım/p-Xylenes	136777-61-2	< 1.5	U	5.0	1.5	ug/L
o-Xylene	95-47-6	< 0.72	U	5.0	0.72	ug/L
Styrene	100-42-5	< 0.92	U	5.0	0.92	ug/L
Bromoform	75-25-2	< 0.49	U	5.0	0.49	ug/L

Chemtech Consulting Group

Volatiles
SW-846

SDG No.: S1092

Client: Shaw E & I, Inc.

Sample ID:	S1092-08	**Client ID:**	SB-29
Date Collected:	1/9/04	**Date Received:**	1/9/04
Date Analyzed:	1/12/04	**Matrix:**	WATER
File ID:	VJ011210.D	**Analytical Run ID:**	VJ123003
Dilution:	1	**Instrument ID:**	MSVOAJ
Analytical Method:	8260	**Associated Blank:**	VBJ0112W2
Sample Wt/Wol:	5.0 **Units:** mL	**Soil Extract Vol:**	
Soil Aliquot Vol:		**% Moisture:**	100

Parameter	CAS Number	Concentration	C	RDL	MDL	Units
1,1,2,2-Tetrachloroethane	79-34-5	< 0.70	U	5.0	0.70	ug/L
SURROGATES						
1,2-Dichloroethane-d4	17060-07-0	44.39	89 %	68 - 135		SPK: 50
Dibromofluoromethane	1868-53-7	50.31	101 %	70 - 125		SPK: 50
Toluene-d8	2037-26-5	52	104 %	70 - 125		SPK: 50
4-Bromofluorobenzene	460-00-4	47.89	96 %	70 - 125		SPK: 50
INTERNAL STANDARDS						
[illegible]utafluorobenzene	363-72-4	466774	4.27			
[illegible]-Difluorobenzene	540-36-3	973023	4.89			
Chlorobenzene-d5	3114-55-4	829567	7.37			
1,4-Dichlorobenzene-d4	3855-82-1	311205	8.79			

Chemtech Consulting Group

Volatiles

SW-846

SDG No.: S1092

Client: Shaw E & I, Inc.

Sample ID: S1092-09 **Client ID:** SB-3018-22

Date Collected: 1/9/04 **Date Received:** 1/9/04
Date Analyzed: 1/12/04 **Matrix:** SOIL
File ID: VI011218.D **Analytical Run ID:** VI010604
Dilution: 1 **Instrument ID:** MSVOAI
Analytical Method: 8260 **Associated Blank:** VBI0112S2
Sample Wt/Wol: 5.0 **Units:** g **Soil Extract Vol:**
Soil Aliquot Vol: **% Moisture:** 6

Parameter	CAS Number	Concentration	C	RDL	MDL	Units
TARGETS						
Chloromethane	74-87-3	< 1.8	U	5.3	1.8	ug/Kg
Vinyl chloride	75-01-4	< 1.1	U	5.3	1.1	ug/Kg
Bromomethane	74-83-9	< 1.1	U	5.3	1.1	ug/Kg
Chloroethane	75-00-3	< 1.4	U	5.3	1.4	ug/Kg
1,1-Dichloroethene	75-35-4	< 1.2	U	5.3	1.2	ug/Kg
Acetone	67-64-1	< 3.7	U	27	3.7	ug/Kg
Carbon disulfide	75-15-0	< 1.4	U	5.3	1.4	ug/Kg
Methylene Chloride	75-09-2	6.5	B	5.3	1.4	ug/Kg
trans-1,2-Dichloroethene	156-60-5	< 1.2	U	5.3	1.2	ug/Kg
1,1-Dichloroethane	75-34-3	< 0.96	U	5.3	0.96	ug/Kg
2-Butanone	78-93-3	< 5.3	U	27	5.3	ug/Kg
Carbon Tetrachloride	56-23-5	< 2.2	U	5.3	2.2	ug/Kg
cis-1,2-Dichloroethene	156-59-2	< 0.96	U	5.3	0.96	ug/Kg
Chloroform	67-66-3	< 1.1	U	5.3	1.1	ug/Kg
1,1,1-Trichloroethane	71-55-6	< 1.1	U	5.3	1.1	ug/Kg
Benzene	71-43-2	< 1.1	U	5.3	1.1	ug/Kg
1,2-Dichloroethane	107-06-2	< 1.2	U	5.3	1.2	ug/Kg
Trichloroethene	79-01-6	< 1.1	U	5.3	1.1	ug/Kg
1,2-Dichloropropane	78-87-5	< 0.85	U	5.3	0.85	ug/Kg
Bromodichloromethane	75-27-4	< 0.85	U	5.3	0.85	ug/Kg
4-Methyl-2-Pentanone	108-10-1	< 4.3	U	27	4.3	ug/Kg
Toluene	108-88-3	< 1.2	U	5.3	1.2	ug/Kg
t-1,3-Dichloropropene	10061-02-6	< 1.1	U	5.3	1.1	ug/Kg
cis-1,3-Dichloropropene	10061-01-5	< 0.96	U	5.3	0.96	ug/Kg
1,1,2-Trichloroethane	79-00-5	< 1.2	U	5.3	1.2	ug/Kg
2-Hexanone	591-78-6	< 5.3	U	27	5.3	ug/Kg
Dibromochloromethane	124-48-1	< 0.96	U	5.3	0.96	ug/Kg
Tetrachloroethene	127-18-4	< 1.3	U	5.3	1.3	ug/Kg
Chlorobenzene	108-90-7	< 1.2	U	5.3	1.2	ug/Kg
Ethyl Benzene	100-41-4	< 1.1	U	5.3	1.1	ug/Kg
m/p-Xylenes	136777-61-2	< 3.0	U	5.3	3.0	ug/Kg
o-Xylene	95-47-6	< 1.2	U	5.3	1.2	ug/Kg
Styrene	100-42-5	< 1.5	U	5.3	1.5	ug/Kg
Bromoform	75-25-2	< 1.2	U	5.3	1.2	ug/Kg

Chemtech Consulting Group

Volatiles

SW-846

SDG No.: S1092

Client: Shaw E & I, Inc.

Sample ID:	S1092-09	**Client ID:**	SB-3018-22
Date Collected:	1/9/04	**Date Received:**	1/9/04
Date Analyzed:	1/12/04	**Matrix:**	SOIL
File ID:	VI011218.D	**Analytical Run ID:**	VI010604
Dilution:	1	**Instrument ID:**	MSVOAI
Analytical Method:	8260	**Associated Blank:**	VBI0112S2
Sample Wt/Vol:	5.0 **Units:** g	**Soil Extract Vol:**	
Soil Aliquot Vol:		**% Moisture:**	6

Parameter	CAS Number	Concentration	C	RDL	MDL	Units
1,1,2,2-Tetrachloroethane	79-34-5	< 1.1	U	5.3	1.1	ug/Kg
SURROGATES						
1,2-Dichloroethane-d4	17060-07-0	37.51	75 %	70 - 121		SPK: 50
Dibromofluoromethane	1868-53-7	48.79	98 %	80 - 120		SPK: 50
Toluene-d8	2037-26-5	48.7	97 %	81 - 117		SPK: 50
4-Bromofluorobenzene	460-00-4	46.67	93 %	74 - 121		SPK: 50
INTERNAL STANDARDS						
ntafluorobenzene	363-72-4	487514	4.06			
-Difluorobenzene	540-36-3	863579	4.51			
Chlorobenzene-d5	3114-55-4	788003	7.58			
1,4-Dichlorobenzene-d4	3855-82-1	388073	9.82			

Chemtech Consulting Group

Volatiles

SW-846

SDG No.: S1092

Client: Shaw E & I, Inc.

Sample ID: S1092-10 Client ID: SB-3118-22

Date Collected: 1/9/04 Date Received: 1/9/04
Date Analyzed: 1/12/04 Matrix: SOIL
File ID: VI011219.D Analytical Run ID: VI010604
Dilution: 1 Instrument ID: MSVOAI
Analytical Method: 8260 Associated Blank: VBI0112S2
Sample Wt/Wol: 5.0 Units: g Soil Extract Vol:
Soil Aliquot Vol: % Moisture: 5

Parameter	CAS Number	Concentration	C	RDL	MDL	Units
TARGETS						
Chloromethane	74-87-3	< 1.8	U	5.3	1.8	ug/Kg
Vinyl chloride	75-01-4	< 1.1	U	5.3	1.1	ug/Kg
Bromomethane	74-83-9	< 1.1	U	5.3	1.1	ug/Kg
Chloroethane	75-00-3	< 1.4	U	5.3	1.4	ug/Kg
1,1-Dichloroethene	75-35-4	< 1.2	U	5.3	1.2	ug/Kg
Acetone	67-64-1	< 3.7	U	26	3.7	ug/Kg
Carbon disulfide	75-15-0	< 1.4	U	5.3	1.4	ug/Kg
Methylene Chloride	75-09-2	8.3	B	5.3	1.4	ug/Kg
trans-1,2-Dichloroethene	156-60-5	< 1.2	U	5.3	1.2	ug/Kg
1,1-Dichloroethane	75-34-3	< 0.95	U	5.3	0.95	ug/Kg
2-Butanone	78-93-3	< 5.3	U	26	5.3	ug/Kg
Carbon Tetrachloride	56-23-5	< 2.2	U	5.3	2.2	ug/Kg
cis-1,2-Dichloroethene	156-59-2	< 0.95	U	5.3	0.95	ug/Kg
Chloroform	67-66-3	< 1.1	U	5.3	1.1	ug/Kg
1,1,1-Trichloroethane	71-55-6	< 1.1	U	5.3	1.1	ug/Kg
Benzene	71-43-2	< 1.1	U	5.3	1.1	ug/Kg
1,2-Dichloroethane	107-06-2	< 1.2	U	5.3	1.2	ug/Kg
Trichloroethene	79-01-6	< 1.1	U	5.3	1.1	ug/Kg
1,2-Dichloropropane	78-87-5	< 0.84	U	5.3	0.84	ug/Kg
Bromodichloromethane	75-27-4	< 0.84	U	5.3	0.84	ug/Kg
4-Methyl-2-Pentanone	108-10-1	< 4.2	U	26	4.2	ug/Kg
Toluene	108-88-3	< 1.2	U	5.3	1.2	ug/Kg
t-1,3-Dichloropropene	10061-02-6	< 1.1	U	5.3	1.1	ug/Kg
cis-1,3-Dichloropropene	10061-01-5	< 0.95	U	5.3	0.95	ug/Kg
1,1,2-Trichloroethane	79-00-5	< 1.2	U	5.3	1.2	ug/Kg
2-Hexanone	591-78-6	< 5.3	U	26	5.3	ug/Kg
Dibromochloromethane	124-48-1	< 0.95	U	5.3	0.95	ug/Kg
Tetrachloroethene	127-18-4	< 1.3	U	5.3	1.3	ug/Kg
Chlorobenzene	108-90-7	< 1.2	U	5.3	1.2	ug/Kg
Ethyl Benzene	100-41-4	< 1.1	U	5.3	1.1	ug/Kg
m,p-Xylenes	136777-61-2	< 2.9	U	5.3	2.9	ug/Kg
o-Xylene	95-47-6	< 1.2	U	5.3	1.2	ug/Kg
Styrene	100-42-5	< 1.5	U	5.3	1.5	ug/Kg
Bromoform	75-25-2	< 1.2	U	5.3	1.2	ug/Kg

Chemtech Consulting Group

Volatiles

SW-846

SDG No.: S1092

Client: Shaw E & I, Inc.

Sample ID:	S1092-10	**Client ID:**	SB-3118-22
Date Collected:	1/9/04	**Date Received:**	1/9/04
Date Analyzed:	1/12/04	**Matrix:**	SOIL
File ID:	VI011219.D	**Analytical Run ID:**	VI010604
Dilution:	1	**Instrument ID:**	MSVOAI
Analytical Method:	8260	**Associated Blank:**	VBI0112S2
Sample Wt/Wol:	5.0 **Units:** g	**Soil Extract Vol:**	
Soil Aliquot Vol:		**% Moisture:**	5

Parameter	CAS Number	Concentration	C	RDL	MDL	Units
1,1,2,2-Tetrachloroethane	79-34-5	< 1.1	U	5.3	1.1	ug/Kg
SURROGATES						
1,2-Dichloroethane-d4	17060-07-0	37.87	76 %	70 - 121		SPK: 50
Dibromofluoromethane	1868-53-7	46.48	93 %	80 - 120		SPK: 50
Toluene-d8	2037-26-5	46.98	94 %	81 - 117		SPK: 50
4-Bromofluorobenzene	460-00-4	47.56	95 %	74 - 121		SPK: 50
INTERNAL STANDARDS						
Pentafluorobenzene	363-72-4	451008	4.06			
Difluorobenzene	540-36-3	819564	4.51			
Chlorobenzene-d5	3114-55-4	743923	7.59			
1,4-Dichlorobenzene-d4	3855-82-1	373484	9.81			

Chemtech Consulting Group

Volatiles

SW-846

SDG No.: S1092

Client: Shaw E & I, Inc.

Sample ID: S1092-11 | Client ID: FIELDBLANK

Date Collected: 1/9/04 | Date Received: 1/9/04
Date Analyzed: 1/12/04 | Matrix: WATER
File ID: VJ011207.D | Analytical Run ID: VJ123003
Dilution: 1 | Instrument ID: MSVOAJ
Analytical Method: 8260 | Associated Blank: VBJ0112W2
Sample Wt/Vol: 5.0 Units: mL | Soil Extract Vol:
Soil Aliquot Vol: | % Moisture: 100

Parameter	CAS Number	Concentration	C	RDL	MDL	Units
TARGETS						
Chloromethane	74-87-3	< 0.51	U	5.0	0.51	ug/L
Vinyl chloride	75-01-4	< 0.79	U	5.0	0.79	ug/L
Bromomethane	74-83-9	< 0.38	U	5.0	0.38	ug/L
Chloroethane	75-00-3	< 2.4	U	5.0	2.4	ug/L
1,1-Dichloroethene	75-35-4	< 0.69	U	5.0	0.69	ug/L
Acetone	67-64-1	< 3.5	U	25	3.5	ug/L
rbon disulfide	75-15-0	< 0.72	U	5.0	0.72	ug/L
ethylene Chloride	75-09-2	< 1.8	U	5.0	1.8	ug/L
trans-1,2-Dichloroethene	156-60-5	< 0.81	U	5.0	0.81	ug/L
1,1-Dichloroethane	75-34-3	< 0.66	U	5.0	0.66	ug/L
2-Butanone	78-93-3	< 2.3	U	25	2.3	ug/L
Carbon Tetrachloride	56-23-5	< 0.47	U	5.0	0.47	ug/L
cis-1,2-Dichloroethene	156-59-2	< 0.62	U	5.0	0.62	ug/L
Chloroform	67-66-3	< 0.61	U	5.0	0.61	ug/L
1,1,1-Trichloroethane	71-55-6	< 0.75	U	5.0	0.75	ug/L
Benzene	71-43-2	< 0.71	U	5.0	0.71	ug/L
1,2-Dichloroethane	107-06-2	< 0.56	U	5.0	0.56	ug/L
Trichloroethene	79-01-6	< 0.72	U	5.0	0.72	ug/L
1,2-Dichloropropane	78-87-5	< 0.73	U	5.0	0.73	ug/L
Bromodichloromethane	75-27-4	< 0.73	U	5.0	0.73	ug/L
4-Methyl-2-Pentanone	108-10-1	< 0.81	U	25	0.81	ug/L
Toluene	108-88-3	< 0.71	U	5.0	0.71	ug/L
t-1,3-Dichloropropene	10061-02-6	< 0.66	U	5.0	0.66	ug/L
cis-1,3-Dichloropropene	10061-01-5	< 0.66	U	5.0	0.66	ug/L
1,1,2-Trichloroethane	79-00-5	< 0.62	U	5.0	0.62	ug/L
2-Hexanone	591-78-6	< 0.60	U	25	0.60	ug/L
Dibromochloromethane	124-48-1	< 0.66	U	5.0	0.66	ug/L
Tetrachloroethene	127-18-4	< 0.70	U	5.0	0.70	ug/L
Chlorobenzene	108-90-7	< 0.78	U	5.0	0.78	ug/L
yl Benzene	100-41-4	< 0.76	U	5.0	0.76	ug/L
m/p-Xylenes	136777-61-2	< 1.5	U	5.0	1.5	ug/L
o-Xylene	95-47-6	< 0.72	U	5.0	0.72	ug/L
Styrene	100-42-5	< 0.92	U	5.0	0.92	ug/L
Bromoform	75-25-2	< 0.49	U	5.0	0.49	ug/L

BAS

Chemtech Consulting Group

Volatiles
SW-846

SDG No.: S1092

Client: Shaw E & I, Inc.

Sample ID:	S1092-11	**Client ID:**	FIELDBLANK
Date Collected:	1/9/04	**Date Received:**	1/9/04
Date Analyzed:	1/12/04	**Matrix:**	WATER
File ID:	VJ011207.D	**Analytical Run ID:**	VJ123003
Dilution:	1	**Instrument ID:**	MSVOAJ
Analytical Method:	8260	**Associated Blank:**	VBJ0112W2
Sample Wt/Wol:	5.0 **Units:** mL	**Soil Extract Vol:**	
Soil Aliquot Vol:		**% Moisture:**	100

Parameter	CAS Number	Concentration	C	RDL	MDL	Units
1,1,2,2-Tetrachloroethane	79-34-5	< 0.70	U	5.0	0.70	ug/L
SURROGATES						
1,2-Dichloroethane-d4	17060-07-0	45.54	91 %	68 - 135		SPK: 50
Dibromofluoromethane	1868-53-7	50.14	100 %	70 - 125		SPK: 50
Toluene-d8	2037-26-5	51.27	103 %	70 - 125		SPK: 50
4-Bromofluorobenzene	460-00-4	48.78	98 %	70 - 125		SPK: 50
INTERNAL STANDARDS						
Pentafluorobenzene	363-72-4	484179	4.27			
-Difluorobenzene	540-36-3	1034075	4.89			
Chlorobenzene-d5	3114-55-4	895965	7.36			
1,4-Dichlorobenzene-d4	3855-82-1	337213	8.79			

Chemtech Consulting Group

Volatiles
SW-846

SDG No.: S1092

Client: Shaw E & I, Inc.

Sample ID: S1092-12 **Client ID:** TRIPBLANK

Date Collected: 1/9/04 **Date Received:** 1/9/04
Date Analyzed: 1/12/04 **Matrix:** WATER
File ID: VJ011206.D **Analytical Run ID:** VJ123003
Dilution: 1 **Instrument ID:** MSVOAJ
Analytical Method: 8260 **Associated Blank:** VBJ0112W2
Sample Wt/Vol: 5.0 **Units:** mL **Soil Extract Vol:**
Soil Aliquot Vol: **% Moisture:** 100

Parameter	CAS Number	Concentration	C	RDL	MDL	Units
TARGETS						
Chloromethane	74-87-3	< 0.51	U	5.0	0.51	ug/L
Vinyl chloride	75-01-4	< 0.79	U	5.0	0.79	ug/L
Bromomethane	74-83-9	< 0.38	U	5.0	0.38	ug/L
Chloroethane	75-00-3	< 2.4	U	5.0	2.4	ug/L
1,1-Dichloroethene	75-35-4	< 0.69	U	5.0	0.69	ug/L
Acetone	67-64-1	< 3.5	U	25	3.5	ug/L
Carbon disulfide	75-15-0	< 0.72	U	5.0	0.72	ug/L
thylene Chloride	75-09-2	< 1.8	U	5.0	1.8	ug/L
trans-1,2-Dichloroethene	156-60-5	< 0.81	U	5.0	0.81	ug/L
1,1-Dichloroethane	75-34-3	< 0.66	U	5.0	0.66	ug/L
2-Butanone	78-93-3	< 2.3	U	25	2.3	ug/L
Carbon Tetrachloride	56-23-5	< 0.47	U	5.0	0.47	ug/L
cis-1,2-Dichloroethene	156-59-2	< 0.62	U	5.0	0.62	ug/L
Chloroform	67-66-3	< 0.61	U	5.0	0.61	ug/L
1,1,1-Trichloroethane	71-55-6	< 0.75	U	5.0	0.75	ug/L
Benzene	71-43-2	< 0.71	U	5.0	0.71	ug/L
1,2-Dichloroethane	107-06-2	< 0.56	U	5.0	0.56	ug/L
Trichloroethene	79-01-6	< 0.72	U	5.0	0.72	ug/L
1,2-Dichloropropane	78-87-5	< 0.73	U	5.0	0.73	ug/L
Bromodichloromethane	75-27-4	< 0.73	U	5.0	0.73	ug/L
4-Methyl-2-Pentanone	108-10-1	< 0.81	U	25	0.81	ug/L
Toluene	108-88-3	< 0.71	U	5.0	0.71	ug/L
t-1,3-Dichloropropene	10061-02-6	< 0.66	U	5.0	0.66	ug/L
cis-1,3-Dichloropropene	10061-01-5	< 0.66	U	5.0	0.66	ug/L
1,1,2-Trichloroethane	79-00-5	< 0.62	U	5.0	0.62	ug/L
2-Hexanone	591-78-6	< 0.60	U	25	0.60	ug/L
Dibromochloromethane	124-48-1	< 0.66	U	5.0	0.66	ug/L
Tetrachloroethene	127-18-4	< 0.70	U	5.0	0.70	ug/L
Chlorobenzene	108-90-7	< 0.78	U	5.0	0.78	ug/L
hyl Benzene	100-41-4	< 0.76	U	5.0	0.76	ug/L
p-Xylenes	136777-61-2	< 1.5	U	5.0	1.5	ug/L
o-Xylene	95-47-6	< 0.72	U	5.0	0.72	ug/L
Styrene	100-42-5	< 0.92	U	5.0	0.92	ug/L
Bromoform	75-25-2	< 0.49	U	5.0	0.49	ug/L

BAS

Chemtech Consulting Group

Volatiles

SW-846

SDG No.: S1092

Client: Shaw E & I, Inc.

Sample ID:	S1092-12	**Client ID:**	TRIPBLANK
Date Collected:	1/9/04	**Date Received:**	1/9/04
Date Analyzed:	1/12/04	**Matrix:**	WATER
File ID:	VJ011206.D	**Analytical Run ID:**	VJ123003
Dilution:	1	**Instrument ID:**	MSVOAJ
Analytical Method:	8260	**Associated Blank:**	VBJ0112W2
Sample Wt/Wol:	5.0 **Units:** mL	**Soil Extract Vol:**	
Soil Aliquot Vol:		**% Moisture:**	100

Parameter	CAS Number	Concentration	C	RDL	MDL	Units
1,1,2,2-Tetrachloroethane	79-34-5	< 0.70	U	5.0	0.70	ug/L
SURROGATES						
1,2-Dichloroethane-d4	17060-07-0	44.85	90 %	68 - 135		SPK: 50
Dibromofluoromethane	1868-53-7	49.49	99 %	70 - 125		SPK: 50
Toluene-d8	2037-26-5	50.99	102 %	70 - 125		SPK: 50
4-Bromofluorobenzene	460-00-4	48.98	98 %	70 - 125		SPK: 50
INTERNAL STANDARDS						
Pentafluorobenzene	363-72-4	496459	4.27			
-Difluorobenzene	540-36-3	1049268	4.89			
Chlorobenzene-d5	3114-55-4	884366	7.36			
1,4-Dichlorobenzene-d4	3855-82-1	338092	8.78			

JULY 2004 DATA

CHEMTECH 284 Sheffield Street • Mountainside, NJ 07092 Phone: 908.789.8900 Fax: 908.789.8922

ANALYTICAL RESULTS SUMMARY

PROJECT NAME: NYC Adams Brush

SHAW E & I, INC.
92 NORTH AVENUE
SUITE 202
NEW ROCHELLE, NY 10801
9146339348

CHEMTECH PROJECT NO. S3542
ATTENTION: Mike Sherwood

Chemtech

TCLP Volatiles

SW-846

SDG No.: S3542

ient: Shaw E & I, Inc.

Sample ID: S3542-01 Client ID: B-1(33-35)

Date Collected: 7/10/2004 Date Received: 7/12/2004
Date Analyzed: 7/17/2004 Matrix: TCLP
File ID: VG071754.D Analytical Run ID: VG071404
Dilution: 5 Instrument ID: MSVOAG
Analytical Method: 8260 Associated Blank: VBG0717W4
Sample Wt/Wol: 5.0 Units: mL Soil Extract Vol:
Soil Aliquot Vol: % Moisture: 100

Parameter	CAS Number	Concentration	C	RDL	MDL	Units
TARGETS						
Vinyl chloride	75-01-4	< 1.4	U	25	1.4	ug/L
1,1-Dichloroethene	75-35-4	< 1.6	U	25	1.6	ug/L
2-Butanone	78-93-3	< 14	U	120	14	ug/L
Carbon Tetrachloride	56-23-5	< 2.4	U	25	2.4	ug/L
Chloroform	67-66-3	< 2.9	U	25	2.9	ug/L
Benzene	71-43-2	< 1.2	U	25	1.2	ug/L
1,2-Dichloroethane	107-06-2	< 1.6	U	25	1.6	ug/L
Trichloroethene	79-01-6	< 3.4	U	25	3.4	ug/L
chloroethene	127-18-4	< 1.6	U	25	1.6	ug/L
Chlorobenzene	108-90-7	< 1.8	U	25	1.8	ug/L
SURROGATES						
1,2-Dichloroethane-d4	17060-07-0	54.23	108 %	72 - 119		SPK: 50
Dibromofluoromethane	1868-53-7	52.42	105 %	85 - 115		SPK: 50
Toluene-d8	2037-26-5	51.15	102 %	81 - 120		SPK: 50
4-Bromofluorobenzene	460-00-4	53.3	107 %	76 - 119		SPK: 50
INTERNAL STANDARDS						
Pentafluorobenzene	363-72-4	855292	4.59			
1,4-Difluorobenzene	540-36-3	1537567	5.33			
Chlorobenzene-d5	3114-55-4	1594237	8.58			
1,4-Dichlorobenzene-d4	3855-82-1	823263	10.73			

Chemtech

TCLP Volatiles

SW-846

SDG No.: S3542

'ient: Shaw E & I, Inc.

Sample ID: S3542-02 Client ID: B-2(28-32)

Date Collected: 7/10/2004 Date Received: 7/12/2004
Date Analyzed: 7/17/2004 Matrix: TCLP
File ID: VG071748.D Analytical Run ID: VG071404
Dilution: 5 Instrument ID: MSVOAG
Analytical Method: 8260 Associated Blank: VBG0717W4
Sample Wt/Wol: 5.0 Units: mL Soil Extract Vol:
Soil Aliquot Vol: % Moisture: 100

Parameter	CAS Number	Concentration	C	RDL	MDL	Units
TARGETS						
Vinyl chloride	75-01-4	< 1.4	U	25	1.4	ug/L
1,1-Dichloroethene	75-35-4	< 1.6	U	25	1.6	ug/L
2-Butanone	78-93-3	< 14	U	120	14	ug/L
Carbon Tetrachloride	56-23-5	< 2.4	U	25	2.4	ug/L
Chloroform	67-66-3	< 2.9	U	25	2.9	ug/L
Benzene	71-43-2	< 1.2	U	25	1.2	ug/L
1,2-Dichloroethane	107-06-2	< 1.6	U	25	1.6	ug/L
Trichloroethene	79-01-6	< 3.4	U	25	3.4	ug/L
' :hloroethene	127-18-4	< 1.6	U	25	1.6	ug/L
Chlorobenzene	108-90-7	< 1.8	U	25	1.8	ug/L
SURROGATES						
1,2-Dichloroethane-d4	17060-07-0	51.77	104 %	72 - 119		SPK: 50
Dibromofluoromethane	1868-53-7	53.86	108 %	85 - 115		SPK: 50
Toluene-d8	2037-26-5	50.1	100 %	81 - 120		SPK: 50
4-Bromofluorobenzene	460-00-4	53.99	108 %	76 - 119		SPK: 50
INTERNAL STANDARDS						
Pentafluorobenzene	363-72-4	925577	4.60			
1,4-Difluorobenzene	540-36-3	1598617	5.34			
Chlorobenzene-d5	3114-55-4	1686032	8.58			
1,4-Dichlorobenzene-d4	3855-82-1	883618	10.72			

Chemtech

TCLP Volatiles

SW-846

SDG No.: S3542

'ient: Shaw E & I, Inc.

Sample ID: S3542-03 Client ID: B-3(28-33)

Date Collected: 7/10/2004 Date Received: 7/12/2004
Date Analyzed: 7/17/2004 Matrix: TCLP
File ID: VG071742.D Analytical Run ID: VG071404
Dilution: 5 Instrument ID: MSVOAG
Analytical Method: 8260 Associated Blank: VBG0717W4
Sample Wt/Wol: 5.0 Units: mL Soil Extract Vol:
Soil Aliquot Vol: % Moisture: 100

Parameter	CAS Number	Concentration	C	RDL	MDL	Units
TARGETS						
Vinyl chloride	75-01-4	< 1.4	U	25	1.4	ug/L
1,1-Dichloroethene	75-35-4	< 1.6	U	25	1.6	ug/L
2-Butanone	78-93-3	< 14	U	120	14	ug/L
Carbon Tetrachloride	56-23-5	< 2.4	U	25	2.4	ug/L
Chloroform	67-66-3	< 2.9	U	25	2.9	ug/L
Benzene	71-43-2	< 1.2	U	25	1.2	ug/L
1,2-Dichloroethane	107-06-2	< 1.6	U	25	1.6	ug/L
Trichloroethene	79-01-6	< 3.4	U	25	3.4	ug/L
7 :hloroethene	127-18-4	< 1.6	U	25	1.6	ug/L
Chlorobenzene	108-90-7	< 1.8	U	25	1.8	ug/L
SURROGATES						
1,2-Dichloroethane-d4	17060-07-0	53.91	108 %	72 - 119		SPK: 50
Dibromofluoromethane	1868-53-7	50.92	102 %	85 - 115		SPK: 50
Toluene-d8	2037-26-5	49.38	99 %	81 - 120		SPK: 50
4-Bromofluorobenzene	460-00-4	55.23	110 %	76 - 119		SPK: 50
INTERNAL STANDARDS						
Pentafluorobenzene	363-72-4	861708	4.60			
1,4-Difluorobenzene	540-36-3	1538094	5.33			
Chlorobenzene-d5	3114-55-4	1611645	8.59			
1,4-Dichlorobenzene-d4	3855-82-1	865296	10.73			

Chemtech

TCLP Volatiles

SW-846

SDG No.: S3542

lient: Shaw E & I, Inc.

Sample ID: S3542-04 Client ID: B-4(28-32)

Date Collected: 7/10/2004 Date Received: 7/12/2004
Date Analyzed: 7/17/2004 Matrix: TCLP
File ID: VG071736.D Analytical Run ID: VG071404
Dilution: 5 Instrument ID: MSVOAG
Analytical Method: 8260 Associated Blank: VBG0717W4
Sample Wt/Vol: 5.0 Units: mL Soil Extract Vol:
Soil Aliquot Vol: % Moisture: 100

Parameter	CAS Number	Concentration	C	RDL	MDL	Units
TARGETS						
Vinyl chloride	75-01-4	< 1.4	U	25	1.4	ug/L
1,1-Dichloroethene	75-35-4	< 1.6	U	25	1.6	ug/L
2-Butanone	78-93-3	31	J	120	14	ug/L
Carbon Tetrachloride	56-23-5	< 2.4	U	25	2.4	ug/L
Chloroform	67-66-3	< 2.9	U	25	2.9	ug/L
Benzene	71-43-2	< 1.2	U	25	1.2	ug/L
1,2-Dichloroethane	107-06-2	< 1.6	U	25	1.6	ug/L
Trichloroethene	79-01-6	< 3.4	U	25	3.4	ug/L
chloroethene	127-18-4	< 1.6	U	25	1.6	ug/L
Chlorobenzene	108-90-7	< 1.8	U	25	1.8	ug/L
SURROGATES						
1,2-Dichloroethane-d4	17060-07-0	52.8	106 %	72 - 119		SPK: 50
Dibromofluoromethane	1868-53-7	52.39	105 %	85 - 115		SPK: 50
Toluene-d8	2037-26-5	51.4	103 %	81 - 120		SPK: 50
4-Bromofluorobenzene	460-00-4	52.59	105 %	76 - 119		SPK: 50
INTERNAL STANDARDS						
Pentafluorobenzene	363-72-4	896280	4.60			
1,4-Difluorobenzene	540-36-3	1580865	5.34			
Chlorobenzene-d5	3114-55-4	1658081	8.59			
1,4-Dichlorobenzene-d4	3855-82-1	884053	10.73			

Chemtech

TCLP Volatiles
SW-846

SDG No.: S3542

lient: Shaw E & I, Inc.

Sample ID: S3542-07 Client ID: B-5(28-38)

Date Collected: 7/10/2004 Date Received: 7/12/2004
Date Analyzed: 7/18/2004 Matrix: TCLP
File ID: VG071817.D Analytical Run ID: VG071404
Dilution: 5 Instrument ID: MSVOAG
Analytical Method: 8260 Associated Blank: VBG0718W2
Sample Wt/Wol: 5.0 Units: mL Soil Extract Vol:
Soil Aliquot Vol: % Moisture: 100

Parameter	CAS Number	Concentration	C	RDL	MDL	Units
TARGETS						
Vinyl chloride	75-01-4	< 1.4	U	25	1.4	ug/L
1,1-Dichloroethene	75-35-4	< 1.6	U	25	1.6	ug/L
2-Butanone	78-93-3	< 14	U	120	14	ug/L
Carbon Tetrachloride	56-23-5	< 2.4	U	25	2.4	ug/L
Chloroform	67-66-3	< 2.9	U	25	2.9	ug/L
Benzene	71-43-2	< 1.2	U	25	1.2	ug/L
1,2-Dichloroethane	107-06-2	< 1.6	U	25	1.6	ug/L
Trichloroethene	79-01-6	< 3.4	U	25	3.4	ug/L
chloroethene	127-18-4	< 1.6	U	25	1.6	ug/L
Chlorobenzene	108-90-7	< 1.8	U	25	1.8	ug/L
SURROGATES						
1,2-Dichloroethane-d4	17060-07-0	45.91	92 %	72 - 119		SPK: 50
Dibromofluoromethane	1868-53-7	53.45	107 %	85 - 115		SPK: 50
Toluene-d8	2037-26-5	51.99	104 %	81 - 120		SPK: 50
4-Bromofluorobenzene	460-00-4	54.81	110 %	76 - 119		SPK: 50
INTERNAL STANDARDS						
Pentafluorobenzene	363-72-4	1068123	4.60			
1,4-Difluorobenzene	540-36-3	1788412	5.33			
Chlorobenzene-d5	3114-55-4	1909237	8.59			
1,4-Dichlorobenzene-d4	3855-82-1	999747	10.73			

Chemtech

TCLP Volatiles

SW-846

SDG No.: S3542

Client: Shaw E & I, Inc.

Sample ID: S3542-08 Client ID: B-6(28-33)

Date Collected: 7/10/2004 Date Received: 7/12/2004
Date Analyzed: 7/17/2004 Matrix: TCLP
File ID: VG071743.D Analytical Run ID: VG071404
Dilution: 5 Instrument ID: MSVOAG
Analytical Method: 8260 Associated Blank: VBG0717W4
Sample Wt/Vol: 5.0 Units: mL Soil Extract Vol:
Soil Aliquot Vol: % Moisture: 100

Parameter	CAS Number	Concentration	C	RDL	MDL	Units
TARGETS						
Vinyl chloride	75-01-4	< 1.4	U	25	1.4	ug/L
1,1-Dichloroethene	75-35-4	< 1.6	U	25	1.6	ug/L
2-Butanone	78-93-3	< 14	U	120	14	ug/L
Carbon Tetrachloride	56-23-5	< 2.4	U	25	2.4	ug/L
Chloroform	67-66-3	< 2.9	U	25	2.9	ug/L
Benzene	71-43-2	< 1.2	U	25	1.2	ug/L
1,2-Dichloroethane	107-06-2	< 1.6	U	25	1.6	ug/L
Trichloroethene	79-01-6	< 3.4	U	25	3.4	ug/L
chloroethene	127-18-4	< 1.6	U	25	1.6	ug/L
Chlorobenzene	108-90-7	< 1.8	U	25	1.8	ug/L
SURROGATES						
1,2-Dichloroethane-d4	17060-07-0	54.1	108 %	72 - 119		SPK: 50
Dibromofluoromethane	1868-53-7	52.19	104 %	85 - 115		SPK: 50
Toluene-d8	2037-26-5	50.2	100 %	81 - 120		SPK: 50
4-Bromofluorobenzene	460-00-4	54.81	110 %	76 - 119		SPK: 50
INTERNAL STANDARDS						
Pentafluorobenzene	363-72-4	869096	4.60			
1,4-Difluorobenzene	540-36-3	1541786	5.34			
Chlorobenzene-d5	3114-55-4	1668019	8.59			
1,4-Dichlorobenzene-d4	3855-82-1	870859	10.72			

Chemtech

TCLP Volatiles

SW-846

SDG No.: S3542

Client: Shaw E & I, Inc.

Sample ID:	S3542-09	Client ID:	B-7(28-33)
Date Collected:	7/10/2004	Date Received:	7/12/2004
Date Analyzed:	7/17/2004	Matrix:	TCLP
File ID:	VG071749.D	Analytical Run ID:	VG071404
Dilution:	5	Instrument ID:	MSVOAG
Analytical Method:	8260	Associated Blank:	VBG0717W4
Sample Wt/Vol:	5.0 Units: mL	Soil Extract Vol:	
Soil Aliquot Vol:		% Moisture:	100

Parameter	CAS Number	Concentration	C	RDL	MDL	Units
TARGETS						
Vinyl chloride	75-01-4	< 1.4	U	25	1.4	ug/L
1,1-Dichloroethene	75-35-4	< 1.6	U	25	1.6	ug/L
2-Butanone	78-93-3	< 14	U	120	14	ug/L
Carbon Tetrachloride	56-23-5	< 2.4	U	25	2.4	ug/L
Chloroform	67-66-3	< 2.9	U	25	2.9	ug/L
Benzene	71-43-2	< 1.2	U	25	1.2	ug/L
1,2-Dichloroethane	107-06-2	< 1.6	U	25	1.6	ug/L
Trichloroethene	79-01-6	< 3.4	U	25	3.4	ug/L
chloroethene	127-18-4	< 1.6	U	25	1.6	ug/L
Chlorobenzene	108-90-7	< 1.8	U	25	1.8	ug/L
SURROGATES						
1,2-Dichloroethane-d4	17060-07-0	53.14	106 %	72 - 119		SPK: 50
Dibromofluoromethane	1868-53-7	52.5	105 %	85 - 115		SPK: 50
Toluene-d8	2037-26-5	50.11	100 %	81 - 120		SPK: 50
4-Bromofluorobenzene	460-00-4	51.57	103 %	76 - 119		SPK: 50
INTERNAL STANDARDS						
Pentafluorobenzene	363-72-4	870282	4.59			
1,4-Difluorobenzene	540-36-3	1559984	5.33			
Chlorobenzene-d5	3114-55-4	1609903	8.59			
1,4-Dichlorobenzene-d4	3855-82-1	856210	10.72			

Chemtech

TCLP Volatiles

SW-846

SDG No.: S3542

lient: Shaw E & I, Inc.

Sample ID:	S3542-10	**Client ID:**	DUP071004
Date Collected:	7/10/2004	**Date Received:**	7/12/2004
Date Analyzed:	7/18/2004	**Matrix:**	TCLP
File ID:	VG071818.D	**Analytical Run ID:**	VG071404
Dilution:	5	**Instrument ID:**	MSVOAG
Analytical Method:	8260	**Associated Blank:**	VBG0718W2
Sample Wt/Wol:	5.0 **Units:** mL	**Soil Extract Vol:**	
Soil Aliquot Vol:		**% Moisture:**	100

Parameter	CAS Number	Concentration	C	RDL	MDL	Units
TARGETS						
Vinyl chloride	75-01-4	< 1.4	U	25	1.4	ug/L
1,1-Dichloroethene	75-35-4	< 1.6	U	25	1.6	ug/L
2-Butanone	78-93-3	< 14	U	120	14	ug/L
Carbon Tetrachloride	56-23-5	< 2.4	U	25	2.4	ug/L
Chloroform	67-66-3	< 2.9	U	25	2.9	ug/L
Benzene	71-43-2	< 1.2	U	25	1.2	ug/L
1,2-Dichloroethane	107-06-2	< 1.6	U	25	1.6	ug/L
Trichloroethene	79-01-6	< 3.4	U	25	3.4	ug/L
:hloroethene	127-18-4	< 1.6	U	25	1.6	ug/L
Chlorobenzene	108-90-7	< 1.8	U	25	1.8	ug/L
SURROGATES						
1,2-Dichloroethane-d4	17060-07-0	47.55	95 %	72 - 119		SPK: 50
Dibromofluoromethane	1868-53-7	51.58	103 %	85 - 115		SPK: 50
Toluene-d8	2037-26-5	50.33	101 %	81 - 120		SPK: 50
4-Bromofluorobenzene	460-00-4	53.25	106 %	76 - 119		SPK: 50
INTERNAL STANDARDS						
Pentafluorobenzene	363-72-4	1024677	4.61			
1,4-Difluorobenzene	540-36-3	1784602	5.34			
Chlorobenzene-d5	3114-55-4	1840784	8.59			
1,4-Dichlorobenzene-d4	3855-82-1	983660	10.73			

Chemtech

TCLP Volatiles

SW-846

SDG No.: S3542

lient: Shaw E & I, Inc.

Sample ID:	S3542-11	Client ID:	B-8(28-33)
Date Collected:	7/11/2004	Date Received:	7/12/2004
Date Analyzed:	7/18/2004	Matrix:	TCLP
File ID:	VG071815.D	Analytical Run ID:	VG071404
Dilution:	5	Instrument ID:	MSVOAG
Analytical Method:	8260	Associated Blank:	VBG0718W2
Sample Wt/Wol:	5.0 Units: mL	Soil Extract Vol:	
Soil Aliquot Vol:		% Moisture:	100

Parameter	CAS Number	Concentration	C	RDL	MDL	Units
TARGETS						
Vinyl chloride	75-01-4	< 1.4	U	25	1.4	ug/L
1,1-Dichloroethene	75-35-4	< 1.6	U	25	1.6	ug/L
2-Butanone	78-93-3	< 14	U	120	14	ug/L
Carbon Tetrachloride	56-23-5	< 2.4	U	25	2.4	ug/L
Chloroform	67-66-3	< 2.9	U	25	2.9	ug/L
Benzene	71-43-2	< 1.2	U	25	1.2	ug/L
1,2-Dichloroethane	107-06-2	< 1.6	U	25	1.6	ug/L
Trichloroethene	79-01-6	< 3.4	U	25	3.4	ug/L
chloroethene	127-18-4	< 1.6	U	25	1.6	ug/L
Chlorobenzene	108-90-7	< 1.8	U	25	1.8	ug/L
SURROGATES						
1,2-Dichloroethane-d4	17060-07-0	44.47	89 %	72 - 119		SPK: 50
Dibromofluoromethane	1868-53-7	49.12	98 %	85 - 115		SPK: 50
Toluene-d8	2037-26-5	47.65	95 %	81 - 120		SPK: 50
4-Bromofluorobenzene	460-00-4	49.7	99 %	76 - 119		SPK: 50
INTERNAL STANDARDS						
Pentafluorobenzene	363-72-4	1073096	4.61			
1,4-Difluorobenzene	540-36-3	1975295	5.33			
Chlorobenzene-d5	3114-55-4	1984381	8.59			
1,4-Dichlorobenzene-d4	3855-82-1	1048875	10.73			

Chemtech

TCLP Volatiles

SW-846

SDG No.: S3542

ient: Shaw E & I, Inc.

Sample ID: S3542-12 Client ID: B-9(28-33)

Date Collected: 7/11/2004 Date Received: 7/12/2004
Date Analyzed: 7/18/2004 Matrix: TCLP
File ID: VG071812.D Analytical Run ID: VG071404
Dilution: 5 Instrument ID: MSVOAG
Analytical Method: 8260 Associated Blank: VBG0718W2
Sample Wt/Wol: 5.0 Units: mL Soil Extract Vol:
Soil Aliquot Vol: % Moisture: 100

Parameter	CAS Number	Concentration	C	RDL	MDL	Units
TARGETS						
Vinyl chloride	75-01-4	< 1.4	U	25	1.4	ug/L
1,1-Dichloroethene	75-35-4	< 1.6	U	25	1.6	ug/L
2-Butanone	78-93-3	< 14	U	120	14	ug/L
Carbon Tetrachloride	56-23-5	< 2.4	U	25	2.4	ug/L
Chloroform	67-66-3	< 2.9	U	25	2.9	ug/L
Benzene	71-43-2	< 1.2	U	25	1.2	ug/L
1,2-Dichloroethane	107-06-2	< 1.6	U	25	1.6	ug/L
Trichloroethene	79-01-6	< 3.4	U	25	3.4	ug/L
chloroethene	127-18-4	< 1.6	U	25	1.6	ug/L
Chlorobenzene	108-90-7	< 1.8	U	25	1.8	ug/L
SURROGATES						
1,2-Dichloroethane-d4	17060-07-0	42.82	86 %	72 - 119		SPK: 50
Dibromofluoromethane	1868-53-7	51.87	104 %	85 - 115		SPK: 50
Toluene-d8	2037-26-5	49.9	100 %	81 - 120		SPK: 50
4-Bromofluorobenzene	460-00-4	53.1	106 %	76 - 119		SPK: 50
INTERNAL STANDARDS						
Pentafluorobenzene	363-72-4	1123182	4.61			
1,4-Difluorobenzene	540-36-3	1862200	5.34			
Chlorobenzene-d5	3114-55-4	1997524	8.59			
1,4-Dichlorobenzene-d4	3855-82-1	1036578	10.73			

Chemtech

TCLP Volatiles

SW-846

SDG No.: S3542

Client: Shaw E & I, Inc.

Sample ID: S3542-13 Client ID: B-10(28-33)

Date Collected: 7/11/2004 Date Received: 7/12/2004
Date Analyzed: 7/17/2004 Matrix: TCLP
File ID: VG071750.D Analytical Run ID: VG071404
Dilution: 5 Instrument ID: MSVOAG
Analytical Method: 8260 Associated Blank: VBG0717W4
Sample Wt/Vol: 5.0 Units: mL Soil Extract Vol:
Soil Aliquot Vol: % Moisture: 100

Parameter	CAS Number	Concentration	C	RDL	MDL	Units
TARGETS						
Vinyl chloride	75-01-4	< 1.4	U	25	1.4	ug/L
1,1-Dichloroethene	75-35-4	< 1.6	U	25	1.6	ug/L
2-Butanone	78-93-3	< 14	U	120	14	ug/L
Carbon Tetrachloride	56-23-5	< 2.4	U	25	2.4	ug/L
Chloroform	67-66-3	< 2.9	U	25	2.9	ug/L
Benzene	71-43-2	< 1.2	U	25	1.2	ug/L
1,2-Dichloroethane	107-06-2	< 1.6	U	25	1.6	ug/L
Trichloroethene	79-01-6	< 3.4	U	25	3.4	ug/L
chloroethene	127-18-4	< 1.6	U	25	1.6	ug/L
Chlorobenzene	108-90-7	< 1.8	U	25	1.8	ug/L
SURROGATES						
1,2-Dichloroethane-d4	17060-07-0	54.54	109 %	72 - 119		SPK: 50
Dibromofluoromethane	1868-53-7	51.45	103 %	85 - 115		SPK: 50
Toluene-d8	2037-26-5	49.48	99 %	81 - 120		SPK: 50
4-Bromofluorobenzene	460-00-4	52.07	104 %	76 - 119		SPK: 50
INTERNAL STANDARDS						
Pentafluorobenzene	363-72-4	885790	4.59			
1,4-Difluorobenzene	540-36-3	1620311	5.33			
Chlorobenzene-d5	3114-55-4	1635843	8.58			
1,4-Dichlorobenzene-d4	3855-82-1	876599	10.73			

Chemtech

TCLP Volatiles

SW-846

SDG No.: S3542

Client: Shaw E & I, Inc.

Sample ID: S3542-14 Client ID: B-11(28-33)

Date Collected: 7/11/2004 Date Received: 7/12/2004
Date Analyzed: 7/17/2004 Matrix: TCLP
File ID: VG071744.D Analytical Run ID: VG071404
Dilution: 5 Instrument ID: MSVOAG
Analytical Method: 8260 Associated Blank: VBG0717W4
Sample Wt/Wol: 5.0 Units: mL Soil Extract Vol:
Soil Aliquot Vol: % Moisture: 100

Parameter	CAS Number	Concentration	C	RDL	MDL	Units
TARGETS						
Vinyl chloride	75-01-4	< 1.4	U	25	1.4	ug/L
1,1-Dichloroethene	75-35-4	< 1.6	U	25	1.6	ug/L
2-Butanone	78-93-3	< 14	U	120	14	ug/L
Carbon Tetrachloride	56-23-5	< 2.4	U	25	2.4	ug/L
Chloroform	67-66-3	< 2.9	U	25	2.9	ug/L
Benzene	71-43-2	< 1.2	U	25	1.2	ug/L
1,2-Dichloroethane	107-06-2	< 1.6	U	25	1.6	ug/L
Trichloroethene	79-01-6	< 3.4	U	25	3.4	ug/L
chloroethene	127-18-4	< 1.6	U	25	1.6	ug/L
Chlorobenzene	108-90-7	< 1.8	U	25	1.8	ug/L
SURROGATES						
1,2-Dichloroethane-d4	17060-07-0	54.95	110 %	72 - 119		SPK: 50
Dibromofluoromethane	1868-53-7	51.84	104 %	85 - 115		SPK: 50
Toluene-d8	2037-26-5	48.7	97 %	81 - 120		SPK: 50
4-Bromofluorobenzene	460-00-4	53.97	108 %	76 - 119		SPK: 50
INTERNAL STANDARDS						
Pentafluorobenzene	363-72-4	854880	4.60			
1,4-Difluorobenzene	540-36-3	1573359	5.33			
Chlorobenzene-d5	3114-55-4	1657398	8.59			
1,4-Dichlorobenzene-d4	3855-82-1	866404	10.73			

Chemtech

TCLP Volatiles

SW-846

SDG No.: S3542

Client: Shaw E & I, Inc.

Sample ID:	S3542-15	Client ID:	B-12(28-33)
Date Collected:	7/11/2004	Date Received:	7/12/2004
Date Analyzed:	7/17/2004	Matrix:	TCLP
File ID:	VG071738.D	Analytical Run ID:	VG071404
Dilution:	5	Instrument ID:	MSVOAG
Analytical Method:	8260	Associated Blank:	VBG0717W4
Sample Wt/Vol:	5.0 Units: mL	Soil Extract Vol:	
Soil Aliquot Vol:		% Moisture:	100

Parameter	CAS Number	Concentration	C	RDL	MDL	Units
TARGETS						
Vinyl chloride	75-01-4	< 1.4	U	25	1.4	ug/L
1,1-Dichloroethene	75-35-4	< 1.6	U	25	1.6	ug/L
2-Butanone	78-93-3	< 14	U	120	14	ug/L
Carbon Tetrachloride	56-23-5	< 2.4	U	25	2.4	ug/L
Chloroform	67-66-3	< 2.9	U	25	2.9	ug/L
Benzene	71-43-2	< 1.2	U	25	1.2	ug/L
1,2-Dichloroethane	107-06-2	< 1.6	U	25	1.6	ug/L
Trichloroethene	79-01-6	< 3.4	U	25	3.4	ug/L
[illegible]chloroethene	127-18-4	< 1.6	U	25	1.6	ug/L
Chlorobenzene	108-90-7	< 1.8	U	25	1.8	ug/L
SURROGATES						
1,2-Dichloroethane-d4	17060-07-0	54.59	109 %	72 - 119		SPK: 50
Dibromofluoromethane	1868-53-7	54.08	108 %	85 - 115		SPK: 50
Toluene-d8	2037-26-5	52.27	105 %	81 - 120		SPK: 50
4-Bromofluorobenzene	460-00-4	56.19	112 %	76 - 119		SPK: 50
INTERNAL STANDARDS						
Pentafluorobenzene	363-72-4	876726	4.60			
1,4-Difluorobenzene	540-36-3	1516159	5.34			
Chlorobenzene-d5	3114-55-4	1627800	8.59			
1,4-Dichlorobenzene-d4	3855-82-1	865924	10.73			

Chemtech

TCLP Volatiles

SW-846

SDG No.: S3542

Client: Shaw E & I, Inc.

Sample ID:	S3542-17	Client ID:	B-5(23-28)
Date Collected:	7/10/2004	Date Received:	7/12/2004
Date Analyzed:	7/18/2004	Matrix:	TCLP
File ID:	VG071819.D	Analytical Run ID:	VG071404
Dilution:	5	Instrument ID:	MSVOAG
Analytical Method:	8260	Associated Blank:	VBG0718W2
Sample Wt/Vol:	5.0 Units: mL	Soil Extract Vol:	
Soil Aliquot Vol:		% Moisture:	100

Parameter	CAS Number	Concentration	C	RDL	MDL	Units
TARGETS						
Vinyl chloride	75-01-4	< 1.4	U	25	1.4	ug/L
1,1-Dichloroethene	75-35-4	< 1.6	U	25	1.6	ug/L
2-Butanone	78-93-3	< 14	U	120	14	ug/L
Carbon Tetrachloride	56-23-5	< 2.4	U	25	2.4	ug/L
Chloroform	67-66-3	< 2.9	U	25	2.9	ug/L
Benzene	71-43-2	< 1.2	U	25	1.2	ug/L
1,2-Dichloroethane	107-06-2	< 1.6	U	25	1.6	ug/L
Trichloroethene	79-01-6	< 3.4	U	25	3.4	ug/L
chloroethene	127-18-4	< 1.6	U	25	1.6	ug/L
Chlorobenzene	108-90-7	< 1.8	U	25	1.8	ug/L
SURROGATES						
1,2-Dichloroethane-d4	17060-07-0	47.17	94 %	72 - 119		SPK: 50
Dibromofluoromethane	1868-53-7	50.94	102 %	85 - 115		SPK: 50
Toluene-d8	2037-26-5	51.14	102 %	81 - 120		SPK: 50
4-Bromofluorobenzene	460-00-4	54.06	108 %	76 - 119		SPK: 50
INTERNAL STANDARDS						
Pentafluorobenzene	363-72-4	1050929	4.60			
1,4-Difluorobenzene	540-36-3	1795044	5.34			
Chlorobenzene-d5	3114-55-4	1877328	8.59			
1,4-Dichlorobenzene-d4	3855-82-1	1000079	10.73			

Summary Sheet
SW-846

SDG No.: S3542 Order ID: S3542

Client: Shaw E & I, Inc. Project ID: SHAW12

Sample ID	Client ID	Matrix	Parameter	Concentration	C	RDL	MDL	Units
Client ID:	B-4(28-32)							
S3542-04	B-4(28-32)	TCLP	2-Butanone	31	J	120	14	ug/L
			Total VOC's:	31.00				
			Total TIC's:	0.00				
			Total VOC's and TIC's:	31.00				

Note: The asterisk "*" flag next to a parameter signifies a TIC parameter.

Chemtech Consulting Group

SVOC

SDG No.: S3542

Client: Shaw E & I, Inc.

Sample ID: S3542-01 **Client ID:** B-1(33-35)

Date Collected: 7/10/2004 **Date Received:** 7/12/2004
Date Analyzed: 7/16/2004 **Matrix:** WATER
Date Extracted: 7/15/2004 **File ID:** BE012704.D
Dilution: 1 **Instrument ID:** BNAE
Analytical Method: 8270 **Analytical Run ID:** BE071204
Sample Wt/Vol: 500.0 **Extract Vol:** 500
Injection Vol: 2 **% Moisture:** 100
Associated Blank: PB16253B

Parameter	CAS Number	Concentration	C	RDL	MDL	Units
TARGETS						
Pyridine	110-86-1	< 0.680	U	10	0.680	ug/L
1,4-Dichlorobenzene	106-46-7	< 0.650	U	10	0.650	ug/L
2-Methylphenol	95-48-7	< 1.1	U	10	1.1	ug/L
3+4-Methylphenols	106-44-5	< 1.0	U	10	1.0	ug/L
Hexachloroethane	67-72-1	< 0.880	U	10	0.880	ug/L
Nitrobenzene	98-95-3	< 0.360	U	10	0.360	ug/L
Hexachlorobutadiene	87-68-3	< 0.360	U	10	0.360	ug/L
2,4,5-Trichlorophenol	95-95-4	< 0.560	U	10	0.560	ug/L
2,4,6-Trichlorophenol	88-06-2	< 0.270	U	10	0.270	ug/L
2,4-Dinitrotoluene	121-14-2	< 0.320	U	10	0.320	ug/L
Hexachlorobenzene	118-74-1	< 0.220	U	10	0.220	ug/L
Pentachlorophenol	87-86-5	< 0.370	U	10	0.370	ug/L
SURROGATES						
2-Fluorophenol	367-12-4	238.43	79 %	21 - 100		SPK: 300
Phenol-d5	13127-88-3	260.68	87 %	10 - 94		SPK: 300
Nitrobenzene-d5	4165-60-0	131.93	66 %	35 - 114		SPK: 200
2-Fluorobiphenyl	321-60-8	149.31	75 %	43 - 116		SPK: 200
2,4,6-Tribromophenol	118-79-6	220.99	74 %	10 - 123		SPK: 300
Terphenyl-d14	1718-51-0	161.14	81 %	33 - 141		SPK: 200
INTERNAL STANDARDS						
1,4-Dichlorobenzene-d4	3855-82-1	222810	3.46			
Naphthalene-d8	1146-65-2	833264	4.24			
Acenaphthene-d10	15067-26-2	487932	5.33			
Phenanthrene-d10	1517-22-2	840981	6.31			
Chrysene-d12	1719-03-5	773714	8.38			
Perylene-d12	1520-96-3	748858	9.97			

Chemtech Consulting Group

SVOC

SDG No.: S3542

Client: Shaw E & I, Inc.

Sample ID: S3542-02 **Client ID:** B-2(28-32)

Date Collected: 7/10/2004 **Date Received:** 7/12/2004
Date Analyzed: 7/16/2004 **Matrix:** WATER
Date Extracted: 7/15/2004 **File ID:** BE012705.D
Dilution: 1 **Instrument ID:** BNAE
Analytical Method: 8270 **Analytical Run ID:** BE071204
Sample Wt/Vol: 500.0 **Extract Vol:** 500
Injection Vol: 2 **% Moisture:** 100
Associated Blank: PB16253B

Parameter	CAS Number	Concentration	C	RDL	MDL	Units
TARGETS						
Pyridine	110-86-1	< 0.680	U	10	0.680	ug/L
1,4-Dichlorobenzene	106-46-7	< 0.650	U	10	0.650	ug/L
2-Methylphenol	95-48-7	< 1.1	U	10	1.1	ug/L
3+4-Methylphenols	106-44-5	< 1.0	U	10	1.0	ug/L
Hexachloroethane	67-72-1	< 0.880	U	10	0.880	ug/L
Nitrobenzene	98-95-3	< 0.360	U	10	0.360	ug/L
Hexachlorobutadiene	87-68-3	< 0.360	U	10	0.360	ug/L
2,4,5-Trichlorophenol	95-95-4	< 0.560	U	10	0.560	ug/L
2,4,6-Trichlorophenol	88-06-2	< 0.270	U	10	0.270	ug/L
2,4-Dinitrotoluene	121-14-2	< 0.320	U	10	0.320	ug/L
Hexachlorobenzene	118-74-1	< 0.220	U	10	0.220	ug/L
Pentachlorophenol	87-86-5	< 0.370	U	10	0.370	ug/L
SURROGATES						
2-Fluorophenol	367-12-4	238.03	79 %	21 - 100		SPK: 300
Phenol-d5	13127-88-3	258.75	86 %	10 - 94		SPK: 300
Nitrobenzene-d5	4165-60-0	152.03	76 %	35 - 114		SPK: 200
2-Fluorobiphenyl	321-60-8	160.71	80 %	43 - 116		SPK: 200
2,4,6-Tribromophenol	118-79-6	229.32	76 %	10 - 123		SPK: 300
Terphenyl-d14	1718-51-0	160.94	80 %	33 - 141		SPK: 200
INTERNAL STANDARDS						
1,4-Dichlorobenzene-d4	3855-82-1	208071	3.46			
Naphthalene-d8	1146-65-2	752383	4.24			
Acenaphthene-d10	15067-26-2	434133	5.33			
Phenanthrene-d10	1517-22-2	752960	6.30			
Chrysene-d12	1719-03-5	698629	8.32			
Perylene-d12	1520-96-3	669539	9.89			

Chemtech Consulting Group

SVOC

SDG No.: S3542

Client: Shaw E & I, Inc.

Sample ID:	S3542-03	**Client ID:**	B-3(28-33)
Date Collected:	7/10/2004	**Date Received:**	7/12/2004
Date Analyzed:	7/17/2004	**Matrix:**	WATER
Date Extracted:	7/15/2004	**File ID:**	BE012706.D
Dilution:	1	**Instrument ID:**	BNAE
Analytical Method:	8270	**Analytical Run ID:**	BE071204
Sample Wt/Wol:	500.0	**Extract Vol:**	500
Injection Vol:	2	**% Moisture:**	100
Associated Blank:	PB16253B		

Parameter	CAS Number	Concentration	C	RDL	MDL	Units
TARGETS						
Pyridine	110-86-1	< 0.680	U	10	0.680	ug/L
1,4-Dichlorobenzene	106-46-7	< 0.650	U	10	0.650	ug/L
2-Methylphenol	95-48-7	< 1.1	U	10	1.1	ug/L
3+4-Methylphenols	106-44-5	< 1.0	U	10	1.0	ug/L
Hexachloroethane	67-72-1	< 0.880	U	10	0.880	ug/L
Nitrobenzene	98-95-3	< 0.360	U	10	0.360	ug/L
xachlorobutadiene	87-68-3	< 0.360	U	10	0.360	ug/L
2,4,5-Trichlorophenol	95-95-4	< 0.560	U	10	0.560	ug/L
2,4,6-Trichlorophenol	88-06-2	< 0.270	U	10	0.270	ug/L
2,4-Dinitrotoluene	121-14-2	< 0.320	U	10	0.320	ug/L
Hexachlorobenzene	118-74-1	< 0.220	U	10	0.220	ug/L
Pentachlorophenol	87-86-5	< 0.370	U	10	0.370	ug/L
SURROGATES						
2-Fluorophenol	367-12-4	222.89	74 %	21 - 100		SPK: 300
Phenol-d5	13127-88-3	244.62	82 %	10 - 94		SPK: 300
Nitrobenzene-d5	4165-60-0	147.03	74 %	35 - 114		SPK: 200
2-Fluorobiphenyl	321-60-8	155.38	78 %	43 - 116		SPK: 200
2,4,6-Tribromophenol	118-79-6	210.79	70 %	10 - 123		SPK: 300
Terphenyl-d14	1718-51-0	164.56	82 %	33 - 141		SPK: 200
INTERNAL STANDARDS						
1,4-Dichlorobenzene-d4	3855-82-1	138517	3.46			
Naphthalene-d8	1146-65-2	507186	4.25			
Acenaphthene-d10	15067-26-2	295247	5.33			
Phenanthrene-d10	1517-22-2	504315	6.30			
Chrysene-d12	1719-03-5	478881	8.29			
Perylene-d12	1520-96-3	454685	9.85			

Chemtech Consulting Group

SVOC

SDG No.: S3542

Client: Shaw E & I, Inc.

Sample ID: S3542-04 **Client ID:** B-4(28-32)

Date Collected: 7/10/2004 **Date Received:** 7/12/2004
Date Analyzed: 7/17/2004 **Matrix:** WATER
Date Extracted: 7/15/2004 **File ID:** BE012707.D
Dilution: 1 **Instrument ID:** BNAE
Analytical Method: 8270 **Analytical Run ID:** BE071204
Sample Wt/Wol: 500.0 **Extract Vol:** 500
Injection Vol: 2 **% Moisture:** 100
Associated Blank: PB16253B

Parameter	CAS Number	Concentration	C	RDL	MDL	Units
TARGETS						
Pyridine	110-86-1	< 0.680	U	10	0.680	ug/L
1,4-Dichlorobenzene	106-46-7	< 0.650	U	10	0.650	ug/L
2-Methylphenol	95-48-7	< 1.1	U	10	1.1	ug/L
3+4-Methylphenols	106-44-5	< 1.0	U	10	1.0	ug/L
Hexachloroethane	67-72-1	< 0.880	U	10	0.880	ug/L
Nitrobenzene	98-95-3	< 0.360	U	10	0.360	ug/L
xachlorobutadiene	87-68-3	< 0.360	U	10	0.360	ug/L
,4,5-Trichlorophenol	95-95-4	< 0.560	U	10	0.560	ug/L
2,4,6-Trichlorophenol	88-06-2	< 0.270	U	10	0.270	ug/L
2,4-Dinitrotoluene	121-14-2	< 0.320	U	10	0.320	ug/L
Hexachlorobenzene	118-74-1	< 0.220	U	10	0.220	ug/L
Pentachlorophenol	87-86-5	< 0.370	U	10	0.370	ug/L
SURROGATES						
2-Fluorophenol	367-12-4	230.01	77 %	21 - 100		SPK: 300
Phenol-d5	13127-88-3	249.07	83 %	10 - 94		SPK: 300
Nitrobenzene-d5	4165-60-0	148.42	74 %	35 - 114		SPK: 200
2-Fluorobiphenyl	321-60-8	154.38	77 %	43 - 116		SPK: 200
2,4,6-Tribromophenol	118-79-6	225.69	75 %	10 - 123		SPK: 300
Terphenyl-d14	1718-51-0	161.43	81 %	33 - 141		SPK: 200
INTERNAL STANDARDS						
1,4-Dichlorobenzene-d4	3855-82-1	211524	3.47			
Naphthalene-d8	1146-65-2	765854	4.24			
Acenaphthene-d10	15067-26-2	444474	5.33			
Phenanthrene-d10	1517-22-2	797208	6.29			
Chrysene-d12	1719-03-5	708881	8.25			
Perylene-d12	1520-96-3	691565	9.81			

Chemtech Consulting Group

SVOC

SDG No.: S3542

Client: Shaw E & I, Inc.

Sample ID:	S3542-07	**Client ID:**	B-5(28-38)
Date Collected:	7/10/2004	**Date Received:**	7/12/2004
Date Analyzed:	7/17/2004	**Matrix:**	WATER
Date Extracted:	7/15/2004	**File ID:**	BE012740.D
Dilution:	1	**Instrument ID:**	BNAE
Analytical Method:	8270	**Analytical Run ID:**	BE071204
Sample Wt/Wol:	500.0	**Extract Vol:**	500
Injection Vol:	2	**% Moisture:**	100
Associated Blank:	PB16253B		

Parameter	CAS Number	Concentration	C	RDL	MDL	Units
TARGETS						
Pyridine	110-86-1	< 0.680	U	10	0.680	ug/L
1,4-Dichlorobenzene	106-46-7	< 0.650	U	10	0.650	ug/L
2-Methylphenol	95-48-7	< 1.1	U	10	1.1	ug/L
3+4-Methylphenols	106-44-5	< 1.0	U	10	1.0	ug/L
Hexachloroethane	67-72-1	< 0.880	U	10	0.880	ug/L
Nitrobenzene	98-95-3	< 0.360	U	10	0.360	ug/L
Hexachlorobutadiene	87-68-3	< 0.360	U	10	0.360	ug/L
2,4,5-Trichlorophenol	95-95-4	< 0.560	U	10	0.560	ug/L
2,4,6-Trichlorophenol	88-06-2	< 0.270	U	10	0.270	ug/L
2,4-Dinitrotoluene	121-14-2	< 0.320	U	10	0.320	ug/L
Hexachlorobenzene	118-74-1	< 0.220	U	10	0.220	ug/L
Pentachlorophenol	87-86-5	< 0.370	U	10	0.370	ug/L
SURROGATES						
2-Fluorophenol	367-12-4	271.91	91 %	21 - 100		SPK: 300
Phenol-d5	13127-88-3	280.45	93 %	10 - 94		SPK: 300
Nitrobenzene-d5	4165-60-0	169.14	85 %	35 - 114		SPK: 200
2-Fluorobiphenyl	321-60-8	172.62	86 %	43 - 116		SPK: 200
2,4,6-Tribromophenol	118-79-6	264.14	88 %	10 - 123		SPK: 300
Terphenyl-d14	1718-51-0	170.48	85 %	33 - 141		SPK: 200
INTERNAL STANDARDS						
1,4-Dichlorobenzene-d4	3855-82-1	223352	3.46			
Naphthalene-d8	1146-65-2	799021	4.24			
Acenaphthene-d10	15067-26-2	444444	5.32			
Phenanthrene-d10	1517-22-2	785734	6.29			
Chrysene-d12	1719-03-5	728083	8.31			
Perylene-d12	1520-96-3	749375	9.88			

Chemtech Consulting Group

SVOC

SDG No.: S3542

Client: Shaw E & I, Inc.

Sample ID:	S3542-08	**Client ID:**	B-6(28-33)
Date Collected:	7/10/2004	**Date Received:**	7/12/2004
Date Analyzed:	7/17/2004	**Matrix:**	WATER
Date Extracted:	7/15/2004	**File ID:**	BE012741.D
Dilution:	1	**Instrument ID:**	BNAE
Analytical Method:	8270	**Analytical Run ID:**	BE071204
Sample Wt/Wol:	500.0	**Extract Vol:**	500
Injection Vol:	2	**% Moisture:**	100
Associated Blank:	PB16253B		

Parameter	CAS Number	Concentration	C	RDL	MDL	Units
TARGETS						
Pyridine	110-86-1	< 0.680	U	10	0.680	ug/L
1,4-Dichlorobenzene	106-46-7	< 0.650	U	10	0.650	ug/L
2-Methylphenol	95-48-7	< 1.1	U	10	1.1	ug/L
3+4-Methylphenols	106-44-5	< 1.0	U	10	1.0	ug/L
Hexachloroethane	67-72-1	< 0.880	U	10	0.880	ug/L
Nitrobenzene	98-95-3	< 0.360	U	10	0.360	ug/L
xachlorobutadiene	87-68-3	< 0.360	U	10	0.360	ug/L
,+,5-Trichlorophenol	95-95-4	< 0.560	U	10	0.560	ug/L
2,4,6-Trichlorophenol	88-06-2	< 0.270	U	10	0.270	ug/L
2,4-Dinitrotoluene	121-14-2	< 0.320	U	10	0.320	ug/L
Hexachlorobenzene	118-74-1	< 0.220	U	10	0.220	ug/L
Pentachlorophenol	87-86-5	< 0.370	U	10	0.370	ug/L
SURROGATES						
2-Fluorophenol	367-12-4	265.16	88 %	21 - 100		SPK: 300
Phenol-d5	13127-88-3	282.01	94 %	10 - 94		SPK: 300
Nitrobenzene-d5	4165-60-0	167.29	84 %	35 - 114		SPK: 200
2-Fluorobiphenyl	321-60-8	168.35	84 %	43 - 116		SPK: 200
2,4,6-Tribromophenol	118-79-6	257.8	86 %	10 - 123		SPK: 300
Terphenyl-d14	1718-51-0	170.51	85 %	33 - 141		SPK: 200
INTERNAL STANDARDS						
1,4-Dichlorobenzene-d4	3855-82-1	215692	3.46			
Naphthalene-d8	1146-65-2	784755	4.23			
Acenaphthene-d10	15067-26-2	449601	5.33			
Phenanthrene-d10	1517-22-2	775558	6.29			
Chrysene-d12	1719-03-5	738519	8.28			
Perylene-d12	1520-96-3	736087	9.84			

Chemtech Consulting Group

SVOC

SDG No.: S3542

Client: Shaw E & I, Inc.

Sample ID:	S3542-09	**Client ID:**	B-7(28-33)
Date Collected:	7/10/2004	**Date Received:**	7/12/2004
Date Analyzed:	7/17/2004	**Matrix:**	WATER
Date Extracted:	7/15/2004	**File ID:**	BE012711.D
Dilution:	1	**Instrument ID:**	BNAE
Analytical Method:	8270	**Analytical Run ID:**	BE071204
Sample Wt/Wol:	500.0	**Extract Vol:**	500
Injection Vol:	2	**% Moisture:**	100
Associated Blank:	PB16253B		

Parameter	CAS Number	Concentration	C	RDL	MDL	Units
TARGETS						
Pyridine	110-86-1	< 0.680	U	10	0.680	ug/L
1,4-Dichlorobenzene	106-46-7	< 0.650	U	10	0.650	ug/L
2-Methylphenol	95-48-7	< 1.1	U	10	1.1	ug/L
3+4-Methylphenols	106-44-5	< 1.0	U	10	1.0	ug/L
Hexachloroethane	67-72-1	< 0.880	U	10	0.880	ug/L
Nitrobenzene	98-95-3	< 0.360	U	10	0.360	ug/L
achlorobutadiene	87-68-3	< 0.360	U	10	0.360	ug/L
,,5-Trichlorophenol	95-95-4	< 0.560	U	10	0.560	ug/L
2,4,6-Trichlorophenol	88-06-2	< 0.270	U	10	0.270	ug/L
2,4-Dinitrotoluene	121-14-2	< 0.320	U	10	0.320	ug/L
Hexachlorobenzene	118-74-1	< 0.220	U	10	0.220	ug/L
Pentachlorophenol	87-86-5	< 0.370	U	10	0.370	ug/L
SURROGATES						
2-Fluorophenol	367-12-4	231.35	77 %	21 - 100		SPK: 300
Phenol-d5	13127-88-3	248.42	83 %	10 - 94		SPK: 300
Nitrobenzene-d5	4165-60-0	155.36	78 %	35 - 114		SPK: 200
2-Fluorobiphenyl	321-60-8	152.36	76 %	43 - 116		SPK: 200
2,4,6-Tribromophenol	118-79-6	223.75	75 %	10 - 123		SPK: 300
Terphenyl-d14	1718-51-0	153.65	77 %	33 - 141		SPK: 200
INTERNAL STANDARDS						
1,4-Dichlorobenzene-d4	3855-82-1	235215	3.47			
Naphthalene-d8	1146-65-2	810164	4.24			
Acenaphthene-d10	15067-26-2	480793	5.33			
Phenanthrene-d10	1517-22-2	861355	6.29			
Chrysene-d12	1719-03-5	798847	8.23			
Perylene-d12	1520-96-3	752738	9.78			

Chemtech Consulting Group

SVOC

SDG No.: S3542

Client: Shaw E & I, Inc.

Sample ID:	S3542-10	**Client ID:**	DUP071004
Date Collected:	7/10/2004	**Date Received:**	7/12/2004
Date Analyzed:	7/17/2004	**Matrix:**	WATER
Date Extracted:	7/15/2004	**File ID:**	BE012712.D
Dilution:	1	**Instrument ID:**	BNAE
Analytical Method:	8270	**Analytical Run ID:**	BE071204
Sample Wt/Wol:	500.0	**Extract Vol:**	500
Injection Vol:	2	**% Moisture:**	100
Associated Blank:	PB16253B		

Parameter	CAS Number	Concentration	C	RDL	MDL	Units
TARGETS						
Pyridine	110-86-1	< 0.680	U	10	0.680	ug/L
1,4-Dichlorobenzene	106-46-7	< 0.650	U	10	0.650	ug/L
2-Methylphenol	95-48-7	< 1.1	U	10	1.1	ug/L
3+4-Methylphenols	106-44-5	< 1.0	U	10	1.0	ug/L
Hexachloroethane	67-72-1	< 0.880	U	10	0.880	ug/L
Nitrobenzene	98-95-3	< 0.360	U	10	0.360	ug/L
cachlorobutadiene	87-68-3	< 0.360	U	10	0.360	ug/L
,4,5-Trichlorophenol	95-95-4	< 0.560	U	10	0.560	ug/L
2,4,6-Trichlorophenol	88-06-2	< 0.270	U	10	0.270	ug/L
2,4-Dinitrotoluene	121-14-2	< 0.320	U	10	0.320	ug/L
Hexachlorobenzene	118-74-1	< 0.220	U	10	0.220	ug/L
Pentachlorophenol	87-86-5	< 0.370	U	10	0.370	ug/L
SURROGATES						
2-Fluorophenol	367-12-4	220.9	74 %	21 - 100		SPK: 300
Phenol-d5	13127-88-3	238.89	80 %	10 - 94		SPK: 300
Nitrobenzene-d5	4165-60-0	144.32	72 %	35 - 114		SPK: 200
2-Fluorobiphenyl	321-60-8	148.99	74 %	43 - 116		SPK: 200
2,4,6-Tribromophenol	118-79-6	220.82	74 %	10 - 123		SPK: 300
Terphenyl-d14	1718-51-0	152.04	76 %	33 - 141		SPK: 200
INTERNAL STANDARDS						
1,4-Dichlorobenzene-d4	3855-82-1	243882	3.47			
Naphthalene-d8	1146-65-2	863313	4.24			
Acenaphthene-d10	15067-26-2	511072	5.33			
Phenanthrene-d10	1517-22-2	881440	6.30			
Chrysene-d12	1719-03-5	827810	8.35			
Perylene-d12	1520-96-3	767688	9.93			

Chemtech Consulting Group

SVOC

SDG No.: S3542

Client: Shaw E & I, Inc.

Sample ID:	S3542-11	**Client ID:**	B-8(28-33)
Date Collected:	7/11/2004	**Date Received:**	7/12/2004
Date Analyzed:	7/17/2004	**Matrix:**	WATER
Date Extracted:	7/15/2004	**File ID:**	BE012713.D
Dilution:	1	**Instrument ID:**	BNAE
Analytical Method:	8270	**Analytical Run ID:**	BE071204
Sample Wt/Wol:	500.0	**Extract Vol:**	500
Injection Vol:	2	**% Moisture:**	100
Associated Blank:	PB16253B		

Parameter	CAS Number	Concentration	C	RDL	MDL	Units
TARGETS						
Pyridine	110-86-1	< 0.680	U	10	0.680	ug/L
1,4-Dichlorobenzene	106-46-7	< 0.650	U	10	0.650	ug/L
2-Methylphenol	95-48-7	< 1.1	U	10	1.1	ug/L
3+4-Methylphenols	106-44-5	< 1.0	U	10	1.0	ug/L
Hexachloroethane	67-72-1	< 0.880	U	10	0.880	ug/L
Nitrobenzene	98-95-3	< 0.360	U	10	0.360	ug/L
Hexachlorobutadiene	87-68-3	< 0.360	U	10	0.360	ug/L
2,3,5-Trichlorophenol	95-95-4	< 0.560	U	10	0.560	ug/L
2,4,6-Trichlorophenol	88-06-2	< 0.270	U	10	0.270	ug/L
2,4-Dinitrotoluene	121-14-2	< 0.320	U	10	0.320	ug/L
Hexachlorobenzene	118-74-1	< 0.220	U	10	0.220	ug/L
Pentachlorophenol	87-86-5	< 0.370	U	10	0.370	ug/L
SURROGATES						
2-Fluorophenol	367-12-4	223.58	75 %	21 - 100		SPK: 300
Phenol-d5	13127-88-3	246.95	82 %	10 - 94		SPK: 300
Nitrobenzene-d5	4165-60-0	137.94	69 %	35 - 114		SPK: 200
2-Fluorobiphenyl	321-60-8	147.27	74 %	43 - 116		SPK: 200
2,4,6-Tribromophenol	118-79-6	212.38	71 %	10 - 123		SPK: 300
Terphenyl-d14	1718-51-0	155.27	78 %	33 - 141		SPK: 200
INTERNAL STANDARDS						
1,4-Dichlorobenzene-d4	3855-82-1	214655	3.47			
Naphthalene-d8	1146-65-2	804366	4.24			
Acenaphthene-d10	15067-26-2	458860	5.33			
Phenanthrene-d10	1517-22-2	801619	6.31			
Chrysene-d12	1719-03-5	715802	8.33			
Perylene-d12	1520-96-3	688490	9.90			

Chemtech Consulting Group

SVOC

SDG No.: S3542

Client: Shaw E & I, Inc.

Sample ID: S3542-12 **Client ID:** B-9(28-33)

Date Collected:	7/11/2004	**Date Received:**	7/12/2004
Date Analyzed:	7/17/2004	**Matrix:**	WATER
Date Extracted:	7/15/2004	**File ID:**	BE012714.D
Dilution:	1	**Instrument ID:**	BNAE
Analytical Method:	8270	**Analytical Run ID:**	BE071204
Sample Wt/Vol:	500.0	**Extract Vol:**	500
Injection Vol:	2	**% Moisture:**	100
Associated Blank:	PB16253B		

Parameter	CAS Number	Concentration	C	RDL	MDL	Units
TARGETS						
Pyridine	110-86-1	< 0.680	U	10	0.680	ug/L
1,4-Dichlorobenzene	106-46-7	< 0.650	U	10	0.650	ug/L
2-Methylphenol	95-48-7	< 1.1	U	10	1.1	ug/L
3+4-Methylphenols	106-44-5	< 1.0	U	10	1.0	ug/L
Hexachloroethane	67-72-1	< 0.880	U	10	0.880	ug/L
Nitrobenzene	98-95-3	< 0.360	U	10	0.360	ug/L
xachlorobutadiene	87-68-3	< 0.360	U	10	0.360	ug/L
,5-Trichlorophenol	95-95-4	< 0.560	U	10	0.560	ug/L
2,4,6-Trichlorophenol	88-06-2	< 0.270	U	10	0.270	ug/L
2,4-Dinitrotoluene	121-14-2	< 0.320	U	10	0.320	ug/L
Hexachlorobenzene	118-74-1	< 0.220	U	10	0.220	ug/L
Pentachlorophenol	87-86-5	< 0.370	U	10	0.370	ug/L
SURROGATES						
2-Fluorophenol	367-12-4	240.62	80 %	21 - 100		SPK: 300
Phenol-d5	13127-88-3	260.55	87 %	10 - 94		SPK: 300
Nitrobenzene-d5	4165-60-0	158.25	79 %	35 - 114		SPK: 200
2-Fluorobiphenyl	321-60-8	157.49	79 %	43 - 116		SPK: 200
2,4,6-Tribromophenol	118-79-6	232.99	78 %	10 - 123		SPK: 300
Terphenyl-d14	1718-51-0	162.14	81 %	33 - 141		SPK: 200
INTERNAL STANDARDS						
1,4-Dichlorobenzene-d4	3855-82-1	239569	3.47			
Naphthalene-d8	1146-65-2	840793	4.24			
Acenaphthene-d10	15067-26-2	501120	5.33			
Phenanthrene-d10	1517-22-2	854250	6.29			
Chrysene-d12	1719-03-5	799180	8.27			
Perylene-d12	1520-96-3	752393	9.83			

Chemtech Consulting Group

SVOC

SDG No.: S3542

Client: Shaw E & I, Inc.

Sample ID:	S3542-13	**Client ID:**	B-10(28-33)
Date Collected:	7/11/2004	**Date Received:**	7/12/2004
Date Analyzed:	7/17/2004	**Matrix:**	WATER
Date Extracted:	7/15/2004	**File ID:**	BE012715.D
Dilution:	1	**Instrument ID:**	BNAE
Analytical Method:	8270	**Analytical Run ID:**	BE071204
Sample Wt/Vol:	500.0	**Extract Vol:**	500
Injection Vol:	2	**% Moisture:**	100
Associated Blank:	PB16253B		

Parameter	CAS Number	Concentration	C	RDL	MDL	Units
TARGETS						
Pyridine	110-86-1	< 0.680	U	10	0.680	ug/L
1,4-Dichlorobenzene	106-46-7	< 0.650	U	10	0.650	ug/L
2-Methylphenol	95-48-7	< 1.1	U	10	1.1	ug/L
3+4-Methylphenols	106-44-5	< 1.0	U	10	1.0	ug/L
Hexachloroethane	67-72-1	< 0.880	U	10	0.880	ug/L
Nitrobenzene	98-95-3	< 0.360	U	10	0.360	ug/L
Hexachlorobutadiene	87-68-3	< 0.360	U	10	0.360	ug/L
2,4,5-Trichlorophenol	95-95-4	< 0.560	U	10	0.560	ug/L
2,4,6-Trichlorophenol	88-06-2	< 0.270	U	10	0.270	ug/L
2,4-Dinitrotoluene	121-14-2	< 0.320	U	10	0.320	ug/L
Hexachlorobenzene	118-74-1	< 0.220	U	10	0.220	ug/L
Pentachlorophenol	87-86-5	< 0.370	U	10	0.370	ug/L
SURROGATES						
2-Fluorophenol	367-12-4	273.15	91 %	21 - 100		SPK: 300
Phenol-d5	13127-88-3	291.75	97 %	10 - 94		SPK: 300
Nitrobenzene-d5	4165-60-0	178.13	89 %	35 - 114		SPK: 200
2-Fluorobiphenyl	321-60-8	186.38	93 %	43 - 116		SPK: 200
2,4,6-Tribromophenol	118-79-6	275.01	92 %	10 - 123		SPK: 300
Terphenyl-d14	1718-51-0	193.07	97 %	33 - 141		SPK: 200
INTERNAL STANDARDS						
1,4-Dichlorobenzene-d4	3855-82-1	208697	3.47			
Naphthalene-d8	1146-65-2	722986	4.24			
Acenaphthene-d10	15067-26-2	420518	5.33			
Phenanthrene-d10	1517-22-2	723291	6.29			
Chrysene-d12	1719-03-5	678949	8.23			
Perylene-d12	1520-96-3	633688	9.78			

Chemtech Consulting Group

SVOC

SDG No.: S3542

Client: Shaw E & I, Inc.

Sample ID:	S3542-14	**Client ID:**	B-11(28-33)
Date Collected:	7/11/2004	**Date Received:**	7/12/2004
Date Analyzed:	7/17/2004	**Matrix:**	WATER
Date Extracted:	7/15/2004	**File ID:**	BE012716.D
Dilution:	1	**Instrument ID:**	BNAE
Analytical Method:	8270	**Analytical Run ID:**	BE071204
Sample Wt/Wol:	500.0	**Extract Vol:**	500
Injection Vol:	2	**% Moisture:**	100
Associated Blank:	PB16253B		

Parameter	CAS Number	Concentration	C	RDL	MDL	Units
TARGETS						
Pyridine	110-86-1	< 0.680	U	10	0.680	ug/L
1,4-Dichlorobenzene	106-46-7	< 0.650	U	10	0.650	ug/L
2-Methylphenol	95-48-7	< 1.1	U	10	1.1	ug/L
3+4-Methylphenols	106-44-5	< 1.0	U	10	1.0	ug/L
Hexachloroethane	67-72-1	< 0.880	U	10	0.880	ug/L
Nitrobenzene	98-95-3	< 0.360	U	10	0.360	ug/L
Hexachlorobutadiene	87-68-3	< 0.360	U	10	0.360	ug/L
2,4,5-Trichlorophenol	95-95-4	< 0.560	U	10	0.560	ug/L
2,4,6-Trichlorophenol	88-06-2	< 0.270	U	10	0.270	ug/L
2,4-Dinitrotoluene	121-14-2	< 0.320	U	10	0.320	ug/L
Hexachlorobenzene	118-74-1	< 0.220	U	10	0.220	ug/L
Pentachlorophenol	87-86-5	< 0.370	U	10	0.370	ug/L
SURROGATES						
2-Fluorophenol	367-12-4	252.85	84 %	21 - 100		SPK: 300
Phenol-d5	13127-88-3	270.07	90 %	10 - 94		SPK: 300
Nitrobenzene-d5	4165-60-0	158.84	79 %	35 - 114		SPK: 200
2-Fluorobiphenyl	321-60-8	168.89	84 %	43 - 116		SPK: 200
2,4,6-Tribromophenol	118-79-6	242.46	81 %	10 - 123		SPK: 300
Terphenyl-d14	1718-51-0	173.04	87 %	33 - 141		SPK: 200
INTERNAL STANDARDS						
1,4-Dichlorobenzene-d4	3855-82-1	215701	3.47			
Naphthalene-d8	1146-65-2	772393	4.24			
Acenaphthene-d10	15067-26-2	441713	5.33			
Phenanthrene-d10	1517-22-2	758951	6.31			
Chrysene-d12	1719-03-5	708117	8.37			
Perylene-d12	1520-96-3	658273	9.95			

Chemtech Consulting Group

SVOC

SDG No.: S3542

Client: Shaw E & I, Inc.

Sample ID:	S3542-15	**Client ID:**	B-12(28-33)
Date Collected:	7/11/2004	**Date Received:**	7/12/2004
Date Analyzed:	7/17/2004	**Matrix:**	WATER
Date Extracted:	7/15/2004	**File ID:**	BE012717.D
Dilution:	1	**Instrument ID:**	BNAE
Analytical Method:	8270	**Analytical Run ID:**	BE071204
Sample Wt/Wol:	500.0	**Extract Vol:**	500
Injection Vol:	2	**% Moisture:**	100
Associated Blank:	PB16253B		

Parameter	CAS Number	Concentration	C	RDL	MDL	Units
TARGETS						
Pyridine	110-86-1	< 0.680	U	10	0.680	ug/L
1,4-Dichlorobenzene	106-46-7	< 0.650	U	10	0.650	ug/L
2-Methylphenol	95-48-7	< 1.1	U	10	1.1	ug/L
3+4-Methylphenols	106-44-5	< 1.0	U	10	1.0	ug/L
Hexachloroethane	67-72-1	< 0.880	U	10	0.880	ug/L
Nitrobenzene	98-95-3	< 0.360	U	10	0.360	ug/L
Hexachlorobutadiene	87-68-3	< 0.360	U	10	0.360	ug/L
2,4,5-Trichlorophenol	95-95-4	< 0.560	U	10	0.560	ug/L
2,4,6-Trichlorophenol	88-06-2	< 0.270	U	10	0.270	ug/L
2,4-Dinitrotoluene	121-14-2	< 0.320	U	10	0.320	ug/L
Hexachlorobenzene	118-74-1	< 0.220	U	10	0.220	ug/L
Pentachlorophenol	87-86-5	< 0.370	U	10	0.370	ug/L
SURROGATES						
2-Fluorophenol	367-12-4	256.17	85 %	21 - 100		SPK: 300
Phenol-d5	13127-88-3	277.09	92 %	10 - 94		SPK: 300
Nitrobenzene-d5	4165-60-0	157.83	79 %	35 - 114		SPK: 200
2-Fluorobiphenyl	321-60-8	171.21	86 %	43 - 116		SPK: 200
2,4,6-Tribromophenol	118-79-6	250.28	83 %	10 - 123		SPK: 300
Terphenyl-d14	1718-51-0	175.79	88 %	33 - 141		SPK: 200
INTERNAL STANDARDS						
1,4-Dichlorobenzene-d4	3855-82-1	192670	3.46			
Naphthalene-d8	1146-65-2	712000	4.24			
Acenaphthene-d10	15067-26-2	407081	5.33			
Phenanthrene-d10	1517-22-2	719229	6.31			
Chrysene-d12	1719-03-5	666469	8.33			
Perylene-d12	1520-96-3	613461	9.90			

Chemtech Consulting Group

SVOC

SDG No.: S3542

Client: Shaw E & I, Inc.

Sample ID:	S3542-17	**Client ID:**	B-5(23-28)
Date Collected:	7/10/2004	**Date Received:**	7/12/2004
Date Analyzed:	7/17/2004	**Matrix:**	WATER
Date Extracted:	7/15/2004	**File ID:**	BE012718.D
Dilution:	1	**Instrument ID:**	BNAE
Analytical Method:	8270	**Analytical Run ID:**	BE071204
Sample Wt/Wol:	500.0	**Extract Vol:**	500
Injection Vol:	2	**% Moisture:**	100
Associated Blank:	PB16253B		

Parameter	CAS Number	Concentration	C	RDL	MDL	Units
TARGETS						
Pyridine	110-86-1	< 0.680	U	10	0.680	ug/L
1,4-Dichlorobenzene	106-46-7	< 0.650	U	10	0.650	ug/L
2-Methylphenol	95-48-7	< 1.1	U	10	1.1	ug/L
3+4-Methylphenols	106-44-5	< 1.0	U	10	1.0	ug/L
Hexachloroethane	67-72-1	< 0.880	U	10	0.880	ug/L
Nitrobenzene	98-95-3	< 0.360	U	10	0.360	ug/L
:achlorobutadiene	87-68-3	< 0.360	U	10	0.360	ug/L
,4,5-Trichlorophenol	95-95-4	< 0.560	U	10	0.560	ug/L
2,4,6-Trichlorophenol	88-06-2	< 0.270	U	10	0.270	ug/L
2,4-Dinitrotoluene	121-14-2	< 0.320	U	10	0.320	ug/L
Hexachlorobenzene	118-74-1	< 0.220	U	10	0.220	ug/L
Pentachlorophenol	87-86-5	< 0.370	U	10	0.370	ug/L
SURROGATES						
2-Fluorophenol	367-12-4	258.03	86 %	21 - 100		SPK: 300
Phenol-d5	13127-88-3	275.8	92 %	10 - 94		SPK: 300
Nitrobenzene-d5	4165-60-0	158.35	79 %	35 - 114		SPK: 200
2-Fluorobiphenyl	321-60-8	167.58	84 %	43 - 116		SPK: 200
2,4,6-Tribromophenol	118-79-6	241.15	80 %	10 - 123		SPK: 300
Terphenyl-d14	1718-51-0	164.94	82 %	33 - 141		SPK: 200
INTERNAL STANDARDS						
1,4-Dichlorobenzene-d4	3855-82-1	222730	3.46			
Naphthalene-d8	1146-65-2	806353	4.24			
Acenaphthene-d10	15067-26-2	471292	5.33			
Phenanthrene-d10	1517-22-2	817559	6.29			
Chrysene-d12	1719-03-5	768328	8.28			
Perylene-d12	1520-96-3	730876	9.84			

Chemtech

TCLP Pesticide

SDG No.: S3542

Client: Shaw E & I, Inc.

Sample ID:	S3542-01	**Client ID:**	B-1(33-35)
Date Collected:	7/10/2004	**Date Received:**	7/12/2004
Date Analyzed:	7/20/2004	**Matrix:**	TCLP
Date Extracted:	7/15/2004	**File ID:**	4PC2256B.D
Dilution:	1	**Instrument ID:**	ECD4
Analytical Method:	8081	**Analytical Run ID:**	4PC07184
% Moisture:	100.0	**Associated Blank:**	PB16255B
Sample Wt/Vol:	500	**Extract Vol:**	5000
Injection Vol:	1		

Parameter	CAS Number	Concentration	C	RDL	MDL	Units
TARGETS						
gamma-BHC (Lindane)	58-89-9	< 0.03	U	0.050	0.03	ug/L
Heptachlor	76-44-8	< 0.04	U	0.050	0.04	ug/L
Heptachlor epoxide	1024-57-3	< 0.03	U	0.050	0.03	ug/L
Endrin	72-20-8	< 0.05	U	0.050	0.05	ug/L
Methoxychlor	72-43-5	< 0.04	U	0.050	0.04	ug/L
Toxaphene	8001-35-2	< 0.11	U	0.50	0.11	ug/L
C lane	57-74-9	< 0.01	U	0.50	0.01	ug/L
SURROGATES						
Decachlorobiphenyl	2051-24-3	17.27	86 %	40 - 135		SPK: 20
Tetrachloro-m-xylene	877-09-8	22.34	112 %	40 - 135		SPK: 20

Chemtech

TCLP Pesticide

SDG No.: S3542

ient: Shaw E & I, Inc.

Sample ID: S3542-02 Client ID: B-2(28-32)

Date Collected:	7/10/2004	Date Received:	7/12/2004
Date Analyzed:	7/20/2004	Matrix:	TCLP
Date Extracted:	7/15/2004	File ID:	4PC2257B.D
Dilution:	1	Instrument ID:	ECD4
Analytical Method:	8081	Analytical Run ID:	4PC07184
% Moisture:	100.0	Associated Blank:	PB16255B
Sample Wt/Vol:	500	Extract Vol:	5000
Injection Vol:	1		

Parameter	CAS Number	Concentration	C	RDL	MDL	Units
TARGETS						
gamma-BHC (Lindane)	58-89-9	< 0.03	U	0.050	0.03	ug/L
Heptachlor	76-44-8	< 0.04	U	0.050	0.04	ug/L
Heptachlor epoxide	1024-57-3	< 0.03	U	0.050	0.03	ug/L
Endrin	72-20-8	< 0.05	U	0.050	0.05	ug/L
Methoxychlor	72-43-5	< 0.04	U	0.050	0.04	ug/L
Toxaphene	8001-35-2	< 0.11	U	0.50	0.11	ug/L
C dane	57-74-9	< 0.01	U	0.50	0.01	ug/L
S. ROGATES						
Decachlorobiphenyl	2051-24-3	13.19	66 %	40 - 135		SPK: 20
Tetrachloro-m-xylene	877-09-8	18.86	94 %	40 - 135		SPK: 20

Chemtech

TCLP Pesticide

SDG No.: S3542

ient: Shaw E & I, Inc.

Sample ID: S3542-03 Client ID: B-3(28-33)

Date Collected: 7/10/2004 Date Received: 7/12/2004
Date Analyzed: 7/20/2004 Matrix: TCLP
Date Extracted: 7/15/2004 File ID: 4PC2258B.D
Dilution: 1 Instrument ID: ECD4
Analytical Method: 8081 Analytical Run ID: 4PC07184
% Moisture: 100.0 Associated Blank: PB16255B
Sample Wt/Vol: 500 Extract Vol: 5000
Injection Vol: 1

Parameter	CAS Number	Concentration	C	RDL	MDL	Units
TARGETS						
gamma-BHC (Lindane)	58-89-9	< 0.03	U	0.050	0.03	ug/L
Heptachlor	76-44-8	< 0.04	U	0.050	0.04	ug/L
Heptachlor epoxide	1024-57-3	< 0.03	U	0.050	0.03	ug/L
Endrin	72-20-8	< 0.05	U	0.050	0.05	ug/L
Methoxychlor	72-43-5	< 0.04	U	0.050	0.04	ug/L
Toxaphene	8001-35-2	< 0.11	U	0.50	0.11	ug/L
dane	57-74-9	< 0.01	U	0.50	0.01	ug/L
SURROGATES						
Decachlorobiphenyl	2051-24-3	12.46	62 %	40 - 135		SPK: 20
Tetrachloro-m-xylene	877-09-8	16.78	84 %	40 - 135		SPK: 20

Chemtech

TCLP Pesticide

SDG No.: S3542

ient: Shaw E & I, Inc.

Sample ID: S3542-04 Client ID: B-4(28-32)

Date Collected:	7/10/2004	Date Received:	7/12/2004
Date Analyzed:	7/20/2004	Matrix:	TCLP
Date Extracted:	7/15/2004	File ID:	4PC2259R.D
Dilution:	1	Instrument ID:	ECD4
Analytical Method:	8081	Analytical Run ID:	4PC07184
% Moisture:	100.0	Associated Blank:	PB16255B
Sample Wt/Vol:	500	Extract Vol:	5000
Injection Vol:	1		

Parameter	CAS Number	Concentration	C	RDL	MDL	Units
TARGETS						
gamma-BHC (Lindane)	58-89-9	< 0.03	U	0.050	0.03	ug/L
Heptachlor	76-44-8	< 0.04	U	0.050	0.04	ug/L
Heptachlor epoxide	1024-57-3	< 0.03	U	0.050	0.03	ug/L
Endrin	72-20-8	< 0.05	U	0.050	0.05	ug/L
Methoxychlor	72-43-5	< 0.04	U	0.050	0.04	ug/L
Toxaphene	8001-35-2	< 0.11	U	0.50	0.11	ug/L
C dane	57-74-9	< 0.01	U	0.50	0.01	ug/L
S. ROGATES						
Decachlorobiphenyl	2051-24-3	13.61	68 %	40 - 135		SPK: 20
Tetrachloro-m-xylene	877-09-8	18.02	90 %	40 - 135		SPK: 20

Chemtech

TCLP Pesticide

SDG No.: S3542

.ient: Shaw E & I, Inc.

Sample ID: S3542-07 Client ID: B-5(28-38)

Date Collected:	7/10/2004	Date Received:	7/12/2004
Date Analyzed:	7/20/2004	Matrix:	TCLP
Date Extracted:	7/15/2004	File ID:	4PC2262B.D
Dilution:	1	Instrument ID:	ECD4
Analytical Method:	8081	Analytical Run ID:	4PC07184
% Moisture:	100.0	Associated Blank:	PB16255B
Sample Wt/Vol:	500	Extract Vol:	5000
Injection Vol:	1		

Parameter	CAS Number	Concentration	C	RDL	MDL	Units
TARGETS						
gamma-BHC (Lindane)	58-89-9	< 0.03	U	0.050	0.03	ug/L
Heptachlor	76-44-8	< 0.04	U	0.050	0.04	ug/L
Heptachlor epoxide	1024-57-3	< 0.03	U	0.050	0.03	ug/L
Endrin	72-20-8	< 0.05	U	0.050	0.05	ug/L
Methoxychlor	72-43-5	< 0.04	U	0.050	0.04	ug/L
Toxaphene	8001-35-2	< 0.11	U	0.50	0.11	ug/L
C lane	57-74-9	< 0.01	U	0.50	0.01	ug/L
S..ROGATES						
Decachlorobiphenyl	2051-24-3	18.19	91 %	40 - 135		SPK: 20
Tetrachloro-m-xylene	877-09-8	21.1	106 %	40 - 135		SPK: 20

Chemtech

TCLP Pesticide

SDG No.: S3542

Client: Shaw E & I, Inc.

Sample ID: S3542-08 Client ID: B-6(28-33)

Date Collected:	7/10/2004	Date Received:	7/12/2004
Date Analyzed:	7/20/2004	Matrix:	TCLP
Date Extracted:	7/15/2004	File ID:	4PC2275B.D
Dilution:	1	Instrument ID:	ECD4
Analytical Method:	8081	Analytical Run ID:	4PC07184
% Moisture:	100.0	Associated Blank:	PB16255B
Sample Wt/Vol:	500	Extract Vol:	5000
Injection Vol:	1		

Parameter	CAS Number	Concentration	C	RDL	MDL	Units
TARGETS						
gamma-BHC (Lindane)	58-89-9	< 0.03	U	0.050	0.03	ug/L
Heptachlor	76-44-8	< 0.04	U	0.050	0.04	ug/L
Heptachlor epoxide	1024-57-3	< 0.03	U	0.050	0.03	ug/L
Endrin	72-20-8	< 0.05	U	0.050	0.05	ug/L
Methoxychlor	72-43-5	< 0.04	U	0.050	0.04	ug/L
Toxaphene	8001-35-2	< 0.11	U	0.50	0.11	ug/L
C lane	57-74-9	< 0.01	U	0.50	0.01	ug/L
SURROGATES						
Decachlorobiphenyl	2051-24-3	15.16	76 %	40 - 135		SPK: 20
Tetrachloro-m-xylene	877-09-8	18.46	92 %	40 - 135		SPK: 20

Chemtech

TCLP Pesticide

SDG No.: S3542

Client: Shaw E & I, Inc.

Sample ID:	S3542-09	**Client ID:**	B-7(28-33)
Date Collected:	7/10/2004	**Date Received:**	7/12/2004
Date Analyzed:	7/20/2004	**Matrix:**	TCLP
Date Extracted:	7/15/2004	**File ID:**	4PC2266B.D
Dilution:	1	**Instrument ID:**	ECD4
Analytical Method:	8081	**Analytical Run ID:**	4PC07184
% Moisture:	100.0	**Associated Blank:**	PB16255B
Sample Wt/Vol:	500	**Extract Vol:**	5000
Injection Vol:	1		

Parameter	CAS Number	Concentration	C	RDL	MDL	Units
TARGETS						
gamma-BHC (Lindane)	58-89-9	< 0.03	U	0.050	0.03	ug/L
Heptachlor	76-44-8	< 0.04	U	0.050	0.04	ug/L
Heptachlor epoxide	1024-57-3	< 0.03	U	0.050	0.03	ug/L
Endrin	72-20-8	< 0.05	U	0.050	0.05	ug/L
Methoxychlor	72-43-5	< 0.04	U	0.050	0.04	ug/L
Toxaphene	8001-35-2	< 0.11	U	0.50	0.11	ug/L
Chlordane	57-74-9	< 0.01	U	0.50	0.01	ug/L
SURROGATES						
Decachlorobiphenyl	2051-24-3	14.38	72 %	40 - 135		SPK: 20
Tetrachloro-m-xylene	877-09-8	17.88	89 %	40 - 135		SPK: 20

Chemtech

TCLP Pesticide

SDG No.: S3542

Client: Shaw E & I, Inc.

Sample ID:	S3542-10	**Client ID:**	DUP071004
Date Collected:	7/10/2004	**Date Received:**	7/12/2004
Date Analyzed:	7/20/2004	**Matrix:**	TCLP
Date Extracted:	7/15/2004	**File ID:**	4PC2267R.D
Dilution:	1	**Instrument ID:**	ECD4
Analytical Method:	8081	**Analytical Run ID:**	4PC07184
% Moisture:	100.0	**Associated Blank:**	PB16255B
Sample Wt/Vol:	500	**Extract Vol:**	5000
Injection Vol:	1		

Parameter	CAS Number	Concentration	C	RDL	MDL	Units
TARGETS						
gamma-BHC (Lindane)	58-89-9	< 0.03	U	0.050	0.03	ug/L
Heptachlor	76-44-8	< 0.04	U	0.050	0.04	ug/L
Heptachlor epoxide	1024-57-3	< 0.03	U	0.050	0.03	ug/L
Endrin	72-20-8	< 0.05	U	0.050	0.05	ug/L
Methoxychlor	72-43-5	< 0.04	U	0.050	0.04	ug/L
Toxaphene	8001-35-2	< 0.11	U	0.50	0.11	ug/L
Chlordane	57-74-9	< 0.01	U	0.50	0.01	ug/L
SURROGATES						
Decachlorobiphenyl	2051-24-3	18.36	92 %	40 - 135		SPK: 20
Tetrachloro-m-xylene	877-09-8	19.07	95 %	40 - 135		SPK: 20

Chemtech

TCLP Pesticide

SDG No.: S3542

Client: Shaw E & I, Inc.

Sample ID: S3542-11 **Client ID:** B-8(28-33)

Date Collected:	7/11/2004	**Date Received:**	7/12/2004
Date Analyzed:	7/20/2004	**Matrix:**	TCLP
Date Extracted:	7/15/2004	**File ID:**	4PC2268B.D
Dilution:	1	**Instrument ID:**	ECD4
Analytical Method:	8081	**Analytical Run ID:**	4PC07184
% Moisture:	100.0	**Associated Blank:**	PB16255B
Sample Wt/Vol:	500	**Extract Vol:**	5000
Injection Vol:	1		

Parameter	CAS Number	Concentration	C	RDL	MDL	Units
TARGETS						
gamma-BHC (Lindane)	58-89-9	< 0.03	U	0.050	0.03	ug/L
Heptachlor	76-44-8	< 0.04	U	0.050	0.04	ug/L
Heptachlor epoxide	1024-57-3	< 0.03	U	0.050	0.03	ug/L
Endrin	72-20-8	< 0.05	U	0.050	0.05	ug/L
Methoxychlor	72-43-5	< 0.04	U	0.050	0.04	ug/L
Toxaphene	8001-35-2	< 0.11	U	0.50	0.11	ug/L
C lane	57-74-9	< 0.01	U	0.50	0.01	ug/L
S ROGATES						
Decachlorobiphenyl	2051-24-3	18.66	93 %	40 - 135		SPK: 20
Tetrachloro-m-xylene	877-09-8	19.26	96 %	40 - 135		SPK: 20

Chemtech

TCLP Pesticide

SDG No.: S3542

ient: Shaw E & I, Inc.

Sample ID: S3542-12 **Client ID:** B-9(28-33)

Date Collected:	7/11/2004	**Date Received:**	7/12/2004
Date Analyzed:	7/20/2004	**Matrix:**	TCLP
Date Extracted:	7/15/2004	**File ID:**	4PC2269R.D
Dilution:	1	**Instrument ID:**	ECD4
Analytical Method:	8081	**Analytical Run ID:**	4PC07184
% Moisture:	100.0	**Associated Blank:**	PB16255B
Sample Wt/Vol:	500	**Extract Vol:**	5000
Injection Vol:	1		

Parameter	CAS Number	Concentration	C	RDL	MDL	Units
TARGETS						
gamma-BHC (Lindane)	58-89-9	< 0.03	U	0.050	0.03	ug/L
Heptachlor	76-44-8	< 0.04	U	0.050	0.04	ug/L
Heptachlor epoxide	1024-57-3	< 0.03	U	0.050	0.03	ug/L
Endrin	72-20-8	< 0.05	U	0.050	0.05	ug/L
Methoxychlor	72-43-5	< 0.04	U	0.050	0.04	ug/L
Toxaphene	8001-35-2	< 0.11	U	0.50	0.11	ug/L
C[illegible]ane	57-74-9	< 0.01	U	0.50	0.01	ug/L
S[illegible]OGATES						
Decachlorobiphenyl	2051-24-3	18.62	93 %	40 - 135		SPK: 20
Tetrachloro-m-xylene	877-09-8	20.61	103 %	40 - 135		SPK: 20

Chemtech

TCLP Pesticide

SDG No.: S3542

ient: Shaw E & I, Inc.

Sample ID: S3542-13 Client ID: B-10(28-33)

Date Collected:	7/11/2004	Date Received:	7/12/2004
Date Analyzed:	7/20/2004	Matrix:	TCLP
Date Extracted:	7/15/2004	File ID:	4PC2270B.D
Dilution:	1	Instrument ID:	ECD4
Analytical Method:	8081	Analytical Run ID:	4PC07184
% Moisture:	100.0	Associated Blank:	PB16255B
Sample Wt/Vol:	500	Extract Vol:	5000
Injection Vol:	1		

Parameter	CAS Number	Concentration	C	RDL	MDL	Units
TARGETS						
gamma-BHC (Lindane)	58-89-9	< 0.03	U	0.050	0.03	ug/L
Heptachlor	76-44-8	< 0.04	U	0.050	0.04	ug/L
Heptachlor epoxide	1024-57-3	< 0.03	U	0.050	0.03	ug/L
Endrin	72-20-8	< 0.05	U	0.050	0.05	ug/L
Methoxychlor	72-43-5	< 0.04	U	0.050	0.04	ug/L
Toxaphene	8001-35-2	< 0.11	U	0.50	0.11	ug/L
(dane	57-74-9	< 0.01	U	0.50	0.01	ug/L
SURROGATES						
Decachlorobiphenyl	2051-24-3	18.79	94 %	40 - 135		SPK: 20
Tetrachloro-m-xylene	877-09-8	21.28	106 %	40 - 135		SPK: 20

Chemtech

TCLP Pesticide

SDG No.: S3542

ient: Shaw E & I, Inc.

Sample ID:	S3542-14	**Client ID:**	B-11(28-33)
Date Collected:	7/11/2004	**Date Received:**	7/12/2004
Date Analyzed:	7/20/2004	**Matrix:**	TCLP
Date Extracted:	7/15/2004	**File ID:**	4PC2271R.D
Dilution:	1	**Instrument ID:**	ECD4
Analytical Method:	8081	**Analytical Run ID:**	4PC07184
% Moisture:	100.0	**Associated Blank:**	PB16255B
Sample Wt/Vol:	500	**Extract Vol:**	5000
Injection Vol:	1		

Parameter	CAS Number	Concentration	C	RDL	MDL	Units
TARGETS						
gamma-BHC (Lindane)	58-89-9	< 0.03	U	0.050	0.03	ug/L
Heptachlor	76-44-8	< 0.04	U	0.050	0.04	ug/L
Heptachlor epoxide	1024-57-3	< 0.03	U	0.050	0.03	ug/L
Endrin	72-20-8	< 0.05	U	0.050	0.05	ug/L
Methoxychlor	72-43-5	< 0.04	U	0.050	0.04	ug/L
Toxaphene	8001-35-2	< 0.11	U	0.50	0.11	ug/L
C lane	57-74-9	< 0.01	U	0.50	0.01	ug/L
SURROGATES						
Decachlorobiphenyl	2051-24-3	18.93	95 %	40 - 135		SPK: 20
Tetrachloro-m-xylene	877-09-8	19.01	95 %	40 - 135		SPK: 20

Chemtech

TCLP Pesticide

SDG No.: S3542

Client: Shaw E & I, Inc.

Sample ID: S3542-15 Client ID: B-12(28-33)

Date Collected:	7/11/2004	Date Received:	7/12/2004
Date Analyzed:	7/20/2004	Matrix:	TCLP
Date Extracted:	7/15/2004	File ID:	4PC2272B.D
Dilution:	1	Instrument ID:	ECD4
Analytical Method:	8081	Analytical Run ID:	4PC07184
% Moisture:	100.0	Associated Blank:	PB16255B
Sample Wt/Vol:	500	Extract Vol:	5000
Injection Vol:	1		

Parameter	CAS Number	Concentration	C	RDL	MDL	Units
TARGETS						
gamma-BHC (Lindane)	58-89-9	< 0.03	U	0.050	0.03	ug/L
Heptachlor	76-44-8	< 0.04	U	0.050	0.04	ug/L
Heptachlor epoxide	1024-57-3	< 0.03	U	0.050	0.03	ug/L
Endrin	72-20-8	< 0.05	U	0.050	0.05	ug/L
Methoxychlor	72-43-5	< 0.04	U	0.050	0.04	ug/L
Toxaphene	8001-35-2	< 0.11	U	0.50	0.11	ug/L
C lane	57-74-9	< 0.01	U	0.50	0.01	ug/L
S OGATES						
Decachlorobiphenyl	2051-24-3	19.49	97 %	40 - 135		SPK: 20
Tetrachloro-m-xylene	877-09-8	20.52	103 %	40 - 135		SPK: 20

Chemtech

TCLP Pesticide

SDG No.: S3542

Client: Shaw E & I, Inc.

Sample ID: S3542-17 **Client ID:** B-5(23-28)

Date Collected:	7/10/2004	**Date Received:**	7/12/2004
Date Analyzed:	7/20/2004	**Matrix:**	TCLP
Date Extracted:	7/15/2004	**File ID:**	4PC2273B.D
Dilution:	1	**Instrument ID:**	ECD4
Analytical Method:	8081	**Analytical Run ID:**	4PC07184
% Moisture:	100.0	**Associated Blank:**	PB16255B
Sample Wt/Vol:	500	**Extract Vol:**	5000
Injection Vol:	1		

Parameter	CAS Number	Concentration	C	RDL	MDL	Units
TARGETS						
gamma-BHC (Lindane)	58-89-9	< 0.03	U	0.050	0.03	ug/L
Heptachlor	76-44-8	< 0.04	U	0.050	0.04	ug/L
Heptachlor epoxide	1024-57-3	< 0.03	U	0.050	0.03	ug/L
Endrin	72-20-8	< 0.05	U	0.050	0.05	ug/L
Methoxychlor	72-43-5	< 0.04	U	0.050	0.04	ug/L
Toxaphene	8001-35-2	< 0.11	U	0.50	0.11	ug/L
C[illegible]dane	57-74-9	< 0.01	U	0.50	0.01	ug/L
SURROGATES						
Decachlorobiphenyl	2051-24-3	18.96	95 %	40 - 135		SPK: 20
Tetrachloro-m-xylene	877-09-8	22.53	113 %	40 - 135		SPK: 20

Chemtech

TCLP Herbicide

)G No.: S3542

Client: Shaw E & I, Inc.

Sample ID: S3542-01 Client ID: B-1(33-35)

Date Collected:	7/10/2004	Date Received:	7/12/2004
Date Analyzed:	7/21/2004	Matrix:	TCLP
Date Extracted:	7/15/2004	File ID:	CLP09584.D
Dilution:	1	Instrument ID:	ECD1
Analytical Method:	8151	Analytical Run ID:	CLP062904
% Moisture:	100.0	Associated Blank:	PB16254B
Sample Wt/Vol:	500	Extract Vol:	5000
Injection Vol:	1		

Parameter	CAS Number	Concentration	C	RDL	MDL	Units
TARGETS						
2,4-D	94-75-7	< 0.06	U	0.10	0.06	ug/L
2,4,5-TP (Silvex)	93-72-1	< 0.02	U	0.10	0.02	ug/L
SURROGATES						
2,4-DCAA		37.17	74 %	45 - 140		SPK: 50

Chemtech

TCLP Herbicide

)G No.: S3542

Client: Shaw E & I, Inc.

Sample ID:	S3542-02	Client ID:	B-2(28-32)
Date Collected:	7/10/2004	Date Received:	7/12/2004
Date Analyzed:	7/21/2004	Matrix:	TCLP
Date Extracted:	7/15/2004	File ID:	CLP09585.D
Dilution:	1	Instrument ID:	ECD1
Analytical Method:	8151	Analytical Run ID:	CLP062904
% Moisture:	100.0	Associated Blank:	PB16254B
Sample Wt/Vol:	500	Extract Vol:	5000
Injection Vol:	1		

Parameter	CAS Number	Concentration	C	RDL	MDL	Units
TARGETS						
2,4-D	94-75-7	< 0.06	U	0.10	0.06	ug/L
2,4,5-TP (Silvex)	93-72-1	< 0.02	U	0.10	0.02	ug/L
SURROGATES						
2,4-DCAA		55.43	111 %	45 - 140		SPK: 50

Chemtech

TCLP Herbicide

)G No.: S3542

Client: Shaw E & I, Inc.

Sample ID: S3542-03 Client ID: B-3(28-33)

Date Collected:	7/10/2004	Date Received:	7/12/2004
Date Analyzed:	7/21/2004	Matrix:	TCLP
Date Extracted:	7/15/2004	File ID:	CLP09586.D
Dilution:	1	Instrument ID:	ECD1
Analytical Method:	8151	Analytical Run ID:	CLP062904
% Moisture:	100.0	Associated Blank:	PB16254B
Sample Wt/Vol:	500	Extract Vol:	5000
Injection Vol:	1		

Parameter	CAS Number	Concentration	C	RDL	MDL	Units
TARGETS						
2,4-D	94-75-7	< 0.06	U	0.10	0.06	ug/L
2,4,5-TP (Silvex)	93-72-1	< 0.02	U	0.10	0.02	ug/L
SURROGATES						
2,4-DCAA		43.64	87 %	45 - 140		SPK: 50

Chemtech

TCLP Herbicide

JG No.: S3542

Client: Shaw E & I, Inc.

Sample ID:	S3542-04	Client ID:	B-4(28-32)
Date Collected:	7/10/2004	Date Received:	7/12/2004
Date Analyzed:	7/21/2004	Matrix:	TCLP
Date Extracted:	7/15/2004	File ID:	CLP09587.D
Dilution:	1	Instrument ID:	ECD1
Analytical Method:	8151	Analytical Run ID:	CLP062904
% Moisture:	100.0	Associated Blank:	PB16254B
Sample Wt/Vol:	500	Extract Vol:	5000
Injection Vol:	1		

Parameter	CAS Number	Concentration	C	RDL	MDL	Units
TARGETS						
2,4-D	94-75-7	< 0.06	U	0.10	0.06	ug/L
2,4,5-TP (Silvex)	93-72-1	< 0.02	U	0.10	0.02	ug/L
SURROGATES						
2,4-DCAA		38.02	76 %	45 - 140		SPK: 50

Chemtech

TCLP Herbicide

G No.: S3542

Client: Shaw E & I, Inc.

Sample ID:	S3542-07	Client ID:	B-5(28-38)
Date Collected:	7/10/2004	Date Received:	7/12/2004
Date Analyzed:	7/21/2004	Matrix:	TCLP
Date Extracted:	7/15/2004	File ID:	CLP09592.D
Dilution:	1	Instrument ID:	ECD1
Analytical Method:	8151	Analytical Run ID:	CLP062904
% Moisture:	100.0	Associated Blank:	PB16254B
Sample Wt/Vol:	500	Extract Vol:	5000
Injection Vol:	1		

Parameter	CAS Number	Concentration	C	RDL	MDL	Units
TARGETS						
2,4-D	94-75-7	< 0.06	U	0.10	0.06	ug/L
2,4,5-TP (Silvex)	93-72-1	< 0.02	U	0.10	0.02	ug/L
SURROGATES						
2,4-DCAA		49.36	99 %	45 - 140		SPK: 50

Chemtech

TCLP Herbicide

)G No.: S3542

Client: Shaw E & I, Inc.

Sample ID:	S3542-08	Client ID:	B-6(28-33)
Date Collected:	7/10/2004	Date Received:	7/12/2004
Date Analyzed:	7/21/2004	Matrix:	TCLP
Date Extracted:	7/15/2004	File ID:	CLP09593.D
Dilution:	1	Instrument ID:	ECD1
Analytical Method:	8151	Analytical Run ID:	CLP062904
% Moisture:	100.0	Associated Blank:	PB16254B
Sample Wt/Vol:	500	Extract Vol:	5000
Injection Vol:	1		

Parameter	CAS Number	Concentration	C	RDL	MDL	Units
TARGETS						
2,4-D	94-75-7	< 0.06	U	0.10	0.06	ug/L
2,4,5-TP (Silvex)	93-72-1	< 0.02	U	0.10	0.02	ug/L
SURROGATES						
2,4-DCAA		44.25	88 %	45 - 140		SPK: 50

Chemtech

TCLP Herbicide

DG No.: S3542

Client: Shaw E & I, Inc.

Sample ID:	S3542-09	Client ID:	B-7(28-33)
Date Collected:	7/10/2004	Date Received:	7/12/2004
Date Analyzed:	7/21/2004	Matrix:	TCLP
Date Extracted:	7/15/2004	File ID:	CLP09594.D
Dilution:	1	Instrument ID:	ECD1
Analytical Method:	8151	Analytical Run ID:	CLP062904
% Moisture:	100.0	Associated Blank:	PB16254B
Sample Wt/Vol:	500	Extract Vol:	5000
Injection Vol:	1		

Parameter	CAS Number	Concentration	C	RDL	MDL	Units
TARGETS						
2,4-D	94-75-7	< 0.06	U	0.10	0.06	ug/L
2,4,5-TP (Silvex)	93-72-1	< 0.02	U	0.10	0.02	ug/L
SURROGATES						
2,4-DCAA		39.83	80 %	45 - 140		SPK: 50

Chemtech

TCLP Herbicide

TDG No.: S3542

Client: Shaw E & I, Inc.

Sample ID:	S3542-10	**Client ID:**	DUP071004
Date Collected:	7/10/2004	**Date Received:**	7/12/2004
Date Analyzed:	7/21/2004	**Matrix:**	TCLP
Date Extracted:	7/15/2004	**File ID:**	CLP09595.D
Dilution:	1	**Instrument ID:**	ECD1
Analytical Method:	8151	**Analytical Run ID:**	CLP062904
% Moisture:	100.0	**Associated Blank:**	PB16254B
Sample Wt/Vol:	500	**Extract Vol:**	5000
Injection Vol:	1		

Parameter	CAS Number	Concentration	C	RDL	MDL	Units
TARGETS						
2,4-D	94-75-7	< 0.06	U	0.10	0.06	ug/L
2,4,5-TP (Silvex)	93-72-1	< 0.02	U	0.10	0.02	ug/L
SURROGATES						
2,4-DCAA		29.74	59 %	45 - 140		SPK: 50

Chemtech

TCLP Herbicide

SDG No.: S3542

Client: Shaw E & I, Inc.

Sample ID: S3542-11 Client ID: B-8(28-33)

Date Collected:	7/11/2004	Date Received:	7/12/2004
Date Analyzed:	7/21/2004	Matrix:	TCLP
Date Extracted:	7/15/2004	File ID:	CLP09596.D
Dilution:	1	Instrument ID:	ECD1
Analytical Method:	8151	Analytical Run ID:	CLP062904
% Moisture:	100.0	Associated Blank:	PB16254B
Sample Wt/Vol:	500	Extract Vol:	5000
Injection Vol:	1		

Parameter	CAS Number	Concentration	C	RDL	MDL	Units
TARGETS						
2,4-D	94-75-7	< 0.06	U	0.10	0.06	ug/L
2,4,5-TP (Silvex)	93-72-1	< 0.02	U	0.10	0.02	ug/L
SURROGATES						
2,4-DCAA		30.75	62 %	45 - 140		SPK: 50

Chemtech

TCLP Herbicide

'DG No.: S3542

Client: Shaw E & I, Inc.

Sample ID: S3542-12 Client ID: B-9(28-33)

Date Collected:	7/11/2004	Date Received:	7/12/2004
Date Analyzed:	7/22/2004	Matrix:	TCLP
Date Extracted:	7/15/2004	File ID:	CLP09597.D
Dilution:	1	Instrument ID:	ECD1
Analytical Method:	8151	Analytical Run ID:	CLP062904
% Moisture:	100.0	Associated Blank:	PB16254B
Sample Wt/Vol:	500	Extract Vol:	5000
Injection Vol:	1		

Parameter	CAS Number	Concentration	C	RDL	MDL	Units
TARGETS						
2,4-D	94-75-7	< 0.06	U	0.10	0.06	ug/L
2,4,5-TP (Silvex)	93-72-1	< 0.02	U	0.10	0.02	ug/L
SURROGATES						
2,4-DCAA		31.36	63 %	45 - 140		SPK: 50

Chemtech

TCLP Herbicide

JG No.: S3542

Client: Shaw E & I, Inc.

Sample ID:	S3542-13	**Client ID:**	B-10(28-33)
Date Collected:	7/11/2004	**Date Received:**	7/12/2004
Date Analyzed:	7/22/2004	**Matrix:**	TCLP
Date Extracted:	7/15/2004	**File ID:**	CLP09598.D
Dilution:	1	**Instrument ID:**	ECD1
Analytical Method:	8151	**Analytical Run ID:**	CLP062904
% Moisture:	100.0	**Associated Blank:**	PB16254B
Sample Wt/Vol:	500	**Extract Vol:**	5000
Injection Vol:	1		

Parameter	CAS Number	Concentration	C	RDL	MDL	Units
TARGETS						
2,4-D	94-75-7	< 0.06	U	0.10	0.06	ug/L
2,4,5-TP (Silvex)	93-72-1	< 0.02	U	0.10	0.02	ug/L
SURROGATES						
2,4-DCAA		29.63	59 %	45 - 140		SPK: 50

Chemtech

TCLP Herbicide

DG No.: S3542

Client: Shaw E & I, Inc.

Sample ID:	S3542-14	**Client ID:**	B-11(28-33)
Date Collected:	7/11/2004	**Date Received:**	7/12/2004
Date Analyzed:	7/22/2004	**Matrix:**	TCLP
Date Extracted:	7/15/2004	**File ID:**	CLP09599.D
Dilution:	1	**Instrument ID:**	ECD1
Analytical Method:	8151	**Analytical Run ID:**	CLP062904
% Moisture:	100.0	**Associated Blank:**	PB16254B
Sample Wt/Vol:	500	**Extract Vol:**	5000
Injection Vol:	1		

Parameter	CAS Number	Concentration	C	RDL	MDL	Units
TARGETS						
2,4-D	94-75-7	< 0.06	U	0.10	0.06	ug/L
2,4,5-TP (Silvex)	93-72-1	< 0.02	U	0.10	0.02	ug/L
SURROGATES						
2,4-DCAA		27.3	55 %	45 - 140		SPK: 50

Chemtech

TCLP Herbicide

)G No.: S3542

Client: Shaw E & I, Inc.

Sample ID: S3542-15 Client ID: B-12(28-33)

Date Collected:	7/11/2004	Date Received:	7/12/2004
Date Analyzed:	7/22/2004	Matrix:	TCLP
Date Extracted:	7/15/2004	File ID:	CLP09600.D
Dilution:	1	Instrument ID:	ECD1
Analytical Method:	8151	Analytical Run ID:	CLP062904
% Moisture:	100.0	Associated Blank:	PB16254B
Sample Wt/Vol:	500	Extract Vol:	5000
Injection Vol:	1		

Parameter	CAS Number	Concentration	C	RDL	MDL	Units
TARGETS						
2,4-D	94-75-7	< 0.06	U	0.10	0.06	ug/L
2,4,5-TP (Silvex)	93-72-1	< 0.02	U	0.10	0.02	ug/L
SURROGATES						
2,4-DCAA		40.97	82 %	45 - 140		SPK: 50

Chemtech

TCLP Herbicide

DG No.: S3542

Client: Shaw E & I, Inc.

Sample ID: S3542-17 Client ID: B-5(23-28)

Date Collected:	7/10/2004	Date Received:	7/12/2004
Date Analyzed:	7/22/2004	Matrix:	TCLP
Date Extracted:	7/15/2004	File ID:	CLP09601.D
Dilution:	1	Instrument ID:	ECD1
Analytical Method:	8151	Analytical Run ID:	CLP062904
% Moisture:	100.0	Associated Blank:	PB16254B
Sample Wt/Vol:	500	Extract Vol:	5000
Injection Vol:	1		

Parameter	CAS Number	Concentration	C	RDL	MDL	Units
TARGETS						
2,4-D	94-75-7	< 0.06	U	0.10	0.06	ug/L
2,4,5-TP (Silvex)	93-72-1	< 0.02	U	0.10	0.02	ug/L
SURROGATES						
2,4-DCAA		45.4	91 %	45 - 140		SPK: 50

CHEMTECH 284 Sheffield Street, Mountainside, NJ 07092 Phone: 908-789-8900 Fax: 908-789-8922

Report of Analysis

Client:	**Shaw E & I, Inc.**	**Date Collected:**	**7/10/04**
Project:		**Date Received:**	**7/12/04**
Client Sample ID:	**B-1(33-35)**	**SDG No.:**	**S3542**
Lab Sample ID:	**S3542-01**	**Matrix:**	**TCLP**
		% Solids:	**0.00**

CAS No.	Analyte	Conc.	Units	Qualifier	DL	Dilution	Date Prep	Date Anal.	Method
7440-38-2	Arsenic	60.9	ug/L	J	48.4	1	7/14/04	7/15/04	EPA SW-846 6010 - ICP1
7440-39-3	Barium	419	ug/L	J	110	1	7/14/04	7/15/04	EPA SW-846 6010 - ICP1
7440-43-9	Cadmium	9.940	ug/L	U	9.940	1	7/14/04	7/15/04	EPA SW-846 6010 - ICP1
7440-47-3	Chromium	15.0	ug/L	J	12.2	1	7/14/04	7/15/04	EPA SW-846 6010 - ICP1
7439-92-1	Lead	17.9	ug/L	U	17.9	1	7/14/04	7/15/04	EPA SW-846 6010 - ICP1
7439-97-6	Mercury	0.06	ug/L	U N	0.06	1	7/14/04	7/15/04	EPA SW-846 7471 - HG
7782-49-2	Selenium	52.4	ug/L	U	52.4	1	7/14/04	7/15/04	EPA SW-846 6010 - ICP1
7440-22-4	Silver	33.8	ug/L	U N	33.8	1	7/14/04	7/15/04	EPA SW-846 6010 - ICP1

CHEMTECH 284 Sheffield Street, Mountainside, NJ 07092 Phone: 908-789-8900 Fax: 908-789-8922

Report of Analysis

Client:	**Shaw E & I, Inc.**	**Date Collected:**	**7/10/04**
Project:		**Date Received:**	**7/12/04**
Client Sample ID:	**B-2(28-32)**	**SDG No.:**	**S3542**
Lab Sample ID:	**S3542-02**	**Matrix:**	**TCLP**
		% Solids:	**0.00**

CAS No.	Analyte	Conc.	Units	Qualifier		DL	Dilution	Date Prep	Date Anal.	Method
7440-38-2	Arsenic	48.4	ug/L	U		48.4	1	7/14/04	7/15/04	EPA SW-846 6010 - ICP1
7440-39-3	Barium	392	ug/L	J		110	1	7/14/04	7/15/04	EPA SW-846 6010 - ICP1
7440-43-9	Cadmium	9.940	ug/L	U		9.940	1	7/14/04	7/15/04	EPA SW-846 6010 - ICP1
7440-47-3	Chromium	12.2	ug/L	U		12.2	1	7/14/04	7/15/04	EPA SW-846 6010 - ICP1
7439-92-1	Lead	17.9	ug/L	U		17.9	1	7/14/04	7/15/04	EPA SW-846 6010 - ICP1
7439-97-6	Mercury	0.19	ug/L	J	N	0.06	1	7/14/04	7/15/04	EPA SW-846 7471 - HG
7782-49-2	Selenium	52.4	ug/L	U		52.4	1	7/14/04	7/15/04	EPA SW-846 6010 - ICP1
7440-22-4	Silver	33.8	ug/L	U	N	33.8	1	7/14/04	7/15/04	EPA SW-846 6010 - ICP1

CHEMTECH 284 Sheffield Street, Mountainside, NJ 07092 Phone: 908-789-8900 Fax: 908-789-8922

Report of Analysis

Client:	**Shaw E & I, Inc.**	**Date Collected:**	**7/10/04**
Project:		**Date Received:**	**7/12/04**
Client Sample ID:	**B-3(28-33)**	**SDG No.:**	**S3542**
Lab Sample ID:	**S3542-03**	**Matrix:**	**TCLP**
		% Solids:	**0.00**

CAS No.	Analyte	Conc.	Units	Qualifier	DL	Dilution	Date Prep	Date Anal.	Method
7440-38-2	Arsenic	48.4	ug/L	U	48.4	1	7/14/04	7/15/04	EPA SW-846 6010 - ICP1
7440-39-3	Barium	393	ug/L	J	110	1	7/14/04	7/15/04	EPA SW-846 6010 - ICP1
7440-43-9	Cadmium	9.940	ug/L	U	9.940	1	7/14/04	7/15/04	EPA SW-846 6010 - ICP1
7440-47-3	Chromium	12.2	ug/L	U	12.2	1	7/14/04	7/15/04	EPA SW-846 6010 - ICP1
7439-92-1	Lead	17.9	ug/L	U	17.9	1	7/14/04	7/15/04	EPA SW-846 6010 - ICP1
7439-97-6	Mercury	1.2	ug/L	J N	0.06	1	7/14/04	7/15/04	EPA SW-846 7471 - HG
7782-49-2	Selenium	52.4	ug/L	U	52.4	1	7/14/04	7/15/04	EPA SW-846 6010 - ICP1
7440-22-4	Silver	33.8	ug/L	U N	33.8	1	7/14/04	7/15/04	EPA SW-846 6010 - ICP1

CHEMTECH 284 Sheffield Street, Mountainside, NJ 07092 Phone: 908-789-8900 Fax: 908-789-8922

Report of Analysis

Client:	**Shaw E & I, Inc.**	**Date Collected:**	**7/10/04**
Project:		**Date Received:**	**7/12/04**
Client Sample ID:	**B-4(28-32)**	**SDG No.:**	**S3542**
Lab Sample ID:	**S3542-04**	**Matrix:**	**TCLP**
		% Solids:	**0.00**

CAS No.	Analyte	Conc.	Units	Qualifier	DL	Dilution	Date Prep	Date Anal.	Method
7440-38-2	Arsenic	48.4	ug/L	U	48.4	1	7/14/04	7/15/04	EPA SW-846 6010 - ICP1
7440-39-3	Barium	381	ug/L	J	110	1	7/14/04	7/15/04	EPA SW-846 6010 - ICP1
7440-43-9	Cadmium	9.940	ug/L	U	9.940	1	7/14/04	7/15/04	EPA SW-846 6010 - ICP1
7440-47-3	Chromium	12.2	ug/L	U	12.2	1	7/14/04	7/15/04	EPA SW-846 6010 - ICP1
7439-92-1	Lead	17.9	ug/L	U	17.9	1	7/14/04	7/15/04	EPA SW-846 6010 - ICP1
7439-97-6	Mercury	0.93	ug/L	J N	0.06	1	7/14/04	7/15/04	EPA SW-846 7471 - HG
7782-49-2	Selenium	52.4	ug/L	U	52.4	1	7/14/04	7/15/04	EPA SW-846 6010 - ICP1
7440-22-4	Silver	33.8	ug/L	U N	33.8	1	7/14/04	7/15/04	EPA SW-846 6010 - ICP1

CHEMTECH 284 Sheffield Street, Mountainside, NJ 07092 Phone: 908-789-8900 Fax: 908-789-8922

Report of Analysis

Client:	**Shaw E & I, Inc.**	**Date Collected:**	**7/10/04**
Project:		**Date Received:**	**7/12/04**
Client Sample ID:	**B-5(28-38)**	**SDG No.:**	**S3542**
Lab Sample ID:	**S3542-07**	**Matrix:**	**TCLP**
		% Solids:	**0.00**

CAS No.	Analyte	Conc.	Units	Qualifier	DL	Dilution	Date Prep	Date Anal.	Method
7440-38-2	Arsenic	48.4	ug/L	U	48.4	1	7/14/04	7/15/04	EPA SW-846 6010 - ICP1
7440-39-3	Barium	346	ug/L	J	110	1	7/14/04	7/15/04	EPA SW-846 6010 - ICP1
7440-43-9	Cadmium	9.940	ug/L	U	9.940	1	7/14/04	7/15/04	EPA SW-846 6010 - ICP1
7440-47-3	Chromium	13.6	ug/L	J	12.2	1	7/14/04	7/15/04	EPA SW-846 6010 - ICP1
7439-92-1	Lead	17.9	ug/L	U	17.9	1	7/14/04	7/15/04	EPA SW-846 6010 - ICP1
7439-97-6	Mercury	0.06	ug/L	U N	0.06	1	7/14/04	7/15/04	EPA SW-846 7471 - HG
7782-49-2	Selenium	52.4	ug/L	U	52.4	1	7/14/04	7/15/04	EPA SW-846 6010 - ICP1
7440-22-4	Silver	33.8	ug/L	U N	33.8	1	7/14/04	7/15/04	EPA SW-846 6010 - ICP1

CHEMTECH 284 Sheffield Street, Mountainside, NJ 07092 Phone: 908-789-8900 Fax: 908-789-8922

Report of Analysis

Client:	**Shaw E & I, Inc.**	**Date Collected:**	**7/10/04**
Project:		**Date Received:**	**7/12/04**
Client Sample ID:	**B-6(28-33)**	**SDG No.:**	**S3542**
Lab Sample ID:	**S3542-08**	**Matrix:**	**TCLP**
		% Solids:	**0.00**

CAS No.	Analyte	Conc.	Units	Qualifier	DL	Dilution	Date Prep	Date Anal.	Method
7440-38-2	Arsenic	48.4	ug/L	U	48.4	1	7/14/04	7/15/04	EPA SW-846 6010 - ICP1
7440-39-3	Barium	311	ug/L	J	110	1	7/14/04	7/15/04	EPA SW-846 6010 - ICP1
7440-43-9	Cadmium	9.940	ug/L	U	9.940	1	7/14/04	7/15/04	EPA SW-846 6010 - ICP1
7440-47-3	Chromium	12.2	ug/L	U	12.2	1	7/14/04	7/15/04	EPA SW-846 6010 - ICP1
7439-92-1	Lead	22.0	ug/L	J	17.9	1	7/14/04	7/15/04	EPA SW-846 6010 - ICP1
7439-97-6	Mercury	0.06	ug/L	U N	0.06	1	7/14/04	7/15/04	EPA SW-846 7471 - HG
7782-49-2	Selenium	52.4	ug/L	U	52.4	1	7/14/04	7/15/04	EPA SW-846 6010 - ICP1
7440-22-4	Silver	33.8	ug/L	U N	33.8	1	7/14/04	7/15/04	EPA SW-846 6010 - ICP1

CHEMTECH 284 Sheffield Street, Mountainside, NJ 07092 Phone: 908-789-8900 Fax: 908-789-8922

Report of Analysis

Client:	**Shaw E & I, Inc.**	**Date Collected:**	**7/10/04**
Project:		**Date Received:**	**7/12/04**
Client Sample ID:	**B-7(28-33)**	**SDG No.:**	**S3542**
Lab Sample ID:	**S3542-09**	**Matrix:**	**TCLP**
		% Solids:	**0.00**

CAS No.	Analyte	Conc.	Units	Qualifier		DL	Dilution	Date Prep	Date Anal.	Method
7440-38-2	Arsenic	48.4	ug/L	U		48.4	1	7/14/04	7/15/04	EPA SW-846 6010 - ICP1
7440-39-3	Barium	320	ug/L	J		110	1	7/14/04	7/15/04	EPA SW-846 6010 - ICP1
7440-43-9	Cadmium	9.940	ug/L	U		9.940	1	7/14/04	7/15/04	EPA SW-846 6010 - ICP1
7440-47-3	Chromium	15.0	ug/L	J		12.2	1	7/14/04	7/15/04	EPA SW-846 6010 - ICP1
7439-92-1	Lead	17.9	ug/L	U		17.9	1	7/14/04	7/15/04	EPA SW-846 6010 - ICP1
7439-97-6	Mercury	0.44	ug/L	J	N	0.06	1	7/14/04	7/15/04	EPA SW-846 7471 - HG
7782-49-2	Selenium	52.4	ug/L	U		52.4	1	7/14/04	7/15/04	EPA SW-846 6010 - ICP1
7440-22-4	Silver	33.8	ug/L	U	N	33.8	1	7/14/04	7/15/04	EPA SW-846 6010 - ICP1

CHEMTECH 284 Sheffield Street, Mountainside, NJ 07092 Phone: 908-789-8900 Fax: 908-789-8922

Report of Analysis

Client:	**Shaw E & I, Inc.**	**Date Collected:**	**7/10/04**
Project:		**Date Received:**	**7/12/04**
Client Sample ID:	**DUP071004**	**SDG No.:**	**S3542**
Lab Sample ID:	**S3542-10**	**Matrix:**	**TCLP**
		% Solids:	**0.00**

CAS No.	Analyte	Conc.	Units	Qualifier	DL	Dilution	Date Prep	Date Anal.	Method
7440-38-2	Arsenic	48.4	ug/L	U	48.4	1	7/14/04	7/15/04	EPA SW-846 6010 - ICP1
7440-39-3	Barium	354	ug/L	J	110	1	7/14/04	7/15/04	EPA SW-846 6010 - ICP1
7440-43-9	Cadmium	9.940	ug/L	U	9.940	1	7/14/04	7/15/04	EPA SW-846 6010 - ICP1
7440-47-3	Chromium	129	ug/L		12.2	1	7/14/04	7/15/04	EPA SW-846 6010 - ICP1
7439-92-1	Lead	17.9	ug/L	U	17.9	1	7/14/04	7/15/04	EPA SW-846 6010 - ICP1
7439-97-6	Mercury	1.2	ug/L	J N	0.06	1	7/14/04	7/15/04	EPA SW-846 7471 - HG
7782-49-2	Selenium	52.4	ug/L	U	52.4	1	7/14/04	7/15/04	EPA SW-846 6010 - ICP1
7440-22-4	Silver	33.8	ug/L	U N	33.8	1	7/14/04	7/15/04	EPA SW-846 6010 - ICP1

CHEMTECH 284 Sheffield Street, Mountainside, NJ 07092 Phone: 908-789-8900 Fax: 908-789-8922

Report of Analysis

Client:	**Shaw E & I, Inc.**	**Date Collected:**	**7/11/04**
Project:		**Date Received:**	**7/12/04**
Client Sample ID:	**B-8(28-33)**	**SDG No.:**	**S3542**
Lab Sample ID:	**S3542-11**	**Matrix:**	**TCLP**
		% Solids:	**0.00**

CAS No.	Analyte	Conc.	Units	Qualifier		DL	Dilution	Date Prep	Date Anal.	Method
7440-38-2	Arsenic	48.4	ug/L	U		48.4	1	7/14/04	7/15/04	EPA SW-846 6010 - ICP1
7440-39-3	Barium	255	ug/L	J		110	1	7/14/04	7/15/04	EPA SW-846 6010 - ICP1
7440-43-9	Cadmium	9.940	ug/L	U		9.940	1	7/14/04	7/15/04	EPA SW-846 6010 - ICP1
7440-47-3	Chromium	12.2	ug/L	U		12.2	1	7/14/04	7/15/04	EPA SW-846 6010 - ICP1
7439-92-1	Lead	17.9	ug/L	U		17.9	1	7/14/04	7/15/04	EPA SW-846 6010 - ICP1
7439-97-6	Mercury	1.2	ug/L	J	N	0.06	1	7/14/04	7/15/04	EPA SW-846 7471 - HG
7782-49-2	Selenium	52.4	ug/L	U		52.4	1	7/14/04	7/15/04	EPA SW-846 6010 - ICP1
7440-22-4	Silver	33.8	ug/L	U	N	33.8	1	7/14/04	7/15/04	EPA SW-846 6010 - ICP1

CHEMTECH 284 Sheffield Street, Mountainside, NJ 07092 Phone: 908-789-8900 Fax: 908-789-8922

Report of Analysis

Client:	Shaw E & I, Inc.	**Date Collected:**	7/11/04
Project:		**Date Received:**	7/12/04
Client Sample ID:	B-9(28-33)	**SDG No.:**	S3542
Lab Sample ID:	S3542-12	**Matrix:**	TCLP
		% Solids:	0.00

CAS No.	Analyte	Conc.	Units	Qualifier		DL	Dilution	Date Prep	Date Anal.	Method
7440-38-2	Arsenic	48.4	ug/L	U		48.4	1	7/14/04	7/15/04	EPA SW-846 6010 - ICP1
7440-39-3	Barium	452	ug/L	J		110	1	7/14/04	7/15/04	EPA SW-846 6010 - ICP1
7440-43-9	Cadmium	9.940	ug/L	U		9.940	1	7/14/04	7/15/04	EPA SW-846 6010 - ICP1
7440-47-3	Chromium	12.2	ug/L	U		12.2	1	7/14/04	7/15/04	EPA SW-846 6010 - ICP1
7439-92-1	Lead	17.9	ug/L	U		17.9	1	7/14/04	7/15/04	EPA SW-846 6010 - ICP1
7439-97-6	Mercury	1.4	ug/L	J	N	0.06	1	7/14/04	7/15/04	EPA SW-846 7471 - HG
7782-49-2	Selenium	52.4	ug/L	U		52.4	1	7/14/04	7/15/04	EPA SW-846 6010 - ICP1
7440-22-4	Silver	33.8	ug/L	U	N	33.8	1	7/14/04	7/15/04	EPA SW-846 6010 - ICP1

CHEMTECH 284 Sheffield Street, Mountainside, NJ 07092 Phone: 908-789-8900 Fax: 908-789-8922

Report of Analysis

Client:	**Shaw E & I, Inc.**	**Date Collected:**	**7/11/04**
Project:		**Date Received:**	**7/12/04**
Client Sample ID:	**B-10(28-33)**	**SDG No.:**	**S3542**
Lab Sample ID:	**S3542-13**	**Matrix:**	**TCLP**
		% Solids:	**0.00**

CAS No.	Analyte	Conc.	Units	Qualifier		DL	Dilution	Date Prep	Date Anal.	Method
7440-38-2	Arsenic	48.4	ug/L	U		48.4	1	7/14/04	7/15/04	EPA SW-846 6010 - ICP1
7440-39-3	Barium	360	ug/L	J		110	1	7/14/04	7/15/04	EPA SW-846 6010 - ICP1
7440-43-9	Cadmium	9.940	ug/L	U		9.940	1	7/14/04	7/15/04	EPA SW-846 6010 - ICP1
7440-47-3	Chromium	12.2	ug/L	U		12.2	1	7/14/04	7/15/04	EPA SW-846 6010 - ICP1
7439-92-1	Lead	17.9	ug/L	U		17.9	1	7/14/04	7/15/04	EPA SW-846 6010 - ICP1
7439-97-6	Mercury	0.08	ug/L	J	N	0.06	1	7/14/04	7/15/04	EPA SW-846 7471 - HG
7782-49-2	Selenium	52.4	ug/L	U		52.4	1	7/14/04	7/15/04	EPA SW-846 6010 - ICP1
7440-22-4	Silver	33.8	ug/L	U	N	33.8	1	7/14/04	7/15/04	EPA SW-846 6010 - ICP1

CHEMTECH 284 Sheffield Street, Mountainside, NJ 07092 Phone: 908-789-8900 Fax: 908-789-8922

Report of Analysis

Client:	**Shaw E & I, Inc.**	**Date Collected:**	**7/11/04**
Project:		**Date Received:**	**7/12/04**
Client Sample ID:	**B-11(28-33)**	**SDG No.:**	**S3542**
Lab Sample ID:	**S3542-14**	**Matrix:**	**TCLP**
		% Solids:	**0.00**

CAS No.	Analyte	Conc.	Units	Qualifier		DL	Dilution	Date Prep	Date Anal.	Method
7440-38-2	Arsenic	48.4	ug/L	U		48.4	1	7/14/04	7/15/04	EPA SW-846 6010 - ICP1
7440-39-3	Barium	422	ug/L	J		110	1	7/14/04	7/15/04	EPA SW-846 6010 - ICP1
7440-43-9	Cadmium	9.940	ug/L	U		9.940	1	7/14/04	7/15/04	EPA SW-846 6010 - ICP1
7440-47-3	Chromium	12.2	ug/L	U		12.2	1	7/14/04	7/15/04	EPA SW-846 6010 - ICP1
7439-92-1	Lead	17.9	ug/L	U		17.9	1	7/14/04	7/15/04	EPA SW-846 6010 - ICP1
7439-97-6	Mercury	0.06	ug/L	U	N	0.06	1	7/14/04	7/15/04	EPA SW-846 7471 - HG
7782-49-2	Selenium	52.4	ug/L	U		52.4	1	7/14/04	7/15/04	EPA SW-846 6010 - ICP1
7440-22-4	Silver	33.8	ug/L	U	N	33.8	1	7/14/04	7/15/04	EPA SW-846 6010 - ICP1

CHEMTECH 284 Sheffield Street, Mountainside, NJ 07092 Phone: 908-789-8900 Fax: 908-789-8922

Report of Analysis

Client:	**Shaw E & I, Inc.**	**Date Collected:**	**7/11/04**
Project:		**Date Received:**	**7/12/04**
Client Sample ID:	**B-12(28-33)**	**SDG No.:**	**S3542**
Lab Sample ID:	**S3542-15**	**Matrix:**	**TCLP**
		% Solids:	**0.00**

CAS No.	Analyte	Conc.	Units	Qualifier	DL	Dilution	Date Prep	Date Anal.	Method
7440-38-2	Arsenic	48.4	ug/L	U	48.4	1	7/14/04	7/15/04	EPA SW-846 6010 - ICP1
7440-39-3	Barium	408	ug/L	J	110	1	7/14/04	7/15/04	EPA SW-846 6010 - ICP1
7440-43-9	Cadmium	9.940	ug/L	U	9.940	1	7/14/04	7/15/04	EPA SW-846 6010 - ICP1
7440-47-3	Chromium	15.0	ug/L	J	12.2	1	7/14/04	7/15/04	EPA SW-846 6010 - ICP1
7439-92-1	Lead	17.9	ug/L	U	17.9	1	7/14/04	7/15/04	EPA SW-846 6010 - ICP1
7439-97-6	Mercury	0.06	ug/L	U N	0.06	1	7/14/04	7/15/04	EPA SW-846 7471 - HG
7782-49-2	Selenium	52.4	ug/L	U	52.4	1	7/14/04	7/15/04	EPA SW-846 6010 - ICP1
7440-22-4	Silver	33.8	ug/L	U N	33.8	1	7/14/04	7/15/04	EPA SW-846 6010 - ICP1

CHEMTECH 284 Sheffield Street, Mountainside, NJ 07092 Phone: 908-789-8900 Fax: 908-789-8922

Report of Analysis

Client:	**Shaw E & I, Inc.**	**Date Collected:**	**7/10/04**
Project:		**Date Received:**	**7/12/04**
Client Sample ID:	**B-5(23-28)**	**SDG No.:**	**S3542**
Lab Sample ID:	**S3542-17**	**Matrix:**	**TCLP**
		% Solids:	**0.00**

CAS No.	Analyte	Conc.	Units	Qualifier	DL	Dilution	Date Prep	Date Anal.	Method
7440-38-2	Arsenic	48.4	ug/L	U	48.4	1	7/14/04	7/15/04	EPA SW-846 6010 - ICP1
7440-39-3	Barium	367	ug/L	J	110	1	7/14/04	7/15/04	EPA SW-846 6010 - ICP1
7440-43-9	Cadmium	9.940	ug/L	U	9.940	1	7/14/04	7/15/04	EPA SW-846 6010 - ICP1
7440-47-3	Chromium	12.2	ug/L	U	12.2	1	7/14/04	7/15/04	EPA SW-846 6010 - ICP1
7439-92-1	Lead	17.9	ug/L	U	17.9	1	7/14/04	7/15/04	EPA SW-846 6010 - ICP1
7439-97-6	Mercury	1.0	ug/L	J N	0.06	1	7/14/04	7/15/04	EPA SW-846 7471 - HG
7782-49-2	Selenium	52.4	ug/L	U	52.4	1	7/14/04	7/15/04	EPA SW-846 6010 - ICP1
7440-22-4	Silver	33.8	ug/L	U N	33.8	1	7/14/04	7/15/04	EPA SW-846 6010 - ICP1

CHEMTECH

METALS SAMPLE DATA

Chemtech Consulting Group

Hit Summary Sheet
SW-846

)G No.: S3542 **Order ID:** S3542

Client: Shaw E & I, Inc. **Project ID:** NYC Adams Brush

Sample ID	Client ID	Matrix	Parameter	Concentration	C	RDL	MDL	Units
Client ID:	**B-1(33-35)**							
S3542-01	B-1(33-35)	TCLP	Arsenic	60.9	J	100	48.4	ug/L
S3542-01	B-1(33-35)	TCLP	Barium	419	J	2000	110	ug/L
S3542-01	B-1(33-35)	TCLP	Chromium	15.0	J	100	12.2	ug/L
Client ID:	**B-10(28-33)**							
S3542-13	B-10(28-33)	TCLP	Barium	360	J	2000	110	ug/L
S3542-13	B-10(28-33)	TCLP	Mercury	0.08	J	2.0	0.06	ug/L
Client ID:	**B-11(28-33)**							
S3542-14	B-11(28-33)	TCLP	Barium	422	J	2000	110	ug/L
Client ID:	**B-12(28-33)**							
42-15	B-12(28-33)	TCLP	Barium	408	J	2000	110	ug/L
2-15	B-12(28-33)	TCLP	Chromium	15.0	J	100	12.2	ug/L
ID:	**B-2(28-32)**							
-02	B-2(28-32)	TCLP	Barium	392	J	2000	110	ug/L
-02	B-2(28-32)	TCLP	Mercury	0.19	J	2.0	0.06	ug/L
ID:	**B-3(28-33)**							
-03	B-3(28-33)	TCLP	Barium	393	J	2000	110	ug/L
.2-03	B-3(28-33)	TCLP	Mercury	1.2	J	2.0	0.06	ug/L
Client ID:	**B-4(28-32)**							
S3542-04	B-4(28-32)	TCLP	Barium	381	J	2000	110	ug/L
S3542-04	B-4(28-32)	TCLP	Mercury	0.93	J	2.0	0.06	ug/L
Client ID:	**B-5(23-28)**							
S3542-17	B-5(23-28)	TCLP	Barium	367	J	2000	110	ug/L
S3542-17	B-5(23-28)	TCLP	Mercury	1.0	J	2.0	0.06	ug/L
Client ID:	**B-5(28-38)**							
S3542-07	B-5(28-38)	TCLP	Barium	346	J	2000	110	ug/L
S3542-07	B-5(28-38)	TCLP	Chromium	13.6	J	100	12.2	ug/L
Client ID:	**B-6(28-33)**							
S3542-08	B-6(28-33)	TCLP	Barium	311	J	2000	110	ug/L
S3542-08	B-6(28-33)	TCLP	Lead	22.0	J	50.0	17.9	ug/L
Client ID:	**B-7(28-33)**							
S3542-09	B-7(28-33)	TCLP	Barium	320	J	2000	110	ug/L
S3542-09	B-7(28-33)	TCLP	Chromium	15.0	J	100	12.2	ug/L
-09	B-7(28-33)	TCLP	Mercury	0.44	J	2.0	0.06	ug/L
Client ID:	**B-8(28-33)**							
S3542-11	B-8(28-33)	TCLP	Barium	255	J	2000	110	ug/L
S3542-11	B-8(28-33)	TCLP	Mercury	1.2	J	2.0	0.06	ug/L

Hit Summary Sheet
SW-846

SDG No.:	S3542	Order ID:	S3542
lient:	Shaw E & I, Inc.	Project ID:	NYC Adams Brush

Sample ID	Client ID	Matrix	Parameter	Concentration	C	RDL	MDL	Units
Client ID:	**B-9(28-33)**							
S3542-12	B-9(28-33)	TCLP	Barium	452	J	2000	110	ug/L
S3542-12	B-9(28-33)	TCLP	Mercury	1.4	J	2.0	0.06	ug/L
Client ID:	**DUP071004**							
S3542-10	DUP071004	TCLP	Barium	354	J	2000	110	ug/L
S3542-10	DUP071004	TCLP	Chromium	129		100	12.2	ug/L
S3542-10	DUP071004	TCLP	Mercury	1.2	J	2.0	0.06	ug/L

CHEMTECH

284 Sheffield Street Mountainside NJ 07092
Tel. 908-789-8900

END OF ANALYTICAL RESULTS

OF CUSTO' RECORD

(908) 789-8900 Fax (908) 789-8922
www.chemtech.ne.

S3542 S351

COC Number 51452

CLIENT INFORMATION

REPORT TO BE SENT TO:

NY: Shaw E+I, Inc.

SS: 92 North Ave., Suite 202

New Rochelle STATE: NY ZIP: 10801

TION: Michael Sherwood

914-633-9324 FAX: 914-633-4685

PROJECT INFORMATION

PROJECT NAME: NYCSCA Adams Brush

PROJECT NO.: 842150 LOCATION: Queens, NY

PROJECT MANAGER: Michael Sherwood

e-mail: Michael.Sherwood@shawgrp.com

PHONE: Same FAX: Same

BILLING INFORMATION

BILL TO: Same PO#:

ADDRESS:

CITY: STATE: ZIP:

ATTENTION: PHONE:

DATA TURNAROUND INFORMATION

5 DAYS *

COPY: DAYS *

5 DAYS *

E APPROVED BY CHEMTECH

DARD TURNAROUND TIME IS 10 BUSINESS DAYS

DATA DELIVERABLE INFORMATION

- ☐ RESULTS ONLY
- ☐ RESULTS + QC
- ☐ New Jersey REDUCED
- ☐ New Jersey CLP
- ☐ EDD FORMAT
- ☐ USEPA CLP
- ☒ New York State ASP "B"
- ☐ New York State ASP "A"
- ☐ Other

ANALYSIS

1 Cyanide Method 9012
2 TAL Metals
3 SVOCs Method 8270
4 Full TCLP
5 VOCs 8260
6
7
8
9

TECH PLE D	PROJECT SAMPLE IDENTIFICATION	SAMPLE MATRIX	SAMPLE TYPE COMP	SAMPLE TYPE GRAB	SAMPLE COLLECTION DATE	SAMPLE COLLECTION TIME	# OF BOTTLES	PRESERVATIVES 1	2	3	4	5	6	7	8	9	COMMENTS
1	B-1 (33-35)	Soil		X	7/10/04	0930	2	X	X	X	X	X					
2	B-2 (28-32)	Soil		X	7/10/04	1035	2	X	X	X	X	X					
3	B-3 (28-33)	Soil		X	7/10/04	1140	2	X	X	X	X	X					
4	B-4 (28-32)	Soil		X	7/10/04	1237	2	X	X	X	X	X					
5	B-5 (23-28) MS	Soil		X	7/10/04	1257	2	X	X	X	X	X					
6	B-5 (23-28) MSD	Soil		X	7/10/04	1257	2	X	X	X	X	X					
7	B-5 (28-33)	Soil		X	7/10/04	1305	2	X	X	X	X	X					
8	B-6 (28-33)	Soil		X	7/10/04	1412	2	X	X	X	X	X					
9	B-7 (28-33)	Soil		X	7/10/04	1457	2	X	X	X	X	X					
	Field Blank	Water		X	7/10/04	1505	5	X	X	X		X					

Full Samples is in Project # S3541

Copy

Original Documents are included in CSF S3541

Signature

7/12/04

Date

← Specify Preservatives
A-HCl B-HNO_3
C-H_2SO_4 D-NaOH
E-ICE F-Other

SAMPLE CUSTODY MUST BE DOCUMENTED BELOW EACH TIME SAMPLES CHANGE POSSESSION INCLUDING COURIER DELIVERY

	DATE/TIME	RECEIVED BY
UISHED BY SAMPLER:	7/12/04 12:30	1.
UISHED BY:		2.
UISHED BY:	7/12/04 18:15	3. Sunny

Conditions of bottles or coolers at receipt: ☐ Compliant ☐ Non Compliant ☒ Cooler Temp. 4

MeOH extraction requires an additional 4 oz jar for percent solid.

Comments:

All CN, metals, SVOC & VOC Samples is in Project # S3541

Page 1 of 2

SHIPPED VIA: CLIENT: ☐ HAND DELIVERED ☐ OVERNIGHT
CHEMTECH: ☒ PICKED UP ☐ OVERNIGHT

Shipment Complete: ☒ YES ☐ NO

WHITE - CHEMTECH COPY FOR RETURN TO CLIENT YELLOW - CHEMTECH COPY PINK - SAMPLER COPY

51452

150

F CUSTOD' 'CORD

(908) 789-8900 Fax (908) 78[illegible]922
www.chemtech.net

S3542
COC Number 51453

CLIENT INFORMATION

REPORT TO BE SENT TO:
: Shaw E & I, Inc.
: 92 North Ave., Suite 202
ew Rochelle STATE: NY ZIP: 10801
ON: Michael Sherwood
914-633-7324 FAX: 914-633-7685

PROJECT INFORMATION

PROJECT NAME: NYCSCA Adams Brush
PROJECT NO.: 842150 LOCATION: Queens, NY
PROJECT MANAGER: Michael Sherwood
e-mail: michael.sherwood@shawgrp.com
PHONE: Same FAX: Same

BILLING INFORMATION

BILL TO: Same PO#:
ADDRESS:
CITY: STATE: ZIP:
ATTENTION: PHONE:

DATA TURNAROUND INFORMATION

5 DAYS *
PY: DAYS *
DAYS *
PPROVED BY CHEMTECH
RD TURNAROUND TIME IS 10 BUSINESS DAYS

DATA DELIVERABLE INFORMATION

☐ RESULTS ONLY ☐ USEPA CLP
☐ RESULTS + QC ☒ New York State ASP "B"
☐ New Jersey REDUCED ☐ New York State ASP "A"
☐ New Jersey CLP ☐ Other
☐ EDD FORMAT

ANALYSIS

1 Cyanide Method 9012
2 TAL Metals
3 SVOCs Method 8270
4 Full TCLP
5 VOCs 8260
6
7
8
9

CH E	PROJECT SAMPLE IDENTIFICATION	SAMPLE MATRIX	SAMPLE TYPE COMP	SAMPLE TYPE GRAB	SAMPLE COLLECTION DATE	SAMPLE COLLECTION TIME	# OF BOTTLES	PRESERVATIVES 1	2	3	4	5	6	7	8	9	COMMENTS
0	DUP01004	Soil		X	7/10/04	0800	2										
1	B-8 (28-33)	Soil		X	7/11/04	0800	2										
2	B-9 (28-33)	Soil		X	7/11/04	0832	2										
13	B-10 (28-33)	Soil		X	7/11/04	0908	2										
14	B-11 (28-33)	Soil		X	7/11/04	0934	2										
15	B-12 (28-33)	Soil		X	7/11/04	1012	2										
	Field Blank	Water		X	7/11/04	1035	5	X	X	X		X					
	TRIP BLANK	Wate			-	-	4					X					

PRESERVATIVES: E E E E E

COMMENTS: ← Specify Preservatives
A – HCl B – HNO_3
C – H_2SO_4 D – NaOH
E – ICE F – Other

Copy
Original Documents are included in CSF S3541
Signature
7/12/04
Date

SAMPLE CUSTODY MUST BE DOCUMENTED BELOW EACH TIME SAMPLES CHANGE POSSESSION INCLUDING COURIER DELIVERY

	DATE/TIME:	RECEIVED BY:
IED BY/SAMPLER:	7/12/04 12:30	1.
HED BY	DATE/TIME:	RECEIVED BY: 2.
HED BY: Fedex	DATE/TIME: 7/12/04 18:15	RECEIVED FOR LAB BY: 3. Sunny Patel

Conditions of bottles or coolers at receipt: ☐ Compliant ☐ Non Compliant ☒ Cooler Temp. 4
MeOH extraction requires an additional 4 oz jar for percent solid.
Comments:
All CN, metals, SVOC & VOC Samples is in Project #3541

Page 2 of 2

SHIPPED VIA: CLIENT: ☐ HAND DELIVERED ☐ OVERNIGHT
CHEMTECH: ☒ PICKED UP ☐ OVERNIGHT

Shipment Complete: ☒ YES ☐ NO

WHITE - CHEMTECH COPY FOR RETURN TO CLIENT YELLOW - CHEMTECH COPY PINK - SAMPLER COPY

51453

CHEMTECH

284 Sheffield Street, Mountainside NJ 07092
Tel: 908-789-8900 Fax 908-789-8922

COVER PAGE

ProjectID: NYC Adams Brush

OrderID: S3543 **CustomerName:** Shaw E & I, Inc.

LAB SAMPLE NO.	CLIENT SAMPLE NO
S3543-01	B-1(20-22)
S3543-02	B-2(21-22)
S3543-03	B-3(21-22)
S3543-04	B-4(21-22)
S3543-05	B-5(21-22)
S3543-06	B-6(21-22)
S3543-07	B-7(21-22)
S3543-08	B-8(21-22)
S3543-09	B-9(21-22)
S3543-10	B-10(21-22)
S3543-11	B-11(21-22)
S3543-12	B-12(21-22)

I certify that the data package is in compliance with the terms and conditions of the contract, both technically and for completeness, for other than the conditions detailed above. Release of the data contained in this hard copy data package has been authorized by the laboratory manager or his designee, as verified by the following signature.

Signature: Carole Collins Name: CAROLE COLLINS

Date: 7/31/04 Title: QA/QC

con-test® ANALYTICAL LABORATORY

Phone: 413-525-2332
Fax: 413-525-6405
Email: info@contestlabs.com
www.contestlabs.com

CHAIN OF CUSTODY RECORD

39 SPRUCE ST, 2ND FLOOR
EAST LONGMEADOW, MA 01028

Page ____ of ____

S3543

Company Name: Shaw E & I, Inc.
Address: 92 North Avenue, Suite 202
New Rochelle, NY 10801
Attention: Michael Sherwood
Project Location: NYCSCA Adams Brush
Sampled By: Michael Sherwood

Telephone: (914 633-9324
Project # 842150
Client PO # ____

DATA DELIVERY (check one):
☐ FAX ☒ EMAIL ☐ WEBSITE CLIENT
Fax # : ____
Email: Michael.Sherwood@shawgrp.com
Format: ☒ EXCEL or ☒ PDF ☐ GIS KEY

Proposal Provided? (For Billing purposes) ☑ yes 6/25/04 Chemtech proposal date

State Form Required? ☐ yes ☐ no

Field ID	Sample Description	Lab #	Date Sampled Start Date/Time	Date Sampled Stop Date/Time	Composite	Grab	*Matrix Code	TO-14										# of containers / **Preservation / ~Cont.Code
								1										
								S										
1	B-1 (20-22) *		7/10/04 1019	7/10/04 1119	X		A	X										
2	B-2 (21-22)		7/10/04 1111	7/10/04 1211	X		A	X										
3	B-3 (21-22)		7/10/04 1214	7/10/04 1314	X		A	X										
4	B-4 (21-22)		7/10/04 1245	7/10/04 1345	X		A	X										
5	B-5 (21-22)		7/10/04 1332	7/10/04 1432	X		A	X										
6	B-6 (21-22)		7/10/04 1421	7/10/04 1518	X		A	X										
7	B-7 (21-22)		7/10/04 1516	7/10/04 1621	X		A	X										
8	B-8 (21-22)		7/11/04 0815	7/11/04 0911	X		A	X										
9	B-9 (21-22)		7/11/04 0842	7/11/04 0942	X		A	X										
10	B-10 (21-22)		7/11/04 0918	7/11/04 1018	X		A	X										

ANALYSIS REQUESTED

Container Codes: A = Amber glass; G = Glass; P = Plastic; ST = Sterile; V = Vial; S = Summa Canister; T = Tedlar bag; O = Other

Comments:
* Please perform lab replicate on sample B-1 (20-22)

Relinquished by: (signature)	Date/Time:
Michael R Sherwood	7/12/04 / 11:30
Received by: (signature)	Date/Time:
Relinquished by: (signature)	Date/Time:
J Mauge	7/12/04 18:15
Received by: (signature)	Date/Time:
Jennifer Daly	7/12/04 18:15

Turnaround **
☒ *5-Day
☐ 7-Day
☐ 10-Day
RUSH *
☐ *24-Hr ☐ *48-Hr
☐ *72-Hr ☐ *4-Day
* Require lab approval

Detection Limit Requirements
Regulations? ____
Data Enhancement Project? ☐ Y ☐ N
(MA MCP sites only)
Special Requirements or DL's: ____
< 10 ug/m3

Matrix Code:
GW = groundwater
WW = wastewater
DW = drinking water
A = air
S = soil/solid
SL = sludge
O = other ____

Preservation Codes:
I = Iced
H = HCL
M = Methanol
N = Nitric Acid
S = Sulfuric Acid
B = Sodium bisulfate
O = Other ____
X = Na hydroxide
T = Na thiosulfate

**Turnaround time begins at 9:00 a.m. the day after sample receipt (unless received before 2:00 p.m.)

Con-Test Laboratory is the ONLY independent laboratory in all of New England with both prestigious AIHA and NELAC Certifications and WBE/DBE Certified!

con-test® ANALYTICAL LABORATORY

Phone: 413-525-2332
Fax: 413-525-6405
Email: info@contestlabs.com
www.contestlabs.com

39 SPRUCE ST, 2ND FLOOR
EAST LONGMEADOW, MA 01028

CHAIN OF CUSTODY RECORD

Page ____ of ____

53543

Company Name: Shaw E&I, Inc.
Address: 92 North Avenue, Suite 202
New Rochelle, NY 10801
Attention: Michael Sherwood
Project Location: NYCSCA Adams Brush
Sampled By: Michael Sherwood

Telephone: (914) 633-9324
Project # 842150
Client PO #

DATA DELIVERY (check one):
☐ FAX ☒ EMAIL ☐ WEBSITE CLIENT
Fax #:
Email: Michael.Sherwood@shawgr.com
Format: ☒ EXCEL or ☒ PDF ☐ GIS KEY

Proposal Provided? (For Billing purposes)
☒ yes 6/25/04 - Chemtech proposal date

State Form Required?
☐ yes ☐ no

Field ID	Sample Description	Lab #	Date Sampled Start Date/Time	Date Sampled Stop Date/Time	Composite	Grab	*Matrix Code	# of containers	**Preservation	~Cont.Code	ANALYSIS REQUESTED
								1		S	TO-14
11	B-11 (21-22)		7/11/04 0948	7/11/04 0948	X		A	X			
12	B-12 (21-22)		7/11/04 1027	7/11/04 1127	X		A	X			

~Cont.Code: A-Ambient Air, C-Cassette, P-Pesticide, ST-Sterile, V-VOA, S-Summa can, T-Tedlar bag, O-Other

Comments:

Relinquished by: (signature)	Date/Time:
Michael R. Sherwood	7/12/04 11:30
Received by: (signature)	Date/Time:
Relinquished by: (signature)	Date/Time:
Dwight	7/12/04 18:15
Received by: (signature)	Date/Time:
Sunny Patel	7/12/04 18:15

Turnaround **
☒ *5-Day
☐ 7-Day
☐ 10-Day
RUSH *
☐ *24-Hr ☐ *48-Hr
☐ *72-Hr ☐ *4-Day
* Require lab approval

Detection Limit Requirements
Regulations? ____
Data Enhancement Project? ☐ Y ☐ N
(MA MCP sites only)
Special Requirements or DL's: < 10 ug/M3

***Matrix Code:**
GW= groundwater
WW= wastewater
DW= drinking water
A = air
S = soil/solid
SL = sludge
O = other____

****Preservation Codes:**
I = Iced
H = HCL
M = Methanol
N = Nitric Acid
S = Sulfuric Acid
B = Sodium bisulfate
O = Other____
X = Na hydroxide
T = Na thiosulfate

**Turnaround time begins at 9:00 a.m. the day after sample receipt (unless received before 2:00 p.m.)

Con-Test Laboratory is the ONLY Independent laboratory in all of New England with both prestigious AIHA and NELAC Certifications and WBE/DBE Certified!

CHEMTECH

284 Sheffield Street Mountainside NJ 07092
Tel. 908-789-8900 Fax: 908-789-8922

DATA REPORTING QUALIFIERS- ORGANIC

For reporting results, the following " Results Qualifiers" are used:

Value	If the result is a value greater than or equal to the detection limit, report the value
U	Indicates the compound was analyzed for but was not detected. Report the minimum detection limit for the sample with the U, i.e. "10 U". This is not necessarily the instrument detection limit attainable for this particular sample based on any concentration or dilution that may have been required.
J	Indicates an estimated value. This flag is used: (1) When estimating a concentration for a tentatively identified compound (library search hits, where a 1:1 response is assumed.) (2) When the mass spectral data indicated the identification, however the result was less than the specified detection limit greater than zero. If the detection limit was 10ug/L and a concentration of 3 ug/L was calculated report as 3 J. This is flag is used when similar situation arise on any organic parameter i.e. Pest, PCB and others.
B	Indicates the analyte was found in the blank as well as the sample report as "12 B".
E	Indicates the analyte 's concentration exceeds the calibrated range of the instrument for that specific analysis.
D	This flag identifies all compounds identified in an analysis at a secondary dilution factor.
P	This flag is used for Pesticide/PCB target analyte when there is >25% difference for detected concentrations between the two GC columns. The lower of the two values is reported on Form 1 and flagged with a "P".
N	This flag indicates presumptive evidence of a compound. This is only used for tentatively identified compounds (TICs), where the identification is based on a mass spectral library search. It applies to all TIC results. For generic characterization of a TIC, such as chlorinated hydrocarbon, the flag is not used.
A	This flag indicates that a Tentatively Identified Compound is a suspected aldol-condensation product.

QA REVIEW GENERAL DOCUMENTATION

Project #: 53543

	Completed
For thorough review, the report must have the following:	
GENERAL:	
Are all original paperwork present (chain of custody, record of communication, airbill, sample management lab chronicle, login page)	✓
Check chain-of-custody for proper relinquish/return of samples	✓
Is the chain of custody signed and complete	✓
Check internal chain-of-custody for proper relinquish/return of samples /sample extracts	✓
Collect information for each project id from server. Were all requirements followed	✓
COVER PAGE:	
Do numbers of samples correspond to the number of samples in the Chain of Custody and on login page	✓
Do lab numbers and client Ids on cover page agree with the Chain of Custody	✓
CHAIN OF CUSTODY:	
Do requested analyses on Chain of Custody agree with form I results	✓
Do requested analyses on Chain of Custody agree with the log-in page	✓
Were the correct method log-in for analysis according to the Analytical Request and Chain of Custody	✓
Were the samples received within hold time	✓
Were any problems found with the samples at arrival recorded in the Sample Management Laboratory Chronicle	✓

Non – Conformance /Comments:

1st Level QA Review Signature: Carrie Collins Date: 7/31/04

2nd Level QA Review Signature: _____ Date: _____

con-test®
ANALYTICAL LABORATORY

39 Spruce Street * 2nd Floor * East Longmeadow, MA 01028 * FAX 413/525-6405 * TEL. 413/525-2332

REPORT DATE 7/22/2004

CHEMTECH
284 SHEFFIELD STREET
MOUNTAINSIDE, NJ 07092
ATTN: MICHAEL SHERWOOD

CONTRACT NUMBER:
PURCHASE ORDER NUMBER:

PROJECT NUMBER:

ANALYTICAL SUMMARY

LIMS BAT #: LIMS-80507
JOB NUMBER: 842150

The results of analyses performed on the following samples submitted to the CON-TEST Analytical Laboratory are found in this report.

PROJECT LOCATION: NYCSCA ADAMS BRUSH

FIELD SAMPLE #	LAB ID	MATRIX	SAMPLE DESCRIPTION	TEST
01	04B21051	AIR	B-1 (20-22)*	to-14 ppbv
01	04B21051	AIR	B-1 (20-22)*	to-14 ug/m3
02	04B21052	AIR	B-2 (21-22)*	to-14 ppbv
02	04B21052	AIR	B-2 (21-22)*	to-14 ug/m3
03	04B21053	AIR	B-3 (21-22)*	to-14 ppbv
03	04B21053	AIR	B-3 (21-22)*	to-14 ug/m3
04	04B21054	AIR	B-4 (21-22)*	to-14 ppbv
04	04B21054	AIR	B-4 (21-22)*	to-14 ug/m3
05	04B21055	AIR	B-5 (21-22)*	to-14 ppbv
05	04B21055	AIR	B-5 (21-22)*	to-14 ug/m3
06	04B21056	AIR	B-6 (21-22)*	to-14 ppbv
06	04B21056	AIR	B-6 (21-22)*	to-14 ug/m3
07	04B21057	AIR	B-7 (21-22)*	to-14 ppbv
07	04B21057	AIR	B-7 (21-22)*	to-14 ug/m3
08	04B21058	AIR	B-8 (21-22)*	to-14 ppbv
08	04B21058	AIR	B-8 (21-22)*	to-14 ug/m3
09	04B21059	AIR	B-9 (21-22)*	to-14 ppbv
09	04B21059	AIR	B-9 (21-22)*	to-14 ug/m3
10	04B21060	AIR	B-10 (21-22)*	to-14 ppbv
10	04B21060	AIR	B-10 (21-22)*	to-14 ug/m3
11	04B21061	AIR	B-11 (21-22)*	to-14 ppbv
11	04B21061	AIR	B-11 (21-22)*	to-14 ug/m3
12	04B21062	AIR	B-12 (21-22)*	to-14 ppbv
12	04B21062	AIR	B-12 (21-22)*	to-14 ug/m3

con-test®
ANALYTICAL LABORATORY

39 Spruce Street ° 2nd Floor ° East Longmeadow, MA 01028 ° FAX 413/525-6405 ° TEL. 413/525-2332

REPORT DATE 7/22/2004

CHEMTECH
284 SHEFFIELD STREET
MOUNTAINSIDE, NJ 07092
ATTN: MICHAEL SHERWOOD

CONTRACT NUMBER:
PURCHASE ORDER NUMBER:

PROJECT NUMBER:

ANALYTICAL SUMMARY

LIMS BAT #: LIMS-80507
JOB NUMBER: 842150

The results of analyses performed on the following samples submitted to the CON-TEST Analytical Laboratory are found in this report.

The CON-TEST Environmental Laboratory operates under the following certifications and accreditations :

AIHA 100033	AIHA ELLAP (LEAD) 100033	
MASSACHUSETTS MA0100	NEW HAMPSHIRE NELAP 2516	NEW JERSEY NELAP NJ MA007 (AIR)
CONNECTICUT PH-0567	VERMONT DOH (LEAD) No. LL015036	ARIZONA AZ0648
NEW YORK ELAP/NELAP 10899	RHODE ISLAND (LIC. No. 112)	ARIZONA AZ0654 (AIR)

I certify that the analyses listed above, unless specifically listed as subcontracted, if any, were performed under my direction according to the approved methodologies listed in this document, and that based upon my inquiry of those individuals immediately responsible for obtaining the information, the material contained in this report is, to the best of my knowledge and belief, accurate and complete.

Edward Denson 7/22/04

SIGNATURE DATE

Tod Kopyscinski
Director of Operations

Sondra S. Kocot
Quality Control Coordinator

Edward Denson
Technical Director

con-test®
ANALYTICAL LABORATORY

39 Spruce Street * 2nd Floor * East Longmeadow, MA 01028 * FAX 413/525-6405 * TEL. 413/525-2332

MICHAEL SHERWOOD
CHEMTECH
284 SHEFFIELD STREET
MOUNTAINSIDE, NJ 07092

7/22/2004

Purchase Order No.:

Project Location: NYCSCA ADAMS BRUSH
Date Received: 7/16/2004
Field Sample # : 01

LIMS-BAT #: LIMS-80507
Job Number: 842150

Sample ID : 04B21051 Sampled : 7/10/2004
B-1 (20-22)*

Sample Matrix: AIR

	Units	Results	Date Analyzed	Analyst	RL	SPEC Limit Lo	SPEC Limit Hi	P/ F
Benzene	PPBv	1.4	07/20/04	WSD	0.5			
Bromomethane	PPBv	ND	07/20/04	WSD	0.5			
Carbon Tetrachloride	PPBv	ND	07/20/04	WSD	0.5			
Chlorobenzene	PPBv	ND	07/20/04	WSD	0.5			
Chloroethane	PPBv	ND	07/20/04	WSD	0.5			
Chloroform	PPBv	11.9	07/20/04	WSD	0.5			
Chloromethane	PPBv	ND	07/20/04	WSD	0.5			
1,2-Dibromoethane	PPBv	ND	07/20/04	WSD	0.5			
1,2-Dichlorobenzene	PPBv	ND	07/20/04	WSD	0.5			
1,3-Dichlorobenzene	PPBv	ND	07/20/04	WSD	0.5			
1,4-Dichlorobenzene	PPBv	0.6	07/20/04	WSD	0.5			
Dichlorodifluoromethane	PPBv	ND	07/20/04	WSD	0.5			
1,1-Dichloroethane	PPBv	ND	07/20/04	WSD	0.5			
1,2-Dichloroethane	PPBv	ND	07/20/04	WSD	0.5			
1,1-Dichloroethylene	PPBv	ND	07/20/04	WSD	0.5			
cis-1,2-Dichloroethylene	PPBv	ND	07/20/04	WSD	0.5			
1,2-Dichloropropane	PPBv	ND	07/20/04	WSD	0.5			
cis-1,3-Dichloropropene	PPBv	ND	07/20/04	WSD	0.5			
trans-1,3-Dichloropropene	PPBv	ND	07/20/04	WSD	0.5			
1,2-Dichlorotetrafluoroethane (114)	PPBv	ND	07/20/04	WSD	0.5			
Ethylbenzene	PPBv	1.2	07/20/04	WSD	0.5			
Hexachlorobutadiene	PPBv	ND	07/20/04	WSD	0.5			
Methylene Chloride	PPBv	ND	07/20/04	WSD	0.5			
Styrene	PPBv	0.6	07/20/04	WSD	0.5			
1,1,2,2-Tetrachloroethane	PPBv	ND	07/20/04	WSD	0.5			
Tetrachloroethylene	PPBv	1520.	07/20/04	WSD	0.5			
Toluene	PPBv	6.4	07/20/04	WSD	0.5			
1,2,4-Trichlorobenzene	PPBv	ND	07/20/04	WSD	0.5			
1,1,1-Trichloroethane	PPBv	0.9	07/20/04	WSD	0.5			
1,1,2-Trichloroethane	PPBv	ND	07/20/04	WSD	0.5			

RL = Reporting Limit

ND = Not Detected

NM = Not Measured

SPEC LIMIT = a client specified recommended or regulatory level for comparison with data to determine PASS (P) or FAIL (F) condition of results.

* = See end of report for comments and notes applying to this sample

con-test®
ANALYTICAL LABORATORY

39 Spruce Street * 2nd Floor * East Longmeadow, MA 01028 * FAX 413/525-6405 * TEL. 413/525-2332

MICHAEL SHERWOOD
CHEMTECH
284 SHEFFIELD STREET
MOUNTAINSIDE, NJ 07092

7/22/2004

Purchase Order No.:

Project Location: NYCSCA ADAMS BRUSH
Date Received: 7/16/2004
Field Sample # : **01**

LIMS-BAT #: LIMS-80507
Job Number: 842150

Sample ID : **04B21051**
Sampled : 7/10/2004
B-1 (20-22)*

Sample Matrix: AIR

	Units	Results	Date Analyzed	Analyst	RL	SPEC Limit Lo	SPEC Limit Hi	P/ F
Trichloroethylene	PPBv	10.0	07/20/04	WSD	0.5			
Trichlorofluoromethane (Freon 11)	PPBv	ND	07/20/04	WSD	0.5			
1,1,2-Trichloro-1,2,2-Trifluoroethane	PPBv	ND	07/20/04	WSD	0.5			
1,2,4-Trimethylbenzene	PPBv	1.6	07/20/04	WSD	0.5			
1,3,5-Trimethylbenzene	PPBv	ND	07/20/04	WSD	0.5			
Vinyl Chloride	PPBv	ND	07/20/04	WSD	0.5			
m/p-Xylene	PPBv	3.9	07/20/04	WSD	0.5			
o-Xylene	PPBv	1.1	07/20/04	WSD	0.5			

Analytical Method:
EPA TO-14A
SAMPLES ARE TAKEN IN SUMMA CANISTERS AND ANALYZED BY GAS CHROMATOGRAPHY WITH MASS SPECTROMETRY DETECTION. (GC/MS)

RL = Reporting Limit
ND = Not Detected
NM = Not Measured

SPEC LIMIT = a client specified recommended or regulatory level for comparison with data to determine PASS (P) or FAIL (F) condition of results.

* = See end of report for comments and notes applying to this sample

con-test®
ANALYTICAL LABORATORY
39 Spruce Street ° 2nd Floor ° East Longmeadow, MA 01028 ° FAX 413/525-6405 ° TEL. 413/525-2332

MICHAEL SHERWOOD
CHEMTECH
284 SHEFFIELD STREET
MOUNTAINSIDE, NJ 07092

7/22/2004

Purchase Order No.:

Project Location: NYCSCA ADAMS BRUSH
Date Received: 7/16/2004
Field Sample # : 02

LIMS-BAT #: LIMS-80507
Job Number: 842150

Sample ID : 04B21052

Sampled : 7/10/2004
B-2 (21-22)*

Sample Matrix: AIR

	Units	Results	Date Analyzed	Analyst	RL	SPEC Limit Lo	SPEC Limit Hi	P/ F
Benzene	PPBv	ND	07/21/04	WSD	0.5			
Bromomethane	PPBv	ND	07/21/04	WSD	0.5			
Carbon Tetrachloride	PPBv	ND	07/21/04	WSD	0.5			
Chlorobenzene	PPBv	ND	07/21/04	WSD	0.5			
Chloroethane	PPBv	ND	07/21/04	WSD	0.5			
Chloroform	PPBv	14.4	07/21/04	WSD	0.5			
Chloromethane	PPBv	ND	07/21/04	WSD	0.5			
1,2-Dibromoethane	PPBv	ND	07/21/04	WSD	0.5			
1,2-Dichlorobenzene	PPBv	ND	07/21/04	WSD	0.5			
1,3-Dichlorobenzene	PPBv	ND	07/21/04	WSD	0.5			
1,4-Dichlorobenzene	PPBv	1.2	07/21/04	WSD	0.5			
Dichlorodifluoromethane	PPBv	ND	07/21/04	WSD	0.5			
1,1-Dichloroethane	PPBv	ND	07/21/04	WSD	0.5			
1,2-Dichloroethane	PPBv	ND	07/21/04	WSD	0.5			
1,1-Dichloroethylene	PPBv	ND	07/21/04	WSD	0.5			
cis-1,2-Dichloroethylene	PPBv	ND	07/21/04	WSD	0.5			
1,2-Dichloropropane	PPBv	ND	07/21/04	WSD	0.5			
cis-1,3-Dichloropropene	PPBv	ND	07/21/04	WSD	0.5			
trans-1,3-Dichloropropene	PPBv	ND	07/21/04	WSD	0.5			
1,2-Dichlorotetrafluoroethane (114)	PPBv	ND	07/21/04	WSD	0.5			
Ethylbenzene	PPBv	1.0	07/21/04	WSD	0.5			
Hexachlorobutadiene	PPBv	ND	07/21/04	WSD	0.5			
Methylene Chloride	PPBv	ND	07/21/04	WSD	0.5			
Styrene	PPBv	ND	07/21/04	WSD	0.5			
1,1,2,2-Tetrachloroethane	PPBv	ND	07/21/04	WSD	0.5			
Tetrachloroethylene	PPBv	1040.	07/21/04	WSD	0.5			
Toluene	PPBv	4.0	07/21/04	WSD	0.5			
1,2,4-Trichlorobenzene	PPBv	ND	07/21/04	WSD	0.5			
1,1,1-Trichloroethane	PPBv	ND	07/21/04	WSD	0.5			
1,1,2-Trichloroethane	PPBv	ND	07/21/04	WSD	0.5			

RL = Reporting Limit

ND = Not Detected

NM = Not Measured

SPEC LIMIT = a client specified recommended or regulatory level for comparison with data to determine PASS (P) or FAIL (F) condition of results.

* = See end of report for comments and notes applying to this sample

con-test®
ANALYTICAL LABORATORY

39 Spruce Street * 2nd Floor * East Longmeadow, MA 01028 * FAX 413/525-6405 * TEL. 413/525-2332

MICHAEL SHERWOOD
CHEMTECH
284 SHEFFIELD STREET
MOUNTAINSIDE, NJ 07092

7/22/2004

Purchase Order No.:

Project Location: NYCSCA ADAMS BRUSH
Date Received: 7/16/2004
Field Sample # : **02**

LIMS-BAT #: LIMS-80507
Job Number: 842150

Sample ID : **04B21052**

Sampled : 7/10/2004
B-2 (21-22)*

Sample Matrix: AIR

	Units	Results	Date Analyzed	Analyst	RL	SPEC Limit Lo	SPEC Limit Hi	P/ F
Trichloroethylene	PPBv	13.3	07/21/04	WSD	0.5			
Trichlorofluoromethane (Freon 11)	PPBv	ND	07/21/04	WSD	0.5			
1,1,2-Trichloro-1,2,2-Trifluoroethane	PPBv	ND	07/21/04	WSD	0.5			
1,2,4-Trimethylbenzene	PPBv	ND	07/21/04	WSD	0.5			
1,3,5-Trimethylbenzene	PPBv	ND	07/21/04	WSD	0.5			
Vinyl Chloride	PPBv	ND	07/21/04	WSD	0.5			
m/p-Xylene	PPBv	3.8	07/21/04	WSD	0.5			
o-Xylene	PPBv	1.1	07/21/04	WSD	0.5			

Analytical Method:
EPA TO-14A
SAMPLES ARE TAKEN IN SUMMA CANISTERS AND ANALYZED BY GAS CHROMATOGRAPHY WITH MASS SPECTROMETRY DETECTION. (GC/MS)

RL = Reporting Limit

ND = Not Detected

NM = Not Measured

SPEC LIMIT = a client specified recommended or regulatory level for comparison with data to determine PASS (P) or FAIL (F) condition of results.

* = See end of report for comments and notes applying to this sample

con-test®
ANALYTICAL LABORATORY

39 Spruce Street * 2nd Floor * East Longmeadow, MA 01028 * FAX 413/525-6405 * TEL. 413/525-2332

MICHAEL SHERWOOD
CHEMTECH
284 SHEFFIELD STREET
MOUNTAINSIDE, NJ 07092

7/22/2004

Purchase Order No.:

Project Location: NYCSCA ADAMS BRUSH
Date Received: 7/16/2004
Field Sample # : 03

LIMS-BAT #: LIMS-80507
Job Number: 842150

Sample ID : 04B21053

Sampled : 7/10/2004
B-3 (21-22)*

Sample Matrix: AIR

	Units	Results	Date Analyzed	Analyst	RL	SPEC Limit Lo	SPEC Limit Hi	P/ F
Benzene	PPBv	0.8	07/21/04	WSD	0.5			
Bromomethane	PPBv	ND	07/21/04	WSD	0.5			
Carbon Tetrachloride	PPBv	ND	07/21/04	WSD	0.5			
Chlorobenzene	PPBv	ND	07/21/04	WSD	0.5			
Chloroethane	PPBv	ND	07/21/04	WSD	0.5			
Chloroform	PPBv	7.0	07/21/04	WSD	0.5			
Chloromethane	PPBv	ND	07/21/04	WSD	0.5			
1,2-Dibromoethane	PPBv	ND	07/21/04	WSD	0.5			
1,2-Dichlorobenzene	PPBv	ND	07/21/04	WSD	0.5			
1,3-Dichlorobenzene	PPBv	ND	07/21/04	WSD	0.5			
1,4-Dichlorobenzene	PPBv	ND	07/21/04	WSD	0.5			
Dichlorodifluoromethane	PPBv	ND	07/21/04	WSD	0.5			
1,1-Dichloroethane	PPBv	ND	07/21/04	WSD	0.5			
1,2-Dichloroethane	PPBv	ND	07/21/04	WSD	0.5			
1,1-Dichloroethylene	PPBv	ND	07/21/04	WSD	0.5			
cis-1,2-Dichloroethylene	PPBv	ND	07/21/04	WSD	0.5			
1,2-Dichloropropane	PPBv	ND	07/21/04	WSD	0.5			
cis-1,3-Dichloropropene	PPBv	ND	07/21/04	WSD	0.5			
trans-1,3-Dichloropropene	PPBv	ND	07/21/04	WSD	0.5			
1,2-Dichlorotetrafluoroethane (114)	PPBv	ND	07/21/04	WSD	0.5			
Ethylbenzene	PPBv	ND	07/21/04	WSD	0.5			
Hexachlorobutadiene	PPBv	ND	07/21/04	WSD	0.5			
Methylene Chloride	PPBv	ND	07/21/04	WSD	0.5			
Styrene	PPBv	ND	07/21/04	WSD	0.5			
1,1,2,2-Tetrachloroethane	PPBv	ND	07/21/04	WSD	0.5			
Tetrachloroethylene	PPBv	200.	07/21/04	WSD	0.5			
Toluene	PPBv	2.5	07/21/04	WSD	0.5			
1,2,4-Trichlorobenzene	PPBv	ND	07/21/04	WSD	0.5			
1,1,1-Trichloroethane	PPBv	ND	07/21/04	WSD	0.5			
1,1,2-Trichloroethane	PPBv	ND	07/21/04	WSD	0.5			

RL = Reporting Limit

ND = Not Detected

NM = Not Measured

SPEC LIMIT = a client specified recommended or regulatory level for comparison with data to determine PASS (P) or FAIL (F) condition of results.

* = See end of report for comments and notes applying to this sample

con-test®
ANALYTICAL LABORATORY
39 Spruce Street * 2nd Floor * East Longmeadow, MA 01028 * FAX 413/525-6405 * TEL. 413/525-2332

MICHAEL SHERWOOD
CHEMTECH
284 SHEFFIELD STREET
MOUNTAINSIDE, NJ 07092

7/22/2004

Purchase Order No.:

Project Location: NYCSCA ADAMS BRUSH
Date Received: 7/16/2004
Field Sample # : 03

LIMS-BAT #: LIMS-80507
Job Number: 842150

Sample ID : 04B21053

Sampled : 7/10/2004
B-3 (21-22)*

Sample Matrix: AIR

	Units	Results	Date Analyzed	Analyst	RL	SPEC Limit Lo	SPEC Limit Hi	P/ F
Trichloroethylene	PPBv	94.0	07/21/04	WSD	0.5			
Trichlorofluoromethane (Freon 11)	PPBv	ND	07/21/04	WSD	0.5			
1,1,2-Trichloro-1,2,2-Trifluoroethane	PPBv	ND	07/21/04	WSD	0.5			
1,2,4-Trimethylbenzene	PPBv	ND	07/21/04	WSD	0.5			
1,3,5-Trimethylbenzene	PPBv	ND	07/21/04	WSD	0.5			
Vinyl Chloride	PPBv	ND	07/21/04	WSD	0.5			
m/p-Xylene	PPBv	2.0	07/21/04	WSD	0.5			
o-Xylene	PPBv	0.6	07/21/04	WSD	0.5			

Analytical Method:
EPA TO-14A
SAMPLES ARE TAKEN IN SUMMA CANISTERS AND ANALYZED BY GAS CHROMATOGRAPHY WITH MASS SPECTROMETRY DETECTION. (GC/MS)

RL = Reporting Limit
ND = Not Detected
NM = Not Measured

SPEC LIMIT = a client specified recommended or regulatory level for comparison with data to determine PASS (P) or FAIL (F) condition of results.

* = See end of report for comments and notes applying to this sample

con-test®
ANALYTICAL LABORATORY
39 Spruce Street * 2nd Floor * East Longmeadow, MA 01028 * FAX 413/525-6405 * TEL. 413/525-2332

MICHAEL SHERWOOD
CHEMTECH
284 SHEFFIELD STREET
MOUNTAINSIDE, NJ 07092

7/22/2004

Purchase Order No.:

Project Location: NYCSCA ADAMS BRUSH
Date Received: 7/16/2004
Field Sample # : 04

LIMS-BAT #: LIMS-80507
Job Number: 842150

Sample ID : 04B21054
Sampled : 7/10/2004
B-4 (21-22)*

Sample Matrix: AIR

	Units	Results	Date Analyzed	Analyst	RL	SPEC Limit Lo	SPEC Limit Hi	P/ F
Benzene	PPBv	0.7	07/21/04	WSD	0.5			
Bromomethane	PPBv	ND	07/21/04	WSD	0.5			
Carbon Tetrachloride	PPBv	ND	07/21/04	WSD	0.5			
Chlorobenzene	PPBv	ND	07/21/04	WSD	0.5			
Chloroethane	PPBv	ND	07/21/04	WSD	0.5			
Chloroform	PPBv	2.3	07/21/04	WSD	0.5			
Chloromethane	PPBv	ND	07/21/04	WSD	0.5			
1,2-Dibromoethane	PPBv	ND	07/21/04	WSD	0.5			
1,2-Dichlorobenzene	PPBv	ND	07/21/04	WSD	0.5			
1,3-Dichlorobenzene	PPBv	ND	07/21/04	WSD	0.5			
1,4-Dichlorobenzene	PPBv	1.0	07/21/04	WSD	0.5			
Dichlorodifluoromethane	PPBv	ND	07/21/04	WSD	0.5			
1,1-Dichloroethane	PPBv	ND	07/21/04	WSD	0.5			
1,2-Dichloroethane	PPBv	ND	07/21/04	WSD	0.5			
1,1-Dichloroethylene	PPBv	ND	07/21/04	WSD	0.5			
cis-1,2-Dichloroethylene	PPBv	ND	07/21/04	WSD	0.5			
1,2-Dichloropropane	PPBv	ND	07/21/04	WSD	0.5			
cis-1,3-Dichloropropene	PPBv	ND	07/21/04	WSD	0.5			
trans-1,3-Dichloropropene	PPBv	ND	07/21/04	WSD	0.5			
1,2-Dichlorotetrafluoroethane (114)	PPBv	ND	07/21/04	WSD	0.5			
Ethylbenzene	PPBv	0.9	07/21/04	WSD	0.5			
Hexachlorobutadiene	PPBv	ND	07/21/04	WSD	0.5			
Methylene Chloride	PPBv	ND	07/21/04	WSD	0.5			
Styrene	PPBv	ND	07/21/04	WSD	0.5			
1,1,2,2-Tetrachloroethane	PPBv	ND	07/21/04	WSD	0.5			
Tetrachloroethylene	PPBv	160.	07/21/04	WSD	0.5			
Toluene	PPBv	3.6	07/21/04	WSD	0.5			
1,2,4-Trichlorobenzene	PPBv	ND	07/21/04	WSD	0.5			
1,1,1-Trichloroethane	PPBv	ND	07/21/04	WSD	0.5			
1,1,2-Trichloroethane	PPBv	ND	07/21/04	WSD	0.5			

RL = Reporting Limit

ND = Not Detected

NM = Not Measured

SPEC LIMIT = a client specified recommended or regulatory level for comparison with data to determine PASS (P) or FAIL (F) condition of results.

* = See end of report for comments and notes applying to this sample

con-test®
ANALYTICAL LABORATORY

39 Spruce Street * 2nd Floor * East Longmeadow, MA 01028 * FAX 413/525-6405 * TEL 413/525-2332

MICHAEL SHERWOOD
CHEMTECH
284 SHEFFIELD STREET
MOUNTAINSIDE, NJ 07092

7/22/2004

Purchase Order No.:

Project Location: NYCSCA ADAMS BRUSH
Date Received: 7/16/2004
Field Sample # : **04**

LIMS-BAT #: LIMS-80507
Job Number: 842150

Sample ID : **04B21054** Sampled : 7/10/2004
B-4 (21-22)*

Sample Matrix AIR

	Units	Results	Date Analyzed	Analyst	RL	SPEC Limit Lo	SPEC Limit Hi	P/ F
Trichloroethylene	PPBv	93.4	07/21/04	WSD	0.5			
Trichlorofluoromethane (Freon 11)	PPBv	ND	07/21/04	WSD	0.5			
1,1,2-Trichloro-1,2,2-Trifluoroethane	PPBv	ND	07/21/04	WSD	0.5			
1,2,4-Trimethylbenzene	PPBv	2.3	07/21/04	WSD	0.5			
1,3,5-Trimethylbenzene	PPBv	ND	07/21/04	WSD	0.5			
Vinyl Chloride	PPBv	ND	07/21/04	WSD	0.5			
m/p-Xylene	PPBv	3.5	07/21/04	WSD	0.5			
o-Xylene	PPBv	1.0	07/21/04	WSD	0.5			

Analytical Method:
EPA TO-14A
SAMPLES ARE TAKEN IN SUMMA CANISTERS AND ANALYZED BY GAS CHROMATOGRAPHY WITH MASS SPECTROMETRY DETECTION. (GC/MS)

RL = Reporting Limit
ND = Not Detected
NM = Not Measured

SPEC LIMIT = a client specified recommended or regulatory level for comparison with data to determine PASS (P) or FAIL (F) condition of results.

* = See end of report for comments and notes applying to this sample

con-test®
ANALYTICAL LABORATORY
39 Spruce Street ° 2nd Floor ° East Longmeadow, MA 01028 ° FAX 413/525-6405 ° TEL. 413/525-2332

MICHAEL SHERWOOD
CHEMTECH
284 SHEFFIELD STREET
MOUNTAINSIDE, NJ 07092

7/22/2004

Purchase Order No.:

Project Location: NYCSCA ADAMS BRUSH
Date Received: 7/16/2004
Field Sample # : 05

LIMS-BAT #: LIMS-80507
Job Number: 842150

Sample ID : 04B21055
Sampled : 7/10/2004
B-5 (21-22)*

Sample Matrix: AIR

	Units	Results	Date Analyzed	Analyst	RL	SPEC Limit Lo	SPEC Limit Hi	P/ F
Benzene	PPBv	ND	07/21/04	WSD	0.5			
Bromomethane	PPBv	ND	07/21/04	WSD	0.5			
Carbon Tetrachloride	PPBv	ND	07/21/04	WSD	0.5			
Chlorobenzene	PPBv	ND	07/21/04	WSD	0.5			
Chloroethane	PPBv	ND	07/21/04	WSD	0.5			
Chloroform	PPBv	1.6	07/21/04	WSD	0.5			
Chloromethane	PPBv	ND	07/21/04	WSD	0.5			
1,2-Dibromoethane	PPBv	ND	07/21/04	WSD	0.5			
1,2-Dichlorobenzene	PPBv	ND	07/21/04	WSD	0.5			
1,3-Dichlorobenzene	PPBv	ND	07/21/04	WSD	0.5			
1,4-Dichlorobenzene	PPBv	ND	07/21/04	WSD	0.5			
Dichlorodifluoromethane	PPBv	ND	07/21/04	WSD	0.5			
1,1-Dichloroethane	PPBv	ND	07/21/04	WSD	0.5			
1,2-Dichloroethane	PPBv	ND	07/21/04	WSD	0.5			
1,1-Dichloroethylene	PPBv	ND	07/21/04	WSD	0.5			
cis-1,2-Dichloroethylene	PPBv	ND	07/21/04	WSD	0.5			
1,2-Dichloropropane	PPBv	ND	07/21/04	WSD	0.5			
cis-1,3-Dichloropropene	PPBv	ND	07/21/04	WSD	0.5			
trans-1,3-Dichloropropene	PPBv	ND	07/21/04	WSD	0.5			
1,2-Dichlorotetrafluoroethane (114)	PPBv	ND	07/21/04	WSD	0.5			
Ethylbenzene	PPBv	ND	07/21/04	WSD	0.5			
Hexachlorobutadiene	PPBv	ND	07/21/04	WSD	0.5			
Methylene Chloride	PPBv	ND	07/21/04	WSD	0.5			
Styrene	PPBv	ND	07/21/04	WSD	0.5			
1,1,2,2-Tetrachloroethane	PPBv	ND	07/21/04	WSD	0.5			
Tetrachloroethylene	PPBv	75.0	07/21/04	WSD	0.5			
Toluene	PPBv	2.2	07/21/04	WSD	0.5			
1,2,4-Trichlorobenzene	PPBv	ND	07/21/04	WSD	0.5			
1,1,1-Trichloroethane	PPBv	ND	07/21/04	WSD	0.5			
1,1,2-Trichloroethane	PPBv	ND	07/21/04	WSD	0.5			

RL = Reporting Limit

ND = Not Detected

NM = Not Measured

SPEC LIMIT = a client specified recommended or regulatory level for comparison with data to determine PASS (P) or FAIL (F) condition of results.

* = See end of report for comments and notes applying to this sample

con-test®
ANALYTICAL LABORATORY
39 Spruce Street * 2nd Floor * East Longmeadow, MA 01028 * FAX 413/525-6405 * TEL. 413/525-2332

MICHAEL SHERWOOD
CHEMTECH
284 SHEFFIELD STREET
MOUNTAINSIDE, NJ 07092

7/22/2004

Purchase Order No.:

Project Location: NYCSCA ADAMS BRUSH
Date Received: 7/16/2004
Field Sample # : 05

LIMS-BAT #: LIMS-80507
Job Number: 842150

Sample ID : 04B21055
Sampled : 7/10/2004
B-5 (21-22)*

Sample Matrix: AIR

	Units	Results	Date Analyzed	Analyst	RL	SPEC Limit Lo	SPEC Limit Hi	P/ F
Trichloroethylene	PPBv	130.	07/21/04	WSD	0.5			
Trichlorofluoromethane (Freon 11)	PPBv	ND	07/21/04	WSD	0.5			
1,1,2-Trichloro-1,2,2-Trifluoroethane	PPBv	ND	07/21/04	WSD	0.5			
1,2,4-Trimethylbenzene	PPBv	ND	07/21/04	WSD	0.5			
1,3,5-Trimethylbenzene	PPBv	ND	07/21/04	WSD	0.5			
Vinyl Chloride	PPBv	ND	07/21/04	WSD	0.5			
m/p-Xylene	PPBv	2.0	07/21/04	WSD	0.5			
o-Xylene	PPBv	0.6	07/21/04	WSD	0.5			

Analytical Method:
EPA TO-14A
SAMPLES ARE TAKEN IN SUMMA CANISTERS AND ANALYZED BY GAS CHROMATOGRAPHY WITH MASS SPECTROMETRY DETECTION. (GC/MS)

RL = Reporting Limit

ND = Not Detected

NM = Not Measured

SPEC LIMIT = a client specified recommended or regulatory level for comparison with data to determine PASS (P) or FAIL (F) condition of results.

* = See end of report for comments and notes applying to this sample

con-test®
ANALYTICAL LABORATORY
39 Spruce Street * 2nd Floor * East Longmeadow, MA 01028 * FAX 413/525-6405 * TEL. 413/525-2332

MICHAEL SHERWOOD
CHEMTECH
284 SHEFFIELD STREET
MOUNTAINSIDE, NJ 07092

7/22/2004

Purchase Order No.:

Project Location: NYCSCA ADAMS BRUSH
Date Received: 7/16/2004
Field Sample # : 06

LIMS-BAT #: LIMS-80507
Job Number: 842150

Sample ID : 04B21056
Sampled : 7/10/2004
B-6 (21-22)*

Sample Matrix: AIR

	Units	Results	Date Analyzed	Analyst	RL	SPEC Limit Lo	SPEC Limit Hi	P/ F
Benzene	PPBv	0.8	07/21/04	WSD	0.5			
Bromomethane	PPBv	ND	07/21/04	WSD	0.5			
Carbon Tetrachloride	PPBv	ND	07/21/04	WSD	0.5			
Chlorobenzene	PPBv	ND	07/21/04	WSD	0.5			
Chloroethane	PPBv	ND	07/21/04	WSD	0.5			
Chloroform	PPBv	0.7	07/21/04	WSD	0.5			
Chloromethane	PPBv	ND	07/21/04	WSD	0.5			
1,2-Dibromoethane	PPBv	ND	07/21/04	WSD	0.5			
1,2-Dichlorobenzene	PPBv	ND	07/21/04	WSD	0.5			
1,3-Dichlorobenzene	PPBv	ND	07/21/04	WSD	0.5			
1,4-Dichlorobenzene	PPBv	1.2	07/21/04	WSD	0.5			
Dichlorodifluoromethane	PPBv	ND	07/21/04	WSD	0.5			
1,1-Dichloroethane	PPBv	ND	07/21/04	WSD	0.5			
1,2-Dichloroethane	PPBv	ND	07/21/04	WSD	0.5			
1,1-Dichloroethylene	PPBv	ND	07/21/04	WSD	0.5			
cis-1,2-Dichloroethylene	PPBv	ND	07/21/04	WSD	0.5			
1,2-Dichloropropane	PPBv	ND	07/21/04	WSD	0.5			
cis-1,3-Dichloropropene	PPBv	ND	07/21/04	WSD	0.5			
trans-1,3-Dichloropropene	PPBv	ND	07/21/04	WSD	0.5			
1,2-Dichlorotetrafluoroethane (114)	PPBv	ND	07/21/04	WSD	0.5			
Ethylbenzene	PPBv	1.0	07/21/04	WSD	0.5			
Hexachlorobutadiene	PPBv	ND	07/21/04	WSD	0.5			
Methylene Chloride	PPBv	ND	07/21/04	WSD	0.5			
Styrene	PPBv	ND	07/21/04	WSD	0.5			
1,1,2,2-Tetrachloroethane	PPBv	ND	07/21/04	WSD	0.5			
Tetrachloroethylene	PPBv	61.2	07/21/04	WSD	0.5			
Toluene	PPBv	3.4	07/21/04	WSD	0.5			
1,2,4-Trichlorobenzene	PPBv	ND	07/21/04	WSD	0.5			
1,1,1-Trichloroethane	PPBv	ND	07/21/04	WSD	0.5			
1,1,2-Trichloroethane	PPBv	ND	07/21/04	WSD	0.5			

RL = Reporting Limit

ND = Not Detected

NM = Not Measured

SPEC LIMIT = a client specified recommended or regulatory level for comparison with data to determine PASS (P) or FAIL (F) condition of results.

* = See end of report for comments and notes applying to this sample

con-test®
ANALYTICAL LABORATORY
39 Spruce Street * 2nd Floor * East Longmeadow, MA 01028 * FAX 413/525-6405 * TEL. 413/525-2332

MICHAEL SHERWOOD
CHEMTECH
284 SHEFFIELD STREET
MOUNTAINSIDE, NJ 07092

7/22/2004

Purchase Order No.:

Project Location: NYCSCA ADAMS BRUSH
Date Received: 7/16/2004
Field Sample # : **06**

LIMS-BAT #: LIMS-80507
Job Number: 842150

Sample ID : **04B21056**
Sampled : 7/10/2004
B-6 (21-22)*

Sample Matrix: AIR

	Units	Results	Date Analyzed	Analyst	RL	SPEC Limit Lo	SPEC Limit Hi	P/ F
Trichloroethylene	PPBv	184.	07/21/04	WSD	0.5			
Trichlorofluoromethane (Freon 11)	PPBv	ND	07/21/04	WSD	0.5			
1,1,2-Trichloro-1,2,2-Trifluoroethane	PPBv	ND	07/21/04	WSD	0.5			
1,2,4-Trimethylbenzene	PPBv	2.8	07/21/04	WSD	0.5			
1,3,5-Trimethylbenzene	PPBv	0.8	07/21/04	WSD	0.5			
Vinyl Chloride	PPBv	ND	07/21/04	WSD	0.5			
m/p-Xylene	PPBv	3.6	07/21/04	WSD	0.5			
o-Xylene	PPBv	1.1	07/21/04	WSD	0.5			

Analytical Method:
EPA TO-14A
SAMPLES ARE TAKEN IN SUMMA CANISTERS AND ANALYZED BY GAS CHROMATOGRAPHY WITH MASS SPECTROMETRY DETECTION. (GC/MS)

RL = Reporting Limit
ND = Not Detected
NM = Not Measured

SPEC LIMIT = a client specified recommended or regulatory level for comparison with data to determine PASS (P) or FAIL (F) condition of results.

* = See end of report for comments and notes applying to this sample

con-test®
ANALYTICAL LABORATORY

39 Spruce Street * 2nd Floor * East Longmeadow, MA 01028 * FAX 413/525-6405 * TEL. 413/525-2332

MICHAEL SHERWOOD
CHEMTECH
284 SHEFFIELD STREET
MOUNTAINSIDE, NJ 07092

7/22/2004

Purchase Order No.:

Project Location: NYCSCA ADAMS BRUSH
Date Received: 7/16/2004
Field Sample # : 07

LIMS-BAT #: LIMS-80507
Job Number: 842150

Sample ID : 04B21057

Sampled : 7/10/2004
B-7 (21-22)*

Sample Matrix: AIR

	Units	Results	Date Analyzed	Analyst	RL	SPEC Limit Lo	SPEC Limit Hi	P/ F
Benzene	PPBv	0.7	07/21/04	WSD	0.5			
Bromomethane	PPBv	ND	07/21/04	WSD	0.5			
Carbon Tetrachloride	PPBv	ND	07/21/04	WSD	0.5			
Chlorobenzene	PPBv	ND	07/21/04	WSD	0.5			
Chloroethane	PPBv	ND	07/21/04	WSD	0.5			
Chloroform	PPBv	2.4	07/21/04	WSD	0.5			
Chloromethane	PPBv	ND	07/21/04	WSD	0.5			
1,2-Dibromoethane	PPBv	ND	07/21/04	WSD	0.5			
1,2-Dichlorobenzene	PPBv	ND	07/21/04	WSD	0.5			
1,3-Dichlorobenzene	PPBv	ND	07/21/04	WSD	0.5			
1,4-Dichlorobenzene	PPBv	ND	07/21/04	WSD	0.5			
Dichlorodifluoromethane	PPBv	ND	07/21/04	WSD	0.5			
1,1-Dichloroethane	PPBv	ND	07/21/04	WSD	0.5			
1,2-Dichloroethane	PPBv	ND	07/21/04	WSD	0.5			
1,1-Dichloroethylene	PPBv	ND	07/21/04	WSD	0.5			
cis-1,2-Dichloroethylene	PPBv	ND	07/21/04	WSD	0.5			
1,2-Dichloropropane	PPBv	ND	07/21/04	WSD	0.5			
cis-1,3-Dichloropropene	PPBv	ND	07/21/04	WSD	0.5			
trans-1,3-Dichloropropene	PPBv	ND	07/21/04	WSD	0.5			
1,2-Dichlorotetrafluoroethane (114)	PPBv	ND	07/21/04	WSD	0.5			
Ethylbenzene	PPBv	0.8	07/21/04	WSD	0.5			
Hexachlorobutadiene	PPBv	ND	07/21/04	WSD	0.5			
Methylene Chloride	PPBv	ND	07/21/04	WSD	0.5			
Styrene	PPBv	ND	07/21/04	WSD	0.5			
1,1,2,2-Tetrachloroethane	PPBv	ND	07/21/04	WSD	0.5			
Tetrachloroethylene	PPBv	113.	07/21/04	WSD	0.5			
Toluene	PPBv	3.5	07/21/04	WSD	0.5			
1,2,4-Trichlorobenzene	PPBv	ND	07/21/04	WSD	0.5			
1,1,1-Trichloroethane	PPBv	1.9	07/21/04	WSD	0.5			
1,1,2-Trichloroethane	PPBv	ND	07/21/04	WSD	0.5			

RL = Reporting Limit

ND = Not Detected

NM = Not Measured

SPEC LIMIT = a client specified recommended or regulatory level for comparison with data to determine PASS (P) or FAIL (F) condition of results.

* = See end of report for comments and notes applying to this sample

con-test®
ANALYTICAL LABORATORY

39 Spruce Street * 2nd Floor * East Longmeadow, MA 01028 * FAX 413/525-6405 * TEL. 413/525-2332

MICHAEL SHERWOOD
CHEMTECH
284 SHEFFIELD STREET
MOUNTAINSIDE, NJ 07092

7/22/2004

Purchase Order No.:

Project Location: NYCSCA ADAMS BRUSH
Date Received: 7/16/2004
Field Sample # : 07

LIMS-BAT #: LIMS-80507
Job Number: 842150

Sample ID : 04B21057

Sampled : 7/10/2004
B-7 (21-22)*

Sample Matrix: AIR

	Units	Results	Date Analyzed	Analyst	RL	SPEC Limit Lo	SPEC Limit Hi	P/ F
Trichloroethylene	PPBv	93.0	07/21/04	WSD	0.5			
Trichlorofluoromethane (Freon 11)	PPBv	ND	07/21/04	WSD	0.5			
1,1,2-Trichloro-1,2,2-Trifluoroethane	PPBv	ND	07/21/04	WSD	0.5			
1,2,4-Trimethylbenzene	PPBv	ND	07/21/04	WSD	0.5			
1,3,5-Trimethylbenzene	PPBv	0.6	07/21/04	WSD	0.5			
Vinyl Chloride	PPBv	ND	07/21/04	WSD	0.5			
m/p-Xylene	PPBv	2.7	07/21/04	WSD	0.5			
o-Xylene	PPBv	1.0	07/21/04	WSD	0.5			

Analytical Method:
EPA TO-14A
SAMPLES ARE TAKEN IN SUMMA CANISTERS AND ANALYZED BY GAS CHROMATOGRAPHY WITH MASS SPECTROMETRY DETECTION. (GC/MS)

RL = Reporting Limit

ND = Not Detected

NM = Not Measured

SPEC LIMIT = a client specified recommended or regulatory level for comparison with data to determine PASS (P) or FAIL (F) condition of results.

* = See end of report for comments and notes applying to this sample

con-test®
ANALYTICAL LABORATORY
39 Spruce Street * 2nd Floor * East Longmeadow, MA 01028 * FAX 413/525-6405 * TEL. 413/525-2332

MICHAEL SHERWOOD
CHEMTECH
284 SHEFFIELD STREET
MOUNTAINSIDE, NJ 07092

7/22/2004

Purchase Order No.:

Project Location: NYCSCA ADAMS BRUSH
Date Received: 7/16/2004
Field Sample # : 08

LIMS-BAT #: LIMS-80507
Job Number: 842150

Sample ID : 04B21058
Sampled : 7/11/2004
B-8 (21-22)*

Sample Matrix: AIR

	Units	Results	Date Analyzed	Analyst	RL	SPEC Limit Lo	SPEC Limit Hi	P/ F
Benzene	PPBv	0.8	07/21/04	WSD	0.5			
Bromomethane	PPBv	ND	07/21/04	WSD	0.5			
Carbon Tetrachloride	PPBv	ND	07/21/04	WSD	0.5			
Chlorobenzene	PPBv	ND	07/21/04	WSD	0.5			
Chloroethane	PPBv	ND	07/21/04	WSD	0.5			
Chloroform	PPBv	3.5	07/21/04	WSD	0.5			
Chloromethane	PPBv	ND	07/21/04	WSD	0.5			
1,2-Dibromoethane	PPBv	ND	07/21/04	WSD	0.5			
1,2-Dichlorobenzene	PPBv	ND	07/21/04	WSD	0.5			
1,3-Dichlorobenzene	PPBv	ND	07/21/04	WSD	0.5			
1,4-Dichlorobenzene	PPBv	ND	07/21/04	WSD	0.5			
Dichlorodifluoromethane	PPBv	0.6	07/21/04	WSD	0.5			
1,1-Dichloroethane	PPBv	ND	07/21/04	WSD	0.5			
1,2-Dichloroethane	PPBv	ND	07/21/04	WSD	0.5			
1,1-Dichloroethylene	PPBv	ND	07/21/04	WSD	0.5			
cis-1,2-Dichloroethylene	PPBv	ND	07/21/04	WSD	0.5			
1,2-Dichloropropane	PPBv	ND	07/21/04	WSD	0.5			
cis-1,3-Dichloropropene	PPBv	ND	07/21/04	WSD	0.5			
trans-1,3-Dichloropropene	PPBv	ND	07/21/04	WSD	0.5			
1,2-Dichlorotetrafluoroethane (114)	PPBv	ND	07/21/04	WSD	0.5			
Ethylbenzene	PPBv	ND	07/21/04	WSD	0.5			
Hexachlorobutadiene	PPBv	ND	07/21/04	WSD	0.5			
Methylene Chloride	PPBv	ND	07/21/04	WSD	0.5			
Styrene	PPBv	ND	07/21/04	WSD	0.5			
1,1,2,2-Tetrachloroethane	PPBv	ND	07/21/04	WSD	0.5			
Tetrachloroethylene	PPBv	96.0	07/21/04	WSD	0.5			
Toluene	PPBv	1.8	07/21/04	WSD	0.5			
1,2,4-Trichlorobenzene	PPBv	ND	07/21/04	WSD	0.5			
1,1,1-Trichloroethane	PPBv	1.1	07/21/04	WSD	0.5			
1,1,2-Trichloroethane	PPBv	ND	07/21/04	WSD	0.5			

RL = Reporting Limit

ND = Not Detected

NM = Not Measured

SPEC LIMIT = a client specified recommended or regulatory level for comparison with data to determine PASS (P) or FAIL (F) condition of results.

* = See end of report for comments and notes applying to this sample

con-test®
ANALYTICAL LABORATORY

39 Spruce Street * 2nd Floor * East Longmeadow, MA 01028 * FAX 413/525-6405 * TEL. 413/525-2332

MICHAEL SHERWOOD
CHEMTECH
284 SHEFFIELD STREET
MOUNTAINSIDE, NJ 07092

7/22/2004

Purchase Order No.:

Project Location: NYCSCA ADAMS BRUSH
Date Received: 7/16/2004
Field Sample # : 08

LIMS-BAT #: LIMS-80507
Job Number: 842150

Sample ID : 04B21058

Sampled : 7/11/2004
B-8 (21-22)*

Sample Matrix: AIR

	Units	Results	Date Analyzed	Analyst	RL	SPEC Limit Lo	SPEC Limit Hi	P/ F
Trichloroethylene	PPBv	46.7	07/21/04	WSD	0.5			
Trichlorofluoromethane (Freon 11)	PPBv	ND	07/21/04	WSD	0.5			
1,1,2-Trichloro-1,2,2-Trifluoroethane	PPBv	ND	07/21/04	WSD	0.5			
1,2,4-Trimethylbenzene	PPBv	ND	07/21/04	WSD	0.5			
1,3,5-Trimethylbenzene	PPBv	ND	07/21/04	WSD	0.5			
Vinyl Chloride	PPBv	ND	07/21/04	WSD	0.5			
m/p-Xylene	PPBv	1.6	07/21/04	WSD	0.5			
o-Xylene	PPBv	ND	07/21/04	WSD	0.5			

Analytical Method:
EPA TO-14A
SAMPLES ARE TAKEN IN SUMMA CANISTERS AND ANALYZED BY GAS CHROMATOGRAPHY WITH MASS SPECTROMETRY DETECTION. (GC/MS)

RL = Reporting Limit

ND = Not Detected

NM = Not Measured

SPEC LIMIT = a client specified recommended or regulatory level for comparison with data to determine PASS (P) or FAIL (F) condition of results.

* = See end of report for comments and notes applying to this sample

con-test®
ANALYTICAL LABORATORY
39 Spruce Street * 2nd Floor * East Longmeadow, MA 01028 * FAX 413/525-6405 * TEL. 413/525-2332

MICHAEL SHERWOOD
CHEMTECH
284 SHEFFIELD STREET
MOUNTAINSIDE, NJ 07092

7/22/2004

Purchase Order No.:

Project Location: NYCSCA ADAMS BRUSH
Date Received: 7/16/2004
Field Sample # : 09

LIMS-BAT #: LIMS-80507
Job Number: 842150

Sample ID : 04B21059
Sampled : 7/11/2004
B-9 (21-22)*

Sample Matrix: AIR

	Units	Results	Date Analyzed	Analyst	RL	SPEC Limit Lo	SPEC Limit Hi	P/F
Benzene	PPBv	0.7	07/21/04	WSD	0.5			
Bromomethane	PPBv	ND	07/21/04	WSD	0.5			
Carbon Tetrachloride	PPBv	ND	07/21/04	WSD	0.5			
Chlorobenzene	PPBv	ND	07/21/04	WSD	0.5			
Chloroethane	PPBv	ND	07/21/04	WSD	0.5			
Chloroform	PPBv	7.4	07/21/04	WSD	0.5			
Chloromethane	PPBv	ND	07/21/04	WSD	0.5			
1,2-Dibromoethane	PPBv	ND	07/21/04	WSD	0.5			
1,2-Dichlorobenzene	PPBv	ND	07/21/04	WSD	0.5			
1,3-Dichlorobenzene	PPBv	ND	07/21/04	WSD	0.5			
1,4-Dichlorobenzene	PPBv	0.6	07/21/04	WSD	0.5			
Dichlorodifluoromethane	PPBv	0.6	07/21/04	WSD	0.5			
1,1-Dichloroethane	PPBv	ND	07/21/04	WSD	0.5			
1,2-Dichloroethane	PPBv	ND	07/21/04	WSD	0.5			
1,1-Dichloroethylene	PPBv	ND	07/21/04	WSD	0.5			
cis-1,2-Dichloroethylene	PPBv	ND	07/21/04	WSD	0.5			
1,2-Dichloropropane	PPBv	ND	07/21/04	WSD	0.5			
cis-1,3-Dichloropropene	PPBv	ND	07/21/04	WSD	0.5			
trans-1,3-Dichloropropene	PPBv	ND	07/21/04	WSD	0.5			
1,2-Dichlorotetrafluoroethane (114)	PPBv	ND	07/21/04	WSD	0.5			
Ethylbenzene	PPBv	ND	07/21/04	WSD	0.5			
Hexachlorobutadiene	PPBv	ND	07/21/04	WSD	0.5			
Methylene Chloride	PPBv	ND	07/21/04	WSD	0.5			
Styrene	PPBv	ND	07/21/04	WSD	0.5			
1,1,2,2-Tetrachloroethane	PPBv	ND	07/21/04	WSD	0.5			
Tetrachloroethylene	PPBv	296.	07/21/04	WSD	0.5			
Toluene	PPBv	1.6	07/21/04	WSD	0.5			
1,2,4-Trichlorobenzene	PPBv	ND	07/21/04	WSD	0.5			
1,1,1-Trichloroethane	PPBv	ND	07/21/04	WSD	0.5			
1,1,2-Trichloroethane	PPBv	ND	07/21/04	WSD	0.5			

RL = Reporting Limit

ND = Not Detected

NM = Not Measured

SPEC LIMIT = a client specified recommended or regulatory level for comparison with data to determine PASS (P) or FAIL (F) condition of results.

* = See end of report for comments and notes applying to this sample

con-test®
ANALYTICAL LABORATORY

39 Spruce Street * 2nd Floor * East Longmeadow, MA 01028 * FAX 413/525-6405 * TEL. 413/525-2332

MICHAEL SHERWOOD
CHEMTECH
284 SHEFFIELD STREET
MOUNTAINSIDE, NJ 07092

7/22/2004

Purchase Order No.:

Project Location: NYCSCA ADAMS BRUSH
Date Received: 7/16/2004
Field Sample # : 09

LIMS-BAT #: LIMS-80507
Job Number: 842150

Sample ID : **04B21059**

Sampled : 7/11/2004
B-9 (21-22)*

Sample Matrix: AIR

	Units	Results	Date Analyzed	Analyst	RL	SPEC Limit Lo	SPEC Limit Hi	P/ F
Trichloroethylene	PPBv	24.7	07/21/04	WSD	0.5			
Trichlorofluoromethane (Freon 11)	PPBv	0.9	07/21/04	WSD	0.5			
1,1,2-Trichloro-1,2,2-Trifluoroethane	PPBv	ND	07/21/04	WSD	0.5			
1,2,4-Trimethylbenzene	PPBv	ND	07/21/04	WSD	0.5			
1,3,5-Trimethylbenzene	PPBv	ND	07/21/04	WSD	0.5			
Vinyl Chloride	PPBv	ND	07/21/04	WSD	0.5			
m/p-Xylene	PPBv	1.9	07/21/04	WSD	0.5			
o-Xylene	PPBv	0.6	07/21/04	WSD	0.5			

Analytical Method:
EPA TO-14A
SAMPLES ARE TAKEN IN SUMMA CANISTERS AND ANALYZED BY GAS CHROMATOGRAPHY WITH MASS SPECTROMETRY DETECTION. (GC/MS)

RL = Reporting Limit
ND = Not Detected
NM = Not Measured

SPEC LIMIT = a client specified recommended or regulatory level for comparison with data to determine PASS (P) or FAIL (F) condition of results.

* = See end of report for comments and notes applying to this sample

con-test®
ANALYTICAL LABORATORY
39 Spruce Street ° 2nd Floor ° East Longmeadow, MA 01028 ° FAX 413/525-6405 ° TEL. 413/525-2332

MICHAEL SHERWOOD
CHEMTECH
284 SHEFFIELD STREET
MOUNTAINSIDE, NJ 07092

7/22/2004

Purchase Order No.:

Project Location: NYCSCA ADAMS BRUSH
Date Received: 7/16/2004
Field Sample # : 10

LIMS-BAT #: LIMS-80507
Job Number: 842150

Sample ID : 04B21060
Sampled : 7/11/2004
B-10 (21-22)*

Sample Matrix: AIR

	Units	Results	Date Analyzed	Analyst	RL	SPEC Limit Lo	SPEC Limit Hi	P/ F
Benzene	PPBv	ND	07/21/04	WSD	0.5			
Bromomethane	PPBv	ND	07/21/04	WSD	0.5			
Carbon Tetrachloride	PPBv	ND	07/21/04	WSD	0.5			
Chlorobenzene	PPBv	ND	07/21/04	WSD	0.5			
Chloroethane	PPBv	ND	07/21/04	WSD	0.5			
Chloroform	PPBv	19.3	07/21/04	WSD	0.5			
Chloromethane	PPBv	ND	07/21/04	WSD	0.5			
1,2-Dibromoethane	PPBv	ND	07/21/04	WSD	0.5			
1,2-Dichlorobenzene	PPBv	ND	07/21/04	WSD	0.5			
1,3-Dichlorobenzene	PPBv	ND	07/21/04	WSD	0.5			
1,4-Dichlorobenzene	PPBv	ND	07/21/04	WSD	0.5			
Dichlorodifluoromethane	PPBv	ND	07/21/04	WSD	0.5			
1,1-Dichloroethane	PPBv	ND	07/21/04	WSD	0.5			
1,2-Dichloroethane	PPBv	ND	07/21/04	WSD	0.5			
1,1-Dichloroethylene	PPBv	ND	07/21/04	WSD	0.5			
cis-1,2-Dichloroethylene	PPBv	ND	07/21/04	WSD	0.5			
1,2-Dichloropropane	PPBv	ND	07/21/04	WSD	0.5			
cis-1,3-Dichloropropene	PPBv	ND	07/21/04	WSD	0.5			
trans-1,3-Dichloropropene	PPBv	ND	07/21/04	WSD	0.5			
1,2-Dichlorotetrafluoroethane (114)	PPBv	ND	07/21/04	WSD	0.5			
Ethylbenzene	PPBv	ND	07/21/04	WSD	0.5			
Hexachlorobutadiene	PPBv	ND	07/21/04	WSD	0.5			
Methylene Chloride	PPBv	ND	07/21/04	WSD	0.5			
Styrene	PPBv	ND	07/21/04	WSD	0.5			
1,1,2,2-Tetrachloroethane	PPBv	ND	07/21/04	WSD	0.5			
Tetrachloroethylene	PPBv	39.2	07/21/04	WSD	0.5			
Toluene	PPBv	1.8	07/21/04	WSD	0.5			
1,2,4-Trichlorobenzene	PPBv	ND	07/21/04	WSD	0.5			
1,1,1-Trichloroethane	PPBv	ND	07/21/04	WSD	0.5			
1,1,2-Trichloroethane	PPBv	ND	07/21/04	WSD	0.5			

RL = Reporting Limit

ND = Not Detected

NM = Not Measured

SPEC LIMIT = a client specified recommended or regulatory level for comparison with data to determine PASS (P) or FAIL (F) condition of results.

* = See end of report for comments and notes applying to this sample

con-test®
ANALYTICAL LABORATORY

39 Spruce Street * 2nd Floor * East Longmeadow, MA 01028 * FAX 413/525-6405 * TEL. 413/525-2332

MICHAEL SHERWOOD
CHEMTECH
284 SHEFFIELD STREET
MOUNTAINSIDE, NJ 07092

7/22/2004

Purchase Order No.:

Project Location: NYCSCA ADAMS BRUSH
Date Received: 7/16/2004
Field Sample # : **10**

LIMS-BAT #: LIMS-80507
Job Number: 842150

Sample ID : **04B21060**

Sampled : 7/11/2004
B-10 (21-22)*

Sample Matrix: AIR

	Units	Results	Date Analyzed	Analyst	RL	SPEC Limit Lo	SPEC Limit Hi	P/ F
Trichloroethylene	PPBv	3.6	07/21/04	WSD	0.5			
Trichlorofluoromethane (Freon 11)	PPBv	ND	07/21/04	WSD	0.5			
1,1,2-Trichloro-1,2,2-Trifluoroethane	PPBv	ND	07/21/04	WSD	0.5			
1,2,4-Trimethylbenzene	PPBv	ND	07/21/04	WSD	0.5			
1,3,5-Trimethylbenzene	PPBv	ND	07/21/04	WSD	0.5			
Vinyl Chloride	PPBv	ND	07/21/04	WSD	0.5			
m/p-Xylene	PPBv	1.6	07/21/04	WSD	0.5			
o-Xylene	PPBv	0.6	07/21/04	WSD	0.5			

Analytical Method:
EPA TO-14A
SAMPLES ARE TAKEN IN SUMMA CANISTERS AND ANALYZED BY GAS CHROMATOGRAPHY WITH MASS SPECTROMETRY DETECTION. (GC/MS)

RL = Reporting Limit

ND = Not Detected

NM = Not Measured

SPEC LIMIT = a client specified recommended or regulatory level for comparison with data to determine PASS (P) or FAIL (F) condition of results.

* = See end of report for comments and notes applying to this sample

con-test®
ANALYTICAL LABORATORY
39 Spruce Street * 2nd Floor * East Longmeadow, MA 01028 * FAX 413/525-6405 * TEL. 413/525-2332

MICHAEL SHERWOOD
CHEMTECH
284 SHEFFIELD STREET
MOUNTAINSIDE, NJ 07092

7/22/2004

Purchase Order No.:

Project Location: NYCSCA ADAMS BRUSH
Date Received: 7/16/2004
Field Sample # : 11

LIMS-BAT #: LIMS-80507
Job Number: 842150

Sample ID : 04B21061 Sampled : 7/11/2004
B-11 (21-22)*

Sample Matrix: AIR

	Units	Results	Date Analyzed	Analyst	RL	SPEC Limit Lo	SPEC Limit Hi	P/ F
Benzene	PPBv	ND	07/22/04	WSD	0.5			
Bromomethane	PPBv	ND	07/22/04	WSD	0.5			
Carbon Tetrachloride	PPBv	ND	07/22/04	WSD	0.5			
Chlorobenzene	PPBv	ND	07/22/04	WSD	0.5			
Chloroethane	PPBv	ND	07/22/04	WSD	0.5			
Chloroform	PPBv	35.6	07/22/04	WSD	0.5			
Chloromethane	PPBv	ND	07/22/04	WSD	0.5			
1,2-Dibromoethane	PPBv	ND	07/22/04	WSD	0.5			
1,2-Dichlorobenzene	PPBv	ND	07/22/04	WSD	0.5			
1,3-Dichlorobenzene	PPBv	ND	07/22/04	WSD	0.5			
1,4-Dichlorobenzene	PPBv	ND	07/22/04	WSD	0.5			
Dichlorodifluoromethane	PPBv	ND	07/22/04	WSD	0.5			
1,1-Dichloroethane	PPBv	ND	07/22/04	WSD	0.5			
1,2-Dichloroethane	PPBv	ND	07/22/04	WSD	0.5			
1,1-Dichloroethylene	PPBv	ND	07/22/04	WSD	0.5			
cis-1,2-Dichloroethylene	PPBv	ND	07/22/04	WSD	0.5			
1,2-Dichloropropane	PPBv	ND	07/22/04	WSD	0.5			
cis-1,3-Dichloropropene	PPBv	ND	07/22/04	WSD	0.5			
trans-1,3-Dichloropropene	PPBv	ND	07/22/04	WSD	0.5			
1,2-Dichlorotetrafluoroethane (114)	PPBv	ND	07/22/04	WSD	0.5			
Ethylbenzene	PPBv	ND	07/22/04	WSD	0.5			
Hexachlorobutadiene	PPBv	ND	07/22/04	WSD	0.5			
Methylene Chloride	PPBv	ND	07/22/04	WSD	0.5			
Styrene	PPBv	ND	07/22/04	WSD	0.5			
1,1,2,2-Tetrachloroethane	PPBv	ND	07/22/04	WSD	0.5			
Tetrachloroethylene	PPBv	97.0	07/22/04	WSD	0.5			
Toluene	PPBv	1.5	07/22/04	WSD	0.5			
1,2,4-Trichlorobenzene	PPBv	ND	07/22/04	WSD	0.5			
1,1,1-Trichloroethane	PPBv	ND	07/22/04	WSD	0.5			
1,1,2-Trichloroethane	PPBv	ND	07/22/04	WSD	0.5			

RL = Reporting Limit

ND = Not Detected

NM = Not Measured

SPEC LIMIT = a client specified recommended or regulatory level for comparison with data to determine PASS (P) or FAIL (F) condition of results.

* = See end of report for comments and notes applying to this sample

con-test®
ANALYTICAL LABORATORY

39 Spruce Street ° 2nd Floor ° East Longmeadow, MA 01028 ° FAX 413/525-6405 ° TEL. 413/525-2332

MICHAEL SHERWOOD
CHEMTECH
284 SHEFFIELD STREET
MOUNTAINSIDE, NJ 07092

7/22/2004

Purchase Order No.:

Project Location: NYCSCA ADAMS BRUSH
Date Received: 7/16/2004
Field Sample # : **11**

LIMS-BAT #: LIMS-80507
Job Number: 842150

Sample ID : **04B21061**
Sampled : 7/11/2004
B-11 (21-22)*

Sample Matrix: AIR

	Units	Results	Date Analyzed	Analyst	RL	SPEC Limit Lo	SPEC Limit Hi	P/ F
Trichloroethylene	PPBv	2.2	07/22/04	WSD	0.5			
Trichlorofluoromethane (Freon 11)	PPBv	ND	07/22/04	WSD	0.5			
1,1,2-Trichloro-1,2,2-Trifluoroethane	PPBv	ND	07/22/04	WSD	0.5			
1,2,4-Trimethylbenzene	PPBv	1.9	07/22/04	WSD	0.5			
1,3,5-Trimethylbenzene	PPBv	ND	07/22/04	WSD	0.5			
Vinyl Chloride	PPBv	ND	07/22/04	WSD	0.5			
m/p-Xylene	PPBv	1.8	07/22/04	WSD	0.5			
o-Xylene	PPBv	0.7	07/22/04	WSD	0.5			

Analytical Method:
EPA TO-14A
SAMPLES ARE TAKEN IN SUMMA CANISTERS AND ANALYZED BY GAS CHROMATOGRAPHY WITH MASS SPECTROMETRY DETECTION. (GC/MS)

RL = Reporting Limit

ND = Not Detected

NM = Not Measured

SPEC LIMIT = a client specified recommended or regulatory level for comparison with data to determine PASS (P) or FAIL (F) condition of results.

* = See end of report for comments and notes applying to this sample

con-test®
ANALYTICAL LABORATORY
39 Spruce Street * 2nd Floor * East Longmeadow, MA 01028 * FAX 413/525-6405 * TEL. 413/525-2332

MICHAEL SHERWOOD
CHEMTECH
284 SHEFFIELD STREET
MOUNTAINSIDE, NJ 07092

7/22/2004

Purchase Order No.:

Project Location: NYCSCA ADAMS BRUSH
Date Received: 7/16/2004
Field Sample # : 12

LIMS-BAT #: LIMS-80507
Job Number: 842150

Sample ID : 04B21062
Sampled : 7/11/2004
B-12 (21-22)*

Sample Matrix: AIR

	Units	Results	Date Analyzed	Analyst	RL	SPEC Limit Lo	SPEC Limit Hi	P/ F
Benzene	PPBv	ND	07/22/04	WSD	0.5			
Bromomethane	PPBv	ND	07/22/04	WSD	0.5			
Carbon Tetrachloride	PPBv	ND	07/22/04	WSD	0.5			
Chlorobenzene	PPBv	ND	07/22/04	WSD	0.5			
Chloroethane	PPBv	ND	07/22/04	WSD	0.5			
Chloroform	PPBv	7.6	07/22/04	WSD	0.5			
Chloromethane	PPBv	ND	07/22/04	WSD	0.5			
1,2-Dibromoethane	PPBv	ND	07/22/04	WSD	0.5			
1,2-Dichlorobenzene	PPBv	ND	07/22/04	WSD	0.5			
1,3-Dichlorobenzene	PPBv	ND	07/22/04	WSD	0.5			
1,4-Dichlorobenzene	PPBv	ND	07/22/04	WSD	0.5			
Dichlorodifluoromethane	PPBv	ND	07/22/04	WSD	0.5			
1,1-Dichloroethane	PPBv	ND	07/22/04	WSD	0.5			
1,2-Dichloroethane	PPBv	ND	07/22/04	WSD	0.5			
1,1-Dichloroethylene	PPBv	ND	07/22/04	WSD	0.5			
cis-1,2-Dichloroethylene	PPBv	ND	07/22/04	WSD	0.5			
1,2-Dichloropropane	PPBv	ND	07/22/04	WSD	0.5			
cis-1,3-Dichloropropene	PPBv	ND	07/22/04	WSD	0.5			
trans-1,3-Dichloropropene	PPBv	ND	07/22/04	WSD	0.5			
1,2-Dichlorotetrafluoroethane (114)	PPBv	ND	07/22/04	WSD	0.5			
Ethylbenzene	PPBv	ND	07/22/04	WSD	0.5			
Hexachlorobutadiene	PPBv	ND	07/22/04	WSD	0.5			
Methylene Chloride	PPBv	ND	07/22/04	WSD	0.5			
Styrene	PPBv	ND	07/22/04	WSD	0.5			
1,1,2,2-Tetrachloroethane	PPBv	ND	07/22/04	WSD	0.5			
Tetrachloroethylene	PPBv	61.0	07/22/04	WSD	0.5			
Toluene	PPBv	1.7	07/22/04	WSD	0.5			
1,2,4-Trichlorobenzene	PPBv	ND	07/22/04	WSD	0.5			
1,1,1-Trichloroethane	PPBv	ND	07/22/04	WSD	0.5			
1,1,2-Trichloroethane	PPBv	ND	07/22/04	WSD	0.5			

RL = Reporting Limit

ND = Not Detected

NM = Not Measured

SPEC LIMIT = a client specified recommended or regulatory level for comparison with data to determine PASS (P) or FAIL (F) condition of results.

* = See end of report for comments and notes applying to this sample

con-test®
ANALYTICAL LABORATORY

39 Spruce Street * 2nd Floor * East Longmeadow, MA 01028 * FAX 413/525-6405 * TEL. 413/525-2332

MICHAEL SHERWOOD
CHEMTECH
284 SHEFFIELD STREET
MOUNTAINSIDE, NJ 07092

7/22/2004

Purchase Order No.:

Project Location: NYCSCA ADAMS BRUSH
Date Received: 7/16/2004
Field Sample # : 12

LIMS-BAT #: LIMS-80507
Job Number: 842150

Sample ID : 04B21062
Sampled : 7/11/2004
B-12 (21-22)*

Sample Matrix: AIR

	Units	Results	Date Analyzed	Analyst	RL	SPEC Limit Lo	SPEC Limit Hi	P/ F
Trichloroethylene	PPBv	1.3	07/22/04	WSD	0.5			
Trichlorofluoromethane (Freon 11)	PPBv	ND	07/22/04	WSD	0.5			
1,1,2-Trichloro-1,2,2-Trifluoroethane	PPBv	ND	07/22/04	WSD	0.5			
1,2,4-Trimethylbenzene	PPBv	1.2	07/22/04	WSD	0.5			
1,3,5-Trimethylbenzene	PPBv	ND	07/22/04	WSD	0.5			
Vinyl Chloride	PPBv	ND	07/22/04	WSD	0.5			
m/p-Xylene	PPBv	1.4	07/22/04	WSD	0.5			
o-Xylene	PPBv	ND	07/22/04	WSD	0.5			

Analytical Method:
EPA TO-14A
SAMPLES ARE TAKEN IN SUMMA CANISTERS AND ANALYZED BY GAS CHROMATOGRAPHY WITH MASS SPECTROMETRY DETECTION. (GC/MS)

RL = Reporting Limit
ND = Not Detected
NM = Not Measured

SPEC LIMIT = a client specified recommended or regulatory level for comparison with data to determine PASS (P) or FAIL (F) condition of results.

* = See end of report for comments and notes applying to this sample

con-test®
ANALYTICAL LABORATORY
39 Spruce Street * 2nd Floor * East Longmeadow, MA 01028 * FAX 413/525-6405 * TEL. 413/525-2332

MICHAEL SHERWOOD
CHEMTECH
284 SHEFFIELD STREET
MOUNTAINSIDE, NJ 07092

7/22/2004

Purchase Order No.:

Project Location: NYCSCA ADAMS BRUSH
Date Received: 7/16/2004
Field Sample # : 01

LIMS-BAT #: LIMS-80507
Job Number: 842150

Sample ID : 04B21051
Sampled : 7/10/2004
B-1 (20-22)*

Sample Matrix: AIR

	Units	Results	Date Analyzed	Analyst	RL	SPEC Limit Lo	SPEC Limit Hi	P/ F
Benzene	ug/m3	4.4	07/20/04	WSD	1.6			
Bromomethane	ug/m3	ND	07/20/04	WSD	1.9			
Carbon Tetrachloride	ug/m3	ND	07/20/04	WSD	3.1			
Chlorobenzene	ug/m3	ND	07/20/04	WSD	2.3			
Chloroethane	ug/m3	ND	07/20/04	WSD	1.3			
Chloroform	ug/m3	58.1	07/20/04	WSD	2.4			
Chloromethane	ug/m3	ND	07/20/04	WSD	1.0			
1,2-Dibromoethane	ug/m3	ND	07/20/04	WSD	3.8			
1,2-Dichlorobenzene	ug/m3	ND	07/20/04	WSD	3.0			
1,3-Dichlorobenzene	ug/m3	ND	07/20/04	WSD	3.0			
1,4-Dichlorobenzene	ug/m3	3.9	07/20/04	WSD	3.0			
Dichlorodifluoromethane	ug/m3	ND	07/20/04	WSD	2.5			
1,1-Dichloroethane	ug/m3	ND	07/20/04	WSD	2.0			
1,2-Dichloroethane	ug/m3	ND	07/20/04	WSD	2.0			
1,1-Dichloroethylene	ug/m3	ND	07/20/04	WSD	2.0			
cis-1,2-Dichloroethylene	ug/m3	ND	07/20/04	WSD	2.0			
1,2-Dichloropropane	ug/m3	ND	07/20/04	WSD	2.3			
cis-1,3-Dichloropropene	ug/m3	ND	07/20/04	WSD	2.3			
trans-1,3-Dichloropropene	ug/m3	ND	07/20/04	WSD	2.3			
1,2-Dichlorotetrafluoroethane (114)	ug/m3	ND	07/20/04	WSD	3.5			
Ethylbenzene	ug/m3	5.0	07/20/04	WSD	2.2			
Hexachlorobutadiene	ug/m3	ND	07/20/04	WSD	5.3			
Methylene Chloride	ug/m3	ND	07/20/04	WSD	1.7			
Styrene	ug/m3	2.6	07/20/04	WSD	2.1			
1,1,2,2-Tetrachloroethane	ug/m3	ND	07/20/04	WSD	3.4			
Tetrachloroethylene	ug/m3	10300.	07/20/04	WSD	3.4			
Toluene	ug/m3	24.2	07/20/04	WSD	1.9			
1,2,4-Trichlorobenzene	ug/m3	ND	07/20/04	WSD	3.7			
1,1,1-Trichloroethane	ug/m3	4.9	07/20/04	WSD	2.7			
1,1,2-Trichloroethane	ug/m3	ND	07/20/04	WSD	2.7			

RL = Reporting Limit

ND = Not Detected

NM = Not Measured

SPEC LIMIT = a client specified recommended or regulatory level for comparison with data to determine PASS (P) or FAIL (F) condition of results.

* = See end of report for comments and notes applying to this sample

con-test®
ANALYTICAL LABORATORY
39 Spruce Street * 2nd Floor * East Longmeadow, MA 01028 * FAX 413/525-6405 * TEL. 413/525-2332

MICHAEL SHERWOOD
CHEMTECH
284 SHEFFIELD STREET
MOUNTAINSIDE, NJ 07092

7/22/2004

Purchase Order No.:

Project Location: NYCSCA ADAMS BRUSH
Date Received: 7/16/2004
Field Sample # : 01

LIMS-BAT #: LIMS-80507
Job Number: 842150

Sample ID : 04B21051 Sampled : 7/10/2004
B-1 (20-22)*

Sample Matrix: AIR

	Units	Results	Date Analyzed	Analyst	RL	SPEC Limit Lo	SPEC Limit Hi	P/ F
Trichloroethylene	ug/m3	53.5	07/20/04	WSD	2.7			
Trichlorofluoromethane	ug/m3	ND	07/20/04	WSD	2.8			
1,1,2-Trichloro-1,2,2-Trifluoroethane	ug/m3	ND	07/20/04	WSD	3.8			
1,2,4-Trimethylbenzene	ug/m3	7.8	07/20/04	WSD	2.5			
1,3,5-Trimethylbenzene	ug/m3	ND	07/20/04	WSD	2.5			
Vinyl Chloride	ug/m3	ND	07/20/04	WSD	1.3			
m/p-Xylene	ug/m3	17.1	07/20/04	WSD	2.2			
o-Xylene	ug/m3	4.9	07/20/04	WSD	2.2			

Analytical Method:
EPA TO-14A
SAMPLES ARE TAKEN IN SUMMA CANISTERS AND ANALYZED BY GAS CHROMATOGRAPHY WITH MASS SPECTROMETRY DETECTION. (GC/MS)

RL = Reporting Limit
ND = Not Detected
NM = Not Measured

SPEC LIMIT = a client specified recommended or regulatory level for comparison with data to determine PASS (P) or FAIL (F) condition of results.

* = See end of report for comments and notes applying to this sample

con-test®
ANALYTICAL LABORATORY

39 Spruce Street * 2nd Floor * East Longmeadow, MA 01028 * FAX 413/525-6405 * TEL. 413/525-2332

MICHAEL SHERWOOD
CHEMTECH
284 SHEFFIELD STREET
MOUNTAINSIDE, NJ 07092

7/22/2004

Purchase Order No.:

Project Location: NYCSCA ADAMS BRUSH
Date Received: 7/16/2004
Field Sample # : 02

LIMS-BAT #: LIMS-80507
Job Number: 842150

Sample ID : 04B21052
Sampled : 7/10/2004
B-2 (21-22)*

Sample Matrix: AIR

	Units	Results	Date Analyzed	Analyst	RL	SPEC Limit Lo	SPEC Limit Hi	P/F
Benzene	ug/m3	ND	07/21/04	WSD	1.6			
Bromomethane	ug/m3	ND	07/21/04	WSD	1.9			
Carbon Tetrachloride	ug/m3	ND	07/21/04	WSD	3.1			
Chlorobenzene	ug/m3	ND	07/21/04	WSD	2.3			
Chloroethane	ug/m3	ND	07/21/04	WSD	1.3			
Chloroform	ug/m3	70.0	07/21/04	WSD	2.4			
Chloromethane	ug/m3	ND	07/21/04	WSD	1.0			
1,2-Dibromoethane	ug/m3	ND	07/21/04	WSD	3.8			
1,2-Dichlorobenzene	ug/m3	ND	07/21/04	WSD	3.0			
1,3-Dichlorobenzene	ug/m3	ND	07/21/04	WSD	3.0			
1,4-Dichlorobenzene	ug/m3	7.1	07/21/04	WSD	3.0			
Dichlorodifluoromethane	ug/m3	ND	07/21/04	WSD	2.5			
1,1-Dichloroethane	ug/m3	ND	07/21/04	WSD	2.0			
1,2-Dichloroethane	ug/m3	ND	07/21/04	WSD	2.0			
1,1-Dichloroethylene	ug/m3	ND	07/21/04	WSD	2.0			
cis-1,2-Dichloroethylene	ug/m3	ND	07/21/04	WSD	2.0			
1,2-Dichloropropane	ug/m3	ND	07/21/04	WSD	2.3			
cis-1,3-Dichloropropene	ug/m3	ND	07/21/04	WSD	2.3			
trans-1,3-Dichloropropene	ug/m3	ND	07/21/04	WSD	2.3			
1,2-Dichlorotetrafluoroethane (114)	ug/m3	ND	07/21/04	WSD	3.5			
Ethylbenzene	ug/m3	4.2	07/21/04	WSD	2.2			
Hexachlorobutadiene	ug/m3	ND	07/21/04	WSD	5.3			
Methylene Chloride	ug/m3	ND	07/21/04	WSD	1.7			
Styrene	ug/m3	ND	07/21/04	WSD	2.1			
1,1,2,2-Tetrachloroethane	ug/m3	ND	07/21/04	WSD	3.4			
Tetrachloroethylene	ug/m3	7050.	07/21/04	WSD	3.4			
Toluene	ug/m3	14.9	07/21/04	WSD	1.9			
1,2,4-Trichlorobenzene	ug/m3	ND	07/21/04	WSD	3.7			
1,1,1-Trichloroethane	ug/m3	ND	07/21/04	WSD	2.7			
1,1,2-Trichloroethane	ug/m3	ND	07/21/04	WSD	2.7			

RL = Reporting Limit

ND = Not Detected

NM = Not Measured

SPEC LIMIT = a client specified recommended or regulatory level for comparison with data to determine PASS (P) or FAIL (F) condition of results.

* = See end of report for comments and notes applying to this sample

con-test®
ANALYTICAL LABORATORY

39 Spruce Street * 2nd Floor * East Longmeadow, MA 01028 * FAX 413/525-6405 * TEL. 413/525-2332

MICHAEL SHERWOOD
CHEMTECH
284 SHEFFIELD STREET
MOUNTAINSIDE, NJ 07092

7/22/2004

Purchase Order No.:

Project Location: NYCSCA ADAMS BRUSH
Date Received: 7/16/2004
Field Sample # : 02

LIMS-BAT #: LIMS-80507
Job Number: 842150

Sample ID : 04B21052

Sampled : 7/10/2004
B-2 (21-22)*

Sample Matrix: AIR

	Units	Results	Date Analyzed	Analyst	RL	SPEC Limit Lo	SPEC Limit Hi	P/ F
Trichloroethylene	ug/m3	71.7	07/21/04	WSD	2.7			
Trichlorofluoromethane	ug/m3	ND	07/21/04	WSD	2.8			
1,1,2-Trichloro-1,2,2-Trifluoroethane	ug/m3	ND	07/21/04	WSD	3.8			
1,2,4-Trimethylbenzene	ug/m3	ND	07/21/04	WSD	2.5			
1,3,5-Trimethylbenzene	ug/m3	ND	07/21/04	WSD	2.5			
Vinyl Chloride	ug/m3	ND	07/21/04	WSD	1.3			
m/p-Xylene	ug/m3	16.5	07/21/04	WSD	2.2			
o-Xylene	ug/m3	4.6	07/21/04	WSD	2.2			

Analytical Method:
EPA TO-14A
SAMPLES ARE TAKEN IN SUMMA CANISTERS AND ANALYZED BY GAS CHROMATOGRAPHY WITH MASS SPECTROMETRY DETECTION. (GC/MS)

RL = Reporting Limit

ND = Not Detected

NM = Not Measured

SPEC LIMIT = a client specified recommended or regulatory level for comparison with data to determine PASS (P) or FAIL (F) condition of results.

* = See end of report for comments and notes applying to this sample

con-test®
ANALYTICAL LABORATORY
39 Spruce Street * 2nd Floor * East Longmeadow, MA 01028 * FAX 413/525-6405 * TEL. 413/525-2332

MICHAEL SHERWOOD
CHEMTECH
284 SHEFFIELD STREET
MOUNTAINSIDE, NJ 07092

7/22/2004

Purchase Order No.:

Project Location: NYCSCA ADAMS BRUSH
Date Received: 7/16/2004
Field Sample # : 03

LIMS-BAT #: LIMS-80507
Job Number: 842150

Sample ID : 04B21053

Sampled : 7/10/2004
B-3 (21-22)*

Sample Matrix: AIR

	Units	Results	Date Analyzed	Analyst	RL	SPEC Limit Lo	SPEC Limit Hi	P/ F
Benzene	ug/m3	2.6	07/21/04	WSD	1.6			
Bromomethane	ug/m3	ND	07/21/04	WSD	1.9			
Carbon Tetrachloride	ug/m3	ND	07/21/04	WSD	3.1			
Chlorobenzene	ug/m3	ND	07/21/04	WSD	2.3			
Chloroethane	ug/m3	ND	07/21/04	WSD	1.3			
Chloroform	ug/m3	34.1	07/21/04	WSD	2.4			
Chloromethane	ug/m3	ND	07/21/04	WSD	1.0			
1,2-Dibromoethane	ug/m3	ND	07/21/04	WSD	3.8			
1,2-Dichlorobenzene	ug/m3	ND	07/21/04	WSD	3.0			
1,3-Dichlorobenzene	ug/m3	ND	07/21/04	WSD	3.0			
1,4-Dichlorobenzene	ug/m3	ND	07/21/04	WSD	3.0			
Dichlorodifluoromethane	ug/m3	ND	07/21/04	WSD	2.5			
1,1-Dichloroethane	ug/m3	ND	07/21/04	WSD	2.0			
1,2-Dichloroethane	ug/m3	ND	07/21/04	WSD	2.0			
1,1-Dichloroethylene	ug/m3	ND	07/21/04	WSD	2.0			
cis-1,2-Dichloroethylene	ug/m3	ND	07/21/04	WSD	2.0			
1,2-Dichloropropane	ug/m3	ND	07/21/04	WSD	2.3			
cis-1,3-Dichloropropene	ug/m3	ND	07/21/04	WSD	2.3			
trans-1,3-Dichloropropene	ug/m3	ND	07/21/04	WSD	2.3			
1,2-Dichlorotetrafluoroethane (114)	ug/m3	ND	07/21/04	WSD	3.5			
Ethylbenzene	ug/m3	ND	07/21/04	WSD	2.2			
Hexachlorobutadiene	ug/m3	ND	07/21/04	WSD	5.3			
Methylene Chloride	ug/m3	ND	07/21/04	WSD	1.7			
Styrene	ug/m3	ND	07/21/04	WSD	2.1			
1,1,2,2-Tetrachloroethane	ug/m3	ND	07/21/04	WSD	3.4			
Tetrachloroethylene	ug/m3	1360.	07/21/04	WSD	3.4			
Toluene	ug/m3	9.6	07/21/04	WSD	1.9			
1,2,4-Trichlorobenzene	ug/m3	ND	07/21/04	WSD	3.7			
1,1,1-Trichloroethane	ug/m3	ND	07/21/04	WSD	2.7			
1,1,2-Trichloroethane	ug/m3	ND	07/21/04	WSD	2.7			

RL = Reporting Limit

ND = Not Detected

NM = Not Measured

SPEC LIMIT = a client specified recommended or regulatory level for comparison with data to determine PASS (P) or FAIL (F) condition of results.

* = See end of report for comments and notes applying to this sample

con-test®
ANALYTICAL LABORATORY

39 Spruce Street * 2nd Floor * East Longmeadow, MA 01028 * FAX 413/525-6405 * TEL. 413/525-2332

MICHAEL SHERWOOD
CHEMTECH
284 SHEFFIELD STREET
MOUNTAINSIDE, NJ 07092

7/22/2004

Purchase Order No.:

Project Location: NYCSCA ADAMS BRUSH
Date Received: 7/16/2004
Field Sample # : 03

LIMS-BAT #: LIMS-80507
Job Number: 842150

Sample ID : **04B21053**
Sampled : 7/10/2004
B-3 (21-22)*

Sample Matrix: AIR

	Units	Results	Date Analyzed	Analyst	RL	SPEC Limit Lo	SPEC Limit Hi	P/ F
Trichloroethylene	ug/m3	505.	07/21/04	WSD	2.7			
Trichlorofluoromethane	ug/m3	ND	07/21/04	WSD	2.8			
1,1,2-Trichloro-1,2,2-Trifluoroethane	ug/m3	ND	07/21/04	WSD	3.8			
1,2,4-Trimethylbenzene	ug/m3	ND	07/21/04	WSD	2.5			
1,3,5-Trimethylbenzene	ug/m3	ND	07/21/04	WSD	2.5			
Vinyl Chloride	ug/m3	ND	07/21/04	WSD	1.3			
m/p-Xylene	ug/m3	8.6	07/21/04	WSD	2.2			
o-Xylene	ug/m3	2.7	07/21/04	WSD	2.2			

Analytical Method:
EPA TO-14A
SAMPLES ARE TAKEN IN SUMMA CANISTERS AND ANALYZED BY GAS CHROMATOGRAPHY WITH MASS SPECTROMETRY DETECTION. (GC/MS)

RL = Reporting Limit
ND = Not Detected
NM = Not Measured

SPEC LIMIT = a client specified recommended or regulatory level for comparison with data to determine PASS (P) or FAIL (F) condition of results.

* = See end of report for comments and notes applying to this sample

con-test®
ANALYTICAL LABORATORY
39 Spruce Street * 2nd Floor * East Longmeadow, MA 01028 * FAX 413/525-6405 * TEL. 413/525-2332

MICHAEL SHERWOOD
CHEMTECH
284 SHEFFIELD STREET
MOUNTAINSIDE, NJ 07092

7/22/2004

Purchase Order No.:

Project Location: NYCSCA ADAMS BRUSH
Date Received: 7/16/2004
Field Sample # : 04

LIMS-BAT #: LIMS-80507
Job Number: 842150

Sample ID : 04B21054 Sampled : 7/10/2004
B-4 (21-22)*

Sample Matrix: AIR

	Units	Results	Date Analyzed	Analyst	RL	SPEC Limit Lo	SPEC Limit Hi	P/ F
Benzene	ug/m3	2.1	07/21/04	WSD	1.6			
Bromomethane	ug/m3	ND	07/21/04	WSD	1.9			
Carbon Tetrachloride	ug/m3	ND	07/21/04	WSD	3.1			
Chlorobenzene	ug/m3	ND	07/21/04	WSD	2.3			
Chloroethane	ug/m3	ND	07/21/04	WSD	1.3			
Chloroform	ug/m3	11.2	07/21/04	WSD	2.4			
Chloromethane	ug/m3	ND	07/21/04	WSD	1.0			
1,2-Dibromoethane	ug/m3	ND	07/21/04	WSD	3.8			
1,2-Dichlorobenzene	ug/m3	ND	07/21/04	WSD	3.0			
1,3-Dichlorobenzene	ug/m3	ND	07/21/04	WSD	3.0			
1,4-Dichlorobenzene	ug/m3	6.3	07/21/04	WSD	3.0			
Dichlorodifluoromethane	ug/m3	ND	07/21/04	WSD	2.5			
1,1-Dichloroethane	ug/m3	ND	07/21/04	WSD	2.0			
1,2-Dichloroethane	ug/m3	ND	07/21/04	WSD	2.0			
1,1-Dichloroethylene	ug/m3	ND	07/21/04	WSD	2.0			
cis-1,2-Dichloroethylene	ug/m3	ND	07/21/04	WSD	2.0			
1,2-Dichloropropane	ug/m3	ND	07/21/04	WSD	2.3			
cis-1,3-Dichloropropene	ug/m3	ND	07/21/04	WSD	2.3			
trans-1,3-Dichloropropene	ug/m3	ND	07/21/04	WSD	2.3			
1,2-Dichlorotetrafluoroethane (114)	ug/m3	ND	07/21/04	WSD	3.5			
Ethylbenzene	ug/m3	4.0	07/21/04	WSD	2.2			
Hexachlorobutadiene	ug/m3	ND	07/21/04	WSD	5.3			
Methylene Chloride	ug/m3	ND	07/21/04	WSD	1.7			
Styrene	ug/m3	ND	07/21/04	WSD	2.1			
1,1,2,2-Tetrachloroethane	ug/m3	ND	07/21/04	WSD	3.4			
Tetrachloroethylene	ug/m3	1080.	07/21/04	WSD	3.4			
Toluene	ug/m3	13.7	07/21/04	WSD	1.9			
1,2,4-Trichlorobenzene	ug/m3	ND	07/21/04	WSD	3.7			
1,1,1-Trichloroethane	ug/m3	ND	07/21/04	WSD	2.7			
1,1,2-Trichloroethane	ug/m3	ND	07/21/04	WSD	2.7			

RL = Reporting Limit

ND = Not Detected

NM = Not Measured

SPEC LIMIT = a client specified recommended or regulatory level for comparison with data to determine PASS (P) or FAIL (F) condition of results.

* = See end of report for comments and notes applying to this sample

con-test®
ANALYTICAL LABORATORY
39 Spruce Street * 2nd Floor * East Longmeadow, MA 01028 * FAX 413/525-6405 * TEL. 413/525-2332

MICHAEL SHERWOOD
CHEMTECH
284 SHEFFIELD STREET
MOUNTAINSIDE, NJ 07092

7/22/2004

Purchase Order No.:

Project Location: NYCSCA ADAMS BRUSH
Date Received: 7/16/2004
Field Sample # : 04

LIMS-BAT #: LIMS-80507
Job Number: 842150

Sample ID : 04B21054
Sampled : 7/10/2004
B-4 (21-22)*

Sample Matrix: AIR

	Units	Results	Date Analyzed	Analyst	RL	SPEC Limit Lo	SPEC Limit Hi	P/ F
Trichloroethylene	ug/m3	502.	07/21/04	WSD	2.7			
Trichlorofluoromethane	ug/m3	ND	07/21/04	WSD	2.8			
1,1,2-Trichloro-1,2,2-Trifluoroethane	ug/m3	ND	07/21/04	WSD	3.8			
1,2,4-Trimethylbenzene	ug/m3	11.3	07/21/04	WSD	2.5			
1,3,5-Trimethylbenzene	ug/m3	ND	07/21/04	WSD	2.5			
Vinyl Chloride	ug/m3	ND	07/21/04	WSD	1.3			
m/p-Xylene	ug/m3	15.2	07/21/04	WSD	2.2			
o-Xylene	ug/m3	4.6	07/21/04	WSD	2.2			

Analytical Method:
EPA TO-14A
SAMPLES ARE TAKEN IN SUMMA CANISTERS AND ANALYZED BY GAS CHROMATOGRAPHY WITH MASS SPECTROMETRY DETECTION. (GC/MS)

RL = Reporting Limit
ND = Not Detected
NM = Not Measured

SPEC LIMIT = a client specified recommended or regulatory level for comparison with data to determine PASS (P) or FAIL (F) condition of results.

* = See end of report for comments and notes applying to this sample

con-test®
ANALYTICAL LABORATORY
39 Spruce Street * 2nd Floor * East Longmeadow, MA 01028 * FAX 413/525-6405 * TEL. 413/525-2332

MICHAEL SHERWOOD
CHEMTECH
284 SHEFFIELD STREET
MOUNTAINSIDE, NJ 07092

7/22/2004

Purchase Order No.:

Project Location: NYCSCA ADAMS BRUSH
Date Received: 7/16/2004
Field Sample # : 05

LIMS-BAT #: LIMS-80507
Job Number: 842150

Sample ID : 04B21055
Sampled : 7/10/2004
B-5 (21-22)*

Sample Matrix: AIR

	Units	Results	Date Analyzed	Analyst	RL	SPEC Limit Lo	SPEC Limit Hi	P/F
Benzene	ug/m3	ND	07/21/04	WSD	1.6			
Bromomethane	ug/m3	ND	07/21/04	WSD	1.9			
Carbon Tetrachloride	ug/m3	ND	07/21/04	WSD	3.1			
Chlorobenzene	ug/m3	ND	07/21/04	WSD	2.3			
Chloroethane	ug/m3	ND	07/21/04	WSD	1.3			
Chloroform	ug/m3	7.7	07/21/04	WSD	2.4			
Chloromethane	ug/m3	ND	07/21/04	WSD	1.0			
1,2-Dibromoethane	ug/m3	ND	07/21/04	WSD	3.8			
1,2-Dichlorobenzene	ug/m3	ND	07/21/04	WSD	3.0			
1,3-Dichlorobenzene	ug/m3	ND	07/21/04	WSD	3.0			
1,4-Dichlorobenzene	ug/m3	ND	07/21/04	WSD	3.0			
Dichlorodifluoromethane	ug/m3	ND	07/21/04	WSD	2.5			
1,1-Dichloroethane	ug/m3	ND	07/21/04	WSD	2.0			
1,2-Dichloroethane	ug/m3	ND	07/21/04	WSD	2.0			
1,1-Dichloroethylene	ug/m3	ND	07/21/04	WSD	2.0			
cis-1,2-Dichloroethylene	ug/m3	ND	07/21/04	WSD	2.0			
1,2-Dichloropropane	ug/m3	ND	07/21/04	WSD	2.3			
cis-1,3-Dichloropropene	ug/m3	ND	07/21/04	WSD	2.3			
trans-1,3-Dichloropropene	ug/m3	ND	07/21/04	WSD	2.3			
1,2-Dichlorotetrafluoroethane (114)	ug/m3	ND	07/21/04	WSD	3.5			
Ethylbenzene	ug/m3	ND	07/21/04	WSD	2.2			
Hexachlorobutadiene	ug/m3	ND	07/21/04	WSD	5.3			
Methylene Chloride	ug/m3	ND	07/21/04	WSD	1.7			
Styrene	ug/m3	ND	07/21/04	WSD	2.1			
1,1,2,2-Tetrachloroethane	ug/m3	ND	07/21/04	WSD	3.4			
Tetrachloroethylene	ug/m3	509.	07/21/04	WSD	3.4			
Toluene	ug/m3	8.3	07/21/04	WSD	1.9			
1,2,4-Trichlorobenzene	ug/m3	ND	07/21/04	WSD	3.7			
1,1,1-Trichloroethane	ug/m3	ND	07/21/04	WSD	2.7			
1,1,2-Trichloroethane	ug/m3	ND	07/21/04	WSD	2.7			

RL = Reporting Limit

ND = Not Detected

NM = Not Measured

SPEC LIMIT = a client specified recommended or regulatory level for comparison with data to determine PASS (P) or FAIL (F) condition of results.

* = See end of report for comments and notes applying to this sample

con-test®
ANALYTICAL LABORATORY
39 Spruce Street * 2nd Floor * East Longmeadow, MA 01028 * FAX 413/525-6405 * TEL. 413/525-2332

MICHAEL SHERWOOD
CHEMTECH
284 SHEFFIELD STREET
MOUNTAINSIDE, NJ 07092

7/22/2004

Purchase Order No.:

Project Location: NYCSCA ADAMS BRUSH
Date Received: 7/16/2004
Field Sample # : 05

LIMS-BAT #: LIMS-80507
Job Number: 842150

Sample ID : 04B21055
Sampled : 7/10/2004
B-5 (21-22)*

Sample Matrix: AIR

	Units	Results	Date Analyzed	Analyst	RL	SPEC Limit Lo	SPEC Limit Hi	P/ F
Trichloroethylene	ug/m3	699.	07/21/04	WSD	2.7			
Trichlorofluoromethane	ug/m3	ND	07/21/04	WSD	2.8			
1,1,2-Trichloro-1,2,2-Trifluoroethane	ug/m3	ND	07/21/04	WSD	3.8			
1,2,4-Trimethylbenzene	ug/m3	ND	07/21/04	WSD	2.5			
1,3,5-Trimethylbenzene	ug/m3	ND	07/21/04	WSD	2.5			
Vinyl Chloride	ug/m3	ND	07/21/04	WSD	1.3			
m/p-Xylene	ug/m3	8.5	07/21/04	WSD	2.2			
o-Xylene	ug/m3	2.7	07/21/04	WSD	2.2			

Analytical Method:
EPA TO-14A
SAMPLES ARE TAKEN IN SUMMA CANISTERS AND ANALYZED BY GAS CHROMATOGRAPHY WITH MASS SPECTROMETRY DETECTION. (GC/MS)

RL = Reporting Limit
ND = Not Detected
NM = Not Measured

SPEC LIMIT = a client specified recommended or regulatory level for comparison with data to determine PASS (P) or FAIL (F) condition of results.

* = See end of report for comments and notes applying to this sample

con-test®
ANALYTICAL LABORATORY
39 Spruce Street * 2nd Floor * East Longmeadow, MA 01028 * FAX 413/525-6405 * TEL. 413/525-2332

MICHAEL SHERWOOD
CHEMTECH
284 SHEFFIELD STREET
MOUNTAINSIDE, NJ 07092

7/22/2004

Purchase Order No.:

Project Location: NYCSCA ADAMS BRUSH
Date Received: 7/16/2004
Field Sample # : 06

LIMS-BAT #: LIMS-80507
Job Number: 842150

Sample ID : 04B21056
Sampled : 7/10/2004
B-6 (21-22)*

Sample Matrix: AIR

	Units	Results	Date Analyzed	Analyst	RL	SPEC Limit Lo	SPEC Limit Hi	P/ F
Benzene	ug/m3	2.4	07/21/04	WSD	1.6			
Bromomethane	ug/m3	ND	07/21/04	WSD	1.9			
Carbon Tetrachloride	ug/m3	ND	07/21/04	WSD	3.1			
Chlorobenzene	ug/m3	ND	07/21/04	WSD	2.3			
Chloroethane	ug/m3	ND	07/21/04	WSD	1.3			
Chloroform	ug/m3	3.3	07/21/04	WSD	2.4			
Chloromethane	ug/m3	ND	07/21/04	WSD	1.0			
1,2-Dibromoethane	ug/m3	ND	07/21/04	WSD	3.8			
1,2-Dichlorobenzene	ug/m3	ND	07/21/04	WSD	3.0			
1,3-Dichlorobenzene	ug/m3	ND	07/21/04	WSD	3.0			
1,4-Dichlorobenzene	ug/m3	6.9	07/21/04	WSD	3.0			
Dichlorodifluoromethane	ug/m3	ND	07/21/04	WSD	2.5			
1,1-Dichloroethane	ug/m3	ND	07/21/04	WSD	2.0			
1,2-Dichloroethane	ug/m3	ND	07/21/04	WSD	2.0			
1,1-Dichloroethylene	ug/m3	ND	07/21/04	WSD	2.0			
cis-1,2-Dichloroethylene	ug/m3	ND	07/21/04	WSD	2.0			
1,2-Dichloropropane	ug/m3	ND	07/21/04	WSD	2.3			
cis-1,3-Dichloropropene	ug/m3	ND	07/21/04	WSD	2.3			
trans-1,3-Dichloropropene	ug/m3	ND	07/21/04	WSD	2.3			
1,2-Dichlorotetrafluoroethane (114)	ug/m3	ND	07/21/04	WSD	3.5			
Ethylbenzene	ug/m3	4.2	07/21/04	WSD	2.2			
Hexachlorobutadiene	ug/m3	ND	07/21/04	WSD	5.3			
Methylene Chloride	ug/m3	ND	07/21/04	WSD	1.7			
Styrene	ug/m3	ND	07/21/04	WSD	2.1			
1,1,2,2-Tetrachloroethane	ug/m3	ND	07/21/04	WSD	3.4			
Tetrachloroethylene	ug/m3	415.	07/21/04	WSD	3.4			
Toluene	ug/m3	13.0	07/21/04	WSD	1.9			
1,2,4-Trichlorobenzene	ug/m3	ND	07/21/04	WSD	3.7			
1,1,1-Trichloroethane	ug/m3	ND	07/21/04	WSD	2.7			
1,1,2-Trichloroethane	ug/m3	ND	07/21/04	WSD	2.7			

RL = Reporting Limit

ND = Not Detected

NM = Not Measured

SPEC LIMIT = a client specified recommended or regulatory level for comparison with data to determine PASS (P) or FAIL (F) condition of results.

* = See end of report for comments and notes applying to this sample

con-test®
ANALYTICAL LABORATORY
39 Spruce Street * 2nd Floor * East Longmeadow, MA 01028 * FAX 413/525-6405 * TEL. 413/525-2332

MICHAEL SHERWOOD
CHEMTECH
284 SHEFFIELD STREET
MOUNTAINSIDE, NJ 07092

7/22/2004

Purchase Order No.:

Project Location: NYCSCA ADAMS BRUSH
Date Received: 7/16/2004
Field Sample # : 06

LIMS-BAT #: LIMS-80507
Job Number: 842150

Sample ID.: 04B21056 Sampled : 7/10/2004
B-6 (21-22)*

Sample Matrix: AIR

	Units	Results	Date Analyzed	Analyst	RL	SPEC Limit Lo	SPEC Limit Hi	P/ F
Trichloroethylene	ug/m3	989.	07/21/04	WSD	2.7			
Trichlorofluoromethane	ug/m3	ND	07/21/04	WSD	2.8			
1,1,2-Trichloro-1,2,2-Trifluoroethane	ug/m3	ND	07/21/04	WSD	3.8			
1,2,4-Trimethylbenzene	ug/m3	14.0	07/21/04	WSD	2.5			
1,3,5-Trimethylbenzene	ug/m3	3.8	07/21/04	WSD	2.5			
Vinyl Chloride	ug/m3	ND	07/21/04	WSD	1.3			
m/p-Xylene	ug/m3	15.9	07/21/04	WSD	2.2			
o-Xylene	ug/m3	4.9	07/21/04	WSD	2.2			

Analytical Method:
EPA TO-14A
SAMPLES ARE TAKEN IN SUMMA CANISTERS AND ANALYZED BY GAS CHROMATOGRAPHY WITH MASS SPECTROMETRY DETECTION. (GC/MS)

RL = Reporting Limit
ND = Not Detected
NM = Not Measured

SPEC LIMIT = a client specified recommended or regulatory level for comparison with data to determine PASS (P) or FAIL (F) condition of results.

* = See end of report for comments and notes applying to this sample

con-test®
ANALYTICAL LABORATORY
39 Spruce Street * 2nd Floor * East Longmeadow, MA 01028 * FAX 413/525-6405 * TEL. 413/525-2332

MICHAEL SHERWOOD
CHEMTECH
284 SHEFFIELD STREET
MOUNTAINSIDE, NJ 07092

Purchase Order No.:

Project Location: NYCSCA ADAMS BRUSH
Date Received: 7/16/2004
Field Sample # : 07

LIMS-BAT #: LIMS-80507
Job Number: 842150

Sample ID : 04B21057 Sampled : 7/10/2004
B-7 (21-22)*

Sample Matrix: AIR

	Units	Results	Date Analyzed	Analyst	RL	SPEC Limit Lo	SPEC Limit Hi	P/ F
Benzene	ug/m3	2.3	07/21/04	WSD	1.6			
Bromomethane	ug/m3	ND	07/21/04	WSD	1.9			
Carbon Tetrachloride	ug/m3	ND	07/21/04	WSD	3.1			
Chlorobenzene	ug/m3	ND	07/21/04	WSD	2.3			
Chloroethane	ug/m3	ND	07/21/04	WSD	1.3			
Chloroform	ug/m3	11.7	07/21/04	WSD	2.4			
Chloromethane	ug/m3	ND	07/21/04	WSD	1.0			
1,2-Dibromoethane	ug/m3	ND	07/21/04	WSD	3.8			
1,2-Dichlorobenzene	ug/m3	ND	07/21/04	WSD	3.0			
1,3-Dichlorobenzene	ug/m3	ND	07/21/04	WSD	3.0			
1,4-Dichlorobenzene	ug/m3	ND	07/21/04	WSD	3.0			
Dichlorodifluoromethane	ug/m3	ND	07/21/04	WSD	2.5			
1,1-Dichloroethane	ug/m3	ND	07/21/04	WSD	2.0			
1,2-Dichloroethane	ug/m3	ND	07/21/04	WSD	2.0			
1,1-Dichloroethylene	ug/m3	ND	07/21/04	WSD	2.0			
cis-1,2-Dichloroethylene	ug/m3	ND	07/21/04	WSD	2.0			
1,2-Dichloropropane	ug/m3	ND	07/21/04	WSD	2.3			
cis-1,3-Dichloropropene	ug/m3	ND	07/21/04	WSD	2.3			
trans-1,3-Dichloropropene	ug/m3	ND	07/21/04	WSD	2.3			
1,2-Dichlorotetrafluoroethane (114)	ug/m3	ND	07/21/04	WSD	3.5			
Ethylbenzene	ug/m3	3.4	07/21/04	WSD	2.2			
Hexachlorobutadiene	ug/m3	ND	07/21/04	WSD	5.3			
Methylene Chloride	ug/m3	ND	07/21/04	WSD	1.7			
Styrene	ug/m3	ND	07/21/04	WSD	2.1			
1,1,2,2-Tetrachloroethane	ug/m3	ND	07/21/04	WSD	3.4			
Tetrachloroethylene	ug/m3	766.	07/21/04	WSD	3.4			
Toluene	ug/m3	13.1	07/21/04	WSD	1.9			
1,2,4-Trichlorobenzene	ug/m3	ND	07/21/04	WSD	3.7			
1,1,1-Trichloroethane	ug/m3	10.4	07/21/04	WSD	2.7			
1,1,2-Trichloroethane	ug/m3	ND	07/21/04	WSD	2.7			

RL = Reporting Limit

ND = Not Detected

NM = Not Measured

SPEC LIMIT = a client specified recommended or regulatory level for comparison with data to determine PASS (P) or FAIL (F) condition of results.

* = See end of report for comments and notes applying to this sample

con-test®
ANALYTICAL LABORATORY

39 Spruce Street * 2nd Floor * East Longmeadow, MA 01028 * FAX 413/525-6405 * TEL. 413/525-2332

MICHAEL SHERWOOD
CHEMTECH
284 SHEFFIELD STREET
MOUNTAINSIDE, NJ 07092

7/22/2004

Purchase Order No.:

Project Location: NYCSCA ADAMS BRUSH
Date Received: 7/16/2004
Field Sample # : 07

LIMS-BAT #: LIMS-80507
Job Number: 842150

Sample ID : 04B21057
Sampled : 7/10/2004
B-7 (21-22)*

Sample Matrix: AIR

	Units	Results	Date Analyzed	Analyst	RL	SPEC Limit Lo	SPEC Limit Hi	P/ F
Trichloroethylene	ug/m3	500.	07/21/04	WSD	2.7			
Trichlorofluoromethane	ug/m3	ND	07/21/04	WSD	2.8			
1,1,2-Trichloro-1,2,2-Trifluoroethane	ug/m3	ND	07/21/04	WSD	3.8			
1,2,4-Trimethylbenzene	ug/m3	ND	07/21/04	WSD	2.5			
1,3,5-Trimethylbenzene	ug/m3	2.9	07/21/04	WSD	2.5			
Vinyl Chloride	ug/m3	ND	07/21/04	WSD	1.3			
m/p-Xylene	ug/m3	11.9	07/21/04	WSD	2.2			
o-Xylene	ug/m3	4.3	07/21/04	WSD	2.2			

Analytical Method:
EPA TO-14A
SAMPLES ARE TAKEN IN SUMMA CANISTERS AND ANALYZED BY GAS CHROMATOGRAPHY WITH MASS SPECTROMETRY DETECTION. (GC/MS)

RL = Reporting Limit
ND = Not Detected
NM = Not Measured

SPEC LIMIT = a client specified recommended or regulatory level for comparison with data to determine PASS (P) or FAIL (F) condition of results.

* = See end of report for comments and notes applying to this sample

con-test®
ANALYTICAL LABORATORY
39 Spruce Street * 2nd Floor * East Longmeadow, MA 01028 * FAX 413/525-6405 * TEL. 413/525-2332

MICHAEL SHERWOOD
CHEMTECH
284 SHEFFIELD STREET
MOUNTAINSIDE, NJ 07092

7/22/2004

Purchase Order No.:

Project Location: NYCSCA ADAMS BRUSH
Date Received: 7/16/2004
Field Sample # : 08

LIMS-BAT #: LIMS-80507
Job Number: 842150

Sample ID : 04B21058

Sampled : 7/11/2004
B-8 (21-22)*

Sample Matrix: AIR

	Units	Results	Date Analyzed	Analyst	RL	SPEC Limit Lo	SPEC Limit Hi	P/ F
Benzene	ug/m3	2.4	07/21/04	WSD	1.6			
Bromomethane	ug/m3	ND	07/21/04	WSD	1.9			
Carbon Tetrachloride	ug/m3	ND	07/21/04	WSD	3.1			
Chlorobenzene	ug/m3	ND	07/21/04	WSD	2.3			
Chloroethane	ug/m3	ND	07/21/04	WSD	1.3			
Chloroform	ug/m3	16.8	07/21/04	WSD	2.4			
Chloromethane	ug/m3	ND	07/21/04	WSD	1.0			
1,2-Dibromoethane	ug/m3	ND	07/21/04	WSD	3.8			
1,2-Dichlorobenzene	ug/m3	ND	07/21/04	WSD	3.0			
1,3-Dichlorobenzene	ug/m3	ND	07/21/04	WSD	3.0			
1,4-Dichlorobenzene	ug/m3	ND	07/21/04	WSD	3.0			
Dichlorodifluoromethane	ug/m3	3.2	07/21/04	WSD	2.5			
1,1-Dichloroethane	ug/m3	ND	07/21/04	WSD	2.0			
1,2-Dichloroethane	ug/m3	ND	07/21/04	WSD	2.0			
1,1-Dichloroethylene	ug/m3	ND	07/21/04	WSD	2.0			
cis-1,2-Dichloroethylene	ug/m3	ND	07/21/04	WSD	2.0			
1,2-Dichloropropane	ug/m3	ND	07/21/04	WSD	2.3			
cis-1,3-Dichloropropene	ug/m3	ND	07/21/04	WSD	2.3			
trans-1,3-Dichloropropene	ug/m3	ND	07/21/04	WSD	2.3			
1,2-Dichlorotetrafluoroethane (114)	ug/m3	ND	07/21/04	WSD	3.5			
Ethylbenzene	ug/m3	ND	07/21/04	WSD	2.2			
Hexachlorobutadiene	ug/m3	ND	07/21/04	WSD	5.3			
Methylene Chloride	ug/m3	ND	07/21/04	WSD	1.7			
Styrene	ug/m3	ND	07/21/04	WSD	2.1			
1,1,2,2-Tetrachloroethane	ug/m3	ND	07/21/04	WSD	3.4			
Tetrachloroethylene	ug/m3	651.	07/21/04	WSD	3.4			
Toluene	ug/m3	6.9	07/21/04	WSD	1.9			
1,2,4-Trichlorobenzene	ug/m3	ND	07/21/04	WSD	3.7			
1,1,1-Trichloroethane	ug/m3	6.2	07/21/04	WSD	2.7			
1,1,2-Trichloroethane	ug/m3	ND	07/21/04	WSD	2.7			

RL = Reporting Limit

ND = Not Detected

NM = Not Measured

SPEC LIMIT = a client specified recommended or regulatory level for comparison with data to determine PASS (P) or FAIL (F) condition of results.

* = See end of report for comments and notes applying to this sample

con-test®
ANALYTICAL LABORATORY
39 Spruce Street * 2nd Floor * East Longmeadow, MA 01028 * FAX 413/525-6405 * TEL. 413/525-2332

MICHAEL SHERWOOD
CHEMTECH
284 SHEFFIELD STREET
MOUNTAINSIDE, NJ 07092

7/22/2004

Purchase Order No.:

Project Location: NYCSCA ADAMS BRUSH
Date Received: 7/16/2004
Field Sample # : 08

LIMS-BAT #: LIMS-80507
Job Number: 842150

Sample ID : 04B21058

Sampled : 7/11/2004
B-8 (21-22)*

Sample Matrix: AIR

	Units	Results	Date Analyzed	Analyst	RL	SPEC Limit Lo	SPEC Limit Hi	P/ F
Trichloroethylene	ug/m3	251.	07/21/04	WSD	2.7			
Trichlorofluoromethane	ug/m3	ND	07/21/04	WSD	2.8			
1,1,2-Trichloro-1,2,2-Trifluoroethane	ug/m3	ND	07/21/04	WSD	3.8			
1,2,4-Trimethylbenzene	ug/m3	ND	07/21/04	WSD	2.5			
1,3,5-Trimethylbenzene	ug/m3	ND	07/21/04	WSD	2.5			
Vinyl Chloride	ug/m3	ND	07/21/04	WSD	1.3			
m/p-Xylene	ug/m3	6.7	07/21/04	WSD	2.2			
o-Xylene	ug/m3	ND	07/21/04	WSD	2.2			

Analytical Method:
EPA TO-14A
SAMPLES ARE TAKEN IN SUMMA CANISTERS AND ANALYZED BY GAS CHROMATOGRAPHY WITH MASS SPECTROMETRY DETECTION. (GC/MS)

RL = Reporting Limit

ND = Not Detected

NM = Not Measured

SPEC LIMIT = a client specified recommended or regulatory level for comparison with data to determine PASS (P) or FAIL (F) condition of results.

* = See end of report for comments and notes applying to this sample

con-test®
ANALYTICAL LABORATORY

39 Spruce Street * 2nd Floor * East Longmeadow, MA 01028 * FAX 413/525-6405 * TEL. 413/525-2332

MICHAEL SHERWOOD
CHEMTECH
284 SHEFFIELD STREET
MOUNTAINSIDE, NJ 07092

7/22/2004

Purchase Order No.:

Project Location: NYCSCA ADAMS BRUSH
Date Received: 7/16/2004
Field Sample # : 09

LIMS-BAT #: LIMS-80507
Job Number: 842150

Sample ID : 04B21059

Sampled : 7/11/2004
B-9 (21-22)*

Sample Matrix: AIR

	Units	Results	Date Analyzed	Analyst	RL	SPEC Limit Lo	SPEC Limit Hi	P/ F
Benzene	ug/m3	2.1	07/21/04	WSD	1.6			
Bromomethane	ug/m3	ND	07/21/04	WSD	1.9			
Carbon Tetrachloride	ug/m3	ND	07/21/04	WSD	3.1			
Chlorobenzene	ug/m3	ND	07/21/04	WSD	2.3			
Chloroethane	ug/m3	ND	07/21/04	WSD	1.3			
Chloroform	ug/m3	35.9	07/21/04	WSD	2.4			
Chloromethane	ug/m3	ND	07/21/04	WSD	1.0			
1,2-Dibromoethane	ug/m3	ND	07/21/04	WSD	3.8			
1,2-Dichlorobenzene	ug/m3	ND	07/21/04	WSD	3.0			
1,3-Dichlorobenzene	ug/m3	ND	07/21/04	WSD	3.0			
1,4-Dichlorobenzene	ug/m3	3.7	07/21/04	WSD	3.0			
Dichlorodifluoromethane	ug/m3	3.0	07/21/04	WSD	2.5			
1,1-Dichloroethane	ug/m3	ND	07/21/04	WSD	2.0			
1,2-Dichloroethane	ug/m3	ND	07/21/04	WSD	2.0			
1,1-Dichloroethylene	ug/m3	ND	07/21/04	WSD	2.0			
cis-1,2-Dichloroethylene	ug/m3	ND	07/21/04	WSD	2.0			
1,2-Dichloropropane	ug/m3	ND	07/21/04	WSD	2.3			
cis-1,3-Dichloropropene	ug/m3	ND	07/21/04	WSD	2.3			
trans-1,3-Dichloropropene	ug/m3	ND	07/21/04	WSD	2.3			
1,2-Dichlorotetrafluoroethane (114)	ug/m3	ND	07/21/04	WSD	3.5			
Ethylbenzene	ug/m3	ND	07/21/04	WSD	2.2			
Hexachlorobutadiene	ug/m3	ND	07/21/04	WSD	5.3			
Methylene Chloride	ug/m3	ND	07/21/04	WSD	1.7			
Styrene	ug/m3	ND	07/21/04	WSD	2.1			
1,1,2,2-Tetrachloroethane	ug/m3	ND	07/21/04	WSD	3.4			
Tetrachloroethylene	ug/m3	2010.	07/21/04	WSD	3.4			
Toluene	ug/m3	5.8	07/21/04	WSD	1.9			
1,2,4-Trichlorobenzene	ug/m3	ND	07/21/04	WSD	3.7			
1,1,1-Trichloroethane	ug/m3	ND	07/21/04	WSD	2.7			
1,1,2-Trichloroethane	ug/m3	ND	07/21/04	WSD	2.7			

RL = Reporting Limit

ND = Not Detected

NM = Not Measured

SPEC LIMIT = a client specified recommended or regulatory level for comparison with data to determine PASS (P) or FAIL (F) condition of results.

* = See end of report for comments and notes applying to this sample

con-test®
ANALYTICAL LABORATORY

39 Spruce Street * 2nd Floor * East Longmeadow, MA 01028 * FAX 413/525-6405 * TEL. 413/525-2332

MICHAEL SHERWOOD
CHEMTECH
284 SHEFFIELD STREET
MOUNTAINSIDE, NJ 07092

7/22/2004

Purchase Order No.:

Project Location: NYCSCA ADAMS BRUSH
Date Received: 7/16/2004
Field Sample # : 09

LIMS-BAT #: LIMS-80507
Job Number: 842150

Sample ID : 04B21059

Sampled : 7/11/2004
B-9 (21-22)*

Sample Matrix: AIR

	Units	Results	Date Analyzed	Analyst	RL	SPEC Limit Lo	SPEC Limit Hi	P/ F
Trichloroethylene	ug/m3	133.	07/21/04	WSD	2.7			
Trichlorofluoromethane	ug/m3	4.9	07/21/04	WSD	2.8			
1,1,2-Trichloro-1,2,2-Trifluoroethane	ug/m3	ND	07/21/04	WSD	3.8			
1,2,4-Trimethylbenzene	ug/m3	ND	07/21/04	WSD	2.5			
1,3,5-Trimethylbenzene	ug/m3	ND	07/21/04	WSD	2.5			
Vinyl Chloride	ug/m3	ND	07/21/04	WSD	1.3			
m/p-Xylene	ug/m3	8.2	07/21/04	WSD	2.2			
o-Xylene	ug/m3	2.7	07/21/04	WSD	2.2			

Analytical Method:
EPA TO-14A
SAMPLES ARE TAKEN IN SUMMA CANISTERS AND ANALYZED BY GAS CHROMATOGRAPHY WITH MASS SPECTROMETRY DETECTION. (GC/MS)

RL = Reporting Limit

ND = Not Detected

NM = Not Measured

SPEC LIMIT = a client specified recommended or regulatory level for comparison with data to determine PASS (P) or FAIL (F) condition of results.

* = See end of report for comments and notes applying to this sample

con-test®
ANALYTICAL LABORATORY
39 Spruce Street * 2nd Floor * East Longmeadow, MA 01028 * FAX 413/525-6405 * TEL 413/525-2332

MICHAEL SHERWOOD
CHEMTECH
284 SHEFFIELD STREET
MOUNTAINSIDE, NJ 07092

Purchase Order No.:

Project Location: NYCSCA ADAMS BRUSH
Date Received: 7/16/2004
Field Sample # : 10

LIMS-BAT #: LIMS-80507
Job Number: 842150

Sample ID : 04B21060

Sampled : 7/11/2004
B-10 (21-22)*

Sample Matrix: AIR

	Units	Results	Date Analyzed	Analyst	RL	SPEC Limit Lo	SPEC Limit Hi	P/ F
Benzene	ug/m3	ND	07/21/04	WSD	1.6			
Bromomethane	ug/m3	ND	07/21/04	WSD	1.9			
Carbon Tetrachloride	ug/m3	ND	07/21/04	WSD	3.1			
Chlorobenzene	ug/m3	ND	07/21/04	WSD	2.3			
Chloroethane	ug/m3	ND	07/21/04	WSD	1.3			
Chloroform	ug/m3	93.9	07/21/04	WSD	2.4			
Chloromethane	ug/m3	ND	07/21/04	WSD	1.0			
1,2-Dibromoethane	ug/m3	ND	07/21/04	WSD	3.8			
1,2-Dichlorobenzene	ug/m3	ND	07/21/04	WSD	3.0			
1,3-Dichlorobenzene	ug/m3	ND	07/21/04	WSD	3.0			
1,4-Dichlorobenzene	ug/m3	ND	07/21/04	WSD	3.0			
Dichlorodifluoromethane	ug/m3	ND	07/21/04	WSD	2.5			
1,1-Dichloroethane	ug/m3	ND	07/21/04	WSD	2.0			
1,2-Dichloroethane	ug/m3	ND	07/21/04	WSD	2.0			
1,1-Dichloroethylene	ug/m3	ND	07/21/04	WSD	2.0			
cis-1,2-Dichloroethylene	ug/m3	ND	07/21/04	WSD	2.0			
1,2-Dichloropropane	ug/m3	ND	07/21/04	WSD	2.3			
cis-1,3-Dichloropropene	ug/m3	ND	07/21/04	WSD	2.3			
trans-1,3-Dichloropropene	ug/m3	ND	07/21/04	WSD	2.3			
1,2-Dichlorotetrafluoroethane (114)	ug/m3	ND	07/21/04	WSD	3.5			
Ethylbenzene	ug/m3	ND	07/21/04	WSD	2.2			
Hexachlorobutadiene	ug/m3	ND	07/21/04	WSD	5.3			
Methylene Chloride	ug/m3	ND	07/21/04	WSD	1.7			
Styrene	ug/m3	ND	07/21/04	WSD	2.1			
1,1,2,2-Tetrachloroethane	ug/m3	ND	07/21/04	WSD	3.4			
Tetrachloroethylene	ug/m3	265	07/21/04	WSD	3.4			
Toluene	ug/m3	6.7	07/21/04	WSD	1.9			
1,2,4-Trichlorobenzene	ug/m3	ND	07/21/04	WSD	3.7			
1,1,1-Trichloroethane	ug/m3	ND	07/21/04	WSD	2.7			
1,1,2-Trichloroethane	ug/m3	ND	07/21/04	WSD	2.7			

RL = Reporting Limit

ND = Not Detected

NM = Not Measured

SPEC LIMIT = a client specified recommended or regulatory level for comparison with data to determine PASS (P) or FAIL (F) condition of results.

* = See end of report for comments and notes applying to this sample

con-test®
ANALYTICAL LABORATORY
39 Spruce Street * 2nd Floor * East Longmeadow, MA 01028 * FAX 413/525-6405 * TEL. 413/525-2332

MICHAEL SHERWOOD
CHEMTECH
284 SHEFFIELD STREET
MOUNTAINSIDE, NJ 07092

7/22/2004

Purchase Order No.:

Project Location: NYCSCA ADAMS BRUSH
Date Received: 7/16/2004
Field Sample # : 10

LIMS-BAT #: LIMS-80507
Job Number: 842150

Sample ID : 04B21060
Sampled : 7/11/2004
B-10 (21-22)*

Sample Matrix: AIR

	Units	Results	Date Analyzed	Analyst	RL	SPEC Limit Lo	SPEC Limit Hi	P/ F
Trichloroethylene	ug/m3	19.2	07/21/04	WSD	2.7			
Trichlorofluoromethane	ug/m3	ND	07/21/04	WSD	2.8			
1,1,2-Trichloro-1,2,2-Trifluoroethane	ug/m3	ND	07/21/04	WSD	3.8			
1,2,4-Trimethylbenzene	ug/m3	ND	07/21/04	WSD	2.5			
1,3,5-Trimethylbenzene	ug/m3	ND	07/21/04	WSD	2.5			
Vinyl Chloride	ug/m3	ND	07/21/04	WSD	1.3			
m/p-Xylene	ug/m3	7.0	07/21/04	WSD	2.2			
o-Xylene	ug/m3	2.6	07/21/04	WSD	2.2			

Analytical Method:
EPA TO-14A
SAMPLES ARE TAKEN IN SUMMA CANISTERS AND ANALYZED BY GAS CHROMATOGRAPHY WITH MASS SPECTROMETRY DETECTION. (GC/MS)

RL = Reporting Limit
ND = Not Detected
NM = Not Measured

SPEC LIMIT = a client specified recommended or regulatory level for comparison with data to determine PASS (P) or FAIL (F) condition of results.

* = See end of report for comments and notes applying to this sample

con-test®
ANALYTICAL LABORATORY
39 Spruce Street * 2nd Floor * East Longmeadow, MA 01028 * FAX 413/525-6405 * TEL. 413/525-2332

MICHAEL SHERWOOD
CHEMTECH
284 SHEFFIELD STREET
MOUNTAINSIDE, NJ 07092

7/22/2004

Purchase Order No.:

Project Location: NYCSCA ADAMS BRUSH
Date Received: 7/16/2004
Field Sample # : 11

LIMS-BAT #: LIMS-80507
Job Number: 842150

Sample ID : 04B21061

Sampled : 7/11/2004
B-11 (21-22)*

Sample Matrix: AIR

	Units	Results	Date Analyzed	Analyst	RL	SPEC Limit Lo	SPEC Limit Hi	P/ F
Benzene	ug/m3	ND	07/22/04	WSD	1.6			
Bromomethane	ug/m3	ND	07/22/04	WSD	1.9			
Carbon Tetrachloride	ug/m3	ND	07/22/04	WSD	3.1			
Chlorobenzene	ug/m3	ND	07/22/04	WSD	2.3			
Chloroethane	ug/m3	ND	07/22/04	WSD	1.3			
Chloroform	ug/m3	173.	07/22/04	WSD	2.4			
Chloromethane	ug/m3	ND	07/22/04	WSD	1.0			
1,2-Dibromoethane	ug/m3	ND	07/22/04	WSD	3.8			
1,2-Dichlorobenzene	ug/m3	ND	07/22/04	WSD	3.0			
1,3-Dichlorobenzene	ug/m3	ND	07/22/04	WSD	3.0			
1,4-Dichlorobenzene	ug/m3	ND	07/22/04	WSD	3.0			
Dichlorodifluoromethane	ug/m3	ND	07/22/04	WSD	2.5			
1,1-Dichloroethane	ug/m3	ND	07/22/04	WSD	2.0			
1,2-Dichloroethane	ug/m3	ND	07/22/04	WSD	2.0			
1,1-Dichloroethylene	ug/m3	ND	07/22/04	WSD	2.0			
cis-1,2-Dichloroethylene	ug/m3	ND	07/22/04	WSD	2.0			
1,2-Dichloropropane	ug/m3	ND	07/22/04	WSD	2.3			
cis-1,3-Dichloropropene	ug/m3	ND	07/22/04	WSD	2.3			
trans-1,3-Dichloropropene	ug/m3	ND	07/22/04	WSD	2.3			
1,2-Dichlorotetrafluoroethane (114)	ug/m3	ND	07/22/04	WSD	3.5			
Ethylbenzene	ug/m3	ND	07/22/04	WSD	2.2			
Hexachlorobutadiene	ug/m3	ND	07/22/04	WSD	5.3			
Methylene Chloride	ug/m3	ND	07/22/04	WSD	1.7			
Styrene	ug/m3	ND	07/22/04	WSD	2.1			
1,1,2,2-Tetrachloroethane	ug/m3	ND	07/22/04	WSD	3.4			
Tetrachloroethylene	ug/m3	658.	07/22/04	WSD	3.4			
Toluene	ug/m3	5.6	07/22/04	WSD	1.9			
1,2,4-Trichlorobenzene	ug/m3	ND	07/22/04	WSD	3.7			
1,1,1-Trichloroethane	ug/m3	ND	07/22/04	WSD	2.7			
1,1,2-Trichloroethane	ug/m3	ND	07/22/04	WSD	2.7			

RL = Reporting Limit

ND = Not Detected

NM = Not Measured

SPEC LIMIT = a client specified recommended or regulatory level for comparison with data to determine PASS (P) or FAIL (F) condition of results.

* = See end of report for comments and notes applying to this sample

con-test®
ANALYTICAL LABORATORY

39 Spruce Street * 2nd Floor * East Longmeadow, MA 01028 * FAX 413/525-6405 * TEL. 413/525-2332

MICHAEL SHERWOOD
CHEMTECH
284 SHEFFIELD STREET
MOUNTAINSIDE, NJ 07092

7/22/2004

Purchase Order No.:

Project Location: NYCSCA ADAMS BRUSH
Date Received: 7/16/2004
Field Sample # : 11

LIMS-BAT #: LIMS-80507
Job Number: 842150

Sample ID : 04B21061 Sampled : 7/11/2004
B-11 (21-22)*

Sample Matrix: AIR

	Units	Results	Date Analyzed	Analyst	RL	SPEC Limit Lo	SPEC Limit Hi	P/ F
Trichloroethylene	ug/m3	11.9	07/22/04	WSD	2.7			
Trichlorofluoromethane	ug/m3	ND	07/22/04	WSD	2.8			
1,1,2-Trichloro-1,2,2-Trifluoroethane	ug/m3	ND	07/22/04	WSD	3.8			
1,2,4-Trimethylbenzene	ug/m3	9.1	07/22/04	WSD	2.5			
1,3,5-Trimethylbenzene	ug/m3	ND	07/22/04	WSD	2.5			
Vinyl Chloride	ug/m3	ND	07/22/04	WSD	1.3			
m/p-Xylene	ug/m3	7.7	07/22/04	WSD	2.2			
o-Xylene	ug/m3	2.9	07/22/04	WSD	2.2			

Analytical Method:
EPA TO-14A
SAMPLES ARE TAKEN IN SUMMA CANISTERS AND ANALYZED BY GAS CHROMATOGRAPHY WITH MASS SPECTROMETRY DETECTION. (GC/MS)

RL = Reporting Limit

ND = Not Detected

NM = Not Measured

SPEC LIMIT = a client specified recommended or regulatory level for comparison with data to determine PASS (P) or FAIL (F) condition of results.

* = See end of report for comments and notes applying to this sample

con-test®
ANALYTICAL LABORATORY
39 Spruce Street * 2nd Floor * East Longmeadow, MA 01028 * FAX 413/525-6405 * TEL. 413/525-2332

MICHAEL SHERWOOD
CHEMTECH
284 SHEFFIELD STREET
MOUNTAINSIDE, NJ 07092

7/22/2004

Purchase Order No.:

Project Location: NYCSCA ADAMS BRUSH
Date Received: 7/16/2004
Field Sample # : 12

LIMS-BAT #: LIMS-80507
Job Number: 842150

Sample ID : 04B21062
Sampled : 7/11/2004
B-12 (21-22)*

Sample Matrix: AIR

	Units	Results	Date Analyzed	Analyst	RL	SPEC Limit Lo	SPEC Limit Hi	P/ F
Benzene	ug/m3	ND	07/22/04	WSD	1.6			
Bromomethane	ug/m3	ND	07/22/04	WSD	1.9			
Carbon Tetrachloride	ug/m3	ND	07/22/04	WSD	3.1			
Chlorobenzene	ug/m3	ND	07/22/04	WSD	2.3			
Chloroethane	ug/m3	ND	07/22/04	WSD	1.3			
Chloroform	ug/m3	37.2	07/22/04	WSD	2.4			
Chloromethane	ug/m3	ND	07/22/04	WSD	1.0			
1,2-Dibromoethane	ug/m3	ND	07/22/04	WSD	3.8			
1,2-Dichlorobenzene	ug/m3	ND	07/22/04	WSD	3.0			
1,3-Dichlorobenzene	ug/m3	ND	07/22/04	WSD	3.0			
1,4-Dichlorobenzene	ug/m3	ND	07/22/04	WSD	3.0			
Dichlorodifluoromethane	ug/m3	ND	07/22/04	WSD	2.5			
1,1-Dichloroethane	ug/m3	ND	07/22/04	WSD	2.0			
1,2-Dichloroethane	ug/m3	ND	07/22/04	WSD	2.0			
1,1-Dichloroethylene	ug/m3	ND	07/22/04	WSD	2.0			
cis-1,2-Dichloroethylene	ug/m3	ND	07/22/04	WSD	2.0			
1,2-Dichloropropane	ug/m3	ND	07/22/04	WSD	2.3			
cis-1,3-Dichloropropene	ug/m3	ND	07/22/04	WSD	2.3			
trans-1,3-Dichloropropene	ug/m3	ND	07/22/04	WSD	2.3			
1,2-Dichlorotetrafluoroethane (114)	ug/m3	ND	07/22/04	WSD	3.5			
Ethylbenzene	ug/m3	ND	07/22/04	WSD	2.2			
Hexachlorobutadiene	ug/m3	ND	07/22/04	WSD	5.3			
Methylene Chloride	ug/m3	ND	07/22/04	WSD	1.7			
Styrene	ug/m3	ND	07/22/04	WSD	2.1			
1,1,2,2-Tetrachloroethane	ug/m3	ND	07/22/04	WSD	3.4			
Tetrachloroethylene	ug/m3	414.	07/22/04	WSD	3.4			
Toluene	ug/m3	6.3	07/22/04	WSD	1.9			
1,2,4-Trichlorobenzene	ug/m3	ND	07/22/04	WSD	3.7			
1,1,1-Trichloroethane	ug/m3	ND	07/22/04	WSD	2.7			
1,1,2-Trichloroethane	ug/m3	ND	07/22/04	WSD	2.7			

RL = Reporting Limit

ND = Not Detected

NM = Not Measured

SPEC LIMIT = a client specified recommended or regulatory level for comparison with data to determine PASS (P) or FAIL (F) condition of results.

* = See end of report for comments and notes applying to this sample

con-test®
ANALYTICAL LABORATORY
39 Spruce Street * 2nd Floor * East Longmeadow, MA 01028 * FAX 413/525-6405 * TEL. 413/525-2332

MICHAEL SHERWOOD
CHEMTECH
284 SHEFFIELD STREET
MOUNTAINSIDE, NJ 07092

7/22/2004

Purchase Order No.:

Project Location: NYCSCA ADAMS BRUSH
Date Received: 7/16/2004
Field Sample # : **12**

LIMS-BAT #: LIMS-80507
Job Number: 842150

Sample ID : **04B21062**
Sampled : 7/11/2004
B-12 (21-22)*

Sample Matrix: AIR

	Units	Results	Date Analyzed	Analyst	RL	SPEC Limit Lo	SPEC Limit Hi	P/ F
Trichloroethylene	ug/m3	7.0	07/22/04	WSD	2.7			
Trichlorofluoromethane	ug/m3	ND	07/22/04	WSD	2.8			
1,1,2-Trichloro-1,2,2-Trifluoroethane	ug/m3	ND	07/22/04	WSD	3.8			
1,2,4-Trimethylbenzene	ug/m3	5.9	07/22/04	WSD	2.5			
1,3,5-Trimethylbenzene	ug/m3	ND	07/22/04	WSD	2.5			
Vinyl Chloride	ug/m3	ND	07/22/04	WSD	1.3			
m/p-Xylene	ug/m3	5.9	07/22/04	WSD	2.2			
o-Xylene	ug/m3	ND	07/22/04	WSD	2.2			

Analytical Method:
EPA TO-14A
SAMPLES ARE TAKEN IN SUMMA CANISTERS AND ANALYZED BY GAS CHROMATOGRAPHY WITH MASS SPECTROMETRY DETECTION. (GC/MS)

RL = Reporting Limit
ND = Not Detected
NM = Not Measured

SPEC LIMIT = a client specified recommended or regulatory level for comparison with data to determine PASS (P) or FAIL (F) condition of results.

* = See end of report for comments and notes applying to this sample

con-test®
ANALYTICAL LABORATORY
39 Spruce Street ° 2nd Floor ° East Longmeadow, MA 01028 ° FAX 413/525-6405 ° TEL. 413/525-2332

MICHAEL SHERWOOD
CHEMTECH
284 SHEFFIELD STREET
MOUNTAINSIDE, NJ 07092

7/22/2004

Purchase Order No.:

Project Location: NYCSCA ADAMS BRUSH
Date Received: 7/16/2004

LIMS-BAT #: LIMS-80507
Job Number: 842150

** END OF REPORT **

RL = Reporting Limit

ND = Not Detected

NM = Not Measured

* = See end of report for comments and notes applying to this sample

SPEC LIMIT = a client specified recommended or regulatory level for comparison with data to determine PASS (P) or FAIL (F) condition of results.

con-test
ANALYTICAL LABORATORY
39 Spruce Street * 2nd Floor * East Longmeadow, MA 01028 * FAX 413/525-6405 * TEL. 413/525-2332

QC SUMMARY REPORT

SAMPLE QC: Sample Results with Duplicates
Sample Matrix Spikes and Matrix Spike Duplicates

BATCH QC: Lab fortified Blanks and Duplicates
Standard Reference Materials and Duplicates
Method Blanks

Report Date: 7/22/2004 Lims Bat # : LIMS-80507

QC Batch Number: BATCH-6969

Sample Id	Analysis	QC Analysis	Values	Units	Limits
04B21051					
	Benzene	Sample Amount	4.4	ug/m3	
		Duplicate Value	4.8	ug/m3	
		Duplicate RPD	7.6	%	
	Chloroform	Sample Amount	58.1	ug/m3	
		Duplicate Value	56.8	ug/m3	
		Duplicate RPD	2.3	%	
	1,4-Dichlorobenzene	Sample Amount	3.9	ug/m3	
		Duplicate Value	4.2	ug/m3	
		Duplicate RPD	7.4	%	
	Ethylbenzene	Sample Amount	5.0	ug/m3	
		Duplicate Value	4.8	ug/m3	
		Duplicate RPD	5.3	%	
	Tetrachloroethylene	Sample Amount	10307.4	ug/m3	
		Duplicate Value	10849.9	ug/m3	
		Duplicate RPD	5.1	%	
	Toluene	Sample Amount	24.2	ug/m3	
		Duplicate Value	23.3	ug/m3	
		Duplicate RPD	4.0	%	
	1,1,1-Trichloroethane	Sample Amount	4.9	ug/m3	
		Duplicate Value	4.4	ug/m3	
		Duplicate RPD	9.4	%	
	Trichloroethylene	Sample Amount	53.5	ug/m3	
		Duplicate Value	52.4	ug/m3	
		Duplicate RPD	2.1	%	
	o-Xylene	Sample Amount	4.9	ug/m3	
		Duplicate Value	4.7	ug/m3	
		Duplicate RPD	3.6	%	
	m/p-Xylene	Sample Amount	17.1	ug/m3	
		Duplicate Value	17.4	ug/m3	
		Duplicate RPD	1.8	%	
	1,2,4-Trimethylbenzene	Sample Amount	7.8	ug/m3	
		Duplicate Value	7.9	ug/m3	
		Duplicate RPD	0.6	%	
	4-Bromofluorobenzene	Surrogate Recovery	106.2	%	70-130
04B21052					
	4-Bromofluorobenzene	Surrogate Recovery	109.1	%	70-130
04B21053					
	4-Bromofluorobenzene	Surrogate Recovery	104.1	%	70-130
04B21054					
	4-Bromofluorobenzene	Surrogate Recovery	100.6	%	70-130
04B21055					
	4-Bromofluorobenzene	Surrogate Recovery	101.5	%	70-130
04B21056					

con-test®
ANALYTICAL LABORATORY
39 Spruce Street ° 2nd Floor ° East Longmeadow, MA 01028 ° FAX 413/525-6405 ° TEL. 413/525-2332

QC SUMMARY REPORT

SAMPLE QC: Sample Results with Duplicates
Sample Matrix Spikes and Matrix Spike Duplicates

BATCH QC: Lab fortified Blanks and Duplicates
Standard Reference Materials and Duplicates
Method Blanks

Report Date: 7/22/2004 Lims Bat # : LIMS-80507

QC Batch Number: BATCH-6969

Sample Id	Analysis	QC Analysis	Values	Units	Limits
04B21056					
	4-Bromofluorobenzene	Surrogate Recovery	108.5	%	70-130
04B21057					
	4-Bromofluorobenzene	Surrogate Recovery	99.0	%	70-130
04B21058					
	4-Bromofluorobenzene	Surrogate Recovery	100.5	%	70-130
04B21059					
	4-Bromofluorobenzene	Surrogate Recovery	99.0	%	70-130
04B21060					
	4-Bromofluorobenzene	Surrogate Recovery	100.8	%	70-130
04B21061					
	4-Bromofluorobenzene	Surrogate Recovery	97.5	%	70-130
04B21062					
	4-Bromofluorobenzene	Surrogate Recovery	98.9	%	70-130
BLANK-62439					
	Benzene	Blank	<1.6	ug/m3	
	Carbon Tetrachloride	Blank	<3.1	ug/m3	
	Chloroform	Blank	<2.4	ug/m3	
	1,2-Dichloroethane	Blank	<2.0	ug/m3	
	1,4-Dichlorobenzene	Blank	<3.0	ug/m3	
	Ethylbenzene	Blank	<2.2	ug/m3	
	Styrene	Blank	<2.1	ug/m3	
	Tetrachloroethylene	Blank	<3.4	ug/m3	
	Toluene	Blank	<1.9	ug/m3	
	1,1,1-Trichloroethane	Blank	<2.7	ug/m3	
	Trichloroethylene	Blank	<2.7	ug/m3	
	1,1,2-Trichloro-1,2,2-Trifluoroethane	Blank	<3.8	ug/m3	
	Trichlorofluoromethane	Blank	<2.8	ug/m3	
	o-Xylene	Blank	<2.2	ug/m3	
	m/p-Xylene	Blank	<2.2	ug/m3	
	1,2-Dichlorobenzene	Blank	<3.0	ug/m3	
	1,3-Dichlorobenzene	Blank	<3.0	ug/m3	
	1,1-Dichloroethane	Blank	<2.0	ug/m3	
	1,1-Dichloroethylene	Blank	<2.0	ug/m3	
	Vinyl Chloride	Blank	<1.3	ug/m3	
	Methylene Chloride	Blank	<1.7	ug/m3	
	Chlorobenzene	Blank	<2.3	ug/m3	
	Chloromethane	Blank	<1.0	ug/m3	
	Bromomethane	Blank	<1.9	ug/m3	
	Chloroethane	Blank	<1.3	ug/m3	
	cis-1,3-Dichloropropene	Blank	<2.3	ug/m3	
	trans-1,3-Dichloropropene	Blank	<2.3	ug/m3	
	1,1,2-Trichloroethane	Blank	<2.7	ug/m3	
	1,1,2,2-Tetrachloroethane	Blank	<3.4	ug/m3	

con-test®
ANALYTICAL LABORATORY

39 Spruce Street * 2nd Floor * East Longmeadow, MA 01028 * FAX 413/525-6405 * TEL. 413/525-2332

QC SUMMARY REPORT

SAMPLE QC: Sample Results with Duplicates
Sample Matrix Spikes and Matrix Spike Duplicates

BATCH QC: Lab fortified Blanks and Duplicates
Standard Reference Materials and Duplicates
Method Blanks

Report Date: 7/22/2004 Lims Bat # : LIMS-80507

QC Batch Number: BATCH-6969

Sample Id	Analysis	QC Analysis	Values	Units	Limits
BLANK-62439					
	Hexachlorobutadiene	Blank	<5.3	ug/m3	
	1,2,4-Trichlorobenzene	Blank	<3.7	ug/m3	
	1,2,4-Trimethylbenzene	Blank	<2.5	ug/m3	
	1,3,5-Trimethylbenzene	Blank	<2.5	ug/m3	
	cis-1,2-Dichloroethylene	Blank	<2.0	ug/m3	
	1,2-Dichloropropane	Blank	<2.3	ug/m3	
	Dichlorodifluoromethane	Blank	<2.5	ug/m3	
	1,2-Dibromoethane	Blank	<3.8	ug/m3	
	1,2-Dichlorotetrafluoroethane (114)	Blank	<3.5	ug/m3	

con-test®
ANALYTICAL LABORATORY

39 Spruce Street * 2nd Floor * East Longmeadow, MA 01028 * FAX 413/525-6405 * TEL. 413/525-2332

QC SUMMARY REPORT

SAMPLE QC: Sample Results with Duplicates
Sample Matrix Spikes and Matrix Spike Duplicates

BATCH QC: Lab fortified Blanks and Duplicates
Standard Reference Materials and Duplicates
Method Blanks

QUALITY CONTROL DEFINITIONS AND ABBREVIATIONS

QC BATCH NUMBER	This is the number assigned to all samples analyzed together that would be subject to comparison with a particular set of Quality Control Data.
LIMITS	Upper and Lower Control Limits for the QC ANALYSIS Reported. All values normally would fall within these statistically determined limits, unless there is an unusual circumstance that would be documented in a NOTE appearing on the last page of the QC SUMMARY REPORT. Not all QC results will have Limits defined.
Sample Amount	Amount of analyte found in a sample.
Blank	Method Blank that has been taken though all the steps of the analysis.
LFBLANK	Laboratory Fortified Blank (a control sample)
STDADD	Standard Added (a laboratory control sample)
Matrix Spk Amt Added	Amount of analyte spiked into a sample
MS Amt Measured	Amount of analyte found including amount that was spiked
Matrix Spike % Rec.	% Recovery of spiked amount in sample.
Duplicate Value	The result from the Duplicate analysis of the sample.
Duplicate RPD	The Relative Percent Difference between two Duplicate Analyses.
Surrogate Recovery	The % Recovery for non-environmental compounds (surrogates) spiked into samples to determine the performance of the analytical methods.
Sur. Recovery (ELCD)	Surrogate Recovery on the Electrolytic Conductivity Detector.
Sur. Recovery (PID)	Surrogate Recovery on the Photoionization Detector.
Standard Measured	Amount measured for a laboratory control sample
Standard Amt Added	Known value for a laboratory control sample
Standard % Recovery	% recovered for a laboratory control sample with a known value.
Lab Fort Blank Amt	Laboratory Fortified Blank Amount Added
Lab Fort Blk. Found	Laboratory Fortified Blank Amount Found
Lab Fort Blk % Rec	Laboratory Fortified Blank % Recovered
Dup Lab Fort Bl Amt	Duplicate Laboratory Fortified Blank Amount Added
Dup Lab Fort Bl Fnd	Duplicate Laboratory Fortified Blank Amount Found
Dup Lab Fort Bl % Rec	Duplicate Laboratory Fortified Blank % Recovery
Lab Fort Blank Range	Laboratory Fortified Blank Range (Absolute value of difference between recoveries for Lab Fortified Blank and Lab Fortified Blank Duplicate).
Lab Fort Bl. Av. Rec.	Laboratory Fortified Blank Average Recovery
Duplicate Sample Amt	Sample Value for Duplicate used with Matrix Spike Duplicate
MSD Amount Added	Matrix Spike Duplicate Amount Added (Spiked)
MSD Amt Measured	Matrix Spike Duplicate Amount Measured
MSD % Recovery	Matrix Spike Duplicate % Recovery
MSD Range	Absolute difference between Matrix Spike and Matrix Spike Duplicate Recoveries

con-test® ANALYTICAL LABORATORY

Phone: 413-525-2332
Fax: 413-525-6405
Email: info@contestlabs.com
www.contestlabs.com

CHAIN OF CUSTODY RECORD

39 SPRUCE ST, 2ND FLOOR
EAST LONGMEADOW, MA 01028

Page ____ of ____

LIMS-80507

ompany Name: Shaw E & I, Inc.
ddress: 92 North Avenue, Suite 202
New Rochelle, NY 10801
ttention: Michael Sherwood
roject Location: NYCSCA Adams Brush
ampled By: Michael Sherwood

Telephone: (914) 633-9324
Project # 842150
Client PO #

DATA DELIVERY (check one):
☐ FAX ☒ EMAIL ☐ WEBSITE CLIENT
Fax #:
Email: Michael.Sherwood@shawgrp.com
Format: ☒ EXCEL or ☒ PDF ☐ GIS KEY

roposal Provided? (For Billing purposes) ☒ yes 6/25/04 - Chemtech proposal date

State Form Required? ☐ yes ☐ no

ield ID	Sample Description	Lab # 04B	Date Sampled Start Date/Time	Date Sampled Stop Date/Time	Composite	Grab	*Matrix Code	TO-14											# of containers / **Preservation / ~Cont.Code
								1											
								S											
1	B-1 (20-22) *	21051	7/10/04 1019	7/10/04 1119	X		A	X											
2	B-2 (21-22)	21052	7/10/04 1111	7/10/04 1211	X		A	X											
3	B-3 (21-22)	21053	7/10/04 1214	7/10/04 1314	X		A	X											
4	B-4 (21-22)	21054	7/10/04 1245	7/10/04 1345	X		A	X											
5	B-5 (21-22)	21055	7/10/04 1332	7/10/04 1432	X		A	X											
6	B-6 (21-22)	21056	7/10/04 1421	7/10/04 1518	X		A	X											
7	B-7 (21-22)	21057	7/10/04 1516	7/10/04 1621	X		A	X											
8	B-8 (21-22)	21058	7/11/04 0815	7/11/04 0911	X		A	X											
9	B-9 (21-22)	21059	7/11/04 0842	7/11/04 0942	X		A	X											
10	B-10 (21-22)	21060	7/11/04 0918	7/11/04 1018	X		A	X											

ANALYSIS REQUESTED

~Cont. Code:
A=amber glass
G=glass
P=plastic
ST=sterile
V=vial
S=summa can
T=tedlar bag
O=Other

Comments:
* Please perform lab replicate on sample B-1 (20-22)

elinquished by: (signature) [signature] Date/Time: 7/12/04 / 11:30
eceived by: (signature) Meghan E Kelley Date/Time: 7/16/04 11:45
elinquished by: (signature) Impulse Date/Time: 7/12/04 18:15
ecei gnature) Sunny Patel Date/Time: 7/12/04 18:15

Turnaround **
☒ *5-Day
☐ 7-Day
☐ 10-Day
RUSH *
☐ *24-Hr ☐ *48-Hr
☐ *72-Hr ☐ *4-Day
* Require lab approval

Detection Limit Requirements
Regulations?
Data Enhancement Project? ☐ Y ☐ N
(MA MCP sites only)
Special Requirements or DL's: < 10 ug/m3

***Matrix Code:**
GW= groundwater
WW= wastewater
DW= drinking water
A = air
S = soil/solid
SL = sludge
O = other

****Preservation Codes:**
I = Iced
X = Na hydroxide
H = HCL
T = Na thiosulfate
M = Methanol
N = Nitric Acid
S = Sulfuric Acid
B = Sodium bisulfate
O = Other

**Turnaround time begins at 9:00 a.m. the day after sample receipt (unless received before 2:00 p.m.)

Con-Test Laboratory is the ONLY independent laboratory in all of New England with both prestigious AIHA and NELAC Certifications and WBE/DBE Certified!

CHAIN OF CUSTODY RECORD

con-test® ANALYTICAL LABORATORY
Phone: 413-525-2332
Fax: 413-525-6405
Email: info@contestlabs.com
www.contestlabs.com
39 SPRUCE ST, 2ND FLOOR
EAST LONGMEADOW, MA 01028

Company Name: Shaw E & I, Inc.
Address: 92 North Avenue, Suite 202
New Rochelle, NY 10801
Attention: Michael Sherwood
Project Location: NYCSCA Adams Brush
Sampled By: Michael Sherwood

Telephone: (914) 633-9324
Project # 842150
Client PO # ____

DATA DELIVERY (check one):
☐ FAX ☒ EMAIL ☐ WEBSITE CLIENT
Fax # : ____
Email: Michael.Sherwood@shawgr.com
Format: ☒ EXCEL or ☒ PDF ☐ GIS KEY

Proposal Provided? (For Billing purposes) ☒ yes 6/25/04 - Chemtech proposal date
State Form Required? ☐ yes ☐ no

Field ID	Sample Description	Lab #	Date Sampled Start Date/Time	Date Sampled Stop Date/Time	Comp-osite	Grab	*Matrix Code	# of containers	**Preservation	~Cont.Code
								1		
								S		
11	B-11 (21-22)'	21061	7/11/04 0948	7/11/04 0948	X		A	X		
12	B-12 (21-22)'	21062	7/11/04 1027	7/11/04 1127	X		A	X		

TO-14

ANALYSIS REQUESTED

~Cont. Code: A=amber glass, G=glass, P=plastic, ST=sterile, V=vial, S=summa can, T=tedlar bag, O=Other

Comments:

Relinquished by: (signature) Michael R. Sherwood — Date/Time: 7/12/04 11:30
Received by: (signature) Meghan E Kelley — Date/Time: 7/12/04 11:45
Relinquished by: (signature) Impulse — Date/Time: 7/12/04 18:15
Received by: (signature) Sunny Patel — Date/Time: 7/12/04 18:15

Turnaround **
☒ *5-Day
☐ 7-Day
☐ 10-Day
RUSH *
☐ *24-Hr ☐ *48-Hr
☐ *72-Hr ☐ *4-Day
* Require lab approval

Detection Limit Requirements
Regulations? ____
Data Enhancement Project? ☐ Y ☐ N
(MA MCP sites only)
Special Requirements or DL's: < 10 ug/M3

***Matrix Code:**
GW= groundwater
WW= wastewater
DW= drinking water
A = air
S = soil/solid
SL = sludge
O = other____

****Preservation Codes:**
I = Iced
H = HCL
M = Methanol
N = Nitric Acid
S = Sulfuric Acid
B = Sodium bisulfate
X = Na hydroxide
T = Na thiosulfate
O = Other____

****Turnaround time begins at 9:00 a.m. the day after sample receipt (unless received before 2:00 p.m.)**

Con-Test Laboratory is the ONLY independent laboratory in all of New England with both prestigious AIHA and NELAC Certifications and WBE/DBE Certified!

CHEMTECH

284 Sheffield Street Mountainside NJ 07092
Tel: 908-789-8900

END OF ANALYTICAL RESULTS

Previous **CHEMTECH** Next

Order ID:	S3541	Order Date:	7/13/2004 11:49:24 AM	Project Mgr:	kurt
Client:	Shaw E & I, Inc.	Project:	NYC Adams Brush	Report:	NYS ASP B
Contact:	Mike Sherwood	Last Sample Receive Date:	7/12/2004 6:15:00 PM	EDD:	EXCEL NOCLEANUP
ClientID:	SHAW12	SignOff Date:	7/13/2004 6:42:51 PM		

Lab ID	Client ID	Matrix	Sample Date	Test	Test Group	Method	Priority	FAX	HCopy
S3541-01	B-1(33-35)	Solid	7/10/2004 9:30:00 AM						
				Cyanide		9012	5 Bus. Days	7/19/04 6:15:00 PM	7/26/04 6:15:00 PM
				Mercury	METALS-TAL	7471	5 Bus. Days	7/19/04 6:15:00 PM	7/26/04 6:15:00 PM
				Metals ICP-TAL	METALS-TAL	6010	5 Bus. Days	7/19/04 6:15:00 PM	7/26/04 6:15:00 PM
				Percent Solids		Chemtech - SOP	5 Bus. Days	7/19/04 6:15:00 PM	7/26/04 6:15:00 PM
				SVOC-Chemtech Full - 25		8270	5 Bus. Days	7/19/04 6:15:00 PM	7/26/04 6:15:00 PM
				VOC-Chemtech Full -15		8260	5 Bus. Days	7/19/04 6:15:00 PM	7/26/04 6:15:00 PM
S3541-02	B-2(28-32)	Solid	7/10/2004 10:35:00 AM						
				Cyanide		9012	5 Bus. Days	7/19/04 6:15:00 PM	7/26/04 6:15:00 PM
				Mercury	METALS-TAL	7471	5 Bus. Days	7/19/04 6:15:00 PM	7/26/04 6:15:00 PM
				Metals ICP-TAL	METALS-TAL	6010	5 Bus. Days	7/19/04 6:15:00 PM	7/26/04 6:15:00 PM
				Percent Solids		Chemtech - SOP	5 Bus. Days	7/19/04 6:15:00 PM	7/26/04 6:15:00 PM
				SVOC-Chemtech Full - 25		8270	5 Bus. Days	7/19/04 6:15:00 PM	7/26/04 6:15:00 PM
				VOC-Chemtech Full -15		8260	5 Bus. Days	7/19/04 6:15:00 PM	7/26/04 6:15:00 PM
S3541-03	B-3(28-33)	Solid	7/10/2004 11:40:00 AM						
				Cyanide		9012	5 Bus.	7/19/04 6:15:00 PM	7/26/04 6:15:00 PM

							Days		
				Mercury	METALS-TAL	7471	5 Bus. Days	7/19/04 6:15:00 PM	7/26/04 6:15:00 PM
				Metals ICP-TAL	METALS-TAL	6010	5 Bus. Days	7/19/04 6:15:00 PM	7/26/04 6:15:00 PM
				Percent Solids		Chemtech - SOP	5 Bus. Days	7/19/04 6:15:00 PM	7/26/04 6:15:00 PM
				SVOC-Chemtech Full - 25		8270	5 Bus. Days	7/19/04 6:15:00 PM	7/26/04 6:15:00 PM
				VOC-Chemtech Full -15		8260	5 Bus. Days	7/19/04 6:15:00 PM	7/26/04 6:15:00 PM
S3541-04	B-4(28-32)	Solid	7/10/2004 12:37:00 PM						
				Cyanide		9012	5 Bus. Days	7/19/04 6:15:00 PM	7/26/04 6:15:00 PM
				Mercury	METALS-TAL	7471	5 Bus. Days	7/19/04 6:15:00 PM	7/26/04 6:15:00 PM
				Metals ICP-TAL	METALS-TAL	6010	5 Bus. Days	7/19/04 6:15:00 PM	7/26/04 6:15:00 PM
				Percent Solids		Chemtech - SOP	5 Bus. Days	7/19/04 6:15:00 PM	7/26/04 6:15:00 PM
				SVOC-Chemtech Full - 25		8270	5 Bus. Days	7/19/04 6:15:00 PM	7/26/04 6:15:00 PM
				VOC-Chemtech Full -15		8260	5 Bus. Days	7/19/04 6:15:00 PM	7/26/04 6:15:00 PM
S3541-05	B-5(23-28)MS	Solid	7/10/2004 12:57:00 PM						
				Cyanide		9012	5 Bus. Days	7/19/04 6:15:00 PM	7/26/04 6:15:00 PM
				Mercury	METALS-TAL	7471	5 Bus. Days	7/19/04 6:15:00 PM	7/26/04 6:15:00 PM
				Metals ICP-TAL	METALS-TAL	6010	5 Bus. Days	7/19/04 6:15:00 PM	7/26/04 6:15:00 PM
				Percent Solids		Chemtech - SOP	5 Bus. Days	7/19/04 6:15:00 PM	7/26/04 6:15:00 PM
				SVOC-Chemtech Full - 25		8270	5 Bus. Days	7/19/04 6:15:00 PM	7/26/04 6:15:00 PM
				VOC-Chemtech Full -15		8260	5 Bus. Days	7/19/04 6:15:00 PM	7/26/04 6:15:00 PM
S3541-	B-5(23-28)	Solid	7/10/2004 12:57:00 PM						

06	MSD									
				Cyanide		9012	5 Bus. Days	7/19/04 6:15:00 PM	7/26/04 6:15:00 PM
				Mercury	METALS-TAL	7471	5 Bus. Days	7/19/04 6:15:00 PM	7/26/04 6:15:00 PM
				Metals ICP-TAL	METALS-TAL	6010	5 Bus. Days	7/19/04 6:15:00 PM	7/26/04 6:15:00 PM
				Percent Solids		Chemtech - SOP	5 Bus. Days	7/19/04 6:15:00 PM	7/26/04 6:15:00 PM
				SVOC-Chemtech Full - 25		8270	5 Bus. Days	7/19/04 6:15:00 PM	7/26/04 6:15:00 PM
				VOC-Chemtech Full -15		8260	5 Bus. Days	7/19/04 6:15:00 PM	7/26/04 6:15:00 PM
S3541-07	B-5(28-33)	Solid	7/10/2004 1:05:00 PM						
				Cyanide		9012	5 Bus. Days	7/19/04 6:15:00 PM	7/26/04 6:15:00 PM
				Mercury	METALS-TAL	7471	5 Bus. Days	7/19/04 6:15:00 PM	7/26/04 6:15:00 PM
				Metals ICP-TAL	METALS-TAL	6010	5 Bus. Days	7/19/04 6:15:00 PM	7/26/04 6:15:00 PM
				Percent Solids		Chemtech - SOP	5 Bus. Days	7/19/04 6:15:00 PM	7/26/04 6:15:00 PM
				SVOC-Chemtech Full - 25		8270	5 Bus. Days	7/19/04 6:15:00 PM	7/26/04 6:15:00 PM
				VOC-Chemtech Full -15		8260	5 Bus. Days	7/19/04 6:15:00 PM	7/26/04 6:15:00 PM
S3541-08	B-6(28-33)	Solid	7/10/2004 2:12:00 PM						
				Cyanide		9012	5 Bus. Days	7/19/04 6:15:00 PM	7/26/04 6:15:00 PM
				Mercury	METALS-TAL	7471	5 Bus. Days	7/19/04 6:15:00 PM	7/26/04 6:15:00 PM
				Metals ICP-TAL	METALS-TAL	6010	5 Bus. Days	7/19/04 6:15:00 PM	7/26/04 6:15:00 PM
				Percent Solids		Chemtech - SOP	5 Bus. Days	7/19/04 6:15:00 PM	7/26/04 6:15:00 PM
				SVOC-Chemtech Full - 25		8270	5 Bus. Days	7/19/04 6:15:00 PM	7/26/04 6:15:00 PM
				VOC-Chemtech Full -15		8260	5 Bus. Days	7/19/04 6:15:00 PM	7/26/04 6:15:00 PM

S3541-09	B-7(28-33)	Solid	7/10/2004 2:57:00 PM						
				Cyanide		9012	5 Bus. Days	7/19/04 6:15:00 PM	7/26/04 6:15:00 PM
				Mercury	METALS-TAL	7471	5 Bus. Days	7/19/04 6:15:00 PM	7/26/04 6:15:00 PM
				Metals ICP-TAL	METALS-TAL	6010	5 Bus. Days	7/19/04 6:15:00 PM	7/26/04 6:15:00 PM
				Percent Solids		Chemtech - SOP	5 Bus. Days	7/19/04 6:15:00 PM	7/26/04 6:15:00 PM
				SVOC-Chemtech Full - 25		8270	5 Bus. Days	7/19/04 6:15:00 PM	7/26/04 6:15:00 PM
				VOC-Chemtech Full -15		8260	5 Bus. Days	7/19/04 6:15:00 PM	7/26/04 6:15:00 PM
S3541-10	FIELDBLANK	Water	7/10/2004 3:05:00 PM						
				Cyanide		9012	5 Bus. Days	7/19/04 6:15:00 PM	7/26/04 6:15:00 PM
				Mercury	METALS-TAL	7470	5 Bus. Days	7/19/04 6:15:00 PM	7/26/04 6:15:00 PM
				Metals ICP-TAL	METALS-TAL	6010	5 Bus. Days	7/19/04 6:15:00 PM	7/26/04 6:15:00 PM
				SVOC-Chemtech Full - 25		8270	5 Bus. Days	7/19/04 6:15:00 PM	7/26/04 6:15:00 PM
				VOC-Chemtech Full -15		8260	5 Bus. Days	7/19/04 6:15:00 PM	7/26/04 6:15:00 PM
S3541-11	DUP071004	Solid	7/10/2004 8:00:00 AM						
				Cyanide		9012	5 Bus. Days	7/19/04 6:15:00 PM	7/26/04 6:15:00 PM
				Mercury	METALS-TAL	7471	5 Bus. Days	7/19/04 6:15:00 PM	7/26/04 6:15:00 PM
				Metals ICP-TAL	METALS-TAL	6010	5 Bus. Days	7/19/04 6:15:00 PM	7/26/04 6:15:00 PM
				Percent Solids		Chemtech - SOP	5 Bus. Days	7/19/04 6:15:00 PM	7/26/04 6:15:00 PM
				SVOC-Chemtech Full - 25		8270	5 Bus. Days	7/19/04 6:15:00 PM	7/26/04 6:15:00 PM
				VOC-Chemtech Full -15		8260	5 Bus. Days	7/19/04 6:15:00 PM	7/26/04 6:15:00 PM
S3541-									

12	B-8(28-33)	Solid	7/11/2004 8:00:00 AM						
				Cyanide		9012	5 Bus. Days	7/19/04 6:15:00 PM	7/26/04 6:15:00 PM
				Mercury	METALS-TAL	7471	5 Bus. Days	7/19/04 6:15:00 PM	7/26/04 6:15:00 PM
				Metals ICP-TAL	METALS-TAL	6010	5 Bus. Days	7/19/04 6:15:00 PM	7/26/04 6:15:00 PM
				Percent Solids		Chemtech - SOP	5 Bus. Days	7/19/04 6:15:00 PM	7/26/04 6:15:00 PM
				SVOC-Chemtech Full - 25		8270	5 Bus. Days	7/19/04 6:15:00 PM	7/26/04 6:15:00 PM
				VOC-Chemtech Full -15		8260	5 Bus. Days	7/19/04 6:15:00 PM	7/26/04 6:15:00 PM
S3541-13	B-9(28-33)	Solid	7/11/2004 8:32:00 AM						
				Cyanide		9012	5 Bus. Days	7/19/04 6:15:00 PM	7/26/04 6:15:00 PM
				Mercury	METALS-TAL	7471	5 Bus. Days	7/19/04 6:15:00 PM	7/26/04 6:15:00 PM
				Metals ICP-TAL	METALS-TAL	6010	5 Bus. Days	7/19/04 6:15:00 PM	7/26/04 6:15:00 PM
				Percent Solids		Chemtech - SOP	5 Bus. Days	7/19/04 6:15:00 PM	7/26/04 6:15:00 PM
				SVOC-Chemtech Full - 25		8270	5 Bus. Days	7/19/04 6:15:00 PM	7/26/04 6:15:00 PM
				VOC-Chemtech Full -15		8260	5 Bus. Days	7/19/04 6:15:00 PM	7/26/04 6:15:00 PM
S3541-14	B-10(28-33)	Solid	7/11/2004 9:08:00 AM						
				Cyanide		9012	5 Bus. Days	7/19/04 6:15:00 PM	7/26/04 6:15:00 PM
				Mercury	METALS-TAL	7471	5 Bus. Days	7/19/04 6:15:00 PM	7/26/04 6:15:00 PM
				Metals ICP-TAL	METALS-TAL	6010	5 Bus. Days	7/19/04 6:15:00 PM	7/26/04 6:15:00 PM
				Percent Solids		Chemtech - SOP	5 Bus. Days	7/19/04 6:15:00 PM	7/26/04 6:15:00 PM
				SVOC-Chemtech Full - 25		8270	5 Bus. Days	7/19/04 6:15:00 PM	7/26/04 6:15:00 PM
				VOC-Chemtech Full -15		8260	5 Bus. Days	7/19/04 6:15:00 PM	7/26/04 6:15:00 PM

S3541-15	B-11(28-33)	Solid	7/11/2004 9:34:00 AM							
				Cyanide		9012	5 Bus. Days	7/19/04 6:15:00 PM	7/26/04 6:15:00 PM	
				Mercury	METALS-TAL	7471	5 Bus. Days	7/19/04 6:15:00 PM	7/26/04 6:15:00 PM	
				Metals ICP-TAL	METALS-TAL	6010	5 Bus. Days	7/19/04 6:15:00 PM	7/26/04 6:15:00 PM	
				Percent Solids		Chemtech - SOP	5 Bus. Days	7/19/04 6:15:00 PM	7/26/04 6:15:00 PM	
				SVOC-Chemtech Full - 25		8270	5 Bus. Days	7/19/04 6:15:00 PM	7/26/04 6:15:00 PM	
				VOC-Chemtech Full -15		8260	5 Bus. Days	7/19/04 6:15:00 PM	7/26/04 6:15:00 PM	
S3541-16	B-12(28-33)	Solid	7/11/2004 10:12:00 AM							
				Cyanide		9012	5 Bus. Days	7/19/04 6:15:00 PM	7/26/04 6:15:00 PM	
				Mercury	METALS-TAL	7471	5 Bus. Days	7/19/04 6:15:00 PM	7/26/04 6:15:00 PM	
				Metals ICP-TAL	METALS-TAL	6010	5 Bus. Days	7/19/04 6:15:00 PM	7/26/04 6:15:00 PM	
				Percent Solids		Chemtech - SOP	5 Bus. Days	7/19/04 6:15:00 PM	7/26/04 6:15:00 PM	
				SVOC-Chemtech Full - 25		8270	5 Bus. Days	7/19/04 6:15:00 PM	7/26/04 6:15:00 PM	
				VOC-Chemtech Full -15		8260	5 Bus. Days	7/19/04 6:15:00 PM	7/26/04 6:15:00 PM	
S3541-17	FIELDBLANK	Water	7/11/2004 10:35:00 AM							
				Cyanide		9012	5 Bus. Days	7/19/04 6:15:00 PM	7/26/04 6:15:00 PM	
				Mercury	METALS-TAL	7470	5 Bus. Days	7/19/04 6:15:00 PM	7/26/04 6:15:00 PM	
				Metals ICP-TAL	METALS-TAL	6010	5 Bus. Days	7/19/04 6:15:00 PM	7/26/04 6:15:00 PM	
				SVOC-Chemtech Full - 25		8270	5 Bus. Days	7/19/04 6:15:00 PM	7/26/04 6:15:00 PM	
				VOC-Chemtech Full -15		8260	5 Bus. Days	7/19/04 6:15:00 PM	7/26/04 6:15:00 PM	
S3541-										

18	TRIPBLANK	Water	7/11/2004						
				VOC-Chemtech Full -15		8260	5 Bus. Days	7/19/04 6:15:00 PM	7/26/04 6:15:00 PM
S3541-19	B-5(23-28)	Solid	7/10/2004 12:57:00 PM						
				Cyanide		9012	5 Bus. Days	Jul 19 2004 6:15PM	Jul 26 2004 6:15PM
				Mercury	METALS-TAL	7471	5 Bus. Days	Jul 19 2004 6:15PM	Jul 26 2004 6:15PM
				Metals ICP-TAL	METALS-TAL	6010	5 Bus. Days	Jul 19 2004 6:15PM	Jul 26 2004 6:15PM
				Percent Solids		Chemtech - SOP	5 Bus. Days	Jul 19 2004 6:15PM	Jul 26 2004 6:15PM
				SVOC-Chemtech Full - 25		8270	5 Bus. Days	Jul 19 2004 6:15PM	Jul 26 2004 6:15PM
				VOC-Chemtech Full -15		8260	5 Bus. Days	Jul 19 2004 6:15PM	Jul 26 2004 6:15PM

Chemtech Consulting Group

Volatiles
SW-846

SDG No.: S3541-01

Client: Shaw E & I, Inc.

Sample ID: S3541-01 **Client ID:** B-1(33-35)

Date Collected: 7/10/2004 **Date Received:** 7/12/2004
Date Analyzed: 7/14/2004 **Matrix:** SOIL
File ID: VK071409.D **Analytical Run ID:** VK071304
Dilution: 1 **Instrument ID:** MSVOAK
Analytical Method: 8260 **Associated Blank:** VBK0714S3
Sample Wt/Vol: 5.0 **Units:** g **Soil Extract Vol:**
Soil Aliquot Vol: **% Moisture:** 7

Parameter	CAS Number	Concentration	C	RDL	MDL	Units
TARGETS						
Dichlorodifluoromethane	75-71-8	< 1.3	U	5.4	1.3	ug/Kg
Chloromethane	74-87-3	< 0.36	U	5.4	0.36	ug/Kg
Vinyl chloride	75-01-4	< 0.25	U	5.4	0.25	ug/Kg
Bromomethane	74-83-9	< 0.76	U	5.4	0.76	ug/Kg
Chloroethane	75-00-3	< 0.56	U	5.4	0.56	ug/Kg
Trichlorofluoromethane	75-69-4	< 2.6	U	5.4	2.6	ug/Kg
Tert butyl alcohol	75-65-0	< 16	U	27	16	ug/Kg
',1-Dichloroethene	75-35-4	< 0.23	U	5.4	0.23	ug/Kg
.crolein	107-02-8	< 2.5	U	27	2.5	ug/Kg
Acrylonitrile	107-13-1	< 9.2	U	27	9.2	ug/Kg
Acetone	67-64-1	< 8.0	U	27	8.0	ug/Kg
Carbon disulfide	75-15-0	< 0.11	U	5.4	0.11	ug/Kg
Methyl tert-butyl Ether	1634-04-4	< 0.25	U	5.4	0.25	ug/Kg
Methylene Chloride	75-09-2	29	B	5.4	0.73	ug/Kg
trans-1,2-Dichloroethene	156-60-5	< 0.40	U	5.4	0.40	ug/Kg
Vinyl Acetate	108-05-4	< 5.8	U	27	5.8	ug/Kg
1,1-Dichloroethane	75-34-3	< 0.38	U	5.4	0.38	ug/Kg
2-Butanone	78-93-3	< 2.4	U	27	2.4	ug/Kg
Carbon Tetrachloride	56-23-5	< 0.32	U	5.4	0.32	ug/Kg
2,2-Dichloropropane	594-20-7	< 1.1	U	5.4	1.1	ug/Kg
cis-1,2-Dichloroethene	156-59-2	< 0.38	U	5.4	0.38	ug/Kg
Bromochloromethane	74-97-5	< 0.47	U	5.4	0.47	ug/Kg
Chloroform	67-66-3	< 0.25	U	5.4	0.25	ug/Kg
1,1,1-Trichloroethane	71-55-6	< 0.29	U	5.4	0.29	ug/Kg
1,1-Dichloropropene	563-43-2	< 0.45	U	5.4	0.45	ug/Kg
Benzene	71-43-2	< 0.22	U	5.4	0.22	ug/Kg
1,2-Dichloroethane	107-06-2	< 3.3	U	5.4	3.3	ug/Kg
Trichloroethene	79-01-6	< 0.34	U	5.4	0.34	ug/Kg
1,2-Dichloropropane	78-87-5	< 0.36	U	5.4	0.36	ug/Kg
Dibromomethane	74-95-3	< 0.29	U	5.4	0.29	ug/Kg
romodichloromethane	75-27-4	< 0.36	U	5.4	0.36	ug/Kg
4-Methyl-2-Pentanone	108-10-1	< 2.6	U	27	2.6	ug/Kg
Toluene	108-88-3	< 0.28	U	5.4	0.28	ug/Kg
t-1,3-Dichloropropene	10061-02-6	< 0.28	U	5.4	0.28	ug/Kg

Chemtech Consulting Group

Volatiles
SW-846

SDG No.: S3541-01

Client: Shaw E & I, Inc.

Sample ID: S3541-01 **Client ID:** B-1(33-35)

Date Collected: 7/10/2004 **Date Received:** 7/12/2004
Date Analyzed: 7/14/2004 **Matrix:** SOIL
File ID: VK071409.D **Analytical Run ID:** VK071304
Dilution: 1 **Instrument ID:** MSVOAK
Analytical Method: 8260 **Associated Blank:** VBK0714S3
Sample Wt/Wol: 5.0 **Units:** g **Soil Extract Vol:**
Soil Aliquot Vol: **% Moisture:** 7

Parameter	CAS Number	Concentration	C	RDL	MDL	Units
cis-1,3-Dichloropropene	10061-01-5	< 0.21	U	5.4	0.21	ug/Kg
1,1,2-Trichloroethane	79-00-5	< 0.54	U	5.4	0.54	ug/Kg
1,3-Dichloropropane	142-28-9	< 0.49	U	5.4	0.49	ug/Kg
2-Chloroethyl vinyl ether	110-75-8	< 1.2	U	27	1.2	ug/Kg
2-Hexanone	591-78-6	< 3.4	U	27	3.4	ug/Kg
Dibromochloromethane	124-48-1	< 0.31	U	5.4	0.31	ug/Kg
1,2-Dibromoethane	106-93-4	< 0.45	U	5.4	0.45	ug/Kg
Tetrachloroethene	127-18-4	< 0.68	U	5.4	0.68	ug/Kg
Chlorobenzene	108-90-7	< 0.38	U	5.4	0.38	ug/Kg
,1,1,2-Tetrachloroethane	630-20-6	< 0.19	U	5.4	0.19	ug/Kg
Ethyl Benzene	100-41-4	< 0.27	U	5.4	0.27	ug/Kg
m/p-Xylenes	136777-61-2	< 0.55	U	5.4	0.55	ug/Kg
o-Xylene	95-47-6	< 0.46	U	5.4	0.46	ug/Kg
Styrene	100-42-5	< 0.34	U	5.4	0.34	ug/Kg
Bromoform	75-25-2	< 0.32	U	5.4	0.32	ug/Kg
Isopropylbenzene	98-82-8	< 0.40	U	5.4	0.40	ug/Kg
1,1,2,2-Tetrachloroethane	79-34-5	< 0.57	U	5.4	0.57	ug/Kg
1,2,3-Trichloropropane	96-18-4	< 0.44	U	5.4	0.44	ug/Kg
Bromobenzene	108-86-1	< 0.43	U	5.4	0.43	ug/Kg
N-propylbenzene	103-61-5	< 0.45	U	5.4	0.45	ug/Kg
2-Chlorotoluene	95-49-8	< 0.29	U	5.4	0.29	ug/Kg
1,3,5-Trimethylbenzene	108-67-8	< 0.31	U	5.4	0.31	ug/Kg
4-Chlorotoluene	106-43-4	< 0.31	U	5.4	0.31	ug/Kg
tert-Butylbenzene	98-06-6	< 0.30	U	5.4	0.30	ug/Kg
1,2,4-Trimethylbenzene	95-63-6	< 0.44	U	5.4	0.44	ug/Kg
Sec-butylbenzene	135-98-8	< 0.26	U	5.4	0.26	ug/Kg
p-Isopropyltoluene	99-87-6	< 0.63	U	5.4	0.63	ug/Kg
1,3-Dichlorobenzene	541-73-1	< 0.23	U	5.4	0.23	ug/Kg
1,4-Dichlorobenzene	106-46-7	< 0.38	U	5.4	0.38	ug/Kg
n-Butylbenzene	104-51-8	< 0.44	U	5.4	0.44	ug/Kg
1,2-Dichlorobenzene	95-50-1	< 0.44	U	5.4	0.44	ug/Kg
',2-Dibromo-3-Chloropropane	96-12-8	< 0.73	U	5.4	0.73	ug/Kg
.,2,4-Trichlorobenzene	120-82-1	< 0.27	U	5.4	0.27	ug/Kg
Hexachlorobutadiene	87-68-3	< 0.49	U	5.4	0.49	ug/Kg
Naphthalene	91-20-3	7.0		5.4	0.32	ug/Kg

Chemtech Consulting Group

Volatiles
SW-846

SDG No.: S3541-01

Client: Shaw E & I, Inc.

Sample ID: S3541-01 **Client ID:** B-1(33-35)

Date Collected: 7/10/2004 **Date Received:** 7/12/2004
Date Analyzed: 7/14/2004 **Matrix:** SOIL
File ID: VK071409.D **Analytical Run ID:** VK071304
Dilution: 1 **Instrument ID:** MSVOAK
Analytical Method: 8260 **Associated Blank:** VBK0714S3
Sample Wt/Vol: 5.0 **Units:** g **Soil Extract Vol:**
Soil Aliquot Vol: **% Moisture:** 7

Parameter	CAS Number	Concentration	C	RDL	MDL	Units
1,2,3-Trichlorobenzene	87-61-6	< 0.47	U	5.4	0.47	ug/Kg
SURROGATES						
1,2-Dichloroethane-d4	17060-07-0	37.73	75 %	75 - 125		SPK: 50
Dibromofluoromethane	1868-53-7	45.99	92 %	75 - 125		SPK: 50
Toluene-d8	2037-26-5	47.46	95 %	75 - 125		SPK: 50
4-Bromofluorobenzene	460-00-4	43.72	87 %	75 - 125		SPK: 50
INTERNAL STANDARDS						
Pentafluorobenzene	363-72-4	200129	4.22			
1,4-Difluorobenzene	540-36-3	347403	4.85			
Chlorobenzene-d5	3114-55-4	268628	7.33			
1,4-Dichlorobenzene-d4	3855-82-1	125934	8.76			

Chemtech Consulting Group

Volatiles
SW-846

SDG No.: S3541-01

Client: Shaw E & I, Inc.

Sample ID: S3541-02 **Client ID:** B-2(28-32)

Date Collected: 7/10/2004 **Date Received:** 7/12/2004
Date Analyzed: 7/15/2004 **Matrix:** SOIL
File ID: VK071522.D **Analytical Run ID:** VK071304
Dilution: 1 **Instrument ID:** MSVOAK
Analytical Method: 8260 **Associated Blank:** VBK0715S2
Sample Wt/Vol: 5.0 **Units:** g **Soil Extract Vol:**
Soil Aliquot Vol: **% Moisture:** 9

Parameter	CAS Number	Concentration	C	RDL	MDL	Units
TARGETS						
Dichlorodifluoromethane	75-71-8	< 1.4	U	5.5	1.4	ug/Kg
Chloromethane	74-87-3	< 0.36	U	5.5	0.36	ug/Kg
Vinyl chloride	75-01-4	< 0.26	U	5.5	0.26	ug/Kg
Bromomethane	74-83-9	< 0.78	U	5.5	0.78	ug/Kg
Chloroethane	75-00-3	< 0.58	U	5.5	0.58	ug/Kg
Trichlorofluoromethane	75-69-4	< 2.7	U	5.5	2.7	ug/Kg
Tert butyl alcohol	75-65-0	< 16	U	27	16	ug/Kg
1,1-Dichloroethene	75-35-4	< 0.24	U	5.5	0.24	ug/Kg
Acrolein	107-02-8	< 2.6	U	27	2.6	ug/Kg
Acrylonitrile	107-13-1	< 9.4	U	27	9.4	ug/Kg
Acetone	67-64-1	< 8.2	U	27	8.2	ug/Kg
Carbon disulfide	75-15-0	< 0.11	U	5.5	0.11	ug/Kg
Methyl tert-butyl Ether	1634-04-4	< 0.25	U	5.5	0.25	ug/Kg
Methylene Chloride	75-09-2	17		5.5	0.75	ug/Kg
trans-1,2-Dichloroethene	156-60-5	< 0.41	U	5.5	0.41	ug/Kg
Vinyl Acetate	108-05-4	< 5.9	U	27	5.9	ug/Kg
1,1-Dichloroethane	75-34-3	< 0.39	U	5.5	0.39	ug/Kg
2-Butanone	78-93-3	< 2.5	U	27	2.5	ug/Kg
Carbon Tetrachloride	56-23-5	< 0.33	U	5.5	0.33	ug/Kg
2,2-Dichloropropane	594-20-7	< 1.1	U	5.5	1.1	ug/Kg
cis-1,2-Dichloroethene	156-59-2	< 0.39	U	5.5	0.39	ug/Kg
Bromochloromethane	74-97-5	< 0.48	U	5.5	0.48	ug/Kg
Chloroform	67-66-3	< 0.26	U	5.5	0.26	ug/Kg
1,1,1-Trichloroethane	71-55-6	< 0.30	U	5.5	0.30	ug/Kg
1,1-Dichloropropene	563-43-2	< 0.46	U	5.5	0.46	ug/Kg
Benzene	71-43-2	< 0.22	U	5.5	0.22	ug/Kg
1,2-Dichloroethane	107-06-2	< 3.4	U	5.5	3.4	ug/Kg
Trichloroethene	79-01-6	< 0.35	U	5.5	0.35	ug/Kg
1,2-Dichloropropane	78-87-5	< 0.37	U	5.5	0.37	ug/Kg
Dibromomethane	74-95-3	< 0.29	U	5.5	0.29	ug/Kg
Bromodichloromethane	75-27-4	< 0.37	U	5.5	0.37	ug/Kg
4-Methyl-2-Pentanone	108-10-1	< 2.6	U	27	2.6	ug/Kg
Toluene	108-88-3	< 0.28	U	5.5	0.28	ug/Kg
t-1,3-Dichloropropene	10061-02-6	< 0.28	U	5.5	0.28	ug/Kg

Chemtech Consulting Group

Volatiles
SW-846

SDG No.: S3541-01

Client: Shaw E & I, Inc.

Sample ID: S3541-02 **Client ID:** B-2(28-32)

Date Collected: 7/10/2004 **Date Received:** 7/12/2004
Date Analyzed: 7/15/2004 **Matrix:** SOIL
File ID: VK071522.D **Analytical Run ID:** VK071304
Dilution: 1 **Instrument ID:** MSVOAK
Analytical Method: 8260 **Associated Blank:** VBK0715S2
Sample Wt/Vol: 5.0 **Units:** g **Soil Extract Vol:**
Soil Aliquot Vol: **% Moisture:** 9

Parameter	CAS Number	Concentration	C	RDL	MDL	Units
cis-1,3-Dichloropropene	10061-01-5	< 0.21	U	5.5	0.21	ug/Kg
1,1,2-Trichloroethane	79-00-5	< 0.56	U	5.5	0.56	ug/Kg
1,3-Dichloropropane	142-28-9	< 0.51	U	5.5	0.51	ug/Kg
2-Chloroethyl vinyl ether	110-75-8	< 1.2	U	27	1.2	ug/Kg
2-Hexanone	591-78-6	< 3.5	U	27	3.5	ug/Kg
Dibromochloromethane	124-48-1	< 0.32	U	5.5	0.32	ug/Kg
1,2-Dibromoethane	106-93-4	< 0.46	U	5.5	0.46	ug/Kg
Tetrachloroethene	127-18-4	< 0.70	U	5.5	0.70	ug/Kg
Chlorobenzene	108-90-7	< 0.39	U	5.5	0.39	ug/Kg
,1,1,2-Tetrachloroethane	630-20-6	< 0.20	U	5.5	0.20	ug/Kg
Ethyl Benzene	100-41-4	< 0.27	U	5.5	0.27	ug/Kg
m/p-Xylenes	136777-61-2	< 0.56	U	5.5	0.56	ug/Kg
o-Xylene	95-47-6	< 0.47	U	5.5	0.47	ug/Kg
Styrene	100-42-5	< 0.34	U	5.5	0.34	ug/Kg
Bromoform	75-25-2	< 0.33	U	5.5	0.33	ug/Kg
Isopropylbenzene	98-82-8	< 0.41	U	5.5	0.41	ug/Kg
1,1,2,2-Tetrachloroethane	79-34-5	< 0.58	U	5.5	0.58	ug/Kg
1,2,3-Trichloropropane	96-18-4	< 0.45	U	5.5	0.45	ug/Kg
Bromobenzene	108-86-1	< 0.44	U	5.5	0.44	ug/Kg
N-propylbenzene	103-61-5	< 0.45	U	5.5	0.45	ug/Kg
2-Chlorotoluene	95-49-8	< 0.30	U	5.5	0.30	ug/Kg
1,3,5-Trimethylbenzene	108-67-8	< 0.31	U	5.5	0.31	ug/Kg
4-Chlorotoluene	106-43-4	< 0.32	U	5.5	0.32	ug/Kg
tert-Butylbenzene	98-06-6	< 0.30	U	5.5	0.30	ug/Kg
1,2,4-Trimethylbenzene	95-63-6	< 0.45	U	5.5	0.45	ug/Kg
Sec-butylbenzene	135-98-8	< 0.26	U	5.5	0.26	ug/Kg
p-Isopropyltoluene	99-87-6	< 0.64	U	5.5	0.64	ug/Kg
1,3-Dichlorobenzene	541-73-1	< 0.23	U	5.5	0.23	ug/Kg
1,4-Dichlorobenzene	106-46-7	< 0.39	U	5.5	0.39	ug/Kg
n-Butylbenzene	104-51-8	< 0.45	U	5.5	0.45	ug/Kg
1,2-Dichlorobenzene	95-50-1	< 0.45	U	5.5	0.45	ug/Kg
,2-Dibromo-3-Chloropropane	96-12-8	< 0.74	U	5.5	0.74	ug/Kg
1,2,4-Trichlorobenzene	120-82-1	< 0.27	U	5.5	0.27	ug/Kg
Hexachlorobutadiene	87-68-3	< 0.50	U	5.5	0.50	ug/Kg
Naphthalene	91-20-3	< 0.33	U	5.5	0.33	ug/Kg

Chemtech Consulting Group

Volatiles
SW-846

SDG No.: S3541-01

Client: Shaw E & I, Inc.

Sample ID: S3541-02 **Client ID:** B-2(28-32)

Date Collected: 7/10/2004 **Date Received:** 7/12/2004
Date Analyzed: 7/15/2004 **Matrix:** SOIL
File ID: VK071522.D **Analytical Run ID:** VK071304
Dilution: 1 **Instrument ID:** MSVOAK
Analytical Method: 8260 **Associated Blank:** VBK0715S2
Sample Wt/Vol: 5.0 **Units:** g **Soil Extract Vol:**
Soil Aliquot Vol: **% Moisture:** 9

Parameter	CAS Number	Concentration	C	RDL	MDL	Units
1,2,3-Trichlorobenzene	87-61-6	< 0.48	U	5.5	0.48	ug/Kg
SURROGATES						
1,2-Dichloroethane-d4	17060-07-0	38.99	78 %	75 - 125		SPK: 50
Dibromofluoromethane	1868-53-7	48.01	96 %	75 - 125		SPK: 50
Toluene-d8	2037-26-5	48.35	97 %	75 - 125		SPK: 50
4-Bromofluorobenzene	460-00-4	51.53	103 %	75 - 125		SPK: 50
INTERNAL STANDARDS						
Pentafluorobenzene	363-72-4	191523	4.22			
1,4-Difluorobenzene	540-36-3	340002	4.85			
Chlorobenzene-d5	3114-55-4	268780	7.33			
1,4-Dichlorobenzene-d4	3855-82-1	113097	8.75			

Chemtech Consulting Group

Volatiles
SW-846

SDG No.: S3541-01

Client: Shaw E & I, Inc.

Sample ID: S3541-03 **Client ID:** B-3(28-33)

Date Collected: 7/10/2004 **Date Received:** 7/12/2004
Date Analyzed: 7/15/2004 **Matrix:** SOIL
File ID: VK071523.D **Analytical Run ID:** VK071304
Dilution: 1 **Instrument ID:** MSVOAK
Analytical Method: 8260 **Associated Blank:** VBK0715S2
Sample Wt/Vol: 5.0 **Units:** g **Soil Extract Vol:**
Soil Aliquot Vol: **% Moisture:** 2

Parameter	CAS Number	Concentration	C	RDL	MDL	Units
TARGETS						
Dichlorodifluoromethane	75-71-8	< 1.3	U	5.1	1.3	ug/Kg
Chloromethane	74-87-3	< 0.34	U	5.1	0.34	ug/Kg
Vinyl chloride	75-01-4	< 0.24	U	5.1	0.24	ug/Kg
Bromomethane	74-83-9	< 0.72	U	5.1	0.72	ug/Kg
Chloroethane	75-00-3	< 0.54	U	5.1	0.54	ug/Kg
Trichlorofluoromethane	75-69-4	< 2.5	U	5.1	2.5	ug/Kg
Tert butyl alcohol	75-65-0	< 15	U	26	15	ug/Kg
1,1-Dichloroethene	75-35-4	< 0.22	U	5.1	0.22	ug/Kg
Acrolein	107-02-8	< 2.4	U	26	2.4	ug/Kg
Acrylonitrile	107-13-1	< 8.8	U	26	8.8	ug/Kg
Acetone	67-64-1	< 7.6	U	26	7.6	ug/Kg
Carbon disulfide	75-15-0	< 0.10	U	5.1	0.10	ug/Kg
Methyl tert-butyl Ether	1634-04-4	< 0.23	U	5.1	0.23	ug/Kg
Methylene Chloride	75-09-2	15		5.1	0.69	ug/Kg
trans-1,2-Dichloroethene	156-60-5	< 0.38	U	5.1	0.38	ug/Kg
Vinyl Acetate	108-05-4	< 5.5	U	26	5.5	ug/Kg
1,1-Dichloroethane	75-34-3	< 0.36	U	5.1	0.36	ug/Kg
2-Butanone	78-93-3	< 2.3	U	26	2.3	ug/Kg
Carbon Tetrachloride	56-23-5	< 0.30	U	5.1	0.30	ug/Kg
2,2-Dichloropropane	594-20-7	< 1.0	U	5.1	1.0	ug/Kg
cis-1,2-Dichloroethene	156-59-2	< 0.36	U	5.1	0.36	ug/Kg
Bromochloromethane	74-97-5	< 0.45	U	5.1	0.45	ug/Kg
Chloroform	67-66-3	< 0.24	U	5.1	0.24	ug/Kg
1,1,1-Trichloroethane	71-55-6	< 0.28	U	5.1	0.28	ug/Kg
1,1-Dichloropropene	563-43-2	< 0.42	U	5.1	0.42	ug/Kg
Benzene	71-43-2	< 0.21	U	5.1	0.21	ug/Kg
1,2-Dichloroethane	107-06-2	< 3.1	U	5.1	3.1	ug/Kg
Trichloroethene	79-01-6	< 0.33	U	5.1	0.33	ug/Kg
1,2-Dichloropropane	78-87-5	< 0.34	U	5.1	0.34	ug/Kg
Dibromomethane	74-95-3	< 0.27	U	5.1	0.27	ug/Kg
Bromodichloromethane	75-27-4	< 0.34	U	5.1	0.34	ug/Kg
4-Methyl-2-Pentanone	108-10-1	< 2.5	U	26	2.5	ug/Kg
Toluene	108-88-3	< 0.26	U	5.1	0.26	ug/Kg
t-1,3-Dichloropropene	10061-02-6	< 0.26	U	5.1	0.26	ug/Kg

Chemtech Consulting Group

Volatiles
SW-846

SDG No.: S3541-01

Client: Shaw E & I, Inc.

Sample ID: S3541-03 **Client ID:** B-3(28-33)

Date Collected: 7/10/2004 **Date Received:** 7/12/2004
Date Analyzed: 7/15/2004 **Matrix:** SOIL
File ID: VK071523.D **Analytical Run ID:** VK071304
Dilution: 1 **Instrument ID:** MSVOAK
Analytical Method: 8260 **Associated Blank:** VBK0715S2
Sample Wt/Wol: 5.0 **Units:** g **Soil Extract Vol:**
Soil Aliquot Vol: **% Moisture:** 2

Parameter	CAS Number	Concentration	C	RDL	MDL	Units
cis-1,3-Dichloropropene	10061-01-5	< 0.20	U	5.1	0.20	ug/Kg
1,1,2-Trichloroethane	79-00-5	< 0.52	U	5.1	0.52	ug/Kg
1,3-Dichloropropane	142-28-9	< 0.47	U	5.1	0.47	ug/Kg
2-Chloroethyl vinyl ether	110-75-8	< 1.1	U	26	1.1	ug/Kg
2-Hexanone	591-78-6	< 3.3	U	26	3.3	ug/Kg
Dibromochloromethane	124-48-1	< 0.30	U	5.1	0.30	ug/Kg
1,2-Dibromoethane	106-93-4	< 0.42	U	5.1	0.42	ug/Kg
Tetrachloroethene	127-18-4	< 0.65	U	5.1	0.65	ug/Kg
Chlorobenzene	108-90-7	< 0.36	U	5.1	0.36	ug/Kg
1,1,1,2-Tetrachloroethane	630-20-6	< 0.18	U	5.1	0.18	ug/Kg
Ethyl Benzene	100-41-4	< 0.25	U	5.1	0.25	ug/Kg
m/p-Xylenes	136777-61-2	< 0.52	U	5.1	0.52	ug/Kg
o-Xylene	95-47-6	< 0.44	U	5.1	0.44	ug/Kg
Styrene	100-42-5	< 0.32	U	5.1	0.32	ug/Kg
Bromoform	75-25-2	< 0.31	U	5.1	0.31	ug/Kg
Isopropylbenzene	98-82-8	< 0.38	U	5.1	0.38	ug/Kg
1,1,2,2-Tetrachloroethane	79-34-5	< 0.54	U	5.1	0.54	ug/Kg
1,2,3-Trichloropropane	96-18-4	< 0.42	U	5.1	0.42	ug/Kg
Bromobenzene	108-86-1	< 0.41	U	5.1	0.41	ug/Kg
N-propylbenzene	103-61-5	< 0.42	U	5.1	0.42	ug/Kg
2-Chlorotoluene	95-49-8	< 0.28	U	5.1	0.28	ug/Kg
1,3,5-Trimethylbenzene	108-67-8	< 0.29	U	5.1	0.29	ug/Kg
4-Chlorotoluene	106-43-4	< 0.30	U	5.1	0.30	ug/Kg
tert-Butylbenzene	98-06-6	< 0.28	U	5.1	0.28	ug/Kg
1,2,4-Trimethylbenzene	95-63-6	< 0.42	U	5.1	0.42	ug/Kg
Sec-butylbenzene	135-98-8	< 0.25	U	5.1	0.25	ug/Kg
p-Isopropyltoluene	99-87-6	< 0.60	U	5.1	0.60	ug/Kg
1,3-Dichlorobenzene	541-73-1	< 0.22	U	5.1	0.22	ug/Kg
1,4-Dichlorobenzene	106-46-7	< 0.36	U	5.1	0.36	ug/Kg
n-Butylbenzene	104-51-8	< 0.42	U	5.1	0.42	ug/Kg
1,2-Dichlorobenzene	95-50-1	< 0.42	U	5.1	0.42	ug/Kg
1,2-Dibromo-3-Chloropropane	96-12-8	< 0.69	U	5.1	0.69	ug/Kg
1,2,4-Trichlorobenzene	120-82-1	< 0.26	U	5.1	0.26	ug/Kg
Hexachlorobutadiene	87-68-3	< 0.47	U	5.1	0.47	ug/Kg
Naphthalene	91-20-3	< 0.30	U	5.1	0.30	ug/Kg

Chemtech Consulting Group

Volatiles
SW-846

SDG No.: S3541-01

Client: Shaw E & I, Inc.

Sample ID: S3541-03 **Client ID:** B-3(28-33)

Date Collected: 7/10/2004 **Date Received:** 7/12/2004
Date Analyzed: 7/15/2004 **Matrix:** SOIL
File ID: VK071523.D **Analytical Run ID:** VK071304
Dilution: 1 **Instrument ID:** MSVOAK
Analytical Method: 8260 **Associated Blank:** VBK0715S2
Sample Wt/Wol: 5.0 **Units:** g **Soil Extract Vol:**
Soil Aliquot Vol: **% Moisture:** 2

Parameter	CAS Number	Concentration	C	RDL	MDL	Units
1,2,3-Trichlorobenzene	87-61-6	< 0.45	U	5.1	0.45	ug/Kg
SURROGATES						
1,2-Dichloroethane-d4	17060-07-0	38.56	77 %	75 - 125		SPK: 50
Dibromofluoromethane	1868-53-7	46.87	94 %	75 - 125		SPK: 50
Toluene-d8	2037-26-5	43.59	87 %	75 - 125		SPK: 50
4-Bromofluorobenzene	460-00-4	45.37	91 %	75 - 125		SPK: 50
INTERNAL STANDARDS						
Pentafluorobenzene	363-72-4	185022	4.22			
¹,4-Difluorobenzene	540-36-3	345188	4.84			
hlorobenzene-d5	3114-55-4	250952	7.33			
1,4-Dichlorobenzene-d4	3855-82-1	113144	8.75			

Chemtech Consulting Group

Volatiles
SW-846

SDG No.: S3541-01

Client: Shaw E & I, Inc.

Sample ID: S3541-04 **Client ID:** B-4(28-32)

Date Collected: 7/10/2004 **Date Received:** 7/12/2004
Date Analyzed: 7/14/2004 **Matrix:** SOIL
File ID: VK071412.D **Analytical Run ID:** VK071304
Dilution: 1 **Instrument ID:** MSVOAK
Analytical Method: 8260 **Associated Blank:** VBK0714S3
Sample Wt/Vol: 5.0 **Units:** g **Soil Extract Vol:**
Soil Aliquot Vol: **% Moisture:** 4

Parameter	CAS Number	Concentration	C	RDL	MDL	Units
TARGETS						
Dichlorodifluoromethane	75-71-8	< 1.3	U	5.2	1.3	ug/Kg
Chloromethane	74-87-3	< 0.34	U	5.2	0.34	ug/Kg
Vinyl chloride	75-01-4	< 0.24	U	5.2	0.24	ug/Kg
Bromomethane	74-83-9	< 0.74	U	5.2	0.74	ug/Kg
Chloroethane	75-00-3	< 0.55	U	5.2	0.55	ug/Kg
Trichlorofluoromethane	75-69-4	< 2.6	U	5.2	2.6	ug/Kg
Tert butyl alcohol	75-65-0	< 15	U	26	15	ug/Kg
',1-Dichloroethene	75-35-4	< 0.22	U	5.2	0.22	ug/Kg
.crolein	107-02-8	< 2.4	U	26	2.4	ug/Kg
Acrylonitrile	107-13-1	< 8.9	U	26	8.9	ug/Kg
Acetone	67-64-1	< 7.8	U	26	7.8	ug/Kg
Carbon disulfide	75-15-0	< 0.11	U	5.2	0.11	ug/Kg
Methyl tert-butyl Ether	1634-04-4	< 0.24	U	5.2	0.24	ug/Kg
Methylene Chloride	75-09-2	38	B	5.2	0.71	ug/Kg
trans-1,2-Dichloroethene	156-60-5	< 0.39	U	5.2	0.39	ug/Kg
Vinyl Acetate	108-05-4	< 5.6	U	26	5.6	ug/Kg
1,1-Dichloroethane	75-34-3	< 0.37	U	5.2	0.37	ug/Kg
2-Butanone	78-93-3	< 2.4	U	26	2.4	ug/Kg
Carbon Tetrachloride	56-23-5	< 0.31	U	5.2	0.31	ug/Kg
2,2-Dichloropropane	594-20-7	< 1.1	U	5.2	1.1	ug/Kg
cis-1,2-Dichloroethene	156-59-2	< 0.37	U	5.2	0.37	ug/Kg
Bromochloromethane	74-97-5	< 0.46	U	5.2	0.46	ug/Kg
Chloroform	67-66-3	< 0.25	U	5.2	0.25	ug/Kg
1,1,1-Trichloroethane	71-55-6	< 0.28	U	5.2	0.28	ug/Kg
1,1-Dichloropropene	563-43-2	< 0.43	U	5.2	0.43	ug/Kg
Benzene	71-43-2	< 0.21	U	5.2	0.21	ug/Kg
1,2-Dichloroethane	107-06-2	< 3.2	U	5.2	3.2	ug/Kg
Trichloroethene	79-01-6	< 0.33	U	5.2	0.33	ug/Kg
1,2-Dichloropropane	78-87-5	< 0.35	U	5.2	0.35	ug/Kg
Dibromomethane	74-95-3	< 0.28	U	5.2	0.28	ug/Kg
'romodichloromethane	75-27-4	< 0.35	U	5.2	0.35	ug/Kg
4-Methyl-2-Pentanone	108-10-1	< 2.5	U	26	2.5	ug/Kg
Toluene	108-88-3	< 0.27	U	5.2	0.27	ug/Kg
t-1,3-Dichloropropene	10061-02-6	< 0.27	U	5.2	0.27	ug/Kg

Chemtech Consulting Group

Volatiles
SW-846

SDG No.: S3541-01

Client: Shaw E & I, Inc.

Sample ID: S3541-04 **Client ID:** B-4(28-32)

Date Collected: 7/10/2004 **Date Received:** 7/12/2004
Date Analyzed: 7/14/2004 **Matrix:** SOIL
File ID: VK071412.D **Analytical Run ID:** VK071304
Dilution: 1 **Instrument ID:** MSVOAK
Analytical Method: 8260 **Associated Blank:** VBK0714S3
Sample Wt/Wol: 5.0 **Units:** g **Soil Extract Vol:**
Soil Aliquot Vol: **% Moisture:** 4

Parameter	CAS Number	Concentration	C	RDL	MDL	Units
cis-1,3-Dichloropropene	10061-01-5	< 0.20	U	5.2	0.20	ug/Kg
1,1,2-Trichloroethane	79-00-5	< 0.53	U	5.2	0.53	ug/Kg
1,3-Dichloropropane	142-28-9	< 0.48	U	5.2	0.48	ug/Kg
2-Chloroethyl vinyl ether	110-75-8	< 1.2	U	26	1.2	ug/Kg
2-Hexanone	591-78-6	< 3.3	U	26	3.3	ug/Kg
Dibromochloromethane	124-48-1	< 0.30	U	5.2	0.30	ug/Kg
1,2-Dibromoethane	106-93-4	< 0.43	U	5.2	0.43	ug/Kg
Tetrachloroethene	127-18-4	< 0.66	U	5.2	0.66	ug/Kg
Chlorobenzene	108-90-7	< 0.37	U	5.2	0.37	ug/Kg
,1,1,2-Tetrachloroethane	630-20-6	< 0.19	U	5.2	0.19	ug/Kg
Ethyl Benzene	100-41-4	< 0.26	U	5.2	0.26	ug/Kg
m/p-Xylenes	136777-61-2	< 0.54	U	5.2	0.54	ug/Kg
o-Xylene	95-47-6	< 0.45	U	5.2	0.45	ug/Kg
Styrene	100-42-5	< 0.33	U	5.2	0.33	ug/Kg
Bromoform	75-25-2	< 0.31	U	5.2	0.31	ug/Kg
Isopropylbenzene	98-82-8	< 0.39	U	5.2	0.39	ug/Kg
1,1,2,2-Tetrachloroethane	79-34-5	< 0.55	U	5.2	0.55	ug/Kg
1,2,3-Trichloropropane	96-18-4	< 0.42	U	5.2	0.42	ug/Kg
Bromobenzene	108-86-1	< 0.42	U	5.2	0.42	ug/Kg
N-propylbenzene	103-61-5	< 0.43	U	5.2	0.43	ug/Kg
2-Chlorotoluene	95-49-8	< 0.28	U	5.2	0.28	ug/Kg
1,3,5-Trimethylbenzene	108-67-8	< 0.30	U	5.2	0.30	ug/Kg
4-Chlorotoluene	106-43-4	< 0.30	U	5.2	0.30	ug/Kg
tert-Butylbenzene	98-06-6	< 0.29	U	5.2	0.29	ug/Kg
1,2,4-Trimethylbenzene	95-63-6	< 0.42	U	5.2	0.42	ug/Kg
Sec-butylbenzene	135-98-8	< 0.25	U	5.2	0.25	ug/Kg
p-Isopropyltoluene	99-87-6	< 0.61	U	5.2	0.61	ug/Kg
1,3-Dichlorobenzene	541-73-1	< 0.22	U	5.2	0.22	ug/Kg
1,4-Dichlorobenzene	106-46-7	< 0.37	U	5.2	0.37	ug/Kg
n-Butylbenzene	104-51-8	< 0.43	U	5.2	0.43	ug/Kg
1,2-Dichlorobenzene	95-50-1	< 0.43	U	5.2	0.43	ug/Kg
2-Dibromo-3-Chloropropane	96-12-8	< 0.71	U	5.2	0.71	ug/Kg
1,2,4-Trichlorobenzene	120-82-1	< 0.26	U	5.2	0.26	ug/Kg
Hexachlorobutadiene	87-68-3	< 0.48	U	5.2	0.48	ug/Kg
Naphthalene	91-20-3	5.0	J	5.2	0.31	ug/Kg

Chemtech Consulting Group

Volatiles
SW-846

SDG No.: S3541-01

Client: Shaw E & I, Inc.

Sample ID: S3541-04 **Client ID:** B-4(28-32)

Date Collected: 7/10/2004 **Date Received:** 7/12/2004
Date Analyzed: 7/14/2004 **Matrix:** SOIL
File ID: VK071412.D **Analytical Run ID:** VK071304
Dilution: 1 **Instrument ID:** MSVOAK
Analytical Method: 8260 **Associated Blank:** VBK0714S3
Sample Wt/Vol: 5.0 **Units:** g **Soil Extract Vol:**
Soil Aliquot Vol: **% Moisture:** 4

Parameter	CAS Number	Concentration	C	RDL	MDL	Units
1,2,3-Trichlorobenzene	87-61-6	< 0.46	U	5.2	0.46	ug/Kg
SURROGATES						
1,2-Dichloroethane-d4	17060-07-0	39.3	79 %	75 - 125		SPK: 50
Dibromofluoromethane	1868-53-7	46.16	92 %	75 - 125		SPK: 50
Toluene-d8	2037-26-5	45.19	90 %	75 - 125		SPK: 50
4-Bromofluorobenzene	460-00-4	41.14	82 %	75 - 125		SPK: 50
INTERNAL STANDARDS						
Pentafluorobenzene	363-72-4	198861	4.21			
4-Difluorobenzene	540-36-3	361845	4.84			
Chlorobenzene-d5	3114-55-4	282484	7.33			
1,4-Dichlorobenzene-d4	3855-82-1	121587	8.75			

Chemtech Consulting Group

Volatiles
SW-846

SDG No.: S3541-01

Client: Shaw E & I, Inc.

Sample ID:	S3541-05MS	**Client ID:**	B-5(23-28)MSMS
Date Collected:	7/10/2004	**Date Received:**	7/12/2004
Date Analyzed:	7/15/2004	**Matrix:**	SOIL
File ID:	VK071413.D	**Analytical Run ID:**	VK071304
Dilution:	1	**Instrument ID:**	MSVOAK
Analytical Method:	8260	**Associated Blank:**	VBK0714S3
Sample Wt/Vol:	5.0 **Units:** g	**Soil Extract Vol:**	
Soil Aliquot Vol:		**% Moisture:**	5

Parameter	CAS Number	Concentration	C	RDL	MDL	Units
TARGETS						
Dichlorodifluoromethane	75-71-8	34		5.3	1.3	ug/Kg
Chloromethane	74-87-3	39		5.3	0.35	ug/Kg
Vinyl chloride	75-01-4	40		5.3	0.25	ug/Kg
Bromomethane	74-83-9	30		5.3	0.75	ug/Kg
Chloroethane	75-00-3	33		5.3	0.55	ug/Kg
Trichlorofluoromethane	75-69-4	40		5.3	2.6	ug/Kg
Tert butyl alcohol	75-65-0	400		26	15	ug/Kg
1,1-Dichloroethene	75-35-4	41		5.3	0.23	ug/Kg
Acrolein	107-02-8	530		26	2.5	ug/Kg
Acrylonitrile	107-13-1	240		26	9.0	ug/Kg
Acetone	67-64-1	250		26	7.9	ug/Kg
Carbon disulfide	75-15-0	41		5.3	0.11	ug/Kg
Methyl tert-butyl Ether	1634-04-4	42		5.3	0.24	ug/Kg
Methylene Chloride	75-09-2	71	B	5.3	0.72	ug/Kg
trans-1,2-Dichloroethene	156-60-5	42		5.3	0.39	ug/Kg
Vinyl Acetate	108-05-4	120		26	5.7	ug/Kg
1,1-Dichloroethane	75-34-3	40		5.3	0.37	ug/Kg
2-Butanone	78-93-3	200		26	2.4	ug/Kg
Carbon Tetrachloride	56-23-5	41		5.3	0.31	ug/Kg
2,2-Dichloropropane	594-20-7	36		5.3	1.1	ug/Kg
cis-1,2-Dichloroethene	156-59-2	39		5.3	0.37	ug/Kg
Bromochloromethane	74-97-5	40		5.3	0.46	ug/Kg
Chloroform	67-66-3	37		5.3	0.25	ug/Kg
1,1,1-Trichloroethane	71-55-6	39		5.3	0.29	ug/Kg
1,1-Dichloropropene	563-43-2	39		5.3	0.44	ug/Kg
Benzene	71-43-2	39		5.3	0.21	ug/Kg
1,2-Dichloroethane	107-06-2	43		5.3	3.2	ug/Kg
Trichloroethene	79-01-6	41		5.3	0.34	ug/Kg
1,2-Dichloropropane	78-87-5	43		5.3	0.35	ug/Kg
Dibromomethane	74-95-3	42		5.3	0.28	ug/Kg
Bromodichloromethane	75-27-4	40		5.3	0.35	ug/Kg
4-Methyl-2-Pentanone	108-10-1	220		26	2.5	ug/Kg
Toluene	108-88-3	42		5.3	0.27	ug/Kg
t-1,3-Dichloropropene	10061-02-6	43		5.3	0.27	ug/Kg

Chemtech Consulting Group

Volatiles
SW-846

SDG No.: S3541-01

Client: Shaw E & I, Inc.

Sample ID: S3541-05MS **Client ID:** B-5(23-28)MSMS

Date Collected: 7/10/2004 **Date Received:** 7/12/2004
Date Analyzed: 7/15/2004 **Matrix:** SOIL
File ID: VK071413.D **Analytical Run ID:** VK071304
Dilution: 1 **Instrument ID:** MSVOAK
Analytical Method: 8260 **Associated Blank:** VBK0714S3
Sample Wt/Vol: 5.0 **Units:** g **Soil Extract Vol:**
Soil Aliquot Vol: **% Moisture:** 5

Parameter	CAS Number	Concentration	C	RDL	MDL	Units
cis-1,3-Dichloropropene	10061-01-5	40		5.3	0.20	ug/Kg
1,1,2-Trichloroethane	79-00-5	45		5.3	0.53	ug/Kg
1,3-Dichloropropane	142-28-9	44		5.3	0.48	ug/Kg
2-Chloroethyl vinyl ether	110-75-8	240		26	1.2	ug/Kg
2-Hexanone	591-78-6	330		26	3.4	ug/Kg
Dibromochloromethane	124-48-1	44		5.3	0.31	ug/Kg
1,2-Dibromoethane	106-93-4	43		5.3	0.44	ug/Kg
Tetrachloroethene	127-18-4	44		5.3	0.67	ug/Kg
Chlorobenzene	108-90-7	43		5.3	0.37	ug/Kg
,1,1,2-Tetrachloroethane	630-20-6	43		5.3	0.19	ug/Kg
Ethyl Benzene	100-41-4	45		5.3	0.26	ug/Kg
m/p-Xylenes	136777-61-2	84		5.3	0.54	ug/Kg
o-Xylene	95-47-6	41		5.3	0.45	ug/Kg
Styrene	100-42-5	43		5.3	0.33	ug/Kg
Bromoform	75-25-2	46		5.3	0.31	ug/Kg
Isopropylbenzene	98-82-8	39		5.3	0.39	ug/Kg
1,1,2,2-Tetrachloroethane	79-34-5	41		5.3	0.56	ug/Kg
1,2,3-Trichloropropane	96-18-4	43		5.3	0.43	ug/Kg
Bromobenzene	108-86-1	41		5.3	0.42	ug/Kg
N-propylbenzene	103-61-5	41		5.3	0.44	ug/Kg
2-Chlorotoluene	95-49-8	35		5.3	0.29	ug/Kg
1,3,5-Trimethylbenzene	108-67-8	39		5.3	0.30	ug/Kg
4-Chlorotoluene	106-43-4	40		5.3	0.31	ug/Kg
tert-Butylbenzene	98-06-6	40		5.3	0.29	ug/Kg
1,2,4-Trimethylbenzene	95-63-6	39		5.3	0.43	ug/Kg
Sec-butylbenzene	135-98-8	38		5.3	0.25	ug/Kg
p-Isopropyltoluene	99-87-6	37		5.3	0.62	ug/Kg
1,3-Dichlorobenzene	541-73-1	40		5.3	0.22	ug/Kg
1,4-Dichlorobenzene	106-46-7	37		5.3	0.37	ug/Kg
n-Butylbenzene	104-51-8	38		5.3	0.43	ug/Kg
1,2-Dichlorobenzene	95-50-1	39		5.3	0.43	ug/Kg
',2-Dibromo-3-Chloropropane	96-12-8	45		5.3	0.71	ug/Kg
1,2,4-Trichlorobenzene	120-82-1	42		5.3	0.26	ug/Kg
Hexachlorobutadiene	87-68-3	40		5.3	0.48	ug/Kg
Naphthalene	91-20-3	49		5.3	0.31	ug/Kg

Chemtech Consulting Group

Volatiles
SW-846

SDG No.: S3541-01

Client: Shaw E & I, Inc.

Sample ID:	S3541-05MS	**Client ID:**	B-5(23-28)MSMS
Date Collected:	7/10/2004	**Date Received:**	7/12/2004
Date Analyzed:	7/15/2004	**Matrix:**	SOIL
File ID:	VK071413.D	**Analytical Run ID:**	VK071304
Dilution:	1	**Instrument ID:**	MSVOAK
Analytical Method:	8260	**Associated Blank:**	VBK0714S3
Sample Wt/Wol:	5.0 **Units:** g	**Soil Extract Vol:**	
Soil Aliquot Vol:		**% Moisture:**	5

Parameter	CAS Number	Concentration	C	RDL	MDL	Units
1,2,3-Trichlorobenzene	87-61-6	43		5.3	0.46	ug/Kg
SURROGATES						
1,2-Dichloroethane-d4	17060-07-0	41.34	83 %	75 - 125		SPK: 50
Dibromofluoromethane	1868-53-7	44.36	89 %	75 - 125		SPK: 50
Toluene-d8	2037-26-5	49.85	100 %	75 - 125		SPK: 50
4-Bromofluorobenzene	460-00-4	49.39	99 %	75 - 125		SPK: 50
INTERNAL STANDARDS						
Pentafluorobenzene	363-72-4	202186	4.21			
1,4-Difluorobenzene	540-36-3	374642	4.83			
Chlorobenzene-d5	3114-55-4	310040	7.32			
1,4-Dichlorobenzene-d4	3855-82-1	141524	8.74			

Chemtech Consulting Group

Volatiles
SW-846

SDG No.: S3541-01
Client: Shaw E & I, Inc.

Sample ID: S3541-06MSD
Client ID: B-5(23-28)MSDMSD

Date Collected: 7/10/2004
Date Received: 7/12/2004
Date Analyzed: 7/15/2004
Matrix: SOIL
File ID: VK071414.D
Analytical Run ID: VK071304
Dilution: 1
Instrument ID: MSVOAK
Analytical Method: 8260
Associated Blank: VBK0714S3
Sample Wt/Wol: 5.0 **Units:** g
Soil Extract Vol:
Soil Aliquot Vol:
% Moisture: 5

Parameter	CAS Number	Concentration	C	RDL	MDL	Units
TARGETS						
Dichlorodifluoromethane	75-71-8	34		5.3	1.3	ug/Kg
Chloromethane	74-87-3	41		5.3	0.35	ug/Kg
Vinyl chloride	75-01-4	41		5.3	0.25	ug/Kg
Bromomethane	74-83-9	31		5.3	0.75	ug/Kg
Chloroethane	75-00-3	35		5.3	0.55	ug/Kg
Trichlorofluoromethane	75-69-4	41		5.3	2.6	ug/Kg
Tert butyl alcohol	75-65-0	400		26	15	ug/Kg
1,1-Dichloroethene	75-35-4	43		5.3	0.23	ug/Kg
Acrolein	107-02-8	620		26	2.5	ug/Kg
Acrylonitrile	107-13-1	270		26	9.0	ug/Kg
Acetone	67-64-1	280		26	7.9	ug/Kg
Carbon disulfide	75-15-0	43		5.3	0.11	ug/Kg
Methyl tert-butyl Ether	1634-04-4	45		5.3	0.24	ug/Kg
Methylene Chloride	75-09-2	76	B	5.3	0.72	ug/Kg
trans-1,2-Dichloroethene	156-60-5	44		5.3	0.39	ug/Kg
Vinyl Acetate	108-05-4	120		26	5.7	ug/Kg
1,1-Dichloroethane	75-34-3	42		5.3	0.37	ug/Kg
2-Butanone	78-93-3	210		26	2.4	ug/Kg
Carbon Tetrachloride	56-23-5	43		5.3	0.31	ug/Kg
2,2-Dichloropropane	594-20-7	36		5.3	1.1	ug/Kg
cis-1,2-Dichloroethene	156-59-2	39		5.3	0.37	ug/Kg
Bromochloromethane	74-97-5	41		5.3	0.46	ug/Kg
Chloroform	67-66-3	38		5.3	0.25	ug/Kg
1,1,1-Trichloroethane	71-55-6	40		5.3	0.29	ug/Kg
1,1-Dichloropropene	563-43-2	41		5.3	0.44	ug/Kg
Benzene	71-43-2	41		5.3	0.21	ug/Kg
1,2-Dichloroethane	107-06-2	45		5.3	3.2	ug/Kg
Trichloroethene	79-01-6	43		5.3	0.34	ug/Kg
1,2-Dichloropropane	78-87-5	45		5.3	0.35	ug/Kg
Dibromomethane	74-95-3	44		5.3	0.28	ug/Kg
Bromodichloromethane	75-27-4	43		5.3	0.35	ug/Kg
4-Methyl-2-Pentanone	108-10-1	250		26	2.5	ug/Kg
Toluene	108-88-3	45		5.3	0.27	ug/Kg
t-1,3-Dichloropropene	10061-02-6	43		5.3	0.27	ug/Kg

Chemtech Consulting Group

Volatiles
SW-846

SDG No.: S3541-01

Client: Shaw E & I, Inc.

Sample ID: S3541-06MSD | **Client ID:** B-5(23-28)MSDMSD

Date Collected: 7/10/2004 | **Date Received:** 7/12/2004
Date Analyzed: 7/15/2004 | **Matrix:** SOIL
File ID: VK071414.D | **Analytical Run ID:** VK071304
Dilution: 1 | **Instrument ID:** MSVOAK
Analytical Method: 8260 | **Associated Blank:** VBK0714S3
Sample Wt/Vol: 5.0 **Units:** g | **Soil Extract Vol:**
Soil Aliquot Vol: | **% Moisture:** 5

Parameter	CAS Number	Concentration	C	RDL	MDL	Units
cis-1,3-Dichloropropene	10061-01-5	43		5.3	0.20	ug/Kg
1,1,2-Trichloroethane	79-00-5	47		5.3	0.53	ug/Kg
1,3-Dichloropropane	142-28-9	47		5.3	0.48	ug/Kg
2-Chloroethyl vinyl ether	110-75-8	260		26	1.2	ug/Kg
2-Hexanone	591-78-6	380		26	3.4	ug/Kg
Dibromochloromethane	124-48-1	45		5.3	0.31	ug/Kg
1,2-Dibromoethane	106-93-4	47		5.3	0.44	ug/Kg
Tetrachloroethene	127-18-4	54		5.3	0.67	ug/Kg
Chlorobenzene	108-90-7	45		5.3	0.37	ug/Kg
,1,1,2-Tetrachloroethane	630-20-6	47		5.3	0.19	ug/Kg
Ethyl Benzene	100-41-4	46		5.3	0.26	ug/Kg
m/p-Xylenes	136777-61-2	91		5.3	0.54	ug/Kg
o-Xylene	95-47-6	43		5.3	0.45	ug/Kg
Styrene	100-42-5	46		5.3	0.33	ug/Kg
Bromoform	75-25-2	51		5.3	0.31	ug/Kg
Isopropylbenzene	98-82-8	44		5.3	0.39	ug/Kg
1,1,2,2-Tetrachloroethane	79-34-5	47		5.3	0.56	ug/Kg
1,2,3-Trichloropropane	96-18-4	48		5.3	0.43	ug/Kg
Bromobenzene	108-86-1	46		5.3	0.42	ug/Kg
N-propylbenzene	103-61-5	45		5.3	0.44	ug/Kg
2-Chlorotoluene	95-49-8	39		5.3	0.29	ug/Kg
1,3,5-Trimethylbenzene	108-67-8	43		5.3	0.30	ug/Kg
4-Chlorotoluene	106-43-4	45		5.3	0.31	ug/Kg
tert-Butylbenzene	98-06-6	43		5.3	0.29	ug/Kg
1,2,4-Trimethylbenzene	95-63-6	43		5.3	0.43	ug/Kg
Sec-butylbenzene	135-98-8	42		5.3	0.25	ug/Kg
p-Isopropyltoluene	99-87-6	41		5.3	0.62	ug/Kg
1,3-Dichlorobenzene	541-73-1	45		5.3	0.22	ug/Kg
1,4-Dichlorobenzene	106-46-7	42		5.3	0.37	ug/Kg
n-Butylbenzene	104-51-8	43		5.3	0.43	ug/Kg
1,2-Dichlorobenzene	95-50-1	44		5.3	0.43	ug/Kg
2-Dibromo-3-Chloropropane	96-12-8	51		5.3	0.71	ug/Kg
,2,4-Trichlorobenzene	120-82-1	48		5.3	0.26	ug/Kg
Hexachlorobutadiene	87-68-3	43		5.3	0.48	ug/Kg
Naphthalene	91-20-3	57		5.3	0.31	ug/Kg

Chemtech Consulting Group

Volatiles
SW-846

SDG No.: S3541-01

Client: Shaw E & I, Inc.

Sample ID:	S3541-06MSD	**Client ID:**	B-5(23-28)MSDMSD
Date Collected:	7/10/2004	**Date Received:**	7/12/2004
Date Analyzed:	7/15/2004	**Matrix:**	SOIL
File ID:	VK071414.D	**Analytical Run ID:**	VK071304
Dilution:	1	**Instrument ID:**	MSVOAK
Analytical Method:	8260	**Associated Blank:**	VBK0714S3
Sample Wt/Wol:	5.0 **Units:** g	**Soil Extract Vol:**	
Soil Aliquot Vol:		**% Moisture:**	5

Parameter	CAS Number	Concentration	C	RDL	MDL	Units
1,2,3-Trichlorobenzene	87-61-6	49		5.3	0.46	ug/Kg
SURROGATES						
1,2-Dichloroethane-d4	17060-07-0	40.36	81 %	75 - 125		SPK: 50
Dibromofluoromethane	1868-53-7	45.05	90 %	75 - 125		SPK: 50
Toluene-d8	2037-26-5	48.63	97 %	75 - 125		SPK: 50
4-Bromofluorobenzene	460-00-4	48.49	97 %	75 - 125		SPK: 50
INTERNAL STANDARDS						
Pentafluorobenzene	363-72-4	192732	4.21			
1,4-Difluorobenzene	540-36-3	352870	4.83			
Chlorobenzene-d5	3114-55-4	290960	7.32			
1,4-Dichlorobenzene-d4	3855-82-1	127757	8.74			

Chemtech Consulting Group

Volatiles
SW-846

SDG No.: S3541-01

Client: Shaw E & I, Inc.

Sample ID: S3541-07 **Client ID:** B-5(28-33)

Date Collected: 7/10/2004 **Date Received:** 7/12/2004
Date Analyzed: 7/15/2004 **Matrix:** SOIL
File ID: VK071417.D **Analytical Run ID:** VK071304
Dilution: 1 **Instrument ID:** MSVOAK
Analytical Method: 8260 **Associated Blank:** VBK0714S3
Sample Wt/Vol: 5.0 **Units:** g **Soil Extract Vol:**
Soil Aliquot Vol: **% Moisture:** 3

Parameter	CAS Number	Concentration	C	RDL	MDL	Units
TARGETS						
Dichlorodifluoromethane	75-71-8	< 1.3	U	5.2	1.3	ug/Kg
Chloromethane	74-87-3	< 0.34	U	5.2	0.34	ug/Kg
Vinyl chloride	75-01-4	< 0.24	U	5.2	0.24	ug/Kg
Bromomethane	74-83-9	< 0.73	U	5.2	0.73	ug/Kg
Chloroethane	75-00-3	< 0.54	U	5.2	0.54	ug/Kg
Trichlorofluoromethane	75-69-4	< 2.5	U	5.2	2.5	ug/Kg
Tert butyl alcohol	75-65-0	< 15	U	26	15	ug/Kg
1,1-Dichloroethene	75-35-4	< 0.22	U	5.2	0.22	ug/Kg
Acrolein	107-02-8	< 2.4	U	26	2.4	ug/Kg
Acrylonitrile	107-13-1	< 8.8	U	26	8.8	ug/Kg
Acetone	67-64-1	< 7.7	U	26	7.7	ug/Kg
Carbon disulfide	75-15-0	< 0.10	U	5.2	0.10	ug/Kg
Methyl tert-butyl Ether	1634-04-4	< 0.24	U	5.2	0.24	ug/Kg
Methylene Chloride	75-09-2	25	B	5.2	0.70	ug/Kg
trans-1,2-Dichloroethene	156-60-5	< 0.38	U	5.2	0.38	ug/Kg
Vinyl Acetate	108-05-4	< 5.6	U	26	5.6	ug/Kg
1,1-Dichloroethane	75-34-3	< 0.36	U	5.2	0.36	ug/Kg
2-Butanone	78-93-3	< 2.3	U	26	2.3	ug/Kg
Carbon Tetrachloride	56-23-5	< 0.31	U	5.2	0.31	ug/Kg
2,2-Dichloropropane	594-20-7	< 1.1	U	5.2	1.1	ug/Kg
cis-1,2-Dichloroethene	156-59-2	< 0.36	U	5.2	0.36	ug/Kg
Bromochloromethane	74-97-5	< 0.45	U	5.2	0.45	ug/Kg
Chloroform	67-66-3	< 0.24	U	5.2	0.24	ug/Kg
1,1,1-Trichloroethane	71-55-6	< 0.28	U	5.2	0.28	ug/Kg
1,1-Dichloropropene	563-43-2	< 0.43	U	5.2	0.43	ug/Kg
Benzene	71-43-2	< 0.21	U	5.2	0.21	ug/Kg
1,2-Dichloroethane	107-06-2	< 3.2	U	5.2	3.2	ug/Kg
Trichloroethene	79-01-6	< 0.33	U	5.2	0.33	ug/Kg
1,2-Dichloropropane	78-87-5	< 0.35	U	5.2	0.35	ug/Kg
Dibromomethane	74-95-3	< 0.27	U	5.2	0.27	ug/Kg
Bromodichloromethane	75-27-4	< 0.34	U	5.2	0.34	ug/Kg
4-Methyl-2-Pentanone	108-10-1	< 2.5	U	26	2.5	ug/Kg
Toluene	108-88-3	< 0.27	U	5.2	0.27	ug/Kg
t-1,3-Dichloropropene	10061-02-6	< 0.26	U	5.2	0.26	ug/Kg

Chemtech Consulting Group

Volatiles
SW-846

SDG No.: S3541-01

Client: Shaw E & I, Inc.

Sample ID: S3541-07 **Client ID:** B-5(28-33)

Date Collected: 7/10/2004 **Date Received:** 7/12/2004
Date Analyzed: 7/15/2004 **Matrix:** SOIL
File ID: VK071417.D **Analytical Run ID:** VK071304
Dilution: 1 **Instrument ID:** MSVOAK
Analytical Method: 8260 **Associated Blank:** VBK0714S3
Sample Wt/Wol: 5.0 **Units:** g **Soil Extract Vol:**
Soil Aliquot Vol: **% Moisture:** 3

Parameter	CAS Number	Concentration	C	RDL	MDL	Units
cis-1,3-Dichloropropene	10061-01-5	< 0.20	U	5.2	0.20	ug/Kg
1,1,2-Trichloroethane	79-00-5	< 0.52	U	5.2	0.52	ug/Kg
1,3-Dichloropropane	142-28-9	< 0.47	U	5.2	0.47	ug/Kg
2-Chloroethyl vinyl ether	110-75-8	< 1.2	U	26	1.2	ug/Kg
2-Hexanone	591-78-6	< 3.3	U	26	3.3	ug/Kg
Dibromochloromethane	124-48-1	< 0.30	U	5.2	0.30	ug/Kg
1,2-Dibromoethane	106-93-4	< 0.43	U	5.2	0.43	ug/Kg
Tetrachloroethene	127-18-4	< 0.65	U	5.2	0.65	ug/Kg
Chlorobenzene	108-90-7	< 0.36	U	5.2	0.36	ug/Kg
,1,1,2-Tetrachloroethane	630-20-6	< 0.18	U	5.2	0.18	ug/Kg
Ethyl Benzene	100-41-4	< 0.26	U	5.2	0.26	ug/Kg
m/p-Xylenes	136777-61-2	< 0.53	U	5.2	0.53	ug/Kg
o-Xylene	95-47-6	< 0.45	U	5.2	0.45	ug/Kg
Styrene	100-42-5	< 0.32	U	5.2	0.32	ug/Kg
Bromoform	75-25-2	< 0.31	U	5.2	0.31	ug/Kg
Isopropylbenzene	98-82-8	< 0.38	U	5.2	0.38	ug/Kg
1,1,2,2-Tetrachloroethane	79-34-5	< 0.55	U	5.2	0.55	ug/Kg
1,2,3-Trichloropropane	96-18-4	< 0.42	U	5.2	0.42	ug/Kg
Bromobenzene	108-86-1	< 0.42	U	5.2	0.42	ug/Kg
N-propylbenzene	103-61-5	< 0.43	U	5.2	0.43	ug/Kg
2-Chlorotoluene	95-49-8	< 0.28	U	5.2	0.28	ug/Kg
1,3,5-Trimethylbenzene	108-67-8	< 0.29	U	5.2	0.29	ug/Kg
4-Chlorotoluene	106-43-4	< 0.30	U	5.2	0.30	ug/Kg
tert-Butylbenzene	98-06-6	< 0.28	U	5.2	0.28	ug/Kg
1,2,4-Trimethylbenzene	95-63-6	< 0.42	U	5.2	0.42	ug/Kg
Sec-butylbenzene	135-98-8	< 0.25	U	5.2	0.25	ug/Kg
p-Isopropyltoluene	99-87-6	< 0.60	U	5.2	0.60	ug/Kg
1,3-Dichlorobenzene	541-73-1	< 0.22	U	5.2	0.22	ug/Kg
1,4-Dichlorobenzene	106-46-7	< 0.36	U	5.2	0.36	ug/Kg
n-Butylbenzene	104-51-8	< 0.42	U	5.2	0.42	ug/Kg
1,2-Dichlorobenzene	95-50-1	< 0.42	U	5.2	0.42	ug/Kg
',2-Dibromo-3-Chloropropane	96-12-8	< 0.70	U	5.2	0.70	ug/Kg
,2,4-Trichlorobenzene	120-82-1	< 0.26	U	5.2	0.26	ug/Kg
Hexachlorobutadiene	87-68-3	< 0.47	U	5.2	0.47	ug/Kg
Naphthalene	91-20-3	3.7	J	5.2	0.31	ug/Kg

Chemtech Consulting Group

Volatiles
SW-846

SDG No.: S3541-01

Client: Shaw E & I, Inc.

Sample ID:	S3541-07	**Client ID:**	B-5(28-33)
Date Collected:	7/10/2004	**Date Received:**	7/12/2004
Date Analyzed:	7/15/2004	**Matrix:**	SOIL
File ID:	VK071417.D	**Analytical Run ID:**	VK071304
Dilution:	1	**Instrument ID:**	MSVOAK
Analytical Method:	8260	**Associated Blank:**	VBK0714S3
Sample Wt/Vol:	5.0 **Units:** g	**Soil Extract Vol:**	
Soil Aliquot Vol:		**% Moisture:**	3

Parameter	CAS Number	Concentration	C	RDL	MDL	Units
1,2,3-Trichlorobenzene	87-61-6	< 0.45	U	5.2	0.45	ug/Kg
SURROGATES						
1,2-Dichloroethane-d4	17060-07-0	37.73	75 %	75 - 125		SPK: 50
Dibromofluoromethane	1868-53-7	46.1	92 %	75 - 125		SPK: 50
Toluene-d8	2037-26-5	48.05	96 %	75 - 125		SPK: 50
4-Bromofluorobenzene	460-00-4	51.62	103 %	75 - 125		SPK: 50
INTERNAL STANDARDS						
Pentafluorobenzene	363-72-4	201365	4.21			
1,4-Difluorobenzene	540-36-3	364826	4.83			
Chlorobenzene-d5	3114-55-4	286912	7.33			
1,4-Dichlorobenzene-d4	3855-82-1	126864	8.76			

Chemtech Consulting Group

Volatiles
SW-846

SDG No.: S3541-01

Client: Shaw E & I, Inc.

Sample ID: S3541-08 **Client ID:** B-6(28-33)

Date Collected: 7/10/2004 **Date Received:** 7/12/2004
Date Analyzed: 7/15/2004 **Matrix:** SOIL
File ID: VK071524.D **Analytical Run ID:** VK071304
Dilution: 1 **Instrument ID:** MSVOAK
Analytical Method: 8260 **Associated Blank:** VBK0715S2
Sample Wt/Vol: 5.0 **Units:** g **Soil Extract Vol:**
Soil Aliquot Vol: **% Moisture:** 5

Parameter	CAS Number	Concentration	C	RDL	MDL	Units
TARGETS						
Dichlorodifluoromethane	75-71-8	< 1.3	U	5.3	1.3	ug/Kg
Chloromethane	74-87-3	< 0.35	U	5.3	0.35	ug/Kg
Vinyl chloride	75-01-4	< 0.25	U	5.3	0.25	ug/Kg
Bromomethane	74-83-9	< 0.75	U	5.3	0.75	ug/Kg
Chloroethane	75-00-3	< 0.55	U	5.3	0.55	ug/Kg
Trichlorofluoromethane	75-69-4	< 2.6	U	5.3	2.6	ug/Kg
Tert butyl alcohol	75-65-0	< 15	U	26	15	ug/Kg
',1-Dichloroethene	75-35-4	< 0.23	U	5.3	0.23	ug/Kg
,crolein	107-02-8	< 2.5	U	26	2.5	ug/Kg
Acrylonitrile	107-13-1	< 9.0	U	26	9.0	ug/Kg
Acetone	67-64-1	< 7.9	U	26	7.9	ug/Kg
Carbon disulfide	75-15-0	< 0.11	U	5.3	0.11	ug/Kg
Methyl tert-butyl Ether	1634-04-4	< 0.24	U	5.3	0.24	ug/Kg
Methylene Chloride	75-09-2	31		5.3	0.72	ug/Kg
trans-1,2-Dichloroethene	156-60-5	< 0.39	U	5.3	0.39	ug/Kg
Vinyl Acetate	108-05-4	< 5.7	U	26	5.7	ug/Kg
1,1-Dichloroethane	75-34-3	< 0.37	U	5.3	0.37	ug/Kg
2-Butanone	78-93-3	< 2.4	U	26	2.4	ug/Kg
Carbon Tetrachloride	56-23-5	< 0.31	U	5.3	0.31	ug/Kg
2,2-Dichloropropane	594-20-7	< 1.1	U	5.3	1.1	ug/Kg
cis-1,2-Dichloroethene	156-59-2	< 0.37	U	5.3	0.37	ug/Kg
Bromochloromethane	74-97-5	< 0.46	U	5.3	0.46	ug/Kg
Chloroform	67-66-3	< 0.25	U	5.3	0.25	ug/Kg
1,1,1-Trichloroethane	71-55-6	< 0.29	U	5.3	0.29	ug/Kg
1,1-Dichloropropene	563-43-2	< 0.44	U	5.3	0.44	ug/Kg
Benzene	71-43-2	< 0.21	U	5.3	0.21	ug/Kg
1,2-Dichloroethane	107-06-2	< 3.2	U	5.3	3.2	ug/Kg
Trichloroethene	79-01-6	< 0.34	U	5.3	0.34	ug/Kg
1,2-Dichloropropane	78-87-5	< 0.35	U	5.3	0.35	ug/Kg
Dibromomethane	74-95-3	< 0.28	U	5.3	0.28	ug/Kg
romodichloromethane	75-27-4	< 0.35	U	5.3	0.35	ug/Kg
4-Methyl-2-Pentanone	108-10-1	< 2.5	U	26	2.5	ug/Kg
Toluene	108-88-3	< 0.27	U	5.3	0.27	ug/Kg
t-1,3-Dichloropropene	10061-02-6	< 0.27	U	5.3	0.27	ug/Kg

Chemtech Consulting Group

Volatiles
SW-846

SDG No.: S3541-01

Client: Shaw E & I, Inc.

Sample ID: S3541-08 **Client ID:** B-6(28-33)

Date Collected: 7/10/2004 **Date Received:** 7/12/2004
Date Analyzed: 7/15/2004 **Matrix:** SOIL
File ID: VK071524.D **Analytical Run ID:** VK071304
Dilution: 1 **Instrument ID:** MSVOAK
Analytical Method: 8260 **Associated Blank:** VBK0715S2
Sample Wt/Vol: 5.0 **Units:** g **Soil Extract Vol:**
Soil Aliquot Vol: **% Moisture:** 5

Parameter	CAS Number	Concentration	C	RDL	MDL	Units
cis-1,3-Dichloropropene	10061-01-5	< 0.20	U	5.3	0.20	ug/Kg
1,1,2-Trichloroethane	79-00-5	< 0.53	U	5.3	0.53	ug/Kg
1,3-Dichloropropane	142-28-9	< 0.48	U	5.3	0.48	ug/Kg
2-Chloroethyl vinyl ether	110-75-8	< 1.2	U	26	1.2	ug/Kg
2-Hexanone	591-78-6	< 3.4	U	26	3.4	ug/Kg
Dibromochloromethane	124-48-1	< 0.31	U	5.3	0.31	ug/Kg
1,2-Dibromoethane	106-93-4	< 0.44	U	5.3	0.44	ug/Kg
Tetrachloroethene	127-18-4	< 0.67	U	5.3	0.67	ug/Kg
Chlorobenzene	108-90-7	< 0.37	U	5.3	0.37	ug/Kg
,1,1,2-Tetrachloroethane	630-20-6	< 0.19	U	5.3	0.19	ug/Kg
Ethyl Benzene	100-41-4	< 0.26	U	5.3	0.26	ug/Kg
m/p-Xylenes	136777-61-2	< 0.54	U	5.3	0.54	ug/Kg
o-Xylene	95-47-6	< 0.45	U	5.3	0.45	ug/Kg
Styrene	100-42-5	< 0.33	U	5.3	0.33	ug/Kg
Bromoform	75-25-2	< 0.31	U	5.3	0.31	ug/Kg
Isopropylbenzene	98-82-8	< 0.39	U	5.3	0.39	ug/Kg
1,1,2,2-Tetrachloroethane	79-34-5	< 0.56	U	5.3	0.56	ug/Kg
1,2,3-Trichloropropane	96-18-4	< 0.43	U	5.3	0.43	ug/Kg
Bromobenzene	108-86-1	< 0.42	U	5.3	0.42	ug/Kg
N-propylbenzene	103-61-5	< 0.44	U	5.3	0.44	ug/Kg
2-Chlorotoluene	95-49-8	< 0.29	U	5.3	0.29	ug/Kg
1,3,5-Trimethylbenzene	108-67-8	< 0.30	U	5.3	0.30	ug/Kg
4-Chlorotoluene	106-43-4	< 0.31	U	5.3	0.31	ug/Kg
tert-Butylbenzene	98-06-6	< 0.29	U	5.3	0.29	ug/Kg
1,2,4-Trimethylbenzene	95-63-6	< 0.43	U	5.3	0.43	ug/Kg
Sec-butylbenzene	135-98-8	< 0.25	U	5.3	0.25	ug/Kg
p-Isopropyltoluene	99-87-6	< 0.62	U	5.3	0.62	ug/Kg
1,3-Dichlorobenzene	541-73-1	< 0.22	U	5.3	0.22	ug/Kg
1,4-Dichlorobenzene	106-46-7	< 0.37	U	5.3	0.37	ug/Kg
n-Butylbenzene	104-51-8	< 0.43	U	5.3	0.43	ug/Kg
1,2-Dichlorobenzene	95-50-1	< 0.43	U	5.3	0.43	ug/Kg
',2-Dibromo-3-Chloropropane	96-12-8	< 0.71	U	5.3	0.71	ug/Kg
1,2,4-Trichlorobenzene	120-82-1	< 0.26	U	5.3	0.26	ug/Kg
Hexachlorobutadiene	87-68-3	< 0.48	U	5.3	0.48	ug/Kg
Naphthalene	91-20-3	< 0.31	U	5.3	0.31	ug/Kg

Chemtech Consulting Group

Volatiles
SW-846

SDG No.: S3541-01

Client: Shaw E & I, Inc.

Sample ID: S3541-08 **Client ID:** B-6(28-33)

Date Collected: 7/10/2004 **Date Received:** 7/12/2004
Date Analyzed: 7/15/2004 **Matrix:** SOIL
File ID: VK071524.D **Analytical Run ID:** VK071304
Dilution: 1 **Instrument ID:** MSVOAK
Analytical Method: 8260 **Associated Blank:** VBK0715S2
Sample Wt/Vol: 5.0 **Units:** g **Soil Extract Vol:**
Soil Aliquot Vol: **% Moisture:** 5

Parameter	CAS Number	Concentration	C	RDL	MDL	Units
1,2,3-Trichlorobenzene	87-61-6	< 0.46	U	5.3	0.46	ug/Kg
SURROGATES						
1,2-Dichloroethane-d4	17060-07-0	38.48	77 %	75 - 125		SPK: 50
Dibromofluoromethane	1868-53-7	47.1	94 %	75 - 125		SPK: 50
Toluene-d8	2037-26-5	44.59	89 %	75 - 125		SPK: 50
4-Bromofluorobenzene	460-00-4	52.59	105 %	75 - 125		SPK: 50
INTERNAL STANDARDS						
Pentafluorobenzene	363-72-4	187709	4.22			
1,4-Difluorobenzene	540-36-3	345530	4.84			
hlorobenzene-d5	3114-55-4	293276	7.33			
.,4-Dichlorobenzene-d4	3855-82-1	107746	8.75			

Chemtech Consulting Group

Volatiles
SW-846

SDG No.: S3541-01

Client: Shaw E & I, Inc.

Sample ID:	S3541-09	**Client ID:**	B-7(28-33)
Date Collected:	7/10/2004	**Date Received:**	7/12/2004
Date Analyzed:	7/15/2004	**Matrix:**	SOIL
File ID:	VK071525.D	**Analytical Run ID:**	VK071304
Dilution:	1	**Instrument ID:**	MSVOAK
Analytical Method:	8260	**Associated Blank:**	VBK0715S2
Sample Wt/Vol:	5.0 **Units:** g	**Soil Extract Vol:**	
Soil Aliquot Vol:		**% Moisture:**	3

Parameter	CAS Number	Concentration	C	RDL	MDL	Units
TARGETS						
Dichlorodifluoromethane	75-71-8	< 1.3	U	5.2	1.3	ug/Kg
Chloromethane	74-87-3	< 0.34	U	5.2	0.34	ug/Kg
Vinyl chloride	75-01-4	< 0.24	U	5.2	0.24	ug/Kg
Bromomethane	74-83-9	< 0.73	U	5.2	0.73	ug/Kg
Chloroethane	75-00-3	< 0.54	U	5.2	0.54	ug/Kg
Trichlorofluoromethane	75-69-4	< 2.5	U	5.2	2.5	ug/Kg
Tert butyl alcohol	75-65-0	< 15	U	26	15	ug/Kg
1,1-Dichloroethene	75-35-4	< 0.22	U	5.2	0.22	ug/Kg
.crolein	107-02-8	< 2.4	U	26	2.4	ug/Kg
Acrylonitrile	107-13-1	< 8.8	U	26	8.8	ug/Kg
Acetone	67-64-1	< 7.7	U	26	7.7	ug/Kg
Carbon disulfide	75-15-0	< 0.10	U	5.2	0.10	ug/Kg
Methyl tert-butyl Ether	1634-04-4	< 0.24	U	5.2	0.24	ug/Kg
Methylene Chloride	75-09-2	22		5.2	0.70	ug/Kg
trans-1,2-Dichloroethene	156-60-5	< 0.38	U	5.2	0.38	ug/Kg
Vinyl Acetate	108-05-4	< 5.6	U	26	5.6	ug/Kg
1,1-Dichloroethane	75-34-3	< 0.36	U	5.2	0.36	ug/Kg
2-Butanone	78-93-3	< 2.3	U	26	2.3	ug/Kg
Carbon Tetrachloride	56-23-5	< 0.31	U	5.2	0.31	ug/Kg
2,2-Dichloropropane	594-20-7	< 1.1	U	5.2	1.1	ug/Kg
cis-1,2-Dichloroethene	156-59-2	< 0.36	U	5.2	0.36	ug/Kg
Bromochloromethane	74-97-5	< 0.45	U	5.2	0.45	ug/Kg
Chloroform	67-66-3	< 0.24	U	5.2	0.24	ug/Kg
1,1,1-Trichloroethane	71-55-6	< 0.28	U	5.2	0.28	ug/Kg
1,1-Dichloropropene	563-43-2	< 0.43	U	5.2	0.43	ug/Kg
Benzene	71-43-2	< 0.21	U	5.2	0.21	ug/Kg
1,2-Dichloroethane	107-06-2	< 3.2	U	5.2	3.2	ug/Kg
Trichloroethene	79-01-6	< 0.33	U	5.2	0.33	ug/Kg
1,2-Dichloropropane	78-87-5	< 0.35	U	5.2	0.35	ug/Kg
Dibromomethane	74-95-3	< 0.27	U	5.2	0.27	ug/Kg
Bromodichloromethane	75-27-4	< 0.34	U	5.2	0.34	ug/Kg
4-Methyl-2-Pentanone	108-10-1	< 2.5	U	26	2.5	ug/Kg
Toluene	108-88-3	< 0.27	U	5.2	0.27	ug/Kg
t-1,3-Dichloropropene	10061-02-6	< 0.26	U	5.2	0.26	ug/Kg

Chemtech Consulting Group

Volatiles
SW-846

SDG No.: S3541-01

Client: Shaw E & I, Inc.

Sample ID: S3541-09 **Client ID:** B-7(28-33)

Date Collected: 7/10/2004 **Date Received:** 7/12/2004
Date Analyzed: 7/15/2004 **Matrix:** SOIL
File ID: VK071525.D **Analytical Run ID:** VK071304
Dilution: 1 **Instrument ID:** MSVOAK
Analytical Method: 8260 **Associated Blank:** VBK0715S2
Sample Wt/Vol: 5.0 **Units:** g **Soil Extract Vol:**
Soil Aliquot Vol: **% Moisture:** 3

Parameter	CAS Number	Concentration	C	RDL	MDL	Units
cis-1,3-Dichloropropene	10061-01-5	< 0.20	U	5.2	0.20	ug/Kg
1,1,2-Trichloroethane	79-00-5	< 0.52	U	5.2	0.52	ug/Kg
1,3-Dichloropropane	142-28-9	< 0.47	U	5.2	0.47	ug/Kg
2-Chloroethyl vinyl ether	110-75-8	< 1.2	U	26	1.2	ug/Kg
2-Hexanone	591-78-6	< 3.3	U	26	3.3	ug/Kg
Dibromochloromethane	124-48-1	< 0.30	U	5.2	0.30	ug/Kg
1,2-Dibromoethane	106-93-4	< 0.43	U	5.2	0.43	ug/Kg
Tetrachloroethene	127-18-4	< 0.65	U	5.2	0.65	ug/Kg
Chlorobenzene	108-90-7	< 0.36	U	5.2	0.36	ug/Kg
1,1,2-Tetrachloroethane	630-20-6	< 0.18	U	5.2	0.18	ug/Kg
Ethyl Benzene	100-41-4	< 0.26	U	5.2	0.26	ug/Kg
m/p-Xylenes	136777-61-2	< 0.53	U	5.2	0.53	ug/Kg
o-Xylene	95-47-6	< 0.45	U	5.2	0.45	ug/Kg
Styrene	100-42-5	< 0.32	U	5.2	0.32	ug/Kg
Bromoform	75-25-2	< 0.31	U	5.2	0.31	ug/Kg
Isopropylbenzene	98-82-8	< 0.38	U	5.2	0.38	ug/Kg
1,1,2,2-Tetrachloroethane	79-34-5	< 0.55	U	5.2	0.55	ug/Kg
1,2,3-Trichloropropane	96-18-4	< 0.42	U	5.2	0.42	ug/Kg
Bromobenzene	108-86-1	< 0.42	U	5.2	0.42	ug/Kg
N-propylbenzene	103-61-5	< 0.43	U	5.2	0.43	ug/Kg
2-Chlorotoluene	95-49-8	< 0.28	U	5.2	0.28	ug/Kg
1,3,5-Trimethylbenzene	108-67-8	< 0.29	U	5.2	0.29	ug/Kg
4-Chlorotoluene	106-43-4	< 0.30	U	5.2	0.30	ug/Kg
tert-Butylbenzene	98-06-6	< 0.28	U	5.2	0.28	ug/Kg
1,2,4-Trimethylbenzene	95-63-6	< 0.42	U	5.2	0.42	ug/Kg
Sec-butylbenzene	135-98-8	< 0.25	U	5.2	0.25	ug/Kg
p-Isopropyltoluene	99-87-6	< 0.60	U	5.2	0.60	ug/Kg
1,3-Dichlorobenzene	541-73-1	< 0.22	U	5.2	0.22	ug/Kg
1,4-Dichlorobenzene	106-46-7	< 0.36	U	5.2	0.36	ug/Kg
n-Butylbenzene	104-51-8	< 0.42	U	5.2	0.42	ug/Kg
1,2-Dichlorobenzene	95-50-1	< 0.42	U	5.2	0.42	ug/Kg
1,2-Dibromo-3-Chloropropane	96-12-8	< 0.70	U	5.2	0.70	ug/Kg
1,2,4-Trichlorobenzene	120-82-1	< 0.26	U	5.2	0.26	ug/Kg
Hexachlorobutadiene	87-68-3	< 0.47	U	5.2	0.47	ug/Kg
Naphthalene	91-20-3	< 0.31	U	5.2	0.31	ug/Kg

Chemtech Consulting Group

Volatiles
SW-846

SDG No.: S3541-01

Client: Shaw E & I, Inc.

Sample ID:	S3541-09	**Client ID:**	B-7(28-33)
Date Collected:	7/10/2004	**Date Received:**	7/12/2004
Date Analyzed:	7/15/2004	**Matrix:**	SOIL
File ID:	VK071525.D	**Analytical Run ID:**	VK071304
Dilution:	1	**Instrument ID:**	MSVOAK
Analytical Method:	8260	**Associated Blank:**	VBK0715S2
Sample Wt/Wol:	5.0 **Units:** g	**Soil Extract Vol:**	
Soil Aliquot Vol:		**% Moisture:**	3

Parameter	CAS Number	Concentration	C	RDL	MDL	Units
1,2,3-Trichlorobenzene	87-61-6	< 0.45	U	5.2	0.45	ug/Kg
SURROGATES						
1,2-Dichloroethane-d4	17060-07-0	38.28	77 %	75 - 125		SPK: 50
Dibromofluoromethane	1868-53-7	45.59	91 %	75 - 125		SPK: 50
Toluene-d8	2037-26-5	45.52	91 %	75 - 125		SPK: 50
4-Bromofluorobenzene	460-00-4	48.23	96 %	75 - 125		SPK: 50
INTERNAL STANDARDS						
Pentafluorobenzene	363-72-4	193215	4.22			
1,4-Difluorobenzene	540-36-3	350543	4.84			
`hlorobenzene-d5	3114-55-4	245337	7.33			
ı,4-Dichlorobenzene-d4	3855-82-1	115048	8.75			

Chemtech Consulting Group

Volatiles
SW-846

SDG No.: S3541-01

Client: Shaw E & I, Inc.

Sample ID: S3541-10 **Client ID:** FIELDBLANK

Date Collected: 7/10/2004 **Date Received:** 7/12/2004
Date Analyzed: 7/16/2004 **Matrix:** WATER
File ID: VG071608.D **Analytical Run ID:** VG071404
Dilution: 1 **Instrument ID:** MSVOAG
Analytical Method: 8260 **Associated Blank:** VBG0716W2
Sample Wt/Wol: 5.0 **Units:** mL **Soil Extract Vol:**
Soil Aliquot Vol: **% Moisture:** 100

Parameter	CAS Number	Concentration	C	RDL	MDL	Units
TARGETS						
Dichlorodifluoromethane	75-71-8	< 0.33	U	5.0	0.33	ug/L
Chloromethane	74-87-3	< 0.68	U	5.0	0.68	ug/L
Vinyl chloride	75-01-4	< 0.27	U	5.0	0.27	ug/L
Bromomethane	74-83-9	< 0.78	U	5.0	0.78	ug/L
Chloroethane	75-00-3	< 0.88	U	5.0	0.88	ug/L
Trichlorofluoromethane	75-69-4	< 0.58	U	5.0	0.58	ug/L
Tert butyl alcohol	75-65-0	< 4.4	U	25	4.4	ug/L
1,1-Dichloroethene	75-35-4	< 0.32	U	5.0	0.32	ug/L
crolein	107-02-8	< 1.8	U	25	1.8	ug/L
Acrylonitrile	107-13-1	< 3.2	U	25	3.2	ug/L
Acetone	67-64-1	< 3.3	U	25	3.3	ug/L
Carbon disulfide	75-15-0	< 0.39	U	5.0	0.39	ug/L
Methyl tert-butyl Ether	1634-04-4	< 0.36	U	5.0	0.36	ug/L
Methylene Chloride	75-09-2	< 0.62	U	5.0	0.62	ug/L
trans-1,2-Dichloroethene	156-60-5	< 0.51	U	5.0	0.51	ug/L
Vinyl Acetate	108-05-4	< 2.4	U	25	2.4	ug/L
1,1-Dichloroethane	75-34-3	< 0.22	U	5.0	0.22	ug/L
2-Butanone	78-93-3	< 2.8	U	25	2.8	ug/L
Carbon Tetrachloride	56-23-5	< 0.47	U	5.0	0.47	ug/L
2,2-Dichloropropane	594-20-7	< 0.31	U	5.0	0.31	ug/L
cis-1,2-Dichloroethene	156-59-2	< 0.77	U	5.0	0.77	ug/L
Bromochloromethane	74-97-5	< 0.53	U	5.0	0.53	ug/L
Chloroform	67-66-3	< 0.58	U	5.0	0.58	ug/L
1,1,1-Trichloroethane	71-55-6	< 0.41	U	5.0	0.41	ug/L
1,1-Dichloropropene	563-43-2	< 0.37	U	5.0	0.37	ug/L
Benzene	71-43-2	< 0.24	U	5.0	0.24	ug/L
1,2-Dichloroethane	107-06-2	< 0.32	U	5.0	0.32	ug/L
Trichloroethene	79-01-6	< 0.67	U	5.0	0.67	ug/L
1,2-Dichloropropane	78-87-5	< 0.63	U	5.0	0.63	ug/L
Dibromomethane	74-95-3	< 0.60	U	5.0	0.60	ug/L
Bromodichloromethane	75-27-4	< 0.35	U	5.0	0.35	ug/L
Methyl-2-Pentanone	108-10-1	< 1.3	U	25	1.3	ug/L
Toluene	108-88-3	< 0.39	U	5.0	0.39	ug/L
t-1,3-Dichloropropene	10061-02-6	< 0.42	U	5.0	0.42	ug/L

Chemtech Consulting Group

Volatiles
SW-846

SDG No.: S3541-01

Client: Shaw E & I, Inc.

Sample ID: S3541-10 **Client ID:** FIELDBLANK

Date Collected: 7/10/2004 **Date Received:** 7/12/2004
Date Analyzed: 7/16/2004 **Matrix:** WATER
File ID: VG071608.D **Analytical Run ID:** VG071404
Dilution: 1 **Instrument ID:** MSVOAG
Analytical Method: 8260 **Associated Blank:** VBG0716W2
Sample Wt/Wol: 5.0 **Units:** mL **Soil Extract Vol:**
Soil Aliquot Vol: **% Moisture:** 100

Parameter	CAS Number	Concentration	C	RDL	MDL	Units
cis-1,3-Dichloropropene	10061-01-5	< 0.15	U	5.0	0.15	ug/L
1,1,2-Trichloroethane	79-00-5	< 0.52	U	5.0	0.52	ug/L
1,3-Dichloropropane	142-28-9	< 0.39	U	5.0	0.39	ug/L
2-Chloroethyl vinyl ether	110-75-8	< 1.9	U	25	1.9	ug/L
2-Hexanone	591-78-6	< 0.66	U	25	0.66	ug/L
Dibromochloromethane	124-48-1	< 0.38	U	5.0	0.38	ug/L
1,2-Dibromoethane	106-93-4	< 0.63	U	5.0	0.63	ug/L
Tetrachloroethene	127-18-4	< 0.33	U	5.0	0.33	ug/L
Chlorobenzene	108-90-7	< 0.37	U	5.0	0.37	ug/L
1,1,2-Tetrachloroethane	630-20-6	< 0.43	U	5.0	0.43	ug/L
thyl Benzene	100-41-4	< 0.41	U	5.0	0.41	ug/L
m/p-Xylenes	136777-61-2	< 0.96	U	5.0	0.96	ug/L
o-Xylene	95-47-6	< 0.37	U	5.0	0.37	ug/L
Styrene	100-42-5	< 0.34	U	5.0	0.34	ug/L
Bromoform	75-25-2	< 0.25	U	5.0	0.25	ug/L
Isopropylbenzene	98-82-8	< 0.33	U	5.0	0.33	ug/L
1,1,2,2-Tetrachloroethane	79-34-5	< 0.50	U	5.0	0.50	ug/L
1,2,3-Trichloropropane	96-18-4	< 0.45	U	5.0	0.45	ug/L
Bromobenzene	108-86-1	< 0.24	U	5.0	0.24	ug/L
N-propylbenzene	103-61-5	< 0.38	U	5.0	0.38	ug/L
2-Chlorotoluene	95-49-8	< 0.31	U	5.0	0.31	ug/L
1,3,5-Trimethylbenzene	108-67-8	< 0.37	U	5.0	0.37	ug/L
4-Chlorotoluene	106-43-4	< 0.74	U	5.0	0.74	ug/L
tert-Butylbenzene	98-06-6	< 0.36	U	5.0	0.36	ug/L
1,2,4-Trimethylbenzene	95-63-6	< 0.37	U	5.0	0.37	ug/L
Sec-butylbenzene	135-98-8	< 0.43	U	5.0	0.43	ug/L
p-Isopropyltoluene	99-87-6	< 0.36	U	5.0	0.36	ug/L
1,3-Dichlorobenzene	541-73-1	< 0.37	U	5.0	0.37	ug/L
1,4-Dichlorobenzene	106-46-7	< 0.39	U	5.0	0.39	ug/L
n-Butylbenzene	104-51-8	< 0.47	U	5.0	0.47	ug/L
1,2-Dichlorobenzene	95-50-1	< 0.37	U	5.0	0.37	ug/L
1,2-Dibromo-3-Chloropropane	96-12-8	< 0.94	U	5.0	0.94	ug/L
2,4-Trichlorobenzene	120-82-1	< 0.29	U	5.0	0.29	ug/L
Hexachlorobutadiene	87-68-3	< 0.26	U	5.0	0.26	ug/L
Naphthalene	91-20-3	< 0.47	U	5.0	0.47	ug/L

Chemtech Consulting Group

Volatiles
SW-846

SDG No.: S3541-01

Client: Shaw E & I, Inc.

Sample ID: S3541-10 **Client ID:** FIELDBLANK

Date Collected: 7/10/2004 **Date Received:** 7/12/2004
Date Analyzed: 7/16/2004 **Matrix:** WATER
File ID: VG071608.D **Analytical Run ID:** VG071404
Dilution: 1 **Instrument ID:** MSVOAG
Analytical Method: 8260 **Associated Blank:** VBG0716W2
Sample Wt/Vol: 5.0 **Units:** mL **Soil Extract Vol:**
Soil Aliquot Vol: **% Moisture:** 100

Parameter	CAS Number	Concentration	C	RDL	MDL	Units
1,2,3-Trichlorobenzene	87-61-6	< 0.24	U	5.0	0.24	ug/L
SURROGATES						
1,2-Dichloroethane-d4	17060-07-0	54.96	110 %	72 - 119		SPK: 50
Dibromofluoromethane	1868-53-7	54.02	108 %	85 - 115		SPK: 50
Toluene-d8	2037-26-5	52.85	106 %	81 - 120		SPK: 50
4-Bromofluorobenzene	460-00-4	53.36	107 %	76 - 119		SPK: 50
INTERNAL STANDARDS						
Pentafluorobenzene	363-72-4	937664	4.61			
1,4-Difluorobenzene	540-36-3	1657027	5.34			
hlorobenzene-d5	3114-55-4	1768321	8.59			
ı,4-Dichlorobenzene-d4	3855-82-1	890763	10.74			

Chemtech Consulting Group

Volatiles
SW-846

SDG No.: S3541-01
Client: Shaw E & I, Inc.

Sample ID: S3541-11 **Client ID:** DUP071004

Date Collected: 7/10/2004 **Date Received:** 7/12/2004
Date Analyzed: 7/15/2004 **Matrix:** SOIL
File ID: VK071526.D **Analytical Run ID:** VK071304
Dilution: 1 **Instrument ID:** MSVOAK
Analytical Method: 8260 **Associated Blank:** VBK0715S2
Sample Wt/Vol: 5.0 **Units:** g **Soil Extract Vol:**
Soil Aliquot Vol: **% Moisture:** 4

Parameter	CAS Number	Concentration	C	RDL	MDL	Units
TARGETS						
Dichlorodifluoromethane	75-71-8	< 1.3	U	5.2	1.3	ug/Kg
Chloromethane	74-87-3	< 0.34	U	5.2	0.34	ug/Kg
Vinyl chloride	75-01-4	< 0.24	U	5.2	0.24	ug/Kg
Bromomethane	74-83-9	< 0.74	U	5.2	0.74	ug/Kg
Chloroethane	75-00-3	< 0.55	U	5.2	0.55	ug/Kg
Trichlorofluoromethane	75-69-4	< 2.6	U	5.2	2.6	ug/Kg
Tert butyl alcohol	75-65-0	< 15	U	26	15	ug/Kg
1,1-Dichloroethene	75-35-4	< 0.22	U	5.2	0.22	ug/Kg
Acrolein	107-02-8	< 2.4	U	26	2.4	ug/Kg
Acrylonitrile	107-13-1	< 8.9	U	26	8.9	ug/Kg
Acetone	67-64-1	< 7.8	U	26	7.8	ug/Kg
Carbon disulfide	75-15-0	< 0.11	U	5.2	0.11	ug/Kg
Methyl tert-butyl Ether	1634-04-4	< 0.24	U	5.2	0.24	ug/Kg
Methylene Chloride	75-09-2	20		5.2	0.71	ug/Kg
trans-1,2-Dichloroethene	156-60-5	< 0.39	U	5.2	0.39	ug/Kg
Vinyl Acetate	108-05-4	< 5.6	U	26	5.6	ug/Kg
1,1-Dichloroethane	75-34-3	< 0.37	U	5.2	0.37	ug/Kg
2-Butanone	78-93-3	< 2.4	U	26	2.4	ug/Kg
Carbon Tetrachloride	56-23-5	< 0.31	U	5.2	0.31	ug/Kg
2,2-Dichloropropane	594-20-7	< 1.1	U	5.2	1.1	ug/Kg
cis-1,2-Dichloroethene	156-59-2	< 0.37	U	5.2	0.37	ug/Kg
Bromochloromethane	74-97-5	< 0.46	U	5.2	0.46	ug/Kg
Chloroform	67-66-3	< 0.25	U	5.2	0.25	ug/Kg
1,1,1-Trichloroethane	71-55-6	< 0.28	U	5.2	0.28	ug/Kg
1,1-Dichloropropene	563-43-2	< 0.43	U	5.2	0.43	ug/Kg
Benzene	71-43-2	< 0.21	U	5.2	0.21	ug/Kg
1,2-Dichloroethane	107-06-2	< 3.2	U	5.2	3.2	ug/Kg
Trichloroethene	79-01-6	< 0.33	U	5.2	0.33	ug/Kg
1,2-Dichloropropane	78-87-5	< 0.35	U	5.2	0.35	ug/Kg
Dibromomethane	74-95-3	< 0.28	U	5.2	0.28	ug/Kg
Bromodichloromethane	75-27-4	< 0.35	U	5.2	0.35	ug/Kg
Methyl-2-Pentanone	108-10-1	< 2.5	U	26	2.5	ug/Kg
Toluene	108-88-3	< 0.27	U	5.2	0.27	ug/Kg
t-1,3-Dichloropropene	10061-02-6	< 0.27	U	5.2	0.27	ug/Kg

ND

Chemtech Consulting Group

Volatiles
SW-846

SDG No.: S3541-01

Client: Shaw E & I, Inc.

Sample ID: S3541-11 **Client ID:** DUP071004

Date Collected: 7/10/2004 **Date Received:** 7/12/2004
Date Analyzed: 7/15/2004 **Matrix:** SOIL
File ID: VK071526.D **Analytical Run ID:** VK071304
Dilution: 1 **Instrument ID:** MSVOAK
Analytical Method: 8260 **Associated Blank:** VBK0715S2
Sample Wt/Vol: 5.0 **Units:** g **Soil Extract Vol:**
Soil Aliquot Vol: **% Moisture:** 4

Parameter	CAS Number	Concentration	C	RDL	MDL	Units
cis-1,3-Dichloropropene	10061-01-5	< 0.20	U	5.2	0.20	ug/Kg
1,1,2-Trichloroethane	79-00-5	< 0.53	U	5.2	0.53	ug/Kg
1,3-Dichloropropane	142-28-9	< 0.48	U	5.2	0.48	ug/Kg
2-Chloroethyl vinyl ether	110-75-8	< 1.2	U	26	1.2	ug/Kg
2-Hexanone	591-78-6	< 3.3	U	26	3.3	ug/Kg
Dibromochloromethane	124-48-1	< 0.30	U	5.2	0.30	ug/Kg
1,2-Dibromoethane	106-93-4	< 0.43	U	5.2	0.43	ug/Kg
Tetrachloroethene	127-18-4	< 0.66	U	5.2	0.66	ug/Kg
Chlorobenzene	108-90-7	< 0.37	U	5.2	0.37	ug/Kg
1,1,1,2-Tetrachloroethane	630-20-6	< 0.19	U	5.2	0.19	ug/Kg
Ethyl Benzene	100-41-4	< 0.26	U	5.2	0.26	ug/Kg
m/p-Xylenes	136777-61-2	< 0.54	U	5.2	0.54	ug/Kg
o-Xylene	95-47-6	< 0.45	U	5.2	0.45	ug/Kg
Styrene	100-42-5	< 0.33	U	5.2	0.33	ug/Kg
Bromoform	75-25-2	< 0.31	U	5.2	0.31	ug/Kg
Isopropylbenzene	98-82-8	< 0.39	U	5.2	0.39	ug/Kg
1,1,2,2-Tetrachloroethane	79-34-5	< 0.55	U	5.2	0.55	ug/Kg
1,2,3-Trichloropropane	96-18-4	< 0.42	U	5.2	0.42	ug/Kg
Bromobenzene	108-86-1	< 0.42	U	5.2	0.42	ug/Kg
N-propylbenzene	103-61-5	< 0.43	U	5.2	0.43	ug/Kg
2-Chlorotoluene	95-49-8	< 0.28	U	5.2	0.28	ug/Kg
1,3,5-Trimethylbenzene	108-67-8	< 0.30	U	5.2	0.30	ug/Kg
4-Chlorotoluene	106-43-4	< 0.30	U	5.2	0.30	ug/Kg
tert-Butylbenzene	98-06-6	< 0.29	U	5.2	0.29	ug/Kg
1,2,4-Trimethylbenzene	95-63-6	< 0.42	U	5.2	0.42	ug/Kg
Sec-butylbenzene	135-98-8	< 0.25	U	5.2	0.25	ug/Kg
p-Isopropyltoluene	99-87-6	< 0.61	U	5.2	0.61	ug/Kg
1,3-Dichlorobenzene	541-73-1	< 0.22	U	5.2	0.22	ug/Kg
1,4-Dichlorobenzene	106-46-7	< 0.37	U	5.2	0.37	ug/Kg
n-Butylbenzene	104-51-8	< 0.43	U	5.2	0.43	ug/Kg
1,2-Dichlorobenzene	95-50-1	< 0.43	U	5.2	0.43	ug/Kg
1,2-Dibromo-3-Chloropropane	96-12-8	< 0.71	U	5.2	0.71	ug/Kg
1,2,4-Trichlorobenzene	120-82-1	< 0.26	U	5.2	0.26	ug/Kg
Hexachlorobutadiene	87-68-3	< 0.48	U	5.2	0.48	ug/Kg
Naphthalene	91-20-3	< 0.31	U	5.2	0.31	ug/Kg

Chemtech Consulting Group

Volatiles
SW-846

SDG No.: S3541-01

Client: Shaw E & I, Inc.

Sample ID:	S3541-11	**Client ID:**	DUP071004
Date Collected:	7/10/2004	**Date Received:**	7/12/2004
Date Analyzed:	7/15/2004	**Matrix:**	SOIL
File ID:	VK071526.D	**Analytical Run ID:**	VK071304
Dilution:	1	**Instrument ID:**	MSVOAK
Analytical Method:	8260	**Associated Blank:**	VBK0715S2
Sample Wt/Wol:	5.0 **Units:** g	**Soil Extract Vol:**	
Soil Aliquot Vol:		**% Moisture:**	4

Parameter	CAS Number	Concentration	C	RDL	MDL	Units
1,2,3-Trichlorobenzene	87-61-6	< 0.46	U	5.2	0.46	ug/Kg
SURROGATES						
1,2-Dichloroethane-d4	17060-07-0	40.51	81 %	75 - 125		SPK: 50
Dibromofluoromethane	1868-53-7	47.46	95 %	75 - 125		SPK: 50
Toluene-d8	2037-26-5	44.87	90 %	75 - 125		SPK: 50
4-Bromofluorobenzene	460-00-4	49.35	99 %	75 - 125		SPK: 50
INTERNAL STANDARDS						
Pentafluorobenzene	363-72-4	185150	4.22			
1,4-Difluorobenzene	540-36-3	344130	4.83			
Chlorobenzene-d5	3114-55-4	259793	7.33			
1,4-Dichlorobenzene-d4	3855-82-1	118943	8.75			

Chemtech Consulting Group

Volatiles
SW-846

SDG No.: S3541-01

Client: Shaw E & I, Inc.

Sample ID: S3541-12 **Client ID:** B-8(28-33)

Date Collected: 7/11/2004 **Date Received:** 7/12/2004
Date Analyzed: 7/15/2004 **Matrix:** SOIL
File ID: VK071421.D **Analytical Run ID:** VK071304
Dilution: 1 **Instrument ID:** MSVOAK
Analytical Method: 8260 **Associated Blank:** VBK0714S3
Sample Wt/Vol: 5.0 **Units:** g **Soil Extract Vol:**
Soil Aliquot Vol: **% Moisture:** 3

Parameter	CAS Number	Concentration	C	RDL	MDL	Units
TARGETS						
Dichlorodifluoromethane	75-71-8	< 1.3	U	5.2	1.3	ug/Kg
Chloromethane	74-87-3	< 0.34	U	5.2	0.34	ug/Kg
Vinyl chloride	75-01-4	< 0.24	U	5.2	0.24	ug/Kg
Bromomethane	74-83-9	< 0.73	U	5.2	0.73	ug/Kg
Chloroethane	75-00-3	< 0.54	U	5.2	0.54	ug/Kg
Trichlorofluoromethane	75-69-4	< 2.5	U	5.2	2.5	ug/Kg
Tert butyl alcohol	75-65-0	< 15	U	26	15	ug/Kg
1,1-Dichloroethene	75-35-4	< 0.22	U	5.2	0.22	ug/Kg
Acrolein	107-02-8	< 2.4	U	26	2.4	ug/Kg
Acrylonitrile	107-13-1	< 8.8	U	26	8.8	ug/Kg
Acetone	67-64-1	< 7.7	U	26	7.7	ug/Kg
Carbon disulfide	75-15-0	< 0.10	U	5.2	0.10	ug/Kg
Methyl tert-butyl Ether	1634-04-4	< 0.24	U	5.2	0.24	ug/Kg
Methylene Chloride	75-09-2	29	B	5.2	0.70	ug/Kg
trans-1,2-Dichloroethene	156-60-5	< 0.38	U	5.2	0.38	ug/Kg
Vinyl Acetate	108-05-4	< 5.6	U	26	5.6	ug/Kg
1,1-Dichloroethane	75-34-3	< 0.36	U	5.2	0.36	ug/Kg
2-Butanone	78-93-3	< 2.3	U	26	2.3	ug/Kg
Carbon Tetrachloride	56-23-5	< 0.31	U	5.2	0.31	ug/Kg
2,2-Dichloropropane	594-20-7	< 1.1	U	5.2	1.1	ug/Kg
cis-1,2-Dichloroethene	156-59-2	< 0.36	U	5.2	0.36	ug/Kg
Bromochloromethane	74-97-5	< 0.45	U	5.2	0.45	ug/Kg
Chloroform	67-66-3	< 0.24	U	5.2	0.24	ug/Kg
1,1,1-Trichloroethane	71-55-6	< 0.28	U	5.2	0.28	ug/Kg
1,1-Dichloropropene	563-43-2	< 0.43	U	5.2	0.43	ug/Kg
Benzene	71-43-2	< 0.21	U	5.2	0.21	ug/Kg
1,2-Dichloroethane	107-06-2	< 3.2	U	5.2	3.2	ug/Kg
Trichloroethene	79-01-6	< 0.33	U	5.2	0.33	ug/Kg
1,2-Dichloropropane	78-87-5	< 0.35	U	5.2	0.35	ug/Kg
Dibromomethane	74-95-3	< 0.27	U	5.2	0.27	ug/Kg
Bromodichloromethane	75-27-4	< 0.34	U	5.2	0.34	ug/Kg
4-Methyl-2-Pentanone	108-10-1	< 2.5	U	26	2.5	ug/Kg
Toluene	108-88-3	< 0.27	U	5.2	0.27	ug/Kg
t-1,3-Dichloropropene	10061-02-6	< 0.26	U	5.2	0.26	ug/Kg

Chemtech Consulting Group

Volatiles
SW-846

SDG No.: S3541-01

Client: Shaw E & I, Inc.

Sample ID: S3541-12 **Client ID:** B-8(28-33)

Date Collected: 7/11/2004 **Date Received:** 7/12/2004
Date Analyzed: 7/15/2004 **Matrix:** SOIL
File ID: VK071421.D **Analytical Run ID:** VK071304
Dilution: 1 **Instrument ID:** MSVOAK
Analytical Method: 8260 **Associated Blank:** VBK0714S3
Sample Wt/Vol: 5.0 **Units:** g **Soil Extract Vol:**
Soil Aliquot Vol: **% Moisture:** 3

Parameter	CAS Number	Concentration	C	RDL	MDL	Units
cis-1,3-Dichloropropene	10061-01-5	< 0.20	U	5.2	0.20	ug/Kg
1,1,2-Trichloroethane	79-00-5	< 0.52	U	5.2	0.52	ug/Kg
1,3-Dichloropropane	142-28-9	< 0.47	U	5.2	0.47	ug/Kg
2-Chloroethyl vinyl ether	110-75-8	< 1.2	U	26	1.2	ug/Kg
2-Hexanone	591-78-6	< 3.3	U	26	3.3	ug/Kg
Dibromochloromethane	124-48-1	< 0.30	U	5.2	0.30	ug/Kg
1,2-Dibromoethane	106-93-4	< 0.43	U	5.2	0.43	ug/Kg
Tetrachloroethene	127-18-4	< 0.65	U	5.2	0.65	ug/Kg
Chlorobenzene	108-90-7	< 0.36	U	5.2	0.36	ug/Kg
1,1,1,2-Tetrachloroethane	630-20-6	< 0.18	U	5.2	0.18	ug/Kg
Ethyl Benzene	100-41-4	< 0.26	U	5.2	0.26	ug/Kg
m/p-Xylenes	136777-61-2	< 0.53	U	5.2	0.53	ug/Kg
o-Xylene	95-47-6	< 0.45	U	5.2	0.45	ug/Kg
Styrene	100-42-5	< 0.32	U	5.2	0.32	ug/Kg
Bromoform	75-25-2	< 0.31	U	5.2	0.31	ug/Kg
Isopropylbenzene	98-82-8	< 0.38	U	5.2	0.38	ug/Kg
1,1,2,2-Tetrachloroethane	79-34-5	< 0.55	U	5.2	0.55	ug/Kg
1,2,3-Trichloropropane	96-18-4	< 0.42	U	5.2	0.42	ug/Kg
Bromobenzene	108-86-1	< 0.42	U	5.2	0.42	ug/Kg
N-propylbenzene	103-61-5	< 0.43	U	5.2	0.43	ug/Kg
2-Chlorotoluene	95-49-8	< 0.28	U	5.2	0.28	ug/Kg
1,3,5-Trimethylbenzene	108-67-8	< 0.29	U	5.2	0.29	ug/Kg
4-Chlorotoluene	106-43-4	< 0.30	U	5.2	0.30	ug/Kg
tert-Butylbenzene	98-06-6	< 0.28	U	5.2	0.28	ug/Kg
1,2,4-Trimethylbenzene	95-63-6	< 0.42	U	5.2	0.42	ug/Kg
Sec-butylbenzene	135-98-8	< 0.25	U	5.2	0.25	ug/Kg
p-Isopropyltoluene	99-87-6	< 0.60	U	5.2	0.60	ug/Kg
1,3-Dichlorobenzene	541-73-1	< 0.22	U	5.2	0.22	ug/Kg
1,4-Dichlorobenzene	106-46-7	< 0.36	U	5.2	0.36	ug/Kg
n-Butylbenzene	104-51-8	< 0.42	U	5.2	0.42	ug/Kg
1,2-Dichlorobenzene	95-50-1	< 0.42	U	5.2	0.42	ug/Kg
1,2-Dibromo-3-Chloropropane	96-12-8	< 0.70	U	5.2	0.70	ug/Kg
2,4-Trichlorobenzene	120-82-1	< 0.26	U	5.2	0.26	ug/Kg
Hexachlorobutadiene	87-68-3	< 0.47	U	5.2	0.47	ug/Kg
Naphthalene	91-20-3	< 0.31	U	5.2	0.31	ug/Kg

Chemtech Consulting Group

Volatiles
SW-846

SDG No.: S3541-01

Client: Shaw E & I, Inc.

Sample ID:	S3541-12	**Client ID:**	B-8(28-33)
Date Collected:	7/11/2004	**Date Received:**	7/12/2004
Date Analyzed:	7/15/2004	**Matrix:**	SOIL
File ID:	VK071421.D	**Analytical Run ID:**	VK071304
Dilution:	1	**Instrument ID:**	MSVOAK
Analytical Method:	8260	**Associated Blank:**	VBK0714S3
Sample Wt/Vol:	5.0 **Units:** g	**Soil Extract Vol:**	
Soil Aliquot Vol:		**% Moisture:**	3

Parameter	CAS Number	Concentration	C	RDL	MDL	Units
1,2,3-Trichlorobenzene	87-61-6	< 0.45	U	5.2	0.45	ug/Kg
SURROGATES						
1,2-Dichloroethane-d4	17060-07-0	37.94	76 %	75 - 125		SPK: 50
Dibromofluoromethane	1868-53-7	42.93	86 %	75 - 125		SPK: 50
Toluene-d8	2037-26-5	44.02	88 %	75 - 125		SPK: 50
4-Bromofluorobenzene	460-00-4	50.81	102 %	75 - 125		SPK: 50
INTERNAL STANDARDS						
Pentafluorobenzene	363-72-4	190763	4.22			
1,4-Difluorobenzene	540-36-3	359906	4.84			
Chlorobenzene-d5	3114-55-4	254740	7.33			
1,4-Dichlorobenzene-d4	3855-82-1	116742	8.76			

Chemtech Consulting Group

Volatiles
SW-846

SDG No.: S3541-01
Client: Shaw E & I, Inc.

Sample ID: S3541-13 **Client ID:** B-9(28-33)

Date Collected: 7/11/2004 **Date Received:** 7/12/2004
Date Analyzed: 7/15/2004 **Matrix:** SOIL
File ID: VK071423.D **Analytical Run ID:** VK071304
Dilution: 1 **Instrument ID:** MSVOAK
Analytical Method: 8260 **Associated Blank:** VBK0714S3
Sample Wt/Vol: 5.0 **Units:** g **Soil Extract Vol:**
Soil Aliquot Vol: **% Moisture:** 4

Parameter	CAS Number	Concentration	C	RDL	MDL	Units
TARGETS						
Dichlorodifluoromethane	75-71-8	< 1.3	U	5.2	1.3	ug/Kg
Chloromethane	74-87-3	< 0.34	U	5.2	0.34	ug/Kg
Vinyl chloride	75-01-4	< 0.24	U	5.2	0.24	ug/Kg
Bromomethane	74-83-9	< 0.74	U	5.2	0.74	ug/Kg
Chloroethane	75-00-3	< 0.55	U	5.2	0.55	ug/Kg
Trichlorofluoromethane	75-69-4	< 2.6	U	5.2	2.6	ug/Kg
Tert butyl alcohol	75-65-0	< 15	U	26	15	ug/Kg
1,1-Dichloroethene	75-35-4	< 0.22	U	5.2	0.22	ug/Kg
.crolein	107-02-8	< 2.4	U	26	2.4	ug/Kg
Acrylonitrile	107-13-1	< 8.9	U	26	8.9	ug/Kg
Acetone	67-64-1	< 7.8	U	26	7.8	ug/Kg
Carbon disulfide	75-15-0	< 0.11	U	5.2	0.11	ug/Kg
Methyl tert-butyl Ether	1634-04-4	< 0.24	U	5.2	0.24	ug/Kg
Methylene Chloride	75-09-2	8.5	B	5.2	0.71	ug/Kg
trans-1,2-Dichloroethene	156-60-5	< 0.39	U	5.2	0.39	ug/Kg
Vinyl Acetate	108-05-4	< 5.6	U	26	5.6	ug/Kg
1,1-Dichloroethane	75-34-3	< 0.37	U	5.2	0.37	ug/Kg
2-Butanone	78-93-3	< 2.4	U	26	2.4	ug/Kg
Carbon Tetrachloride	56-23-5	< 0.31	U	5.2	0.31	ug/Kg
2,2-Dichloropropane	594-20-7	< 1.1	U	5.2	1.1	ug/Kg
cis-1,2-Dichloroethene	156-59-2	< 0.37	U	5.2	0.37	ug/Kg
Bromochloromethane	74-97-5	< 0.46	U	5.2	0.46	ug/Kg
Chloroform	67-66-3	< 0.25	U	5.2	0.25	ug/Kg
1,1,1-Trichloroethane	71-55-6	< 0.28	U	5.2	0.28	ug/Kg
1,1-Dichloropropene	563-43-2	< 0.43	U	5.2	0.43	ug/Kg
Benzene	71-43-2	< 0.21	U	5.2	0.21	ug/Kg
1,2-Dichloroethane	107-06-2	< 3.2	U	5.2	3.2	ug/Kg
Trichloroethene	79-01-6	< 0.33	U	5.2	0.33	ug/Kg
1,2-Dichloropropane	78-87-5	< 0.35	U	5.2	0.35	ug/Kg
Dibromomethane	74-95-3	< 0.28	U	5.2	0.28	ug/Kg
Bromodichloromethane	75-27-4	< 0.35	U	5.2	0.35	ug/Kg
Methyl-2-Pentanone	108-10-1	< 2.5	U	26	2.5	ug/Kg
Toluene	108-88-3	< 0.27	U	5.2	0.27	ug/Kg
t-1,3-Dichloropropene	10061-02-6	< 0.27	U	5.2	0.27	ug/Kg

Chemtech Consulting Group

Volatiles
SW-846

SDG No.: S3541-01

Client: Shaw E & I, Inc.

Sample ID: S3541-13 **Client ID:** B-9(28-33)

Date Collected: 7/11/2004 **Date Received:** 7/12/2004
Date Analyzed: 7/15/2004 **Matrix:** SOIL
File ID: VK071423.D **Analytical Run ID:** VK071304
Dilution: 1 **Instrument ID:** MSVOAK
Analytical Method: 8260 **Associated Blank:** VBK0714S3
Sample Wt/Vol: 5.0 **Units:** g **Soil Extract Vol:**
Soil Aliquot Vol: **% Moisture:** 4

Parameter	CAS Number	Concentration	C	RDL	MDL	Units
cis-1,3-Dichloropropene	10061-01-5	< 0.20	U	5.2	0.20	ug/Kg
1,1,2-Trichloroethane	79-00-5	< 0.53	U	5.2	0.53	ug/Kg
1,3-Dichloropropane	142-28-9	< 0.48	U	5.2	0.48	ug/Kg
2-Chloroethyl vinyl ether	110-75-8	< 1.2	U	26	1.2	ug/Kg
2-Hexanone	591-78-6	< 3.3	U	26	3.3	ug/Kg
Dibromochloromethane	124-48-1	< 0.30	U	5.2	0.30	ug/Kg
1,2-Dibromoethane	106-93-4	< 0.43	U	5.2	0.43	ug/Kg
Tetrachloroethene	127-18-4	< 0.66	U	5.2	0.66	ug/Kg
Chlorobenzene	108-90-7	< 0.37	U	5.2	0.37	ug/Kg
1,1,1,2-Tetrachloroethane	630-20-6	< 0.19	U	5.2	0.19	ug/Kg
Ethyl Benzene	100-41-4	< 0.26	U	5.2	0.26	ug/Kg
m/p-Xylenes	136777-61-2	< 0.54	U	5.2	0.54	ug/Kg
o-Xylene	95-47-6	< 0.45	U	5.2	0.45	ug/Kg
Styrene	100-42-5	< 0.33	U	5.2	0.33	ug/Kg
Bromoform	75-25-2	< 0.31	U	5.2	0.31	ug/Kg
Isopropylbenzene	98-82-8	< 0.39	U	5.2	0.39	ug/Kg
1,1,2,2-Tetrachloroethane	79-34-5	< 0.55	U	5.2	0.55	ug/Kg
1,2,3-Trichloropropane	96-18-4	< 0.42	U	5.2	0.42	ug/Kg
Bromobenzene	108-86-1	< 0.42	U	5.2	0.42	ug/Kg
N-propylbenzene	103-61-5	< 0.43	U	5.2	0.43	ug/Kg
2-Chlorotoluene	95-49-8	< 0.28	U	5.2	0.28	ug/Kg
1,3,5-Trimethylbenzene	108-67-8	< 0.30	U	5.2	0.30	ug/Kg
4-Chlorotoluene	106-43-4	< 0.30	U	5.2	0.30	ug/Kg
tert-Butylbenzene	98-06-6	< 0.29	U	5.2	0.29	ug/Kg
1,2,4-Trimethylbenzene	95-63-6	< 0.42	U	5.2	0.42	ug/Kg
Sec-butylbenzene	135-98-8	< 0.25	U	5.2	0.25	ug/Kg
p-Isopropyltoluene	99-87-6	< 0.61	U	5.2	0.61	ug/Kg
1,3-Dichlorobenzene	541-73-1	< 0.22	U	5.2	0.22	ug/Kg
1,4-Dichlorobenzene	106-46-7	< 0.37	U	5.2	0.37	ug/Kg
n-Butylbenzene	104-51-8	< 0.43	U	5.2	0.43	ug/Kg
1,2-Dichlorobenzene	95-50-1	< 0.43	U	5.2	0.43	ug/Kg
1,2-Dibromo-3-Chloropropane	96-12-8	< 0.71	U	5.2	0.71	ug/Kg
2,4-Trichlorobenzene	120-82-1	< 0.26	U	5.2	0.26	ug/Kg
Hexachlorobutadiene	87-68-3	< 0.48	U	5.2	0.48	ug/Kg
Naphthalene	91-20-3	< 0.31	U	5.2	0.31	ug/Kg

Chemtech Consulting Group

Volatiles
SW-846

SDG No.: S3541-01

Client: Shaw E & I, Inc.

Sample ID:	S3541-13	**Client ID:**	B-9(28-33)
Date Collected:	7/11/2004	**Date Received:**	7/12/2004
Date Analyzed:	7/15/2004	**Matrix:**	SOIL
File ID:	VK071423.D	**Analytical Run ID:**	VK071304
Dilution:	1	**Instrument ID:**	MSVOAK
Analytical Method:	8260	**Associated Blank:**	VBK0714S3
Sample Wt/Vol:	5.0 **Units:** g	**Soil Extract Vol:**	
Soil Aliquot Vol:		**% Moisture:**	4

Parameter	CAS Number	Concentration	C	RDL	MDL	Units
1,2,3-Trichlorobenzene	87-61-6	< 0.46	U	5.2	0.46	ug/Kg
SURROGATES						
1,2-Dichloroethane-d4	17060-07-0	35.81	72 %	75 - 125		SPK: 50
Dibromofluoromethane	1868-53-7	43.54	87 %	75 - 125		SPK: 50
Toluene-d8	2037-26-5	47.53	95 %	75 - 125		SPK: 50
4-Bromofluorobenzene	460-00-4	51.98	104 %	75 - 125		SPK: 50
INTERNAL STANDARDS						
Pentafluorobenzene	363-72-4	195323	4.22			
1,4-Difluorobenzene	540-36-3	339026	4.84			
hlorobenzene-d5	3114-55-4	259447	7.33			
1,4-Dichlorobenzene-d4	3855-82-1	108789	8.76			

Chemtech Consulting Group

Volatiles
SW-846

SDG No.: S3541-01
Client: Shaw E & I, Inc.

Sample ID: S3541-13RE
Client ID: B-9(28-33)RE

Date Collected: 7/11/2004
Date Analyzed: 7/15/2004
File ID: VK071527.D
Dilution: 1
Analytical Method: 8260
Sample Wt/Vol: 5.0 **Units:** g
Soil Aliquot Vol:

Date Received: 7/12/2004
Matrix: SOIL
Analytical Run ID: VK071304
Instrument ID: MSVOAK
Associated Blank: VBK0715S2
Soil Extract Vol:
% Moisture: 4

Parameter	CAS Number	Concentration	C	RDL	MDL	Units
TARGETS						
Dichlorodifluoromethane	75-71-8	< 1.3	U	5.2	1.3	ug/Kg
Chloromethane	74-87-3	< 0.34	U	5.2	0.34	ug/Kg
Vinyl chloride	75-01-4	< 0.24	U	5.2	0.24	ug/Kg
Bromomethane	74-83-9	< 0.74	U	5.2	0.74	ug/Kg
Chloroethane	75-00-3	< 0.55	U	5.2	0.55	ug/Kg
Trichlorofluoromethane	75-69-4	< 2.6	U	5.2	2.6	ug/Kg
Tert butyl alcohol	75-65-0	< 15	U	26	15	ug/Kg
1,1-Dichloroethene	75-35-4	< 0.22	U	5.2	0.22	ug/Kg
Acrolein	107-02-8	< 2.4	U	26	2.4	ug/Kg
Acrylonitrile	107-13-1	< 8.9	U	26	8.9	ug/Kg
Acetone	67-64-1	< 7.8	U	26	7.8	ug/Kg
Carbon disulfide	75-15-0	< 0.11	U	5.2	0.11	ug/Kg
Methyl tert-butyl Ether	1634-04-4	< 0.24	U	5.2	0.24	ug/Kg
Methylene Chloride	75-09-2	12		5.2	0.71	ug/Kg
trans-1,2-Dichloroethene	156-60-5	< 0.39	U	5.2	0.39	ug/Kg
Vinyl Acetate	108-05-4	< 5.6	U	26	5.6	ug/Kg
1,1-Dichloroethane	75-34-3	< 0.37	U	5.2	0.37	ug/Kg
2-Butanone	78-93-3	< 2.4	U	26	2.4	ug/Kg
Carbon Tetrachloride	56-23-5	< 0.31	U	5.2	0.31	ug/Kg
2,2-Dichloropropane	594-20-7	< 1.1	U	5.2	1.1	ug/Kg
cis-1,2-Dichloroethene	156-59-2	< 0.37	U	5.2	0.37	ug/Kg
Bromochloromethane	74-97-5	< 0.46	U	5.2	0.46	ug/Kg
Chloroform	67-66-3	< 0.25	U	5.2	0.25	ug/Kg
1,1,1-Trichloroethane	71-55-6	< 0.28	U	5.2	0.28	ug/Kg
1,1-Dichloropropene	563-43-2	< 0.43	U	5.2	0.43	ug/Kg
Benzene	71-43-2	< 0.21	U	5.2	0.21	ug/Kg
1,2-Dichloroethane	107-06-2	< 3.2	U	5.2	3.2	ug/Kg
Trichloroethene	79-01-6	< 0.33	U	5.2	0.33	ug/Kg
1,2-Dichloropropane	78-87-5	< 0.35	U	5.2	0.35	ug/Kg
Dibromomethane	74-95-3	< 0.28	U	5.2	0.28	ug/Kg
Bromodichloromethane	75-27-4	< 0.35	U	5.2	0.35	ug/Kg
-Methyl-2-Pentanone	108-10-1	< 2.5	U	26	2.5	ug/Kg
Toluene	108-88-3	< 0.27	U	5.2	0.27	ug/Kg
t-1,3-Dichloropropene	10061-02-6	< 0.27	U	5.2	0.27	ug/Kg

Chemtech Consulting Group

Volatiles
SW-846

SDG No.: S3541-01

Client: Shaw E & I, Inc.

Sample ID: S3541-13RE **Client ID:** B-9(28-33)RE

Date Collected: 7/11/2004 **Date Received:** 7/12/2004
Date Analyzed: 7/15/2004 **Matrix:** SOIL
File ID: VK071527.D **Analytical Run ID:** VK071304
Dilution: 1 **Instrument ID:** MSVOAK
Analytical Method: 8260 **Associated Blank:** VBK0715S2
Sample Wt/Vol: 5.0 **Units:** g **Soil Extract Vol:**
Soil Aliquot Vol: **% Moisture:** 4

Parameter	CAS Number	Concentration	C	RDL	MDL	Units
cis-1,3-Dichloropropene	10061-01-5	< 0.20	U	5.2	0.20	ug/Kg
1,1,2-Trichloroethane	79-00-5	< 0.53	U	5.2	0.53	ug/Kg
1,3-Dichloropropane	142-28-9	< 0.48	U	5.2	0.48	ug/Kg
2-Chloroethyl vinyl ether	110-75-8	< 1.2	U	26	1.2	ug/Kg
2-Hexanone	591-78-6	< 3.3	U	26	3.3	ug/Kg
Dibromochloromethane	124-48-1	< 0.30	U	5.2	0.30	ug/Kg
1,2-Dibromoethane	106-93-4	< 0.43	U	5.2	0.43	ug/Kg
Tetrachloroethene	127-18-4	< 0.66	U	5.2	0.66	ug/Kg
Chlorobenzene	108-90-7	< 0.37	U	5.2	0.37	ug/Kg
1,1,1,2-Tetrachloroethane	630-20-6	< 0.19	U	5.2	0.19	ug/Kg
Ethyl Benzene	100-41-4	< 0.26	U	5.2	0.26	ug/Kg
m/p-Xylenes	136777-61-2	< 0.54	U	5.2	0.54	ug/Kg
o-Xylene	95-47-6	< 0.45	U	5.2	0.45	ug/Kg
Styrene	100-42-5	< 0.33	U	5.2	0.33	ug/Kg
Bromoform	75-25-2	< 0.31	U	5.2	0.31	ug/Kg
Isopropylbenzene	98-82-8	< 0.39	U	5.2	0.39	ug/Kg
1,1,2,2-Tetrachloroethane	79-34-5	< 0.55	U	5.2	0.55	ug/Kg
1,2,3-Trichloropropane	96-18-4	< 0.42	U	5.2	0.42	ug/Kg
Bromobenzene	108-86-1	< 0.42	U	5.2	0.42	ug/Kg
N-propylbenzene	103-61-5	< 0.43	U	5.2	0.43	ug/Kg
2-Chlorotoluene	95-49-8	< 0.28	U	5.2	0.28	ug/Kg
1,3,5-Trimethylbenzene	108-67-8	< 0.30	U	5.2	0.30	ug/Kg
4-Chlorotoluene	106-43-4	< 0.30	U	5.2	0.30	ug/Kg
tert-Butylbenzene	98-06-6	< 0.29	U	5.2	0.29	ug/Kg
1,2,4-Trimethylbenzene	95-63-6	< 0.42	U	5.2	0.42	ug/Kg
Sec-butylbenzene	135-98-8	< 0.25	U	5.2	0.25	ug/Kg
p-Isopropyltoluene	99-87-6	< 0.61	U	5.2	0.61	ug/Kg
1,3-Dichlorobenzene	541-73-1	< 0.22	U	5.2	0.22	ug/Kg
1,4-Dichlorobenzene	106-46-7	< 0.37	U	5.2	0.37	ug/Kg
n-Butylbenzene	104-51-8	< 0.43	U	5.2	0.43	ug/Kg
1,2-Dichlorobenzene	95-50-1	< 0.43	U	5.2	0.43	ug/Kg
1,2-Dibromo-3-Chloropropane	96-12-8	< 0.71	U	5.2	0.71	ug/Kg
1,2,4-Trichlorobenzene	120-82-1	< 0.26	U	5.2	0.26	ug/Kg
Hexachlorobutadiene	87-68-3	< 0.48	U	5.2	0.48	ug/Kg
Naphthalene	91-20-3	< 0.31	U	5.2	0.31	ug/Kg

Chemtech Consulting Group

Volatiles
SW-846

SDG No.: S3541-01

Client: Shaw E & I, Inc.

Sample ID: S3541-13RE **Client ID:** B-9(28-33)RE

Date Collected: 7/11/2004 **Date Received:** 7/12/2004
Date Analyzed: 7/15/2004 **Matrix:** SOIL
File ID: VK071527.D **Analytical Run ID:** VK071304
Dilution: 1 **Instrument ID:** MSVOAK
Analytical Method: 8260 **Associated Blank:** VBK0715S2
Sample Wt/Wol: 5.0 **Units:** g **Soil Extract Vol:**
Soil Aliquot Vol: **% Moisture:** 4

Parameter	CAS Number	Concentration	C	RDL	MDL	Units
1,2,3-Trichlorobenzene	87-61-6	< 0.46	U	5.2	0.46	ug/Kg
SURROGATES						
1,2-Dichloroethane-d4	17060-07-0	32.93	66 %	75 - 125		SPK: 50
Dibromofluoromethane	1868-53-7	44.61	89 %	75 - 125		SPK: 50
Toluene-d8	2037-26-5	44.49	89 %	75 - 125		SPK: 50
4-Bromofluorobenzene	460-00-4	48.72	97 %	75 - 125		SPK: 50
INTERNAL STANDARDS						
Pentafluorobenzene	363-72-4	177413	4.22			
1,4-Difluorobenzene	540-36-3	327547	4.84			
Chlorobenzene-d5	3114-55-4	230903	7.33			
,4-Dichlorobenzene-d4	3855-82-1	97447	8.76			

Chemtech Consulting Group

Volatiles
SW-846

SDG No.: S3541-01

Client: Shaw E & I, Inc.

Sample ID: S3541-14 **Client ID:** B-10(28-33)

Date Collected: 7/11/2004 **Date Received:** 7/12/2004
Date Analyzed: 7/15/2004 **Matrix:** SOIL
File ID: VK071424.D **Analytical Run ID:** VK071304
Dilution: 1 **Instrument ID:** MSVOAK
Analytical Method: 8260 **Associated Blank:** VBK0714S3
Sample Wt/Vol: 5.0 **Units:** g **Soil Extract Vol:**
Soil Aliquot Vol: **% Moisture:** 5

Parameter	CAS Number	Concentration	C	RDL	MDL	Units
TARGETS						
Dichlorodifluoromethane	75-71-8	< 1.3	U	5.3	1.3	ug/Kg
Chloromethane	74-87-3	< 0.35	U	5.3	0.35	ug/Kg
Vinyl chloride	75-01-4	< 0.25	U	5.3	0.25	ug/Kg
Bromomethane	74-83-9	< 0.75	U	5.3	0.75	ug/Kg
Chloroethane	75-00-3	< 0.55	U	5.3	0.55	ug/Kg
Trichlorofluoromethane	75-69-4	< 2.6	U	5.3	2.6	ug/Kg
Tert butyl alcohol	75-65-0	< 15	U	26	15	ug/Kg
1,1-Dichloroethene	75-35-4	< 0.23	U	5.3	0.23	ug/Kg
Acrolein	107-02-8	< 2.5	U	26	2.5	ug/Kg
Acrylonitrile	107-13-1	< 9.0	U	26	9.0	ug/Kg
Acetone	67-64-1	< 7.9	U	26	7.9	ug/Kg
Carbon disulfide	75-15-0	< 0.11	U	5.3	0.11	ug/Kg
Methyl tert-butyl Ether	1634-04-4	< 0.24	U	5.3	0.24	ug/Kg
Methylene Chloride	75-09-2	32	B	5.3	0.72	ug/Kg
trans-1,2-Dichloroethene	156-60-5	< 0.39	U	5.3	0.39	ug/Kg
Vinyl Acetate	108-05-4	< 5.7	U	26	5.7	ug/Kg
1,1-Dichloroethane	75-34-3	< 0.37	U	5.3	0.37	ug/Kg
2-Butanone	78-93-3	< 2.4	U	26	2.4	ug/Kg
Carbon Tetrachloride	56-23-5	< 0.31	U	5.3	0.31	ug/Kg
2,2-Dichloropropane	594-20-7	< 1.1	U	5.3	1.1	ug/Kg
cis-1,2-Dichloroethene	156-59-2	< 0.37	U	5.3	0.37	ug/Kg
Bromochloromethane	74-97-5	< 0.46	U	5.3	0.46	ug/Kg
Chloroform	67-66-3	< 0.25	U	5.3	0.25	ug/Kg
1,1,1-Trichloroethane	71-55-6	< 0.29	U	5.3	0.29	ug/Kg
1,1-Dichloropropene	563-43-2	< 0.44	U	5.3	0.44	ug/Kg
Benzene	71-43-2	< 0.21	U	5.3	0.21	ug/Kg
1,2-Dichloroethane	107-06-2	< 3.2	U	5.3	3.2	ug/Kg
Trichloroethene	79-01-6	< 0.34	U	5.3	0.34	ug/Kg
1,2-Dichloropropane	78-87-5	< 0.35	U	5.3	0.35	ug/Kg
Dibromomethane	74-95-3	< 0.28	U	5.3	0.28	ug/Kg
Bromodichloromethane	75-27-4	< 0.35	U	5.3	0.35	ug/Kg
4-Methyl-2-Pentanone	108-10-1	< 2.5	U	26	2.5	ug/Kg
Toluene	108-88-3	< 0.27	U	5.3	0.27	ug/Kg
t-1,3-Dichloropropene	10061-02-6	< 0.27	U	5.3	0.27	ug/Kg

Chemtech Consulting Group

Volatiles
SW-846

SDG No.: S3541-01

Client: Shaw E & I, Inc.

Sample ID: S3541-14 **Client ID:** B-10(28-33)

Date Collected: 7/11/2004 **Date Received:** 7/12/2004
Date Analyzed: 7/15/2004 **Matrix:** SOIL
File ID: VK071424.D **Analytical Run ID:** VK071304
Dilution: 1 **Instrument ID:** MSVOAK
Analytical Method: 8260 **Associated Blank:** VBK0714S3
Sample Wt/Vol: 5.0 **Units:** g **Soil Extract Vol:**
Soil Aliquot Vol: **% Moisture:** 5

Parameter	CAS Number	Concentration	C	RDL	MDL	Units
cis-1,3-Dichloropropene	10061-01-5	< 0.20	U	5.3	0.20	ug/Kg
1,1,2-Trichloroethane	79-00-5	< 0.53	U	5.3	0.53	ug/Kg
1,3-Dichloropropane	142-28-9	< 0.48	U	5.3	0.48	ug/Kg
2-Chloroethyl vinyl ether	110-75-8	< 1.2	U	26	1.2	ug/Kg
2-Hexanone	591-78-6	< 3.4	U	26	3.4	ug/Kg
Dibromochloromethane	124-48-1	< 0.31	U	5.3	0.31	ug/Kg
1,2-Dibromoethane	106-93-4	< 0.44	U	5.3	0.44	ug/Kg
Tetrachloroethene	127-18-4	< 0.67	U	5.3	0.67	ug/Kg
Chlorobenzene	108-90-7	< 0.37	U	5.3	0.37	ug/Kg
1,1,1,2-Tetrachloroethane	630-20-6	< 0.19	U	5.3	0.19	ug/Kg
Ethyl Benzene	100-41-4	< 0.26	U	5.3	0.26	ug/Kg
m/p-Xylenes	136777-61-2	< 0.54	U	5.3	0.54	ug/Kg
o-Xylene	95-47-6	< 0.45	U	5.3	0.45	ug/Kg
Styrene	100-42-5	< 0.33	U	5.3	0.33	ug/Kg
Bromoform	75-25-2	< 0.31	U	5.3	0.31	ug/Kg
Isopropylbenzene	98-82-8	< 0.39	U	5.3	0.39	ug/Kg
1,1,2,2-Tetrachloroethane	79-34-5	< 0.56	U	5.3	0.56	ug/Kg
1,2,3-Trichloropropane	96-18-4	< 0.43	U	5.3	0.43	ug/Kg
Bromobenzene	108-86-1	< 0.42	U	5.3	0.42	ug/Kg
N-propylbenzene	103-61-5	< 0.44	U	5.3	0.44	ug/Kg
2-Chlorotoluene	95-49-8	< 0.29	U	5.3	0.29	ug/Kg
1,3,5-Trimethylbenzene	108-67-8	< 0.30	U	5.3	0.30	ug/Kg
4-Chlorotoluene	106-43-4	< 0.31	U	5.3	0.31	ug/Kg
tert-Butylbenzene	98-06-6	< 0.29	U	5.3	0.29	ug/Kg
1,2,4-Trimethylbenzene	95-63-6	< 0.43	U	5.3	0.43	ug/Kg
Sec-butylbenzene	135-98-8	< 0.25	U	5.3	0.25	ug/Kg
p-Isopropyltoluene	99-87-6	< 0.62	U	5.3	0.62	ug/Kg
1,3-Dichlorobenzene	541-73-1	< 0.22	U	5.3	0.22	ug/Kg
1,4-Dichlorobenzene	106-46-7	< 0.37	U	5.3	0.37	ug/Kg
n-Butylbenzene	104-51-8	< 0.43	U	5.3	0.43	ug/Kg
1,2-Dichlorobenzene	95-50-1	< 0.43	U	5.3	0.43	ug/Kg
1,2-Dibromo-3-Chloropropane	96-12-8	< 0.71	U	5.3	0.71	ug/Kg
,2,4-Trichlorobenzene	120-82-1	< 0.26	U	5.3	0.26	ug/Kg
Hexachlorobutadiene	87-68-3	< 0.48	U	5.3	0.48	ug/Kg
Naphthalene	91-20-3	< 0.31	U	5.3	0.31	ug/Kg

Chemtech Consulting Group

Volatiles
SW-846

SDG No.: S3541-01

Client: Shaw E & I, Inc.

Sample ID:	S3541-14	**Client ID:**	B-10(28-33)
Date Collected:	7/11/2004	**Date Received:**	7/12/2004
Date Analyzed:	7/15/2004	**Matrix:**	SOIL
File ID:	VK071424.D	**Analytical Run ID:**	VK071304
Dilution:	1	**Instrument ID:**	MSVOAK
Analytical Method:	8260	**Associated Blank:**	VBK0714S3
Sample Wt/Wol:	5.0 **Units:** g	**Soil Extract Vol:**	
Soil Aliquot Vol:		**% Moisture:**	5

Parameter	CAS Number	Concentration	C	RDL	MDL	Units
1,2,3-Trichlorobenzene	87-61-6	< 0.46	U	5.3	0.46	ug/Kg
SURROGATES						
1,2-Dichloroethane-d4	17060-07-0	39.2	78 %	75 - 125		SPK: 50
Dibromofluoromethane	1868-53-7	45.05	90 %	75 - 125		SPK: 50
Toluene-d8	2037-26-5	44.88	90 %	75 - 125		SPK: 50
4-Bromofluorobenzene	460-00-4	40.97	82 %	75 - 125		SPK: 50
INTERNAL STANDARDS						
Pentafluorobenzene	363-72-4	190721	4.22			
1,4-Difluorobenzene	540-36-3	356753	4.84			
Chlorobenzene-d5	3114-55-4	263711	7.33			
1,4-Dichlorobenzene-d4	3855-82-1	119415	8.76			

Chemtech Consulting Group

Volatiles
SW-846

SDG No.: S3541-01
Client: Shaw E & I, Inc.

Sample ID: S3541-15 **Client ID:** B-11(28-33)

Date Collected: 7/11/2004 **Date Received:** 7/12/2004
Date Analyzed: 7/15/2004 **Matrix:** SOIL
File ID: VK071425.D **Analytical Run ID:** VK071304
Dilution: 1 **Instrument ID:** MSVOAK
Analytical Method: 8260 **Associated Blank:** VBK0714S3
Sample Wt/Vol: 5.0 **Units:** g **Soil Extract Vol:**
Soil Aliquot Vol: **% Moisture:** 5

Parameter	CAS Number	Concentration	C	RDL	MDL	Units
TARGETS						
Dichlorodifluoromethane	75-71-8	< 1.3	U	5.3	1.3	ug/Kg
Chloromethane	74-87-3	< 0.35	U	5.3	0.35	ug/Kg
Vinyl chloride	75-01-4	< 0.25	U	5.3	0.25	ug/Kg
Bromomethane	74-83-9	< 0.75	U	5.3	0.75	ug/Kg
Chloroethane	75-00-3	< 0.55	U	5.3	0.55	ug/Kg
Trichlorofluoromethane	75-69-4	< 2.6	U	5.3	2.6	ug/Kg
Tert butyl alcohol	75-65-0	< 15	U	26	15	ug/Kg
1,1-Dichloroethene	75-35-4	< 0.23	U	5.3	0.23	ug/Kg
\crolein	107-02-8	< 2.5	U	26	2.5	ug/Kg
Acrylonitrile	107-13-1	< 9.0	U	26	9.0	ug/Kg
Acetone	67-64-1	< 7.9	U	26	7.9	ug/Kg
Carbon disulfide	75-15-0	< 0.11	U	5.3	0.11	ug/Kg
Methyl tert-butyl Ether	1634-04-4	< 0.24	U	5.3	0.24	ug/Kg
Methylene Chloride	75-09-2	18	B	5.3	0.72	ug/Kg
trans-1,2-Dichloroethene	156-60-5	< 0.39	U	5.3	0.39	ug/Kg
Vinyl Acetate	108-05-4	< 5.7	U	26	5.7	ug/Kg
1,1-Dichloroethane	75-34-3	< 0.37	U	5.3	0.37	ug/Kg
2-Butanone	78-93-3	< 2.4	U	26	2.4	ug/Kg
Carbon Tetrachloride	56-23-5	< 0.31	U	5.3	0.31	ug/Kg
2,2-Dichloropropane	594-20-7	< 1.1	U	5.3	1.1	ug/Kg
cis-1,2-Dichloroethene	156-59-2	< 0.37	U	5.3	0.37	ug/Kg
Bromochloromethane	74-97-5	< 0.46	U	5.3	0.46	ug/Kg
Chloroform	67-66-3	< 0.25	U	5.3	0.25	ug/Kg
1,1,1-Trichloroethane	71-55-6	< 0.29	U	5.3	0.29	ug/Kg
1,1-Dichloropropene	563-43-2	< 0.44	U	5.3	0.44	ug/Kg
Benzene	71-43-2	< 0.21	U	5.3	0.21	ug/Kg
1,2-Dichloroethane	107-06-2	< 3.2	U	5.3	3.2	ug/Kg
Trichloroethene	79-01-6	< 0.34	U	5.3	0.34	ug/Kg
1,2-Dichloropropane	78-87-5	< 0.35	U	5.3	0.35	ug/Kg
Dibromomethane	74-95-3	< 0.28	U	5.3	0.28	ug/Kg
Bromodichloromethane	75-27-4	< 0.35	U	5.3	0.35	ug/Kg
-Methyl-2-Pentanone	108-10-1	< 2.5	U	26	2.5	ug/Kg
Toluene	108-88-3	< 0.27	U	5.3	0.27	ug/Kg
t-1,3-Dichloropropene	10061-02-6	< 0.27	U	5.3	0.27	ug/Kg

Chemtech Consulting Group

Volatiles
SW-846

SDG No.: S3541-01

Client: Shaw E & I, Inc.

Sample ID: S3541-15 **Client ID:** B-11(28-33)

Date Collected: 7/11/2004 **Date Received:** 7/12/2004
Date Analyzed: 7/15/2004 **Matrix:** SOIL
File ID: VK071425.D **Analytical Run ID:** VK071304
Dilution: 1 **Instrument ID:** MSVOAK
Analytical Method: 8260 **Associated Blank:** VBK0714S3
Sample Wt/Vol: 5.0 **Units:** g **Soil Extract Vol:**
Soil Aliquot Vol: **% Moisture:** 5

Parameter	CAS Number	Concentration	C	RDL	MDL	Units
cis-1,3-Dichloropropene	10061-01-5	< 0.20	U	5.3	0.20	ug/Kg
1,1,2-Trichloroethane	79-00-5	< 0.53	U	5.3	0.53	ug/Kg
1,3-Dichloropropane	142-28-9	< 0.48	U	5.3	0.48	ug/Kg
2-Chloroethyl vinyl ether	110-75-8	< 1.2	U	26	1.2	ug/Kg
2-Hexanone	591-78-6	< 3.4	U	26	3.4	ug/Kg
Dibromochloromethane	124-48-1	< 0.31	U	5.3	0.31	ug/Kg
1,2-Dibromoethane	106-93-4	< 0.44	U	5.3	0.44	ug/Kg
Tetrachloroethene	127-18-4	< 0.67	U	5.3	0.67	ug/Kg
Chlorobenzene	108-90-7	< 0.37	U	5.3	0.37	ug/Kg
,1,1,2-Tetrachloroethane	630-20-6	< 0.19	U	5.3	0.19	ug/Kg
Ethyl Benzene	100-41-4	< 0.26	U	5.3	0.26	ug/Kg
m/p-Xylenes	136777-61-2	< 0.54	U	5.3	0.54	ug/Kg
o-Xylene	95-47-6	< 0.45	U	5.3	0.45	ug/Kg
Styrene	100-42-5	< 0.33	U	5.3	0.33	ug/Kg
Bromoform	75-25-2	< 0.31	U	5.3	0.31	ug/Kg
Isopropylbenzene	98-82-8	< 0.39	U	5.3	0.39	ug/Kg
1,1,2,2-Tetrachloroethane	79-34-5	< 0.56	U	5.3	0.56	ug/Kg
1,2,3-Trichloropropane	96-18-4	< 0.43	U	5.3	0.43	ug/Kg
Bromobenzene	108-86-1	< 0.42	U	5.3	0.42	ug/Kg
N-propylbenzene	103-61-5	< 0.44	U	5.3	0.44	ug/Kg
2-Chlorotoluene	95-49-8	< 0.29	U	5.3	0.29	ug/Kg
1,3,5-Trimethylbenzene	108-67-8	< 0.30	U	5.3	0.30	ug/Kg
4-Chlorotoluene	106-43-4	< 0.31	U	5.3	0.31	ug/Kg
tert-Butylbenzene	98-06-6	< 0.29	U	5.3	0.29	ug/Kg
1,2,4-Trimethylbenzene	95-63-6	< 0.43	U	5.3	0.43	ug/Kg
Sec-butylbenzene	135-98-8	< 0.25	U	5.3	0.25	ug/Kg
p-Isopropyltoluene	99-87-6	< 0.62	U	5.3	0.62	ug/Kg
1,3-Dichlorobenzene	541-73-1	< 0.22	U	5.3	0.22	ug/Kg
1,4-Dichlorobenzene	106-46-7	< 0.37	U	5.3	0.37	ug/Kg
n-Butylbenzene	104-51-8	< 0.43	U	5.3	0.43	ug/Kg
1,2-Dichlorobenzene	95-50-1	< 0.43	U	5.3	0.43	ug/Kg
1,2-Dibromo-3-Chloropropane	96-12-8	< 0.71	U	5.3	0.71	ug/Kg
1,2,4-Trichlorobenzene	120-82-1	< 0.26	U	5.3	0.26	ug/Kg
Hexachlorobutadiene	87-68-3	< 0.48	U	5.3	0.48	ug/Kg
Naphthalene	91-20-3	< 0.31	U	5.3	0.31	ug/Kg

Chemtech Consulting Group

Volatiles
SW-846

SDG No.: S3541-01

Client: Shaw E & I, Inc.

Sample ID: S3541-15 **Client ID:** B-11(28-33)

Date Collected: 7/11/2004 **Date Received:** 7/12/2004
Date Analyzed: 7/15/2004 **Matrix:** SOIL
File ID: VK071425.D **Analytical Run ID:** VK071304
Dilution: 1 **Instrument ID:** MSVOAK
Analytical Method: 8260 **Associated Blank:** VBK0714S3
Sample Wt/Wol: 5.0 **Units:** g **Soil Extract Vol:**
Soil Aliquot Vol: **% Moisture:** 5

Parameter	CAS Number	Concentration	C	RDL	MDL	Units
1,2,3-Trichlorobenzene	87-61-6	< 0.46	U	5.3	0.46	ug/Kg
SURROGATES						
1,2-Dichloroethane-d4	17060-07-0	38.46	77 %	75 - 125		SPK: 50
Dibromofluoromethane	1868-53-7	46.94	94 %	75 - 125		SPK: 50
Toluene-d8	2037-26-5	47.29	95 %	75 - 125		SPK: 50
4-Bromofluorobenzene	460-00-4	51.51	103 %	75 - 125		SPK: 50
INTERNAL STANDARDS						
Pentafluorobenzene	363-72-4	182010	4.22			
1,4-Difluorobenzene	540-36-3	325062	4.85			
hlorobenzene-d5	3114-55-4	263146	7.33			
1,4-Dichlorobenzene-d4	3855-82-1	112677	8.76			

Chemtech Consulting Group

Volatiles
SW-846

SDG No.: S3541-01

Client: Shaw E & I, Inc.

Sample ID: S3541-16 **Client ID:** B-12(28-33)

Date Collected: 7/11/2004 **Date Received:** 7/12/2004
Date Analyzed: 7/15/2004 **Matrix:** SOIL
File ID: VK071426.D **Analytical Run ID:** VK071304
Dilution: 1 **Instrument ID:** MSVOAK
Analytical Method: 8260 **Associated Blank:** VBK0714S3
Sample Wt/Vol: 5.0 **Units:** g **Soil Extract Vol:**
Soil Aliquot Vol: **% Moisture:** 8

Parameter	CAS Number	Concentration	C	RDL	MDL	Units
TARGETS						
Dichlorodifluoromethane	75-71-8	< 1.3	U	5.4	1.3	ug/Kg
Chloromethane	74-87-3	< 0.36	U	5.4	0.36	ug/Kg
Vinyl chloride	75-01-4	< 0.26	U	5.4	0.26	ug/Kg
Bromomethane	74-83-9	< 0.77	U	5.4	0.77	ug/Kg
Chloroethane	75-00-3	< 0.57	U	5.4	0.57	ug/Kg
Trichlorofluoromethane	75-69-4	< 2.7	U	5.4	2.7	ug/Kg
Tert butyl alcohol	75-65-0	< 16	U	27	16	ug/Kg
1,1-Dichloroethene	75-35-4	< 0.23	U	5.4	0.23	ug/Kg
Acrolein	107-02-8	< 2.5	U	27	2.5	ug/Kg
Acrylonitrile	107-13-1	< 9.3	U	27	9.3	ug/Kg
Acetone	67-64-1	< 8.1	U	27	8.1	ug/Kg
Carbon disulfide	75-15-0	< 0.11	U	5.4	0.11	ug/Kg
Methyl tert-butyl Ether	1634-04-4	< 0.25	U	5.4	0.25	ug/Kg
Methylene Chloride	75-09-2	31	B	5.4	0.74	ug/Kg
trans-1,2-Dichloroethene	156-60-5	< 0.40	U	5.4	0.40	ug/Kg
Vinyl Acetate	108-05-4	< 5.9	U	27	5.9	ug/Kg
1,1-Dichloroethane	75-34-3	< 0.38	U	5.4	0.38	ug/Kg
2-Butanone	78-93-3	< 2.5	U	27	2.5	ug/Kg
Carbon Tetrachloride	56-23-5	< 0.32	U	5.4	0.32	ug/Kg
2,2-Dichloropropane	594-20-7	< 1.1	U	5.4	1.1	ug/Kg
cis-1,2-Dichloroethene	156-59-2	< 0.38	U	5.4	0.38	ug/Kg
Bromochloromethane	74-97-5	< 0.48	U	5.4	0.48	ug/Kg
Chloroform	67-66-3	< 0.26	U	5.4	0.26	ug/Kg
1,1,1-Trichloroethane	71-55-6	< 0.29	U	5.4	0.29	ug/Kg
1,1-Dichloropropene	563-43-2	< 0.45	U	5.4	0.45	ug/Kg
Benzene	71-43-2	< 0.22	U	5.4	0.22	ug/Kg
1,2-Dichloroethane	107-06-2	< 3.3	U	5.4	3.3	ug/Kg
Trichloroethene	79-01-6	< 0.35	U	5.4	0.35	ug/Kg
1,2-Dichloropropane	78-87-5	< 0.36	U	5.4	0.36	ug/Kg
Dibromomethane	74-95-3	< 0.29	U	5.4	0.29	ug/Kg
Bromodichloromethane	75-27-4	< 0.36	U	5.4	0.36	ug/Kg
4-Methyl-2-Pentanone	108-10-1	< 2.6	U	27	2.6	ug/Kg
Toluene	108-88-3	< 0.28	U	5.4	0.28	ug/Kg
t-1,3-Dichloropropene	10061-02-6	< 0.28	U	5.4	0.28	ug/Kg

Chemtech Consulting Group

Volatiles
SW-846

SDG No.: S3541-01

Client: Shaw E & I, Inc.

Sample ID: S3541-16 **Client ID:** B-12(28-33)

Date Collected: 7/11/2004 **Date Received:** 7/12/2004
Date Analyzed: 7/15/2004 **Matrix:** SOIL
File ID: VK071426.D **Analytical Run ID:** VK071304
Dilution: 1 **Instrument ID:** MSVOAK
Analytical Method: 8260 **Associated Blank:** VBK0714S3
Sample Wt/Vol: 5.0 **Units:** g **Soil Extract Vol:**
Soil Aliquot Vol: **% Moisture:** 8

Parameter	CAS Number	Concentration	C	RDL	MDL	Units
cis-1,3-Dichloropropene	10061-01-5	< 0.21	U	5.4	0.21	ug/Kg
1,1,2-Trichloroethane	79-00-5	< 0.55	U	5.4	0.55	ug/Kg
1,3-Dichloropropane	142-28-9	< 0.50	U	5.4	0.50	ug/Kg
2-Chloroethyl vinyl ether	110-75-8	< 1.2	U	27	1.2	ug/Kg
2-Hexanone	591-78-6	< 3.5	U	27	3.5	ug/Kg
Dibromochloromethane	124-48-1	< 0.32	U	5.4	0.32	ug/Kg
1,2-Dibromoethane	106-93-4	< 0.45	U	5.4	0.45	ug/Kg
Tetrachloroethene	127-18-4	< 0.69	U	5.4	0.69	ug/Kg
Chlorobenzene	108-90-7	< 0.38	U	5.4	0.38	ug/Kg
1,1,1,2-Tetrachloroethane	630-20-6	< 0.19	U	5.4	0.19	ug/Kg
Ethyl Benzene	100-41-4	< 0.27	U	5.4	0.27	ug/Kg
m/p-Xylenes	136777-61-2	< 0.56	U	5.4	0.56	ug/Kg
o-Xylene	95-47-6	< 0.47	U	5.4	0.47	ug/Kg
Styrene	100-42-5	< 0.34	U	5.4	0.34	ug/Kg
Bromoform	75-25-2	< 0.32	U	5.4	0.32	ug/Kg
Isopropylbenzene	98-82-8	< 0.40	U	5.4	0.40	ug/Kg
1,1,2,2-Tetrachloroethane	79-34-5	< 0.57	U	5.4	0.57	ug/Kg
1,2,3-Trichloropropane	96-18-4	< 0.44	U	5.4	0.44	ug/Kg
Bromobenzene	108-86-1	< 0.44	U	5.4	0.44	ug/Kg
N-propylbenzene	103-61-5	< 0.45	U	5.4	0.45	ug/Kg
2-Chlorotoluene	95-49-8	< 0.29	U	5.4	0.29	ug/Kg
1,3,5-Trimethylbenzene	108-67-8	< 0.31	U	5.4	0.31	ug/Kg
4-Chlorotoluene	106-43-4	< 0.32	U	5.4	0.32	ug/Kg
tert-Butylbenzene	98-06-6	< 0.30	U	5.4	0.30	ug/Kg
1,2,4-Trimethylbenzene	95-63-6	< 0.44	U	5.4	0.44	ug/Kg
Sec-butylbenzene	135-98-8	< 0.26	U	5.4	0.26	ug/Kg
p-Isopropyltoluene	99-87-6	< 0.64	U	5.4	0.64	ug/Kg
1,3-Dichlorobenzene	541-73-1	< 0.23	U	5.4	0.23	ug/Kg
1,4-Dichlorobenzene	106-46-7	< 0.38	U	5.4	0.38	ug/Kg
n-Butylbenzene	104-51-8	< 0.45	U	5.4	0.45	ug/Kg
1,2-Dichlorobenzene	95-50-1	< 0.44	U	5.4	0.44	ug/Kg
1,2-Dibromo-3-Chloropropane	96-12-8	< 0.74	U	5.4	0.74	ug/Kg
,2,4-Trichlorobenzene	120-82-1	< 0.27	U	5.4	0.27	ug/Kg
Hexachlorobutadiene	87-68-3	< 0.50	U	5.4	0.50	ug/Kg
Naphthalene	91-20-3	< 0.32	U	5.4	0.32	ug/Kg

Chemtech Consulting Group

Volatiles
SW-846

SDG No.: S3541-01

Client: Shaw E & I, Inc.

Sample ID: S3541-16 **Client ID:** B-12(28-33)

Date Collected: 7/11/2004 **Date Received:** 7/12/2004
Date Analyzed: 7/15/2004 **Matrix:** SOIL
File ID: VK071426.D **Analytical Run ID:** VK071304
Dilution: 1 **Instrument ID:** MSVOAK
Analytical Method: 8260 **Associated Blank:** VBK0714S3
Sample Wt/Vol: 5.0 **Units:** g **Soil Extract Vol:**
Soil Aliquot Vol: **% Moisture:** 8

Parameter	CAS Number	Concentration	C	RDL	MDL	Units
1,2,3-Trichlorobenzene	87-61-6	< 0.48	U	5.4	0.48	ug/Kg
SURROGATES						
1,2-Dichloroethane-d4	17060-07-0	39.52	79 %	75 - 125		SPK: 50
Dibromofluoromethane	1868-53-7	46.9	94 %	75 - 125		SPK: 50
Toluene-d8	2037-26-5	44.36	89 %	75 - 125		SPK: 50
4-Bromofluorobenzene	460-00-4	50.17	100 %	75 - 125		SPK: 50
INTERNAL STANDARDS						
Pentafluorobenzene	363-72-4	188044	4.22			
1,4-Difluorobenzene	540-36-3	334183	4.84			
Chlorobenzene-d5	3114-55-4	249567	7.33			
1,4-Dichlorobenzene-d4	3855-82-1	119673	8.75			

Chemtech Consulting Group

Volatiles
SW-846

SDG No.: S3541-01

Client: Shaw E & I, Inc.

Sample ID: S3541-17 **Client ID:** FIELDBLANK1

Date Collected: 7/11/2004 **Date Received:** 7/12/2004
Date Analyzed: 7/16/2004 **Matrix:** WATER
File ID: VG071609.D **Analytical Run ID:** VG071404
Dilution: 1 **Instrument ID:** MSVOAG
Analytical Method: 8260 **Associated Blank:** VBG0716W2
Sample Wt/Vol: 5.0 **Units:** mL **Soil Extract Vol:**
Soil Aliquot Vol: **% Moisture:** 100

Parameter	CAS Number	Concentration	C	RDL	MDL	Units
TARGETS						
Dichlorodifluoromethane	75-71-8	< 0.33	U	5.0	0.33	ug/L
Chloromethane	74-87-3	< 0.68	U	5.0	0.68	ug/L
Vinyl chloride	75-01-4	< 0.27	U	5.0	0.27	ug/L
Bromomethane	74-83-9	< 0.78	U	5.0	0.78	ug/L
Chloroethane	75-00-3	< 0.88	U	5.0	0.88	ug/L
Trichlorofluoromethane	75-69-4	< 0.58	U	5.0	0.58	ug/L
Tert butyl alcohol	75-65-0	< 4.4	U	25	4.4	ug/L
1,1-Dichloroethene	75-35-4	< 0.32	U	5.0	0.32	ug/L
crolein	107-02-8	< 1.8	U	25	1.8	ug/L
Acrylonitrile	107-13-1	< 3.2	U	25	3.2	ug/L
Acetone	67-64-1	< 3.3	U	25	3.3	ug/L
Carbon disulfide	75-15-0	< 0.39	U	5.0	0.39	ug/L
Methyl tert-butyl Ether	1634-04-4	< 0.36	U	5.0	0.36	ug/L
Methylene Chloride	75-09-2	< 0.62	U	5.0	0.62	ug/L
trans-1,2-Dichloroethene	156-60-5	< 0.51	U	5.0	0.51	ug/L
Vinyl Acetate	108-05-4	< 2.4	U	25	2.4	ug/L
1,1-Dichloroethane	75-34-3	< 0.22	U	5.0	0.22	ug/L
2-Butanone	78-93-3	< 2.8	U	25	2.8	ug/L
Carbon Tetrachloride	56-23-5	< 0.47	U	5.0	0.47	ug/L
2,2-Dichloropropane	594-20-7	< 0.31	U	5.0	0.31	ug/L
cis-1,2-Dichloroethene	156-59-2	< 0.77	U	5.0	0.77	ug/L
Bromochloromethane	74-97-5	< 0.53	U	5.0	0.53	ug/L
Chloroform	67-66-3	< 0.58	U	5.0	0.58	ug/L
1,1,1-Trichloroethane	71-55-6	< 0.41	U	5.0	0.41	ug/L
1,1-Dichloropropene	563-43-2	< 0.37	U	5.0	0.37	ug/L
Benzene	71-43-2	< 0.24	U	5.0	0.24	ug/L
1,2-Dichloroethane	107-06-2	< 0.32	U	5.0	0.32	ug/L
Trichloroethene	79-01-6	< 0.67	U	5.0	0.67	ug/L
1,2-Dichloropropane	78-87-5	< 0.63	U	5.0	0.63	ug/L
Dibromomethane	74-95-3	< 0.60	U	5.0	0.60	ug/L
Bromodichloromethane	75-27-4	< 0.35	U	5.0	0.35	ug/L
-Methyl-2-Pentanone	108-10-1	< 1.3	U	25	1.3	ug/L
Toluene	108-88-3	< 0.39	U	5.0	0.39	ug/L
t-1,3-Dichloropropene	10061-02-6	< 0.42	U	5.0	0.42	ug/L

Chemtech Consulting Group

Volatiles
SW-846

SDG No.: S3541-01

Client: Shaw E & I, Inc.

Sample ID: S3541-17 **Client ID:** FIELDBLANK1

Date Collected: 7/11/2004 **Date Received:** 7/12/2004
Date Analyzed: 7/16/2004 **Matrix:** WATER
File ID: VG071609.D **Analytical Run ID:** VG071404
Dilution: 1 **Instrument ID:** MSVOAG
Analytical Method: 8260 **Associated Blank:** VBG0716W2
Sample Wt/Vol: 5.0 **Units:** mL **Soil Extract Vol:**
Soil Aliquot Vol: **% Moisture:** 100

Parameter	CAS Number	Concentration	C	RDL	MDL	Units
cis-1,3-Dichloropropene	10061-01-5	< 0.15	U	5.0	0.15	ug/L
1,1,2-Trichloroethane	79-00-5	< 0.52	U	5.0	0.52	ug/L
1,3-Dichloropropane	142-28-9	< 0.39	U	5.0	0.39	ug/L
2-Chloroethyl vinyl ether	110-75-8	< 1.9	U	25	1.9	ug/L
2-Hexanone	591-78-6	< 0.66	U	25	0.66	ug/L
Dibromochloromethane	124-48-1	< 0.38	U	5.0	0.38	ug/L
1,2-Dibromoethane	106-93-4	< 0.63	U	5.0	0.63	ug/L
Tetrachloroethene	127-18-4	< 0.33	U	5.0	0.33	ug/L
Chlorobenzene	108-90-7	< 0.37	U	5.0	0.37	ug/L
1,1,2-Tetrachloroethane	630-20-6	< 0.43	U	5.0	0.43	ug/L
Ethyl Benzene	100-41-4	< 0.41	U	5.0	0.41	ug/L
m/p-Xylenes	136777-61-2	< 0.96	U	5.0	0.96	ug/L
o-Xylene	95-47-6	< 0.37	U	5.0	0.37	ug/L
Styrene	100-42-5	< 0.34	U	5.0	0.34	ug/L
Bromoform	75-25-2	< 0.25	U	5.0	0.25	ug/L
Isopropylbenzene	98-82-8	< 0.33	U	5.0	0.33	ug/L
1,1,2,2-Tetrachloroethane	79-34-5	< 0.50	U	5.0	0.50	ug/L
1,2,3-Trichloropropane	96-18-4	< 0.45	U	5.0	0.45	ug/L
Bromobenzene	108-86-1	< 0.24	U	5.0	0.24	ug/L
N-propylbenzene	103-61-5	< 0.38	U	5.0	0.38	ug/L
2-Chlorotoluene	95-49-8	< 0.31	U	5.0	0.31	ug/L
1,3,5-Trimethylbenzene	108-67-8	< 0.37	U	5.0	0.37	ug/L
4-Chlorotoluene	106-43-4	< 0.74	U	5.0	0.74	ug/L
tert-Butylbenzene	98-06-6	< 0.36	U	5.0	0.36	ug/L
1,2,4-Trimethylbenzene	95-63-6	< 0.37	U	5.0	0.37	ug/L
Sec-butylbenzene	135-98-8	< 0.43	U	5.0	0.43	ug/L
p-Isopropyltoluene	99-87-6	< 0.36	U	5.0	0.36	ug/L
1,3-Dichlorobenzene	541-73-1	< 0.37	U	5.0	0.37	ug/L
1,4-Dichlorobenzene	106-46-7	< 0.39	U	5.0	0.39	ug/L
n-Butylbenzene	104-51-8	< 0.47	U	5.0	0.47	ug/L
1,2-Dichlorobenzene	95-50-1	< 0.37	U	5.0	0.37	ug/L
1,2-Dibromo-3-Chloropropane	96-12-8	< 0.94	U	5.0	0.94	ug/L
1,2,4-Trichlorobenzene	120-82-1	< 0.29	U	5.0	0.29	ug/L
Hexachlorobutadiene	87-68-3	< 0.26	U	5.0	0.26	ug/L
Naphthalene	91-20-3	< 0.47	U	5.0	0.47	ug/L

Chemtech Consulting Group

Volatiles
SW-846

SDG No.: S3541-01

Client: Shaw E & I, Inc.

Sample ID:	S3541-17	**Client ID:**	FIELDBLANK1
Date Collected:	7/11/2004	**Date Received:**	7/12/2004
Date Analyzed:	7/16/2004	**Matrix:**	WATER
File ID:	VG071609.D	**Analytical Run ID:**	VG071404
Dilution:	1	**Instrument ID:**	MSVOAG
Analytical Method:	8260	**Associated Blank:**	VBG0716W2
Sample Wt/Vol:	5.0 **Units:** mL	**Soil Extract Vol:**	
Soil Aliquot Vol:		**% Moisture:**	100

Parameter	CAS Number	Concentration	C	RDL	MDL	Units
1,2,3-Trichlorobenzene	87-61-6	< 0.24	U	5.0	0.24	ug/L
SURROGATES						
1,2-Dichloroethane-d4	17060-07-0	53.21	106 %	72 - 119		SPK: 50
Dibromofluoromethane	1868-53-7	51.43	103 %	85 - 115		SPK: 50
Toluene-d8	2037-26-5	51.06	102 %	81 - 120		SPK: 50
4-Bromofluorobenzene	460-00-4	53.25	106 %	76 - 119		SPK: 50
INTERNAL STANDARDS						
Pentafluorobenzene	363-72-4	905910	4.61			
1,4-Difluorobenzene	540-36-3	1645472	5.34			
Chlorobenzene-d5	3114-55-4	1678136	8.59			
1,4-Dichlorobenzene-d4	3855-82-1	833438	10.74			

Chemtech Consulting Group

Volatiles
SW-846

SDG No.: S3541-01

Client: Shaw E & I, Inc.

Sample ID:	S3541-18	**Client ID:**	TRIPBLANK
Date Collected:	7/11/2004	**Date Received:**	7/12/2004
Date Analyzed:	7/16/2004	**Matrix:**	WATER
File ID:	VG071610.D	**Analytical Run ID:**	VG071404
Dilution:	1	**Instrument ID:**	MSVOAG
Analytical Method:	8260	**Associated Blank:**	VBG0716W2
Sample Wt/Vol:	5.0 **Units:** mL	**Soil Extract Vol:**	
Soil Aliquot Vol:		**% Moisture:**	100

Parameter	CAS Number	Concentration	C	RDL	MDL	Units
TARGETS						
Dichlorodifluoromethane	75-71-8	< 0.33	U	5.0	0.33	ug/L
Chloromethane	74-87-3	< 0.68	U	5.0	0.68	ug/L
Vinyl chloride	75-01-4	< 0.27	U	5.0	0.27	ug/L
Bromomethane	74-83-9	< 0.78	U	5.0	0.78	ug/L
Chloroethane	75-00-3	< 0.88	U	5.0	0.88	ug/L
Trichlorofluoromethane	75-69-4	< 0.58	U	5.0	0.58	ug/L
Tert butyl alcohol	75-65-0	< 4.4	U	25	4.4	ug/L
1,1-Dichloroethene	75-35-4	< 0.32	U	5.0	0.32	ug/L
Acrolein	107-02-8	< 1.8	U	25	1.8	ug/L
Acrylonitrile	107-13-1	< 3.2	U	25	3.2	ug/L
Acetone	67-64-1	< 3.3	U	25	3.3	ug/L
Carbon disulfide	75-15-0	< 0.39	U	5.0	0.39	ug/L
Methyl tert-butyl Ether	1634-04-4	< 0.36	U	5.0	0.36	ug/L
Methylene Chloride	75-09-2	2.6	J	5.0	0.62	ug/L
trans-1,2-Dichloroethene	156-60-5	< 0.51	U	5.0	0.51	ug/L
Vinyl Acetate	108-05-4	< 2.4	U	25	2.4	ug/L
1,1-Dichloroethane	75-34-3	< 0.22	U	5.0	0.22	ug/L
2-Butanone	78-93-3	< 2.8	U	25	2.8	ug/L
Carbon Tetrachloride	56-23-5	< 0.47	U	5.0	0.47	ug/L
2,2-Dichloropropane	594-20-7	< 0.31	U	5.0	0.31	ug/L
cis-1,2-Dichloroethene	156-59-2	< 0.77	U	5.0	0.77	ug/L
Bromochloromethane	74-97-5	< 0.53	U	5.0	0.53	ug/L
Chloroform	67-66-3	< 0.58	U	5.0	0.58	ug/L
1,1,1-Trichloroethane	71-55-6	< 0.41	U	5.0	0.41	ug/L
1,1-Dichloropropene	563-43-2	< 0.37	U	5.0	0.37	ug/L
Benzene	71-43-2	< 0.24	U	5.0	0.24	ug/L
1,2-Dichloroethane	107-06-2	< 0.32	U	5.0	0.32	ug/L
Trichloroethene	79-01-6	< 0.67	U	5.0	0.67	ug/L
1,2-Dichloropropane	78-87-5	< 0.63	U	5.0	0.63	ug/L
Dibromomethane	74-95-3	< 0.60	U	5.0	0.60	ug/L
Bromodichloromethane	75-27-4	< 0.35	U	5.0	0.35	ug/L
Methyl-2-Pentanone	108-10-1	< 1.3	U	25	1.3	ug/L
Toluene	108-88-3	< 0.39	U	5.0	0.39	ug/L
t-1,3-Dichloropropene	10061-02-6	< 0.42	U	5.0	0.42	ug/L

Chemtech Consulting Group

Volatiles
SW-846

SDG No.: S3541-01

Client: Shaw E & I, Inc.

Sample ID: S3541-18 **Client ID:** TRIPBLANK

Date Collected: 7/11/2004 **Date Received:** 7/12/2004
Date Analyzed: 7/16/2004 **Matrix:** WATER
File ID: VG071610.D **Analytical Run ID:** VG071404
Dilution: 1 **Instrument ID:** MSVOAG
Analytical Method: 8260 **Associated Blank:** VBG0716W2
Sample Wt/Vol: 5.0 **Units:** mL **Soil Extract Vol:**
Soil Aliquot Vol: **% Moisture:** 100

Parameter	CAS Number	Concentration	C	RDL	MDL	Units
cis-1,3-Dichloropropene	10061-01-5	< 0.15	U	5.0	0.15	ug/L
1,1,2-Trichloroethane	79-00-5	< 0.52	U	5.0	0.52	ug/L
1,3-Dichloropropane	142-28-9	< 0.39	U	5.0	0.39	ug/L
2-Chloroethyl vinyl ether	110-75-8	< 1.9	U	25	1.9	ug/L
2-Hexanone	591-78-6	< 0.66	U	25	0.66	ug/L
Dibromochloromethane	124-48-1	< 0.38	U	5.0	0.38	ug/L
1,2-Dibromoethane	106-93-4	< 0.63	U	5.0	0.63	ug/L
Tetrachloroethene	127-18-4	< 0.33	U	5.0	0.33	ug/L
Chlorobenzene	108-90-7	< 0.37	U	5.0	0.37	ug/L
,1,1,2-Tetrachloroethane	630-20-6	< 0.43	U	5.0	0.43	ug/L
Ethyl Benzene	100-41-4	< 0.41	U	5.0	0.41	ug/L
m/p-Xylenes	136777-61-2	< 0.96	U	5.0	0.96	ug/L
o-Xylene	95-47-6	< 0.37	U	5.0	0.37	ug/L
Styrene	100-42-5	< 0.34	U	5.0	0.34	ug/L
Bromoform	75-25-2	< 0.25	U	5.0	0.25	ug/L
Isopropylbenzene	98-82-8	< 0.33	U	5.0	0.33	ug/L
1,1,2,2-Tetrachloroethane	79-34-5	< 0.50	U	5.0	0.50	ug/L
1,2,3-Trichloropropane	96-18-4	< 0.45	U	5.0	0.45	ug/L
Bromobenzene	108-86-1	< 0.24	U	5.0	0.24	ug/L
N-propylbenzene	103-61-5	< 0.38	U	5.0	0.38	ug/L
2-Chlorotoluene	95-49-8	< 0.31	U	5.0	0.31	ug/L
1,3,5-Trimethylbenzene	108-67-8	< 0.37	U	5.0	0.37	ug/L
4-Chlorotoluene	106-43-4	< 0.74	U	5.0	0.74	ug/L
tert-Butylbenzene	98-06-6	< 0.36	U	5.0	0.36	ug/L
1,2,4-Trimethylbenzene	95-63-6	< 0.37	U	5.0	0.37	ug/L
Sec-butylbenzene	135-98-8	< 0.43	U	5.0	0.43	ug/L
p-Isopropyltoluene	99-87-6	< 0.36	U	5.0	0.36	ug/L
1,3-Dichlorobenzene	541-73-1	< 0.37	U	5.0	0.37	ug/L
1,4-Dichlorobenzene	106-46-7	< 0.39	U	5.0	0.39	ug/L
n-Butylbenzene	104-51-8	< 0.47	U	5.0	0.47	ug/L
1,2-Dichlorobenzene	95-50-1	< 0.37	U	5.0	0.37	ug/L
1,2-Dibromo-3-Chloropropane	96-12-8	< 0.94	U	5.0	0.94	ug/L
,2,4-Trichlorobenzene	120-82-1	< 0.29	U	5.0	0.29	ug/L
Hexachlorobutadiene	87-68-3	< 0.26	U	5.0	0.26	ug/L
Naphthalene	91-20-3	< 0.47	U	5.0	0.47	ug/L

Chemtech Consulting Group

Volatiles
SW-846

SDG No.: S3541-01

Client: Shaw E & I, Inc.

Sample ID:	S3541-18	**Client ID:**	TRIPBLANK
Date Collected:	7/11/2004	**Date Received:**	7/12/2004
Date Analyzed:	7/16/2004	**Matrix:**	WATER
File ID:	VG071610.D	**Analytical Run ID:**	VG071404
Dilution:	1	**Instrument ID:**	MSVOAG
Analytical Method:	8260	**Associated Blank:**	VBG0716W2
Sample Wt/Vol:	5.0 **Units:** mL	**Soil Extract Vol:**	
Soil Aliquot Vol:		**% Moisture:**	100

Parameter	CAS Number	Concentration	C	RDL	MDL	Units
1,2,3-Trichlorobenzene	87-61-6	< 0.24	U	5.0	0.24	ug/L
SURROGATES						
1,2-Dichloroethane-d4	17060-07-0	54.11	108 %	72 - 119		SPK: 50
Dibromofluoromethane	1868-53-7	49.69	99 %	85 - 115		SPK: 50
Toluene-d8	2037-26-5	51.45	103 %	81 - 120		SPK: 50
4-Bromofluorobenzene	460-00-4	50.88	102 %	76 - 119		SPK: 50
INTERNAL STANDARDS						
Pentafluorobenzene	363-72-4	907178	4.61			
1,4-Difluorobenzene	540-36-3	1674264	5.35			
Chlorobenzene-d5	3114-55-4	1682843	8.60			
1,4-Dichlorobenzene-d4	3855-82-1	857756	10.73			

Chemtech Consulting Group

Volatiles
SW-846

SDG No.: S3541-01

Client: Shaw E & I, Inc.

Sample ID: S3541-19 **Client ID:** B-5(23-28)

Date Collected: 7/10/2004 **Date Received:** 7/12/2004
Date Analyzed: 7/17/2004 **Matrix:** SOIL
File ID: VK071723.D **Analytical Run ID:** VK071304
Dilution: 1 **Instrument ID:** MSVOAK
Analytical Method: 8260 **Associated Blank:** VBK0717S2
Sample Wt/Vol: 5.0 **Units:** g **Soil Extract Vol:**
Soil Aliquot Vol: **% Moisture:** 5

Parameter	CAS Number	Concentration	C	RDL	MDL	Units
TARGETS						
Dichlorodifluoromethane	75-71-8	< 1.3	U	5.3	1.3	ug/Kg
Chloromethane	74-87-3	< 0.35	U	5.3	0.35	ug/Kg
Vinyl chloride	75-01-4	< 0.25	U	5.3	0.25	ug/Kg
Bromomethane	74-83-9	< 0.75	U	5.3	0.75	ug/Kg
Chloroethane	75-00-3	< 0.55	U	5.3	0.55	ug/Kg
Trichlorofluoromethane	75-69-4	< 2.6	U	5.3	2.6	ug/Kg
Tert butyl alcohol	75-65-0	< 15	U	26	15	ug/Kg
1,1-Dichloroethene	75-35-4	< 0.23	U	5.3	0.23	ug/Kg
Acrolein	107-02-8	< 2.5	U	26	2.5	ug/Kg
Acrylonitrile	107-13-1	< 9.0	U	26	9.0	ug/Kg
Acetone	67-64-1	< 7.9	U	26	7.9	ug/Kg
Carbon disulfide	75-15-0	< 0.11	U	5.3	0.11	ug/Kg
Methyl tert-butyl Ether	1634-04-4	< 0.24	U	5.3	0.24	ug/Kg
Methylene Chloride	75-09-2	3.7	JB	5.3	0.72	ug/Kg
trans-1,2-Dichloroethene	156-60-5	< 0.39	U	5.3	0.39	ug/Kg
Vinyl Acetate	108-05-4	< 5.7	U	26	5.7	ug/Kg
1,1-Dichloroethane	75-34-3	< 0.37	U	5.3	0.37	ug/Kg
2-Butanone	78-93-3	< 2.4	U	26	2.4	ug/Kg
Carbon Tetrachloride	56-23-5	< 0.31	U	5.3	0.31	ug/Kg
2,2-Dichloropropane	594-20-7	< 1.1	U	5.3	1.1	ug/Kg
cis-1,2-Dichloroethene	156-59-2	< 0.37	U	5.3	0.37	ug/Kg
Bromochloromethane	74-97-5	< 0.46	U	5.3	0.46	ug/Kg
Chloroform	67-66-3	< 0.25	U	5.3	0.25	ug/Kg
1,1,1-Trichloroethane	71-55-6	< 0.29	U	5.3	0.29	ug/Kg
1,1-Dichloropropene	563-43-2	< 0.44	U	5.3	0.44	ug/Kg
Benzene	71-43-2	< 0.21	U	5.3	0.21	ug/Kg
1,2-Dichloroethane	107-06-2	< 3.2	U	5.3	3.2	ug/Kg
Trichloroethene	79-01-6	< 0.34	U	5.3	0.34	ug/Kg
1,2-Dichloropropane	78-87-5	< 0.35	U	5.3	0.35	ug/Kg
Dibromomethane	74-95-3	< 0.28	U	5.3	0.28	ug/Kg
Bromodichloromethane	75-27-4	< 0.35	U	5.3	0.35	ug/Kg
-Methyl-2-Pentanone	108-10-1	< 2.5	U	26	2.5	ug/Kg
Toluene	108-88-3	< 0.27	U	5.3	0.27	ug/Kg
t-1,3-Dichloropropene	10061-02-6	< 0.27	U	5.3	0.27	ug/Kg

Chemtech Consulting Group

Volatiles
SW-846

SDG No.: S3541-01

Client: Shaw E & I, Inc.

Sample ID: S3541-19 **Client ID:** B-5(23-28)

Date Collected: 7/10/2004 **Date Received:** 7/12/2004
Date Analyzed: 7/17/2004 **Matrix:** SOIL
File ID: VK071723.D **Analytical Run ID:** VK071304
Dilution: 1 **Instrument ID:** MSVOAK
Analytical Method: 8260 **Associated Blank:** VBK0717S2
Sample Wt/Wol: 5.0 **Units:** g **Soil Extract Vol:**
Soil Aliquot Vol: **% Moisture:** 5

Parameter	CAS Number	Concentration	C	RDL	MDL	Units
cis-1,3-Dichloropropene	10061-01-5	< 0.20	U	5.3	0.20	ug/Kg
1,1,2-Trichloroethane	79-00-5	< 0.53	U	5.3	0.53	ug/Kg
1,3-Dichloropropane	142-28-9	< 0.48	U	5.3	0.48	ug/Kg
2-Chloroethyl vinyl ether	110-75-8	< 1.2	U	26	1.2	ug/Kg
2-Hexanone	591-78-6	< 3.4	U	26	3.4	ug/Kg
Dibromochloromethane	124-48-1	< 0.31	U	5.3	0.31	ug/Kg
1,2-Dibromoethane	106-93-4	< 0.44	U	5.3	0.44	ug/Kg
Tetrachloroethene	127-18-4	< 0.67	U	5.3	0.67	ug/Kg
Chlorobenzene	108-90-7	< 0.37	U	5.3	0.37	ug/Kg
,1,1,2-Tetrachloroethane	630-20-6	< 0.19	U	5.3	0.19	ug/Kg
Ethyl Benzene	100-41-4	< 0.26	U	5.3	0.26	ug/Kg
m/p-Xylenes	136777-61-2	< 0.54	U	5.3	0.54	ug/Kg
o-Xylene	95-47-6	< 0.45	U	5.3	0.45	ug/Kg
Styrene	100-42-5	< 0.33	U	5.3	0.33	ug/Kg
Bromoform	75-25-2	< 0.31	U	5.3	0.31	ug/Kg
Isopropylbenzene	98-82-8	< 0.39	U	5.3	0.39	ug/Kg
1,1,2,2-Tetrachloroethane	79-34-5	< 0.56	U	5.3	0.56	ug/Kg
1,2,3-Trichloropropane	96-18-4	< 0.43	U	5.3	0.43	ug/Kg
Bromobenzene	108-86-1	< 0.42	U	5.3	0.42	ug/Kg
N-propylbenzene	103-61-5	< 0.44	U	5.3	0.44	ug/Kg
2-Chlorotoluene	95-49-8	< 0.29	U	5.3	0.29	ug/Kg
1,3,5-Trimethylbenzene	108-67-8	< 0.30	U	5.3	0.30	ug/Kg
4-Chlorotoluene	106-43-4	< 0.31	U	5.3	0.31	ug/Kg
tert-Butylbenzene	98-06-6	< 0.29	U	5.3	0.29	ug/Kg
1,2,4-Trimethylbenzene	95-63-6	< 0.43	U	5.3	0.43	ug/Kg
Sec-butylbenzene	135-98-8	< 0.25	U	5.3	0.25	ug/Kg
p-Isopropyltoluene	99-87-6	< 0.62	U	5.3	0.62	ug/Kg
1,3-Dichlorobenzene	541-73-1	< 0.22	U	5.3	0.22	ug/Kg
1,4-Dichlorobenzene	106-46-7	< 0.37	U	5.3	0.37	ug/Kg
n-Butylbenzene	104-51-8	< 0.43	U	5.3	0.43	ug/Kg
1,2-Dichlorobenzene	95-50-1	< 0.43	U	5.3	0.43	ug/Kg
1,2-Dibromo-3-Chloropropane	96-12-8	< 0.71	U	5.3	0.71	ug/Kg
.,2,4-Trichlorobenzene	120-82-1	< 0.26	U	5.3	0.26	ug/Kg
Hexachlorobutadiene	87-68-3	< 0.48	U	5.3	0.48	ug/Kg
Naphthalene	91-20-3	< 0.31	U	5.3	0.31	ug/Kg

Chemtech Consulting Group

Volatiles
SW-846

SDG No.: S3541-01

Client: Shaw E & I, Inc.

Sample ID: S3541-19 **Client ID:** B-5(23-28)

Date Collected: 7/10/2004 **Date Received:** 7/12/2004
Date Analyzed: 7/17/2004 **Matrix:** SOIL
File ID: VK071723.D **Analytical Run ID:** VK071304
Dilution: 1 **Instrument ID:** MSVOAK
Analytical Method: 8260 **Associated Blank:** VBK0717S2
Sample Wt/Wol: 5.0 **Units:** g **Soil Extract Vol:**
Soil Aliquot Vol: **% Moisture:** 5

Parameter	CAS Number	Concentration	C	RDL	MDL	Units
1,2,3-Trichlorobenzene	87-61-6	< 0.46	U	5.3	0.46	ug/Kg
SURROGATES						
1,2-Dichloroethane-d4	17060-07-0	40.29	81 %	75 - 125		SPK: 50
Dibromofluoromethane	1868-53-7	44.97	90 %	75 - 125		SPK: 50
Toluene-d8	2037-26-5	40.94	82 %	75 - 125		SPK: 50
4-Bromofluorobenzene	460-00-4	49.44	99 %	75 - 125		SPK: 50
INTERNAL STANDARDS						
Pentafluorobenzene	363-72-4	178228	4.20			
1,4-Difluorobenzene	540-36-3	348509	4.83			
Chlorobenzene-d5	3114-55-4	253907	7.32			
1,4-Dichlorobenzene-d4	3855-82-1	105997	8.75			
TENTITIVE IDENTIFIED COMPOUNDS						
Unknown		6.3	J	1.55		ug/Kg

Chemtech Consulting Group

SVOC

SDG No.: S3541-01

Client: Shaw E & I, Inc.

Sample ID:	S3541-01	**Client ID:**	B-1(33-35)
Date Collected:	7/10/04	**Date Received:**	7/12/04
Date Analyzed:	7/17/04	**Matrix:**	SOIL
Date Extracted:	7/15/04	**File ID:**	BE012729.D
Dilution:	1	**Instrument ID:**	BNAE
Analytical Method:	8270	**Analytical Run ID:**	
Sample Wt/Vol:	15.1	**Extract Vol:**	1000
Injection Vol:	2	**% Moisture:**	7
Associated Blank:			

Parameter	CAS Number	Concentration	C	RDL	MDL	Units
TARGETS						
Phenol	108-95-2	< 30	U	710	30	ug/Kg
bis(2-Chloroethyl)ether	111-44-4	< 35	U	710	35	ug/Kg
2-Chlorophenol	95-57-8	< 31	U	710	31	ug/Kg
1,2-Dichlorobenzene	95-50-1	< 38	U	710	38	ug/Kg
1,3-Dichlorobenzene	541-73-1	< 26	U	710	26	ug/Kg
1,4-Dichlorobenzene	106-46-7	< 30	U	710	30	ug/Kg
Benzyl Alcohol	100-51-6	< 18	U	710	18	ug/Kg
2-Methylphenol	95-48-7	< 45	U	710	45	ug/Kg
2,2-oxybis(1-Chloropropane)	108-60-1	< 38	U	710	38	ug/Kg
3+4-Methylphenols	106-44-5	< 32	U	710	32	ug/Kg
N-Nitroso-di-n-propylamine	621-64-7	< 31	U	710	31	ug/Kg
Hexachloroethane	67-72-1	< 34	U	710	34	ug/Kg
Nitrobenzene	98-95-3	< 36	U	710	36	ug/Kg
Isophorone	78-59-1	< 26	U	710	26	ug/Kg
2-Nitrophenol	88-75-5	< 28	U	710	28	ug/Kg
2,4-Dimethylphenol	105-67-9	< 38	U	710	38	ug/Kg
bis(2-Chloroethoxy)methane	111-91-1	< 32	U	710	32	ug/Kg
2,4-Dichlorophenol	120-83-2	< 25	U	710	25	ug/Kg
1,2,4-Trichlorobenzene	120-82-1	< 20	U	710	20	ug/Kg
Benzoic acid	65-85-0	< 26	U	710	26	ug/Kg
Naphthalene	91-20-3	< 15	U	710	15	ug/Kg
4-Chloroaniline	106-47-8	< 260	U	710	260	ug/Kg
Hexachlorobutadiene	87-68-3	< 25	U	710	25	ug/Kg
4-Chloro-3-methylphenol	59-50-7	< 21	U	710	21	ug/Kg
2-Methylnaphthalene	91-57-6	< 12	U	710	12	ug/Kg
Hexachlorocyclopentadiene	77-47-4	< 18	U	710	18	ug/Kg
2,4,6-Trichlorophenol	88-06-2	< 26	U	710	26	ug/Kg
2,4,5-Trichlorophenol	95-95-4	< 47	U	1800	47	ug/Kg
2-Chloronaphthalene	91-58-7	< 15	U	710	15	ug/Kg
2-Nitroaniline	88-74-4	< 26	U	1800	26	ug/Kg

Chemtech Consulting Group

SVOC

SDG No.: S3541-01

Client: Shaw E & I, Inc.

Sample ID:	S3541-01	**Client ID:**	B-1(33-35)
Date Collected:	7/10/04	**Date Received:**	7/12/04
Date Analyzed:	7/17/04	**Matrix:**	SOIL
Date Extracted:	7/15/04	**File ID:**	BE012729.D
Dilution:	1	**Instrument ID:**	BNAE
Analytical Method:	8270	**Analytical Run ID:**	
Sample Wt/Vol:	15.1	**Extract Vol:**	1000
Injection Vol:	2	**% Moisture:**	7
Associated Blank:			

Parameter	CAS Number	Concentration	C	RDL	MDL	Units
TARGETS						
Dimethylphthalate	131-11-3	< 17	U	710	17	ug/Kg
Acenaphthylene	208-96-8	< 21	U	710	21	ug/Kg
2,6-Dinitrotoluene	606-20-2	< 30	U	710	30	ug/Kg
3-Nitroaniline	99-09-2	< 110	U	1800	110	ug/Kg
Acenaphthene	83-32-9	< 16	U	710	16	ug/Kg
2,4-Dinitrophenol	51-28-5	< 31	U	1800	31	ug/Kg
4-Nitrophenol	100-02-7	< 69	U	1800	69	ug/Kg
Dibenzofuran	132-64-9	< 23	U	710	23	ug/Kg
2,4-Dinitrotoluene	121-14-2	< 14	U	710	14	ug/Kg
Diethylphthalate	84-66-2	< 22	U	710	22	ug/Kg
4-Chlorophenyl-phenylether	7005-72-3	< 18	U	710	18	ug/Kg
Fluorene	86-73-7	< 20	U	710	20	ug/Kg
4-Nitroaniline	100-01-6	< 55	U	1800	55	ug/Kg
4,6-Dinitro-2-methylphenol	534-52-1	< 41	U	1800	41	ug/Kg
N-Nitrosodiphenylamine	86-30-6	< 18	U	710	18	ug/Kg
Azobenzene	103-33-3	< 20	U	710	20	ug/Kg
4-Bromophenyl-phenylether	101-55-3	< 19	U	710	19	ug/Kg
Hexachlorobenzene	118-74-1	< 13	U	710	13	ug/Kg
Pentachlorophenol	87-86-5	< 22	U	1800	22	ug/Kg
Phenanthrene	85-01-8	< 16	U	710	16	ug/Kg
Anthracene	120-12-7	< 17	U	710	17	ug/Kg
Di-n-butylphthalate	84-74-2	< 9.4	U	710	9.4	ug/Kg
Fluoranthene	206-44-0	< 9.8	U	710	9.8	ug/Kg
Pyrene	129-00-0	< 13	U	710	13	ug/Kg
Butylbenzylphthalate	85-68-7	< 24	U	710	24	ug/Kg
3,3-Dichlorobenzidine	91-94-1	< 110	U	710	110	ug/Kg
Benzo(a)anthracene	56-55-3	< 11	U	710	11	ug/Kg
Chrysene	218-01-9	< 22	U	710	22	ug/Kg
bis(2-Ethylhexyl)phthalate	117-81-7	< 16	U	710	16	ug/Kg
Di-n-octyl phthalate	117-84-0	< 17	U	710	17	ug/Kg

Chemtech Consulting Group

SVOC

SDG No.: S3541-01

Client: Shaw E & I, Inc.

Sample ID:	S3541-01	**Client ID:**	B-1(33-35)
Date Collected:	7/10/04	**Date Received:**	7/12/04
Date Analyzed:	7/17/04	**Matrix:**	SOIL
Date Extracted:	7/15/04	**File ID:**	BE012729.D
Dilution:	1	**Instrument ID:**	BNAE
Analytical Method:	8270	**Analytical Run ID:**	
Sample Wt/Vol:	15.1	**Extract Vol:**	1000
Injection Vol:	2	**% Moisture:**	7
Associated Blank:			

Parameter	CAS Number	Concentration	C	RDL	MDL	Units
TARGETS						
Benzo(b)fluoranthene	205-99-2	< 38	U	710	38	ug/Kg
Benzo(k)fluoranthene	207-08-9	< 24	U	710	24	ug/Kg
Benzo(a)pyrene	50-32-8	< 12	U	710	12	ug/Kg
Indeno(1,2,3-cd)pyrene	193-39-5	< 17	U	710	17	ug/Kg
Dibenz(a,h)anthracene	53-70-3	< 21	U	710	21	ug/Kg
Benzo(g,h,i)perylene	191-24-2	< 31	U	710	31	ug/Kg
SURROGATES						
2-Fluorophenol	367-12-4	137.48	46 %	25 - 121		SPK: 300
Phenol-d5	13127-88-3	153.64	51 %	24 - 113		SPK: 300
Nitrobenzene-d5	4165-60-0	83.77	42 %	23 - 120		SPK: 200
2-Fluorobiphenyl	321-60-8	97.47	49 %	30 - 116		SPK: 200
2,4,6-Tribromophenol	118-79-6	146.98	49 %	19 - 122		SPK: 300
Terphenyl-d14	1718-51-0	96.73	48 %	18 - 137		SPK: 200
INTERNAL STANDARDS						
1,4-Dichlorobenzene-d4	3855-82-1	207767	3.46			
Naphthalene-d8	1146-65-2	789486	4.24			
Acenaphthene-d10	15067-26-2	449460	5.33			
Phenanthrene-d10	1517-22-2	796549	6.30			
Chrysene-d12	1719-03-5	779930	8.33			
Perylene-d12	1520-96-3	765864	9.91			
TENTITIVE IDENTIFIED COMPOUNDS						
ACP		510	A	2.49		ug/Kg
Docosane	629970	160	J	7.27		ug/Kg
Tricosane	638675	170	J	7.54		ug/Kg
1-Nonadecene	18435455	650	J	8.12		ug/Kg

TN
07/19/04

Chemtech Consulting Group

SVOC

SDG No.: S3541-01

Client: Shaw E & I, Inc.

Sample ID:	S3541-02	**Client ID:**	B-2(28-32)
Date Collected:	7/10/04	**Date Received:**	7/12/04
Date Analyzed:	7/16/04	**Matrix:**	SOIL
Date Extracted:	7/15/04	**File ID:**	BE012695.D
Dilution:	1	**Instrument ID:**	BNAE
Analytical Method:	8270	**Analytical Run ID:**	
Sample Wt/Vol:	15.0	**Extract Vol:**	500
Injection Vol:	2	**% Moisture:**	9
Associated Blank:			

Parameter	CAS Number	Concentration	C	RDL	MDL	Units
TARGETS						
Phenol	108-95-2	< 15	U	360	15	ug/Kg
bis(2-Chloroethyl)ether	111-44-4	< 18	U	360	18	ug/Kg
2-Chlorophenol	95-57-8	< 16	U	360	16	ug/Kg
1,2-Dichlorobenzene	95-50-1	< 20	U	360	20	ug/Kg
1,3-Dichlorobenzene	541-73-1	< 13	U	360	13	ug/Kg
1,4-Dichlorobenzene	106-46-7	< 15	U	360	15	ug/Kg
Benzyl Alcohol	100-51-6	< 9.0	U	360	9.0	ug/Kg
2-Methylphenol	95-48-7	< 23	U	360	23	ug/Kg
2,2-oxybis(1-Chloropropane)	108-60-1	< 20	U	360	20	ug/Kg
3+4-Methylphenols	106-44-5	< 17	U	360	17	ug/Kg
N-Nitroso-di-n-propylamine	621-64-7	< 16	U	360	16	ug/Kg
Hexachloroethane	67-72-1	< 17	U	360	17	ug/Kg
Nitrobenzene	98-95-3	< 18	U	360	18	ug/Kg
Isophorone	78-59-1	< 13	U	360	13	ug/Kg
2-Nitrophenol	88-75-5	< 15	U	360	15	ug/Kg
2,4-Dimethylphenol	105-67-9	< 20	U	360	20	ug/Kg
bis(2-Chloroethoxy)methane	111-91-1	< 17	U	360	17	ug/Kg
2,4-Dichlorophenol	120-83-2	< 13	U	360	13	ug/Kg
1,2,4-Trichlorobenzene	120-82-1	< 10	U	360	10	ug/Kg
Benzoic acid	65-85-0	< 13	U	360	13	ug/Kg
Naphthalene	91-20-3	< 7.9	U	360	7.9	ug/Kg
4-Chloroaniline	106-47-8	< 130	U	360	130	ug/Kg
Hexachlorobutadiene	87-68-3	< 13	U	360	13	ug/Kg
4-Chloro-3-methylphenol	59-50-7	< 11	U	360	11	ug/Kg
2-Methylnaphthalene	91-57-6	< 6.3	U	360	6.3	ug/Kg
Hexachlorocyclopentadiene	77-47-4	< 9.1	U	360	9.1	ug/Kg
2,4,6-Trichlorophenol	88-06-2	< 13	U	360	13	ug/Kg
2,4,5-Trichlorophenol	95-95-4	< 24	U	910	24	ug/Kg
2-Chloronaphthalene	91-58-7	< 7.6	U	360	7.6	ug/Kg
2-Nitroaniline	88-74-4	< 13	U	910	13	ug/Kg

Chemtech Consulting Group

SVOC

SDG No.: S3541-01

Client: Shaw E & I, Inc.

Sample ID:	S3541-02	**Client ID:**	B-2(28-32)
Date Collected:	7/10/04	**Date Received:**	7/12/04
Date Analyzed:	7/16/04	**Matrix:**	SOIL
Date Extracted:	7/15/04	**File ID:**	BE012695.D
Dilution:	1	**Instrument ID:**	BNAE
Analytical Method:	8270	**Analytical Run ID:**	
Sample Wt/Wol:	15.0	**Extract Vol:**	500
Injection Vol:	2	**% Moisture:**	9
Associated Blank:			

Parameter	CAS Number	Concentration	C	RDL	MDL	Units
TARGETS						
Dimethylphthalate	131-11-3	< 8.7	U	360	8.7	ug/Kg
Acenaphthylene	208-96-8	< 11	U	360	11	ug/Kg
2,6-Dinitrotoluene	606-20-2	< 15	U	360	15	ug/Kg
3-Nitroaniline	99-09-2	< 59	U	910	59	ug/Kg
Acenaphthene	83-32-9	< 8.0	U	360	8.0	ug/Kg
2,4-Dinitrophenol	51-28-5	< 16	U	910	16	ug/Kg
4-Nitrophenol	100-02-7	< 35	U	910	35	ug/Kg
Dibenzofuran	132-64-9	< 12	U	360	12	ug/Kg
2,4-Dinitrotoluene	121-14-2	< 7.2	U	360	7.2	ug/Kg
Diethylphthalate	84-66-2	< 11	U	360	11	ug/Kg
4-Chlorophenyl-phenylether	7005-72-3	< 9.0	U	360	9.0	ug/Kg
Fluorene	86-73-7	< 10	U	360	10	ug/Kg
4-Nitroaniline	100-01-6	< 28	U	910	28	ug/Kg
4,6-Dinitro-2-methylphenol	534-52-1	< 21	U	910	21	ug/Kg
N-Nitrosodiphenylamine	86-30-6	< 9.2	U	360	9.2	ug/Kg
Azobenzene	103-33-3	< 10	U	360	10	ug/Kg
4-Bromophenyl-phenylether	101-55-3	< 9.5	U	360	9.5	ug/Kg
Hexachlorobenzene	118-74-1	< 6.8	U	360	6.8	ug/Kg
Pentachlorophenol	87-86-5	< 11	U	910	11	ug/Kg
Phenanthrene	85-01-8	< 8.1	U	360	8.1	ug/Kg
Anthracene	120-12-7	< 8.7	U	360	8.7	ug/Kg
Di-n-butylphthalate	84-74-2	< 4.8	U	360	4.8	ug/Kg
Fluoranthene	206-44-0	< 5.0	U	360	5.0	ug/Kg
Pyrene	129-00-0	< 6.5	U	360	6.5	ug/Kg
Butylbenzylphthalate	85-68-7	< 12	U	360	12	ug/Kg
3,3-Dichlorobenzidine	91-94-1	< 58	U	360	58	ug/Kg
Benzo(a)anthracene	56-55-3	< 5.5	U	360	5.5	ug/Kg
Chrysene	218-01-9	< 12	U	360	12	ug/Kg
bis(2-Ethylhexyl)phthalate	117-81-7	< 8.3	U	360	8.3	ug/Kg
Di-n-octyl phthalate	117-84-0	< 8.7	U	360	8.7	ug/Kg

Chemtech Consulting Group

SVOC

SDG No.: S3541-01

Client: Shaw E & I, Inc.

Sample ID:	S3541-02	**Client ID:**	B-2(28-32)
Date Collected:	7/10/04	**Date Received:**	7/12/04
Date Analyzed:	7/16/04	**Matrix:**	SOIL
Date Extracted:	7/15/04	**File ID:**	BE012695.D
Dilution:	1	**Instrument ID:**	BNAE
Analytical Method:	8270	**Analytical Run ID:**	
Sample Wt/Wol:	15.0	**Extract Vol:**	500
Injection Vol:	2	**% Moisture:**	9
Associated Blank:			

Parameter	CAS Number	Concentration	C	RDL	MDL	Units
TARGETS						
Benzo(b)fluoranthene	205-99-2	< 19	U	360	19	ug/Kg
Benzo(k)fluoranthene	207-08-9	< 12	U	360	12	ug/Kg
Benzo(a)pyrene	50-32-8	< 6.3	U	360	6.3	ug/Kg
Indeno(1,2,3-cd)pyrene	193-39-5	< 8.8	U	360	8.8	ug/Kg
Dibenz(a,h)anthracene	53-70-3	< 11	U	360	11	ug/Kg
Benzo(g,h,i)perylene	191-24-2	< 16	U	360	16	ug/Kg
SURROGATES						
2-Fluorophenol	367-12-4	257.89	86 %	25 - 121		SPK: 300
Phenol-d5	13127-88-3	284.6	95 %	24 - 113		SPK: 300
Nitrobenzene-d5	4165-60-0	164.95	82 %	23 - 120		SPK: 200
2-Fluorobiphenyl	321-60-8	170.78	85 %	30 - 116		SPK: 200
2,4,6-Tribromophenol	118-79-6	256.86	86 %	19 - 122		SPK: 300
Terphenyl-d14	1718-51-0	176.78	88 %	18 - 137		SPK: 200
INTERNAL STANDARDS						
1,4-Dichlorobenzene-d4	3855-82-1	195641	3.47			
Naphthalene-d8	1146-65-2	723508	4.24			
Acenaphthene-d10	15067-26-2	420384	5.33			
Phenanthrene-d10	1517-22-2	711771	6.29			
Chrysene-d12	1719-03-5	672157	8.27			
Perylene-d12	1520-96-3	683367	9.83			
TENTITIVE IDENTIFIED COMPOUNDS						
ACP		420	A	2.49		ug/Kg
1,2-Benzenedicarboxylic acid, but	17851535	140	J	6.38		ug/Kg
1-Octadecanol	112925	340	J	8.06		ug/Kg
9-Octadecenamide, (Z)-	301020	140	J	8.94		ug/Kg

TND
07/19/04

Chemtech Consulting Group

SVOC

SDG No.: S3541-01

Client: Shaw E & I, Inc.

Sample ID:	S3541-03	**Client ID:**	B-3(28-33)
Date Collected:	7/10/04	**Date Received:**	7/12/04
Date Analyzed:	7/17/04	**Matrix:**	SOIL
Date Extracted:	7/15/04	**File ID:**	BE012722.D
Dilution:	1	**Instrument ID:**	BNAE
Analytical Method:	8270	**Analytical Run ID:**	
Sample Wt/Wol:	15.1	**Extract Vol:**	500
Injection Vol:	2	**% Moisture:**	2
Associated Blank:			

Parameter	CAS Number	Concentration	C	RDL	MDL	Units
TARGETS						
Phenol	108-95-2	< 14	U	330	14	ug/Kg
bis(2-Chloroethyl)ether	111-44-4	< 16	U	330	16	ug/Kg
2-Chlorophenol	95-57-8	< 14	U	330	14	ug/Kg
1,2-Dichlorobenzene	95-50-1	< 18	U	330	18	ug/Kg
1,3-Dichlorobenzene	541-73-1	< 12	U	330	12	ug/Kg
1,4-Dichlorobenzene	106-46-7	< 14	U	330	14	ug/Kg
Benzyl Alcohol	100-51-6	< 8.3	U	330	8.3	ug/Kg
2-Methylphenol	95-48-7	< 21	U	330	21	ug/Kg
2,2-oxybis(1-Chloropropane)	108-60-1	< 18	U	330	18	ug/Kg
3+4-Methylphenols	106-44-5	< 15	U	330	15	ug/Kg
N-Nitroso-di-n-propylamine	621-64-7	< 15	U	330	15	ug/Kg
Hexachloroethane	67-72-1	< 16	U	330	16	ug/Kg
Nitrobenzene	98-95-3	< 17	U	330	17	ug/Kg
Isophorone	78-59-1	< 12	U	330	12	ug/Kg
2-Nitrophenol	88-75-5	< 13	U	330	13	ug/Kg
2,4-Dimethylphenol	105-67-9	< 18	U	330	18	ug/Kg
bis(2-Chloroethoxy)methane	111-91-1	< 15	U	330	15	ug/Kg
2,4-Dichlorophenol	120-83-2	< 12	U	330	12	ug/Kg
1,2,4-Trichlorobenzene	120-82-1	< 9.6	U	330	9.6	ug/Kg
Benzoic acid	65-85-0	< 12	U	330	12	ug/Kg
Naphthalene	91-20-3	< 7.3	U	330	7.3	ug/Kg
4-Chloroaniline	106-47-8	< 120	U	330	120	ug/Kg
Hexachlorobutadiene	87-68-3	< 12	U	330	12	ug/Kg
4-Chloro-3-methylphenol	59-50-7	< 9.9	U	330	9.9	ug/Kg
2-Methylnaphthalene	91-57-6	< 5.8	U	330	5.8	ug/Kg
Hexachlorocyclopentadiene	77-47-4	< 8.4	U	330	8.4	ug/Kg
2,4,6-Trichlorophenol	88-06-2	< 12	U	330	12	ug/Kg
2,4,5-Trichlorophenol	95-95-4	< 22	U	840	22	ug/Kg
2-Chloronaphthalene	91-58-7	< 7.0	U	330	7.0	ug/Kg
2-Nitroaniline	88-74-4	< 12	U	840	12	ug/Kg

Chemtech Consulting Group

SVOC

SDG No.: S3541-01
Client: Shaw E & I, Inc.

Sample ID:	S3541-03	**Client ID:**	B-3(28-33)
Date Collected:	7/10/04	**Date Received:**	7/12/04
Date Analyzed:	7/17/04	**Matrix:**	SOIL
Date Extracted:	7/15/04	**File ID:**	BE012722.D
Dilution:	1	**Instrument ID:**	BNAE
Analytical Method:	8270	**Analytical Run ID:**	
Sample Wt/Vol:	15.1	**Extract Vol:**	500
Injection Vol:	2	**% Moisture:**	2
Associated Blank:			

Parameter	CAS Number	Concentration	C	RDL	MDL	Units
TARGETS						
Dimethylphthalate	131-11-3	< 8.0	U	330	8.0	ug/Kg
Acenaphthylene	208-96-8	< 10	U	330	10	ug/Kg
2,6-Dinitrotoluene	606-20-2	< 14	U	330	14	ug/Kg
3-Nitroaniline	99-09-2	< 54	U	840	54	ug/Kg
Acenaphthene	83-32-9	< 7.4	U	330	7.4	ug/Kg
2,4-Dinitrophenol	51-28-5	< 15	U	840	15	ug/Kg
4-Nitrophenol	100-02-7	< 33	U	840	33	ug/Kg
Dibenzofuran	132-64-9	< 11	U	330	11	ug/Kg
2,4-Dinitrotoluene	121-14-2	< 6.7	U	330	6.7	ug/Kg
Diethylphthalate	84-66-2	< 11	U	330	11	ug/Kg
4-Chlorophenyl-phenylether	7005-72-3	< 8.3	U	330	8.3	ug/Kg
Fluorene	86-73-7	< 9.5	U	330	9.5	ug/Kg
4-Nitroaniline	100-01-6	< 26	U	840	26	ug/Kg
4,6-Dinitro-2-methylphenol	534-52-1	< 19	U	840	19	ug/Kg
N-Nitrosodiphenylamine	86-30-6	< 8.5	U	330	8.5	ug/Kg
Azobenzene	103-33-3	< 9.5	U	330	9.5	ug/Kg
4-Bromophenyl-phenylether	101-55-3	< 8.8	U	330	8.8	ug/Kg
Hexachlorobenzene	118-74-1	< 6.3	U	330	6.3	ug/Kg
Pentachlorophenol	87-86-5	< 10	U	840	10	ug/Kg
Phenanthrene	85-01-8	< 7.5	U	330	7.5	ug/Kg
Anthracene	120-12-7	< 8.0	U	330	8.0	ug/Kg
Di-n-butylphthalate	84-74-2	< 4.4	U	330	4.4	ug/Kg
Fluoranthene	206-44-0	37	J	330	4.7	ug/Kg
Pyrene	129-00-0	< 6.0	U	330	6.0	ug/Kg
Butylbenzylphthalate	85-68-7	< 11	U	330	11	ug/Kg
3,3-Dichlorobenzidine	91-94-1	< 54	U	330	54	ug/Kg
Benzo(a)anthracene	56-55-3	< 5.1	U	330	5.1	ug/Kg
Chrysene	218-01-9	< 11	U	330	11	ug/Kg
bis(2-Ethylhexyl)phthalate	117-81-7	< 7.7	U	330	7.7	ug/Kg
Di-n-octyl phthalate	117-84-0	< 8.0	U	330	8.0	ug/Kg

Chemtech Consulting Group

SVOC

SDG No.: S3541-01

Client: Shaw E & I, Inc.

Sample ID:	S3541-03	**Client ID:**	B-3(28-33)
Date Collected:	7/10/04	**Date Received:**	7/12/04
Date Analyzed:	7/17/04	**Matrix:**	SOIL
Date Extracted:	7/15/04	**File ID:**	BE012722.D
Dilution:	1	**Instrument ID:**	BNAE
Analytical Method:	8270	**Analytical Run ID:**	
Sample Wt/Vol:	15.1	**Extract Vol:**	500
Injection Vol:	2	**% Moisture:**	2
Associated Blank:			

Parameter	CAS Number	Concentration	C	RDL	MDL	Units
TARGETS						
Benzo(b)fluoranthene	205-99-2	< 18	U	330	18	ug/Kg
Benzo(k)fluoranthene	207-08-9	< 11	U	330	11	ug/Kg
Benzo(a)pyrene	50-32-8	< 5.8	U	330	5.8	ug/Kg
Indeno(1,2,3-cd)pyrene	193-39-5	< 8.1	U	330	8.1	ug/Kg
Dibenz(a,h)anthracene	53-70-3	< 9.8	U	330	9.8	ug/Kg
Benzo(g,h,i)perylene	191-24-2	< 15	U	330	15	ug/Kg
SURROGATES						
2-Fluorophenol	367-12-4	279.23	93 %	25 - 121		SPK: 300
Phenol-d5	13127-88-3	299.31	100 %	24 - 113		SPK: 300
Nitrobenzene-d5	4165-60-0	175.95	88 %	23 - 120		SPK: 200
2-Fluorobiphenyl	321-60-8	180.36	90 %	30 - 116		SPK: 200
2,4,6-Tribromophenol	118-79-6	261.13	87 %	19 - 122		SPK: 300
Terphenyl-d14	1718-51-0	176.63	88 %	18 - 137		SPK: 200
INTERNAL STANDARDS						
1,4-Dichlorobenzene-d4	3855-82-1	214277	3.46			
Naphthalene-d8	1146-65-2	781862	4.24			
Acenaphthene-d10	15067-26-2	459538	5.33			
Phenanthrene-d10	1517-22-2	800891	6.30			
Chrysene-d12	1719-03-5	747538	8.30			
Perylene-d12	1520-96-3	777231	9.87			
TENTITIVE IDENTIFIED COMPOUNDS						
ACP		420	A	2.49		ug/Kg
Hexadecane	544763	140	J	5.54		ug/Kg
1-Octadecanol	112925	320	J	8.10		ug/Kg

07/19/04

Chemtech Consulting Group

SVOC

SDG No.: S3541-01

Client: Shaw E & I, Inc.

Sample ID:	S3541-04	**Client ID:**	B-4(28-32)
Date Collected:	7/10/04	**Date Received:**	7/12/04
Date Analyzed:	7/17/04	**Matrix:**	SOIL
Date Extracted:	7/15/04	**File ID:**	BE012720.D
Dilution:	1	**Instrument ID:**	BNAE
Analytical Method:	8270	**Analytical Run ID:**	
Sample Wt/Vol:	15.2	**Extract Vol:**	500
Injection Vol:	2	**% Moisture:**	3
Associated Blank:			

Parameter	CAS Number	Concentration	C	RDL	MDL	Units
TARGETS						
Phenol	108-95-2	< 14	U	340	14	ug/Kg
bis(2-Chloroethyl)ether	111-44-4	< 17	U	340	17	ug/Kg
2-Chlorophenol	95-57-8	< 15	U	340	15	ug/Kg
1,2-Dichlorobenzene	95-50-1	< 18	U	340	18	ug/Kg
1,3-Dichlorobenzene	541-73-1	< 12	U	340	12	ug/Kg
1,4-Dichlorobenzene	106-46-7	< 14	U	340	14	ug/Kg
Benzyl Alcohol	100-51-6	< 8.3	U	340	8.3	ug/Kg
2-Methylphenol	95-48-7	< 21	U	340	21	ug/Kg
2,2-oxybis(1-Chloropropane)	108-60-1	< 18	U	340	18	ug/Kg
3+4-Methylphenols	106-44-5	< 15	U	340	15	ug/Kg
N-Nitroso-di-n-propylamine	621-64-7	< 15	U	340	15	ug/Kg
Hexachloroethane	67-72-1	< 16	U	340	16	ug/Kg
Nitrobenzene	98-95-3	< 17	U	340	17	ug/Kg
Isophorone	78-59-1	< 13	U	340	13	ug/Kg
2-Nitrophenol	88-75-5	< 14	U	340	14	ug/Kg
2,4-Dimethylphenol	105-67-9	< 18	U	340	18	ug/Kg
bis(2-Chloroethoxy)methane	111-91-1	< 15	U	340	15	ug/Kg
2,4-Dichlorophenol	120-83-2	< 12	U	340	12	ug/Kg
1,2,4-Trichlorobenzene	120-82-1	< 9.7	U	340	9.7	ug/Kg
Benzoic acid	65-85-0	< 12	U	340	12	ug/Kg
Naphthalene	91-20-3	< 7.3	U	340	7.3	ug/Kg
4-Chloroaniline	106-47-8	< 120	U	340	120	ug/Kg
Hexachlorobutadiene	87-68-3	< 12	U	340	12	ug/Kg
4-Chloro-3-methylphenol	59-50-7	< 10	U	340	10	ug/Kg
2-Methylnaphthalene	91-57-6	< 5.8	U	340	5.8	ug/Kg
Hexachlorocyclopentadiene	77-47-4	< 8.4	U	340	8.4	ug/Kg
2,4,6-Trichlorophenol	88-06-2	< 12	U	340	12	ug/Kg
2,4,5-Trichlorophenol	95-95-4	< 22	U	840	22	ug/Kg
2-Chloronaphthalene	91-58-7	< 7.0	U	340	7.0	ug/Kg
2-Nitroaniline	88-74-4	< 12	U	840	12	ug/Kg

Chemtech Consulting Group

SVOC

SDG No.: S3541-01

Client: Shaw E & I, Inc.

Sample ID:	S3541-04	**Client ID:**	B-4(28-32)
Date Collected:	7/10/04	**Date Received:**	7/12/04
Date Analyzed:	7/17/04	**Matrix:**	SOIL
Date Extracted:	7/15/04	**File ID:**	BE012720.D
Dilution:	1	**Instrument ID:**	BNAE
Analytical Method:	8270	**Analytical Run ID:**	
Sample Wt/Vol:	15.2	**Extract Vol:**	500
Injection Vol:	2	**% Moisture:**	3
Associated Blank:			

Parameter	CAS Number	Concentration	C	RDL	MDL	Units
TARGETS						
Dimethylphthalate	131-11-3	< 8.0	U	340	8.0	ug/Kg
Acenaphthylene	208-96-8	< 10	U	340	10	ug/Kg
2,6-Dinitrotoluene	606-20-2	< 14	U	340	14	ug/Kg
3-Nitroaniline	99-09-2	< 54	U	840	54	ug/Kg
Acenaphthene	83-32-9	< 7.4	U	340	7.4	ug/Kg
2,4-Dinitrophenol	51-28-5	< 15	U	840	15	ug/Kg
4-Nitrophenol	100-02-7	< 33	U	840	33	ug/Kg
Dibenzofuran	132-64-9	< 11	U	340	11	ug/Kg
2,4-Dinitrotoluene	121-14-2	< 6.7	U	340	6.7	ug/Kg
Diethylphthalate	84-66-2	< 11	U	340	11	ug/Kg
4-Chlorophenyl-phenylether	7005-72-3	< 8.3	U	340	8.3	ug/Kg
Fluorene	86-73-7	< 9.6	U	340	9.6	ug/Kg
4-Nitroaniline	100-01-6	< 26	U	840	26	ug/Kg
4,6-Dinitro-2-methylphenol	534-52-1	< 20	U	840	20	ug/Kg
N-Nitrosodiphenylamine	86-30-6	< 8.5	U	340	8.5	ug/Kg
Azobenzene	103-33-3	< 9.6	U	340	9.6	ug/Kg
4-Bromophenyl-phenylether	101-55-3	< 8.8	U	340	8.8	ug/Kg
Hexachlorobenzene	118-74-1	< 6.3	U	340	6.3	ug/Kg
Pentachlorophenol	87-86-5	< 10	U	840	10	ug/Kg
Phenanthrene	85-01-8	< 7.5	U	340	7.5	ug/Kg
Anthracene	120-12-7	< 8.0	U	340	8.0	ug/Kg
Di-n-butylphthalate	84-74-2	< 4.5	U	340	4.5	ug/Kg
Fluoranthene	206-44-0	< 4.7	U	340	4.7	ug/Kg
Pyrene	129-00-0	< 6.0	U	340	6.0	ug/Kg
Butylbenzylphthalate	85-68-7	< 11	U	340	11	ug/Kg
3,3-Dichlorobenzidine	91-94-1	< 54	U	340	54	ug/Kg
Benzo(a)anthracene	56-55-3	< 5.1	U	340	5.1	ug/Kg
Chrysene	218-01-9	< 11	U	340	11	ug/Kg
bis(2-Ethylhexyl)phthalate	117-81-7	< 7.7	U	340	7.7	ug/Kg
Di-n-octyl phthalate	117-84-0	< 8.0	U	340	8.0	ug/Kg

Chemtech Consulting Group

SVOC

SDG No.: S3541-01

Client: Shaw E & I, Inc.

Sample ID:	S3541-04	**Client ID:**	B-4(28-32)
Date Collected:	7/10/04	**Date Received:**	7/12/04
Date Analyzed:	7/17/04	**Matrix:**	SOIL
Date Extracted:	7/15/04	**File ID:**	BE012720.D
Dilution:	1	**Instrument ID:**	BNAE
Analytical Method:	8270	**Analytical Run ID:**	
Sample Wt/Vol:	15.2	**Extract Vol:**	500
Injection Vol:	2	**% Moisture:**	3
Associated Blank:			

Parameter	CAS Number	Concentration	C	RDL	MDL	Units
TARGETS						
Benzo(b)fluoranthene	205-99-2	< 18	U	340	18	ug/Kg
Benzo(k)fluoranthene	207-08-9	< 11	U	340	11	ug/Kg
Benzo(a)pyrene	50-32-8	< 5.8	U	340	5.8	ug/Kg
Indeno(1,2,3-cd)pyrene	193-39-5	< 8.1	U	340	8.1	ug/Kg
Dibenz(a,h)anthracene	53-70-3	< 9.9	U	340	9.9	ug/Kg
Benzo(g,h,i)perylene	191-24-2	< 15	U	340	15	ug/Kg
SURROGATES						
2-Fluorophenol	367-12-4	297.34	99 %	25 - 121		SPK: 300
Phenol-d5	13127-88-3	313.58	105 %	24 - 113		SPK: 300
Nitrobenzene-d5	4165-60-0	188.24	94 %	23 - 120		SPK: 200
2-Fluorobiphenyl	321-60-8	186.49	93 %	30 - 116		SPK: 200
2,4,6-Tribromophenol	118-79-6	271.62	91 %	19 - 122		SPK: 300
Terphenyl-d14	1718-51-0	185.6	93 %	18 - 137		SPK: 200
INTERNAL STANDARDS						
1,4-Dichlorobenzene-d4	3855-82-1	210350	3.46			
Naphthalene-d8	1146-65-2	760152	4.24			
Acenaphthene-d10	15067-26-2	442738	5.33			
Phenanthrene-d10	1517-22-2	768602	6.31			
Chrysene-d12	1719-03-5	716598	8.39			
Perylene-d12	1520-96-3	723691	9.97			
TENTITIVE IDENTIFIED COMPOUNDS						
ACP		440	A	2.50		ug/Kg
1-Nonadecanol	1454848	350	J	8.17		ug/Kg

HD 07/18 07/19/04

Chemtech Consulting Group

SVOC

SDG No.: S3541-01
Client: Shaw E & I, Inc.

Sample ID:	S3541-07	**Client ID:**	B-5(28-33)
Date Collected:	7/10/04	**Date Received:**	7/12/04
Date Analyzed:	7/16/04	**Matrix:**	SOIL
Date Extracted:	7/15/04	**File ID:**	BE012694.D
Dilution:	1	**Instrument ID:**	BNAE
Analytical Method:	8270	**Analytical Run ID:**	
Sample Wt/Vol:	15.0	**Extract Vol:**	500
Injection Vol:	2	**% Moisture:**	3
Associated Blank:			

Parameter	CAS Number	Concentration	C	RDL	MDL	Units
TARGETS						
Phenol	108-95-2	< 14	U	340	14	ug/Kg
bis(2-Chloroethyl)ether	111-44-4	< 17	U	340	17	ug/Kg
2-Chlorophenol	95-57-8	< 15	U	340	15	ug/Kg
1,2-Dichlorobenzene	95-50-1	< 19	U	340	19	ug/Kg
1,3-Dichlorobenzene	541-73-1	< 13	U	340	13	ug/Kg
1,4-Dichlorobenzene	106-46-7	< 14	U	340	14	ug/Kg
Benzyl Alcohol	100-51-6	< 8.4	U	340	8.4	ug/Kg
2-Methylphenol	95-48-7	< 21	U	340	21	ug/Kg
2,2-oxybis(1-Chloropropane)	108-60-1	< 18	U	340	18	ug/Kg
3+4-Methylphenols	106-44-5	< 16	U	340	16	ug/Kg
N-Nitroso-di-n-propylamine	621-64-7	< 15	U	340	15	ug/Kg
Hexachloroethane	67-72-1	< 16	U	340	16	ug/Kg
Nitrobenzene	98-95-3	< 17	U	340	17	ug/Kg
Isophorone	78-59-1	< 13	U	340	13	ug/Kg
2-Nitrophenol	88-75-5	< 14	U	340	14	ug/Kg
2,4-Dimethylphenol	105-67-9	< 18	U	340	18	ug/Kg
bis(2-Chloroethoxy)methane	111-91-1	< 16	U	340	16	ug/Kg
2,4-Dichlorophenol	120-83-2	< 12	U	340	12	ug/Kg
1,2,4-Trichlorobenzene	120-82-1	< 9.8	U	340	9.8	ug/Kg
Benzoic acid	65-85-0	< 12	U	340	12	ug/Kg
Naphthalene	91-20-3	< 7.4	U	340	7.4	ug/Kg
4-Chloroaniline	106-47-8	< 130	U	340	130	ug/Kg
Hexachlorobutadiene	87-68-3	< 12	U	340	12	ug/Kg
4-Chloro-3-methylphenol	59-50-7	< 10	U	340	10	ug/Kg
2-Methylnaphthalene	91-57-6	< 5.9	U	340	5.9	ug/Kg
Hexachlorocyclopentadiene	77-47-4	< 8.5	U	340	8.5	ug/Kg
2,4,6-Trichlorophenol	88-06-2	< 12	U	340	12	ug/Kg
2,4,5-Trichlorophenol	95-95-4	< 23	U	850	23	ug/Kg
2-Chloronaphthalene	91-58-7	< 7.1	U	340	7.1	ug/Kg
2-Nitroaniline	88-74-4	< 12	U	850	12	ug/Kg

Chemtech Consulting Group

SVOC

SDG No.: S3541-01

Client: Shaw E & I, Inc.

Sample ID:	S3541-07	**Client ID:**	B-5(28-33)
Date Collected:	7/10/04	**Date Received:**	7/12/04
Date Analyzed:	7/16/04	**Matrix:**	SOIL
Date Extracted:	7/15/04	**File ID:**	BE012694.D
Dilution:	1	**Instrument ID:**	BNAE
Analytical Method:	8270	**Analytical Run ID:**	
Sample Wt/Vol:	15.0	**Extract Vol:**	500
Injection Vol:	2	**% Moisture:**	3
Associated Blank:			

Parameter	CAS Number	Concentration	C	RDL	MDL	Units
TARGETS						
Dimethylphthalate	131-11-3	< 8.1	U	340	8.1	ug/Kg
Acenaphthylene	208-96-8	< 10	U	340	10	ug/Kg
2,6-Dinitrotoluene	606-20-2	< 14	U	340	14	ug/Kg
3-Nitroaniline	99-09-2	< 55	U	850	55	ug/Kg
Acenaphthene	83-32-9	< 7.5	U	340	7.5	ug/Kg
2,4-Dinitrophenol	51-28-5	< 15	U	850	15	ug/Kg
4-Nitrophenol	100-02-7	< 33	U	850	33	ug/Kg
Dibenzofuran	132-64-9	< 11	U	340	11	ug/Kg
2,4-Dinitrotoluene	121-14-2	< 6.8	U	340	6.8	ug/Kg
Diethylphthalate	84-66-2	< 11	U	340	11	ug/Kg
4-Chlorophenyl-phenylether	7005-72-3	< 8.4	U	340	8.4	ug/Kg
Fluorene	86-73-7	< 9.7	U	340	9.7	ug/Kg
4-Nitroaniline	100-01-6	< 27	U	850	27	ug/Kg
4,6-Dinitro-2-methylphenol	534-52-1	< 20	U	850	20	ug/Kg
N-Nitrosodiphenylamine	86-30-6	< 8.6	U	340	8.6	ug/Kg
Azobenzene	103-33-3	< 9.7	U	340	9.7	ug/Kg
4-Bromophenyl-phenylether	101-55-3	< 8.9	U	340	8.9	ug/Kg
Hexachlorobenzene	118-74-1	< 6.4	U	340	6.4	ug/Kg
Pentachlorophenol	87-86-5	< 11	U	850	11	ug/Kg
Phenanthrene	85-01-8	< 7.6	U	340	7.6	ug/Kg
Anthracene	120-12-7	< 8.1	U	340	8.1	ug/Kg
Di-n-butylphthalate	84-74-2	< 4.5	U	340	4.5	ug/Kg
Fluoranthene	206-44-0	< 4.7	U	340	4.7	ug/Kg
Pyrene	129-00-0	< 6.1	U	340	6.1	ug/Kg
Butylbenzylphthalate	85-68-7	< 11	U	340	11	ug/Kg
3,3-Dichlorobenzidine	91-94-1	< 55	U	340	55	ug/Kg
Benzo(a)anthracene	56-55-3	< 5.1	U	340	5.1	ug/Kg
Chrysene	218-01-9	< 11	U	340	11	ug/Kg
bis(2-Ethylhexyl)phthalate	117-81-7	< 7.8	U	340	7.8	ug/Kg
Di-n-octyl phthalate	117-84-0	< 8.1	U	340	8.1	ug/Kg

Chemtech Consulting Group

SVOC

SDG No.: S3541-01

Client: Shaw E & I, Inc.

Sample ID:	S3541-07	**Client ID:**	B-5(28-33)
Date Collected:	7/10/04	**Date Received:**	7/12/04
Date Analyzed:	7/16/04	**Matrix:**	SOIL
Date Extracted:	7/15/04	**File ID:**	BE012694.D
Dilution:	1	**Instrument ID:**	BNAE
Analytical Method:	8270	**Analytical Run ID:**	
Sample Wt/Vol:	15.0	**Extract Vol:**	500
Injection Vol:	2	**% Moisture:**	3
Associated Blank:			

Parameter	CAS Number	Concentration	C	RDL	MDL	Units
TARGETS						
Benzo(b)fluoranthene	205-99-2	< 18	U	340	18	ug/Kg
Benzo(k)fluoranthene	207-08-9	< 12	U	340	12	ug/Kg
Benzo(a)pyrene	50-32-8	< 5.9	U	340	5.9	ug/Kg
Indeno(1,2,3-cd)pyrene	193-39-5	< 8.2	U	340	8.2	ug/Kg
Dibenz(a,h)anthracene	53-70-3	< 10	U	340	10	ug/Kg
Benzo(g,h,i)perylene	191-24-2	< 15	U	340	15	ug/Kg
SURROGATES						
2-Fluorophenol	367-12-4	231.53	77 %	25 - 121		SPK: 300
Phenol-d5	13127-88-3	262.18	87 %	24 - 113		SPK: 300
Nitrobenzene-d5	4165-60-0	151.18	76 %	23 - 120		SPK: 200
2-Fluorobiphenyl	321-60-8	157.93	79 %	30 - 116		SPK: 200
2,4,6-Tribromophenol	118-79-6	241.77	81 %	19 - 122		SPK: 300
Terphenyl-d14	1718-51-0	170.91	85 %	18 - 137		SPK: 200
INTERNAL STANDARDS						
1,4-Dichlorobenzene-d4	3855-82-1	207553	3.46			
Naphthalene-d8	1146-65-2	754288	4.24			
Acenaphthene-d10	15067-26-2	455367	5.33			
Phenanthrene-d10	1517-22-2	783607	6.31			
Chrysene-d12	1719-03-5	740707	8.31			
Perylene-d12	1520-96-3	746663	9.88			
TENTITIVE IDENTIFIED COMPOUNDS						
ACP		340	A	2.49		ug/Kg
Docosane	629970	160	J	7.26		ug/Kg
Tricosane	638675	220	J	7.53		ug/Kg
Heptadecane	629787	100	J	7.80		ug/Kg
1-Nonadecanol	1454848	430	J	8.09		ug/Kg

HD
07/19/04

Chemtech Consulting Group

SVOC

SDG No.: S3541-01

Client: Shaw E & I, Inc.

Sample ID:	S3541-08	Client ID:	B-6(28-33)
Date Collected:	7/10/04	Date Received:	7/12/04
Date Analyzed:	7/17/04	Matrix:	SOIL
Date Extracted:	7/15/04	File ID:	BE012721.D
Dilution:	1	Instrument ID:	BNAE
Analytical Method:	8270	Analytical Run ID:	
Sample Wt/Vol:	15.2	Extract Vol:	500
Injection Vol:	2	% Moisture:	5
Associated Blank:			

Parameter	CAS Number	Concentration	C	RDL	MDL	Units
TARGETS						
Phenol	108-95-2	< 14	U	340	14	ug/Kg
bis(2-Chloroethyl)ether	111-44-4	< 17	U	340	17	ug/Kg
2-Chlorophenol	95-57-8	< 15	U	340	15	ug/Kg
1,2-Dichlorobenzene	95-50-1	< 19	U	340	19	ug/Kg
1,3-Dichlorobenzene	541-73-1	< 13	U	340	13	ug/Kg
1,4-Dichlorobenzene	106-46-7	< 14	U	340	14	ug/Kg
Benzyl Alcohol	100-51-6	< 8.5	U	340	8.5	ug/Kg
2-Methylphenol	95-48-7	< 22	U	340	22	ug/Kg
2,2-oxybis(1-Chloropropane)	108-60-1	< 19	U	340	19	ug/Kg
3+4-Methylphenols	106-44-5	< 16	U	340	16	ug/Kg
N-Nitroso-di-n-propylamine	621-64-7	< 15	U	340	15	ug/Kg
Hexachloroethane	67-72-1	< 16	U	340	16	ug/Kg
Nitrobenzene	98-95-3	< 17	U	340	17	ug/Kg
Isophorone	78-59-1	< 13	U	340	13	ug/Kg
2-Nitrophenol	88-75-5	< 14	U	340	14	ug/Kg
2,4-Dimethylphenol	105-67-9	< 19	U	340	19	ug/Kg
bis(2-Chloroethoxy)methane	111-91-1	< 16	U	340	16	ug/Kg
2,4-Dichlorophenol	120-83-2	< 12	U	340	12	ug/Kg
1,2,4-Trichlorobenzene	120-82-1	< 9.8	U	340	9.8	ug/Kg
Benzoic acid	65-85-0	< 13	U	340	13	ug/Kg
Naphthalene	91-20-3	< 7.5	U	340	7.5	ug/Kg
4-Chloroaniline	106-47-8	< 130	U	340	130	ug/Kg
Hexachlorobutadiene	87-68-3	< 12	U	340	12	ug/Kg
4-Chloro-3-methylphenol	59-50-7	< 10	U	340	10	ug/Kg
2-Methylnaphthalene	91-57-6	< 5.9	U	340	5.9	ug/Kg
Hexachlorocyclopentadiene	77-47-4	< 8.6	U	340	8.6	ug/Kg
2,4,6-Trichlorophenol	88-06-2	< 12	U	340	12	ug/Kg
2,4,5-Trichlorophenol	95-95-4	< 23	U	860	23	ug/Kg
2-Chloronaphthalene	91-58-7	< 7.1	U	340	7.1	ug/Kg
2-Nitroaniline	88-74-4	< 12	U	860	12	ug/Kg

Chemtech Consulting Group

SVOC

SDG No.: S3541-01

Client: Shaw E & I, Inc.

Sample ID:	S3541-08	**Client ID:**	B-6(28-33)
Date Collected:	7/10/04	**Date Received:**	7/12/04
Date Analyzed:	7/17/04	**Matrix:**	SOIL
Date Extracted:	7/15/04	**File ID:**	BE012721.D
Dilution:	1	**Instrument ID:**	BNAE
Analytical Method:	8270	**Analytical Run ID:**	
Sample Wt/Vol:	15.2	**Extract Vol:**	500
Injection Vol:	2	**% Moisture:**	5
Associated Blank:			

Parameter	CAS Number	Concentration	C	RDL	MDL	Units
TARGETS						
Dimethylphthalate	131-11-3	< 8.2	U	340	8.2	ug/Kg
Acenaphthylene	208-96-8	< 10	U	340	10	ug/Kg
2,6-Dinitrotoluene	606-20-2	< 15	U	340	15	ug/Kg
3-Nitroaniline	99-09-2	< 55	U	860	55	ug/Kg
Acenaphthene	83-32-9	< 7.6	U	340	7.6	ug/Kg
2,4-Dinitrophenol	51-28-5	< 15	U	860	15	ug/Kg
4-Nitrophenol	100-02-7	< 33	U	860	33	ug/Kg
Dibenzofuran	132-64-9	< 11	U	340	11	ug/Kg
2,4-Dinitrotoluene	121-14-2	< 6.8	U	340	6.8	ug/Kg
Diethylphthalate	84-66-2	< 11	U	340	11	ug/Kg
4-Chlorophenyl-phenylether	7005-72-3	< 8.5	U	340	8.5	ug/Kg
Fluorene	86-73-7	< 9.7	U	340	9.7	ug/Kg
4-Nitroaniline	100-01-6	< 27	U	860	27	ug/Kg
4,6-Dinitro-2-methylphenol	534-52-1	< 20	U	860	20	ug/Kg
N-Nitrosodiphenylamine	86-30-6	< 8.7	U	340	8.7	ug/Kg
Azobenzene	103-33-3	< 9.7	U	340	9.7	ug/Kg
4-Bromophenyl-phenylether	101-55-3	< 9.0	U	340	9.0	ug/Kg
Hexachlorobenzene	118-74-1	< 6.4	U	340	6.4	ug/Kg
Pentachlorophenol	87-86-5	< 11	U	860	11	ug/Kg
Phenanthrene	85-01-8	< 7.7	U	340	7.7	ug/Kg
Anthracene	120-12-7	< 8.2	U	340	8.2	ug/Kg
Di-n-butylphthalate	84-74-2	< 4.6	U	340	4.6	ug/Kg
Fluoranthene	206-44-0	< 4.8	U	340	4.8	ug/Kg
Pyrene	129-00-0	< 6.1	U	340	6.1	ug/Kg
Butylbenzylphthalate	85-68-7	< 12	U	340	12	ug/Kg
3,3-Dichlorobenzidine	91-94-1	< 55	U	340	55	ug/Kg
Benzo(a)anthracene	56-55-3	< 5.2	U	340	5.2	ug/Kg
Chrysene	218-01-9	< 11	U	340	11	ug/Kg
bis(2-Ethylhexyl)phthalate	117-81-7	< 7.9	U	340	7.9	ug/Kg
Di-n-octyl phthalate	117-84-0	< 8.2	U	340	8.2	ug/Kg

Chemtech Consulting Group

SVOC

SDG No.: S3541-01

Client: Shaw E & I, Inc.

Sample ID:	S3541-08	**Client ID:**	B-6(28-33)
Date Collected:	7/10/04	**Date Received:**	7/12/04
Date Analyzed:	7/17/04	**Matrix:**	SOIL
Date Extracted:	7/15/04	**File ID:**	BE012721.D
Dilution:	1	**Instrument ID:**	BNAE
Analytical Method:	8270	**Analytical Run ID:**	
Sample Wt/Vol:	15.2	**Extract Vol:**	500
Injection Vol:	2	**% Moisture:**	5
Associated Blank:			

Parameter	CAS Number	Concentration	C	RDL	MDL	Units
TARGETS						
Benzo(b)fluoranthene	205-99-2	< 18	U	340	18	ug/Kg
Benzo(k)fluoranthene	207-08-9	< 12	U	340	12	ug/Kg
Benzo(a)pyrene	50-32-8	< 5.9	U	340	5.9	ug/Kg
Indeno(1,2,3-cd)pyrene	193-39-5	< 8.3	U	340	8.3	ug/Kg
Dibenz(a,h)anthracene	53-70-3	< 10	U	340	10	ug/Kg
Benzo(g,h,i)perylene	191-24-2	< 15	U	340	15	ug/Kg
SURROGATES						
2-Fluorophenol	367-12-4	307.04	102 %	25 - 121		SPK: 300
Phenol-d5	13127-88-3	325.83	109 %	24 - 113		SPK: 300
Nitrobenzene-d5	4165-60-0	188.41	94 %	23 - 120		SPK: 200
2-Fluorobiphenyl	321-60-8	189.08	95 %	30 - 116		SPK: 200
2,4,6-Tribromophenol	118-79-6	274.68	92 %	19 - 122		SPK: 300
Terphenyl-d14	1718-51-0	190.5	95 %	18 - 137		SPK: 200
INTERNAL STANDARDS						
1,4-Dichlorobenzene-d4	3855-82-1	196629	3.46			
Naphthalene-d8	1146-65-2	710108	4.24			
Acenaphthene-d10	15067-26-2	416798	5.33			
Phenanthrene-d10	1517-22-2	718681	6.30			
Chrysene-d12	1719-03-5	668405	8.33			
Perylene-d12	1520-96-3	661607	9.90			
TENTITIVE IDENTIFIED COMPOUNDS						
ACP		460	A	2.49		ug/Kg
1-Nonadecanol	1454848	420	J	8.11		ug/Kg

ND
07/19/04

Chemtech Consulting Group

SVOC

SDG No.: S3541-01

Client: Shaw E & I, Inc.

Sample ID:	S3541-09	**Client ID:**	B-7(28-33)
Date Collected:	7/10/04	**Date Received:**	7/12/04
Date Analyzed:	7/16/04	**Matrix:**	SOIL
Date Extracted:	7/15/04	**File ID:**	BE012697.D
Dilution:	1	**Instrument ID:**	BNAE
Analytical Method:	8270	**Analytical Run ID:**	
Sample Wt/Vol:	15.0	**Extract Vol:**	500
Injection Vol:	2	**% Moisture:**	3
Associated Blank:			

Parameter	CAS Number	Concentration	C	RDL	MDL	Units
TARGETS						
Phenol	108-95-2	< 14	U	340	14	ug/Kg
bis(2-Chloroethyl)ether	111-44-4	< 17	U	340	17	ug/Kg
2-Chlorophenol	95-57-8	< 15	U	340	15	ug/Kg
1,2-Dichlorobenzene	95-50-1	< 19	U	340	19	ug/Kg
1,3-Dichlorobenzene	541-73-1	< 13	U	340	13	ug/Kg
1,4-Dichlorobenzene	106-46-7	< 14	U	340	14	ug/Kg
Benzyl Alcohol	100-51-6	< 8.4	U	340	8.4	ug/Kg
2-Methylphenol	95-48-7	< 22	U	340	22	ug/Kg
2,2-oxybis(1-Chloropropane)	108-60-1	< 18	U	340	18	ug/Kg
3+4-Methylphenols	106-44-5	< 16	U	340	16	ug/Kg
N-Nitroso-di-n-propylamine	621-64-7	< 15	U	340	15	ug/Kg
Hexachloroethane	67-72-1	< 16	U	340	16	ug/Kg
Nitrobenzene	98-95-3	< 17	U	340	17	ug/Kg
Isophorone	78-59-1	< 13	U	340	13	ug/Kg
2-Nitrophenol	88-75-5	< 14	U	340	14	ug/Kg
2,4-Dimethylphenol	105-67-9	< 18	U	340	18	ug/Kg
bis(2-Chloroethoxy)methane	111-91-1	< 16	U	340	16	ug/Kg
2,4-Dichlorophenol	120-83-2	< 12	U	340	12	ug/Kg
1,2,4-Trichlorobenzene	120-82-1	< 9.8	U	340	9.8	ug/Kg
Benzoic acid	65-85-0	< 12	U	340	12	ug/Kg
Naphthalene	91-20-3	< 7.4	U	340	7.4	ug/Kg
4-Chloroaniline	106-47-8	< 130	U	340	130	ug/Kg
Hexachlorobutadiene	87-68-3	< 12	U	340	12	ug/Kg
4-Chloro-3-methylphenol	59-50-7	< 10	U	340	10	ug/Kg
2-Methylnaphthalene	91-57-6	< 5.9	U	340	5.9	ug/Kg
Hexachlorocyclopentadiene	77-47-4	< 8.6	U	340	8.6	ug/Kg
2,4,6-Trichlorophenol	88-06-2	< 12	U	340	12	ug/Kg
2,4,5-Trichlorophenol	95-95-4	< 23	U	860	23	ug/Kg
2-Chloronaphthalene	91-58-7	< 7.1	U	340	7.1	ug/Kg
2-Nitroaniline	88-74-4	< 12	U	860	12	ug/Kg

Chemtech Consulting Group

SVOC

SDG No.: S3541-01

Client: Shaw E & I, Inc.

Sample ID:	S3541-09	**Client ID:**	B-7(28-33)
Date Collected:	7/10/04	**Date Received:**	7/12/04
Date Analyzed:	7/16/04	**Matrix:**	SOIL
Date Extracted:	7/15/04	**File ID:**	BE012697.D
Dilution:	1	**Instrument ID:**	BNAE
Analytical Method:	8270	**Analytical Run ID:**	
Sample Wt/Vol:	15.0	**Extract Vol:**	500
Injection Vol:	2	**% Moisture:**	3
Associated Blank:			

Parameter	CAS Number	Concentration	C	RDL	MDL	Units
TARGETS						
Dimethylphthalate	131-11-3	< 8.1	U	340	8.1	ug/Kg
Acenaphthylene	208-96-8	< 10	U	340	10	ug/Kg
2,6-Dinitrotoluene	606-20-2	< 15	U	340	15	ug/Kg
3-Nitroaniline	99-09-2	< 55	U	860	55	ug/Kg
Acenaphthene	83-32-9	< 7.5	U	340	7.5	ug/Kg
2,4-Dinitrophenol	51-28-5	< 15	U	860	15	ug/Kg
4-Nitrophenol	100-02-7	< 33	U	860	33	ug/Kg
Dibenzofuran	132-64-9	< 11	U	340	11	ug/Kg
2,4-Dinitrotoluene	121-14-2	< 6.8	U	340	6.8	ug/Kg
Diethylphthalate	84-66-2	< 11	U	340	11	ug/Kg
4-Chlorophenyl-phenylether	7005-72-3	< 8.4	U	340	8.4	ug/Kg
Fluorene	86-73-7	< 9.7	U	340	9.7	ug/Kg
4-Nitroaniline	100-01-6	< 27	U	860	27	ug/Kg
4,6-Dinitro-2-methylphenol	534-52-1	< 20	U	860	20	ug/Kg
N-Nitrosodiphenylamine	86-30-6	< 8.7	U	340	8.7	ug/Kg
Azobenzene	103-33-3	< 9.7	U	340	9.7	ug/Kg
4-Bromophenyl-phenylether	101-55-3	< 9.0	U	340	9.0	ug/Kg
Hexachlorobenzene	118-74-1	< 6.4	U	340	6.4	ug/Kg
Pentachlorophenol	87-86-5	< 11	U	860	11	ug/Kg
Phenanthrene	85-01-8	< 7.6	U	340	7.6	ug/Kg
Anthracene	120-12-7	< 8.1	U	340	8.1	ug/Kg
Di-n-butylphthalate	84-74-2	< 4.5	U	340	4.5	ug/Kg
Fluoranthene	206-44-0	< 4.7	U	340	4.7	ug/Kg
Pyrene	129-00-0	< 6.1	U	340	6.1	ug/Kg
Butylbenzylphthalate	85-68-7	< 11	U	340	11	ug/Kg
3,3-Dichlorobenzidine	91-94-1	< 55	U	340	55	ug/Kg
Benzo(a)anthracene	56-55-3	< 5.2	U	340	5.2	ug/Kg
Chrysene	218-01-9	< 11	U	340	11	ug/Kg
bis(2-Ethylhexyl)phthalate	117-81-7	< 7.8	U	340	7.8	ug/Kg
Di-n-octyl phthalate	117-84-0	< 8.1	U	340	8.1	ug/Kg

Chemtech Consulting Group

SVOC

SDG No.: S3541-01

Client: Shaw E & I, Inc.

Sample ID:	S3541-09	**Client ID:**	B-7(28-33)
Date Collected:	7/10/04	**Date Received:**	7/12/04
Date Analyzed:	7/16/04	**Matrix:**	SOIL
Date Extracted:	7/15/04	**File ID:**	BE012697.D
Dilution:	1	**Instrument ID:**	BNAE
Analytical Method:	8270	**Analytical Run ID:**	
Sample Wt/Vol:	15.0	**Extract Vol:**	500
Injection Vol:	2	**% Moisture:**	3
Associated Blank:			

Parameter	CAS Number	Concentration	C	RDL	MDL	Units
TARGETS						
Benzo(b)fluoranthene	205-99-2	< 18	U	340	18	ug/Kg
Benzo(k)fluoranthene	207-08-9	< 12	U	340	12	ug/Kg
Benzo(a)pyrene	50-32-8	< 5.9	U	340	5.9	ug/Kg
Indeno(1,2,3-cd)pyrene	193-39-5	< 8.2	U	340	8.2	ug/Kg
Dibenz(a,h)anthracene	53-70-3	< 10	U	340	10	ug/Kg
Benzo(g,h,i)perylene	191-24-2	< 15	U	340	15	ug/Kg
SURROGATES						
2-Fluorophenol	367-12-4	233.36	78 %	25 - 121		SPK: 300
Phenol-d5	13127-88-3	262.79	88 %	24 - 113		SPK: 300
Nitrobenzene-d5	4165-60-0	148.18	74 %	23 - 120		SPK: 200
2-Fluorobiphenyl	321-60-8	155.14	78 %	30 - 116		SPK: 200
2,4,6-Tribromophenol	118-79-6	237.73	79 %	19 - 122		SPK: 300
Terphenyl-d14	1718-51-0	158.26	79 %	18 - 137		SPK: 200
INTERNAL STANDARDS						
1,4-Dichlorobenzene-d4	3855-82-1	216613	3.47			
Naphthalene-d8	1146-65-2	806776	4.24			
Acenaphthene-d10	15067-26-2	467317	5.33			
Phenanthrene-d10	1517-22-2	816937	6.31			
Chrysene-d12	1719-03-5	772628	8.37			
Perylene-d12	1520-96-3	743119	9.95			
TENTITIVE IDENTIFIED COMPOUNDS						
ACP		350	A	2.50		ug/Kg
3-Eicosene, (E)-	74685339	380	J	8.14		ug/Kg

HN
07/19/04

Chemtech Consulting Group

SVOC

SDG No.: S3541-01

Client: Shaw E & I, Inc.

Sample ID: S3541-10 **Client ID:** FIELDBLANK071004

Date Collected:	7/10/04	**Date Received:**	7/12/04
Date Analyzed:	7/18/04	**Matrix:**	WATER
Date Extracted:	7/15/04	**File ID:**	BE012774.D
Dilution:	1	**Instrument ID:**	BNAE
Analytical Method:	8270	**Analytical Run ID:**	
Sample Wt/Vol:	960.0	**Extract Vol:**	1000
Injection Vol:	2	**% Moisture:**	100
Associated Blank:			

Parameter	CAS Number	Concentration	C	RDL	MDL	Units
TARGETS						
Phenol	108-95-2	< 0.430	U	10	0.430	ug/L
bis(2-Chloroethyl)ether	111-44-4	< 0.330	U	10	0.330	ug/L
2-Chlorophenol	95-57-8	< 0.730	U	10	0.730	ug/L
1,2-Dichlorobenzene	95-50-1	< 0.590	U	10	0.590	ug/L
1,3-Dichlorobenzene	541-73-1	< 1.0	U	10	1.0	ug/L
1,4-Dichlorobenzene	106-46-7	< 0.670	U	10	0.670	ug/L
Benzyl Alcohol	100-51-6	< 0.430	U	10	0.430	ug/L
2-Methylphenol	95-48-7	< 1.1	U	10	1.1	ug/L
2,2-oxybis(1-Chloropropane)	108-60-1	< 0.830	U	10	0.830	ug/L
3+4-Methylphenols	106-44-5	< 1.1	U	10	1.1	ug/L
N-Nitroso-di-n-propylamine	621-64-7	< 0.770	U	10	0.770	ug/L
Hexachloroethane	67-72-1	< 0.910	U	10	0.910	ug/L
Nitrobenzene	98-95-3	< 0.380	U	10	0.380	ug/L
Isophorone	78-59-1	< 0.480	U	10	0.480	ug/L
2-Nitrophenol	88-75-5	< 0.270	U	10	0.270	ug/L
2,4-Dimethylphenol	105-67-9	< 0.460	U	10	0.460	ug/L
bis(2-Chloroethoxy)methane	111-91-1	< 0.440	U	10	0.440	ug/L
2,4-Dichlorophenol	120-83-2	< 0.290	U	10	0.290	ug/L
1,2,4-Trichlorobenzene	120-82-1	< 0.410	U	10	0.410	ug/L
Benzoic acid	65-85-0	< 0.680	U	10	0.680	ug/L
Naphthalene	91-20-3	< 0.270	U	10	0.270	ug/L
4-Chloroaniline	106-47-8	< 4.1	U	10	4.1	ug/L
Hexachlorobutadiene	87-68-3	< 0.380	U	10	0.380	ug/L
4-Chloro-3-methylphenol	59-50-7	< 0.300	U	10	0.300	ug/L
2-Methylnaphthalene	91-57-6	< 0.500	U	10	0.500	ug/L
Hexachlorocyclopentadiene	77-47-4	< 0.450	U	10	0.450	ug/L
2,4,6-Trichlorophenol	88-06-2	< 0.280	U	10	0.280	ug/L
2,4,5-Trichlorophenol	95-95-4	< 0.580	U	10	0.580	ug/L
2-Chloronaphthalene	91-58-7	< 0.390	U	10	0.390	ug/L
2-Nitroaniline	88-74-4	< 0.300	U	10	0.300	ug/L

Chemtech Consulting Group

SVOC

SDG No.: S3541-01

Client: Shaw E & I, Inc.

Sample ID:	S3541-10	**Client ID:**	FIELDBLANK071004
Date Collected:	7/10/04	**Date Received:**	7/12/04
Date Analyzed:	7/18/04	**Matrix:**	WATER
Date Extracted:	7/15/04	**File ID:**	BE012774.D
Dilution:	1	**Instrument ID:**	BNAE
Analytical Method:	8270	**Analytical Run ID:**	
Sample Wt/Vol:	960.0	**Extract Vol:**	1000
Injection Vol:	2	**% Moisture:**	100
Associated Blank:			

Parameter	CAS Number	Concentration	C	RDL	MDL	Units
TARGETS						
Dimethylphthalate	131-11-3	< 0.260	U	10	0.260	ug/L
Acenaphthylene	208-96-8	< 0.430	U	10	0.430	ug/L
2,6-Dinitrotoluene	606-20-2	< 0.410	U	10	0.410	ug/L
3-Nitroaniline	99-09-2	< 1.0	U	10	1.0	ug/L
Acenaphthene	83-32-9	< 0.240	U	10	0.240	ug/L
2,4-Dinitrophenol	51-28-5	< 0.190	U	21	0.190	ug/L
4-Nitrophenol	100-02-7	< 0.940	U	21	0.940	ug/L
Dibenzofuran	132-64-9	< 0.310	U	10	0.310	ug/L
2,4-Dinitrotoluene	121-14-2	< 0.340	U	10	0.340	ug/L
Diethylphthalate	84-66-2	< 0.340	U	10	0.340	ug/L
4-Chlorophenyl-phenylether	7005-72-3	< 0.360	U	10	0.360	ug/L
Fluorene	86-73-7	< 0.170	U	10	0.170	ug/L
4-Nitroaniline	100-01-6	< 0.830	U	10	0.830	ug/L
4,6-Dinitro-2-methylphenol	534-52-1	< 1.4	U	21	1.4	ug/L
N-Nitrosodiphenylamine	86-30-6	< 0.280	U	10	0.280	ug/L
Azobenzene	103-33-3	< 0.270	U	10	0.270	ug/L
4-Bromophenyl-phenylether	101-55-3	< 0.170	U	10	0.170	ug/L
Hexachlorobenzene	118-74-1	< 0.230	U	10	0.230	ug/L
Pentachlorophenol	87-86-5	< 0.390	U	21	0.390	ug/L
Phenanthrene	85-01-8	< 0.270	U	10	0.270	ug/L
Anthracene	120-12-7	< 0.160	U	10	0.160	ug/L
Di-n-butylphthalate	84-74-2	< 0.098	U	10	0.098	ug/L
Fluoranthene	206-44-0	< 0.210	U	10	0.210	ug/L
Pyrene	129-00-0	< 0.250	U	10	0.250	ug/L
Butylbenzylphthalate	85-68-7	< 0.300	U	10	0.300	ug/L
3,3-Dichlorobenzidine	91-94-1	< 1.6	U	21	1.6	ug/L
Benzo(a)anthracene	56-55-3	< 0.220	U	10	0.220	ug/L
Chrysene	218-01-9	< 0.380	U	10	0.380	ug/L
bis(2-Ethylhexyl)phthalate	117-81-7	< 0.340	U	10	0.340	ug/L
Di-n-octyl phthalate	117-84-0	< 0.170	U	10	0.170	ug/L

Chemtech Consulting Group

SVOC

SDG No.: S3541-01

Client: Shaw E & I, Inc.

Sample ID:	S3541-10	**Client ID:**	FIELDBLANK071004
Date Collected:	7/10/04	**Date Received:**	7/12/04
Date Analyzed:	7/18/04	**Matrix:**	WATER
Date Extracted:	7/15/04	**File ID:**	BE012774.D
Dilution:	1	**Instrument ID:**	BNAE
Analytical Method:	8270	**Analytical Run ID:**	
Sample Wt/Wol:	960.0	**Extract Vol:**	1000
Injection Vol:	2	**% Moisture:**	100
Associated Blank:			

Parameter	CAS Number	Concentration	C	RDL	MDL	Units
TARGETS						
Benzo(b)fluoranthene	205-99-2	< 0.230	U	10	0.230	ug/L
Benzo(k)fluoranthene	207-08-9	< 0.380	U	10	0.380	ug/L
Benzo(a)pyrene	50-32-8	< 0.450	U	10	0.450	ug/L
Indeno(1,2,3-cd)pyrene	193-39-5	< 0.290	U	10	0.290	ug/L
Dibenz(a,h)anthracene	53-70-3	< 0.290	U	10	0.290	ug/L
Benzo(g,h,i)perylene	191-24-2	< 0.420	U	10	0.420	ug/L
SURROGATES						
2-Fluorophenol	367-12-4	68.8	23 %	21 - 100		SPK: 300
Phenol-d5	13127-88-3	50.03	17 %	10 - 94		SPK: 300
Nitrobenzene-d5	4165-60-0	138.45	69 %	35 - 114		SPK: 200
2-Fluorobiphenyl	321-60-8	146.1	73 %	43 - 116		SPK: 200
2,4,6-Tribromophenol	118-79-6	216.51	72 %	10 - 123		SPK: 300
Terphenyl-d14	1718-51-0	163.79	82 %	33 - 141		SPK: 200
INTERNAL STANDARDS						
1,4-Dichlorobenzene-d4	3855-82-1	204639	3.46			
Naphthalene-d8	1146-65-2	785345	4.23			
Acenaphthene-d10	15067-26-2	466804	5.33			
Phenanthrene-d10	1517-22-2	806616	6.31			
Chrysene-d12	1719-03-5	749529	8.39			
Perylene-d12	1520-96-3	737076	9.98			
TENTATIVE IDENTIFIED COMPOUNDS						
ACP		4.3	A	2.50		ug/L

07/19/04

Chemtech Consulting Group

SVOC

SDG No.: S3541-01

Client: Shaw E & I, Inc.

Sample ID:	S3541-11	**Client ID:**	DUP071004
Date Collected:	7/10/04	**Date Received:**	7/12/04
Date Analyzed:	7/16/04	**Matrix:**	SOIL
Date Extracted:	7/15/04	**File ID:**	BE012696.D
Dilution:	1	**Instrument ID:**	BNAE
Analytical Method:	8270	**Analytical Run ID:**	
Sample Wt/Wol:	15.1	**Extract Vol:**	500
Injection Vol:	2	**% Moisture:**	4
Associated Blank:			

Parameter	CAS Number	Concentration	C	RDL	MDL	Units
TARGETS						
Phenol	108-95-2	< 14	U	340	14	ug/Kg
bis(2-Chloroethyl)ether	111-44-4	< 17	U	340	17	ug/Kg
2-Chlorophenol	95-57-8	< 15	U	340	15	ug/Kg
1,2-Dichlorobenzene	95-50-1	< 19	U	340	19	ug/Kg
1,3-Dichlorobenzene	541-73-1	< 13	U	340	13	ug/Kg
1,4-Dichlorobenzene	106-46-7	< 14	U	340	14	ug/Kg
Benzyl Alcohol	100-51-6	< 8.5	U	340	8.5	ug/Kg
2-Methylphenol	95-48-7	< 22	U	340	22	ug/Kg
2,2-oxybis(1-Chloropropane)	108-60-1	< 19	U	340	19	ug/Kg
3+4-Methylphenols	106-44-5	< 16	U	340	16	ug/Kg
N-Nitroso-di-n-propylamine	621-64-7	< 15	U	340	15	ug/Kg
Hexachloroethane	67-72-1	< 16	U	340	16	ug/Kg
Nitrobenzene	98-95-3	< 17	U	340	17	ug/Kg
Isophorone	78-59-1	< 13	U	340	13	ug/Kg
2-Nitrophenol	88-75-5	< 14	U	340	14	ug/Kg
2,4-Dimethylphenol	105-67-9	< 19	U	340	19	ug/Kg
bis(2-Chloroethoxy)methane	111-91-1	< 16	U	340	16	ug/Kg
2,4-Dichlorophenol	120-83-2	< 12	U	340	12	ug/Kg
1,2,4-Trichlorobenzene	120-82-1	< 9.8	U	340	9.8	ug/Kg
Benzoic acid	65-85-0	< 13	U	340	13	ug/Kg
Naphthalene	91-20-3	< 7.5	U	340	7.5	ug/Kg
4-Chloroaniline	106-47-8	< 130	U	340	130	ug/Kg
Hexachlorobutadiene	87-68-3	< 12	U	340	12	ug/Kg
4-Chloro-3-methylphenol	59-50-7	< 10	U	340	10	ug/Kg
2-Methylnaphthalene	91-57-6	< 5.9	U	340	5.9	ug/Kg
Hexachlorocyclopentadiene	77-47-4	< 8.6	U	340	8.6	ug/Kg
2,4,6-Trichlorophenol	88-06-2	< 12	U	340	12	ug/Kg
2,4,5-Trichlorophenol	95-95-4	< 23	U	860	23	ug/Kg
2-Chloronaphthalene	91-58-7	< 7.1	U	340	7.1	ug/Kg
2-Nitroaniline	88-74-4	< 12	U	860	12	ug/Kg

Chemtech Consulting Group

SVOC

SDG No.: S3541-01

Client: Shaw E & I, Inc.

Sample ID:	S3541-11	**Client ID:**	DUP071004
Date Collected:	7/10/04	**Date Received:**	7/12/04
Date Analyzed:	7/16/04	**Matrix:**	SOIL
Date Extracted:	7/15/04	**File ID:**	BE012696.D
Dilution:	1	**Instrument ID:**	BNAE
Analytical Method:	8270	**Analytical Run ID:**	
Sample Wt/Vol:	15.1	**Extract Vol:**	500
Injection Vol:	2	**% Moisture:**	4
Associated Blank:			

Parameter	CAS Number	Concentration	C	RDL	MDL	Units
TARGETS						
Dimethylphthalate	131-11-3	< 8.2	U	340	8.2	ug/Kg
Acenaphthylene	208-96-8	< 10	U	340	10	ug/Kg
2,6-Dinitrotoluene	606-20-2	< 15	U	340	15	ug/Kg
3-Nitroaniline	99-09-2	< 55	U	860	55	ug/Kg
Acenaphthene	83-32-9	< 7.6	U	340	7.6	ug/Kg
2,4-Dinitrophenol	51-28-5	< 15	U	860	15	ug/Kg
4-Nitrophenol	100-02-7	< 33	U	860	33	ug/Kg
Dibenzofuran	132-64-9	< 11	U	340	11	ug/Kg
2,4-Dinitrotoluene	121-14-2	< 6.8	U	340	6.8	ug/Kg
Diethylphthalate	84-66-2	< 11	U	340	11	ug/Kg
4-Chlorophenyl-phenylether	7005-72-3	< 8.5	U	340	8.5	ug/Kg
Fluorene	86-73-7	< 9.7	U	340	9.7	ug/Kg
4-Nitroaniline	100-01-6	< 27	U	860	27	ug/Kg
4,6-Dinitro-2-methylphenol	534-52-1	< 20	U	860	20	ug/Kg
N-Nitrosodiphenylamine	86-30-6	< 8.7	U	340	8.7	ug/Kg
Azobenzene	103-33-3	< 9.7	U	340	9.7	ug/Kg
4-Bromophenyl-phenylether	101-55-3	< 9.0	U	340	9.0	ug/Kg
Hexachlorobenzene	118-74-1	< 6.4	U	340	6.4	ug/Kg
Pentachlorophenol	87-86-5	< 11	U	860	11	ug/Kg
Phenanthrene	85-01-8	< 7.7	U	340	7.7	ug/Kg
Anthracene	120-12-7	< 8.2	U	340	8.2	ug/Kg
Di-n-butylphthalate	84-74-2	< 4.6	U	340	4.6	ug/Kg
Fluoranthene	206-44-0	< 4.8	U	340	4.8	ug/Kg
Pyrene	129-00-0	< 6.1	U	340	6.1	ug/Kg
Butylbenzylphthalate	85-68-7	< 11	U	340	11	ug/Kg
3,3-Dichlorobenzidine	91-94-1	< 55	U	340	55	ug/Kg
Benzo(a)anthracene	56-55-3	< 5.2	U	340	5.2	ug/Kg
Chrysene	218-01-9	< 11	U	340	11	ug/Kg
bis(2-Ethylhexyl)phthalate	117-81-7	< 7.9	U	340	7.9	ug/Kg
Di-n-octyl phthalate	117-84-0	< 8.2	U	340	8.2	ug/Kg

Chemtech Consulting Group

SVOC

SDG No.: S3541-01

Client: Shaw E & I, Inc.

Sample ID:	S3541-11	**Client ID:**	DUP071004
Date Collected:	7/10/04	**Date Received:**	7/12/04
Date Analyzed:	7/16/04	**Matrix:**	SOIL
Date Extracted:	7/15/04	**File ID:**	BE012696.D
Dilution:	1	**Instrument ID:**	BNAE
Analytical Method:	8270	**Analytical Run ID:**	
Sample Wt/Wol:	15.1	**Extract Vol:**	500
Injection Vol:	2	**% Moisture:**	4
Associated Blank:			

Parameter	CAS Number	Concentration	C	RDL	MDL	Units
TARGETS						
Benzo(b)fluoranthene	205-99-2	< 18	U	340	18	ug/Kg
Benzo(k)fluoranthene	207-08-9	< 12	U	340	12	ug/Kg
Benzo(a)pyrene	50-32-8	< 5.9	U	340	5.9	ug/Kg
Indeno(1,2,3-cd)pyrene	193-39-5	< 8.3	U	340	8.3	ug/Kg
Dibenz(a,h)anthracene	53-70-3	< 10	U	340	10	ug/Kg
Benzo(g,h,i)perylene	191-24-2	< 15	U	340	15	ug/Kg
SURROGATES						
2-Fluorophenol	367-12-4	239.87	80 %	25 - 121		SPK: 300
Phenol-d5	13127-88-3	267.81	89 %	24 - 113		SPK: 300
Nitrobenzene-d5	4165-60-0	147.25	74 %	23 - 120		SPK: 200
2-Fluorobiphenyl	321-60-8	160.11	80 %	30 - 116		SPK: 200
2,4,6-Tribromophenol	118-79-6	245.59	82 %	19 - 122		SPK: 300
Terphenyl-d14	1718-51-0	167.48	84 %	18 - 137		SPK: 200
INTERNAL STANDARDS						
1,4-Dichlorobenzene-d4	3855-82-1	210324	3.46			
Naphthalene-d8	1146-65-2	794455	4.24			
Acenaphthene-d10	15067-26-2	455142	5.33			
Phenanthrene-d10	1517-22-2	795731	6.31			
Chrysene-d12	1719-03-5	741550	8.40			
Perylene-d12	1520-96-3	754796	9.99			
TENTITIVE IDENTIFIED COMPOUNDS						
ACP		370	A	2.49		ug/Kg
1-Eicosanol	629969	400	J	8.17		ug/Kg
9-Octadecenamide, (Z)-	301020	180	J	9.09		ug/Kg
3,7,11-Tridecatrienenitrile, 4,8,12-	6006015	150	J	9.16		ug/Kg

TN
07/19/04

Chemtech Consulting Group

SVOC

SDG No.: S3541-01

Client: Shaw E & I, Inc.

Sample ID:	S3541-12	**Client ID:**	B-8(28-33)
Date Collected:	7/11/04	**Date Received:**	7/12/04
Date Analyzed:	7/16/04	**Matrix:**	SOIL
Date Extracted:	7/15/04	**File ID:**	BE012698.D
Dilution:	1	**Instrument ID:**	BNAE
Analytical Method:	8270	**Analytical Run ID:**	
Sample Wt/Vol:	15.1	**Extract Vol:**	500
Injection Vol:	2	**% Moisture:**	3
Associated Blank:			

Parameter	CAS Number	Concentration	C	RDL	MDL	Units
TARGETS						
Phenol	108-95-2	< 14	U	340	14	ug/Kg
bis(2-Chloroethyl)ether	111-44-4	< 17	U	340	17	ug/Kg
2-Chlorophenol	95-57-8	< 15	U	340	15	ug/Kg
1,2-Dichlorobenzene	95-50-1	< 18	U	340	18	ug/Kg
1,3-Dichlorobenzene	541-73-1	< 13	U	340	13	ug/Kg
1,4-Dichlorobenzene	106-46-7	< 14	U	340	14	ug/Kg
Benzyl Alcohol	100-51-6	< 8.4	U	340	8.4	ug/Kg
2-Methylphenol	95-48-7	< 21	U	340	21	ug/Kg
2,2-oxybis(1-Chloropropane)	108-60-1	< 18	U	340	18	ug/Kg
3+4-Methylphenols	106-44-5	< 16	U	340	16	ug/Kg
N-Nitroso-di-n-propylamine	621-64-7	< 15	U	340	15	ug/Kg
Hexachloroethane	67-72-1	< 16	U	340	16	ug/Kg
Nitrobenzene	98-95-3	< 17	U	340	17	ug/Kg
Isophorone	78-59-1	< 13	U	340	13	ug/Kg
2-Nitrophenol	88-75-5	< 14	U	340	14	ug/Kg
2,4-Dimethylphenol	105-67-9	< 18	U	340	18	ug/Kg
bis(2-Chloroethoxy)methane	111-91-1	< 15	U	340	15	ug/Kg
2,4-Dichlorophenol	120-83-2	< 12	U	340	12	ug/Kg
1,2,4-Trichlorobenzene	120-82-1	< 9.7	U	340	9.7	ug/Kg
Benzoic acid	65-85-0	< 12	U	340	12	ug/Kg
Naphthalene	91-20-3	< 7.4	U	340	7.4	ug/Kg
4-Chloroaniline	106-47-8	< 130	U	340	130	ug/Kg
Hexachlorobutadiene	87-68-3	< 12	U	340	12	ug/Kg
4-Chloro-3-methylphenol	59-50-7	< 10	U	340	10	ug/Kg
2-Methylnaphthalene	91-57-6	< 5.8	U	340	5.8	ug/Kg
Hexachlorocyclopentadiene	77-47-4	< 8.5	U	340	8.5	ug/Kg
2,4,6-Trichlorophenol	88-06-2	< 12	U	340	12	ug/Kg
2,4,5-Trichlorophenol	95-95-4	< 22	U	850	22	ug/Kg
2-Chloronaphthalene	91-58-7	< 7.1	U	340	7.1	ug/Kg
2-Nitroaniline	88-74-4	< 12	U	850	12	ug/Kg

Chemtech Consulting Group

SVOC

SDG No.: S3541-01
Client: Shaw E & I, Inc.

Sample ID: S3541-12 **Client ID:** B-8(28-33)

Date Collected: 7/11/04
Date Analyzed: 7/16/04
Date Extracted: 7/15/04
Dilution: 1
Analytical Method: 8270
Sample Wt/Vol: 15.1
Injection Vol: 2
Associated Blank:

Date Received: 7/12/04
Matrix: SOIL
File ID: BE012698.D
Instrument ID: BNAE
Analytical Run ID:
Extract Vol: 500
% Moisture: 3

Parameter	CAS Number	Concentration	C	RDL	MDL	Units
TARGETS						
Dimethylphthalate	131-11-3	< 8.1	U	340	8.1	ug/Kg
Acenaphthylene	208-96-8	< 10	U	340	10	ug/Kg
2,6-Dinitrotoluene	606-20-2	< 14	U	340	14	ug/Kg
3-Nitroaniline	99-09-2	< 55	U	850	55	ug/Kg
Acenaphthene	83-32-9	< 7.5	U	340	7.5	ug/Kg
2,4-Dinitrophenol	51-28-5	< 15	U	850	15	ug/Kg
4-Nitrophenol	100-02-7	< 33	U	850	33	ug/Kg
Dibenzofuran	132-64-9	< 11	U	340	11	ug/Kg
2,4-Dinitrotoluene	121-14-2	< 6.8	U	340	6.8	ug/Kg
Diethylphthalate	84-66-2	< 11	U	340	11	ug/Kg
4-Chlorophenyl-phenylether	7005-72-3	< 8.4	U	340	8.4	ug/Kg
Fluorene	86-73-7	< 9.6	U	340	9.6	ug/Kg
4-Nitroaniline	100-01-6	< 27	U	850	27	ug/Kg
4,6-Dinitro-2-methylphenol	534-52-1	< 20	U	850	20	ug/Kg
N-Nitrosodiphenylamine	86-30-6	< 8.6	U	340	8.6	ug/Kg
Azobenzene	103-33-3	< 9.6	U	340	9.6	ug/Kg
4-Bromophenyl-phenylether	101-55-3	< 8.9	U	340	8.9	ug/Kg
Hexachlorobenzene	118-74-1	< 6.4	U	340	6.4	ug/Kg
Pentachlorophenol	87-86-5	< 11	U	850	11	ug/Kg
Phenanthrene	85-01-8	< 7.6	U	340	7.6	ug/Kg
Anthracene	120-12-7	< 8.1	U	340	8.1	ug/Kg
Di-n-butylphthalate	84-74-2	< 4.5	U	340	4.5	ug/Kg
Fluoranthene	206-44-0	< 4.7	U	340	4.7	ug/Kg
Pyrene	129-00-0	< 6.1	U	340	6.1	ug/Kg
Butylbenzylphthalate	85-68-7	< 11	U	340	11	ug/Kg
3,3-Dichlorobenzidine	91-94-1	< 54	U	340	54	ug/Kg
Benzo(a)anthracene	56-55-3	< 5.1	U	340	5.1	ug/Kg
Chrysene	218-01-9	< 11	U	340	11	ug/Kg
bis(2-Ethylhexyl)phthalate	117-81-7	< 7.8	U	340	7.8	ug/Kg
Di-n-octyl phthalate	117-84-0	< 8.1	U	340	8.1	ug/Kg

Chemtech Consulting Group

SVOC

SDG No.: S3541-01

Client: Shaw E & I, Inc.

Sample ID:	S3541-12	**Client ID:**	B-8(28-33)
Date Collected:	7/11/04	**Date Received:**	7/12/04
Date Analyzed:	7/16/04	**Matrix:**	SOIL
Date Extracted:	7/15/04	**File ID:**	BE012698.D
Dilution:	1	**Instrument ID:**	BNAE
Analytical Method:	8270	**Analytical Run ID:**	
Sample Wt/Wol:	15.1	**Extract Vol:**	500
Injection Vol:	2	**% Moisture:**	3
Associated Blank:			

Parameter	CAS Number	Concentration	C	RDL	MDL	Units
TARGETS						
Benzo(b)fluoranthene	205-99-2	< 18	U	340	18	ug/Kg
Benzo(k)fluoranthene	207-08-9	< 12	U	340	12	ug/Kg
Benzo(a)pyrene	50-32-8	< 5.8	U	340	5.8	ug/Kg
Indeno(1,2,3-cd)pyrene	193-39-5	< 8.2	U	340	8.2	ug/Kg
Dibenz(a,h)anthracene	53-70-3	< 9.9	U	340	9.9	ug/Kg
Benzo(g,h,i)perylene	191-24-2	< 15	U	340	15	ug/Kg
SURROGATES						
2-Fluorophenol	367-12-4	227.95	76 %	25 - 121		SPK: 300
Phenol-d5	13127-88-3	255.81	85 %	24 - 113		SPK: 300
Nitrobenzene-d5	4165-60-0	148.46	74 %	23 - 120		SPK: 200
2-Fluorobiphenyl	321-60-8	155.83	78 %	30 - 116		SPK: 200
2,4,6-Tribromophenol	118-79-6	244.29	81 %	19 - 122		SPK: 300
Terphenyl-d14	1718-51-0	163.16	82 %	18 - 137		SPK: 200
INTERNAL STANDARDS						
1,4-Dichlorobenzene-d4	3855-82-1	238387	3.47			
Naphthalene-d8	1146-65-2	874603	4.24			
Acenaphthene-d10	15067-26-2	505414	5.33			
Phenanthrene-d10	1517-22-2	866175	6.30			
Chrysene-d12	1719-03-5	820993	8.29			
Perylene-d12	1520-96-3	812526	9.85			
TENTITIVE IDENTIFIED COMPOUNDS						
ACP		350	A	2.49		ug/Kg
Hexadecane	544763	170	J	5.54		ug/Kg
3-Eicosene, (E)-	74685339	440	J	8.07		ug/Kg

TN
07/19/04

Chemtech Consulting Group

SVOC

SDG No.: S3541-01

Client: Shaw E & I, Inc.

Sample ID:	S3541-13	**Client ID:**	B-9(28-33)
Date Collected:	7/11/04	**Date Received:**	7/12/04
Date Analyzed:	7/16/04	**Matrix:**	SOIL
Date Extracted:	7/15/04	**File ID:**	BE012699.D
Dilution:	1	**Instrument ID:**	BNAE
Analytical Method:	8270	**Analytical Run ID:**	
Sample Wt/Vol:	15.2	**Extract Vol:**	500
Injection Vol:	2	**% Moisture:**	4
Associated Blank:			

Parameter	CAS Number	Concentration	C	RDL	MDL	Units
TARGETS						
Phenol	108-95-2	< 14	U	340	14	ug/Kg
bis(2-Chloroethyl)ether	111-44-4	< 17	U	340	17	ug/Kg
2-Chlorophenol	95-57-8	< 15	U	340	15	ug/Kg
1,2-Dichlorobenzene	95-50-1	< 19	U	340	19	ug/Kg
1,3-Dichlorobenzene	541-73-1	< 13	U	340	13	ug/Kg
1,4-Dichlorobenzene	106-46-7	< 14	U	340	14	ug/Kg
Benzyl Alcohol	100-51-6	< 8.4	U	340	8.4	ug/Kg
2-Methylphenol	95-48-7	< 22	U	340	22	ug/Kg
2,2-oxybis(1-Chloropropane)	108-60-1	< 18	U	340	18	ug/Kg
3+4-Methylphenols	106-44-5	< 16	U	340	16	ug/Kg
N-Nitroso-di-n-propylamine	621-64-7	< 15	U	340	15	ug/Kg
Hexachloroethane	67-72-1	< 16	U	340	16	ug/Kg
Nitrobenzene	98-95-3	< 17	U	340	17	ug/Kg
Isophorone	78-59-1	< 13	U	340	13	ug/Kg
2-Nitrophenol	88-75-5	< 14	U	340	14	ug/Kg
2,4-Dimethylphenol	105-67-9	< 18	U	340	18	ug/Kg
bis(2-Chloroethoxy)methane	111-91-1	< 16	U	340	16	ug/Kg
2,4-Dichlorophenol	120-83-2	< 12	U	340	12	ug/Kg
1,2,4-Trichlorobenzene	120-82-1	< 9.8	U	340	9.8	ug/Kg
Benzoic acid	65-85-0	< 12	U	340	12	ug/Kg
Naphthalene	91-20-3	< 7.4	U	340	7.4	ug/Kg
4-Chloroaniline	106-47-8	< 130	U	340	130	ug/Kg
Hexachlorobutadiene	87-68-3	< 12	U	340	12	ug/Kg
4-Chloro-3-methylphenol	59-50-7	< 10	U	340	10	ug/Kg
2-Methylnaphthalene	91-57-6	< 5.9	U	340	5.9	ug/Kg
Hexachlorocyclopentadiene	77-47-4	< 8.5	U	340	8.5	ug/Kg
2,4,6-Trichlorophenol	88-06-2	< 12	U	340	12	ug/Kg
2,4,5-Trichlorophenol	95-95-4	< 23	U	850	23	ug/Kg
2-Chloronaphthalene	91-58-7	< 7.1	U	340	7.1	ug/Kg
2-Nitroaniline	88-74-4	< 12	U	850	12	ug/Kg

Chemtech Consulting Group

SVOC

SDG No.: S3541-01
Client: Shaw E & I, Inc.

Sample ID:	S3541-13	**Client ID:**	B-9(28-33)
Date Collected:	7/11/04	**Date Received:**	7/12/04
Date Analyzed:	7/16/04	**Matrix:**	SOIL
Date Extracted:	7/15/04	**File ID:**	BE012699.D
Dilution:	1	**Instrument ID:**	BNAE
Analytical Method:	8270	**Analytical Run ID:**	
Sample Wt/Vol:	15.2	**Extract Vol:**	500
Injection Vol:	2	**% Moisture:**	4
Associated Blank:			

Parameter	CAS Number	Concentration	C	RDL	MDL	Units
TARGETS						
Dimethylphthalate	131-11-3	< 8.1	U	340	8.1	ug/Kg
Acenaphthylene	208-96-8	< 10	U	340	10	ug/Kg
2,6-Dinitrotoluene	606-20-2	< 15	U	340	15	ug/Kg
3-Nitroaniline	99-09-2	< 55	U	850	55	ug/Kg
Acenaphthene	83-32-9	< 7.5	U	340	7.5	ug/Kg
2,4-Dinitrophenol	51-28-5	< 15	U	850	15	ug/Kg
4-Nitrophenol	100-02-7	< 33	U	850	33	ug/Kg
Dibenzofuran	132-64-9	< 11	U	340	11	ug/Kg
2,4-Dinitrotoluene	121-14-2	< 6.8	U	340	6.8	ug/Kg
Diethylphthalate	84-66-2	< 11	U	340	11	ug/Kg
4-Chlorophenyl-phenylether	7005-72-3	< 8.4	U	340	8.4	ug/Kg
Fluorene	86-73-7	< 9.7	U	340	9.7	ug/Kg
4-Nitroaniline	100-01-6	< 27	U	850	27	ug/Kg
4,6-Dinitro-2-methylphenol	534-52-1	< 20	U	850	20	ug/Kg
N-Nitrosodiphenylamine	86-30-6	< 8.6	U	340	8.6	ug/Kg
Azobenzene	103-33-3	< 9.7	U	340	9.7	ug/Kg
4-Bromophenyl-phenylether	101-55-3	< 9.0	U	340	9.0	ug/Kg
Hexachlorobenzene	118-74-1	< 6.4	U	340	6.4	ug/Kg
Pentachlorophenol	87-86-5	< 11	U	850	11	ug/Kg
Phenanthrene	85-01-8	< 7.6	U	340	7.6	ug/Kg
Anthracene	120-12-7	< 8.1	U	340	8.1	ug/Kg
Di-n-butylphthalate	84-74-2	< 4.5	U	340	4.5	ug/Kg
Fluoranthene	206-44-0	< 4.7	U	340	4.7	ug/Kg
Pyrene	129-00-0	< 6.1	U	340	6.1	ug/Kg
Butylbenzylphthalate	85-68-7	< 11	U	340	11	ug/Kg
3,3-Dichlorobenzidine	91-94-1	< 55	U	340	55	ug/Kg
Benzo(a)anthracene	56-55-3	< 5.1	U	340	5.1	ug/Kg
Chrysene	218-01-9	< 11	U	340	11	ug/Kg
bis(2-Ethylhexyl)phthalate	117-81-7	< 7.8	U	340	7.8	ug/Kg
Di-n-octyl phthalate	117-84-0	< 8.1	U	340	8.1	ug/Kg

Chemtech Consulting Group

SVOC

SDG No.: S3541-01

Client: Shaw E & I, Inc.

Sample ID:	S3541-13	**Client ID:**	B-9(28-33)
Date Collected:	7/11/04	**Date Received:**	7/12/04
Date Analyzed:	7/16/04	**Matrix:**	SOIL
Date Extracted:	7/15/04	**File ID:**	BE012699.D
Dilution:	1	**Instrument ID:**	BNAE
Analytical Method:	8270	**Analytical Run ID:**	
Sample Wt/Wol:	15.2	**Extract Vol:**	500
Injection Vol:	2	**% Moisture:**	4
Associated Blank:			

Parameter	CAS Number	Concentration	C	RDL	MDL	Units
TARGETS						
Benzo(b)fluoranthene	205-99-2	< 18	U	340	18	ug/Kg
Benzo(k)fluoranthene	207-08-9	< 12	U	340	12	ug/Kg
Benzo(a)pyrene	50-32-8	< 5.9	U	340	5.9	ug/Kg
Indeno(1,2,3-cd)pyrene	193-39-5	< 8.2	U	340	8.2	ug/Kg
Dibenz(a,h)anthracene	53-70-3	< 10	U	340	10	ug/Kg
Benzo(g,h,i)perylene	191-24-2	< 15	U	340	15	ug/Kg
SURROGATES						
2-Fluorophenol	367-12-4	279.95	93 %	25 - 121		SPK: 300
Phenol-d5	13127-88-3	297.78	99 %	24 - 113		SPK: 300
Nitrobenzene-d5	4165-60-0	172.02	86 %	23 - 120		SPK: 200
2-Fluorobiphenyl	321-60-8	171.04	86 %	30 - 116		SPK: 200
2,4,6-Tribromophenol	118-79-6	255	85 %	19 - 122		SPK: 300
Terphenyl-d14	1718-51-0	172.39	86 %	18 - 137		SPK: 200
INTERNAL STANDARDS						
1,4-Dichlorobenzene-d4	3855-82-1	230839	3.47			
Naphthalene-d8	1146-65-2	850585	4.24			
Acenaphthene-d10	15067-26-2	493843	5.33			
Phenanthrene-d10	1517-22-2	859605	6.29			
Chrysene-d12	1719-03-5	791139	8.26			
Perylene-d12	1520-96-3	784860	9.81			
TENTITIVE IDENTIFIED COMPOUNDS						
ACP		420	A	2.50		ug/Kg
Cyclotetradecane	295170	430	J	8.04		ug/Kg
Squalene	7683649	370	J	8.99		ug/Kg

TND
07/19/04

Chemtech Consulting Group

SVOC

SDG No.: S3541-01

Client: Shaw E & I, Inc.

Sample ID:	S3541-17	**Client ID:**	FIELDBLANK071104
Date Collected:	7/11/04	**Date Received:**	7/12/04
Date Analyzed:	7/18/04	**Matrix:**	WATER
Date Extracted:	7/15/04	**File ID:**	BE012775.D
Dilution:	1	**Instrument ID:**	BNAE
Analytical Method:	8270	**Analytical Run ID:**	
Sample Wt/Vol:	960.0	**Extract Vol:**	1000
Injection Vol:	2	**% Moisture:**	100
Associated Blank:			

Parameter	CAS Number	Concentration	C	RDL	MDL	Units
TARGETS						
Phenol	108-95-2	< 0.430	U	10	0.430	ug/L
bis(2-Chloroethyl)ether	111-44-4	< 0.330	U	10	0.330	ug/L
2-Chlorophenol	95-57-8	< 0.730	U	10	0.730	ug/L
1,2-Dichlorobenzene	95-50-1	< 0.590	U	10	0.590	ug/L
1,3-Dichlorobenzene	541-73-1	< 1.0	U	10	1.0	ug/L
1,4-Dichlorobenzene	106-46-7	< 0.670	U	10	0.670	ug/L
Benzyl Alcohol	100-51-6	< 0.430	U	10	0.430	ug/L
2-Methylphenol	95-48-7	< 1.1	U	10	1.1	ug/L
2,2-oxybis(1-Chloropropane)	108-60-1	< 0.830	U	10	0.830	ug/L
3+4-Methylphenols	106-44-5	< 1.1	U	10	1.1	ug/L
N-Nitroso-di-n-propylamine	621-64-7	< 0.770	U	10	0.770	ug/L
Hexachloroethane	67-72-1	< 0.910	U	10	0.910	ug/L
Nitrobenzene	98-95-3	< 0.380	U	10	0.380	ug/L
Isophorone	78-59-1	< 0.480	U	10	0.480	ug/L
2-Nitrophenol	88-75-5	< 0.270	U	10	0.270	ug/L
2,4-Dimethylphenol	105-67-9	< 0.460	U	10	0.460	ug/L
bis(2-Chloroethoxy)methane	111-91-1	< 0.440	U	10	0.440	ug/L
2,4-Dichlorophenol	120-83-2	< 0.290	U	10	0.290	ug/L
1,2,4-Trichlorobenzene	120-82-1	< 0.410	U	10	0.410	ug/L
Benzoic acid	65-85-0	< 0.680	U	10	0.680	ug/L
Naphthalene	91-20-3	< 0.270	U	10	0.270	ug/L
4-Chloroaniline	106-47-8	< 4.1	U	10	4.1	ug/L
Hexachlorobutadiene	87-68-3	< 0.380	U	10	0.380	ug/L
4-Chloro-3-methylphenol	59-50-7	< 0.300	U	10	0.300	ug/L
2-Methylnaphthalene	91-57-6	< 0.500	U	10	0.500	ug/L
Hexachlorocyclopentadiene	77-47-4	< 0.450	U	10	0.450	ug/L
2,4,6-Trichlorophenol	88-06-2	< 0.280	U	10	0.280	ug/L
2,4,5-Trichlorophenol	95-95-4	< 0.580	U	10	0.580	ug/L
2-Chloronaphthalene	91-58-7	< 0.390	U	10	0.390	ug/L
2-Nitroaniline	88-74-4	< 0.300	U	10	0.300	ug/L

Chemtech Consulting Group

SVOC

SDG No.: S3541-01

Client: Shaw E & I, Inc.

Sample ID:	S3541-17	**Client ID:**	FIELDBLANK071104
Date Collected:	7/11/04	**Date Received:**	7/12/04
Date Analyzed:	7/18/04	**Matrix:**	WATER
Date Extracted:	7/15/04	**File ID:**	BE012775.D
Dilution:	1	**Instrument ID:**	BNAE
Analytical Method:	8270	**Analytical Run ID:**	
Sample Wt/Vol:	960.0	**Extract Vol:**	1000
Injection Vol:	2	**% Moisture:**	100
Associated Blank:			

Parameter	CAS Number	Concentration	C	RDL	MDL	Units
TARGETS						
Dimethylphthalate	131-11-3	< 0.260	U	10	0.260	ug/L
Acenaphthylene	208-96-8	< 0.430	U	10	0.430	ug/L
2,6-Dinitrotoluene	606-20-2	< 0.410	U	10	0.410	ug/L
3-Nitroaniline	99-09-2	< 1.0	U	10	1.0	ug/L
Acenaphthene	83-32-9	< 0.240	U	10	0.240	ug/L
2,4-Dinitrophenol	51-28-5	< 0.190	U	21	0.190	ug/L
4-Nitrophenol	100-02-7	< 0.940	U	21	0.940	ug/L
Dibenzofuran	132-64-9	< 0.310	U	10	0.310	ug/L
2,4-Dinitrotoluene	121-14-2	< 0.340	U	10	0.340	ug/L
Diethylphthalate	84-66-2	< 0.340	U	10	0.340	ug/L
4-Chlorophenyl-phenylether	7005-72-3	< 0.360	U	10	0.360	ug/L
Fluorene	86-73-7	< 0.170	U	10	0.170	ug/L
4-Nitroaniline	100-01-6	< 0.830	U	10	0.830	ug/L
4,6-Dinitro-2-methylphenol	534-52-1	< 1.4	U	21	1.4	ug/L
N-Nitrosodiphenylamine	86-30-6	< 0.280	U	10	0.280	ug/L
Azobenzene	103-33-3	< 0.270	U	10	0.270	ug/L
4-Bromophenyl-phenylether	101-55-3	< 0.170	U	10	0.170	ug/L
Hexachlorobenzene	118-74-1	< 0.230	U	10	0.230	ug/L
Pentachlorophenol	87-86-5	< 0.390	U	21	0.390	ug/L
Phenanthrene	85-01-8	< 0.270	U	10	0.270	ug/L
Anthracene	120-12-7	< 0.160	U	10	0.160	ug/L
Di-n-butylphthalate	84-74-2	< 0.098	U	10	0.098	ug/L
Fluoranthene	206-44-0	< 0.210	U	10	0.210	ug/L
Pyrene	129-00-0	< 0.250	U	10	0.250	ug/L
Butylbenzylphthalate	85-68-7	< 0.300	U	10	0.300	ug/L
3,3-Dichlorobenzidine	91-94-1	< 1.6	U	21	1.6	ug/L
Benzo(a)anthracene	56-55-3	< 0.220	U	10	0.220	ug/L
Chrysene	218-01-9	< 0.380	U	10	0.380	ug/L
bis(2-Ethylhexyl)phthalate	117-81-7	< 0.340	U	10	0.340	ug/L
Di-n-octyl phthalate	117-84-0	< 0.170	U	10	0.170	ug/L

Chemtech Consulting Group

SVOC

SDG No.: S3541-01

Client: Shaw E & I, Inc.

Sample ID:	S3541-17	**Client ID:**	FIELDBLANK071104
Date Collected:	7/11/04	**Date Received:**	7/12/04
Date Analyzed:	7/18/04	**Matrix:**	WATER
Date Extracted:	7/15/04	**File ID:**	BE012775.D
Dilution:	1	**Instrument ID:**	BNAE
Analytical Method:	8270	**Analytical Run ID:**	
Sample Wt/Vol:	960.0	**Extract Vol:**	1000
Injection Vol:	2	**% Moisture:**	100
Associated Blank:			

Parameter	CAS Number	Concentration	C	RDL	MDL	Units
TARGETS						
Benzo(b)fluoranthene	205-99-2	< 0.230	U	10	0.230	ug/L
Benzo(k)fluoranthene	207-08-9	< 0.380	U	10	0.380	ug/L
Benzo(a)pyrene	50-32-8	< 0.450	U	10	0.450	ug/L
Indeno(1,2,3-cd)pyrene	193-39-5	< 0.290	U	10	0.290	ug/L
Dibenz(a,h)anthracene	53-70-3	< 0.290	U	10	0.290	ug/L
Benzo(g,h,i)perylene	191-24-2	< 0.420	U	10	0.420	ug/L
SURROGATES						
2-Fluorophenol	367-12-4	10.25	3 %	21 - 100		SPK: 300
Phenol-d5	13127-88-3	7.79	3 %	10 - 94		SPK: 300
Nitrobenzene-d5	4165-60-0	145.57	73 %	35 - 114		SPK: 200
2-Fluorobiphenyl	321-60-8	148.74	74 %	43 - 116		SPK: 200
2,4,6-Tribromophenol	118-79-6	18.91	6 %	10 - 123		SPK: 300
Terphenyl-d14	1718-51-0	143.94	72 %	33 - 141		SPK: 200
INTERNAL STANDARDS						
1,4-Dichlorobenzene-d4	3855-82-1	178519	3.47			
Naphthalene-d8	1146-65-2	762407	4.24			
Acenaphthene-d10	15067-26-2	459389	5.32			
Phenanthrene-d10	1517-22-2	773490	6.31			
Chrysene-d12	1719-03-5	736950	8.37			
Perylene-d12	1520-96-3	726089	9.95			

HD
07/19/04

Metals

- 1 -

INORGANIC ANALYSIS DATA PACKAGE

Client: Shaw E & I, Inc. **SDG No.:** S3541 **Method Type:** sw846

Sample ID: S3541-01 **Client ID:** B-1(33-35)

Contract: Shaw E & I, Inc. **Lab Code:** CHEMED **Case No.:** S3541 **SAS No.:** S3541

Matrix: SOIL **Date Received:** 7/12/2004 **Level:** LOW

% Solids: 92.8

CAS No.	Analyte	Concentration	Units	C	Qual	M	DL	Instrument ID	Analytical Run
7429-90-5	Aluminum	2920	mg/Kg			P	0.665	P1	P107194
7440-36-0	Antimony	0.595	mg/Kg	U		P	0.595	P1	P107194
7440-38-2	Arsenic	0.450	mg/Kg	J		P	0.250	P1	P107194
7440-39-3	Barium	21.2	mg/Kg		N	P	0.023	P1	P107194
7440-41-7	Beryllium	0.154	mg/Kg	J		P	0.004	P1	P107194
7440-43-9	Cadmium	0.233	mg/Kg	J		P	0.049	P1	P107194
7440-70-2	Calcium	1290	mg/Kg		N	P	0.370	P1	P107194
7440-47-3	Chromium	12.6	mg/Kg		N	P	0.100	P1	P107194
7440-48-4	Cobalt	3.920	mg/Kg	J	N	P	0.083	P1	P107194
7440-50-8	Copper	7.520	mg/Kg		N	P	0.120	P1	P107194
7439-89-6	Iron	9650	mg/Kg			P	1.860	P1	P107194
7439-92-1	Lead	8.650	mg/Kg			P	0.109	P1	P107194
7439-95-4	Magnesium	1100	mg/Kg		N	P	0.017	P1	P107194
7439-96-5	Manganese	209	mg/Kg			P	0.847	P1	P107194
7439-97-6	Mercury	0.01	mg/Kg	J		CV	0.01	CV2	071604C
7440-02-0	Nickel	6.920	mg/Kg		N	P	0.160	P1	P107194
7440-09-7	Potassium	370	mg/Kg	J		P	3.470	P1	P107194
7782-49-2	Selenium	1.880	mg/Kg			P	0.331	P1	P107194
7440-22-4	Silver	1.100	mg/Kg		N	P	0.111	P1	P107194
7440-23-5	Sodium	142	mg/Kg	J		P	39.3	P1	P107194
7440-28-0	Thallium	0.349	mg/Kg	U		P	0.349	P1	P107194
7440-62-2	Vanadium	13.4	mg/Kg		N	P	0.108	P1	P107194
7440-66-6	Zinc	25.2	mg/Kg		N	P	0.059	P1	P107194

or 7/19/04

Metals

- 1 -

INORGANIC ANALYSIS DATA PACKAGE

Client: Shaw E & I, Inc. SDG No.: S3541 Method Type: sw846

Sample ID: S3541-02 Client ID: B-2(28-32)

Contract: Shaw E & I, Inc. Lab Code: CHEMED Case No.: S3541 SAS No.: S3541

Matrix: SOIL Date Received: 7/12/2004 Level: LOW

% Solids: 91.2

CAS No.	Analyte	Concentration	Units	C	Qual	M	DL	Instrument ID	Analytical Run
7429-90-5	Aluminum	2990	mg/Kg			P	0.690	P1	P107194
7440-36-0	Antimony	0.617	mg/Kg	U		P	0.617	P1	P107194
7440-38-2	Arsenic	0.260	mg/Kg	U		P	0.260	P1	P107194
7440-39-3	Barium	23.2	mg/Kg		N	P	0.024	P1	P107194
7440-41-7	Beryllium	0.159	mg/Kg	J		P	0.004	P1	P107194
7440-43-9	Cadmium	0.214	mg/Kg	J		P	0.050	P1	P107194
7440-70-2	Calcium	775	mg/Kg		N	P	0.384	P1	P107194
7440-47-3	Chromium	8.160	mg/Kg		N	P	0.104	P1	P107194
7440-48-4	Cobalt	4.060	mg/Kg	J	N	P	0.087	P1	P107194
7440-50-8	Copper	8.590	mg/Kg		N	P	0.125	P1	P107194
7439-89-6	Iron	8380	mg/Kg			P	1.930	P1	P107194
7439-92-1	Lead	2.890	mg/Kg			P	0.113	P1	P107194
7439-95-4	Magnesium	1310	mg/Kg		N	P	0.018	P1	P107194
7439-96-5	Manganese	355	mg/Kg			P	0.879	P1	P107194
7439-97-6	Mercury	0.01	mg/Kg	U		CV	0.01	CV2	071604C
7440-02-0	Nickel	8.320	mg/Kg		N	P	0.166	P1	P107194
7440-09-7	Potassium	354	mg/Kg	J		P	3.610	P1	P107194
7782-49-2	Selenium	1.360	mg/Kg			P	0.343	P1	P107194
7440-22-4	Silver	0.920	mg/Kg	J	N	P	0.115	P1	P107194
7440-23-5	Sodium	138	mg/Kg	J		P	40.8	P1	P107194
7440-28-0	Thallium	0.362	mg/Kg	U		P	0.362	P1	P107194
7440-62-2	Vanadium	10.5	mg/Kg		N	P	0.112	P1	P107194
7440-66-6	Zinc	17.5	mg/Kg		N	P	0.061	P1	P107194

ac 7/19/04

Metals

- 1 -
INORGANIC ANALYSIS DATA PACKAGE

Client: Shaw E & I, Inc. **SDG No.:** S3541 **Method Type:** sw846

Sample ID: S3541-03 **Client ID:** B-3(28-33)

Contract: Shaw E & I, Inc. **Lab Code:** CHEMED **Case No.:** S3541 **SAS No.:** S3541

Matrix: SOIL **Date Received:** 7/12/2004 **Level:** LOW

% Solids: 98.3

CAS No.	Analyte	Concentration	Units	C	Qual	M	DL	Instrument ID	Analytical Run
7429-90-5	Aluminum	1980	mg/Kg			P	0.634	P1	P107194
7440-36-0	Antimony	0.567	mg/Kg	U		P	0.567	P1	P107194
7440-38-2	Arsenic	0.239	mg/Kg	U		P	0.239	P1	P107194
7440-39-3	Barium	17.2	mg/Kg	J	N	P	0.022	P1	P107194
7440-41-7	Beryllium	0.121	mg/Kg	J		P	0.004	P1	P107194
7440-43-9	Cadmium	0.162	mg/Kg	J		P	0.046	P1	P107194
7440-70-2	Calcium	1240	mg/Kg		N	P	0.353	P1	P107194
7440-47-3	Chromium	7.260	mg/Kg		N	P	0.096	P1	P107194
7440-48-4	Cobalt	2.820	mg/Kg	J	N	P	0.080	P1	P107194
7440-50-8	Copper	6.280	mg/Kg		N	P	0.115	P1	P107194
7439-89-6	Iron	7120	mg/Kg			P	1.770	P1	P107194
7439-92-1	Lead	5.220	mg/Kg			P	0.104	P1	P107194
7439-95-4	Magnesium	842	mg/Kg		N	P	0.016	P1	P107194
7439-96-5	Manganese	150	mg/Kg			P	0.808	P1	P107194
7439-97-6	Mercury	0.10	mg/Kg			CV	0.01	CV2	071604C
7440-02-0	Nickel	5.240	mg/Kg		N	P	0.152	P1	P107194
7440-09-7	Potassium	256	mg/Kg	J		P	3.310	P1	P107194
7782-49-2	Selenium	1.090	mg/Kg			P	0.315	P1	P107194
7440-22-4	Silver	0.813	mg/Kg	J	N	P	0.106	P1	P107194
7440-23-5	Sodium	172	mg/Kg	J		P	37.4	P1	P107194
7440-28-0	Thallium	0.332	mg/Kg	U		P	0.332	P1	P107194
7440-62-2	Vanadium	8.790	mg/Kg		N	P	0.103	P1	P107194
7440-66-6	Zinc	14.5	mg/Kg		N	P	0.056	P1	P107194

DL 7/19/04

Metals

- 1 -

INORGANIC ANALYSIS DATA PACKAGE

Client: Shaw E & I, Inc. **SDG No.:** S3541 **Method Type:** sw846

Sample ID: S3541-04 **Client ID:** B-4(28-32)

Contract: Shaw E & I, Inc. **Lab Code:** CHEMED **Case No.:** S3541 **SAS No.:** S3541

Matrix: SOIL **Date Received:** 7/12/2004 **Level:** LOW

% Solids: 96.5

CAS No.	Analyte	Concentration	Units	C	Qual	M	DL	Instrument ID	Analytical Run
7429-90-5	Aluminum	2380	mg/Kg			P	0.645	P1	P107194
7440-36-0	Antimony	0.578	mg/Kg	U		P	0.578	P1	P107194
7440-38-2	Arsenic	0.243	mg/Kg	U		P	0.243	P1	P107194
7440-39-3	Barium	16.7	mg/Kg	J	N	P	0.023	P1	P107194
7440-41-7	Beryllium	0.147	mg/Kg	J		P	0.004	P1	P107194
7440-43-9	Cadmium	0.236	mg/Kg	J		P	0.047	P1	P107194
7440-70-2	Calcium	711	mg/Kg		N	P	0.359	P1	P107194
7440-47-3	Chromium	9.520	mg/Kg		N	P	0.097	P1	P107194
7440-48-4	Cobalt	4.330	mg/Kg	J	N	P	0.081	P1	P107194
7440-50-8	Copper	7.090	mg/Kg		N	P	0.117	P1	P107194
7439-89-6	Iron	10500	mg/Kg			P	1.810	P1	P107194
7439-92-1	Lead	2.650	mg/Kg			P	0.106	P1	P107194
7439-95-4	Magnesium	1000	mg/Kg		N	P	0.016	P1	P107194
7439-96-5	Manganese	230	mg/Kg			P	0.823	P1	P107194
7439-97-6	Mercury	0.01	mg/Kg	U		CV	0.01	CV2	071604C
7440-02-0	Nickel	8.220	mg/Kg		N	P	0.155	P1	P107194
7440-09-7	Potassium	268	mg/Kg	J		P	3.370	P1	P107194
7782-49-2	Selenium	1.300	mg/Kg			P	0.321	P1	P107194
7440-22-4	Silver	1.130	mg/Kg		N	P	0.108	P1	P107194
7440-23-5	Sodium	125	mg/Kg	J		P	38.1	P1	P107194
7440-28-0	Thallium	0.339	mg/Kg	U		P	0.339	P1	P107194
7440-62-2	Vanadium	13.2	mg/Kg		N	P	0.105	P1	P107194
7440-66-6	Zinc	11.9	mg/Kg		N	P	0.057	P1	P107194

04 7/19/04

Metals

- 1 -

INORGANIC ANALYSIS DATA PACKAGE

Client: Shaw E & I, Inc. **SDG No.:** S3541 **Method Type:** sw846

Sample ID: S3541-07 **Client ID:** B-5(28-33)

Contract: Shaw E & I, Inc. **Lab Code:** CHEMED **Case No.:** S3541 **SAS No.:** S3541

Matrix: SOIL **Date Received:** 7/12/2004 **Level:** LOW

% Solids: 97.0

CAS No.	Analyte	Concentration	Units	C	Qual	M	DL	Instrument ID	Analytical Run
7429-90-5	Aluminum	2280	mg/Kg			P	0.648	P1	P107194
7440-36-0	Antimony	0.580	mg/Kg	U		P	0.580	P1	P107194
7440-38-2	Arsenic	1.020	mg/Kg	J		P	0.244	P1	P107194
7440-39-3	Barium	20.3	mg/Kg	J	N	P	0.023	P1	P107194
7440-41-7	Beryllium	0.189	mg/Kg	J		P	0.004	P1	P107194
7440-43-9	Cadmium	0.282	mg/Kg	J		P	0.047	P1	P107194
7440-70-2	Calcium	842	mg/Kg		N	P	0.361	P1	P107194
7440-47-3	Chromium	10.4	mg/Kg		N	P	0.098	P1	P107194
7440-48-4	Cobalt	4.420	mg/Kg	J	N	P	0.081	P1	P107194
7440-50-8	Copper	8.900	mg/Kg		N	P	0.118	P1	P107194
7439-89-6	Iron	15400	mg/Kg			P	1.820	P1	P107194
7439-92-1	Lead	3.580	mg/Kg			P	0.106	P1	P107194
7439-95-4	Magnesium	906	mg/Kg		N	P	0.016	P1	P107194
7439-96-5	Manganese	279	mg/Kg			P	0.827	P1	P107194
7439-97-6	Mercury	0.01	mg/Kg	U		CV	0.01	CV2	071604C
7440-02-0	Nickel	7.790	mg/Kg		N	P	0.156	P1	P107194
7440-09-7	Potassium	304	mg/Kg	J		P	3.390	P1	P107194
7782-49-2	Selenium	2.090	mg/Kg			P	0.323	P1	P107194
7440-22-4	Silver	1.990	mg/Kg		N	P	0.108	P1	P107194
7440-23-5	Sodium	142	mg/Kg	J		P	38.3	P1	P107194
7440-28-0	Thallium	0.340	mg/Kg	U		P	0.340	P1	P107194
7440-62-2	Vanadium	16.8	mg/Kg		N	P	0.105	P1	P107194
7440-66-6	Zinc	13.3	mg/Kg		N	P	0.058	P1	P107194

OL 7/19/04

Metals

- 1 -

INORGANIC ANALYSIS DATA PACKAGE

Client: Shaw E & I, Inc. **SDG No.:** S3541 **Method Type:** sw846

Sample ID: S3541-08 **Client ID:** B-6(28-33)

Contract: Shaw E & I, Inc. **Lab Code:** CHEMED **Case No.:** S3541 **SAS No.:** S3541

Matrix: SOIL **Date Received:** 7/12/2004 **Level:** LOW

% Solids: 94.9

CAS No.	Analyte	Concentration	Units	C	Qual	M	DL	Instrument ID	Analytical Run
7429-90-5	Aluminum	2400	mg/Kg			P	0.656	P1	P107194
7440-36-0	Antimony	0.587	mg/Kg	U		P	0.587	P1	P107194
7440-38-2	Arsenic	1.000	mg/Kg	J		P	0.247	P1	P107194
7440-39-3	Barium	18.6	mg/Kg	J	N	P	0.023	P1	P107194
7440-41-7	Beryllium	0.207	mg/Kg	J		P	0.004	P1	P107194
7440-43-9	Cadmium	0.242	mg/Kg	J		P	0.048	P1	P107194
7440-70-2	Calcium	811	mg/Kg		N	P	0.365	P1	P107194
7440-47-3	Chromium	14.1	mg/Kg		N	P	0.099	P1	P107194
7440-48-4	Cobalt	4.380	mg/Kg	J	N	P	0.082	P1	P107194
7440-50-8	Copper	11.5	mg/Kg		N	P	0.119	P1	P107194
7439-89-6	Iron	12000	mg/Kg			P	1.840	P1	P107194
7439-92-1	Lead	3.710	mg/Kg			P	0.107	P1	P107194
7439-95-4	Magnesium	1050	mg/Kg		N	P	0.017	P1	P107194
7439-96-5	Manganese	198	mg/Kg			P	0.837	P1	P107194
7439-97-6	Mercury	0.01	mg/Kg	U		CV	0.01	CV2	071604C
7440-02-0	Nickel	7.270	mg/Kg		N	P	0.158	P1	P107194
7440-09-7	Potassium	455	mg/Kg	J		P	3.430	P1	P107194
7782-49-2	Selenium	1.350	mg/Kg			P	0.327	P1	P107194
7440-22-4	Silver	1.030	mg/Kg	J	N	P	0.110	P1	P107194
7440-23-5	Sodium	112	mg/Kg	J		P	38.8	P1	P107194
7440-28-0	Thallium	0.344	mg/Kg	U		P	0.344	P1	P107194
7440-62-2	Vanadium	20.1	mg/Kg		N	P	0.106	P1	P107194
7440-66-6	Zinc	13.7	mg/Kg		N	P	0.058	P1	P107194

OK 7/19/04

Metals

- 1 -

INORGANIC ANALYSIS DATA PACKAGE

Client: Shaw E & I, Inc. **SDG No.:** S3541 **Method Type:** sw846

Sample ID: S3541-09 **Client ID:** B-7(28-33)

Contract: Shaw E & I, Inc. **Lab Code:** CHEMED **Case No.:** S3541 **SAS No.:** S3541

Matrix: SOIL **Date Received:** 7/12/2004 **Level:** LOW

% Solids: 97.3

CAS No.	Analyte	Concentration	Units	C	Qual	M	DL	Instrument ID	Analytical Run
7429-90-5	Aluminum	1860	mg/Kg			P	0.634	P1	P107194
7440-36-0	Antimony	0.567	mg/Kg	U		P	0.567	P1	P107194
7440-38-2	Arsenic	0.239	mg/Kg	U		P	0.239	P1	P107194
7440-39-3	Barium	13.8	mg/Kg	J	N	P	0.022	P1	P107194
7440-41-7	Beryllium	0.125	mg/Kg	J		P	0.004	P1	P107194
7440-43-9	Cadmium	0.122	mg/Kg	J		P	0.046	P1	P107194
7440-70-2	Calcium	575	mg/Kg		N	P	0.353	P1	P107194
7440-47-3	Chromium	4.780	mg/Kg		N	P	0.096	P1	P107194
7440-48-4	Cobalt	3.080	mg/Kg	J	N	P	0.080	P1	P107194
7440-50-8	Copper	7.020	mg/Kg		N	P	0.115	P1	P107194
7439-89-6	Iron	5460	mg/Kg			P	1.780	P1	P107194
7439-92-1	Lead	1.990	mg/Kg			P	0.104	P1	P107194
7439-95-4	Magnesium	817	mg/Kg		N	P	0.016	P1	P107194
7439-96-5	Manganese	169	mg/Kg			P	0.808	P1	P107194
7439-97-6	Mercury	0.01	mg/Kg	U		CV	0.01	CV2	071604C
7440-02-0	Nickel	5.650	mg/Kg		N	P	0.152	P1	P107194
7440-09-7	Potassium	231	mg/Kg	J		P	3.310	P1	P107194
7782-49-2	Selenium	1.140	mg/Kg			P	0.315	P1	P107194
7440-22-4	Silver	0.558	mg/Kg	J	N	P	0.106	P1	P107194
7440-23-5	Sodium	130	mg/Kg	J		P	37.4	P1	P107194
7440-28-0	Thallium	0.333	mg/Kg	U		P	0.333	P1	P107194
7440-62-2	Vanadium	7.230	mg/Kg		N	P	0.103	P1	P107194
7440-66-6	Zinc	8.080	mg/Kg		N	P	0.056	P1	P107194

DL 7/19/04

Metals

- 1 -

INORGANIC ANALYSIS DATA PACKAGE

Client: Shaw E & I, Inc. **SDG No.:** S3541 **Method Type:** sw846

Sample ID: S3541-10 **Client ID:** FIELDBLANK

Contract: Shaw E & I, Inc. **Lab Code:** CHEMED **Case No.:** S3541 **SAS No.:** S3541

Matrix: WATER **Date Received:** 7/12/2004 **Level:** LOW

% Solids:

CAS No.	Analyte	Concentration	Units	C	Qual	M	DL	Instrument ID	Analytical Run
7429-90-5	Aluminum	180	ug/L	U		P	180	P1	P107154
7440-36-0	Antimony	6.600	ug/L	U		P	6.600	P1	P107154
7440-38-2	Arsenic	4.840	ug/L	U		P	4.840	P1	P107154
7440-39-3	Barium	11.0	ug/L	U		P	11.0	P1	P107154
7440-41-7	Beryllium	1.060	ug/L	U		P	1.060	P1	P107154
7440-43-9	Cadmium	0.994	ug/L	U		P	0.994	P1	P107154
7440-70-2	Calcium	1740	ug/L	U		P	1740	P1	P107154
7440-47-3	Chromium	1.220	ug/L	U		P	1.220	P1	P107154
7440-48-4	Cobalt	2.380	ug/L	U		P	2.380	P1	P107154
7440-50-8	Copper	0.739	ug/L	U		P	0.739	P1	P107154
7439-89-6	Iron	29.0	ug/L	U		P	29.0	P1	P107154
7439-92-1	Lead	2.130	ug/L	J		P	1.790	P1	P107154
7439-95-4	Magnesium	254	ug/L	U		P	254	P1	P107154
7439-96-5	Manganese	0.195	ug/L	U		P	0.195	P1	P107154
7439-97-6	Mercury	0.03	ug/L	U		CV	0.03	CV2	071504B
7440-02-0	Nickel	5.550	ug/L	U		P	5.550	P1	P107154
7440-09-7	Potassium	51.0	ug/L	U		P	51.0	P1	P107154
7782-49-2	Selenium	5.240	ug/L	U		P	5.240	P1	P107154
7440-22-4	Silver	3.380	ug/L	U		P	3.380	P1	P107154
7440-23-5	Sodium	189	ug/L	U		P	189	P1	P107154
7440-28-0	Thallium	5.780	ug/L	U		P	5.780	P1	P107154
7440-62-2	Vanadium	1.860	ug/L	U		P	1.860	P1	P107154
7440-66-6	Zinc	8.110	ug/L	U		P	8.110	P1	P107154

OK 7/19/04

Metals

- 1 -

INORGANIC ANALYSIS DATA PACKAGE

Client: Shaw E & I, Inc. **SDG No.:** S3541 **Method Type:** sw846

Sample ID: S3541-11 **Client ID:** DUP071004

Contract: Shaw E & I, Inc. **Lab Code:** CHEMED **Case No.:** S3541 **SAS No.:** S3541

Matrix: SOIL **Date Received:** 7/12/2004 **Level:** LOW

% Solids: 95.9

CAS No.	Analyte	Concentration	Units	C	Qual	M	DL	Instrument ID	Analytical Run
7429-90-5	Aluminum	2100	mg/Kg			P	0.656	P1	P107194
7440-36-0	Antimony	0.587	mg/Kg	U		P	0.587	P1	P107194
7440-38-2	Arsenic	0.247	mg/Kg	U		P	0.247	P1	P107194
7440-39-3	Barium	17.8	mg/Kg	J	N	P	0.023	P1	P107194
7440-41-7	Beryllium	0.172	mg/Kg	J		P	0.004	P1	P107194
7440-43-9	Cadmium	0.217	mg/Kg	J		P	0.048	P1	P107194
7440-70-2	Calcium	631	mg/Kg		N	P	0.365	P1	P107194
7440-47-3	Chromium	8.240	mg/Kg		N	P	0.099	P1	P107194
7440-48-4	Cobalt	4.750	mg/Kg	J	N	P	0.082	P1	P107194
7440-50-8	Copper	6.550	mg/Kg		N	P	0.119	P1	P107194
7439-89-6	Iron	9600	mg/Kg			P	1.840	P1	P107194
7439-92-1	Lead	2.920	mg/Kg			P	0.107	P1	P107194
7439-95-4	Magnesium	940	mg/Kg		N	P	0.017	P1	P107194
7439-96-5	Manganese	234	mg/Kg			P	0.836	P1	P107194
7439-97-6	Mercury	0.01	mg/Kg	U		CV	0.01	CV2	071604C
7440-02-0	Nickel	6.280	mg/Kg		N	P	0.157	P1	P107194
7440-09-7	Potassium	372	mg/Kg	J		P	3.430	P1	P107194
7782-49-2	Selenium	1.230	mg/Kg			P	0.326	P1	P107194
7440-22-4	Silver	0.885	mg/Kg	J	N	P	0.109	P1	P107194
7440-23-5	Sodium	89.1	mg/Kg	J		P	38.8	P1	P107194
7440-28-0	Thallium	0.344	mg/Kg	U		P	0.344	P1	P107194
7440-62-2	Vanadium	14.5	mg/Kg		N	P	0.106	P1	P107194
7440-66-6	Zinc	11.0	mg/Kg		N	P	0.058	P1	P107194

DR 7/19/04

Metals

- 1 -

INORGANIC ANALYSIS DATA PACKAGE

Client: Shaw E & I, Inc. **SDG No.:** S3541 **Method Type:** sw846

Sample ID: S3541-12 **Client ID:** B-8(28-33)

Contract: Shaw E & I, Inc. **Lab Code:** CHEMED **Case No.:** S3541 **SAS No.:** S3541

Matrix: SOIL **Date Received:** 7/12/2004 **Level:** LOW

% Solids: 96.7

CAS No.	Analyte	Concentration	Units	C	Qual	M	DL	Instrument ID	Analytical Run
7429-90-5	Aluminum	2060	mg/Kg			P	0.650	P1	P107194
7440-36-0	Antimony	0.582	mg/Kg	U		P	0.582	P1	P107194
7440-38-2	Arsenic	0.245	mg/Kg	U		P	0.245	P1	P107194
7440-39-3	Barium	33.3	mg/Kg		N	P	0.023	P1	P107194
7440-41-7	Beryllium	0.162	mg/Kg	J		P	0.004	P1	P107194
7440-43-9	Cadmium	0.166	mg/Kg	J		P	0.048	P1	P107194
7440-70-2	Calcium	584	mg/Kg		N	P	0.362	P1	P107194
7440-47-3	Chromium	6.740	mg/Kg		N	P	0.098	P1	P107194
7440-48-4	Cobalt	3.640	mg/Kg	J	N	P	0.082	P1	P107194
7440-50-8	Copper	6.830	mg/Kg		N	P	0.118	P1	P107194
7439-89-6	Iron	8380	mg/Kg			P	1.820	P1	P107194
7439-92-1	Lead	2.700	mg/Kg			P	0.107	P1	P107194
7439-95-4	Magnesium	826	mg/Kg		N	P	0.017	P1	P107194
7439-96-5	Manganese	385	mg/Kg			P	0.829	P1	P107194
7439-97-6	Mercury	0.01	mg/Kg	U		CV	0.01	CV2	071604C
7440-02-0	Nickel	5.990	mg/Kg		N	P	0.156	P1	P107194
7440-09-7	Potassium	246	mg/Kg	J		P	3.400	P1	P107194
7782-49-2	Selenium	1.120	mg/Kg			P	0.324	P1	P107194
7440-22-4	Silver	0.690	mg/Kg	J	N	P	0.109	P1	P107194
7440-23-5	Sodium	109	mg/Kg	J		P	38.4	P1	P107194
7440-28-0	Thallium	0.341	mg/Kg	U		P	0.341	P1	P107194
7440-62-2	Vanadium	10.9	mg/Kg		N	P	0.105	P1	P107194
7440-66-6	Zinc	10.6	mg/Kg		N	P	0.058	P1	P107194

DL 7/19/04

Metals

- 1 -

INORGANIC ANALYSIS DATA PACKAGE

Client: Shaw E & I, Inc. SDG No.: S3541 Method Type: sw846

Sample ID: S3541-13 Client ID: B-9(28-33)

Contract: Shaw E & I, Inc. Lab Code: CHEMED Case No.: S3541 SAS No.: S3541

Matrix: SOIL Date Received: 7/12/2004 Level: LOW

% Solids: 96.3

CAS No.	Analyte	Concentration	Units	C	Qual	M	DL	Instrument ID	Analytical Run
7429-90-5	Aluminum	2500	mg/Kg			P	0.653	P1	P107194
7440-36-0	Antimony	0.585	mg/Kg	U		P	0.585	P1	P107194
7440-38-2	Arsenic	0.275	mg/Kg	J		P	0.246	P1	P107194
7440-39-3	Barium	31.5	mg/Kg		N	P	0.023	P1	P107194
7440-41-7	Beryllium	0.172	mg/Kg	J		P	0.004	P1	P107194
7440-43-9	Cadmium	0.195	mg/Kg	J		P	0.048	P1	P107194
7440-70-2	Calcium	561	mg/Kg		N	P	0.363	P1	P107194
7440-47-3	Chromium	8.850	mg/Kg		N	P	0.099	P1	P107194
7440-48-4	Cobalt	3.660	mg/Kg	J	N	P	0.082	P1	P107194
7440-50-8	Copper	7.140	mg/Kg		N	P	0.118	P1	P107194
7439-89-6	Iron	8280	mg/Kg			P	1.830	P1	P107194
7439-92-1	Lead	3.110	mg/Kg			P	0.107	P1	P107194
7439-95-4	Magnesium	922	mg/Kg		N	P	0.017	P1	P107194
7439-96-5	Manganese	289	mg/Kg			P	0.833	P1	P107194
7439-97-6	Mercury	0.01	mg/Kg	U		CV	0.01	CV2	071604C
7440-02-0	Nickel	6.190	mg/Kg		N	P	0.157	P1	P107194
7440-09-7	Potassium	303	mg/Kg	J		P	3.420	P1	P107194
7782-49-2	Selenium	0.807	mg/Kg	J		P	0.325	P1	P107194
7440-22-4	Silver	0.760	mg/Kg	J	N	P	0.109	P1	P107194
7440-23-5	Sodium	129	mg/Kg	J		P	38.6	P1	P107194
7440-28-0	Thallium	0.343	mg/Kg	U		P	0.343	P1	P107194
7440-62-2	Vanadium	11.9	mg/Kg		N	P	0.106	P1	P107194
7440-66-6	Zinc	13.6	mg/Kg		N	P	0.058	P1	P107194

DK 7/19/04

Metals

- 1 -

INORGANIC ANALYSIS DATA PACKAGE

Client: Shaw E & I, Inc. **SDG No.:** S3541 **Method Type:** sw846

Sample ID: S3541-14 **Client ID:** B-10(28-33)

Contract: Shaw E & I, Inc. **Lab Code:** CHEMED **Case No.:** S3541 **SAS No.:** S3541

Matrix: SOIL **Date Received:** 7/12/2004 **Level:** LOW

% Solids: 95.4

CAS No.	Analyte	Concentration	Units	C	Qual	M	DL	Instrument ID	Analytical Run
7429-90-5	Aluminum	2460	mg/Kg			P	0.653	P1	P107194
7440-36-0	Antimony	0.584	mg/Kg	U		P	0.584	P1	P107194
7440-38-2	Arsenic	0.246	mg/Kg	U		P	0.246	P1	P107194
7440-39-3	Barium	21.2	mg/Kg		N	P	0.023	P1	P107194
7440-41-7	Beryllium	0.165	mg/Kg	J		P	0.004	P1	P107194
7440-43-9	Cadmium	0.222	mg/Kg	J		P	0.048	P1	P107194
7440-70-2	Calcium	865	mg/Kg		N	P	0.363	P1	P107194
7440-47-3	Chromium	9.010	mg/Kg		N	P	0.099	P1	P107194
7440-48-4	Cobalt	3.790	mg/Kg	J	N	P	0.082	P1	P107194
7440-50-8	Copper	7.730	mg/Kg		N	P	0.118	P1	P107194
7439-89-6	Iron	8950	mg/Kg			P	1.830	P1	P107194
7439-92-1	Lead	2.860	mg/Kg			P	0.107	P1	P107194
7439-95-4	Magnesium	1110	mg/Kg		N	P	0.017	P1	P107194
7439-96-5	Manganese	295	mg/Kg			P	0.832	P1	P107194
7439-97-6	Mercury	0.01	mg/Kg	U		CV	0.01	CV2	071604C
7440-02-0	Nickel	7.930	mg/Kg		N	P	0.157	P1	P107194
7440-09-7	Potassium	371	mg/Kg	J		P	3.410	P1	P107194
7782-49-2	Selenium	1.340	mg/Kg			P	0.325	P1	P107194
7440-22-4	Silver	0.759	mg/Kg	J	N	P	0.109	P1	P107194
7440-23-5	Sodium	138	mg/Kg	J		P	38.6	P1	P107194
7440-28-0	Thallium	0.342	mg/Kg	U		P	0.342	P1	P107194
7440-62-2	Vanadium	12.5	mg/Kg		N	P	0.106	P1	P107194
7440-66-6	Zinc	13.0	mg/Kg		N	P	0.058	P1	P107194

DL 7/19/04

Metals

- 1 -

INORGANIC ANALYSIS DATA PACKAGE

Client: Shaw E & I, Inc. **SDG No.:** S3541 **Method Type:** sw846

Sample ID: S3541-15 **Client ID:** B-11(28-33)

Contract: Shaw E & I, Inc. **Lab Code:** CHEMED **Case No.:** S3541 **SAS No.:** S3541

Matrix: SOIL **Date Received:** 7/12/2004 **Level:** LOW

% Solids: 94.7

CAS No.	Analyte	Concentration	Units	C	Qual	M	DL	Instrument ID	Analytical Run
7429-90-5	Aluminum	2380	mg/Kg			P	0.664	P1	P107194
7440-36-0	Antimony	0.595	mg/Kg	U		P	0.595	P1	P107194
7440-38-2	Arsenic	0.250	mg/Kg	U		P	0.250	P1	P107194
7440-39-3	Barium	21.3	mg/Kg		N	P	0.023	P1	P107194
7440-41-7	Beryllium	0.220	mg/Kg	J		P	0.004	P1	P107194
7440-43-9	Cadmium	0.281	mg/Kg	J		P	0.049	P1	P107194
7440-70-2	Calcium	832	mg/Kg		N	P	0.370	P1	P107194
7440-47-3	Chromium	8.060	mg/Kg		N	P	0.100	P1	P107194
7440-48-4	Cobalt	4.170	mg/Kg	J	N	P	0.083	P1	P107194
7440-50-8	Copper	9.130	mg/Kg		N	P	0.120	P1	P107194
7439-89-6	Iron	12600	mg/Kg			P	1.860	P1	P107194
7439-92-1	Lead	3.600	mg/Kg			P	0.109	P1	P107194
7439-95-4	Magnesium	1000	mg/Kg		N	P	0.017	P1	P107194
7439-96-5	Manganese	291	mg/Kg			P	0.847	P1	P107194
7439-97-6	Mercury	0.01	mg/Kg	U		CV	0.01	CV2	071604C
7440-02-0	Nickel	8.250	mg/Kg		N	P	0.159	P1	P107194
7440-09-7	Potassium	271	mg/Kg	J		P	3.470	P1	P107194
7782-49-2	Selenium	1.420	mg/Kg			P	0.331	P1	P107194
7440-22-4	Silver	1.440	mg/Kg		N	P	0.111	P1	P107194
7440-23-5	Sodium	137	mg/Kg	J		P	39.2	P1	P107194
7440-28-0	Thallium	0.348	mg/Kg	U		P	0.348	P1	P107194
7440-62-2	Vanadium	17.0	mg/Kg		N	P	0.108	P1	P107194
7440-66-6	Zinc	14.0	mg/Kg		N	P	0.059	P1	P107194

07/19/04

Metals

- 1 -

INORGANIC ANALYSIS DATA PACKAGE

Client: Shaw E & I, Inc. **SDG No.:** S3541 **Method Type:** sw846

Sample ID: S3541-16 **Client ID:** B-12(28-33)

Contract: Shaw E & I, Inc. **Lab Code:** CHEMED **Case No.:** S3541 **SAS No.:** S3541

Matrix: SOIL **Date Received:** 7/12/2004 **Level:** LOW

% Solids: 92.5

CAS No.	Analyte	Concentration	Units	C	Qual	M	DL	instrument ID	Analytical Run
7429-90-5	Aluminum	2540	mg/Kg			P	0.680	P1	P107194
7440-36-0	Antimony	0.609	mg/Kg	U		P	0.609	P1	P107194
7440-38-2	Arsenic	0.662	mg/Kg	J		P	0.256	P1	P107194
7440-39-3	Barium	25.1	mg/Kg		N	P	0.024	P1	P107194
7440-41-7	Beryllium	0.201	mg/Kg	J		P	0.004	P1	P107194
7440-43-9	Cadmium	0.225	mg/Kg	J		P	0.050	P1	P107194
7440-70-2	Calcium	693	mg/Kg		N	P	0.378	P1	P107194
7440-47-3	Chromium	8.820	mg/Kg		N	P	0.103	P1	P107194
7440-48-4	Cobalt	3.900	mg/Kg	J	N	P	0.085	P1	P107194
7440-50-8	Copper	8.100	mg/Kg		N	P	0.123	P1	P107194
7439-89-6	Iron	10900	mg/Kg			P	1.900	P1	P107194
7439-92-1	Lead	3.120	mg/Kg			P	0.111	P1	P107194
7439-95-4	Magnesium	950	mg/Kg		N	P	0.017	P1	P107194
7439-96-5	Manganese	313	mg/Kg			P	0.867	P1	P107194
7439-97-6	Mercury	0.01	mg/Kg	U		CV	0.01	CV2	071604C
7440-02-0	Nickel	6.850	mg/Kg		N	P	0.163	P1	P107194
7440-09-7	Potassium	278	mg/Kg	J		P	3.560	P1	P107194
7782-49-2	Selenium	1.350	mg/Kg			P	0.338	P1	P107194
7440-22-4	Silver	0.825	mg/Kg	J	N	P	0.114	P1	P107194
7440-23-5	Sodium	106	mg/Kg	J		P	40.2	P1	P107194
7440-28-0	Thallium	0.357	mg/Kg	U		P	0.357	P1	P107194
7440-62-2	Vanadium	15.0	mg/Kg		N	P	0.110	P1	P107194
7440-66-6	Zinc	11.9	mg/Kg		N	P	0.061	P1	8/7/04 P107194

Metals

- 1 -

INORGANIC ANALYSIS DATA PACKAGE

Client: Shaw E & I, Inc. **SDG No.:** S3541 **Method Type:** sw846

Sample ID: S3541-17 **Client ID:** FIELDBLANK

Contract: Shaw E & I, Inc. **Lab Code:** CHEMED **Case No.:** S3541 **SAS No.:** S3541

Matrix: WATER **Date Received:** 7/12/2004 **Level:** LOW

% Solids:

CAS No.	Analyte	Concentration	Units	C	Qual	M	DL	Instrument ID	Analytical Run
7429-90-5	Aluminum	180	ug/L	U		P	180	P1	P107154
7440-36-0	Antimony	6.600	ug/L	U		P	6.600	P1	P107154
7440-38-2	Arsenic	4.840	ug/L	U		P	4.840	P1	P107154
7440-39-3	Barium	11.0	ug/L	U		P	11.0	P1	P107154
7440-41-7	Beryllium	1.060	ug/L	U		P	1.060	P1	P107154
7440-43-9	Cadmium	0.994	ug/L	U		P	0.994	P1	P107154
7440-70-2	Calcium	1740	ug/L	U		P	1740	P1	P107154
7440-47-3	Chromium	1.220	ug/L	U		P	1.220	P1	P107154
7440-48-4	Cobalt	2.380	ug/L	U		P	2.380	P1	P107154
7440-50-8	Copper	0.739	ug/L	U		P	0.739	P1	P107154
7439-89-6	Iron	29.0	ug/L	U		P	29.0	P1	P107154
7439-92-1	Lead	1.790	ug/L	U		P	1.790	P1	P107154
7439-95-4	Magnesium	254	ug/L	U		P	254	P1	P107154
7439-96-5	Manganese	0.195	ug/L	U		P	0.195	P1	P107154
7439-97-6	Mercury	0.04	ug/L	J		CV	0.03	CV2	071504B
7440-02-0	Nickel	5.550	ug/L	U		P	5.550	P1	P107154
7440-09-7	Potassium	51.0	ug/L	U		P	51.0	P1	P107154
7782-49-2	Selenium	5.240	ug/L	U		P	5.240	P1	P107154
7440-22-4	Silver	3.380	ug/L	U		P	3.380	P1	P107154
7440-23-5	Sodium	189	ug/L	U		P	189	P1	P107154
7440-28-0	Thallium	5.780	ug/L	U		P	5.780	P1	P107154
7440-62-2	Vanadium	1.860	ug/L	U		P	1.860	P1	P107154
7440-66-6	Zinc	8.110	ug/L	U		P	8.110	P1	P107154

DK 7/19/04

Metals

- 1 -

INORGANIC ANALYSIS DATA PACKAGE

Client: Shaw E & I, Inc. **SDG No.:** S3541 **Method Type:** sw846

Sample ID: S3541-19 **Client ID:** B-5(23-28)

Contract: Shaw E & I, Inc. **Lab Code:** CHEMED **Case No.:** S3541 **SAS No.:** S3541

Matrix: SOIL **Date Received:** 7/12/2004 **Level:** LOW

% Solids: 95.1

CAS No.	Analyte	Concentration	Units	C	Qual	M	DL	Instrument ID	Analytical Run
7429-90-5	Aluminum	1920	mg/Kg			P	0.661	P1	P107194
7440-36-0	Antimony	0.592	mg/Kg	U		P	0.592	P1	P107194
7440-38-2	Arsenic	0.527	mg/Kg	J		P	0.249	P1	P107194
7440-39-3	Barium	16.4	mg/Kg	J	N	P	0.023	P1	P107194
7440-41-7	Beryllium	0.143	mg/Kg	J		P	0.004	P1	P107194
7440-43-9	Cadmium	0.149	mg/Kg	J		P	0.048	P1	P107194
7440-70-2	Calcium	354	mg/Kg	J	N	P	0.368	P1	P107194
7440-47-3	Chromium	7.590	mg/Kg		N	P	0.100	P1	P107194
7440-48-4	Cobalt	3.170	mg/Kg	J	N	P	0.083	P1	P107194
7440-50-8	Copper	5.940	mg/Kg		N	P	0.120	P1	P107194
7439-89-6	Iron	8750	mg/Kg			P	1.850	P1	P107194
7439-92-1	Lead	2.460	mg/Kg			P	0.108	P1	P107194
7439-95-4	Magnesium	699	mg/Kg		N	P	0.017	P1	P107194
7439-96-5	Manganese	200	mg/Kg			P	0.843	P1	P107194
7439-97-6	Mercury	0.01	mg/Kg	U		CV	0.01	CV2	071604C
7440-02-0	Nickel	6.110	mg/Kg		N	P	0.159	P1	P107194
7440-09-7	Potassium	244	mg/Kg	J		P	3.460	P1	P107194
7782-49-2	Selenium	1.460	mg/Kg			P	0.329	P1	P107194
7440-22-4	Silver	0.993	mg/Kg	J	N	P	0.110	P1	P107194
7440-23-5	Sodium	128	mg/Kg	J		P	39.1	P1	P107194
7440-28-0	Thallium	0.347	mg/Kg	U		P	0.347	P1	P107194
7440-62-2	Vanadium	8.910	mg/Kg		N	P	0.107	P1	P107194
7440-66-6	Zinc	10.8	mg/Kg		N	P	0.059	P1	P107194

8/17/04

Chemtech Consulting Group

GENERAL CHEMISTRY
Analyses Data Sheet

SDG No.: S3541

Sample ID: S3541-01 Client ID: B-1(33-35)

Contract: Shaw E & I, Inc. Date Collected: 7/10/04 Date Received: 7/12/04

Matrix: SOIL % Solids: 92.80

Analyte	Method	Result	Units	C	Qual	DF	Analytical Date
Cyanide	SW 9012	< 0.54	mg/Kg	U		1	7/19/04

Comments:

7/19/04

Chemtech Consulting Group

GENERAL CHEMISTRY
Analyses Data Sheet

)G No.: S3541

Sample ID: S3541-02 Client ID: B-2(28-32)

Contract: Shaw E & I, Inc. Date Collected: 7/10/04 Date Received: 7/12/04

Matrix: SOIL % Solids: 91.20

Analyte	Method	Result	Units	C	Qual	DF	Analytical Date
Cyanide	SW 9012	< 0.55	mg/Kg	U		1	7/19/04

Comments:

7/19/04

Chemtech Consulting Group

GENERAL CHEMISTRY
Analyses Data Sheet

SDG No.: S3541

Sample ID: S3541-03 Client ID: B-3(28-33)

Contract: Shaw E & I, Inc. Date Collected: 7/10/04 Date Received: 7/12/04

Matrix: SOIL % Solids: 98.30

Analyte	Method	Result	Units	C	Qual	DF	Analytical Date
Cyanide	SW 9012	< 0.51	mg/kg	U		1	7/19/04

Comments:

7/12/04

Chemtech Consulting Group

GENERAL CHEMISTRY
Analyses Data Sheet

SDG No.: S3541

Sample ID: S3541-04 Client ID: B-4(28-32)

Contract: Shaw E & I, Inc. Date Collected: 7/10/04 Date Received: 7/12/04

Matrix: SOIL % Solids: 96.50

Analyte	Method	Result	Units	C	Qual	DF	Analytical Date
Cyanide	SW 9012	< 0.52	mg/Kg	U		1	7/19/04

Comments:

7/19/04

Chemtech Consulting Group

GENERAL CHEMISTRY
Analyses Data Sheet

LDG No.: S3541

Sample ID: S3541-07 Client ID: B-5(28-33)

Contract: Shaw E & I, Inc. Date Collected: 7/10/04 Date Received: 7/12/04

Matrix: SOIL % Solids: 97.00

Analyte	Method	Result	Units	C	Qual	DF	Analytical Date
Cyanide	SW 9012	< 0.52	mg/Kg	U		1	7/19/04

Comments:

7/19/04

Chemtech Consulting Group

GENERAL CHEMISTRY
Analyses Data Sheet

DG No.: S3541

Sample ID: S3541-08 Client ID: B-6(28-33)

Contract: Shaw E & I, Inc. Date Collected: 7/10/04 Date Received: 7/12/04

Matrix: SOIL % Solids: 94.90

Analyte	Method	Result	Units	C	Qual	DF	Analytical Date
Cyanide	SW 9012	< 0.53	mg/Kg	U		1	7/19/04

Comments:

7/19/04

Chemtech Consulting Group

GENERAL CHEMISTRY
Analyses Data Sheet

)G No.: S3541

Sample ID: S3541-09 Client ID: B-7(28-33)

Contract: Shaw E & I, Inc. Date Collected: 7/10/04 Date Received: 7/12/04

Matrix: SOIL % Solids: 97.30

Analyte	Method	Result	Units	C	Qual	DF	Analytical Date
Cyanide	SW 9012	< 0.51	mg/Kg	U		1	7/19/04

Comments:

7/19/04

Chemtech Consulting Group

GENERAL CHEMISTRY
Analyses Data Sheet

SDG No.: S3541

Sample ID: S3541-10 Client ID: FIELDBLANK

Contract: Shaw E & I, Inc. Date Collected: 7/10/04 Date Received: 7/12/04

Matrix: WATER % Solids: 0.00

Analyte	Method	Result	Units	C	Qual	DF	Analytical Date
Cyanide	SW 9012	< 0.010	mg/L	U		1	7/19/04

Comments:

7/21/04

Chemtech Consulting Group

GENERAL CHEMISTRY
Analyses Data Sheet

DG No.: S3541

Sample ID: S3541-11 **Client ID:** DUP071004

Contract: Shaw E & I, Inc. **Date Collected:** 7/10/04 **Date Received:** 7/12/04

Matrix: SOIL **% Solids:** 95.90

Analyte	Method	Result	Units	C	Qual	DF	Analytical Date
Cyanide	SW 9012	< 0.52	mg/Kg	U		1	7/19/04

Comments:

7/19/04

Chemtech Consulting Group

GENERAL CHEMISTRY
Analyses Data Sheet

SDG No.: S3541

Sample ID: S3541-12 Client ID: B-8(28-33)

Contract: Shaw E & I, Inc. Date Collected: 7/11/04 Date Received: 7/12/04

Matrix: SOIL % Solids: 96.70

Analyte	Method	Result	Units	C	Qual	DF	Analytical Date
Cyanide	SW 9012	< 0.52	mg/Kg	U		1	7/19/04

Comments:

7/19/04

Chemtech Consulting Group

GENERAL CHEMISTRY
Analyses Data Sheet

SDG No.: S3541

Sample ID: S3541-13 Client ID: B-9(28-33)

Contract: Shaw E & I, Inc. Date Collected: 7/11/04 Date Received: 7/12/04

Matrix: SOIL % Solids: 96.30

Analyte	Method	Result	Units	C	Qual	DF	Analytical Date
Cyanide	SW 9012	< 0.52	mg/Kg	U		1	7/19/04

Comments:

7/19/04

Chemtech Consulting Group

GENERAL CHEMISTRY
Analyses Data Sheet

JG No.: S3541

Sample ID: S3541-14 Client ID: B-10(28-33)

Contract: Shaw E & I, Inc. Date Collected: 7/11/04 Date Received: 7/12/04

Matrix: SOIL % Solids: 95.40

Analyte	Method	Result	Units	C	Qual	DF	Analytical Date
Cyanide	SW 9012	< 0.52	mg/Kg	U		1	7/19/04

Comments:

Chemtech Consulting Group

GENERAL CHEMISTRY
Analyses Data Sheet

SDG No.: S3541

Sample ID: S3541-15 Client ID: B-11(28-33)

Contract: Shaw E & I, Inc. Date Collected: 7/11/04 Date Received: 7/12/04

Matrix: SOIL % Solids: 94.70

Analyte	Method	Result	Units	C	Qual	DF	Analytical Date
Cyanide	SW 9012	< 0.52	mg/Kg	U		1	7/19/04

Comments:

Chemtech Consulting Group

GENERAL CHEMISTRY
Analyses Data Sheet

SDG No.: S3541

Sample ID: S3541-16 Client ID: B-12(28-33)

Contract: Shaw E & I, Inc. Date Collected: 7/11/04 Date Received: 7/12/04

Matrix: SOIL % Solids: 92.50

Analyte	Method	Result	Units	C	Qual	DF	Analytical Date
Cyanide	SW 9012	< 0.54	mg/Kg	U		1	7/19/04

Comments:

7/15/04

Chemtech Consulting Group

GENERAL CHEMISTRY
Analyses Data Sheet

SDG No.: S3541

Sample ID: S3541-17 Client ID: FIELDBLANK

Contract: Shaw E & I, Inc. Date Collected: 7/11/04 Date Received: 7/12/04

Matrix: WATER % Solids: 0.00

Analyte	Method	Result	Units	C	Qual	DF	Analytical Date
Cyanide	SW 9012	< 0.010	mg/L	U		1	7/19/04

Comments:

5/19/04

Chemtech Consulting Group

GENERAL CHEMISTRY
Analyses Data Sheet

SDG No.: S3541

Sample ID: S3541-19 Client ID: B-5(23-28)

Contract: Shaw E & I, Inc. Date Collected: 7/10/04 Date Received: 7/12/04

Matrix: SOIL % Solids: 95.10

Analyte	Method	Result	Units	C	Qual	DF	Analytical Date
Cyanide	SW 9012	< 0.52	mg/Kg	U		1	7/19/04

Comments:

7/13/04

Previous **CHEMTECH** Next

Order ID:	S3541	Order Date:	7/13/2004 11:49:24 AM	Project Mgr:	kurt
Client:	Shaw E & I, Inc.	Project:	NYC Adams Brush	Report:	NYS ASP B
Contact:	Mike Sherwood	Last Sample Receive Date:	7/12/2004 6:15:00 PM	EDD:	EXCEL NOCLEANUP
ClientID:	SHAW12	SignOff Date:	7/13/2004 6:42:51 PM		

Lab ID	Client ID	Matrix	Sample Date	Test	Test Group	Method	Priority	FAX	HCopy
S3541-01	B-1(33-35)	Solid	7/10/2004 9:30:00 AM						
				Cyanide		9012	5 Bus. Days	7/19/04 6:15:00 PM	7/26/04 6:15:00 PM
				Mercury	METALS-TAL	7471	5 Bus. Days	7/19/04 6:15:00 PM	7/26/04 6:15:00 PM
				Metals ICP-TAL	METALS-TAL	6010	5 Bus. Days	7/19/04 6:15:00 PM	7/26/04 6:15:00 PM
				Percent Solids		Chemtech - SOP	5 Bus. Days	7/19/04 6:15:00 PM	7/26/04 6:15:00 PM
				SVOC-Chemtech Full - 25		8270	5 Bus. Days	7/19/04 6:15:00 PM	7/26/04 6:15:00 PM
				VOC-Chemtech Full -15		8260	5 Bus. Days	7/19/04 6:15:00 PM	7/26/04 6:15:00 PM
S3541-02	B-2(28-32)	Solid	7/10/2004 10:35:00 AM						
				Cyanide		9012	5 Bus. Days	7/19/04 6:15:00 PM	7/26/04 6:15:00 PM
				Mercury	METALS-TAL	7471	5 Bus. Days	7/19/04 6:15:00 PM	7/26/04 6:15:00 PM
				Metals ICP-TAL	METALS-TAL	6010	5 Bus. Days	7/19/04 6:15:00 PM	7/26/04 6:15:00 PM
				Percent Solids		Chemtech - SOP	5 Bus. Days	7/19/04 6:15:00 PM	7/26/04 6:15:00 PM
				SVOC-Chemtech Full - 25		8270	5 Bus. Days	7/19/04 6:15:00 PM	7/26/04 6:15:00 PM
				VOC-Chemtech Full -15		8260	5 Bus. Days	7/19/04 6:15:00 PM	7/26/04 6:15:00 PM
S3541-03	B-3(28-33)	Solid	7/10/2004 11:40:00 AM						
				Cyanide		9012	5 Bus.	7/19/04 6:15:00 PM	7/26/04 6:15:00 PM

							Days		
				Mercury	METALS-TAL	7471	5 Bus. Days	7/19/04 6:15:00 PM	7/26/04 6:15:00 PM
				Metals ICP-TAL	METALS-TAL	6010	5 Bus. Days	7/19/04 6:15:00 PM	7/26/04 6:15:00 PM
				Percent Solids		Chemtech - SOP	5 Bus. Days	7/19/04 6:15:00 PM	7/26/04 6:15:00 PM
				SVOC-Chemtech Full - 25		8270	5 Bus. Days	7/19/04 6:15:00 PM	7/26/04 6:15:00 PM
				VOC-Chemtech Full -15		8260	5 Bus. Days	7/19/04 6:15:00 PM	7/26/04 6:15:00 PM
S3541-04	B-4(28-32)	Solid	7/10/2004 12:37:00 PM						
				Cyanide		9012	5 Bus. Days	7/19/04 6:15:00 PM	7/26/04 6:15:00 PM
				Mercury	METALS-TAL	7471	5 Bus. Days	7/19/04 6:15:00 PM	7/26/04 6:15:00 PM
				Metals ICP-TAL	METALS-TAL	6010	5 Bus. Days	7/19/04 6:15:00 PM	7/26/04 6:15:00 PM
				Percent Solids		Chemtech - SOP	5 Bus. Days	7/19/04 6:15:00 PM	7/26/04 6:15:00 PM
				SVOC-Chemtech Full - 25		8270	5 Bus. Days	7/19/04 6:15:00 PM	7/26/04 6:15:00 PM
				VOC-Chemtech Full -15		8260	5 Bus. Days	7/19/04 6:15:00 PM	7/26/04 6:15:00 PM
S3541-05	B-5(23-28)MS	Solid	7/10/2004 12:57:00 PM						
				Cyanide		9012	5 Bus. Days	7/19/04 6:15:00 PM	7/26/04 6:15:00 PM
				Mercury	METALS-TAL	7471	5 Bus. Days	7/19/04 6:15:00 PM	7/26/04 6:15:00 PM
				Metals ICP-TAL	METALS-TAL	6010	5 Bus. Days	7/19/04 6:15:00 PM	7/26/04 6:15:00 PM
				Percent Solids		Chemtech - SOP	5 Bus. Days	7/19/04 6:15:00 PM	7/26/04 6:15:00 PM
				SVOC-Chemtech Full - 25		8270	5 Bus. Days	7/19/04 6:15:00 PM	7/26/04 6:15:00 PM
				VOC-Chemtech Full -15		8260	5 Bus. Days	7/19/04 6:15:00 PM	7/26/04 6:15:00 PM
S3541-	B-5(23-28)	Solid	7/10/2004 12:57:00 PM						

06	MSD								
				Cyanide		9012	5 Bus. Days	7/19/04 6:15:00 PM	7/26/04 6:15:00 PM
				Mercury	METALS-TAL	7471	5 Bus. Days	7/19/04 6:15:00 PM	7/26/04 6:15:00 PM
				Metals ICP-TAL	METALS-TAL	6010	5 Bus. Days	7/19/04 6:15:00 PM	7/26/04 6:15:00 PM
				Percent Solids		Chemtech - SOP	5 Bus. Days	7/19/04 6:15:00 PM	7/26/04 6:15:00 PM
				SVOC-Chemtech Full - 25		8270	5 Bus. Days	7/19/04 6:15:00 PM	7/26/04 6:15:00 PM
				VOC-Chemtech Full -15		8260	5 Bus. Days	7/19/04 6:15:00 PM	7/26/04 6:15:00 PM
S3541-07	B-5(28-33)	Solid	7/10/2004 1:05:00 PM						
				Cyanide		9012	5 Bus. Days	7/19/04 6:15:00 PM	7/26/04 6:15:00 PM
				Mercury	METALS-TAL	7471	5 Bus. Days	7/19/04 6:15:00 PM	7/26/04 6:15:00 PM
				Metals ICP-TAL	METALS-TAL	6010	5 Bus. Days	7/19/04 6:15:00 PM	7/26/04 6:15:00 PM
				Percent Solids		Chemtech - SOP	5 Bus. Days	7/19/04 6:15:00 PM	7/26/04 6:15:00 PM
				SVOC-Chemtech Full - 25		8270	5 Bus. Days	7/19/04 6:15:00 PM	7/26/04 6:15:00 PM
				VOC-Chemtech Full -15		8260	5 Bus. Days	7/19/04 6:15:00 PM	7/26/04 6:15:00 PM
S3541-08	B-6(28-33)	Solid	7/10/2004 2:12:00 PM						
				Cyanide		9012	5 Bus. Days	7/19/04 6:15:00 PM	7/26/04 6:15:00 PM
				Mercury	METALS-TAL	7471	5 Bus. Days	7/19/04 6:15:00 PM	7/26/04 6:15:00 PM
				Metals ICP-TAL	METALS-TAL	6010	5 Bus. Days	7/19/04 6:15:00 PM	7/26/04 6:15:00 PM
				Percent Solids		Chemtech - SOP	5 Bus. Days	7/19/04 6:15:00 PM	7/26/04 6:15:00 PM
				SVOC-Chemtech Full - 25		8270	5 Bus. Days	7/19/04 6:15:00 PM	7/26/04 6:15:00 PM
				VOC-Chemtech Full -15		8260	5 Bus. Days	7/19/04 6:15:00 PM	7/26/04 6:15:00 PM

S3541-09	B-7(28-33)	Solid	7/10/2004 2:57:00 PM						
				Cyanide		9012	5 Bus. Days	7/19/04 6:15:00 PM	7/26/04 6:15:00 PM
				Mercury	METALS-TAL	7471	5 Bus. Days	7/19/04 6:15:00 PM	7/26/04 6:15:00 PM
				Metals ICP-TAL	METALS-TAL	6010	5 Bus. Days	7/19/04 6:15:00 PM	7/26/04 6:15:00 PM
				Percent Solids		Chemtech - SOP	5 Bus. Days	7/19/04 6:15:00 PM	7/26/04 6:15:00 PM
				SVOC-Chemtech Full - 25		8270	5 Bus. Days	7/19/04 6:15:00 PM	7/26/04 6:15:00 PM
				VOC-Chemtech Full -15		8260	5 Bus. Days	7/19/04 6:15:00 PM	7/26/04 6:15:00 PM
S3541-10	FIELDBLANK	Water	7/10/2004 3:05:00 PM						
				Cyanide		9012	5 Bus. Days	7/19/04 6:15:00 PM	7/26/04 6:15:00 PM
				Mercury	METALS-TAL	7470	5 Bus. Days	7/19/04 6:15:00 PM	7/26/04 6:15:00 PM
				Metals ICP-TAL	METALS-TAL	6010	5 Bus. Days	7/19/04 6:15:00 PM	7/26/04 6:15:00 PM
				SVOC-Chemtech Full - 25		8270	5 Bus. Days	7/19/04 6:15:00 PM	7/26/04 6:15:00 PM
				VOC-Chemtech Full -15		8260	5 Bus. Days	7/19/04 6:15:00 PM	7/26/04 6:15:00 PM
S3541-11	DUP071004	Solid	7/10/2004 8:00:00 AM						
				Cyanide		9012	5 Bus. Days	7/19/04 6:15:00 PM	7/26/04 6:15:00 PM
				Mercury	METALS-TAL	7471	5 Bus. Days	7/19/04 6:15:00 PM	7/26/04 6:15:00 PM
				Metals ICP-TAL	METALS-TAL	6010	5 Bus. Days	7/19/04 6:15:00 PM	7/26/04 6:15:00 PM
				Percent Solids		Chemtech - SOP	5 Bus. Days	7/19/04 6:15:00 PM	7/26/04 6:15:00 PM
				SVOC-Chemtech Full - 25		8270	5 Bus. Days	7/19/04 6:15:00 PM	7/26/04 6:15:00 PM
				VOC-Chemtech Full -15		8260	5 Bus. Days	7/19/04 6:15:00 PM	7/26/04 6:15:00 PM
S3541-									

12	B-8(28-33)	Solid	7/11/2004 8:00:00 AM						
				Cyanide		9012	5 Bus. Days	7/19/04 6:15:00 PM	7/26/04 6:15:00 PM
				Mercury	METALS-TAL	7471	5 Bus. Days	7/19/04 6:15:00 PM	7/26/04 6:15:00 PM
				Metals ICP-TAL	METALS-TAL	6010	5 Bus. Days	7/19/04 6:15:00 PM	7/26/04 6:15:00 PM
				Percent Solids		Chemtech - SOP	5 Bus. Days	7/19/04 6:15:00 PM	7/26/04 6:15:00 PM
				SVOC-Chemtech Full - 25		8270	5 Bus. Days	7/19/04 6:15:00 PM	7/26/04 6:15:00 PM
				VOC-Chemtech Full -15		8260	5 Bus. Days	7/19/04 6:15:00 PM	7/26/04 6:15:00 PM
S3541-13	B-9(28-33)	Solid	7/11/2004 8:32:00 AM						
				Cyanide		9012	5 Bus. Days	7/19/04 6:15:00 PM	7/26/04 6:15:00 PM
				Mercury	METALS-TAL	7471	5 Bus. Days	7/19/04 6:15:00 PM	7/26/04 6:15:00 PM
				Metals ICP-TAL	METALS-TAL	6010	5 Bus. Days	7/19/04 6:15:00 PM	7/26/04 6:15:00 PM
				Percent Solids		Chemtech - SOP	5 Bus. Days	7/19/04 6:15:00 PM	7/26/04 6:15:00 PM
				SVOC-Chemtech Full - 25		8270	5 Bus. Days	7/19/04 6:15:00 PM	7/26/04 6:15:00 PM
				VOC-Chemtech Full -15		8260	5 Bus. Days	7/19/04 6:15:00 PM	7/26/04 6:15:00 PM
S3541-14	B-10(28-33)	Solid	7/11/2004 9:08:00 AM						
				Cyanide		9012	5 Bus. Days	7/19/04 6:15:00 PM	7/26/04 6:15:00 PM
				Mercury	METALS-TAL	7471	5 Bus. Days	7/19/04 6:15:00 PM	7/26/04 6:15:00 PM
				Metals ICP-TAL	METALS-TAL	6010	5 Bus. Days	7/19/04 6:15:00 PM	7/26/04 6:15:00 PM
				Percent Solids		Chemtech - SOP	5 Bus. Days	7/19/04 6:15:00 PM	7/26/04 6:15:00 PM
				SVOC-Chemtech Full - 25		8270	5 Bus. Days	7/19/04 6:15:00 PM	7/26/04 6:15:00 PM
				VOC-Chemtech Full -15		8260	5 Bus. Days	7/19/04 6:15:00 PM	7/26/04 6:15:00 PM

S3541-15	B-11(28-33)	Solid	7/11/2004 9:34:00 AM						
				Cyanide		9012	5 Bus. Days	7/19/04 6:15:00 PM	7/26/04 6:15:00 PM
				Mercury	METALS-TAL	7471	5 Bus. Days	7/19/04 6:15:00 PM	7/26/04 6:15:00 PM
				Metals ICP-TAL	METALS-TAL	6010	5 Bus. Days	7/19/04 6:15:00 PM	7/26/04 6:15:00 PM
				Percent Solids		Chemtech - SOP	5 Bus. Days	7/19/04 6:15:00 PM	7/26/04 6:15:00 PM
				SVOC-Chemtech Full - 25		8270	5 Bus. Days	7/19/04 6:15:00 PM	7/26/04 6:15:00 PM
				VOC-Chemtech Full -15		8260	5 Bus. Days	7/19/04 6:15:00 PM	7/26/04 6:15:00 PM
S3541-16	B-12(28-33)	Solid	7/11/2004 10:12:00 AM						
				Cyanide		9012	5 Bus. Days	7/19/04 6:15:00 PM	7/26/04 6:15:00 PM
				Mercury	METALS-TAL	7471	5 Bus. Days	7/19/04 6:15:00 PM	7/26/04 6:15:00 PM
				Metals ICP-TAL	METALS-TAL	6010	5 Bus. Days	7/19/04 6:15:00 PM	7/26/04 6:15:00 PM
				Percent Solids		Chemtech - SOP	5 Bus. Days	7/19/04 6:15:00 PM	7/26/04 6:15:00 PM
				SVOC-Chemtech Full - 25		8270	5 Bus. Days	7/19/04 6:15:00 PM	7/26/04 6:15:00 PM
				VOC-Chemtech Full -15		8260	5 Bus. Days	7/19/04 6:15:00 PM	7/26/04 6:15:00 PM
S3541-17	FIELDBLANK	Water	7/11/2004 10:35:00 AM						
				Cyanide		9012	5 Bus. Days	7/19/04 6:15:00 PM	7/26/04 6:15:00 PM
				Mercury	METALS-TAL	7470	5 Bus. Days	7/19/04 6:15:00 PM	7/26/04 6:15:00 PM
				Metals ICP-TAL	METALS-TAL	6010	5 Bus. Days	7/19/04 6:15:00 PM	7/26/04 6:15:00 PM
				SVOC-Chemtech Full - 25		8270	5 Bus. Days	7/19/04 6:15:00 PM	7/26/04 6:15:00 PM
				VOC-Chemtech Full -15		8260	5 Bus. Days	7/19/04 6:15:00 PM	7/26/04 6:15:00 PM
S3541-									

18	TRIPBLANK	Water	7/11/2004						
				VOC-Chemtech Full -15		8260	5 Bus. Days	7/19/04 6:15:00 PM	7/26/04 6:15:00 PM
S3541-19	B-5(23-28)	Solid	7/10/2004 12:57:00 PM						
				Cyanide		9012	5 Bus. Days	Jul 19 2004 6:15PM	Jul 26 2004 6:15PM
				Mercury	METALS-TAL	7471	5 Bus. Days	Jul 19 2004 6:15PM	Jul 26 2004 6:15PM
				Metals ICP-TAL	METALS-TAL	6010	5 Bus. Days	Jul 19 2004 6:15PM	Jul 26 2004 6:15PM
				Percent Solids		Chemtech - SOP	5 Bus. Days	Jul 19 2004 6:15PM	Jul 26 2004 6:15PM
				SVOC-Chemtech Full - 25		8270	5 Bus. Days	Jul 19 2004 6:15PM	Jul 26 2004 6:15PM
				VOC-Chemtech Full -15		8260	5 Bus. Days	Jul 19 2004 6:15PM	Jul 26 2004 6:15PM

Chemtech Consulting Group

SVOC

SDG No.: S3541-01

Client: Shaw E & I, Inc.

Sample ID: S3541-14 **Client ID:** B-10(28-33)

Date Collected: 7/11/04 **Date Received:** 7/12/04
Date Analyzed: 7/16/04 **Matrix:** SOIL
Date Extracted: 7/15/04 **File ID:** BE012700.D
Dilution: 1 **Instrument ID:** BNAE
Analytical Method: 8270 **Analytical Run ID:**
Sample Wt/Vol: 15.2 **Extract Vol:** 500
Injection Vol: 2 **% Moisture:** 5
Associated Blank:

Parameter	CAS Number	Concentration	C	RDL	MDL	Units
TARGETS						
Phenol	108-95-2	< 14	U	340	14	ug/Kg
bis(2-Chloroethyl)ether	111-44-4	< 17	U	340	17	ug/Kg
2-Chlorophenol	95-57-8	< 15	U	340	15	ug/Kg
1,2-Dichlorobenzene	95-50-1	< 19	U	340	19	ug/Kg
1,3-Dichlorobenzene	541-73-1	< 13	U	340	13	ug/Kg
1,4-Dichlorobenzene	106-46-7	< 14	U	340	14	ug/Kg
Benzyl Alcohol	100-51-6	< 8.5	U	340	8.5	ug/Kg
2-Methylphenol	95-48-7	< 22	U	340	22	ug/Kg
2,2-oxybis(1-Chloropropane)	108-60-1	< 19	U	340	19	ug/Kg
3+4-Methylphenols	106-44-5	< 16	U	340	16	ug/Kg
N-Nitroso-di-n-propylamine	621-64-7	< 15	U	340	15	ug/Kg
Hexachloroethane	67-72-1	< 16	U	340	16	ug/Kg
Nitrobenzene	98-95-3	< 17	U	340	17	ug/Kg
Isophorone	78-59-1	< 13	U	340	13	ug/Kg
2-Nitrophenol	88-75-5	< 14	U	340	14	ug/Kg
2,4-Dimethylphenol	105-67-9	< 19	U	340	19	ug/Kg
bis(2-Chloroethoxy)methane	111-91-1	< 16	U	340	16	ug/Kg
2,4-Dichlorophenol	120-83-2	< 12	U	340	12	ug/Kg
1,2,4-Trichlorobenzene	120-82-1	< 9.9	U	340	9.9	ug/Kg
Benzoic acid	65-85-0	< 13	U	340	13	ug/Kg
Naphthalene	91-20-3	< 7.5	U	340	7.5	ug/Kg
4-Chloroaniline	106-47-8	< 130	U	340	130	ug/Kg
Hexachlorobutadiene	87-68-3	< 12	U	340	12	ug/Kg
4-Chloro-3-methylphenol	59-50-7	< 10	U	340	10	ug/Kg
2-Methylnaphthalene	91-57-6	< 5.9	U	340	5.9	ug/Kg
Hexachlorocyclopentadiene	77-47-4	< 8.6	U	340	8.6	ug/Kg
2,4,6-Trichlorophenol	88-06-2	< 12	U	340	12	ug/Kg
2,4,5-Trichlorophenol	95-95-4	< 23	U	860	23	ug/Kg
2-Chloronaphthalene	91-58-7	< 7.2	U	340	7.2	ug/Kg
2-Nitroaniline	88-74-4	< 12	U	860	12	ug/Kg

Chemtech Consulting Group

SVOC

SDG No.: S3541-01

Client: Shaw E & I, Inc.

Sample ID: S3541-14 **Client ID:** B-10(28-33)

Date Collected: 7/11/04 **Date Received:** 7/12/04
Date Analyzed: 7/16/04 **Matrix:** SOIL
Date Extracted: 7/15/04 **File ID:** BE012700.D
Dilution: 1 **Instrument ID:** BNAE
Analytical Method: 8270 **Analytical Run ID:**
Sample Wt/Wol: 15.2 **Extract Vol:** 500
Injection Vol: 2 **% Moisture:** 5
Associated Blank:

Parameter	CAS Number	Concentration	C	RDL	MDL	Units
TARGETS						
Dimethylphthalate	131-11-3	< 8.2	U	340	8.2	ug/Kg
Acenaphthylene	208-96-8	< 10	U	340	10	ug/Kg
2,6-Dinitrotoluene	606-20-2	< 15	U	340	15	ug/Kg
3-Nitroaniline	99-09-2	< 55	U	860	55	ug/Kg
Acenaphthene	83-32-9	< 7.6	U	340	7.6	ug/Kg
2,4-Dinitrophenol	51-28-5	< 15	U	860	15	ug/Kg
4-Nitrophenol	100-02-7	< 34	U	860	34	ug/Kg
Dibenzofuran	132-64-9	< 11	U	340	11	ug/Kg
2,4-Dinitrotoluene	121-14-2	< 6.9	U	340	6.9	ug/Kg
Diethylphthalate	84-66-2	< 11	U	340	11	ug/Kg
4-Chlorophenyl-phenylether	7005-72-3	< 8.5	U	340	8.5	ug/Kg
Fluorene	86-73-7	< 9.8	U	340	9.8	ug/Kg
4-Nitroaniline	100-01-6	< 27	U	860	27	ug/Kg
4,6-Dinitro-2-methylphenol	534-52-1	< 20	U	860	20	ug/Kg
N-Nitrosodiphenylamine	86-30-6	< 8.7	U	340	8.7	ug/Kg
Azobenzene	103-33-3	< 9.8	U	340	9.8	ug/Kg
4-Bromophenyl-phenylether	101-55-3	< 9.0	U	340	9.0	ug/Kg
Hexachlorobenzene	118-74-1	< 6.4	U	340	6.4	ug/Kg
Pentachlorophenol	87-86-5	< 11	U	860	11	ug/Kg
Phenanthrene	85-01-8	< 7.7	U	340	7.7	ug/Kg
Anthracene	120-12-7	< 8.2	U	340	8.2	ug/Kg
Di-n-butylphthalate	84-74-2	< 4.6	U	340	4.6	ug/Kg
Fluoranthene	206-44-0	< 4.8	U	340	4.8	ug/Kg
Pyrene	129-00-0	< 6.1	U	340	6.1	ug/Kg
Butylbenzylphthalate	85-68-7	< 12	U	340	12	ug/Kg
3,3-Dichlorobenzidine	91-94-1	< 55	U	340	55	ug/Kg
Benzo(a)anthracene	56-55-3	< 5.2	U	340	5.2	ug/Kg
Chrysene	218-01-9	< 11	U	340	11	ug/Kg
bis(2-Ethylhexyl)phthalate	117-81-7	< 7.9	U	340	7.9	ug/Kg
Di-n-octyl phthalate	117-84-0	< 8.2	U	340	8.2	ug/Kg

Chemtech Consulting Group

SVOC

SDG No.: S3541-01

Client: Shaw E & I, Inc.

Sample ID: S3541-14 **Client ID:** B-10(28-33)

Date Collected: 7/11/04 **Date Received:** 7/12/04
Date Analyzed: 7/16/04 **Matrix:** SOIL
Date Extracted: 7/15/04 **File ID:** BE012700.D
Dilution: 1 **Instrument ID:** BNAE
Analytical Method: 8270 **Analytical Run ID:**
Sample Wt/Vol: 15.2 **Extract Vol:** 500
Injection Vol: 2 **% Moisture:** 5
Associated Blank:

Parameter	CAS Number	Concentration	C	RDL	MDL	Units
TARGETS						
Benzo(b)fluoranthene	205-99-2	< 18	U	340	18	ug/Kg
Benzo(k)fluoranthene	207-08-9	< 12	U	340	12	ug/Kg
Benzo(a)pyrene	50-32-8	< 5.9	U	340	5.9	ug/Kg
Indeno(1,2,3-cd)pyrene	193-39-5	< 8.3	U	340	8.3	ug/Kg
Dibenz(a,h)anthracene	53-70-3	< 10	U	340	10	ug/Kg
Benzo(g,h,i)perylene	191-24-2	< 15	U	340	15	ug/Kg
SURROGATES						
2-Fluorophenol	367-12-4	255.32	85 %	25 - 121		SPK: 300
Phenol-d5	13127-88-3	279.01	93 %	24 - 113		SPK: 300
Nitrobenzene-d5	4165-60-0	160.32	80 %	23 - 120		SPK: 200
2-Fluorobiphenyl	321-60-8	169.24	85 %	30 - 116		SPK: 200
2,4,6-Tribromophenol	118-79-6	255.4	85 %	19 - 122		SPK: 300
Terphenyl-d14	1718-51-0	177.03	89 %	18 - 137		SPK: 200
INTERNAL STANDARDS						
1,4-Dichlorobenzene-d4	3855-82-1	218113	3.47			
Naphthalene-d8	1146-65-2	799291	4.24			
Acenaphthene-d10	15067-26-2	462782	5.33			
Phenanthrene-d10	1517-22-2	797233	6.31			
Chrysene-d12	1719-03-5	731424	8.39			
Perylene-d12	1520-96-3	738779	9.98			
TENTITIVE IDENTIFIED COMPOUNDS						
ACP		390	A	2.50		ug/Kg
3-Eicosene, (E)-	74685339	480	J	8.17		ug/Kg
Squalene	7683649	450	J	9.15		ug/Kg

Chemtech Consulting Group

SVOC

SDG No.: S3541-01

Client: Shaw E & I, Inc.

Sample ID: S3541-15 **Client ID:** B-11(28-33)

Date Collected: 7/11/04 **Date Received:** 7/12/04
Date Analyzed: 7/16/04 **Matrix:** SOIL
Date Extracted: 7/15/04 **File ID:** BE012693.D
Dilution: 1 **Instrument ID:** BNAE
Analytical Method: 8270 **Analytical Run ID:**
Sample Wt/Vol: 15.1 **Extract Vol:** 500
Injection Vol: 2 **% Moisture:** 5
Associated Blank:

Parameter	CAS Number	Concentration	C	RDL	MDL	Units
TARGETS						
Phenol	108-95-2	< 14	U	340	14	ug/Kg
bis(2-Chloroethyl)ether	111-44-4	< 17	U	340	17	ug/Kg
2-Chlorophenol	95-57-8	< 15	U	340	15	ug/Kg
1,2-Dichlorobenzene	95-50-1	< 19	U	340	19	ug/Kg
1,3-Dichlorobenzene	541-73-1	< 13	U	340	13	ug/Kg
1,4-Dichlorobenzene	106-46-7	< 14	U	340	14	ug/Kg
Benzyl Alcohol	100-51-6	< 8.6	U	340	8.6	ug/Kg
2-Methylphenol	95-48-7	< 22	U	340	22	ug/Kg
2,2-oxybis(1-Chloropropane)	108-60-1	< 19	U	340	19	ug/Kg
3+4-Methylphenols	106-44-5	< 16	U	340	16	ug/Kg
N-Nitroso-di-n-propylamine	621-64-7	< 15	U	340	15	ug/Kg
Hexachloroethane	67-72-1	< 16	U	340	16	ug/Kg
Nitrobenzene	98-95-3	< 18	U	340	18	ug/Kg
Isophorone	78-59-1	< 13	U	340	13	ug/Kg
2-Nitrophenol	88-75-5	< 14	U	340	14	ug/Kg
2,4-Dimethylphenol	105-67-9	< 19	U	340	19	ug/Kg
bis(2-Chloroethoxy)methane	111-91-1	< 16	U	340	16	ug/Kg
2,4-Dichlorophenol	120-83-2	< 12	U	340	12	ug/Kg
1,2,4-Trichlorobenzene	120-82-1	< 9.9	U	340	9.9	ug/Kg
Benzoic acid	65-85-0	< 13	U	340	13	ug/Kg
Naphthalene	91-20-3	< 7.5	U	340	7.5	ug/Kg
4-Chloroaniline	106-47-8	< 130	U	340	130	ug/Kg
Hexachlorobutadiene	87-68-3	< 12	U	340	12	ug/Kg
4-Chloro-3-methylphenol	59-50-7	< 10	U	340	10	ug/Kg
2-Methylnaphthalene	91-57-6	< 6.0	U	340	6.0	ug/Kg
Hexachlorocyclopentadiene	77-47-4	< 8.7	U	340	8.7	ug/Kg
2,4,6-Trichlorophenol	88-06-2	< 13	U	340	13	ug/Kg
2,4,5-Trichlorophenol	95-95-4	< 23	U	870	23	ug/Kg
2-Chloronaphthalene	91-58-7	< 7.2	U	340	7.2	ug/Kg
2-Nitroaniline	88-74-4	< 13	U	870	13	ug/Kg

Chemtech Consulting Group

SVOC

SDG No.: S3541-01

Client: Shaw E & I, Inc.

Sample ID: S3541-15 **Client ID:** B-11(28-33)

Date Collected: 7/11/04 **Date Received:** 7/12/04
Date Analyzed: 7/16/04 **Matrix:** SOIL
Date Extracted: 7/15/04 **File ID:** BE012693.D
Dilution: 1 **Instrument ID:** BNAE
Analytical Method: 8270 **Analytical Run ID:**
Sample Wt/Vol: 15.1 **Extract Vol:** 500
Injection Vol: 2 **% Moisture:** 5
Associated Blank:

Parameter	CAS Number	Concentration	C	RDL	MDL	Units
TARGETS						
Dimethylphthalate	131-11-3	< 8.2	U	340	8.2	ug/Kg
Acenaphthylene	208-96-8	< 10	U	340	10	ug/Kg
2,6-Dinitrotoluene	606-20-2	< 15	U	340	15	ug/Kg
3-Nitroaniline	99-09-2	< 56	U	870	56	ug/Kg
Acenaphthene	83-32-9	< 7.6	U	340	7.6	ug/Kg
2,4-Dinitrophenol	51-28-5	< 15	U	870	15	ug/Kg
4-Nitrophenol	100-02-7	< 34	U	870	34	ug/Kg
Dibenzofuran	132-64-9	< 11	U	340	11	ug/Kg
2,4-Dinitrotoluene	121-14-2	< 6.9	U	340	6.9	ug/Kg
Diethylphthalate	84-66-2	< 11	U	340	11	ug/Kg
4-Chlorophenyl-phenylether	7005-72-3	< 8.6	U	340	8.6	ug/Kg
Fluorene	86-73-7	< 9.8	U	340	9.8	ug/Kg
4-Nitroaniline	100-01-6	< 27	U	870	27	ug/Kg
4,6-Dinitro-2-methylphenol	534-52-1	< 20	U	870	20	ug/Kg
N-Nitrosodiphenylamine	86-30-6	< 8.8	U	340	8.8	ug/Kg
Azobenzene	103-33-3	< 9.8	U	340	9.8	ug/Kg
4-Bromophenyl-phenylether	101-55-3	< 9.1	U	340	9.1	ug/Kg
Hexachlorobenzene	118-74-1	< 6.5	U	340	6.5	ug/Kg
Pentachlorophenol	87-86-5	< 11	U	870	11	ug/Kg
Phenanthrene	85-01-8	< 7.7	U	340	7.7	ug/Kg
Anthracene	120-12-7	< 8.2	U	340	8.2	ug/Kg
Di-n-butylphthalate	84-74-2	< 4.6	U	340	4.6	ug/Kg
Fluoranthene	206-44-0	< 4.8	U	340	4.8	ug/Kg
Pyrene	129-00-0	< 6.2	U	340	6.2	ug/Kg
Butylbenzylphthalate	85-68-7	< 12	U	340	12	ug/Kg
3,3-Dichlorobenzidine	91-94-1	< 55	U	340	55	ug/Kg
Benzo(a)anthracene	56-55-3	< 5.2	U	340	5.2	ug/Kg
Chrysene	218-01-9	< 11	U	340	11	ug/Kg
bis(2-Ethylhexyl)phthalate	117-81-7	< 7.9	U	340	7.9	ug/Kg
Di-n-octyl phthalate	117-84-0	< 8.2	U	340	8.2	ug/Kg

Chemtech Consulting Group

SVOC

SDG No.: S3541-01

Client: Shaw E & I, Inc.

Sample ID:	S3541-15	**Client ID:**	B-11(28-33)
Date Collected:	7/11/04	**Date Received:**	7/12/04
Date Analyzed:	7/16/04	**Matrix:**	SOIL
Date Extracted:	7/15/04	**File ID:**	BE012693.D
Dilution:	1	**Instrument ID:**	BNAE
Analytical Method:	8270	**Analytical Run ID:**	
Sample Wt/Vol:	15.1	**Extract Vol:**	500
Injection Vol:	2	**% Moisture:**	5
Associated Blank:			

Parameter	CAS Number	Concentration	C	RDL	MDL	Units
TARGETS						
Benzo(b)fluoranthene	205-99-2	< 18	U	340	18	ug/Kg
Benzo(k)fluoranthene	207-08-9	< 12	U	340	12	ug/Kg
Benzo(a)pyrene	50-32-8	< 6.0	U	340	6.0	ug/Kg
Indeno(1,2,3-cd)pyrene	193-39-5	< 8.4	U	340	8.4	ug/Kg
Dibenz(a,h)anthracene	53-70-3	< 10	U	340	10	ug/Kg
Benzo(g,h,i)perylene	191-24-2	< 15	U	340	15	ug/Kg
SURROGATES						
2-Fluorophenol	367-12-4	264.43	88 %	25 - 121		SPK: 300
Phenol-d5	13127-88-3	279.58	93 %	24 - 113		SPK: 300
Nitrobenzene-d5	4165-60-0	170.71	85 %	23 - 120		SPK: 200
2-Fluorobiphenyl	321-60-8	171.06	86 %	30 - 116		SPK: 200
2,4,6-Tribromophenol	118-79-6	255.58	85 %	19 - 122		SPK: 300
Terphenyl-d14	1718-51-0	174.89	87 %	18 - 137		SPK: 200
INTERNAL STANDARDS						
1,4-Dichlorobenzene-d4	3855-82-1	205824	3.46			
Naphthalene-d8	1146-65-2	723054	4.24			
Acenaphthene-d10	15067-26-2	429954	5.33			
Phenanthrene-d10	1517-22-2	734647	6.31			
Chrysene-d12	1719-03-5	690496	8.36			
Perylene-d12	1520-96-3	708073	9.94			
TENTITIVE IDENTIFIED COMPOUNDS						
ACP		360	A	2.50		ug/Kg
1-Docosene	1599673	320	J	8.14		ug/Kg
9-Octadecenamide, (Z)-	301020	150	J	9.05		ug/Kg
Squalene	7683649	550	J	9.12		ug/Kg

Chemtech Consulting Group

SVOC

SDG No.: S3541-01

Client: Shaw E & I, Inc.

Sample ID: S3541-16 **Client ID:** B-12(28-33)

Date Collected: 7/11/04 **Date Received:** 7/12/04
Date Analyzed: 7/16/04 **Matrix:** SOIL
Date Extracted: 7/15/04 **File ID:** BE012692.D
Dilution: 1 **Instrument ID:** BNAE
Analytical Method: 8270 **Analytical Run ID:**
Sample Wt/Vol: 15.3 **Extract Vol:** 500
Injection Vol: 2 **% Moisture:** 7
Associated Blank:

Parameter	CAS Number	Concentration	C	RDL	MDL	Units
TARGETS						
Phenol	108-95-2	< 15	U	350	15	ug/Kg
bis(2-Chloroethyl)ether	111-44-4	< 17	U	350	17	ug/Kg
2-Chlorophenol	95-57-8	< 15	U	350	15	ug/Kg
1,2-Dichlorobenzene	95-50-1	< 19	U	350	19	ug/Kg
1,3-Dichlorobenzene	541-73-1	< 13	U	350	13	ug/Kg
1,4-Dichlorobenzene	106-46-7	< 15	U	350	15	ug/Kg
Benzyl Alcohol	100-51-6	< 8.7	U	350	8.7	ug/Kg
2-Methylphenol	95-48-7	< 22	U	350	22	ug/Kg
2;2-oxybis(1-Chloropropane)	108-60-1	< 19	U	350	19	ug/Kg
3+4-Methylphenols	106-44-5	< 16	U	350	16	ug/Kg
N-Nitroso-di-n-propylamine	621-64-7	< 15	U	350	15	ug/Kg
Hexachloroethane	67-72-1	< 17	U	350	17	ug/Kg
Nitrobenzene	98-95-3	< 18	U	350	18	ug/Kg
Isophorone	78-59-1	< 13	U	350	13	ug/Kg
2-Nitrophenol	88-75-5	< 14	U	350	14	ug/Kg
2,4-Dimethylphenol	105-67-9	< 19	U	350	19	ug/Kg
bis(2-Chloroethoxy)methane	111-91-1	< 16	U	350	16	ug/Kg
2,4-Dichlorophenol	120-83-2	< 12	U	350	12	ug/Kg
1,2,4-Trichlorobenzene	120-82-1	< 10	U	350	10	ug/Kg
Benzoic acid	65-85-0	< 13	U	350	13	ug/Kg
Naphthalene	91-20-3	< 7.6	U	350	7.6	ug/Kg
4-Chloroaniline	106-47-8	< 130	U	350	130	ug/Kg
Hexachlorobutadiene	87-68-3	< 12	U	350	12	ug/Kg
4-Chloro-3-methylphenol	59-50-7	< 10	U	350	10	ug/Kg
2-Methylnaphthalene	91-57-6	< 6.0	U	350	6.0	ug/Kg
Hexachlorocyclopentadiene	77-47-4	< 8.8	U	350	8.8	ug/Kg
2,4,6-Trichlorophenol	88-06-2	< 13	U	350	13	ug/Kg
2,4,5-Trichlorophenol	95-95-4	< 23	U	880	23	ug/Kg
2-Chloronaphthalene	91-58-7	< 7.3	U	350	7.3	ug/Kg
2-Nitroaniline	88-74-4	< 13	U	880	13	ug/Kg

Chemtech Consulting Group

SVOC

SDG No.: S3541-01

Client: Shaw E & I, Inc.

Sample ID: S3541-16 **Client ID:** B-12(28-33)

Date Collected: 7/11/04 **Date Received:** 7/12/04
Date Analyzed: 7/16/04 **Matrix:** SOIL
Date Extracted: 7/15/04 **File ID:** BE012692.D
Dilution: 1 **Instrument ID:** BNAE
Analytical Method: 8270 **Analytical Run ID:**
Sample Wt/Vol: 15.3 **Extract Vol:** 500
Injection Vol: 2 **% Moisture:** 7
Associated Blank:

Parameter	CAS Number	Concentration	C	RDL	MDL	Units
TARGETS						
Dimethylphthalate	131-11-3	< 8.4	U	350	8.4	ug/Kg
Acenaphthylene	208-96-8	< 10	U	350	10	ug/Kg
2,6-Dinitrotoluene	606-20-2	< 15	U	350	15	ug/Kg
3-Nitroaniline	99-09-2	< 56	U	880	56	ug/Kg
Acenaphthene	83-32-9	< 7.7	U	350	7.7	ug/Kg
2,4-Dinitrophenol	51-28-5	< 15	U	880	15	ug/Kg
4-Nitrophenol	100-02-7	< 34	U	880	34	ug/Kg
Dibenzofuran	132-64-9	< 12	U	350	12	ug/Kg
2,4-Dinitrotoluene	121-14-2	< 7.0	U	350	7.0	ug/Kg
Diethylphthalate	84-66-2	< 11	U	350	11	ug/Kg
4-Chlorophenyl-phenylether	7005-72-3	< 8.7	U	350	8.7	ug/Kg
Fluorene	86-73-7	< 9.9	U	350	9.9	ug/Kg
4-Nitroaniline	100-01-6	< 27	U	880	27	ug/Kg
4,6-Dinitro-2-methylphenol	534-52-1	< 20	U	880	20	ug/Kg
N-Nitrosodiphenylamine	86-30-6	< 8.9	U	350	8.9	ug/Kg
Azobenzene	103-33-3	< 9.9	U	350	9.9	ug/Kg
4-Bromophenyl-phenylether	101-55-3	< 9.2	U	350	9.2	ug/Kg
Hexachlorobenzene	118-74-1	< 6.6	U	350	6.6	ug/Kg
Pentachlorophenol	87-86-5	< 11	U	880	11	ug/Kg
Phenanthrene	85-01-8	< 7.8	U	350	7.8	ug/Kg
Anthracene	120-12-7	< 8.4	U	350	8.4	ug/Kg
Di-n-butylphthalate	84-74-2	< 4.7	U	350	4.7	ug/Kg
Fluoranthene	206-44-0	< 4.9	U	350	4.9	ug/Kg
Pyrene	129-00-0	< 6.2	U	350	6.2	ug/Kg
Butylbenzylphthalate	85-68-7	< 12	U	350	12	ug/Kg
3,3-Dichlorobenzidine	91-94-1	< 56	U	350	56	ug/Kg
Benzo(a)anthracene	56-55-3	< 5.3	U	350	5.3	ug/Kg
Chrysene	218-01-9	< 11	U	350	11	ug/Kg
bis(2-Ethylhexyl)phthalate	117-81-7	< 8.0	U	350	8.0	ug/Kg
Di-n-octyl phthalate	117-84-0	< 8.4	U	350	8.4	ug/Kg

Chemtech Consulting Group

SVOC

SDG No.: S3541-01

Client: Shaw E & I, Inc.

Sample ID: S3541-16 **Client ID:** B-12(28-33)

Date Collected: 7/11/04 **Date Received:** 7/12/04
Date Analyzed: 7/16/04 **Matrix:** SOIL
Date Extracted: 7/15/04 **File ID:** BE012692.D
Dilution: 1 **Instrument ID:** BNAE
Analytical Method: 8270 **Analytical Run ID:**
Sample Wt/Vol: 15.3 **Extract Vol:** 500
Injection Vol: 2 **% Moisture:** 7
Associated Blank:

Parameter	CAS Number	Concentration	C	RDL	MDL	Units
TARGETS						
Benzo(b)fluoranthene	205-99-2	< 19	U	350	19	ug/Kg
Benzo(k)fluoranthene	207-08-9	< 12	U	350	12	ug/Kg
Benzo(a)pyrene	50-32-8	< 6.0	U	350	6.0	ug/Kg
Indeno(1,2,3-cd)pyrene	193-39-5	< 8.5	U	350	8.5	ug/Kg
Dibenz(a,h)anthracene	53-70-3	< 10	U	350	10	ug/Kg
Benzo(g,h,i)perylene	191-24-2	< 15	U	350	15	ug/Kg
SURROGATES						
2-Fluorophenol	367-12-4	256.42	85 %	25 - 121		SPK: 300
Phenol-d5	13127-88-3	280.81	94 %	24 - 113		SPK: 300
Nitrobenzene-d5	4165-60-0	164.09	82 %	23 - 120		SPK: 200
2-Fluorobiphenyl	321-60-8	169.64	85 %	30 - 116		SPK: 200
2,4,6-Tribromophenol	118-79-6	256.84	86 %	19 - 122		SPK: 300
Terphenyl-d14	1718-51-0	175.16	88 %	18 - 137		SPK: 200
INTERNAL STANDARDS						
1,4-Dichlorobenzene-d4	3855-82-1	219614	3.46			
Naphthalene-d8	1146-65-2	801235	4.24			
Acenaphthene-d10	15067-26-2	469985	5.33			
Phenanthrene-d10	1517-22-2	806245	6.32			
Chrysene-d12	1719-03-5	757736	8.41			
Perylene-d12	1520-96-3	759041	10.00			
TENTITIVE IDENTIFIED COMPOUNDS						
ACP		410	A	2.50		ug/Kg
1-Nonadecanol	1454848	300	J	8.19		ug/Kg
Squalene	7683649	260	J	9.18		ug/Kg

Previous **CHEMTECH** Next

Order ID:	S3541	Order Date:	7/13/2004 11:49:24 AM	Project Mgr:	kurt
Client:	Shaw E & I, Inc.	Project:	NYC Adams Brush	Report:	NYS ASP B
Contact:	Mike Sherwood	Last Sample Receive Date:	7/12/2004 6:15:00 PM	EDD:	EXCEL NOCLEANUP
ClientID:	SHAW12	SignOff Date:	7/13/2004 6:42:51 PM		

Lab ID	Client ID	Matrix	Sample Date	Test	Test Group	Method	Priority	FAX	HCopy
S3541-01	B-1(33-35)	Solid	7/10/2004 9:30:00 AM						
				Cyanide		9012	5 Bus. Days	7/19/04 6:15:00 PM	7/26/04 6:15:00 PM
				Mercury	METALS-TAL	7471	5 Bus. Days	7/19/04 6:15:00 PM	7/26/04 6:15:00 PM
				Metals ICP-TAL	METALS-TAL	6010	5 Bus. Days	7/19/04 6:15:00 PM	7/26/04 6:15:00 PM
				Percent Solids		Chemtech - SOP	5 Bus. Days	7/19/04 6:15:00 PM	7/26/04 6:15:00 PM
				SVOC-Chemtech Full - 25		8270	5 Bus. Days	7/19/04 6:15:00 PM	7/26/04 6:15:00 PM
				VOC-Chemtech Full -15		8260	5 Bus. Days	7/19/04 6:15:00 PM	7/26/04 6:15:00 PM
S3541-02	B-2(28-32)	Solid	7/10/2004 10:35:00 AM						
				Cyanide		9012	5 Bus. Days	7/19/04 6:15:00 PM	7/26/04 6:15:00 PM
				Mercury	METALS-TAL	7471	5 Bus. Days	7/19/04 6:15:00 PM	7/26/04 6:15:00 PM
				Metals ICP-TAL	METALS-TAL	6010	5 Bus. Days	7/19/04 6:15:00 PM	7/26/04 6:15:00 PM
				Percent Solids		Chemtech - SOP	5 Bus. Days	7/19/04 6:15:00 PM	7/26/04 6:15:00 PM
				SVOC-Chemtech Full - 25		8270	5 Bus. Days	7/19/04 6:15:00 PM	7/26/04 6:15:00 PM
				VOC-Chemtech Full -15		8260	5 Bus. Days	7/19/04 6:15:00 PM	7/26/04 6:15:00 PM
S3541-03	B-3(28-33)	Solid	7/10/2004 11:40:00 AM						
				Cyanide		9012	5 Bus.	7/19/04 6:15:00 PM	7/26/04 6:15:00 PM

								Days		
				Mercury	METALS-TAL	7471	5 Bus. Days	7/19/04 6:15:00 PM	7/26/04 6:15:00 PM
				Metals ICP-TAL	METALS-TAL	6010	5 Bus. Days	7/19/04 6:15:00 PM	7/26/04 6:15:00 PM
				Percent Solids		Chemtech - SOP	5 Bus. Days	7/19/04 6:15:00 PM	7/26/04 6:15:00 PM
				SVOC-Chemtech Full - 25		8270	5 Bus. Days	7/19/04 6:15:00 PM	7/26/04 6:15:00 PM
				VOC-Chemtech Full -15		8260	5 Bus. Days	7/19/04 6:15:00 PM	7/26/04 6:15:00 PM
S3541-04	B-4(28-32)	Solid	7/10/2004 12:37:00 PM						
				Cyanide		9012	5 Bus. Days	7/19/04 6:15:00 PM	7/26/04 6:15:00 PM
				Mercury	METALS-TAL	7471	5 Bus. Days	7/19/04 6:15:00 PM	7/26/04 6:15:00 PM
				Metals ICP-TAL	METALS-TAL	6010	5 Bus. Days	7/19/04 6:15:00 PM	7/26/04 6:15:00 PM
				Percent Solids		Chemtech - SOP	5 Bus. Days	7/19/04 6:15:00 PM	7/26/04 6:15:00 PM
				SVOC-Chemtech Full - 25		8270	5 Bus. Days	7/19/04 6:15:00 PM	7/26/04 6:15:00 PM
				VOC-Chemtech Full -15		8260	5 Bus. Days	7/19/04 6:15:00 PM	7/26/04 6:15:00 PM
S3541-05	B-5(23-28)MS	Solid	7/10/2004 12:57:00 PM						
				Cyanide		9012	5 Bus. Days	7/19/04 6:15:00 PM	7/26/04 6:15:00 PM
				Mercury	METALS-TAL	7471	5 Bus. Days	7/19/04 6:15:00 PM	7/26/04 6:15:00 PM
				Metals ICP-TAL	METALS-TAL	6010	5 Bus. Days	7/19/04 6:15:00 PM	7/26/04 6:15:00 PM
				Percent Solids		Chemtech - SOP	5 Bus. Days	7/19/04 6:15:00 PM	7/26/04 6:15:00 PM
				SVOC-Chemtech Full - 25		8270	5 Bus. Days	7/19/04 6:15:00 PM	7/26/04 6:15:00 PM
				VOC-Chemtech Full -15		8260	5 Bus. Days	7/19/04 6:15:00 PM	7/26/04 6:15:00 PM
S3541-	B-5(23-28)	Solid	7/10/2004 12:57:00 PM						

06	MSD								
				Cyanide		9012	5 Bus. Days	7/19/04 6:15:00 PM	7/26/04 6:15:00 PM
				Mercury	METALS-TAL	7471	5 Bus. Days	7/19/04 6:15:00 PM	7/26/04 6:15:00 PM
				Metals ICP-TAL	METALS-TAL	6010	5 Bus. Days	7/19/04 6:15:00 PM	7/26/04 6:15:00 PM
				Percent Solids		Chemtech - SOP	5 Bus. Days	7/19/04 6:15:00 PM	7/26/04 6:15:00 PM
				SVOC-Chemtech Full - 25		8270	5 Bus. Days	7/19/04 6:15:00 PM	7/26/04 6:15:00 PM
				VOC-Chemtech Full -15		8260	5 Bus. Days	7/19/04 6:15:00 PM	7/26/04 6:15:00 PM
S3541-07	B-5(28-33)	Solid	7/10/2004 1:05:00 PM						
				Cyanide		9012	5 Bus. Days	7/19/04 6:15:00 PM	7/26/04 6:15:00 PM
				Mercury	METALS-TAL	7471	5 Bus. Days	7/19/04 6:15:00 PM	7/26/04 6:15:00 PM
				Metals ICP-TAL	METALS-TAL	6010	5 Bus. Days	7/19/04 6:15:00 PM	7/26/04 6:15:00 PM
				Percent Solids		Chemtech - SOP	5 Bus. Days	7/19/04 6:15:00 PM	7/26/04 6:15:00 PM
				SVOC-Chemtech Full - 25		8270	5 Bus. Days	7/19/04 6:15:00 PM	7/26/04 6:15:00 PM
				VOC-Chemtech Full -15		8260	5 Bus. Days	7/19/04 6:15:00 PM	7/26/04 6:15:00 PM
S3541-08	B-6(28-33)	Solid	7/10/2004 2:12:00 PM						
				Cyanide		9012	5 Bus. Days	7/19/04 6:15:00 PM	7/26/04 6:15:00 PM
				Mercury	METALS-TAL	7471	5 Bus. Days	7/19/04 6:15:00 PM	7/26/04 6:15:00 PM
				Metals ICP-TAL	METALS-TAL	6010	5 Bus. Days	7/19/04 6:15:00 PM	7/26/04 6:15:00 PM
				Percent Solids		Chemtech - SOP	5 Bus. Days	7/19/04 6:15:00 PM	7/26/04 6:15:00 PM
				SVOC-Chemtech Full - 25		8270	5 Bus. Days	7/19/04 6:15:00 PM	7/26/04 6:15:00 PM
				VOC-Chemtech Full -15		8260	5 Bus. Days	7/19/04 6:15:00 PM	7/26/04 6:15:00 PM

S3541-09	B-7(28-33)	Solid	7/10/2004 2:57:00 PM						
				Cyanide		9012	5 Bus. Days	7/19/04 6:15:00 PM	7/26/04 6:15:00 PM
				Mercury	METALS-TAL	7471	5 Bus. Days	7/19/04 6:15:00 PM	7/26/04 6:15:00 PM
				Metals ICP-TAL	METALS-TAL	6010	5 Bus. Days	7/19/04 6:15:00 PM	7/26/04 6:15:00 PM
				Percent Solids		Chemtech - SOP	5 Bus. Days	7/19/04 6:15:00 PM	7/26/04 6:15:00 PM
				SVOC-Chemtech Full - 25		8270	5 Bus. Days	7/19/04 6:15:00 PM	7/26/04 6:15:00 PM
				VOC-Chemtech Full -15		8260	5 Bus. Days	7/19/04 6:15:00 PM	7/26/04 6:15:00 PM
S3541-10	FIELDBLANK	Water	7/10/2004 3:05:00 PM						
				Cyanide		9012	5 Bus. Days	7/19/04 6:15:00 PM	7/26/04 6:15:00 PM
				Mercury	METALS-TAL	7470	5 Bus. Days	7/19/04 6:15:00 PM	7/26/04 6:15:00 PM
				Metals ICP-TAL	METALS-TAL	6010	5 Bus. Days	7/19/04 6:15:00 PM	7/26/04 6:15:00 PM
				SVOC-Chemtech Full - 25		8270	5 Bus. Days	7/19/04 6:15:00 PM	7/26/04 6:15:00 PM
				VOC-Chemtech Full -15		8260	5 Bus. Days	7/19/04 6:15:00 PM	7/26/04 6:15:00 PM
S3541-11	DUP071004	Solid	7/10/2004 8:00:00 AM						
				Cyanide		9012	5 Bus. Days	7/19/04 6:15:00 PM	7/26/04 6:15:00 PM
				Mercury	METALS-TAL	7471	5 Bus. Days	7/19/04 6:15:00 PM	7/26/04 6:15:00 PM
				Metals ICP-TAL	METALS-TAL	6010	5 Bus. Days	7/19/04 6:15:00 PM	7/26/04 6:15:00 PM
				Percent Solids		Chemtech - SOP	5 Bus. Days	7/19/04 6:15:00 PM	7/26/04 6:15:00 PM
				SVOC-Chemtech Full - 25		8270	5 Bus. Days	7/19/04 6:15:00 PM	7/26/04 6:15:00 PM
				VOC-Chemtech Full -15		8260	5 Bus. Days	7/19/04 6:15:00 PM	7/26/04 6:15:00 PM
S3541-									

12	B-8(28-33)	Solid	7/11/2004 8:00:00 AM							
				Cyanide		9012	5 Bus. Days	7/19/04 6:15:00 PM	7/26/04 6:15:00 PM	
				Mercury	METALS-TAL	7471	5 Bus. Days	7/19/04 6:15:00 PM	7/26/04 6:15:00 PM	
				Metals ICP-TAL	METALS-TAL	6010	5 Bus. Days	7/19/04 6:15:00 PM	7/26/04 6:15:00 PM	
				Percent Solids		Chemtech - SOP	5 Bus. Days	7/19/04 6:15:00 PM	7/26/04 6:15:00 PM	
				SVOC-Chemtech Full - 25		8270	5 Bus. Days	7/19/04 6:15:00 PM	7/26/04 6:15:00 PM	
				VOC-Chemtech Full -15		8260	5 Bus. Days	7/19/04 6:15:00 PM	7/26/04 6:15:00 PM	
S3541-13	B-9(28-33)	Solid	7/11/2004 8:32:00 AM							
				Cyanide		9012	5 Bus. Days	7/19/04 6:15:00 PM	7/26/04 6:15:00 PM	
				Mercury	METALS-TAL	7471	5 Bus. Days	7/19/04 6:15:00 PM	7/26/04 6:15:00 PM	
				Metals ICP-TAL	METALS-TAL	6010	5 Bus. Days	7/19/04 6:15:00 PM	7/26/04 6:15:00 PM	
				Percent Solids		Chemtech - SOP	5 Bus. Days	7/19/04 6:15:00 PM	7/26/04 6:15:00 PM	
				SVOC-Chemtech Full - 25		8270	5 Bus. Days	7/19/04 6:15:00 PM	7/26/04 6:15:00 PM	
				VOC-Chemtech Full -15		8260	5 Bus. Days	7/19/04 6:15:00 PM	7/26/04 6:15:00 PM	
S3541-14	B-10(28-33)	Solid	7/11/2004 9:08:00 AM							
				Cyanide		9012	5 Bus. Days	7/19/04 6:15:00 PM	7/26/04 6:15:00 PM	
				Mercury	METALS-TAL	7471	5 Bus. Days	7/19/04 6:15:00 PM	7/26/04 6:15:00 PM	
				Metals ICP-TAL	METALS-TAL	6010	5 Bus. Days	7/19/04 6:15:00 PM	7/26/04 6:15:00 PM	
				Percent Solids		Chemtech - SOP	5 Bus. Days	7/19/04 6:15:00 PM	7/26/04 6:15:00 PM	
				SVOC-Chemtech Full - 25		8270	5 Bus. Days	7/19/04 6:15:00 PM	7/26/04 6:15:00 PM	
				VOC-Chemtech Full -15		8260	5 Bus. Days	7/19/04 6:15:00 PM	7/26/04 6:15:00 PM	

S3541-15	B-11(28-33)	Solid	7/11/2004 9:34:00 AM						
				Cyanide		9012	5 Bus. Days	7/19/04 6:15:00 PM	7/26/04 6:15:00 PM
				Mercury	METALS-TAL	7471	5 Bus. Days	7/19/04 6:15:00 PM	7/26/04 6:15:00 PM
				Metals ICP-TAL	METALS-TAL	6010	5 Bus. Days	7/19/04 6:15:00 PM	7/26/04 6:15:00 PM
				Percent Solids		Chemtech - SOP	5 Bus. Days	7/19/04 6:15:00 PM	7/26/04 6:15:00 PM
				SVOC-Chemtech Full - 25		8270	5 Bus. Days	7/19/04 6:15:00 PM	7/26/04 6:15:00 PM
				VOC-Chemtech Full -15		8260	5 Bus. Days	7/19/04 6:15:00 PM	7/26/04 6:15:00 PM
S3541-16	B-12(28-33)	Solid	7/11/2004 10:12:00 AM						
				Cyanide		9012	5 Bus. Days	7/19/04 6:15:00 PM	7/26/04 6:15:00 PM
				Mercury	METALS-TAL	7471	5 Bus. Days	7/19/04 6:15:00 PM	7/26/04 6:15:00 PM
				Metals ICP-TAL	METALS-TAL	6010	5 Bus. Days	7/19/04 6:15:00 PM	7/26/04 6:15:00 PM
				Percent Solids		Chemtech - SOP	5 Bus. Days	7/19/04 6:15:00 PM	7/26/04 6:15:00 PM
				SVOC-Chemtech Full - 25		8270	5 Bus. Days	7/19/04 6:15:00 PM	7/26/04 6:15:00 PM
				VOC-Chemtech Full -15		8260	5 Bus. Days	7/19/04 6:15:00 PM	7/26/04 6:15:00 PM
S3541-17	FIELDBLANK	Water	7/11/2004 10:35:00 AM						
				Cyanide		9012	5 Bus. Days	7/19/04 6:15:00 PM	7/26/04 6:15:00 PM
				Mercury	METALS-TAL	7470	5 Bus. Days	7/19/04 6:15:00 PM	7/26/04 6:15:00 PM
				Metals ICP-TAL	METALS-TAL	6010	5 Bus. Days	7/19/04 6:15:00 PM	7/26/04 6:15:00 PM
				SVOC-Chemtech Full - 25		8270	5 Bus. Days	7/19/04 6:15:00 PM	7/26/04 6:15:00 PM
				VOC-Chemtech Full -15		8260	5 Bus. Days	7/19/04 6:15:00 PM	7/26/04 6:15:00 PM
S3541-									

18	TRIPBLANK	Water	7/11/2004						
				VOC-Chemtech Full -15		8260	5 Bus. Days	7/19/04 6:15:00 PM	7/26/04 6:15:00 PM
S3541-19	B-5(23-28)	Solid	7/10/2004 12:57:00 PM						
				Cyanide		9012	5 Bus. Days	Jul 19 2004 6:15PM	Jul 26 2004 6:15PM
				Mercury	METALS-TAL	7471	5 Bus. Days	Jul 19 2004 6:15PM	Jul 26 2004 6:15PM
				Metals ICP-TAL	METALS-TAL	6010	5 Bus. Days	Jul 19 2004 6:15PM	Jul 26 2004 6:15PM
				Percent Solids		Chemtech - SOP	5 Bus. Days	Jul 19 2004 6:15PM	Jul 26 2004 6:15PM
				SVOC-Chemtech Full - 25		8270	5 Bus. Days	Jul 19 2004 6:15PM	Jul 26 2004 6:15PM
				VOC-Chemtech Full -15		8260	5 Bus. Days	Jul 19 2004 6:15PM	Jul 26 2004 6:15PM

Chemtech Consulting Group

SVOC

SDG No.: S3541-01

Client: Shaw E & I, Inc.

Sample ID: S3541-19 **Client ID:** B-5(23-28)

Date Collected: 7/10/04 **Date Received:** 7/12/04
Date Analyzed: 7/19/04 **Matrix:** SOIL
Date Extracted: 7/17/04 **File ID:** BA012815.D
Dilution: 1 **Instrument ID:** BNAA
Analytical Method: 8270 **Analytical Run ID:** S3541-19
Sample Wt/Vol: 15.1 **Extract Vol:** 500
Injection Vol: 2 **% Moisture:** 5
Associated Blank:

Parameter	CAS Number	Concentration	C	RDL	MDL	Units
TARGETS						
Phenol	108-95-2	< 14	U	350	14	ug/Kg
bis(2-Chloroethyl)ether	111-44-4	< 17	U	350	17	ug/Kg
2-Chlorophenol	95-57-8	< 15	U	350	15	ug/Kg
1,2-Dichlorobenzene	95-50-1	< 19	U	350	19	ug/Kg
1,3-Dichlorobenzene	541-73-1	< 13	U	350	13	ug/Kg
1,4-Dichlorobenzene	106-46-7	< 14	U	350	14	ug/Kg
Benzyl Alcohol	100-51-6	< 8.6	U	350	8.6	ug/Kg
2-Methylphenol	95-48-7	< 22	U	350	22	ug/Kg
2,2-oxybis(1-Chloropropane)	108-60-1	< 19	U	350	19	ug/Kg
3+4-Methylphenols	106-44-5	< 16	U	350	16	ug/Kg
N-Nitroso-di-n-propylamine	621-64-7	< 15	U	350	15	ug/Kg
Hexachloroethane	67-72-1	< 17	U	350	17	ug/Kg
Nitrobenzene	98-95-3	< 18	U	350	18	ug/Kg
Isophorone	78-59-1	< 13	U	350	13	ug/Kg
2-Nitrophenol	88-75-5	< 14	U	350	14	ug/Kg
2,4-Dimethylphenol	105-67-9	< 19	U	350	19	ug/Kg
bis(2-Chloroethoxy)methane	111-91-1	< 16	U	350	16	ug/Kg
2,4-Dichlorophenol	120-83-2	< 12	U	350	12	ug/Kg
1,2,4-Trichlorobenzene	120-82-1	< 9.9	U	350	9.9	ug/Kg
Benzoic acid	65-85-0	< 13	U	350	13	ug/Kg
Naphthalene	91-20-3	< 7.5	U	350	7.5	ug/Kg
4-Chloroaniline	106-47-8	< 130	U	350	130	ug/Kg
Hexachlorobutadiene	87-68-3	< 12	U	350	12	ug/Kg
4-Chloro-3-methylphenol	59-50-7	< 10	U	350	10	ug/Kg
2-Methylnaphthalene	91-57-6	< 6.0	U	350	6.0	ug/Kg
Hexachlorocyclopentadiene	77-47-4	< 8.7	U	350	8.7	ug/Kg
2,4,6-Trichlorophenol	88-06-2	< 13	U	350	13	ug/Kg
2,4,5-Trichlorophenol	95-95-4	< 23	U	870	23	ug/Kg
2-Chloronaphthalene	91-58-7	< 7.2	U	350	7.2	ug/Kg
2-Nitroaniline	88-74-4	< 13	U	870	13	ug/Kg

Chemtech Consulting Group

SVOC

SDG No.: S3541-01

Client: Shaw E & I, Inc.

Sample ID: S3541-19 | Client ID: B-5(23-28)

Date Collected: 7/10/04 | Date Received: 7/12/04
Date Analyzed: 7/19/04 | Matrix: SOIL
Date Extracted: 7/17/04 | File ID: BA012815.D
Dilution: 1 | Instrument ID: BNAA
Analytical Method: 8270 | Analytical Run ID: S3541-19
Sample Wt/Vol: 15.1 | Extract Vol: 500
Injection Vol: 2 | % Moisture: 5
Associated Blank:

Parameter	CAS Number	Concentration	C	RDL	MDL	Units
TARGETS						
Dimethylphthalate	131-11-3	< 8.3	U	350	8.3	ug/Kg
Acenaphthylene	208-96-8	< 10	U	350	10	ug/Kg
2,6-Dinitrotoluene	606-20-2	< 15	U	350	15	ug/Kg
3-Nitroaniline	99-09-2	< 56	U	870	56	ug/Kg
Acenaphthene	83-32-9	< 7.6	U	350	7.6	ug/Kg
2,4-Dinitrophenol	51-28-5	< 15	U	870	15	ug/Kg
4-Nitrophenol	100-02-7	< 34	U	870	34	ug/Kg
Dibenzofuran	132-64-9	< 11	U	350	11	ug/Kg
2,4-Dinitrotoluene	121-14-2	< 6.9	U	350	6.9	ug/Kg
Diethylphthalate	84-66-2	< 11	U	350	11	ug/Kg
4-Chlorophenyl-phenylether	7005-72-3	< 8.6	U	350	8.6	ug/Kg
Fluorene	86-73-7	< 9.8	U	350	9.8	ug/Kg
4-Nitroaniline	100-01-6	< 27	U	870	27	ug/Kg
4,6-Dinitro-2-methylphenol	534-52-1	< 20	U	870	20	ug/Kg
N-Nitrosodiphenylamine	86-30-6	< 8.8	U	350	8.8	ug/Kg
Azobenzene	103-33-3	< 9.8	U	350	9.8	ug/Kg
4-Bromophenyl-phenylether	101-55-3	< 9.1	U	350	9.1	ug/Kg
Hexachlorobenzene	118-74-1	< 6.5	U	350	6.5	ug/Kg
Pentachlorophenol	87-86-5	< 11	U	870	11	ug/Kg
Phenanthrene	85-01-8	< 7.7	U	350	7.7	ug/Kg
Anthracene	120-12-7	< 8.3	U	350	8.3	ug/Kg
Di-n-butylphthalate	84-74-2	< 4.6	U	350	4.6	ug/Kg
Fluoranthene	206-44-0	< 4.8	U	350	4.8	ug/Kg
Pyrene	129-00-0	< 6.2	U	350	6.2	ug/Kg
Butylbenzylphthalate	85-68-7	< 12	U	350	12	ug/Kg
3,3-Dichlorobenzidine	91-94-1	< 56	U	350	56	ug/Kg
Benzo(a)anthracene	56-55-3	< 5.2	U	350	5.2	ug/Kg
Chrysene	218-01-9	< 11	U	350	11	ug/Kg
bis(2-Ethylhexyl)phthalate	117-81-7	60	J	350	8.0	ug/Kg
Di-n-octyl phthalate	117-84-0	< 8.3	U	350	8.3	ug/Kg

Chemtech Consulting Group

SVOC

SDG No.: S3541-01

Client: Shaw E & I, Inc.

Sample ID:	S3541-19	**Client ID:**	B-5(23-28)
Date Collected:	7/10/04	**Date Received:**	7/12/04
Date Analyzed:	7/19/04	**Matrix:**	SOIL
Date Extracted:	7/17/04	**File ID:**	BA012815.D
Dilution:	1	**Instrument ID:**	BNAA
Analytical Method:	8270	**Analytical Run ID:**	S3541-19
Sample Wt/Wol:	15.1	**Extract Vol:**	500
Injection Vol:	2	**% Moisture:**	5
Associated Blank:			

Parameter	CAS Number	Concentration	C	RDL	MDL	Units
TARGETS						
Benzo(b)fluoranthene	205-99-2	< 18	U	350	18	ug/Kg
Benzo(k)fluoranthene	207-08-9	< 12	U	350	12	ug/Kg
Benzo(a)pyrene	50-32-8	< 6.0	U	350	6.0	ug/Kg
Indeno(1,2,3-cd)pyrene	193-39-5	< 8.4	U	350	8.4	ug/Kg
Dibenz(a,h)anthracene	53-70-3	< 10	U	350	10	ug/Kg
Benzo(g,h,i)perylene	191-24-2	< 15	U	350	15	ug/Kg
SURROGATES						
2-Fluorophenol	367-12-4	277.47	92 %	25 - 121		SPK: 300
Phenol-d5	13127-88-3	261.51	87 %	24 - 113		SPK: 300
Nitrobenzene-d5	4165-60-0	194.14	97 %	23 - 120		SPK: 200
2-Fluorobiphenyl	321-60-8	227.8	114 %	30 - 116		SPK: 200
2,4,6-Tribromophenol	118-79-6	331.78	111 %	19 - 122		SPK: 300
Terphenyl-d14	1718-51-0	227.54	114 %	18 - 137		SPK: 200
INTERNAL STANDARDS						
1,4-Dichlorobenzene-d4	3855-82-1	286174	6.90			
Naphthalene-d8	1146-65-2	714438	9.27			
Acenaphthene-d10	15067-26-2	394252	12.73			
Phenanthrene-d10	1517-22-2	657271	15.68			
Chrysene-d12	1719-03-5	814675	20.98			
Perylene-d12	1520-96-3	799525	23.95			
TENTITIVE IDENTIFIED COMPOUNDS						
ACP		640	A	4.20		ug/Kg
Hexadecanoic acid	57103	330	J	16.90		ug/Kg

HD
07/20/04

CHEMTECH

284 Sheffield Street, Mountainside, New Jersey 07092
Phone: (908) 789-8900 Fax: (908) 789-8922

FAX RESULTS

Attention:_____ Client:_____

Client Project:_____ Chemtech Project ID: S3541-19

This fax contains data for the following Analytical Fraction:

ANALYSIS	STATUS		SUPERVISOR SIGNATURE
VOC's	Preliminary	Final	_____
SVOC's	Preliminary	Final	[signature] 07/20/04
GC Extractables	Preliminary	Final	_____
Metals	Preliminary	Final	_____
Wet Chem	Preliminary	Final	_____
Other:_____	Preliminary	Final	_____
TPHC*	Preliminary	Final	_____

If other analysis are required based upon the TPHC results, please notify your Chemtech Project Manager **ASAP!**

IF THIS FAX CONTAINS PRELIMINARY DATA, THE FINAL DATA WILL FOLLOW AS SOON AS POSSIBLE.

The data is preliminary due to the following reason (s):

_____ Sample(s) require(s) further dilution. This is indicated by an "E" flag (meaning an Estimated value but, above the calibration range) following the positive value on the result page. The final result will have the same parameter with a positive value followed by a "D" flag (meaning a Diluted value).

_____ Sample(s) require(s) re-run to confirm surrogate or internal standard recoveries outside of QC limits. These sample re-runs are often done as confirmation of matrix interfence. Sometimes the re-run confirms the interference and sometimes it does not. When the confirmation does verify matrix interference the preliminary results with the final results. When confirmation does not verify the matrix interference than the re-run results will be the final results.

Other reason:_____

_____

CHEMTECH

AIN OF CUSTODY RECORD

284 Sheffield Street, Mountainside, NJ 07092
(908) 789-8900 Fax (908) 789-8922
www.chemtech.net

CHEMTECH PROJECT NO. S3541

COC Number 51452

CLIENT INFORMATION

REPORT TO BE SENT TO:

COMPANY: Shaw E&I, Inc.

ADDRESS: 92 North Ave., Suite 202

CITY: New Rochelle STATE: NY ZIP: 10801

ATTENTION: Michael Sherwood

PHONE: 914-633-9324 FAX: 914-633-4685

PROJECT INFORMATION

PROJECT NAME: NYCSCA Adams Bush

PROJECT NO.: 842150 LOCATION: Queens, NY

PROJECT MANAGER: Michael Sherwood

e-mail: Michael.Sherwood@shawgrp.com

PHONE: Same FAX: Same

BILLING INFORMATION

BILL TO: Same PO#:

ADDRESS:

CITY: STATE: ZIP:

ATTENTION: PHONE:

DATA TURNAROUND INFORMATION

X: 5 DAYS *

RD COPY: DAYS *

D: 5 DAYS *

O BE APPROVED BY CHEMTECH

STANDARD TURNAROUND TIME IS 10 BUSINESS DAYS

DATA DELIVERABLE INFORMATION

- ☐ RESULTS ONLY
- ☐ RESULTS + QC
- ☐ New Jersey REDUCED
- ☐ New Jersey CLP
- ☐ EDD FORMAT
- ☐ USEPA CLP
- ☒ New York State ASP "B"
- ☐ New York State ASP "A"
- ☐ Other

ANALYSIS

1 Cyanide Method 9012
2 TAL Metals
3 SVOCs Method 8270
4 Full TCLP
5 VOCs 8260
6
7
8
9

CHEMTECH SAMPLE ID	PROJECT SAMPLE IDENTIFICATION	SAMPLE MATRIX	SAMPLE TYPE COMP	SAMPLE TYPE GRAB	SAMPLE COLLECTION DATE	SAMPLE COLLECTION TIME	# OF BOTTLES	PRESERVATIVES 1	2	3	4	5	6	7	8	9	COMMENTS
1	B-1 (33-35)	Soil		X	7/10/04	0930	2	X	X	X✓	X	X✓					
2	B-2 (28-32)	Soil		X	7/10/04	1035	2	X	X	X✓	X	X✓					
3	B-3 (28-33)	Soil		X	7/10/04	1140	2	X	X	X✓	X	X✓					
4	B-4 (28-32)	Soil		X	7/10/04	1237	2	X	X	X✓	X	X✓					
5	B-5 (23-28) MS	Soil		X	7/10/04	1257	2	X	X	X✓	X	X					
6	B-5 (23-28) MSD	Soil		X	7/10/04	1257	2	X	X	X✓	X	X					
7	B-5 (28-33)	Soil		X	7/10/04	1305	2	X	X	X✓	X	X✓					
8	B-6 (28-33)	Soil		X	7/10/04	1412	2	X	X	X✓	X	X✓					
9	B-7 (28-33)	Soil		X	7/10/04	1457	2	X	X	X✓	X	X✓					
10	Field Blank	~~Soil~~ Water		X	7/10/04	1505	5	X	X	X✓		X✓					

PRESERVATIVES: E1 E2 E3 E4 E5 E6 (24)

COMMENTS: ← Specify Preservatives
A-HCl B-HNO_3
C-H_2SO_4 D-NaOH
E-ICE F-Other

SAMPLE CUSTODY MUST BE DOCUMENTED BELOW EACH TIME SAMPLES CHANGE POSSESSION INCLUDING COURIER DELIVERY

INQUISHED BY SAMPLER:	DATE/TIME:	RECEIVED BY:
Michael Sherwood	7/12/04 12:30	1.
INQUISHED BY:	DATE/TIME:	RECEIVED BY:
—		2. —
INQUISHED BY:	DATE/TIME:	RECEIVED FOR LAB BY:
Impulse	7/12/04 18:15	3. Sunny Patel

Conditions of bottles or coolers at receipt: ☐ Compliant ☐ Non Compliant ☐ Cooler Temp. 4

MeOH extraction requires an additional 4 oz jar for percent solid.

Comments: All Full TCLP Samples is in Project # S3542

Page 1 of 2

SHIPPED VIA: CLIENT: ☐ HAND DELIVERED ☐ OVERNIGHT CHEMTECH: ☒ PICKED UP ☐ OVERNIGHT

Shipment Complete: ☒ YES ☐ NO

WHITE - CHEMTECH COPY FOR RETURN TO CLIENT YELLOW - CHEMTECH COPY PINK - SAMPLER COPY

580

51452

CHEMTECH
CHAIN OF CUSTODY RECORD

284 Sheffield Street, Mountainside, NJ 07092
(908) 789-8900 Fax (908) 789-8922
www.chemtech.net

CHEMTECH PROJECT NO. 53541

COC Number 51453

CLIENT INFORMATION

REPORT TO BE SENT TO:

COMPANY: Shaw E&I, Inc.

ADDRESS: 92 North Ave., Suite 202

CITY: New Rochelle STATE: NY ZIP: 10801

ATTENTION: Michael Sherwood

PHONE: 914-633-9324 FAX: 914-633-4685

PROJECT INFORMATION

PROJECT NAME: NYCSCA Adams Brush

PROJECT NO.: 842150 LOCATION: Queens, NY

PROJECT MANAGER: Michael Sherwood

e-mail: michael.sherwood@shawgrp.com

PHONE: Same FAX: Same

BILLING INFORMATION

BILL TO: Same PO#:

ADDRESS:

CITY: STATE: ZIP:

ATTENTION: PHONE:

DATA TURNAROUND INFORMATION

STD: 5 DAYS *

HARD COPY: DAYS *

EDD: DAYS *

* TO BE APPROVED BY CHEMTECH
STANDARD TURNAROUND TIME IS 10 BUSINESS DAYS

DATA DELIVERABLE INFORMATION

- ☐ RESULTS ONLY
- ☐ RESULTS + QC
- ☐ New Jersey REDUCED
- ☐ New Jersey CLP
- ☐ EDD FORMAT
- ☐ USEPA CLP
- ☒ New York State ASP "B"
- ☐ New York State ASP "A"
- ☐ Other

ANALYSIS

1 Cyanide Method 9012
2 TAL Metals
3 SVOCs Method 8270
4 Full TCLP
5 VOCs 8260
6
7
8
9

CHEMTECH SAMPLE ID	PROJECT SAMPLE IDENTIFICATION	SAMPLE MATRIX	SAMPLE TYPE COMP	SAMPLE TYPE GRAB	SAMPLE COLLECTION DATE	SAMPLE COLLECTION TIME	# OF BOTTLES	PRESERVATIVES 1	2	3	4	5	6	7	8	9	COMMENTS
11	DUP071004	Soil		X	7/10/04	0800	2			✓		✓					
12	B-8 (28-33)	Soil		X	7/11/04	0800	2			✓		✓					
13	B-9 (28-33)	Soil		X	7/11/04	0832	2			✓		✓					
14	B-10 (28-33)	Soil		X	7/11/04	0908	2			✓		✓					
15	B-11 (28-33)	Soil		X	7/11/04	0934	2			✓		✓					
16	B-12 (28-33)	Soil		X	7/11/04	1012	2			✓		✓					
17	Field Blank	Water		X	7/11/04	1035	5	X	X	X		XX					
18	TRIP BLANK	Water			—	—	4					XX					

PRESERVATIVES: ← Specify Preservatives — A-HCl B-HNO_3 C-H_2SO_4 D-NaOH E-ICE F-Other

SAMPLE CUSTODY MUST BE DOCUMENTED BELOW EACH TIME SAMPLES CHANGE POSSESSION INCLUDING COURIER DELIVERY

RELINQUISHED BY SAMPLER:	DATE/TIME:	RECEIVED BY:
Michael Sherwood	7/12/04 12:30	1.
RELINQUISHED BY:	DATE/TIME:	RECEIVED BY: 2.
RELINQUISHED BY: Emerge	DATE/TIME: 7/12/04 18:15	RECEIVED FOR LAB BY: 3. Sunny Kelly

Conditions of bottles or coolers at receipt: ☐ Compliant ☐ Non Compliant ☑ Cooler Temp. 4

MeOH extraction requires an additional 4 oz jar for percent solid.

Comments: All Full TCLP Samples is in Project # 53542

Page 2 of 2

SHIPPED VIA: CLIENT: ☐ HAND DELIVERED ☐ OVERNIGHT CHEMTECH: ☒ PICKED UP ☐ OVERNIGHT

Shipment Complete: ☑ YES ☐ NO

WHITE - CHEMTECH COPY FOR RETURN TO CLIENT YELLOW - CHEMTECH COPY PINK - SAMPLER COPY

581

51453

OCTOBER 2004 DATA

CHEMTECH
CHAIN OF CUSTODY RECORD

284 Sheffield Street, Mountainside, NJ 07092
(908) 789-8900 Fax (908) 789-8922
www.chemtech.net

CHEMTECH JOB NO.: S5514
CHEMTECH QUOTE NO.:

CLIENT INFORMATION

REPORT TO BE SENT TO:
COMPANY: SHAW E+I
ADDRESS: 6 Commerce Dr.
CITY: Harriman STATE: NY ZIP:
ATTENTION: Mike Sherwood
PHONE: 845-492-3182 FAX: 845-492-3101

PROJECT INFORMATION

PROJECT NAME: SCA-Adams Bush
PROJECT NO.: 142150 LOCATION: Queens, NY
PROJECT MANAGER: Mike Sherwood
E-MAIL: Michael.Sherwood@shawgroup.com
PHONE: 845-492-3182 FAX: 845-492-3101

BILLING INFORMATION

BILL TO: SHAW E+I PO#:
ADDRESS: 6 Commerce Dr.
CITY: Harriman STATE: NY ZIP:
ATTENTION: H. Sherwood PHONE: 845-492-3182

DATA TURNAROUND INFORMATION

FAX: _____ DAYS *
HARD COPY: 14 DAYS *
EDD: _____ DAYS *
* TO BE APPROVED BY CHEMTECH
** NORMAL TURNAROUND TIME - 14 DAYS

DATA DELIVERABLE INFORMATION

☐ RESULTS ONLY ☐ NY STATE CATEGORY A
☐ RESULTS PLUS QC ☐ NY STATE CATEGORY B
☐ REGULATORY FORMAT, STATE: _____
☐ NEW JERSEY REDUCED DELIVERABLES
☐ CLP ☐ OTHER: _____
☐ EDD FORMAT: _____

ANALYSIS

2260 Temperature

CHEMTECH SAMPLE ID	PROJECT SAMPLE IDENTIFICATION	SAMPLE MATRIX	SAMPLE TYPE COMP	SAMPLE TYPE GRAB	SAMPLE COLLECTION DATE	SAMPLE COLLECTION TIME	# OF BOTTLES	PRESERVATIVES 1 A/E	2 E	3	4	5	6	7	8	9	COMMENTS
1. 1	TRIP BLANK				—	—	2	X									
2.	TEMP BLANK				—	—	1		X								
3. 2	FIELD BLANK				11/1/04	1035	2	X									
4. 3	PB-3				11/1/04	1028	2	X									
5. 4	PB-2				11/1/04	1155	2	X									
6. 5	PB-1				11/1/04	1333	2	X									
7.																	
8.																	
9.																	
10.																	

← Specify Preservatives
A-HCl B-HNO_3
C-H_2SO_4 D-NaOH
E-ICE F-Other

SAMPLE CUSTODY MUST BE DOCUMENTED BELOW EACH TIME SAMPLES CHANGE POSSESSION INCLUDING COURIER DELIVERY

RELINQUISHED BY SAMPLER:	DATE/TIME:	RECEIVED BY:
1. J. Ferguson	11/1/04 1430	1. UPS
RELINQUISHED BY: 2.	DATE/TIME:	RECEIVED BY: 2.
RELINQUISHED BY: 3. UPS	DATE/TIME: 11/2/04 10:00	RECEIVED FOR LAB BY: 3. Eugene Ali

Conditions of bottles or coolers at receipt: ☒ Complaint ☐ Non-Complaint ☒ Temp. of Cooler 4°C
MeOH extraction requires an additional 4 oz jar for percent solid.
Comments: 1. ICE

Page 1 of 1

SHIPPED VIA: CLIENT: ☐ HAND DELIVERED ☒ OVERNIGHT
CHEMTECH: ☐ PICKED UP ☐ OVERNIGHT

Shipment Complete: ☒ YES ☐ NO

Ver. 10/2002

WHITE - CHEMTECH COPY FOR RETURN TO CLIENT YELLOW - CHEMTECH COPY PINK - SAMPLER COPY

43258

CHEMTECH 284 Sheffield Street, Mountainside, NJ 07092 Phone: 908-789-8900 Fax: 908-789-8922

Report of Analysis

Client:	Shaw E & I, Inc.	**Date Collected:**	11/1/2004
Project:	2004-05 NYCSCA	**Date Received:**	11/2/2004
Client Sample ID:	TRIPBLANK	**SDG No.:**	S5514
Lab Sample ID:	S5514-01	**Matrix:**	WATER
Analytical Method:	8260	**% Moisture:**	100
Sample Wt/Vol:	5.0 Units: mL	**Soil Extract Vol:**	uL
Soil Aliquot Vol:	mL		

File ID:	Dilution:	Date Analyzed	Analytical Batch ID
VI110319.D	1	11/3/2004	VI103004

CAS Number	Parameter	Conc.	Qualifier	RL	MDL	Units
TARGETS						
74-87-3	Chloromethane	0.68	U	5.0	0.68	ug/L
75-01-4	Vinyl chloride	0.27	U	5.0	0.27	ug/L
74-83-9	Bromomethane	0.78	U	5.0	0.78	ug/L
75-00-3	Chloroethane	0.88	U	5.0	0.88	ug/L
75-35-4	1,1-Dichloroethene	0.32	U	5.0	0.32	ug/L
67-64-1	Acetone	3.3	U	25	3.3	ug/L
75-15-0	Carbon disulfide	0.39	U	5.0	0.39	ug/L
75-09-2	Methylene Chloride	0.62	U	5.0	0.62	ug/L
156-60-5	trans-1,2-Dichloroethene	0.51	U	5.0	0.51	ug/L
75-34-3	1,1-Dichloroethane	0.22	U	5.0	0.22	ug/L
78-93-3	2-Butanone	2.8	U	25	2.8	ug/L
56-23-5	Carbon Tetrachloride	0.47	U	5.0	0.47	ug/L
156-59-2	cis-1,2-Dichloroethene	0.77	U	5.0	0.77	ug/L
67-66-3	Chloroform	0.58	U	5.0	0.58	ug/L
71-55-6	1,1,1-Trichloroethane	0.41	U	5.0	0.41	ug/L
71-43-2	Benzene	0.24	U	5.0	0.24	ug/L
107-06-2	1,2-Dichloroethane	0.32	U	5.0	0.32	ug/L
79-01-6	Trichloroethene	0.67	U	5.0	0.67	ug/L
78-87-5	1,2-Dichloropropane	0.63	U	5.0	0.63	ug/L
75-27-4	Bromodichloromethane	0.35	U	5.0	0.35	ug/L
108-10-1	4-Methyl-2-Pentanone	1.3	U	25	1.3	ug/L
108-88-3	Toluene	0.39	U	5.0	0.39	ug/L
10061-02-6	t-1,3-Dichloropropene	0.42	U	5.0	0.42	ug/L
10061-01-5	cis-1,3-Dichloropropene	0.15	U	5.0	0.15	ug/L
79-00-5	1,1,2-Trichloroethane	0.52	U	5.0	0.52	ug/L
591-78-6	2-Hexanone	0.66	U	25	0.66	ug/L
124-48-1	Dibromochloromethane	0.38	U	5.0	0.38	ug/L
127-18-4	Tetrachloroethene	0.33	U	5.0	0.33	ug/L
108-90-7	Chlorobenzene	0.37	U	5.0	0.37	ug/L
100-41-4	Ethyl Benzene	0.41	U	5.0	0.41	ug/L
136777-61-2	m/p-Xylenes	0.96	U	5.0	0.96	ug/L
95-47-6	o-Xylene	0.37	U	5.0	0.37	ug/L

U = Not Detected
RL = Reporting Limit
MDL = Method Detection Limit
E = Value Exceeds Calibration Range

J = Estimated Value
B = Analyte Found in Associated Method Blank
N = Presumptive Evidence of a Compound

CHEMTECH 284 Sheffield Street, Mountainside, NJ 07092 Phone: 908-789-8900 Fax: 908-789-8922

Report of Analysis

Client:	**Shaw E & I, Inc.**	**Date Collected:**	**11/1/2004**
Project:	**2004-05 NYCSCA**	**Date Received:**	**11/2/2004**
Client Sample ID:	**TRIPBLANK**	**SDG No.:**	**S5514**
Lab Sample ID:	**S5514-01**	**Matrix:**	**WATER**
Analytical Method:	**8260**	**% Moisture:**	**100**
Sample Wt/Vol:	**5.0 Units: mL**	**Soil Extract Vol:**	**uL**
Soil Aliquot Vol:	**mL**		

File ID:	Dilution:	Date Analyzed	Analytical Batch ID
VI110319.D	1	11/3/2004	VI103004

CAS Number	Parameter	Conc.	Qualifier	RL	MDL	Units
100-42-5	Styrene	0.34	U	5.0	0.34	ug/L
75-25-2	Bromoform	0.25	U	5.0	0.25	ug/L
79-34-5	1,1,2,2-Tetrachloroethane	0.50	U	5.0	0.50	ug/L
SURROGATES						
17060-07-0	1,2-Dichloroethane-d4	44.9	90 %	72 - 119		SPK: 50
1868-53-7	Dibromofluoromethane	52.98	106 %	85 - 115		SPK: 50
2037-26-5	Toluene-d8	56.05	112 %	81 - 120		SPK: 50
460-00-4	4-Bromofluorobenzene	40.28	81 %	76 - 119		SPK: 50
INTERNAL STANDARDS						
363-72-4	Pentafluorobenzene	461147	4.12			
540-36-3	1,4-Difluorobenzene	694773	4.57			
3114-55-4	Chlorobenzene-d5	599383	7.58			
3855-82-1	1,4-Dichlorobenzene-d4	339115	9.81			

U = Not Detected
RL = Reporting Limit
MDL = Method Detection Limit
E = Value Exceeds Calibration Range

J = Estimated Value
B = Analyte Found in Associated Method Blank
N = Presumptive Evidence of a Compound

CHEMTECH 284 Sheffield Street, Mountainside, NJ 07092 Phone: 908-789-8900 Fax: 908-789-8922

Report of Analysis

Client:	Shaw E & I, Inc.	**Date Collected:**	11/1/2004
Project:	2004-05 NYCSCA	**Date Received:**	11/2/2004
Client Sample ID:	FIELDBLANK	**SDG No.:**	S5514
Lab Sample ID:	S5514-02	**Matrix:**	WATER
Analytical Method:	8260	**% Moisture:**	100
Sample Wt/Vol:	5.0 Units: mL	**Soil Extract Vol:**	uL
Soil Aliquot Vol:	mL		

File ID:	Dilution:	Date Analyzed	Analytical Batch ID
VI110320.D	1	11/3/2004	VI103004

CAS Number	Parameter	Conc.	Qualifier	RL	MDL	Units
TARGETS						
74-87-3	Chloromethane	0.68	U	5.0	0.68	ug/L
75-01-4	Vinyl chloride	0.27	U	5.0	0.27	ug/L
74-83-9	Bromomethane	0.78	U	5.0	0.78	ug/L
75-00-3	Chloroethane	0.88	U	5.0	0.88	ug/L
75-35-4	1,1-Dichloroethene	0.32	U	5.0	0.32	ug/L
67-64-1	Acetone	3.3	U	25	3.3	ug/L
75-15-0	Carbon disulfide	0.39	U	5.0	0.39	ug/L
75-09-2	Methylene Chloride	0.62	U	5.0	0.62	ug/L
156-60-5	trans-1,2-Dichloroethene	0.51	U	5.0	0.51	ug/L
75-34-3	1,1-Dichloroethane	0.22	U	5.0	0.22	ug/L
78-93-3	2-Butanone	2.8	U	25	2.8	ug/L
56-23-5	Carbon Tetrachloride	0.47	U	5.0	0.47	ug/L
156-59-2	cis-1,2-Dichloroethene	0.77	U	5.0	0.77	ug/L
67-66-3	Chloroform	0.58	U	5.0	0.58	ug/L
71-55-6	1,1,1-Trichloroethane	0.41	U	5.0	0.41	ug/L
71-43-2	Benzene	0.24	U	5.0	0.24	ug/L
107-06-2	1,2-Dichloroethane	0.32	U	5.0	0.32	ug/L
79-01-6	Trichloroethene	0.67	U	5.0	0.67	ug/L
78-87-5	1,2-Dichloropropane	0.63	U	5.0	0.63	ug/L
75-27-4	Bromodichloromethane	0.35	U	5.0	0.35	ug/L
108-10-1	4-Methyl-2-Pentanone	1.3	U	25	1.3	ug/L
108-88-3	Toluene	0.39	U	5.0	0.39	ug/L
10061-02-6	t-1,3-Dichloropropene	0.42	U	5.0	0.42	ug/L
10061-01-5	cis-1,3-Dichloropropene	0.15	U	5.0	0.15	ug/L
79-00-5	1,1,2-Trichloroethane	0.52	U	5.0	0.52	ug/L
591-78-6	2-Hexanone	0.66	U	25	0.66	ug/L
124-48-1	Dibromochloromethane	0.38	U	5.0	0.38	ug/L
127-18-4	Tetrachloroethene	0.33	U	5.0	0.33	ug/L
108-90-7	Chlorobenzene	0.37	U	5.0	0.37	ug/L
100-41-4	Ethyl Benzene	0.41	U	5.0	0.41	ug/L
136777-61-2	m/p-Xylenes	0.96	U	5.0	0.96	ug/L
95-47-6	o-Xylene	0.37	U	5.0	0.37	ug/L

U = Not Detected
RL = Reporting Limit
MDL = Method Detection Limit
E = Value Exceeds Calibration Range

J = Estimated Value
B = Analyte Found in Associated Method Blank
N = Presumptive Evidence of a Compound

hm

CHEMTECH 284 Sheffield Street, Mountainside, NJ 07092 Phone: 908-789-8900 Fax: 908-789-8922

Report of Analysis

Client:	**Shaw E & I, Inc.**	**Date Collected:**	**11/1/2004**
Project:	**2004-05 NYCSCA**	**Date Received:**	**11/2/2004**
Client Sample ID:	**FIELDBLANK**	**SDG No.:**	**S5514**
Lab Sample ID:	**S5514-02**	**Matrix:**	**WATER**
Analytical Method:	**8260**	**% Moisture:**	**100**
Sample Wt/Vol:	**5.0 Units: mL**	**Soil Extract Vol:**	**uL**
Soil Aliquot Vol:	**mL**		

File ID:	Dilution:	Date Analyzed	Analytical Batch ID
VI110320.D	1	11/3/2004	VI103004

CAS Number	Parameter	Conc.	Qualifier	RL	MDL	Units
100-42-5	Styrene	0.34	U	5.0	0.34	ug/L
75-25-2	Bromoform	0.25	U	5.0	0.25	ug/L
79-34-5	1,1,2,2-Tetrachloroethane	0.50	U	5.0	0.50	ug/L
SURROGATES						
17060-07-0	1,2-Dichloroethane-d4	47.38	95 %	72 - 119		SPK: 50
1868-53-7	Dibromofluoromethane	56.36	113 %	85 - 115		SPK: 50
2037-26-5	Toluene-d8	55.65	111 %	81 - 120		SPK: 50
460-00-4	4-Bromofluorobenzene	40.92	82 %	76 - 119		SPK: 50
INTERNAL STANDARDS						
363-72-4	Pentafluorobenzene	449202	4.11			
540-36-3	1,4-Difluorobenzene	696733	4.56			
3114-55-4	Chlorobenzene-d5	604182	7.58			
3855-82-1	1,4-Dichlorobenzene-d4	328339	9.81			

U = Not Detected
RL = Reporting Limit
MDL = Method Detection Limit
E = Value Exceeds Calibration Range

J = Estimated Value
B = Analyte Found in Associated Method Blank
N = Presumptive Evidence of a Compound

CHEMTECH 284 Sheffield Street, Mountainside, NJ 07092 Phone: 908-789-8900 Fax: 908-789-8922

Report of Analysis

Client:	Shaw E & I, Inc.	**Date Collected:**	11/1/2004
Project:	2004-05 NYCSCA	**Date Received:**	11/2/2004
Client Sample ID:	PB-3	**SDG No.:**	S5514
Lab Sample ID:	S5514-03	**Matrix:**	WATER
Analytical Method:	8260	**% Moisture:**	100
Sample Wt/Vol:	5.0 Units: mL	**Soil Extract Vol:**	uL
Soil Aliquot Vol:	mL		

File ID:	Dilution:	Date Analyzed	Analytical Batch ID
VI110539.D	1	11/6/2004	VI110504

CAS Number	Parameter	Conc.	Qualifier	RL	MDL	Units
TARGETS						
74-87-3	Chloromethane	0.68	U	5.0	0.68	ug/L
75-01-4	Vinyl chloride	0.27	U	5.0	0.27	ug/L
74-83-9	Bromomethane	0.78	U	5.0	0.78	ug/L
75-00-3	Chloroethane	0.88	U	5.0	0.88	ug/L
75-35-4	1,1-Dichloroethene	0.32	U	5.0	0.32	ug/L
67-64-1	Acetone	8.7	J	25	3.3	ug/L
75-15-0	Carbon disulfide	0.39	U	5.0	0.39	ug/L
75-09-2	Methylene Chloride	0.62	U	5.0	0.62	ug/L
156-60-5	trans-1,2-Dichloroethene	0.51	U	5.0	0.51	ug/L
75-34-3	1,1-Dichloroethane	0.22	U	5.0	0.22	ug/L
78-93-3	2-Butanone	2.8	U	25	2.8	ug/L
56-23-5	Carbon Tetrachloride	0.47	U	5.0	0.47	ug/L
156-59-2	cis-1,2-Dichloroethene	0.77	U	5.0	0.77	ug/L
67-66-3	Chloroform	0.89	J	5.0	0.58	ug/L
71-55-6	1,1,1-Trichloroethane	0.41	U	5.0	0.41	ug/L
71-43-2	Benzene	0.24	U	5.0	0.24	ug/L
107-06-2	1,2-Dichloroethane	0.32	U	5.0	0.32	ug/L
79-01-6	Trichloroethene	0.67	U	5.0	0.67	ug/L
78-87-5	1,2-Dichloropropane	0.63	U	5.0	0.63	ug/L
75-27-4	Bromodichloromethane	0.35	U	5.0	0.35	ug/L
108-10-1	4-Methyl-2-Pentanone	1.3	U	25	1.3	ug/L
108-88-3	Toluene	0.39	U	5.0	0.39	ug/L
10061-02-6	t-1,3-Dichloropropene	0.42	U	5.0	0.42	ug/L
10061-01-5	cis-1,3-Dichloropropene	0.15	U	5.0	0.15	ug/L
79-00-5	1,1,2-Trichloroethane	0.52	U	5.0	0.52	ug/L
591-78-6	2-Hexanone	0.66	U	25	0.66	ug/L
124-48-1	Dibromochloromethane	0.38	U	5.0	0.38	ug/L
127-18-4	Tetrachloroethene	1.3	J	5.0	0.33	ug/L
108-90-7	Chlorobenzene	0.37	U	5.0	0.37	ug/L
100-41-4	Ethyl Benzene	0.41	U	5.0	0.41	ug/L
136777-61-2	m/p-Xylenes	0.96	U	5.0	0.96	ug/L
95-47-6	o-Xylene	0.37	U	5.0	0.37	ug/L

U = Not Detected
RL = Reporting Limit
MDL = Method Detection Limit
E = Value Exceeds Calibration Range

J = Estimated Value
B = Analyte Found in Associated Method Blank
N = Presumptive Evidence of a Compound

CHEMTECH 284 Sheffield Street, Mountainside, NJ 07092 Phone: 908-789-8900 Fax: 908-789-8922

Report of Analysis

Client:	Shaw E & I, Inc.	**Date Collected:**	11/1/2004
Project:	2004-05 NYCSCA	**Date Received:**	11/2/2004
Client Sample ID:	PB-3	**SDG No.:**	S5514
Lab Sample ID:	S5514-03	**Matrix:**	WATER
Analytical Method:	8260	**% Moisture:**	100
Sample Wt/Vol:	5.0 Units: mL	**Soil Extract Vol:**	uL
Soil Aliquot Vol:	mL		

File ID:	Dilution:	Date Analyzed	Analytical Batch ID
VI110539.D	1	11/6/2004	VI110504

CAS Number	Parameter	Conc.	Qualifier	RL	MDL	Units
100-42-5	Styrene	0.34	U	5.0	0.34	ug/L
75-25-2	Bromoform	0.25	U	5.0	0.25	ug/L
79-34-5	1,1,2,2-Tetrachloroethane	0.50	U	5.0	0.50	ug/L
SURROGATES						
17060-07-0	1,2-Dichloroethane-d4	41.42	83 %	72 - 119		SPK: 50
1868-53-7	Dibromofluoromethane	47.36	95 %	85 - 115		SPK: 50
2037-26-5	Toluene-d8	46.88	94 %	81 - 120		SPK: 50
460-00-4	4-Bromofluorobenzene	47.41	95 %	76 - 119		SPK: 50
INTERNAL STANDARDS						
363-72-4	Pentafluorobenzene	573599	4.13			
540-36-3	1,4-Difluorobenzene	849572	4.58			
3114-55-4	Chlorobenzene-d5	749520	7.60			
3855-82-1	1,4-Dichlorobenzene-d4	402061	9.82			

U = Not Detected
RL = Reporting Limit
MDL = Method Detection Limit
E = Value Exceeds Calibration Range

J = Estimated Value
B = Analyte Found in Associated Method Blank
N = Presumptive Evidence of a Compound

CHEMTECH 284 Sheffield Street, Mountainside, NJ 07092 Phone: 908-789-8900 Fax: 908-789-8922

Report of Analysis

Client:	**Shaw E & I, Inc.**	**Date Collected:**	**11/1/2004**
Project:	**2004-05 NYCSCA**	**Date Received:**	**11/2/2004**
Client Sample ID:	**PB-2**	**SDG No.:**	**S5514**
Lab Sample ID:	**S5514-04**	**Matrix:**	**WATER**
Analytical Method:	**8260**	**% Moisture:**	**100**
Sample Wt/Vol:	**5.0 Units: mL**	**Soil Extract Vol:**	**uL**
Soil Aliquot Vol:	**mL**		

File ID:	Dilution:	Date Analyzed	Analytical Batch ID
VI110540.D	1	11/6/2004	VI110504

CAS Number	Parameter	Conc.	Qualifier	RL	MDL	Units
TARGETS						
74-87-3	Chloromethane	0.68	U	5.0	0.68	ug/L
75-01-4	Vinyl chloride	0.27	U	5.0	0.27	ug/L
74-83-9	Bromomethane	0.78	U	5.0	0.78	ug/L
75-00-3	Chloroethane	0.88	U	5.0	0.88	ug/L
75-35-4	1,1-Dichloroethene	0.32	U	5.0	0.32	ug/L
67-64-1	Acetone	3.3	U	25	3.3	ug/L
75-15-0	Carbon disulfide	0.39	U	5.0	0.39	ug/L
75-09-2	Methylene Chloride	0.62	U	5.0	0.62	ug/L
156-60-5	trans-1,2-Dichloroethene	0.51	U	5.0	0.51	ug/L
75-34-3	1,1-Dichloroethane	0.22	U	5.0	0.22	ug/L
78-93-3	2-Butanone	2.8	U	25	2.8	ug/L
56-23-5	Carbon Tetrachloride	0.47	U	5.0	0.47	ug/L
156-59-2	cis-1,2-Dichloroethene	0.77	U	5.0	0.77	ug/L
67-66-3	Chloroform	0.58	U	5.0	0.58	ug/L
71-55-6	1,1,1-Trichloroethane	0.41	U	5.0	0.41	ug/L
71-43-2	Benzene	0.24	U	5.0	0.24	ug/L
107-06-2	1,2-Dichloroethane	0.32	U	5.0	0.32	ug/L
79-01-6	Trichloroethene	0.67	U	5.0	0.67	ug/L
78-87-5	1,2-Dichloropropane	0.63	U	5.0	0.63	ug/L
75-27-4	Bromodichloromethane	0.35	U	5.0	0.35	ug/L
108-10-1	4-Methyl-2-Pentanone	1.3	U	25	1.3	ug/L
108-88-3	Toluene	0.39	U	5.0	0.39	ug/L
10061-02-6	t-1,3-Dichloropropene	0.42	U	5.0	0.42	ug/L
10061-01-5	cis-1,3-Dichloropropene	0.15	U	5.0	0.15	ug/L
79-00-5	1,1,2-Trichloroethane	0.52	U	5.0	0.52	ug/L
591-78-6	2-Hexanone	0.66	U	25	0.66	ug/L
124-48-1	Dibromochloromethane	0.38	U	5.0	0.38	ug/L
127-18-4	Tetrachloroethene	2.9	J	5.0	0.33	ug/L
108-90-7	Chlorobenzene	0.37	U	5.0	0.37	ug/L
100-41-4	Ethyl Benzene	0.41	U	5.0	0.41	ug/L
136777-61-2	m/p-Xylenes	0.96	U	5.0	0.96	ug/L
95-47-6	o-Xylene	0.37	U	5.0	0.37	ug/L

U = Not Detected
RL = Reporting Limit
MDL = Method Detection Limit
E = Value Exceeds Calibration Range

J = Estimated Value
B = Analyte Found in Associated Method Blank
N = Presumptive Evidence of a Compound

BAS

CHEMTECH 284 Sheffield Street, Mountainside, NJ 07092 Phone: 908-789-8900 Fax: 908-789-8922

Report of Analysis

Client:	Shaw E & I, Inc.	**Date Collected:**	11/1/2004
Project:	2004-05 NYCSCA	**Date Received:**	11/2/2004
Client Sample ID:	PB-2	**SDG No.:**	S5514
Lab Sample ID:	S5514-04	**Matrix:**	WATER
Analytical Method:	8260	**% Moisture:**	100
Sample Wt/Vol:	5.0 Units: mL	**Soil Extract Vol:**	uL
Soil Aliquot Vol:	mL		

File ID:	Dilution:	Date Analyzed	Analytical Batch ID
VI110540.D	1	11/6/2004	VI110504

CAS Number	Parameter	Conc.	Qualifier	RL	MDL	Units
100-42-5	Styrene	0.34	U	5.0	0.34	ug/L
75-25-2	Bromoform	0.25	U	5.0	0.25	ug/L
79-34-5	1,1,2,2-Tetrachloroethane	0.50	U	5.0	0.50	ug/L
SURROGATES						
17060-07-0	1,2-Dichloroethane-d4	41.97	84 %	72 - 119		SPK: 50
1868-53-7	Dibromofluoromethane	48.25	96 %	85 - 115		SPK: 50
2037-26-5	Toluene-d8	47.96	96 %	81 - 120		SPK: 50
460-00-4	4-Bromofluorobenzene	48.36	97 %	76 - 119		SPK: 50
INTERNAL STANDARDS						
363-72-4	Pentafluorobenzene	555444	4.14			
540-36-3	1,4-Difluorobenzene	836174	4.59			
3114-55-4	Chlorobenzene-d5	723743	7.61			
3855-82-1	1,4-Dichlorobenzene-d4	405398	9.83			
TENTITIVE IDENTIFIED COMPOUNDS						
123728	Butanal	8.8	J	3.60		ug/L
110623	Pentanal	7.1	J	5.39		ug/L
66251	Hexanal	9.2	J	7.34		ug/L
124130	Octanal	11	J	10.00		ug/L
124196	Nonanal	6.9	J	10.91		ug/L

U = Not Detected
RL = Reporting Limit
MDL = Method Detection Limit
E = Value Exceeds Calibration Range

J = Estimated Value
B = Analyte Found in Associated Method Blank
N = Presumptive Evidence of a Compound

CHEMTECH 284 Sheffield Street, Mountainside, NJ 07092 Phone: 908-789-8900 Fax: 908-789-8922

Report of Analysis

Client:	**Shaw E & I, Inc.**	**Date Collected:**	**11/1/2004**
Project:	**2004-05 NYCSCA**	**Date Received:**	**11/2/2004**
Client Sample ID:	**PB-1**	**SDG No.:**	**S5514**
Lab Sample ID:	**S5514-05**	**Matrix:**	**WATER**
Analytical Method:	**8260**	**% Moisture:**	**100**
Sample Wt/Vol:	**5.0 Units: mL**	**Soil Extract Vol:**	**uL**
Soil Aliquot Vol:	**mL**		

File ID:	Dilution:	Date Analyzed	Analytical Batch ID
VI110541.D	1	11/6/2004	VI110504

CAS Number	Parameter	Conc.	Qualifier	RL	MDL	Units
TARGETS						
74-87-3	Chloromethane	0.68	U	5.0	0.68	ug/L
75-01-4	Vinyl chloride	0.27	U	5.0	0.27	ug/L
74-83-9	Bromomethane	0.78	U	5.0	0.78	ug/L
75-00-3	Chloroethane	0.88	U	5.0	0.88	ug/L
75-35-4	1,1-Dichloroethene	0.32	U	5.0	0.32	ug/L
67-64-1	Acetone	3.3	U	25	3.3	ug/L
75-15-0	Carbon disulfide	0.39	U	5.0	0.39	ug/L
75-09-2	Methylene Chloride	0.62	U	5.0	0.62	ug/L
156-60-5	trans-1,2-Dichloroethene	0.51	U	5.0	0.51	ug/L
75-34-3	1,1-Dichloroethane	0.22	U	5.0	0.22	ug/L
78-93-3	2-Butanone	2.8	U	25	2.8	ug/L
56-23-5	Carbon Tetrachloride	0.47	U	5.0	0.47	ug/L
156-59-2	cis-1,2-Dichloroethene	7.4		5.0	0.77	ug/L
67-66-3	Chloroform	0.58	U	5.0	0.58	ug/L
71-55-6	1,1,1-Trichloroethane	0.41	U	5.0	0.41	ug/L
71-43-2	Benzene	0.24	U	5.0	0.24	ug/L
107-06-2	1,2-Dichloroethane	0.32	U	5.0	0.32	ug/L
79-01-6	Trichloroethene	0.67	U	5.0	0.67	ug/L
78-87-5	1,2-Dichloropropane	0.63	U	5.0	0.63	ug/L
75-27-4	Bromodichloromethane	0.35	U	5.0	0.35	ug/L
108-10-1	4-Methyl-2-Pentanone	1.3	U	25	1.3	ug/L
108-88-3	Toluene	0.39	U	5.0	0.39	ug/L
10061-02-6	t-1,3-Dichloropropene	0.42	U	5.0	0.42	ug/L
10061-01-5	cis-1,3-Dichloropropene	0.15	U	5.0	0.15	ug/L
79-00-5	1,1,2-Trichloroethane	0.52	U	5.0	0.52	ug/L
591-78-6	2-Hexanone	0.66	U	25	0.66	ug/L
124-48-1	Dibromochloromethane	0.38	U	5.0	0.38	ug/L
127-18-4	Tetrachloroethene	1.6	J	5.0	0.33	ug/L
108-90-7	Chlorobenzene	0.37	U	5.0	0.37	ug/L
100-41-4	Ethyl Benzene	0.41	U	5.0	0.41	ug/L
136777-61-2	m/p-Xylenes	0.96	U	5.0	0.96	ug/L
95-47-6	o-Xylene	0.37	U	5.0	0.37	ug/L

U = Not Detected
RL = Reporting Limit
MDL = Method Detection Limit
E = Value Exceeds Calibration Range

J = Estimated Value
B = Analyte Found in Associated Method Blank
N = Presumptive Evidence of a Compound

CHEMTECH 284 Sheffield Street, Mountainside, NJ 07092 Phone: 908-789-8900 Fax: 908-789-8922

Report of Analysis

Client:	Shaw E & I, Inc.	**Date Collected:**	11/1/2004
Project:	2004-05 NYCSCA	**Date Received:**	11/2/2004
Client Sample ID:	PB-1	**SDG No.:**	S5514
Lab Sample ID:	S5514-05	**Matrix:**	WATER
Analytical Method:	8260	**% Moisture:**	100
Sample Wt/Vol:	5.0 Units: mL	**Soil Extract Vol:**	uL
Soil Aliquot Vol:	mL		

File ID:	Dilution:	Date Analyzed	Analytical Batch ID
VI110541.D	1	11/6/2004	VI110504

CAS Number	Parameter	Conc.	Qualifier	RL	MDL	Units
100-42-5	Styrene	0.34	U	5.0	0.34	ug/L
75-25-2	Bromoform	0.25	U	5.0	0.25	ug/L
79-34-5	1,1,2,2-Tetrachloroethane	0.50	U	5.0	0.50	ug/L
SURROGATES						
17060-07-0	1,2-Dichloroethane-d4	42.46	85 %	72 - 119		SPK: 50
1868-53-7	Dibromofluoromethane	45.77	92 %	85 - 115		SPK: 50
2037-26-5	Toluene-d8	45.7	91 %	81 - 120		SPK: 50
460-00-4	4-Bromofluorobenzene	46.33	93 %	76 - 119		SPK: 50
INTERNAL STANDARDS						
363-72-4	Pentafluorobenzene	541599	4.13			
540-36-3	1,4-Difluorobenzene	865563	4.59			
3114-55-4	Chlorobenzene-d5	738429	7.60			
3855-82-1	1,4-Dichlorobenzene-d4	388600	9.83			

U = Not Detected
RL = Reporting Limit
MDL = Method Detection Limit
E = Value Exceeds Calibration Range
J = Estimated Value
B = Analyte Found in Associated Method Blank
N = Presumptive Evidence of a Compound

CHEMTECH

CHAIN OF CUSTODY RECORD

284 Sheffield Street, Mountainside, NJ 07092
(908) 789-8900 Fax (908) 789-8922
www.chemtech.net

CHEMTECH PROJECT NO. S5409

COC Number 53706

CLIENT INFORMATION

REPORT TO BE SENT TO:

COMPANY: Shaw E+I
ADDRESS: 4 Commerce drive South
CITY: Harriman STATE: NY ZIP: 10926
ATTENTION: Mike Sherwood
PHONE: 845-492-3182 FAX: 845-492-3101

PROJECT INFORMATION

PROJECT NAME: SCA-Adams Brush
PROJECT NO.: 842150 LOCATION: Queens, NY
PROJECT MANAGER: Mike Sherwood
e-mail: michael.sherwood@shawgrp.com
PHONE: 845-492-3182 FAX: 845-492-3101

BILLING INFORMATION

BILL TO: Shaw E+I PO#:
ADDRESS: 4 Commerce drive South
CITY: Harriman STATE: NY ZIP: 10926
ATTENTION: Mike Sherwood PHONE: 845-492-3182

DATA TURNAROUND INFORMATION

FAX: _____ DAYS *
HARD COPY: 5 DAY TAT DAYS *
EDD: _____ DAYS *
* TO BE APPROVED BY CHEMTECH
STANDARD TURNAROUND TIME IS 10 BUSINESS DAYS

DATA DELIVERABLE INFORMATION

- ☐ RESULTS ONLY
- ☐ RESULTS + QC
- ☐ New Jersey REDUCED
- ☐ New Jersey CLP
- ☐ EDD FORMAT _____
- ☐ USEPA CLP
- ☐ New York State ASP "B"
- ☐ New York State ASP "A"
- ☐ Other _____

ANALYSIS

8260 8260

CHEMTECH SAMPLE ID	PROJECT SAMPLE IDENTIFICATION	SAMPLE MATRIX	SAMPLE TYPE COMP	SAMPLE TYPE GRAB	SAMPLE COLLECTION DATE	SAMPLE COLLECTION TIME	# OF BOTTLES	PRESERVATIVES 1 (A)	2 (E)	3	4	5	6	7	8	9	COMMENTS
1.	PB-10 (30-35)	Soil		X	10/23	1000	1		X								
2.	PB-10	Water		X	10/23	1058	2	X									
3.	PB-9	Water		X	10/23	1245	2	X									
4.	PB-8 (30-35)	Soil		X	10/23	1330	1		X								
5.	PB-8	Water		X	10/23	1348	2	X									
6.	PB-11	water		X	10/24	900	2	X									
7.	PB-6	water		X	10/24	1140	2	X									
8.	PB-5	water		X	10/24	1400	2	X									
9.	PB-4	water		X	10/24	1510	2	X									
10.	Trip blank	water		X	—	—	2	X									

← Specify Preservatives
A-HCl B-HNO_3
C-H_2SO_4 D-NaOH
E-ICE F-Other

SAMPLE CUSTODY MUST BE DOCUMENTED BELOW EACH TIME SAMPLES CHANGE POSSESSION INCLUDING COURIER DELIVERY

RELINQUISHED BY SAMPLER:	DATE/TIME:	RECEIVED BY:
1. [signature]	10/24/04 1600	UPS
RELINQUISHED BY: 2.	DATE/TIME:	RECEIVED BY: 2.
RELINQUISHED BY: 3. UPS	DATE/TIME: 10/26/04 1010	RECEIVED FOR LAB BY: 3. [signature]

Conditions of bottles or coolers at receipt: ☐ Compliant ☐ Non Compliant ☒ Cooler Temp. 4°C
MeOH extraction requires an additional 4 oz jar for percent solid.
Comments:

Page 1 of 1

SHIPPED VIA: CLIENT: ☐ HAND DELIVERED ☒ OVERNIGHT
CHEMTECH: ☐ PICKED UP ☐ OVERNIGHT

Shipment Complete: ☒ YES ☐ NO

5/5/2004

WHITE - CHEMTECH COPY FOR RETURN TO CLIENT YELLOW - CHEMTECH COPY PINK - SAMPLER COPY

53706

CHEMTECH 284 Sheffield Street, Mountainside, NJ 07092 Phone: 908-789-8900 Fax: 908-789-8922

Report of Analysis

Client:	Shaw E & I, Inc.	**Date Collected:**	10/23/04
Project:	2004-05 NYCSCA	**Date Received:**	10/26/04
Client Sample ID:	PB-10(30-35)	**SDG No.:**	S5409
Lab Sample ID:	S5409-01	**Matrix:**	SOIL
Analytical Method:	8260	**% Moisture:**	16
Sample Wt/Vol:	5.0 Units: g	**Soil Extract Vol:**	uL
Soil Aliquot Vol:	mL		

File ID:	Dilution:	Date Analyzed	Analytical Batch ID
VK102851.D	1	10/28/04	VK100404

CAS Number	Parameter	Conc.	Qualifier	RL	MDL	Units
TARGETS						
74-87-3	Chloromethane	0.39	U	6.0	0.39	ug/Kg
75-01-4	Vinyl chloride	0.28	U	6.0	0.28	ug/Kg
74-83-9	Bromomethane	0.84	U	6.0	0.84	ug/Kg
75-00-3	Chloroethane	0.62	U	6.0	0.62	ug/Kg
75-35-4	1,1-Dichloroethene	0.26	U	6.0	0.26	ug/Kg
67-64-1	Acetone	44	B	30	8.9	ug/Kg
75-15-0	Carbon disulfide	0.12	U	6.0	0.12	ug/Kg
75-09-2	Methylene Chloride	3.2	JB	6.0	0.81	ug/Kg
156-60-5	trans-1,2-Dichloroethene	0.44	U	6.0	0.44	ug/Kg
75-34-3	1,1-Dichloroethane	0.42	U	6.0	0.42	ug/Kg
78-93-3	2-Butanone	2.7	U	30	2.7	ug/Kg
56-23-5	Carbon Tetrachloride	0.35	U	6.0	0.35	ug/Kg
156-59-2	cis-1,2-Dichloroethene	0.42	U	6.0	0.42	ug/Kg
67-66-3	Chloroform	0.28	U	6.0	0.28	ug/Kg
71-55-6	1,1,1-Trichloroethane	0.32	U	6.0	0.32	ug/Kg
71-43-2	Benzene	0.24	U	6.0	0.24	ug/Kg
107-06-2	1,2-Dichloroethane	3.7	U	6.0	3.7	ug/Kg
79-01-6	Trichloroethene	0.38	U	6.0	0.38	ug/Kg
78-87-5	1,2-Dichloropropane	0.40	U	6.0	0.40	ug/Kg
75-27-4	Bromodichloromethane	0.40	U	6.0	0.40	ug/Kg
108-10-1	4-Methyl-2-Pentanone	2.9	U	30	2.9	ug/Kg
108-88-3	Toluene	0.31	U	6.0	0.31	ug/Kg
10061-02-6	t-1,3-Dichloropropene	0.30	U	6.0	0.30	ug/Kg
10061-01-5	cis-1,3-Dichloropropene	0.23	U	6.0	0.23	ug/Kg
79-00-5	1,1,2-Trichloroethane	0.60	U	6.0	0.60	ug/Kg
591-78-6	2-Hexanone	3.8	U	30	3.8	ug/Kg
124-48-1	Dibromochloromethane	0.35	U	6.0	0.35	ug/Kg
127-18-4	Tetrachloroethene	0.76	U	6.0	0.76	ug/Kg
108-90-7	Chlorobenzene	0.42	U	6.0	0.42	ug/Kg
100-41-4	Ethyl Benzene	0.30	U	6.0	0.30	ug/Kg
136777-61-2	m/p-Xylenes	0.61	U	6.0	0.61	ug/Kg
95-47-6	o-Xylene	0.51	U	6.0	0.51	ug/Kg

U = Not Detected
RL = Reporting Limit
MDL = Method Detection Limit
E = Value Exceeds Calibration Range

J = Estimated Value
B = Analyte Found in Associated Method Blank
N = Presumptive Evidence of a Compound

CHEMTECH 284 Sheffield Street, Mountainside, NJ 07092 Phone: 908-789-8900 Fax: 908-789-8922

Report of Analysis

Client:	Shaw E & I, Inc.	**Date Collected:**	10/23/04
Project:	2004-05 NYCSCA	**Date Received:**	10/26/04
Client Sample ID:	PB-10(30-35)	**SDG No.:**	S5409
Lab Sample ID:	S5409-01	**Matrix:**	SOIL
Analytical Method:	8260	**% Moisture:**	16
Sample Wt/Vol:	5.0 **Units:** g	**Soil Extract Vol:**	uL
Soil Aliquot Vol:	mL		

File ID:	Dilution:	Date Analyzed	Analytical Batch ID
VK102851.D	1	10/28/04	VK100404

CAS Number	Parameter	Conc.	Qualifier	RL	MDL	Units
100-42-5	Styrene	0.37	U	6.0	0.37	ug/Kg
75-25-2	Bromoform	0.36	U	6.0	0.36	ug/Kg
79-34-5	1,1,2,2-Tetrachloroethane	0.63	U	6.0	0.63	ug/Kg
SURROGATES						
17060-07-0	1,2-Dichloroethane-d4	38.83	78 %	75 - 125		SPK: 50
1868-53-7	Dibromofluoromethane	52.81	106 %	75 - 125		SPK: 50
2037-26-5	Toluene-d8	51.76	104 %	75 - 125		SPK: 50
460-00-4	4-Bromofluorobenzene	37.83	76 %	75 - 125		SPK: 50
INTERNAL STANDARDS						
363-72-4	Pentafluorobenzene	263775	3.95			
540-36-3	1,4-Difluorobenzene	512777	4.56			
3114-55-4	Chlorobenzene-d5	401667	7.11			
3855-82-1	1,4-Dichlorobenzene-d4	199034	8.56			

PSH-2

U = Not Detected
RL = Reporting Limit
MDL = Method Detection Limit
E = Value Exceeds Calibration Range

J = Estimated Value
B = Analyte Found in Associated Method Blank
N = Presumptive Evidence of a Compound

CHEMTECH 284 Sheffield Street, Mountainside, NJ 07092 Phone: 908-789-8900 Fax: 908-789-8922

Report of Analysis

Client:	**Shaw E & I, Inc.**	**Date Collected:**	**10/23/04**
Project:	**2004-05 NYCSCA**	**Date Received:**	**10/26/04**
Client Sample ID:	**PB-10**	**SDG No.:**	**S5409**
Lab Sample ID:	**S5409-02**	**Matrix:**	**WATER**
Analytical Method:	**8260**	**% Moisture:**	**100**
Sample Wt/Vol:	**5.0 Units: mL**	**Soil Extract Vol:**	**uL**
Soil Aliquot Vol:	**mL**		

File ID:	Dilution:	Date Analyzed	Analytical Batch ID
VI102837.D	1	10/29/04	VI102104

CAS Number	Parameter	Conc.	Qualifier	RL	MDL	Units
TARGETS						
74-87-3	Chloromethane	0.68	U	5.0	0.68	ug/L
75-01-4	Vinyl chloride	0.27	U	5.0	0.27	ug/L
74-83-9	Bromomethane	0.78	U	5.0	0.78	ug/L
75-00-3	Chloroethane	0.88	U	5.0	0.88	ug/L
75-35-4	1,1-Dichloroethene	0.32	U	5.0	0.32	ug/L
67-64-1	Acetone	18	J	25	3.3	ug/L
75-15-0	Carbon disulfide	0.39	U	5.0	0.39	ug/L
75-09-2	Methylene Chloride	0.62	U	5.0	0.62	ug/L
156-60-5	trans-1,2-Dichloroethene	0.51	U	5.0	0.51	ug/L
75-34-3	1,1-Dichloroethane	0.22	U	5.0	0.22	ug/L
78-93-3	2-Butanone	7.1	J	25	2.8	ug/L
56-23-5	Carbon Tetrachloride	0.47	U	5.0	0.47	ug/L
156-59-2	cis-1,2-Dichloroethene	0.77	U	5.0	0.77	ug/L
67-66-3	Chloroform	0.71	J	5.0	0.58	ug/L
71-55-6	1,1,1-Trichloroethane	0.41	U	5.0	0.41	ug/L
71-43-2	Benzene	0.24	U	5.0	0.24	ug/L
107-06-2	1,2-Dichloroethane	0.32	U	5.0	0.32	ug/L
79-01-6	Trichloroethene	0.67	U	5.0	0.67	ug/L
78-87-5	1,2-Dichloropropane	0.63	U	5.0	0.63	ug/L
75-27-4	Bromodichloromethane	0.35	U	5.0	0.35	ug/L
108-10-1	4-Methyl-2-Pentanone	1.3	U	25	1.3	ug/L
108-88-3	Toluene	0.39	U	5.0	0.39	ug/L
10061-02-6	t-1,3-Dichloropropene	0.42	U	5.0	0.42	ug/L
10061-01-5	cis-1,3-Dichloropropene	0.15	U	5.0	0.15	ug/L
79-00-5	1,1,2-Trichloroethane	0.52	U	5.0	0.52	ug/L
591-78-6	2-Hexanone	0.66	U	25	0.66	ug/L
124-48-1	Dibromochloromethane	0.38	U	5.0	0.38	ug/L
127-18-4	Tetrachloroethene	52		5.0	0.33	ug/L
108-90-7	Chlorobenzene	0.37	U	5.0	0.37	ug/L
100-41-4	Ethyl Benzene	0.41	U	5.0	0.41	ug/L
136777-61-2	m/p-Xylenes	0.96	U	5.0	0.96	ug/L
95-47-6	o-Xylene	0.37	U	5.0	0.37	ug/L

U = Not Detected
RL = Reporting Limit
MDL = Method Detection Limit
E = Value Exceeds Calibration Range

J = Estimated Value
B = Analyte Found in Associated Method Blank
N = Presumptive Evidence of a Compound

CHEMTECH 284 Sheffield Street, Mountainside, NJ 07092 Phone: 908-789-8900 Fax: 908-789-8922

Report of Analysis

Client:	Shaw E & I, Inc.	**Date Collected:**	10/23/04
Project:	2004-05 NYCSCA	**Date Received:**	10/26/04
Client Sample ID:	PB-10	**SDG No.:**	S5409
Lab Sample ID:	S5409-02	**Matrix:**	WATER
Analytical Method:	8260	**% Moisture:**	100
Sample Wt/Vol:	5.0 Units: mL	**Soil Extract Vol:**	uL
Soil Aliquot Vol:	mL		

File ID:	Dilution:	Date Analyzed	Analytical Batch ID
VI102837.D	1	10/29/04	VI102104

CAS Number	Parameter	Conc.	Qualifier	RL	MDL	Units
100-42-5	Styrene	0.34	U	5.0	0.34	ug/L
75-25-2	Bromoform	0.25	U	5.0	0.25	ug/L
79-34-5	1,1,2,2-Tetrachloroethane	0.50	U	5.0	0.50	ug/L
SURROGATES						
17060-07-0	1,2-Dichloroethane-d4	44.72	89 %	72 - 119		SPK: 50
1868-53-7	Dibromofluoromethane	52.91	106 %	85 - 115		SPK: 50
2037-26-5	Toluene-d8	47.24	94 %	81 - 120		SPK: 50
460-00-4	4-Bromofluorobenzene	53.04	106 %	76 - 119		SPK: 50
INTERNAL STANDARDS						
363-72-4	Pentafluorobenzene	369325	4.13			
540-36-3	1,4-Difluorobenzene	781112	4.58			
3114-55-4	Chlorobenzene-d5	697422	7.60			
3855-82-1	1,4-Dichlorobenzene-d4	347241	9.82			

11-2

U = Not Detected
RL = Reporting Limit
MDL = Method Detection Limit
E = Value Exceeds Calibration Range

J = Estimated Value
B = Analyte Found in Associated Method Blank
N = Presumptive Evidence of a Compound

CHEMTECH 284 Sheffield Street, Mountainside, NJ 07092 Phone: 908-789-8900 Fax: 908-789-8922

Report of Analysis

Client:	Shaw E & I, Inc.	**Date Collected:**	10/23/04
Project:	2004-05 NYCSCA	**Date Received:**	10/26/04
Client Sample ID:	PB-9	**SDG No.:**	S5409
Lab Sample ID:	S5409-03	**Matrix:**	WATER
Analytical Method:	8260	**% Moisture:**	100
Sample Wt/Vol:	5.0 Units: mL	**Soil Extract Vol:**	uL
Soil Aliquot Vol:	mL		

File ID:	Dilution:	Date Analyzed	Analytical Batch ID
VI102838.D	1	10/29/04	VI102104

CAS Number	Parameter	Conc.	Qualifier	RL	MDL	Units
TARGETS						
74-87-3	Chloromethane	0.68	U	5.0	0.68	ug/L
75-01-4	Vinyl chloride	0.27	U	5.0	0.27	ug/L
74-83-9	Bromomethane	0.78	U	5.0	0.78	ug/L
75-00-3	Chloroethane	0.88	U	5.0	0.88	ug/L
75-35-4	1,1-Dichloroethene	0.32	U	5.0	0.32	ug/L
67-64-1	Acetone	3.3	U	25	3.3	ug/L
75-15-0	Carbon disulfide	0.39	U	5.0	0.39	ug/L
75-09-2	Methylene Chloride	0.62	U	5.0	0.62	ug/L
156-60-5	trans-1,2-Dichloroethene	0.51	U	5.0	0.51	ug/L
75-34-3	1,1-Dichloroethane	0.22	U	5.0	0.22	ug/L
78-93-3	2-Butanone	2.8	U	25	2.8	ug/L
56-23-5	Carbon Tetrachloride	0.47	U	5.0	0.47	ug/L
156-59-2	cis-1,2-Dichloroethene	0.77	U	5.0	0.77	ug/L
67-66-3	Chloroform	0.99	J	5.0	0.58	ug/L
71-55-6	1,1,1-Trichloroethane	0.41	U	5.0	0.41	ug/L
71-43-2	Benzene	0.24	U	5.0	0.24	ug/L
107-06-2	1,2-Dichloroethane	0.32	U	5.0	0.32	ug/L
79-01-6	Trichloroethene	0.67	U	5.0	0.67	ug/L
78-87-5	1,2-Dichloropropane	0.63	U	5.0	0.63	ug/L
75-27-4	Bromodichloromethane	0.35	U	5.0	0.35	ug/L
108-10-1	4-Methyl-2-Pentanone	1.3	U	25	1.3	ug/L
108-88-3	Toluene	0.39	U	5.0	0.39	ug/L
10061-02-6	t-1,3-Dichloropropene	0.42	U	5.0	0.42	ug/L
10061-01-5	cis-1,3-Dichloropropene	0.15	U	5.0	0.15	ug/L
79-00-5	1,1,2-Trichloroethane	0.52	U	5.0	0.52	ug/L
591-78-6	2-Hexanone	0.66	U	25	0.66	ug/L
124-48-1	Dibromochloromethane	0.38	U	5.0	0.38	ug/L
127-18-4	Tetrachloroethene	4.1	J	5.0	0.33	ug/L
108-90-7	Chlorobenzene	0.37	U	5.0	0.37	ug/L
100-41-4	Ethyl Benzene	0.41	U	5.0	0.41	ug/L
136777-61-2	m/p-Xylenes	0.96	U	5.0	0.96	ug/L
95-47-6	o-Xylene	0.37	U	5.0	0.37	ug/L

U = Not Detected
RL = Reporting Limit
MDL = Method Detection Limit
E = Value Exceeds Calibration Range

J = Estimated Value
B = Analyte Found in Associated Method Blank
N = Presumptive Evidence of a Compound

CHEMTECH 284 Sheffield Street, Mountainside, NJ 07092 Phone: 908-789-8900 Fax: 908-789-8922

Report of Analysis

Client:	Shaw E & I, Inc.	**Date Collected:**	10/23/04
Project:	2004-05 NYCSCA	**Date Received:**	10/26/04
Client Sample ID:	PB-9	**SDG No.:**	S5409
Lab Sample ID:	S5409-03	**Matrix:**	WATER
Analytical Method:	8260	**% Moisture:**	100
Sample Wt/Vol:	5.0 Units: mL	**Soil Extract Vol:**	uL
Soil Aliquot Vol:	mL		

File ID:	Dilution:	Date Analyzed	Analytical Batch ID
VI102838.D	1	10/29/04	VI102104

CAS Number	Parameter	Conc.	Qualifier	RL	MDL	Units
100-42-5	Styrene	0.34	U	5.0	0.34	ug/L
75-25-2	Bromoform	0.25	U	5.0	0.25	ug/L
79-34-5	1,1,2,2-Tetrachloroethane	0.50	U	5.0	0.50	ug/L
SURROGATES						
17060-07-0	1,2-Dichloroethane-d4	44.92	90 %	72 - 119		SPK: 50
1868-53-7	Dibromofluoromethane	51.68	103 %	85 - 115		SPK: 50
2037-26-5	Toluene-d8	46.68	93 %	81 - 120		SPK: 50
460-00-4	4-Bromofluorobenzene	53.57	107 %	76 - 119		SPK: 50
INTERNAL STANDARDS						
363-72-4	Pentafluorobenzene	371853	4.13			
540-36-3	1,4-Difluorobenzene	789802	4.58			
3114-55-4	Chlorobenzene-d5	692403	7.59			
3855-82-1	1,4-Dichlorobenzene-d4	354626	9.82			

P11-2

U = Not Detected
RL = Reporting Limit
MDL = Method Detection Limit
E = Value Exceeds Calibration Range

J = Estimated Value
B = Analyte Found in Associated Method Blank
N = Presumptive Evidence of a Compound

CHEMTECH 284 Sheffield Street, Mountainside, NJ 07092 Phone: 908-789-8900 Fax: 908-789-8922

Report of Analysis

Client:	Shaw E & I, Inc.	**Date Collected:**	10/23/04
Project:	2004-05 NYCSCA	**Date Received:**	10/26/04
Client Sample ID:	PB-8(30-35)	**SDG No.:**	S5409
Lab Sample ID:	S5409-04	**Matrix:**	SOIL
Analytical Method:	8260	**% Moisture:**	19
Sample Wt/Vol:	5.0 Units: g	**Soil Extract Vol:**	uL
Soil Aliquot Vol:	mL		

File ID:	Dilution:	Date Analyzed	Analytical Batch ID
VK102852.D	1	10/28/04	VK100404

CAS Number	Parameter	Conc.	Qualifier	RL	MDL	Units
TARGETS						
74-87-3	Chloromethane	0.41	U	6.2	0.41	ug/Kg
75-01-4	Vinyl chloride	0.29	U	6.2	0.29	ug/Kg
74-83-9	Bromomethane	0.87	U	6.2	0.87	ug/Kg
75-00-3	Chloroethane	0.65	U	6.2	0.65	ug/Kg
75-35-4	1,1-Dichloroethene	0.27	U	6.2	0.27	ug/Kg
67-64-1	Acetone	15	JB	31	9.2	ug/Kg
75-15-0	Carbon disulfide	0.12	U	6.2	0.12	ug/Kg
75-09-2	Methylene Chloride	8.4	B	6.2	0.84	ug/Kg
156-60-5	trans-1,2-Dichloroethene	0.46	U	6.2	0.46	ug/Kg
75-34-3	1,1-Dichloroethane	0.44	U	6.2	0.44	ug/Kg
78-93-3	2-Butanone	2.8	U	31	2.8	ug/Kg
56-23-5	Carbon Tetrachloride	0.37	U	6.2	0.37	ug/Kg
156-59-2	cis-1,2-Dichloroethene	0.43	U	6.2	0.43	ug/Kg
67-66-3	Chloroform	0.29	U	6.2	0.29	ug/Kg
71-55-6	1,1,1-Trichloroethane	0.33	U	6.2	0.33	ug/Kg
71-43-2	Benzene	0.25	U	6.2	0.25	ug/Kg
107-06-2	1,2-Dichloroethane	3.8	U	6.2	3.8	ug/Kg
79-01-6	Trichloroethene	0.40	U	6.2	0.40	ug/Kg
78-87-5	1,2-Dichloropropane	0.41	U	6.2	0.41	ug/Kg
75-27-4	Bromodichloromethane	0.41	U	6.2	0.41	ug/Kg
108-10-1	4-Methyl-2-Pentanone	3.0	U	31	3.0	ug/Kg
108-88-3	Toluene	0.32	U	6.2	0.32	ug/Kg
10061-02-6	t-1,3-Dichloropropene	0.32	U	6.2	0.32	ug/Kg
10061-01-5	cis-1,3-Dichloropropene	0.24	U	6.2	0.24	ug/Kg
79-00-5	1,1,2-Trichloroethane	0.62	U	6.2	0.62	ug/Kg
591-78-6	2-Hexanone	3.9	U	31	3.9	ug/Kg
124-48-1	Dibromochloromethane	0.36	U	6.2	0.36	ug/Kg
127-18-4	Tetrachloroethene	0.78	U	6.2	0.78	ug/Kg
108-90-7	Chlorobenzene	0.43	U	6.2	0.43	ug/Kg
100-41-4	Ethyl Benzene	0.31	U	6.2	0.31	ug/Kg
136777-61-2	m/p-Xylenes	0.63	U	6.2	0.63	ug/Kg
95-47-6	o-Xylene	0.53	U	6.2	0.53	ug/Kg

U = Not Detected
RL = Reporting Limit
MDL = Method Detection Limit
E = Value Exceeds Calibration Range

J = Estimated Value
B = Analyte Found in Associated Method Blank
N = Presumptive Evidence of a Compound

CHEMTECH 284 Sheffield Street, Mountainside, NJ 07092 Phone: 908-789-8900 Fax: 908-789-8922

Report of Analysis

Client:	Shaw E & I, Inc.	**Date Collected:**	10/23/04
Project:	2004-05 NYCSCA	**Date Received:**	10/26/04
Client Sample ID:	PB-8(30-35)	**SDG No.:**	S5409
Lab Sample ID:	S5409-04	**Matrix:**	SOIL
Analytical Method:	8260	**% Moisture:**	19
Sample Wt/Vol:	5.0 Units: g	**Soil Extract Vol:**	uL
Soil Aliquot Vol:	mL		

File ID:	Dilution:	Date Analyzed	Analytical Batch ID
VK102852.D	1	10/28/04	VK100404

CAS Number	Parameter	Conc.	Qualifier	RL	MDL	Units
100-42-5	Styrene	0.39	U	6.2	0.39	ug/Kg
75-25-2	Bromoform	0.37	U	6.2	0.37	ug/Kg
79-34-5	1,1,2,2-Tetrachloroethane	0.65	U	6.2	0.65	ug/Kg
SURROGATES						
17060-07-0	1,2-Dichloroethane-d4	39.8	80 %	75 - 125		SPK: 50
1868-53-7	Dibromofluoromethane	51.57	103 %	75 - 125		SPK: 50
2037-26-5	Toluene-d8	52.4	105 %	75 - 125		SPK: 50
460-00-4	4-Bromofluorobenzene	41.71	83 %	75 - 125		SPK: 50
INTERNAL STANDARDS						
363-72-4	Pentafluorobenzene	251364	3.95			
540-36-3	1,4-Difluorobenzene	511939	4.56			
3114-55-4	Chlorobenzene-d5	380346	7.10			
3855-82-1	1,4-Dichlorobenzene-d4	189810	8.57			

SB11-2

U = Not Detected
RL = Reporting Limit
MDL = Method Detection Limit
E = Value Exceeds Calibration Range

J = Estimated Value
B = Analyte Found in Associated Method Blank
N = Presumptive Evidence of a Compound

CHEMTECH 284 Sheffield Street, Mountainside, NJ 07092 Phone: 908-789-8900 Fax: 908-789-8922

Report of Analysis

Client:	Shaw E & I, Inc.	**Date Collected:**	10/23/04
Project:	2004-05 NYCSCA	**Date Received:**	10/26/04
Client Sample ID:	PB-8	**SDG No.:**	S5409
Lab Sample ID:	S5409-05	**Matrix:**	WATER
Analytical Method:	8260	**% Moisture:**	100
Sample Wt/Vol:	5.0 **Units:** mL	**Soil Extract Vol:**	uL
Soil Aliquot Vol:	mL		

File ID:	Dilution:	Date Analyzed	Analytical Batch ID
VI102839.D	1	10/29/04	VI102104

CAS Number	Parameter	Conc.	Qualifier	RL	MDL	Units
TARGETS						
74-87-3	Chloromethane	0.68	U	5.0	0.68	ug/L
75-01-4	Vinyl chloride	0.27	U	5.0	0.27	ug/L
74-83-9	Bromomethane	0.78	U	5.0	0.78	ug/L
75-00-3	Chloroethane	0.88	U	5.0	0.88	ug/L
75-35-4	1,1-Dichloroethene	0.32	U	5.0	0.32	ug/L
67-64-1	Acetone	3.3	U	25	3.3	ug/L
75-15-0	Carbon disulfide	0.39	U	5.0	0.39	ug/L
75-09-2	Methylene Chloride	36		5.0	0.62	ug/L
156-60-5	trans-1,2-Dichloroethene	0.51	U	5.0	0.51	ug/L
75-34-3	1,1-Dichloroethane	0.22	U	5.0	0.22	ug/L
78-93-3	2-Butanone	2.8	U	25	2.8	ug/L
56-23-5	Carbon Tetrachloride	0.47	U	5.0	0.47	ug/L
156-59-2	cis-1,2-Dichloroethene	0.77	U	5.0	0.77	ug/L
67-66-3	Chloroform	0.78	J	5.0	0.58	ug/L
71-55-6	1,1,1-Trichloroethane	0.41	U	5.0	0.41	ug/L
71-43-2	Benzene	0.24	U	5.0	0.24	ug/L
107-06-2	1,2-Dichloroethane	0.32	U	5.0	0.32	ug/L
79-01-6	Trichloroethene	6.2		5.0	0.67	ug/L
78-87-5	1,2-Dichloropropane	0.63	U	5.0	0.63	ug/L
75-27-4	Bromodichloromethane	0.35	U	5.0	0.35	ug/L
108-10-1	4-Methyl-2-Pentanone	1.3	U	25	1.3	ug/L
108-88-3	Toluene	0.39	U	5.0	0.39	ug/L
10061-02-6	t-1,3-Dichloropropene	0.42	U	5.0	0.42	ug/L
10061-01-5	cis-1,3-Dichloropropene	0.15	U	5.0	0.15	ug/L
79-00-5	1,1,2-Trichloroethane	0.52	U	5.0	0.52	ug/L
591-78-6	2-Hexanone	0.66	U	25	0.66	ug/L
124-48-1	Dibromochloromethane	0.38	U	5.0	0.38	ug/L
127-18-4	Tetrachloroethene	0.33	U	5.0	0.33	ug/L
108-90-7	Chlorobenzene	0.37	U	5.0	0.37	ug/L
100-41-4	Ethyl Benzene	0.41	U	5.0	0.41	ug/L
136777-61-2	m/p-Xylenes	0.96	U	5.0	0.96	ug/L
95-47-6	o-Xylene	0.37	U	5.0	0.37	ug/L

U = Not Detected
RL = Reporting Limit
MDL = Method Detection Limit
E = Value Exceeds Calibration Range
J = Estimated Value
B = Analyte Found in Associated Method Blank
N = Presumptive Evidence of a Compound

CHEMTECH 284 Sheffield Street, Mountainside, NJ 07092 Phone: 908-789-8900 Fax: 908-789-8922

Report of Analysis

Client:	Shaw E & I, Inc.	Date Collected:	10/23/04
Project:	2004-05 NYCSCA	Date Received:	10/26/04
Client Sample ID:	PB-8	SDG No.:	S5409
Lab Sample ID:	S5409-05	Matrix:	WATER
Analytical Method:	8260	% Moisture:	100
Sample Wt/Wol:	5.0 Units: mL	Soil Extract Vol:	uL
Soil Aliquot Vol:	mL		

File ID:	Dilution:	Date Analyzed	Analytical Batch ID
VI102839.D	1	10/29/04	VI102104

CAS Number	Parameter	Conc.	Qualifier	RL	MDL	Units
100-42-5	Styrene	0.34	U	5.0	0.34	ug/L
75-25-2	Bromoform	0.25	U	5.0	0.25	ug/L
79-34-5	1,1,2,2-Tetrachloroethane	0.50	U	5.0	0.50	ug/L
SURROGATES						
17060-07-0	1,2-Dichloroethane-d4	45.25	91 %	72 - 119		SPK: 50
1868-53-7	Dibromofluoromethane	52.22	104 %	85 - 115		SPK: 50
2037-26-5	Toluene-d8	45.69	91 %	81 - 120		SPK: 50
460-00-4	4-Bromofluorobenzene	53.01	106 %	76 - 119		SPK: 50
INTERNAL STANDARDS						
363-72-4	Pentafluorobenzene	368089	4.13			
540-36-3	1,4-Difluorobenzene	796462	4.58			
3114-55-4	Chlorobenzene-d5	692100	7.60			
3855-82-1	1,4-Dichlorobenzene-d4	343214	9.83			

PD11-2

U = Not Detected
RL = Reporting Limit
MDL = Method Detection Limit
E = Value Exceeds Calibration Range
J = Estimated Value
B = Analyte Found in Associated Method Blank
N = Presumptive Evidence of a Compound

CHEMTECH 284 Sheffield Street, Mountainside, NJ 07092 Phone: 908-789-8900 Fax: 908-789-8922

Report of Analysis

Client:	Shaw E & I, Inc.	**Date Collected:**	10/24/04
Project:	2004-05 NYCSCA	**Date Received:**	10/26/04
Client Sample ID:	PB-11	**SDG No.:**	S5409
Lab Sample ID:	S5409-06	**Matrix:**	WATER
Analytical Method:	8260	**% Moisture:**	100
Sample Wt/Wol:	5.0 Units: mL	**Soil Extract Vol:**	uL
Soil Aliquot Vol:	mL		

File ID:	Dilution:	Date Analyzed	Analytical Batch ID
VI102840.D	1	10/29/04	VI102104

CAS Number	Parameter	Conc.	Qualifier	RL	MDL	Units
TARGETS						
74-87-3	Chloromethane	0.68	U	5.0	0.68	ug/L
75-01-4	Vinyl chloride	0.27	U	5.0	0.27	ug/L
74-83-9	Bromomethane	0.78	U	5.0	0.78	ug/L
75-00-3	Chloroethane	0.88	U	5.0	0.88	ug/L
75-35-4	1,1-Dichloroethene	0.32	U	5.0	0.32	ug/L
67-64-1	Acetone	3.3	U	25	3.3	ug/L
75-15-0	Carbon disulfide	0.39	U	5.0	0.39	ug/L
75-09-2	Methylene Chloride	0.62	U	5.0	0.62	ug/L
156-60-5	trans-1,2-Dichloroethene	0.51	U	5.0	0.51	ug/L
75-34-3	1,1-Dichloroethane	0.22	U	5.0	0.22	ug/L
78-93-3	2-Butanone	2.8	U	25	2.8	ug/L
56-23-5	Carbon Tetrachloride	0.47	U	5.0	0.47	ug/L
156-59-2	cis-1,2-Dichloroethene	0.77	U	5.0	0.77	ug/L
67-66-3	Chloroform	0.58	U	5.0	0.58	ug/L
71-55-6	1,1,1-Trichloroethane	0.41	U	5.0	0.41	ug/L
71-43-2	Benzene	0.24	U	5.0	0.24	ug/L
107-06-2	1,2-Dichloroethane	0.32	U	5.0	0.32	ug/L
79-01-6	Trichloroethene	0.67	U	5.0	0.67	ug/L
78-87-5	1,2-Dichloropropane	0.63	U	5.0	0.63	ug/L
75-27-4	Bromodichloromethane	0.35	U	5.0	0.35	ug/L
108-10-1	4-Methyl-2-Pentanone	1.3	U	25	1.3	ug/L
108-88-3	Toluene	0.39	U	5.0	0.39	ug/L
10061-02-6	t-1,3-Dichloropropene	0.42	U	5.0	0.42	ug/L
10061-01-5	cis-1,3-Dichloropropene	0.15	U	5.0	0.15	ug/L
79-00-5	1,1,2-Trichloroethane	0.52	U	5.0	0.52	ug/L
591-78-6	2-Hexanone	0.66	U	25	0.66	ug/L
124-48-1	Dibromochloromethane	0.38	U	5.0	0.38	ug/L
127-18-4	Tetrachloroethene	0.33	U	5.0	0.33	ug/L
108-90-7	Chlorobenzene	0.37	U	5.0	0.37	ug/L
100-41-4	Ethyl Benzene	0.41	U	5.0	0.41	ug/L
136777-61-2	m/p-Xylenes	0.96	U	5.0	0.96	ug/L
95-47-6	o-Xylene	0.37	U	5.0	0.37	ug/L

U = Not Detected
RL = Reporting Limit
MDL = Method Detection Limit
E = Value Exceeds Calibration Range

J = Estimated Value
B = Analyte Found in Associated Method Blank
N = Presumptive Evidence of a Compound

CHEMTECH 284 Sheffield Street, Mountainside, NJ 07092 Phone: 908-789-8900 Fax: 908-789-8922

Report of Analysis

Client:	Shaw E & I, Inc.	**Date Collected:**	10/24/04
Project:	2004-05 NYCSCA	**Date Received:**	10/26/04
Client Sample ID:	PB-11	**SDG No.:**	S5409
Lab Sample ID:	S5409-06	**Matrix:**	WATER
Analytical Method:	8260	**% Moisture:**	100
Sample Wt/Vol:	5.0 **Units:** mL	**Soil Extract Vol:**	uL
Soil Aliquot Vol:	mL		

File ID:	Dilution:	Date Analyzed	Analytical Batch ID
VI102840.D	1	10/29/04	VI102104

CAS Number	Parameter	Conc.	Qualifier	RL	MDL	Units
100-42-5	Styrene	0.34	U	5.0	0.34	ug/L
75-25-2	Bromoform	0.25	U	5.0	0.25	ug/L
79-34-5	1,1,2,2-Tetrachloroethane	0.50	U	5.0	0.50	ug/L
SURROGATES						
17060-07-0	1,2-Dichloroethane-d4	44.07	88 %	72 - 119		SPK: 50
1868-53-7	Dibromofluoromethane	52.32	105 %	85 - 115		SPK: 50
2037-26-5	Toluene-d8	45.82	92 %	81 - 120		SPK: 50
460-00-4	4-Bromofluorobenzene	52.54	105 %	76 - 119		SPK: 50
INTERNAL STANDARDS						
363-72-4	Pentafluorobenzene	380530	4.13			
540-36-3	1,4-Difluorobenzene	805722	4.58			
3114-55-4	Chlorobenzene-d5	723692	7.60			
3855-82-1	1,4-Dichlorobenzene-d4	337341	9.83			

U = Not Detected
RL = Reporting Limit
MDL = Method Detection Limit
E = Value Exceeds Calibration Range

J = Estimated Value
B = Analyte Found in Associated Method Blank
N = Presumptive Evidence of a Compound

CHEMTECH 284 Sheffield Street, Mountainside, NJ 07092 Phone: 908-789-8900 Fax: 908-789-8922

Report of Analysis

Client:	Shaw E & I, Inc.	**Date Collected:**	10/24/04
Project:	2004-05 NYCSCA	**Date Received:**	10/26/04
Client Sample ID:	PB-6	**SDG No.:**	S5409
Lab Sample ID:	S5409-07	**Matrix:**	WATER
Analytical Method:	8260	**% Moisture:**	100
Sample Wt/Vol:	5.0 Units: mL	**Soil Extract Vol:**	uL
Soil Aliquot Vol:	mL		

File ID:	Dilution:	Date Analyzed	Analytical Batch ID
VI102841.D	1	10/29/04	VI102104

CAS Number	Parameter	Conc.	Qualifier	RL	MDL	Units
TARGETS						
74-87-3	Chloromethane	0.68	U	5.0	0.68	ug/L
75-01-4	Vinyl chloride	0.27	U	5.0	0.27	ug/L
74-83-9	Bromomethane	0.78	U	5.0	0.78	ug/L
75-00-3	Chloroethane	0.88	U	5.0	0.88	ug/L
75-35-4	1,1-Dichloroethene	0.32	U	5.0	0.32	ug/L
67-64-1	Acetone	3.3	U	25	3.3	ug/L
75-15-0	Carbon disulfide	0.39	U	5.0	0.39	ug/L
75-09-2	Methylene Chloride	48		5.0	0.62	ug/L
156-60-5	trans-1,2-Dichloroethene	0.51	U	5.0	0.51	ug/L
75-34-3	1,1-Dichloroethane	0.22	U	5.0	0.22	ug/L
78-93-3	2-Butanone	2.8	U	25	2.8	ug/L
56-23-5	Carbon Tetrachloride	0.47	U	5.0	0.47	ug/L
156-59-2	cis-1,2-Dichloroethene	0.77	U	5.0	0.77	ug/L
67-66-3	Chloroform	0.58	U	5.0	0.58	ug/L
71-55-6	1,1,1-Trichloroethane	0.41	U	5.0	0.41	ug/L
71-43-2	Benzene	0.24	U	5.0	0.24	ug/L
107-06-2	1,2-Dichloroethane	0.32	U	5.0	0.32	ug/L
79-01-6	Trichloroethene	0.67	U	5.0	0.67	ug/L
78-87-5	1,2-Dichloropropane	0.63	U	5.0	0.63	ug/L
75-27-4	Bromodichloromethane	0.35	U	5.0	0.35	ug/L
108-10-1	4-Methyl-2-Pentanone	1.3	U	25	1.3	ug/L
108-88-3	Toluene	0.39	U	5.0	0.39	ug/L
10061-02-6	t-1,3-Dichloropropene	0.42	U	5.0	0.42	ug/L
10061-01-5	cis-1,3-Dichloropropene	0.15	U	5.0	0.15	ug/L
79-00-5	1,1,2-Trichloroethane	0.52	U	5.0	0.52	ug/L
591-78-6	2-Hexanone	0.66	U	25	0.66	ug/L
124-48-1	Dibromochloromethane	0.38	U	5.0	0.38	ug/L
127-18-4	Tetrachloroethene	0.94	J	5.0	0.33	ug/L
108-90-7	Chlorobenzene	0.37	U	5.0	0.37	ug/L
100-41-4	Ethyl Benzene	0.41	U	5.0	0.41	ug/L
136777-61-2	m/p-Xylenes	0.96	U	5.0	0.96	ug/L
95-47-6	o-Xylene	0.37	U	5.0	0.37	ug/L

U = Not Detected
RL = Reporting Limit
MDL = Method Detection Limit
E = Value Exceeds Calibration Range

J = Estimated Value
B = Analyte Found in Associated Method Blank
N = Presumptive Evidence of a Compound

CHEMTECH 284 Sheffield Street, Mountainside, NJ 07092 Phone: 908-789-8900 Fax: 908-789-8922

Report of Analysis

Client:	Shaw E & I, Inc.	**Date Collected:**	10/24/04
Project:	2004-05 NYCSCA	**Date Received:**	10/26/04
Client Sample ID:	PB-6	**SDG No.:**	S5409
Lab Sample ID:	S5409-07	**Matrix:**	WATER
Analytical Method:	8260	**% Moisture:**	100
Sample Wt/Vol:	5.0 **Units:** mL	**Soil Extract Vol:**	uL
Soil Aliquot Vol:	mL		

File ID:	Dilution:	Date Analyzed	Analytical Batch ID
VI102841.D	1	10/29/04	VI102104

CAS Number	Parameter	Conc.	Qualifier	RL	MDL	Units
100-42-5	Styrene	0.34	U	5.0	0.34	ug/L
75-25-2	Bromoform	0.25	U	5.0	0.25	ug/L
79-34-5	1,1,2,2-Tetrachloroethane	0.50	U	5.0	0.50	ug/L
SURROGATES						
17060-07-0	1,2-Dichloroethane-d4	43.25	87 %	72 - 119		SPK: 50
1868-53-7	Dibromofluoromethane	53.49	107 %	85 - 115		SPK: 50
2037-26-5	Toluene-d8	48.06	96 %	81 - 120		SPK: 50
460-00-4	4-Bromofluorobenzene	56.68	113 %	76 - 119		SPK: 50
INTERNAL STANDARDS						
363-72-4	Pentafluorobenzene	373218	4.13			
540-36-3	1,4-Difluorobenzene	780600	4.58			
3114-55-4	Chlorobenzene-d5	693573	7.60			
3855-82-1	1,4-Dichlorobenzene-d4	361790	9.82			

PB112

U = Not Detected
RL = Reporting Limit
MDL = Method Detection Limit
E = Value Exceeds Calibration Range

J = Estimated Value
B = Analyte Found in Associated Method Blank
N = Presumptive Evidence of a Compound

CHEMTECH 284 Sheffield Street, Mountainside, NJ 07092 Phone: 908-789-8900 Fax: 908-789-8922

Report of Analysis

Client:	Shaw E & I, Inc.	**Date Collected:**	10/24/04
Project:	2004-05 NYCSCA	**Date Received:**	10/26/04
Client Sample ID:	PB-5	**SDG No.:**	S5409
Lab Sample ID:	S5409-08	**Matrix:**	WATER
Analytical Method:	8260	**% Moisture:**	100
Sample Wt/Vol:	5.0 Units: mL	**Soil Extract Vol:**	uL
Soil Aliquot Vol:	mL		

File ID:	Dilution:	Date Analyzed	Analytical Batch ID
VI102842.D	1	10/29/04	VI102104

CAS Number	Parameter	Conc.	Qualifier	RL	MDL	Units
TARGETS						
74-87-3	Chloromethane	0.68	U	5.0	0.68	ug/L
75-01-4	Vinyl chloride	0.27	U	5.0	0.27	ug/L
74-83-9	Bromomethane	0.78	U	5.0	0.78	ug/L
75-00-3	Chloroethane	0.88	U	5.0	0.88	ug/L
75-35-4	1,1-Dichloroethene	0.32	U	5.0	0.32	ug/L
67-64-1	Acetone	3.3	U	25	3.3	ug/L
75-15-0	Carbon disulfide	0.39	U	5.0	0.39	ug/L
75-09-2	Methylene Chloride	0.62	U	5.0	0.62	ug/L
156-60-5	trans-1,2-Dichloroethene	0.70	J	5.0	0.51	ug/L
75-34-3	1,1-Dichloroethane	0.22	U	5.0	0.22	ug/L
78-93-3	2-Butanone	2.8	U	25	2.8	ug/L
56-23-5	Carbon Tetrachloride	0.47	U	5.0	0.47	ug/L
156-59-2	cis-1,2-Dichloroethene	7.8		5.0	0.77	ug/L
67-66-3	Chloroform	0.58	U	5.0	0.58	ug/L
71-55-6	1,1,1-Trichloroethane	0.41	U	5.0	0.41	ug/L
71-43-2	Benzene	0.24	U	5.0	0.24	ug/L
107-06-2	1,2-Dichloroethane	0.32	U	5.0	0.32	ug/L
79-01-6	Trichloroethene	0.67	U	5.0	0.67	ug/L
78-87-5	1,2-Dichloropropane	0.63	U	5.0	0.63	ug/L
75-27-4	Bromodichloromethane	0.35	U	5.0	0.35	ug/L
108-10-1	4-Methyl-2-Pentanone	1.3	U	25	1.3	ug/L
108-88-3	Toluene	0.39	U	5.0	0.39	ug/L
10061-02-6	t-1,3-Dichloropropene	0.42	U	5.0	0.42	ug/L
10061-01-5	cis-1,3-Dichloropropene	0.15	U	5.0	0.15	ug/L
79-00-5	1,1,2-Trichloroethane	0.52	U	5.0	0.52	ug/L
591-78-6	2-Hexanone	0.66	U	25	0.66	ug/L
124-48-1	Dibromochloromethane	0.38	U	5.0	0.38	ug/L
127-18-4	Tetrachloroethene	2.2	J	5.0	0.33	ug/L
108-90-7	Chlorobenzene	0.37	U	5.0	0.37	ug/L
100-41-4	Ethyl Benzene	0.41	U	5.0	0.41	ug/L
136777-61-2	m/p-Xylenes	0.96	U	5.0	0.96	ug/L
95-47-6	o-Xylene	0.37	U	5.0	0.37	ug/L

U = Not Detected
RL = Reporting Limit
MDL = Method Detection Limit
E = Value Exceeds Calibration Range

J = Estimated Value
B = Analyte Found in Associated Method Blank
N = Presumptive Evidence of a Compound

CHEMTECH 284 Sheffield Street, Mountainside, NJ 07092 Phone: 908-789-8900 Fax: 908-789-8922

Report of Analysis

Client:	Shaw E & I, Inc.	**Date Collected:**	10/24/04
Project:	2004-05 NYCSCA	**Date Received:**	10/26/04
Client Sample ID:	PB-5	**SDG No.:**	S5409
Lab Sample ID:	S5409-08	**Matrix:**	WATER
Analytical Method:	8260	**% Moisture:**	100
Sample Wt/Vol:	5.0 **Units:** mL	**Soil Extract Vol:**	uL
Soil Aliquot Vol:	mL		

File ID:	Dilution:	Date Analyzed	Analytical Batch ID
VI102842.D	1	10/29/04	VI102104

CAS Number	Parameter	Conc.	Qualifier	RL	MDL	Units
100-42-5	Styrene	0.34	U	5.0	0.34	ug/L
75-25-2	Bromoform	0.25	U	5.0	0.25	ug/L
79-34-5	1,1,2,2-Tetrachloroethane	0.50	U	5.0	0.50	ug/L
SURROGATES						
17060-07-0	1,2-Dichloroethane-d4	44.76	90 %	72 - 119		SPK: 50
1868-53-7	Dibromofluoromethane	51.18	102 %	85 - 115		SPK: 50
2037-26-5	Toluene-d8	45.76	92 %	81 - 120		SPK: 50
460-00-4	4-Bromofluorobenzene	50.08	100 %	76 - 119		SPK: 50
INTERNAL STANDARDS						
363-72-4	Pentafluorobenzene	375748	4.13			
540-36-3	1,4-Difluorobenzene	810611	4.58			
3114-55-4	Chlorobenzene-d5	705247	7.60			
3855-82-1	1,4-Dichlorobenzene-d4	339996	9.82			

10/11/04

U = Not Detected
RL = Reporting Limit
MDL = Method Detection Limit
E = Value Exceeds Calibration Range

J = Estimated Value
B = Analyte Found in Associated Method Blank
N = Presumptive Evidence of a Compound

CHEMTECH 284 Sheffield Street, Mountainside, NJ 07092 Phone: 908-789-8900 Fax: 908-789-8922

Report of Analysis

Client:	Shaw E & I, Inc.	**Date Collected:**	10/24/04
Project:	2004-05 NYCSCA	**Date Received:**	10/26/04
Client Sample ID:	PB-4	**SDG No.:**	S5409
Lab Sample ID:	S5409-09	**Matrix:**	WATER
Analytical Method:	8260	**% Moisture:**	100
Sample Wt/Vol:	5.0 Units: mL	**Soil Extract Vol:**	uL
Soil Aliquot Vol:	mL		

File ID:	Dilution:	Date Analyzed	Analytical Batch ID
VI102843.D	1	10/29/04	VI102104

CAS Number	Parameter	Conc.	Qualifier	RL	MDL	Units
TARGETS						
74-87-3	Chloromethane	4.0	J	5.0	0.68	ug/L
75-01-4	Vinyl chloride	0.27	U	5.0	0.27	ug/L
74-83-9	Bromomethane	0.78	U	5.0	0.78	ug/L
75-00-3	Chloroethane	20		5.0	0.88	ug/L
75-35-4	1,1-Dichloroethene	0.32	U	5.0	0.32	ug/L
67-64-1	Acetone	24	J	25	3.3	ug/L
75-15-0	Carbon disulfide	0.39	U	5.0	0.39	ug/L
75-09-2	Methylene Chloride	0.62	U	5.0	0.62	ug/L
156-60-5	trans-1,2-Dichloroethene	0.51	U	5.0	0.51	ug/L
75-34-3	1,1-Dichloroethane	0.22	U	5.0	0.22	ug/L
78-93-3	2-Butanone	13	J	25	2.8	ug/L
56-23-5	Carbon Tetrachloride	0.47	U	5.0	0.47	ug/L
156-59-2	cis-1,2-Dichloroethene	0.77	U	5.0	0.77	ug/L
67-66-3	Chloroform	0.58	U	5.0	0.58	ug/L
71-55-6	1,1,1-Trichloroethane	0.41	U	5.0	0.41	ug/L
71-43-2	Benzene	0.24	U	5.0	0.24	ug/L
107-06-2	1,2-Dichloroethane	0.32	U	5.0	0.32	ug/L
79-01-6	Trichloroethene	0.67	U	5.0	0.67	ug/L
78-87-5	1,2-Dichloropropane	0.63	U	5.0	0.63	ug/L
75-27-4	Bromodichloromethane	0.35	U	5.0	0.35	ug/L
108-10-1	4-Methyl-2-Pentanone	1.3	U	25	1.3	ug/L
108-88-3	Toluene	0.39	U	5.0	0.39	ug/L
10061-02-6	t-1,3-Dichloropropene	0.42	U	5.0	0.42	ug/L
10061-01-5	cis-1,3-Dichloropropene	0.15	U	5.0	0.15	ug/L
79-00-5	1,1,2-Trichloroethane	0.52	U	5.0	0.52	ug/L
591-78-6	2-Hexanone	0.66	U	25	0.66	ug/L
124-48-1	Dibromochloromethane	0.38	U	5.0	0.38	ug/L
127-18-4	Tetrachloroethene	0.33	U	5.0	0.33	ug/L
108-90-7	Chlorobenzene	0.37	U	5.0	0.37	ug/L
100-41-4	Ethyl Benzene	0.41	U	5.0	0.41	ug/L
136777-61-2	m/p-Xylenes	0.96	U	5.0	0.96	ug/L
95-47-6	o-Xylene	0.37	U	5.0	0.37	ug/L

U = Not Detected
RL = Reporting Limit
MDL = Method Detection Limit
E = Value Exceeds Calibration Range

J = Estimated Value
B = Analyte Found in Associated Method Blank
N = Presumptive Evidence of a Compound

CHEMTECH 284 Sheffield Street, Mountainside, NJ 07092 Phone: 908-789-8900 Fax: 908-789-8922

Report of Analysis

Client:	Shaw E & I, Inc.	**Date Collected:**	10/24/04
Project:	2004-05 NYCSCA	**Date Received:**	10/26/04
Client Sample ID:	PB-4	**SDG No.:**	S5409
Lab Sample ID:	S5409-09	**Matrix:**	WATER
Analytical Method:	8260	**% Moisture:**	100
Sample Wt/Wol:	5.0 Units: mL	**Soil Extract Vol:**	uL
Soil Aliquot Vol:	mL		

File ID:	Dilution:	Date Analyzed	Analytical Batch ID
VI102843.D	1	10/29/04	VI102104

CAS Number	Parameter	Conc.	Qualifier	RL	MDL	Units
100-42-5	Styrene	0.34	U	5.0	0.34	ug/L
75-25-2	Bromoform	0.25	U	5.0	0.25	ug/L
79-34-5	1,1,2,2-Tetrachloroethane	0.50	U	5.0	0.50	ug/L
SURROGATES						
17060-07-0	1,2-Dichloroethane-d4	43.72	87 %	72 - 119		SPK: 50
1868-53-7	Dibromofluoromethane	53.61	107 %	85 - 115		SPK: 50
2037-26-5	Toluene-d8	46.78	94 %	81 - 120		SPK: 50
460-00-4	4-Bromofluorobenzene	51.78	104 %	76 - 119		SPK: 50
INTERNAL STANDARDS						
363-72-4	Pentafluorobenzene	381932	4.13			
540-36-3	1,4-Difluorobenzene	800942	4.58			
3114-55-4	Chlorobenzene-d5	710014	7.60			
3855-82-1	1,4-Dichlorobenzene-d4	348956	9.82			
TENTITIVE IDENTIFIED COMPOUNDS						
123728	Butanal	6.2	J	3.60		ug/L
110623	Pentanal	5.7	J	5.38		ug/L
66251	Hexanal	5.9	J	7.33		ug/L
124130	Octanal	5.2	J	9.99		ug/L

18112

U = Not Detected
RL = Reporting Limit
MDL = Method Detection Limit
E = Value Exceeds Calibration Range

J = Estimated Value
B = Analyte Found in Associated Method Blank
N = Presumptive Evidence of a Compound

CHEMTECH 284 Sheffield Street, Mountainside, NJ 07092 Phone: 908-789-8900 Fax: 908-789-8922

Report of Analysis

Client:	Shaw E & I, Inc.	**Date Collected:**	10/24/04
Project:	2004-05 NYCSCA	**Date Received:**	10/26/04
Client Sample ID:	TRIPBLANK	**SDG No.:**	S5409
Lab Sample ID:	S5409-10	**Matrix:**	WATER
Analytical Method:	8260	**% Moisture:**	100
Sample Wt/Vol:	5.0 Units: mL	**Soil Extract Vol:**	uL
Soil Aliquot Vol:	mL		

File ID:	Dilution:	Date Analyzed	Analytical Batch ID
VI102834.D	1	10/29/04	VI102104

CAS Number	Parameter	Conc.	Qualifier	RL	MDL	Units
TARGETS						
74-87-3	Chloromethane	0.68	U	5.0	0.68	ug/L
75-01-4	Vinyl chloride	0.27	U	5.0	0.27	ug/L
74-83-9	Bromomethane	0.78	U	5.0	0.78	ug/L
75-00-3	Chloroethane	0.88	U	5.0	0.88	ug/L
75-35-4	1,1-Dichloroethene	0.32	U	5.0	0.32	ug/L
67-64-1	Acetone	10	J	25	3.3	ug/L
75-15-0	Carbon disulfide	0.39	U	5.0	0.39	ug/L
75-09-2	Methylene Chloride	0.62	U	5.0	0.62	ug/L
156-60-5	trans-1,2-Dichloroethene	0.51	U	5.0	0.51	ug/L
75-34-3	1,1-Dichloroethane	0.22	U	5.0	0.22	ug/L
78-93-3	2-Butanone	2.8	U	25	2.8	ug/L
56-23-5	Carbon Tetrachloride	0.47	U	5.0	0.47	ug/L
156-59-2	cis-1,2-Dichloroethene	0.77	U	5.0	0.77	ug/L
67-66-3	Chloroform	0.58	U	5.0	0.58	ug/L
71-55-6	1,1,1-Trichloroethane	0.41	U	5.0	0.41	ug/L
71-43-2	Benzene	0.24	U	5.0	0.24	ug/L
107-06-2	1,2-Dichloroethane	0.32	U	5.0	0.32	ug/L
79-01-6	Trichloroethene	0.67	U	5.0	0.67	ug/L
78-87-5	1,2-Dichloropropane	0.63	U	5.0	0.63	ug/L
75-27-4	Bromodichloromethane	0.35	U	5.0	0.35	ug/L
108-10-1	4-Methyl-2-Pentanone	1.3	U	25	1.3	ug/L
108-88-3	Toluene	0.39	U	5.0	0.39	ug/L
10061-02-6	t-1,3-Dichloropropene	0.42	U	5.0	0.42	ug/L
10061-01-5	cis-1,3-Dichloropropene	0.15	U	5.0	0.15	ug/L
79-00-5	1,1,2-Trichloroethane	0.52	U	5.0	0.52	ug/L
591-78-6	2-Hexanone	0.66	U	25	0.66	ug/L
124-48-1	Dibromochloromethane	0.38	U	5.0	0.38	ug/L
127-18-4	Tetrachloroethene	0.33	U	5.0	0.33	ug/L
108-90-7	Chlorobenzene	0.37	U	5.0	0.37	ug/L
100-41-4	Ethyl Benzene	0.41	U	5.0	0.41	ug/L
136777-61-2	m/p-Xylenes	0.96	U	5.0	0.96	ug/L
95-47-6	o-Xylene	0.37	U	5.0	0.37	ug/L

U = Not Detected
RL = Reporting Limit
MDL = Method Detection Limit
E = Value Exceeds Calibration Range

J = Estimated Value
B = Analyte Found in Associated Method Blank
N = Presumptive Evidence of a Compound

CHEMTECH 284 Sheffield Street, Mountainside, NJ 07092 Phone: 908-789-8900 Fax: 908-789-8922

Report of Analysis

Client:	Shaw E & I, Inc.	**Date Collected:**	10/24/04
Project:	2004-05 NYCSCA	**Date Received:**	10/26/04
Client Sample ID:	TRIPBLANK	**SDG No.:**	S5409
Lab Sample ID:	S5409-10	**Matrix:**	WATER
Analytical Method:	8260	**% Moisture:**	100
Sample Wt/Vol:	5.0 Units: mL	**Soil Extract Vol:**	uL
Soil Aliquot Vol:	mL		

File ID:	Dilution:	Date Analyzed	Analytical Batch ID
VI102834.D	1	10/29/04	VI102104

CAS Number	Parameter	Conc.	Qualifier	RL	MDL	Units
100-42-5	Styrene	0.34	U	5.0	0.34	ug/L
75-25-2	Bromoform	0.25	U	5.0	0.25	ug/L
79-34-5	1,1,2,2-Tetrachloroethane	0.50	U	5.0	0.50	ug/L
SURROGATES						
17060-07-0	1,2-Dichloroethane-d4	42.76	86 %	72 - 119		SPK: 50
1868-53-7	Dibromofluoromethane	51.74	103 %	85 - 115		SPK: 50
2037-26-5	Toluene-d8	45.91	92 %	81 - 120		SPK: 50
460-00-4	4-Bromofluorobenzene	52.61	105 %	76 - 119		SPK: 50
INTERNAL STANDARDS						
363-72-4	Pentafluorobenzene	386099	4.13			
540-36-3	1,4-Difluorobenzene	795843	4.58			
3114-55-4	Chlorobenzene-d5	688580	7.60			
3855-82-1	1,4-Dichlorobenzene-d4	336661	9.82			

10/12

U = Not Detected
RL = Reporting Limit
MDL = Method Detection Limit
E = Value Exceeds Calibration Range

J = Estimated Value
B = Analyte Found in Associated Method Blank
N = Presumptive Evidence of a Compound

11/11/2004 09:21 838 854 2882 EMSL ANALYTICAL PAGE 02

EMSL Analytical, Inc., TO-15 Laboratory, 1 Cooper Street, Westmont, NJ 08108 phone (800)220-3675

November 11, 2004

Mike Sherwood
Shaw E & I
4 Commerce Drive South
Harriman, NY 10926

Fax: (845) 492-3101

RE: EMSL 280400789
Project:
TO-15 ANALYSIS

Dear Mike:

Attached please find the lab report and results for the above referenced analysis. If you have any questions or need further information please do not hesitate to contact me at extension 1262.

Sincerely,

SVE/aith

Scott VanEtten
Senior Chemist
IH Laboratory Manager

AIHA Laboratory No. 100194

NJ-NELAP Laboratory No. 04653

VOLATILE ORGANICS DATA ANALYSIS SUMMARY
EPA COMPENDIUM TO-15

Lab Name:	EMSL ANALYTICAL	**Air Results for Project:**	EMSL 280400789
Lab City:	WESTMONT, NJ	**Field ID Number:**	PB3
Instrument ID:	5972-VOA#4	**Laboratory ID Number:**	280400789-1
C Column:	RTX-502.2 60m 0.25mm 1.4u	**Sampling Date:**	11/1/04
Acquisition Method:	102404TO.M	**Lab File ID:**	j5867.d
Calibration Date:	10/24/04	**Analysis Date:**	11/09/04
Matrix:	Air	**Time Acquired:**	2:35am
Latest MDL Date:	8/9/04	**Sample Volume(mL):**	250
Analyst:	SWV/mh	**Dilution Factor:**	1
		Can ID:	R2675

Compound	CAS Number	Molecular Weight	Results ppbv	Q	Results ug/m3	Reporting Limit(PQL) ppbv at 250mL
Propylene	115-07-1	42	98	D	170	1.0
Freon 12(Dichlorodifluoromethane)	75-71-8	121	1.2		5.8	0.50
Freon 114(1,2-Dichlorotetrafluoroethan	76-14-2	171	0.50	U	3.5	0.50
Chloromethane	74-87-3	50	0.50	U	1.0	0.50
Vinyl chloride	75-01-4	63	0.50	U	1.3	0.50
1,3-Butadiene	106-99-0	54	16		36	0.50
Bromomethane	74-83-9	95	0.50	U	1.9	0.50
Chloroethane	75-00-3	65	0.50	U	1.3	0.50
Ethanol	64-17-5	46	230	D	430	1.5
Freon 11(Trichlorofluoromethane)	75-69-4	137	0.94		5.3	0.50
Isopropyl alcohol(2-Propanol)	67-63-0	60	170	D	420	1.5
Freon 113(1,1,2-Trichlorotrifluoroethan	76-13-1	187	0.50	U	3.8	0.50
Acetone	67-64-1	58	45	D	110	3.0
1,1-Dichloroethene	75-35-4	97	0.50	U	2.0	0.50
Carbon disulfide	75-15-0	76	1.1		3.6	0.50
Methylene chloride	75-09-2	85	1.5	U	5.2	1.5
thyl-tert-butyl ether(MTBE)	1634-04-4	88	0.54		2.0	0.50
ans-1,2-Dichloroethene	156-60-5	97	0.50	U	2.0	0.50
n-Hexane	110-54-3	86	16		56	0.50
1,1-Dichloroethane	75-34-3	99	0.50	U	2.0	0.50
Vinyl acetate	108-05-4	86	0.50	U	1.8	0.50
2-Butanone(MEK)	78-93-3	72	9.0		26	0.50
cis-1,2-Dichloroethene	156-59-2	97	0.50	U	2.0	0.50
Ethyl acetate	141-78-6	88	0.50	U	1.8	0.50
Chloroform	67-66-3	119	1.2		5.7	0.50
Tetrahydrofuran	109-99-9	72	0.50	U	1.5	0.50
1,1,1-Trichloroethane	71-55-6	133	0.56		3.0	0.50
Cyclohexane	110-82-7	84	4.8		17	0.50
Carbon tetrachloride	56-23-5	154	0.50	U	3.1	0.50
n-Heptane	142-82-5	100	9.1		37	0.50
1,2-Dichloroethane	107-06-2	99	0.50	U	2.0	0.50
Benzene	71-43-2	78	13		40	0.50
Trichloroethene	79-01-6	131	0.85		4.6	0.50
1,2-Dichloropropane	78-87-5	113	0.50	U	2.3	0.50
Bromodichloromethane	75-27-4	164	0.50	U	3.3	0.50
1,4-Dioxane	123-91-1	88	0.50	U	1.8	0.50
4-Methyl-2-pentanone(MIBK)	108-10-1	100	0.50	U	2.0	0.50
cis-1,3-Dichloropropene	10061-01-5	111	0.50	U	2.3	0.50
Toluene	108-88-3	92	100	D	380	0.50
trans-1,3-Dichloropropene	10061-02-6	111	0.50	U	2.3	0.50

VOLATILE ORGANICS DATA ANALYSIS SUMMARY
EPA COMPENDIUM TO-15

Lab Name:	EMSL ANALYTICAL	**Air Results for Project:**	EMSL 280400789
Lab City:	WESTMONT, NJ	**Field ID Number:**	PB3
Instrument ID:	5972-VOA#4	**Laboratory ID Number:**	280400789-1
C Column:	RTX-502.2 60m 0.25mm 1.4u	**Sampling Date:**	11/1/04
Acquisition Method:	102404TO.M	**Lab File ID:**	j5867.d
Calibration Date:	10/24/04	**Analysis Date:**	11/09/04
Matrix:	Air	**Time Acquired:**	2:35am
Latest MDL Date:	8/9/04	**Sample Volume(mL):**	250
Analyst:	SWV/mh	**Dilution Factor:**	1
		Can ID:	R2675

Compound	CAS Number	Molecular Weight	Results ppbv	Q	Results ug/m3	Reporting Limit(PQL) ppbv at 250mL
1,1,2-Trichloroethane	79-00-5	133	0.50	U	2.7	0.50
2-Hexanone(MBK)	591-78-6	100	0.50	U	2.0	0.50
Tetrachloroethene	127-18-4	166	4.8		32	0.50
Dibromochloromethane	124-48-1	208	0.50	U	4.3	0.50
1,2-Dibromoethane	106-93-4	188	0.50	U	3.8	0.50
Chlorobenzene	108-90-7	113	0.50	U	2.3	0.50
Ethylbenzene	100-41-4	106	18		78	0.50
Xylene (para & meta)	1330-20-7	106	50	D	220	0.50
Xylene (Ortho)	95-47-6	106	12		50	0.50
Styrene	100-42-5	104	1.1		4.8	0.50
Bromoform	75-25-2	253	0.50	U	5.2	0.50
1,1,2,2-Tetrachloroethane	79-34-5	168	0.50	U	3.4	0.50
4-Ethyltoluene	622-96-8	120	4.9		24	0.50
1,3,5-Trimethylbenzene	108-67-8	120	1.3		6.3	0.50
1,2,4-Trimethylbenzene	95-63-6	120	3.9		19	0.50
1,3-Dichlorobenzene	541-73-1	147	35	D	210	0.50
-Dichlorobenzene	106-46-7	147	0.55		3.3	0.50
Benzyl chloride	100-44-7	179	0.50	U	3.7	0.50
1,2-Dichlorobenzene	95-50-1	147	0.50	U	3.0	0.50
1,2,4-Trichlorobenzene	120-82-1	182	0.50	U	3.7	0.50
Hexachloro-1,3-butadiene	87-68-3	261	0.50	U	5.3	0.50

Surrogate	Result(ppbv)	True(ppbv)	%Recovery	Limits %
4-Bromofluorobenzene	11.43	10.00	114	70 - 130

= COMPOUND DETECTED AT REPORTED CONCENTRATION IN PPBV AND UG/M3.
U= UNDETECTED
D = DILUTED. REPORTED FROM DILUTION RUN.
B= DETECTED IN BLANK
E = ESTIMATED CONCENTRATION. EXCEEDED CALIBRATION LIMIT.
J= DETECTED BELOW PRACTICAL QUANTITATION LEVEL, BUT ABOVE MDL.

VOLATILE ORGANICS DATA ANALYSIS SUMMARY
EPA COMPENDIUM TO-15

Lab Name:	EMSL ANALYTICAL	**Air Results for Project:**	EMSL 280400789
Lab City:	WESTMONT, NJ	**Field ID Number:**	PB2
Instrument ID:	5972-VOA#4	**Laboratory ID Number:**	280400789-2
GC Column:	RTX-502.2 60m 0.25mm 1.4u	**Sampling Date:**	11/1/04
Acquisition Method:	102404TO.M	**Lab File ID:**	j5868.d
Calibration Date:	10/24/04	**Analysis Date:**	11/09/04
Matrix:	Air	**Time Acquired:**	3:30am
Latest MDL Date:	8/9/04	**Sample Volume(mL):**	250
Analyst:	SWV/mh	**Dilution Factor:**	1
		Can ID:	R3552

Compound	CAS Number	Molecular Weight	Results ppbv	Q	Results ug/m3	Reporting Limit(PQL) ppbv at 250mL
Propylene	115-07-1	42	51	D	88	1.0
Freon 12(Dichlorodifluoromethane)	75-71-8	121	0.82		4.1	0.50
Freon 114(1,2-Dichlorotetrafluoroethan	76-14-2	171	0.50	U	3.5	0.50
Chloromethane	74-87-3	50	0.50	U	1.0	0.50
Vinyl chloride	75-01-4	63	0.50	U	1.3	0.50
1,3-Butadiene	106-99-0	54	6.2		14	0.50
Bromomethane	74-83-9	95	0.50	U	1.9	0.50
Chloroethane	75-00-3	65	0.50	U	1.3	0.50
Ethanol	64-17-5	46	140	D	260	1.5
Freon 11(Trichlorofluoromethane)	75-69-4	137	0.62		3.5	0.50
Isopropyl alcohol(2-Propanol)	67-63-0	60	110	D	280	1.5
Freon 113(1,1,2-Trichlorotrifluoroethan	76-13-1	187	0.50	U	3.8	0.50
Acetone	67-64-1	58	70	D	170	3.0
1,1-Dichloroethene	75-35-4	97	0.50	U	2.0	0.50
Carbon disulfide	75-15-0	76	2.5		7.6	0.50
Methylene chloride	75-09-2	85	1.5	U	5.2	1.5
Methyl-tert-butyl ether(MTBE)	1634-04-4	88	0.53		1.9	0.50
trans-1,2-Dichloroethene	156-60-5	97	0.50	U	2.0	0.50
n-Hexane	110-54-3	86	4.8		17	0.50
1,1-Dichloroethane	75-34-3	99	0.50	U	2.0	0.50
Vinyl acetate	108-05-4	86	0.50	U	1.8	0.50
2-Butanone(MEK)	78-93-3	72	4.2		12	0.50
cis-1,2-Dichloroethene	156-59-2	97	0.50	U	2.0	0.50
Ethyl acetate	141-78-6	88	0.50	U	1.8	0.50
Chloroform	67-66-3	119	4.1		20	0.50
Tetrahydrofuran	109-99-9	72	0.50	U	1.5	0.50
1,1,1-Trichloroethane	71-55-6	133	2.5		13	0.50
Cyclohexane	110-82-7	84	13		45	0.50
Carbon tetrachloride	56-23-5	154	0.50	U	3.1	0.50
n-Heptane	142-82-5	100	4.2		17	0.50
1,2-Dichloroethane	107-06-2	99	0.50	U	2.0	0.50
Benzene	71-43-2	78	3.5		11	0.50
Trichloroethene	79-01-6	131	5.8		31	0.50
1,2-Dichloropropane	78-87-5	113	0.50	U	2.3	0.50
Bromodichloromethane	75-27-4	164	0.50	U	3.3	0.50
1,4-Dioxane	123-91-1	88	0.50	U	1.8	0.50
4-Methyl-2-pentanone(MIBK)	108-10-1	100	0.50	U	2.0	0.50
cis-1,3-Dichloropropene	10061-01-5	111	0.50	U	2.3	0.50
Toluene	108-88-3	92	29	D	110	0.50
trans-1,3-Dichloropropene	10061-02-6	111	0.50	U	2.3	0.50

VOLATILE ORGANICS DATA ANALYSIS SUMMARY
EPA COMPENDIUM TO-15

Lab Name:	EMSL ANALYTICAL	**Air Results for Project:**	EMSL 280400789
Lab City:	WESTMONT, NJ	**Field ID Number:**	PB2
Instrument ID:	5972-VOA#4	**Laboratory ID Number:**	280400789-2
GC Column:	RTX-502.2 60m 0.25mm 1.4u	**Sampling Date:**	11/1/04
Acquisition Method:	102404TO.M	**Lab File ID:**	j5868.d
Calibration Date:	10/24/04	**Analysis Date:**	11/09/04
Matrix:	Air	**Time Acquired:**	3:30am
Latest MDL Date:	8/9/04	**Sample Volume(mL):**	250
Analyst:	SWV/mh	**Dilution Factor:**	1
		Can ID:	R3552

Compound	CAS Number	Molecular Weight	Results ppbv	Q	Results ug/m3	Reporting Limit(PQL) ppbv at 250mL
1,1,2-Trichloroethane	79-00-5	133	0.50	U	2.7	0.50
2-Hexanone(MBK)	591-78-6	100	0.50	U	2.0	0.50
Tetrachloroethene	127-18-4	166	0.50	U	3.4	0.50
Dibromochloromethane	124-48-1	208	0.50	U	4.3	0.50
1,2-Dibromoethane	106-93-4	188	0.50	U	3.8	0.50
Chlorobenzene	108-90-7	113	0.50	U	2.3	0.50
Ethylbenzene	100-41-4	106	7.9		34	0.50
Xylene (para & meta)	1330-20-7	106	32	D	140	0.50
Xylene (Ortho)	95-47-6	106	6.7		29	0.50
Styrene	100-42-5	104	1.8		7.6	0.50
Bromoform	75-25-2	253	0.50	U	5.2	0.50
1,1,2,2-Tetrachloroethane	79-34-5	168	0.50	U	3.4	0.50
4-Ethyltoluene	622-96-8	120	5.2		26	0.50
1,3,5-Trimethylbenzene	108-67-8	120	1.4		7.1	0.50
1,2,4-Trimethylbenzene	95-63-6	120	4.8		24	0.50
1,3-Dichlorobenzene	541-73-1	147	28	D	170	0.50
4-Dichlorobenzene	106-46-7	147	0.51		3.1	0.50
nzyl chloride	100-44-7	179	0.50	U	3.7	0.50
1,2-Dichlorobenzene	95-50-1	147	0.50	U	3.0	0.50
1,2,4-Trichlorobenzene	120-82-1	182	0.50	U	3.7	0.50
Hexachloro-1,3-butadiene	87-68-3	261	0.50	U	5.3	0.50

Surrogate	Result(ppbv)	True(ppbv)	%Recovery	Limits %
4-Bromofluorobenzene	11.14	10.00	111	70 - 130

= COMPOUND DETECTED AT REPORTED CONCENTRATION IN PPBV AND UG/M3.
U= UNDETECTED
D = DILUTED. REPORTED FROM DILUTION RUN.
B= DETECTED IN BLANK
E = ESTIMATED CONCENTRATION. EXCEEDED CALIBRATION LIMIT.
J= DETECTED BELOW PRACTICAL QUANTITATION LEVEL, BUT ABOVE MDL.

VOLATILE ORGANICS DATA ANALYSIS SUMMARY
EPA COMPENDIUM TO-15

Lab Name:	EMSL ANALYTICAL	**Air Results for Project:**	EMSL 280400789
Lab City:	WESTMONT, NJ	**Field ID Number:**	PB1
Instrument ID:	5972-VOA#4	**Laboratory ID Number:**	280400789-3
Column:	RTX-502.2 60m 0.25mm 1.4u	**Sampling Date:**	11/1/04
Acquisition Method:	102404TO.M	**Lab File ID:**	j5869.d
Calibration Date:	10/24/04	**Analysis Date:**	11/09/04
Matrix:	Air	**Time Acquired:**	4:26am
Latest MDL Date:	8/9/04	**Sample Volume(mL):**	250
Analyst:	SWV/mh	**Dilution Factor:**	1
		Can ID:	R1213

Compound	CAS Number	Molecular Weight	Results ppbv	Q	Results ug/m3	Reporting Limit(PQL) ppbv at 250mL
Propylene	115-07-1	42	97	D	170	1.0
Freon 12(Dichlorodifluoromethane)	75-71-8	121	0.57		2.8	0.50
Freon 114(1,2-Dichlorotetrafluoroethan	76-14-2	171	0.50	U	3.5	0.50
Chloromethane	74-87-3	50	0.50	U	1.0	0.50
Vinyl chloride	75-01-4	63	0.50	U	1.3	0.50
1,3-Butadiene	106-99-0	54	5.1		11	0.50
Bromomethane	74-83-9	95	0.50	U	1.9	0.50
Chloroethane	75-00-3	65	0.50	U	1.3	0.50
Ethanol	64-17-5	46	64	D	120	1.5
Freon 11(Trichlorofluoromethane)	75-69-4	137	0.50	U	2.8	0.50
Isopropyl alcohol(2-Propanol)	67-63-0	60	53	D	130	1.5
Freon 113(1,1,2-Trichlorotrifluoroethan	76-13-1	187	0.50	U	3.8	0.50
Acetone	67-64-1	58	57	D	130	3.0
1,1-Dichloroethene	75-35-4	97	0.50	U	2.0	0.50
Carbon disulfide	75-15-0	76	3.6		11	0.50
Methylene chloride	75-09-2	85	1.5	U	5.2	1.5
thyl-tert-butyl ether(MTBE)	1634-04-4	88	0.50	U	1.8	0.50
ans-1,2-Dichloroethene	156-60-5	97	0.50	U	2.0	0.50
n-Hexane	110-54-3	86	22		78	0.50
1,1-Dichloroethane	75-34-3	99	0.50	U	2.0	0.50
Vinyl acetate	108-05-4	86	0.50	U	1.8	0.50
2-Butanone(MEK)	78-93-3	72	3.2		9.3	0.50
cis-1,2-Dichloroethene	156-59-2	97	4.7		19	0.50
Ethyl acetate	141-78-6	88	0.50	U	1.8	0.50
Chloroform	67-66-3	119	0.72		3.5	0.50
Tetrahydrofuran	109-99-9	72	0.50	U	1.5	0.50
1,1,1-Trichloroethane	71-55-6	133	0.50	U	2.7	0.50
Cyclohexane	110-82-7	84	12		41	0.50
Carbon tetrachloride	56-23-5	154	0.50	U	3.1	0.50
n-Heptane	142-82-5	100	11		43	0.50
1,2-Dichloroethane	107-06-2	99	0.50	U	2.0	0.50
Benzene	71-43-2	78	1.9		6.0	0.50
Trichloroethene	79-01-6	131	1.5		8.1	0.50
1,2-Dichloropropane	78-87-5	113	0.50	U	2.3	0.50
Bromodichloromethane	75-27-4	164	0.50	U	3.3	0.50
1,4-Dioxane	123-91-1	88	0.50	U	1.8	0.50
4-Methyl-2-pentanone(MIBK)	108-10-1	100	0.50	U	2.0	0.50
cis-1,3-Dichloropropene	10061-01-5	111	0.50	U	2.3	0.50
Toluene	108-88-3	92	12		46	0.50
trans-1,3-Dichloropropene	10061-02-6	111	0.50	U	2.3	0.50

VOLATILE ORGANICS DATA ANALYSIS SUMMARY
EPA COMPENDIUM TO-15

Lab Name:	EMSL ANALYTICAL	**Air Results for Project:**	EMSL 280400789
Lab City:	WESTMONT, NJ	**Field ID Number:**	PB1
Instrument ID:	5972-VOA#4	**Laboratory ID Number:**	280400789-3
C Column:	RTX-502.2 60m 0.25mm 1.4u	**Sampling Date:**	11/1/04
Acquisition Method:	102404TO.M	**Lab File ID:**	j5869.d
Calibration Date:	10/24/04	**Analysis Date:**	11/09/04
Matrix:	Air	**Time Acquired:**	4:26am
Latest MDL Date:	8/9/04	**Sample Volume(mL):**	250
Analyst:	SWV/mh	**Dilution Factor:**	1
		Can ID:	R1213

Compound	CAS Number	Molecular Weight	Results ppbv	Q	Results ug/m3	Reporting Limit(PQL) ppbv at 250mL
1,1,2-Trichloroethane	79-00-5	133	0.50	U	2.7	0.50
2-Hexanone(MBK)	591-78-6	100	0.50	U	2.0	0.50
Tetrachloroethene	127-18-4	166	120	D	790	0.50
Dibromochloromethane	124-48-1	208	0.50	U	4.3	0.50
1,2-Dibromoethane	106-93-4	188	0.50	U	3.8	0.50
Chlorobenzene	108-90-7	113	0.50	U	2.3	0.50
Ethylbenzene	100-41-4	106	3.4		15	0.50
Xylene (para & meta)	1330-20-7	106	12		51	0.50
Xylene (Ortho)	95-47-6	106	3.4		15	0.50
Styrene	100-42-5	104	0.50	U	2.1	0.50
Bromoform	75-25-2	253	0.50	U	5.2	0.50
1,1,2,2-Tetrachloroethane	79-34-5	168	0.50	U	3.4	0.50
4-Ethyltoluene	622-96-8	120	2.3		12	0.50
1,3,5-Trimethylbenzene	108-67-8	120	0.67		3.3	0.50
1,2,4-Trimethylbenzene	95-63-6	120	2.2		11	0.50
1,3-Dichlorobenzene	541-73-1	147	14		84	0.50
-Dichlorobenzene	106-46-7	147	0.50	U	3.0	0.50
Benzyl chloride	100-44-7	179	0.50	U	3.7	0.50
1,2-Dichlorobenzene	95-50-1	147	0.50	U	3.0	0.50
1,2,4-Trichlorobenzene	120-82-1	182	0.50	U	3.7	0.50
Hexachloro-1,3-butadiene	87-68-3	261	0.50	U	5.3	0.50

Surrogate	Result(ppbv)	True(ppbv)	%Recovery	Limits %
4-Bromofluorobenzene	10.72	10.00	107	70 - 130

= COMPOUND DETECTED AT REPORTED CONCENTRATION IN PPBV AND UG/M3.
U= UNDETECTED
D = DILUTED. REPORTED FROM DILUTION RUN.
B= DETECTED IN BLANK
E = ESTIMATED CONCENTRATION. EXCEEDED CALIBRATION LIMIT.
J= DETECTED BELOW PRACTICAL QUANTITATION LEVEL, BUT ABOVE MDL.

EMSL Analytical, Inc., TO-15 Laboratory, 3 Cooper Street, Westmont, NJ 08108 phone (800)220-3675

TO-15 Facts (and information on how to review your report)

Ethanol, acetone, and isopropanol are commonly found in indoor air. These compounds may have an E flag which indicates their concentration as approximate. Due to the fact they occur commonly, dilutions may or may not be performed. Ethanol is a major compound in alcoholic beverages, perfumes, solvents, paints, and lacquers. Isopropanol is routinely used in disinfectants, quick drying inks, alcohol swabs, and household products. Acetone is found in many products used in the home or office.

Freons are common refrigerants and often seen in air samples.

Benzene, toluene, ethylbenzene, and xylenes are components of gasoline. Toluene and xylenes can be found in solvent based products such as oil based paints.

If you wish to compare your data with NIOSH or OSHA exposure limits, please consult the following links and search for the individual compound of interest.

http://www.cdc.gov/niosh/nmam/nmammenu.html

http://www.osha.gov/dts/sltc/methods/toc.html

If you have additional questions about your report, please do not hesitate to contact Scott VanEtten at (800)220-3675 ext.1262.

EMSL Analytical, Inc., IH Laboratory, 107 Haddon Avenue, Westmont, NJ 08108 phone (800)220-3675

Note:

The TO-15 data presented in this report is obtained using a modified version of EPA TO-15. The modifications are made to satisfy the requirements of the AIHA for use in industrial hygiene and indoor air quality projects.

Certain State and Federal Programs may have requirements that differ from the written procedures documented in EPA Method TO-15. These requirement differences may include chain of custody procedures, canister cleaning and certification procedures and reporting requirements.

EMSL does not retain TO-15 can contents after the analysis is successfully completed and reported. If your requirements specify samples need to be retained for a specific time period, please advise and we will prepare a cost estimate for this service.

If you have any questions, please do not hesitate to call us.

MSL ...YTICAL, INC.
Cooper ...et (TO-15 Lab)
...estmont, New Jersey 08108
...-856-4600 Extension 1301
...-856-0646 Fax or
...owley@emsl.com

Exterr (S)

Chain of Custody / Analysis Request Form

EMSL Project # 28045-189
PO#

Note: Please complete all required information. Incomplete shaded areas may hinder processing samples.

Project Name:

(Weather conditions: Bar. pressure: Temp.: % Humidity: SHAW 62

...stody and Sample Information - Print ALL information. Write N/A in blanks not applicable.

Report to:	2. Bill To:	Contact Person: (name and phone number)
MIKE SHERWOOD SHAW E&I [illegible] [illegible]	SHAW E&I Att: MIKE SHERWOOD	MIKE SHERWOOD Tel #: FAX #:

Sample Shipping and Transport Notice
The individual signing this document to relinquish the sample(s) is indicating that the sample(s) is/are being shipped in compliance with all applicable local, state or Federal as well as international laws, regulations and ordinances. EMSL Analytical, Inc. assumes no liability with respect to sampling, handling or shipping of the samples included in this shipment. The relinquishing signature in addition indicates agreement to hold harmless, defend and indemnify EMSL Analytical, Inc. against any claim, demand, or action, related to the sampling, handling, or shipping of samples. Call the D.O.T. Hotline at -(800) 467-4922 for questions about regulations.

Sampled by (Signature)	4. # of Samples in Shipment	5. Date of Sample Shipment	6. Date Results Needed
[illegible]	3	11/1/04	

Lab Sample ID	Canister ID	Client Sample ID	Sampling Date / Time Start	Sampling Date / Time Start	Sampling Date / Time Stop	Sampling Date / Time Stop	Regulator ID	Analyses Requested	Canister / Vacuum Initial "Hg	Final "Hg	Receipt "Hg
	[illegible]						[illegible]	TO-15			
	[illegible]						[illegible]				
	[illegible]						[illegible]				
	[illegible]						[illegible]				
	[illegible]	PB-3	[illegible]	[illegible]	[illegible]	[illegible]	[illegible]	TO-15	31	[illegible]	
	[illegible]						[illegible]				
	[illegible]						[illegible]				
	[illegible]	PB-2	[illegible]	[illegible]	[illegible]	[illegible]	[illegible]	TO-15	32	5	

Relinquished by (Signature)	Company/Agency Affiliation	Date/Time Relinquished	Delivery Method or Reason for Change of External Custody	Received by (Signature)	Company/Agency Affiliation	Date/Time Received
[illegible]	EMSL	[illegible]		[illegible]		[illegible]
[illegible]	EMSL	[illegible]		[illegible]		[illegible]
					EMSL	[illegible]

...ase indicate Turn ...und Time needed: [X] Standard 5-10 Days* [ ] *96-Hour [ ] *72-Hour [ ] *48-Hour [ ] *24-Hour * TAT subject to laboratory workload.

...mments: Canisters + Regulators shipped in two boxes

Please indicate reporting requirements:
1) Results only [ ] 2) Other (Attach a copy of requirements)

Name / Title of Individual Resealing Canisters and Shipping Container: (Print/Sign)
Name: [illegible] Title: [illegible]
Date/Time Sample Shipping Container Resealed: [illegible] Laboratory Affixed Seal No:

Condition of cans and regulators at receipt in laboratory (See TO-15 Sample Canister Delivery / Acceptance Report): GOOD 9.

Name / Title of Individual Preparing Canisters and Shipping Container: (Print/Sign)
Name: Title:
Date/Time Sample Shipping Container Sealed: Laboratory Affixed Seal No:

Name / Title of Individual Breaking Shipping Container Seal and Accepting Responsibility at the Laboratory: (Print/Sign) Name: D Burns / [illegible] Title: [illegible] 11.
Date/Time Sample Shipping Container Opened: 11/3 9:25pm
Date/Time Internal Chain of Custody Initiated on Form TO15-2/03 (Internal Chain of Custody):

TO-15 H COC.doc

N/DEP Requires Strict Legal Custody – Shipping Containers Must Include Custody Seals – Items in "Bold" Border Boxes must be filled out.

Relinquished to [illegible]

11/01/2004 17:51 FAX 845 492 3101 SHAW/EMCON 002

MSL ALYTICAL, INC.
Cooper eet (TO-15 Lab)
estmont, New Jersey 08108
-858-4800 Extension 1301
-858-0649 Fax or
owley@emsl.com

Exter l

Chain of Custody / Analysis Request Form

EMSL Project # 282 10789
PO#

Note: Please complete all required information. Incomplete shaded areas may hinder processing samples.

Project Name:

(Weather conditions: Bar. pressure: Temp.: % Humidity:)

stody and Sample Information - Print ALL information. Write N/A in blanks not applicable.

Report to:	2. Bill To:	Contact Person: (name and phone number)	Sample Shipping and Transport Notice
Mike Sherwood Shaw E+I 4 Commerce Dr S Harriman, NY 10926	Shaw E+I Attn Mike Sherwood	Tel.#: FAX #:	The individual signing this document to relinquish the sample(s) is indicating that the sample is/are being shipped in compliance with all applicable local, state or Federal as well as international laws, regulations and ordinances. EMSL Analytical, Inc. assumes no liability with respect sampling, handling or shipping of the samples included in this shipment. The relinquishing signature in addition indicates agreement to hold harmless, defend and indemnify EMSL Analytical Inc. against any claim, demand, or action, related to the sampling, handling, or shipping of sample. Call the D.O.T. Hotline at -(800) 467-4922 for questions about regulations.

Sampled by (Signature)	4. # of Samples in Shipment	5. Date of Sample Shipment	6. Date Results Needed
J. Ferngren	3	11/1/04	

Lab Sample ID	Canister ID	Client Sample ID	Sampling Date / Time Start	Sampling Date / Time Start	Sampling Date / Time Stop	Sampling Date / Time Stop	Regulator ID	Analyses Requested	Canister / Vacuum Initial "Hg	Canister / Vacuum Final "Hg	Canister / Vacuum Receipt "Hg
	R2667						[illegible]	TO-15			
	R1213	PB-1	[illegible]	[illegible]	[illegible]	1403	[illegible]	TO-15			
	R3267						[illegible]				

RECEIVED EMSL ... NJ

Relinquished by (Signature)	Company/Agency Affiliation	Date/Time Relinquished	Delivery Method or Reason for Change of External Custody	Received by (Signature)	Company/Agency Affiliation	Date/Time Received
M. Howley	EMSL	10/22/04 / 0830		[illegible]		/
		/				/
		/				/
		/				/

ase indicate Turn und Time needed: ☒ Standard 5-10 Days* ☐ *96-Hour ☐ *72-Hour ☐ *48-Hour ☐ *24-Hour * TAT subject to laboratory workload.

mments: Canisters + Regulators Shipped in two box

Please indicate reporting requirements:
1) Results only ☐ 2) Other (Attach a copy of requirements)

Name / Title of Individual Resealing Canisters and Shipping Containers: (Print/Sign)
Name: J. Ferngren Title: Geologist
Date/Time Sample Shipping Container ReSealed: 11/1/04 Laboratory Affixed Seal No:

Condition of cans and regulators at receipt in laboratory (See TO-15 Sample Canister Delivery / Acceptance Report): GWD 9.

Name / Title of Individual Preparing Canisters and Shipping Container: (Print/Sign)
Name: Title:
Date/Time Sample Shipping Container Sealed: Laboratory Affixed Seal No:

Name / Title of Individual Breaking Shipping Container Seal and Accepting Responsibility at the Laboratory: (Print/Sign) Name: D Burns / D Burns Title: Logan Mgr 11.
Date/Time Sample Shipping Container Opened: 11/3 9:25A
Date/Time Internal Chain of Custody Initiated on Form TO15-2403 (Internal Chain of Custody):

TO-15 ECDC.doc

NJDEP Requires Strict Legal Custody -- Shipping Containers Must Include Custody Seals -- Items in "Bold" Border Boxes must be filled out.

****
*** TX REPORT ***
****

TRANSMISSION OK

TX/RX NO	4274
CONNECTION TEL	917184728500
SUBADDRESS	
CONNECTION ID	
ST. TIME	11/11 10:49
USAGE T	02'36
PGS. SENT	13
RESULT	OK

Shaw Environmental, Inc.

4 Commerce Drive So.
Harriman, New York 10926
845-492-3100
Fax: 845-492-3101

Fax

To: Lee Guterman **From:** Mike Sherwood

Fax: 718-472-8500 **Pages:** 13

Phone: **Date:** 11/11/04

RE: Adams Brush - preliminary soil gas data from up gradient borings **CC:**

☐ Urgent ☒ For Review ☐ Please Comment ☐ Please Reply ☐ Please Recycle

Shaw Environmental, Inc.

4 Commerce Drive So.
Harriman, New York 10926
845-492-3100
Fax: 845-492-3101

Fax

To:	Lee Guterman	**From:**	Mike Sherwood
Fax:	718-472-8500	**Pages:**	21
Phone:		**Date:**	11/9/04
RE:	Adams Brush - Preliminary Soil Gas Data	**CC:**	

☐ **Urgent** ☒ **For Review** ☐ **Please Comment** ☐ **Please Reply** ☐ **Please Recycle**

Confidentiality Notice

This information contained in this fax is intended for the use of the individual or entity named and may contain information that is confidential, privileged and/or otherwise exempt from disclosure under applicable law. If you are not the intended recipient, any dissemination, distribution or copying of this communication is strictly prohibited. If you received this communication in error, please notify us immediately by telephone and return the original fax to us at the address shown. Thank you!

EMSL Analytical, Inc.

IH Laboratory
107 Haddon Street
Westmont, NJ 08108

Phone (856) 858-4800
Fax (856) 858-0648

Fax Cover Page

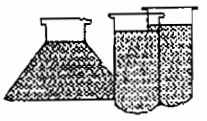

TO: Mike Sherwood

COMPANY: Shaw E+I

FAX#: 845-492-3101

FROM: Scott Van Ellen

SUBJECT: TO-15

DATE: 11/9/04

Number of pages including cover sheet: 20

REMARKS:

****
This Fax data transmission and all of the pages transmitted with it are intended solely for the use of the individual or entity to whom they are addressed.
****

EMSL Analytical, Inc., TO-15 Laboratory, 1 Cooper Street, Westmont, NJ 08108 phone (800)220-3675

November 8, 2004

Mike Sherwood
Shaw E & I
4 Commerce Drive South
Harriman, NY 10926

Fax: (845) 492-3101

RE: EMSL 280400756
Project:
TO-15 ANALYSIS

Dear Mike:

Attached please find the lab report and results for the above referenced analysis. If you have any questions or need further information please do not hesitate to contact me at extension 1262.

Sincerely,

-SVE/mvh

Scott VanEtten
Senior Chemist
IH Laboratory Manager

AIHA Laboratory No. 100194

NJ-NELAP Laboratory No. 04653

VOLATILE ORGANICS DATA ANALYSIS SUMMARY
EPA COMPENDIUM TO-15

Lab Name:	EMSL ANALYTICAL	**Air Results for Project:**	EMSL 280400756
Lab City:	WESTMONT, NJ	**Field ID Number:**	PB-6
Instrument ID:	5972-VOA#4	**Laboratory ID Number:**	280400756-1
C Column:	RTX-502.2 60m 0.25mm 1.4u	**Sampling Date:**	10/24/04
Acquisition Method:	102404TO.M	**Lab File ID:**	j5809.d
Calibration Date:	10/24/04	**Analysis Date:**	11/01/04
Matrix:	Air	**Time Acquired:**	20:43
Latest MDL Date:	8/9/04	**Sample Volume(mL):**	250
Analyst:	SWV/mh	**Dilution Factor:**	1
		Can ID:	R2657

Compound	CAS Number	Molecular Weight	Results ppbv	Q	Results ug/m3	Reporting Limit(PQL) ppbv at 250mL
Propylene	115-07-1	42	98	D	170	1.0
Freon 12(Dichlorodifluoromethane)	75-71-8	121	0.56		2.8	0.50
Freon 114(1,2-Dichlorotetrafluoroethan	76-14-2	171	0.50	U	3.5	0.50
Chloromethane	74-87-3	50	0.50	U	1.0	0.50
Vinyl chloride	75-01-4	63	0.50	U	1.3	0.50
1,3-Butadiene	106-99-0	54	8.9		20	0.50
Bromomethane	74-83-9	95	0.50	U	1.9	0.50
Chloroethane	75-00-3	65	0.50	U	1.3	0.50
Ethanol	64-17-5	46	540	D,E	1000	1.5
Freon 11(Trichlorofluoromethane)	75-69-4	137	0.50	U	2.8	0.50
Isopropyl alcohol(2-Propanol)	67-63-0	60	460	D,E	1100	1.5
Freon 113(1,1,2-Trichlorotrifluoroethan	76-13-1	187	0.50	U	3.8	0.50
Acetone	67-64-1	58	21		51	3.0
1,1-Dichloroethene	75-35-4	97	0.50	U	2.0	0.50
Carbon disulfide	75-15-0	76	1.3		4.2	0.50
Methylene chloride	75-09-2	85	1.5	U	5.2	1.5
ethyl-tert-butyl ether(MTBE)	1634-04-4	88	0.50	U	1.8	0.50
trans-1,2-Dichloroethene	156-60-5	97	0.50	U	2.0	0.50
n-Hexane	110-54-3	86	2.8		9.8	0.50
1,1-Dichloroethane	75-34-3	99	0.50	U	2.0	0.50
Vinyl acetate	108-05-4	86	0.50	U	1.8	0.50
2-Butanone(MEK)	78-93-3	72	3.1		9.0	0.50
cis-1,2-Dichloroethene	156-59-2	97	0.50	U	2.0	0.50
Ethyl acetate	141-78-6	88	0.50	U	1.8	0.50
Chloroform	67-66-3	119	1.5		7.3	0.50
Tetrahydrofuran	109-99-9	72	0.50	U	1.5	0.50
1,1,1-Trichloroethane	71-55-6	133	33	D	180	0.50
Cyclohexane	110-82-7	84	0.50	U	1.7	0.50
Carbon tetrachloride	56-23-5	154	0.50	U	3.1	0.50
n-Heptane	142-82-5	100	1.3		5.3	0.50
1,2-Dichloroethane	107-06-2	99	0.50	U	2.0	0.50
Benzene	71-43-2	78	1.8		5.7	0.50
Trichloroethene	79-01-6	131	1.4		7.7	0.50
1,2-Dichloropropane	78-87-5	113	0.50	U	2.3	0.50
Bromodichloromethane	75-27-4	164	0.50	U	3.3	0.50
1,4-Dioxane	123-91-1	88	0.50	U	1.8	0.50
4-Methyl-2-pentanone(MIBK)	108-10-1	100	0.50	U	2.0	0.50
cis-1,3-Dichloropropene	10061-01-5	111	0.50	U	2.3	0.50
Toluene	108-88-3	92	9.1		34	0.50
trans-1,3-Dichloropropene	10061-02-6	111	0.50	U	2.3	0.50

VOLATILE ORGANICS DATA ANALYSIS SUMMARY
EPA COMPENDIUM TO-15

Lab Name:	EMSL ANALYTICAL	**Air Results for Project:**	EMSL 280400756
Lab City:	WESTMONT, NJ	**Field ID Number:**	PB-6
Instrument ID:	5972-VOA#4	**Laboratory ID Number:**	280400756-1
Column:	RTX-502.2 60m 0.25mm 1.4u	**Sampling Date:**	10/24/04
Acquisition Method:	102404TO.M	**Lab File ID:**	j5809.d
Calibration Date:	10/24/04	**Analysis Date:**	11/01/04
Matrix:	Air	**Time Acquired:**	20:43
Latest MDL Date:	8/9/04	**Sample Volume(mL):**	250
Analyst:	SWV/mh	**Dilution Factor:**	1
		Can ID:	R2657

Compound	CAS Number	Molecular Weight	Results ppbv	Q	Results ug/m3	Reporting Limit(PQL) ppbv at 250mL
1,1,2-Trichloroethane	79-00-5	133	0.50	U	2.7	0.50
2-Hexanone(MBK)	591-78-6	100	0.50	U	2.0	0.50
Tetrachloroethene	127-18-4	166	19		130	0.50
Dibromochloromethane	124-48-1	208	0.50	U	4.3	0.50
1,2-Dibromoethane	106-93-4	188	0.50	U	3.8	0.50
Chlorobenzene	108-90-7	113	0.50	U	2.3	0.50
Ethylbenzene	100-41-4	106	1.4		6.1	0.50
Xylene (para & meta)	1330-20-7	106	4.6		20	0.50
Xylene (Ortho)	95-47-6	106	1.1		5.0	0.50
Styrene	100-42-5	104	0.50	U	2.1	0.50
Bromoform	75-25-2	253	0.50	U	5.2	0.50
1,1,2,2-Tetrachloroethane	79-34-5	168	0.50	U	3.4	0.50
4-Ethyltoluene	622-96-8	120	0.69		3.4	0.50
1,3,5-Trimethylbenzene	108-67-8	120	0.50	U	2.5	0.50
1,2,4-Trimethylbenzene	95-63-6	120	0.55		2.7	0.50
1,3-Dichlorobenzene	541-73-1	147	8.2		49	0.50
4-Dichlorobenzene	106-46-7	147	0.50	U	3.0	0.50
Benzyl chloride	100-44-7	179	0.50	U	3.7	0.50
1,2-Dichlorobenzene	95-50-1	147	0.50	U	3.0	0.50
1,2,4-Trichlorobenzene	120-82-1	182	0.50	U	3.7	0.50
Hexachloro-1,3-butadiene	87-68-3	261	0.50	U	5.3	0.50

Surrogate	Result(ppbv)	True(ppbv)	%Recovery	Limits %
4-Bromofluorobenzene	10.66	10.00	107	70 - 130

= COMPOUND DETECTED AT REPORTED CONCENTRATION IN PPBV AND UG/M3.
U= UNDETECTED
D = DILUTED. REPORTED FROM DILUTION RUN.
B= DETECTED IN BLANK
E = ESTIMATED CONCENTRATION. EXCEEDED CALIBRATION LIMIT.
J= DETECTED BELOW PRACTICAL QUANTITATION LEVEL, BUT ABOVE MDL.

VOLATILE ORGANICS DATA ANALYSIS SUMMARY
EPA COMPENDIUM TO-15

Lab Name:	EMSL ANALYTICAL	**Air Results for Project:**	EMSL 280400756
Lab City:	WESTMONT, NJ	**Field ID Number:**	PB-9
Instrument ID:	5972-VOA#4	**Laboratory ID Number:**	280400756-2
Column:	RTX-502.2 60m 0.25mm 1.4u	**Sampling Date:**	10/23/04
Acquisition Method:	102404TO.M	**Lab File ID:**	j5810.d
Calibration Date:	10/24/04	**Analysis Date:**	11/01/04
Matrix:	Air	**Time Acquired:**	21:39
Latest MDL Date:	8/9/04	**Sample Volume(mL):**	250
Analyst:	SWV/mh	**Dilution Factor:**	1
		Can ID:	R1230

Compound	CAS Number	Molecular Weight	Results ppbv	Q	Results ug/m3	Reporting Limit(PQL) ppbv at 250mL
Propylene	115-07-1	42	7.7		13	1.0
Freon 12(Dichlorodifluoromethane)	75-71-8	121	0.50	U	2.5	0.50
Freon 114(1,2-Dichlorotetrafluoroethan	76-14-2	171	0.50	U	3.5	0.50
Chloromethane	74-87-3	50	0.50	U	1.0	0.50
Vinyl chloride	75-01-4	63	0.50	U	1.3	0.50
1,3-Butadiene	106-99-0	54	0.91		2.0	0.50
Bromomethane	74-83-9	95	0.50	U	1.9	0.50
Chloroethane	75-00-3	65	0.50	U	1.3	0.50
Ethanol	64-17-5	46	2300	D,E	4300	1.5
Freon 11(Trichlorofluoromethane)	75-69-4	137	0.50	U	2.8	0.50
Isopropyl alcohol(2-Propanol)	67-63-0	60	2200	D,E	5400	1.5
Freon 113(1,1,2-Trichlorotrifluoroethan	76-13-1	187	0.50	U	3.8	0.50
Acetone	67-64-1	58	39	D	92	3.0
1,1-Dichloroethene	75-35-4	97	0.50	U	2.0	0.50
Carbon disulfide	75-15-0	76	0.50	U	1.6	0.50
Methylene chloride	75-09-2	85	1.5	U	5.2	1.5
ethyl-tert-butyl ether(MTBE)	1634-04-4	88	0.50	U	1.8	0.50
trans-1,2-Dichloroethene	156-60-5	97	0.50	U	2.0	0.50
n-Hexane	110-54-3	86	3.6		13	0.50
1,1-Dichloroethane	75-34-3	99	0.50	U	2.0	0.50
Vinyl acetate	108-05-4	86	0.50	U	1.8	0.50
2-Butanone(MEK)	78-93-3	72	2.9		8.5	0.50
cis-1,2-Dichloroethene	156-59-2	97	0.50	U	2.0	0.50
Ethyl acetate	141-78-6	88	0.71		2.6	0.50
Chloroform	67-66-3	119	1.8		8.6	0.50
Tetrahydrofuran	109-99-9	72	0.50	U	1.5	0.50
1,1,1-Trichloroethane	71-55-6	133	0.50	U	2.7	0.50
Cyclohexane	110-82-7	84	7.5		26	0.50
Carbon tetrachloride	56-23-5	154	0.50	U	3.1	0.50
n-Heptane	142-82-5	100	1.5		6.1	0.50
1,2-Dichloroethane	107-06-2	99	0.50	U	2.0	0.50
Benzene	71-43-2	78	2.1		6.9	0.50
Trichloroethene	79-01-6	131	2.2		12	0.50
1,2-Dichloropropane	78-87-5	113	0.50	U	2.3	0.50
Bromodichloromethane	75-27-4	164	0.50	U	3.3	0.50
1,4-Dioxane	123-91-1	88	0.50	U	1.8	0.50
4-Methyl-2-pentanone(MIBK)	108-10-1	100	0.50	U	2.0	0.50
cis-1,3-Dichloropropene	10061-01-5	111	0.50	U	2.3	0.50
Toluene	108-88-3	92	190	D	700	0.50
trans-1,3-Dichloropropene	10061-02-6	111	0.50	U	2.3	0.50

VOLATILE ORGANICS DATA ANALYSIS SUMMARY
EPA COMPENDIUM TO-15

Lab Name:	EMSL ANALYTICAL	**Air Results for Project:**	EMSL 280400756
Lab City:	WESTMONT, NJ	**Field ID Number:**	PB-9
Instrument ID:	5972-VOA#4	**Laboratory ID Number:**	280400756-2
GC Column:	RTX-502.2 60m 0.25mm 1.4u	**Sampling Date:**	10/23/04
Acquisition Method:	102404TO.M	**Lab File ID:**	j5810.d
Calibration Date:	10/24/04	**Analysis Date:**	11/01/04
Matrix:	Air	**Time Acquired:**	21:39
Latest MDL Date:	8/9/04	**Sample Volume(mL):**	250
Analyst:	SWV/mh	**Dilution Factor:**	1
		Can ID:	R1230

Compound	CAS Number	Molecular Weight	Results ppbv	Q	Results ug/m3	Reporting Limit(PQL) ppbv at 250mL
1,1,2-Trichloroethane	79-00-5	133	0.50	U	2.7	0.50
2-Hexanone(MBK)	591-78-6	100	0.50	U	2.0	0.50
Tetrachloroethene	127-18-4	166	1.0		6.8	0.50
Dibromochloromethane	124-48-1	208	0.50	U	4.3	0.50
1,2-Dibromoethane	106-93-4	188	0.50	U	3.8	0.50
Chlorobenzene	108-90-7	113	0.50	U	2.3	0.50
Ethylbenzene	100-41-4	106	13		58	0.50
Xylene (para & meta)	1330-20-7	106	34	D	150	0.50
Xylene (Ortho)	95-47-6	106	5.9		25	0.50
Styrene	100-42-5	104	0.50	U	2.1	0.50
Bromoform	75-25-2	253	0.50	U	5.2	0.50
1,1,2,2-Tetrachloroethane	79-34-5	168	0.50	U	3.4	0.50
4-Ethyltoluene	622-96-8	120	0.50	U	2.5	0.50
1,3,5-Trimethylbenzene	108-67-8	120	0.50	U	2.5	0.50
1,2,4-Trimethylbenzene	95-63-6	120	0.50	U	2.5	0.50
1,3-Dichlorobenzene	541-73-1	147	43	D	260	0.50
,4-Dichlorobenzene	106-46-7	147	0.50	U	3.0	0.50
Benzyl chloride	100-44-7	179	0.50	U	3.7	0.50
1,2-Dichlorobenzene	95-50-1	147	0.50	U	3.0	0.50
1,2,4-Trichlorobenzene	120-82-1	182	0.50	U	3.7	0.50
Hexachloro-1,3-butadiene	87-68-3	261	0.50	U	5.3	0.50

Surrogate	Result(ppbv)	True(ppbv)	%Recovery	Limits %
4-Bromofluorobenzene	10.66	10.00	107	70 - 130

= COMPOUND DETECTED AT REPORTED CONCENTRATION IN PPBV AND UG/M3.
U= UNDETECTED
D = DILUTED. REPORTED FROM DILUTION RUN.
B= DETECTED IN BLANK
E = ESTIMATED CONCENTRATION. EXCEEDED CALIBRATION LIMIT.
J= DETECTED BELOW PRACTICAL QUANTITATION LEVEL, BUT ABOVE MDL.

VOLATILE ORGANICS DATA ANALYSIS SUMMARY
EPA COMPENDIUM TO-15

Lab Name:	EMSL ANALYTICAL	**Air Results for Project:**	EMSL 280400756
Lab City:	WESTMONT, NJ	**Field ID Number:**	PB-11
Instrument ID:	5972-VOA#4	**Laboratory ID Number:**	280400756-3
Column:	RTX-502.2 60m 0.25mm 1.4u	**Sampling Date:**	10/24/04
Acquisition Method:	102404TO.M	**Lab File ID:**	j5811.d
Calibration Date:	10/24/04	**Analysis Date:**	11/01/04
Matrix:	Air	**Time Acquired:**	22:35
Latest MDL Date:	8/9/04	**Sample Volume(mL):**	250
Analyst:	SWV/mh	**Dilution Factor:**	1
		Can ID:	R2656

Compound	CAS Number	Molecular Weight	Results ppbv	Q	Results ug/m3	Reporting Limit(PQL) ppbv at 250mL
Propylene	115-07-1	42	23		40	1.0
Freon 12(Dichlorodifluoromethane)	75-71-8	121	0.75		3.7	0.50
Freon 114(1,2-Dichlorotetrafluoroethan	76-14-2	171	0.50	U	3.5	0.50
Chloromethane	74-87-3	50	0.50	U	1.0	0.50
Vinyl chloride	75-01-4	63	0.50	U	1.3	0.50
1,3-Butadiene	106-99-0	54	1.2		2.7	0.50
Bromomethane	74-83-9	95	0.50	U	1.9	0.50
Chloroethane	75-00-3	65	0.50	U	1.3	0.50
Ethanol	64-17-5	46	1600	D,E	3000	1.5
Freon 11(Trichlorofluoromethane)	75-69-4	137	0.68		3.8	0.50
Isopropyl alcohol(2-Propanol)	67-63-0	60	1000	D,E	2500	1.5
Freon 113(1,1,2-Trichlorotrifluoroethan	76-13-1	187	0.50	U	3.8	0.50
Acetone	67-64-1	58	12		29	3.0
1,1-Dichloroethene	75-35-4	97	0.50	U	2.0	0.50
Carbon disulfide	75-15-0	76	0.50	U	1.6	0.50
Methylene chloride	75-09-2	85	1.5	U	5.2	1.5
Ethyl-tert-butyl ether(MTBE)	1634-04-4	88	0.50	U	1.8	0.50
trans-1,2-Dichloroethene	156-60-5	97	0.50	U	2.0	0.50
n-Hexane	110-54-3	86	2.5		8.7	0.50
1,1-Dichloroethane	75-34-3	99	0.85		3.4	0.50
Vinyl acetate	108-05-4	86	0.50	U	1.8	0.50
2-Butanone(MEK)	78-93-3	72	1.6		4.7	0.50
cis-1,2-Dichloroethene	156-59-2	97	0.50	U	2.0	0.50
Ethyl acetate	141-78-6	88	0.50	U	1.8	0.50
Chloroform	67-66-3	119	1.7		8.2	0.50
Tetrahydrofuran	109-99-9	72	0.50	U	1.5	0.50
1,1,1-Trichloroethane	71-55-6	133	110	D	610	0.50
Cyclohexane	110-82-7	84	0.50	U	1.7	0.50
Carbon tetrachloride	56-23-5	154	0.50	U	3.1	0.50
n-Heptane	142-82-5	100	0.82		3.4	0.50
1,2-Dichloroethane	107-06-2	99	0.50	U	2.0	0.50
Benzene	71-43-2	78	1.7		5.4	0.50
Trichloroethene	79-01-6	131	2.6		14	0.50
1,2-Dichloropropane	78-87-5	113	0.50	U	2.3	0.50
Bromodichloromethane	75-27-4	164	0.50	U	3.3	0.50
1,4-Dioxane	123-91-1	88	0.50	U	1.8	0.50
4-Methyl-2-pentanone(MIBK)	108-10-1	100	0.50	U	2.0	0.50
cis-1,3-Dichloropropene	10061-01-5	111	0.50	U	2.3	0.50
Toluene	108-88-3	92	10		38	0.50
trans-1,3-Dichloropropene	10061-02-6	111	0.50	U	2.3	0.50

VOLATILE ORGANICS DATA ANALYSIS SUMMARY
EPA COMPENDIUM TO-15

Lab Name:	EMSL ANALYTICAL	**Air Results for Project:**	EMSL 280400756
Lab City:	WESTMONT, NJ	**Field ID Number:**	PB-11
trument ID:	5972-VOA#4	**Laboratory ID Number:**	280400756-3
..C Column:	RTX-502.2 60m 0.25mm 1.4u	**Sampling Date:**	10/24/04
Acquisition Method:	102404TO.M	**Lab File ID:**	j5811.d
Calibration Date:	10/24/04	**Analysis Date:**	11/01/04
Matrix:	Air	**Time Acquired:**	22:35
Latest MDL Date:	8/9/04	**Sample Volume(mL):**	250
Analyst:	SWV/mh	**Dilution Factor:**	1
		Can ID:	R2656

Compound	CAS Number	Molecular Weight	Results ppbv	Q	Results ug/m3	Reporting Limit(PQL) ppbv at 250mL
1,1,2-Trichloroethane	79-00-5	133	0.50	U	2.7	0.50
2-Hexanone(MBK)	591-78-6	100	0.50	U	2.0	0.50
Tetrachloroethene	127-18-4	166	2.0		14	0.50
Dibromochloromethane	124-48-1	208	0.50	U	4.3	0.50
1,2-Dibromoethane	106-93-4	188	0.50	U	3.8	0.50
Chlorobenzene	108-90-7	113	0.50	U	2.3	0.50
Ethylbenzene	100-41-4	106	1.3		5.5	0.50
Xylene (para & meta)	1330-20-7	106	3.2		14	0.50
Xylene (Ortho)	95-47-6	106	1.0		4.5	0.50
Styrene	100-42-5	104	0.50	U	2.1	0.50
Bromoform	75-25-2	253	0.50	U	5.2	0.50
1,1,2,2-Tetrachloroethane	79-34-5	168	0.50	U	3.4	0.50
4-Ethyltoluene	622-96-8	120	0.50	U	2.5	0.50
1,3,5-Trimethylbenzene	108-67-8	120	0.50	U	2.5	0.50
1,2,4-Trimethylbenzene	95-63-6	120	0.50	U	2.5	0.50
,3-Dichlorobenzene	541-73-1	147	13		81	0.50
1,4-Dichlorobenzene	106-46-7	147	0.50	U	3.0	0.50
Benzyl chloride	100-44-7	179	0.50	U	3.7	0.50
1,2-Dichlorobenzene	95-50-1	147	0.50	U	3.0	0.50
1,2,4-Trichlorobenzene	120-82-1	182	0.50	U	3.7	0.50
Hexachloro-1,3-butadiene	87-68-3	261	0.50	U	5.3	0.50

Surrogate	Result(ppbv)	True(ppbv)	%Recovery	Limits %
4-Bromofluorobenzene	10.76	10.00	108	70 - 130

= COMPOUND DETECTED AT REPORTED CONCENTRATION IN PPBV AND UG/M3.
U= UNDETECTED
D = DILUTED. REPORTED FROM DILUTION RUN.
B= DETECTED IN BLANK
E = ESTIMATED CONCENTRATION. EXCEEDED CALIBRATION LIMIT.
J= DETECTED BELOW PRACTICAL QUANTITATION LEVEL, BUT ABOVE MDL.

11/09/2004 11:11 [illegible] EMSL ANALYTICAL PAGE 03

VOLATILE ORGANICS DATA ANALYSIS SUMMARY
EPA COMPENDIUM TO-15

Lab Name:	EMSL ANALYTICAL	**Air Results for Project:**	EMSL 280400756
Lab City:	WESTMONT, NJ	**Field ID Number:**	PB-4
Instrument ID:	5972-VOA#4	**Laboratory ID Number:**	280400756-4
C Column:	RTX-502.2 60m 0.25mm 1.4u	**Sampling Date:**	10/24/04
Acquisition Method:	102404TO.M	**Lab File ID:**	j5812.d
Calibration Date:	10/24/04	**Analysis Date:**	11/01/04
Matrix:	Air	**Time Acquired:**	23:31
Latest MDL Date:	8/9/04	**Sample Volume(mL):**	250
Analyst:	SWV/mh	**Dilution Factor:**	1
		Can ID:	R2788

Compound	CAS Number	Molecular Weight	Results ppbv	Q	Results ug/m3	Reporting Limit(PQL) ppbv at 250mL
Propylene	115-07-1	42	46	D	78	1.0
Freon 12(Dichlorodifluoromethane)	75-71-8	121	0.52		2.6	0.50
Freon 114(1,2-Dichlorotetrafluoroethan	76-14-2	171	0.50	U	3.5	0.50
Chloromethane	74-87-3	50	0.50	U	1.0	0.50
Vinyl chloride	75-01-4	63	0.50	U	1.3	0.50
1,3-Butadiene	106-99-0	54	5.7		13	0.50
Bromomethane	74-83-9	95	0.50	U	1.9	0.50
Chloroethane	75-00-3	65	0.50	U	1.3	0.50
Ethanol	64-17-5	46	190	D	370	1.5
Freon 11(Trichlorofluoromethane)	75-69-4	137	0.50	U	2.8	0.50
Isopropyl alcohol(2-Propanol)	67-63-0	60	290	D.E	720	1.5
Freon 113(1,1,2-Trichlorotrifluoroethan	76-13-1	187	0.50	U	3.8	0.50
Acetone	67-64-1	58	34	D	81	3.0
1,1-Dichloroethene	75-35-4	97	0.50	U	2.0	0.50
Carbon disulfide	75-15-0	76	0.97		3.0	0.50
Methylene chloride	75-09-2	85	1.5	U	5.2	1.5
ethyl-tert-butyl ether(MTBE)	1634-04-4	88	0.50	U	1.8	0.50
ans-1,2-Dichloroethene	156-60-5	97	0.50	U	2.0	0.50
n-Hexane	110-54-3	86	6.8		24	0.50
1,1-Dichloroethane	75-34-3	99	0.50	U	2.0	0.50
Vinyl acetate	108-05-4	86	0.50	U	1.8	0.50
2-Butanone(MEK)	78-93-3	72	5.7		17	0.50
cis-1,2-Dichloroethene	156-59-2	97	0.50	U	2.0	0.50
Ethyl acetate	141-78-6	88	0.50	U	1.8	0.50
Chloroform	67-66-3	119	1.0		4.9	0.50
Tetrahydrofuran	109-99-9	72	0.50	U	1.5	0.50
1,1,1-Trichloroethane	71-55-6	133	6.8		37	0.50
Cyclohexane	110-82-7	84	4.9		17	0.50
Carbon tetrachloride	56-23-5	154	0.50	U	3.1	0.50
n-Heptane	142-82-5	100	3.1		13	0.50
1,2-Dichloroethane	107-06-2	99	0.50	U	2.0	0.50
Benzene	71-43-2	78	5.4		17	0.50
Trichloroethene	79-01-6	131	0.50	U	2.7	0.50
1,2-Dichloropropane	78-87-5	113	0.50	U	2.3	0.50
Bromodichloromethane	75-27-4	164	0.50	U	3.3	0.50
1,4-Dioxane	123-91-1	88	0.50	U	1.8	0.50
4-Methyl-2-pentanone(MIBK)	108-10-1	100	0.50	U	2.0	0.50
cis-1,3-Dichloropropene	10061-01-5	111	0.50	U	2.3	0.50
Toluene	108-88-3	92	23		85	0.50
trans-1,3-Dichloropropene	10061-02-6	111	0.50	U	2.3	0.50

VOLATILE ORGANICS DATA ANALYSIS SUMMARY
EPA COMPENDIUM TO-15

Lab Name:	EMSL ANALYTICAL	**Air Results for Project:**	EMSL 280400756
Lab City:	WESTMONT, NJ	**Field ID Number:**	PB-4
Instrument ID:	5972-VOA#4	**Laboratory ID Number:**	280400756-4
C Column:	RTX-502.2 60m 0.25mm 1.4u	**Sampling Date:**	10/24/04
:quisition Method:	102404TO.M	**Lab File ID:**	j5812.d
Calibration Date:	10/24/04	**Analysis Date:**	11/01/04
Matrix:	Air	**Time Acquired:**	23:31
Latest MDL Date:	8/9/04	**Sample Volume(mL):**	250
Analyst:	SWV/mh	**Dilution Factor:**	1
		Can ID:	R2788

Compound	CAS Number	Molecular Weight	Results ppbv	Q	Results ug/m3	Reporting Limit(PQL) ppbv at 250mL
1,1,2-Trichloroethane	79-00-5	133	0.50	U	2.7	0.50
2-Hexanone(MBK)	591-78-6	100	0.50	U	2.0	0.50
Tetrachloroethene	127-18-4	166	7.1		48	0.50
Dibromochloromethane	124-48-1	208	0.50	U	4.3	0.50
1,2-Dibromoethane	106-93-4	188	0.50	U	3.8	0.50
Chlorobenzene	108-90-7	113	0.50	U	2.3	0.50
Ethylbenzene	100-41-4	106	2.5		11	0.50
Xylene (para & meta)	1330-20-7	106	8.9		39	0.50
Xylene (Ortho)	95-47-6	106	1.9		8.3	0.50
Styrene	100-42-5	104	0.50	U	2.1	0.50
Bromoform	75-25-2	253	0.50	U	5.2	0.50
1,1,2,2-Tetrachloroethane	79-34-5	168	0.50	U	3.4	0.50
4-Ethyltoluene	622-96-8	120	1.2		6.1	0.50
1,3,5-Trimethylbenzene	108-67-8	120	0.50	U	2.5	0.50
1,2,4-Trimethylbenzene	95-63-6	120	0.86		4.2	0.50
1,3-Dichlorobenzene	541-73-1	147	4.9		29	0.50
4-Dichlorobenzene	106-46-7	147	0.50	U	3.0	0.50
:nzyl chloride	100-44-7	179	0.50	U	3.7	0.50
1,2-Dichlorobenzene	95-50-1	147	0.50	U	3.0	0.50
1,2,4-Trichlorobenzene	120-82-1	182	0.50	U	3.7	0.50
Hexachloro-1,3-butadiene	87-68-3	261	0.50	U	5.3	0.50

Surrogate	Result(ppbv)	True(ppbv)	%Recovery	Limits %
4-Bromofluorobenzene	10.69	10.00	107	70 - 130

= COMPOUND DETECTED AT REPORTED CONCENTRATION IN PPBV AND UG/M3.
U= UNDETECTED
D = DILUTED. REPORTED FROM DILUTION RUN.
B= DETECTED IN BLANK
E = ESTIMATED CONCENTRATION. EXCEEDED CALIBRATION LIMIT.
J= DETECTED BELOW PRACTICAL QUANTITATION LEVEL, BUT ABOVE MDL.

VOLATILE ORGANICS DATA ANALYSIS SUMMARY
EPA COMPENDIUM TO-15

Lab Name:	EMSL ANALYTICAL	**Air Results for Project:**	EMSL 280400756
Lab City:	WESTMONT, NJ	**Field ID Number:**	PB-8
Instrument ID:	5972-VOA#4	**Laboratory ID Number:**	280400756-5
C Column:	RTX-502.2 60m 0.25mm 1.4u	**Sampling Date:**	10/23/04
Acquisition Method:	102404TO.M	**Lab File ID:**	j5813.d
Calibration Date:	10/24/04	**Analysis Date:**	11/02/04
Matrix:	Air	**Time Acquired:**	12:27am
Latest MDL Date:	8/9/04	**Sample Volume(mL):**	250
Analyst:	SWV/mh	**Dilution Factor:**	1
		Can ID:	R3264

Compound	CAS Number	Molecular Weight	Results ppbv	Q	Results ug/m3	Reporting Limit(PQL) ppbv at 250mL
Propylene	115-07-1	42	67	D	110	1.0
Freon 12(Dichlorodifluoromethane)	75-71-8	121	0.50	U	2.5	0.50
Freon 114(1,2-Dichlorotetrafluoroethan	76-14-2	171	0.50	U	3.5	0.50
Chloromethane	74-87-3	50	0.50	U	1.0	0.50
Vinyl chloride	75-01-4	63	0.50	U	1.3	0.50
1,3-Butadiene	106-99-0	54	2.2		4.8	0.50
Bromomethane	74-83-9	95	0.50	U	1.9	0.50
Chloroethane	75-00-3	65	0.50	U	1.3	0.50
Ethanol	64-17-5	46	1200	D,E	2300	1.5
Freon 11(Trichlorofluoromethane)	75-69-4	137	0.50	U	2.8	0.50
Isopropyl alcohol(2-Propanol)	67-63-0	60	1100	D,E	2800	1.5
Freon 113(1,1,2-Trichlorotrifluoroethan	76-13-1	187	0.50	U	3.8	0.50
Acetone	67-64-1	58	39	D	92	3.0
1,1-Dichloroethene	75-35-4	97	0.50	U	2.0	0.50
Carbon disulfide	75-15-0	76	0.50	U	1.6	0.50
Methylene chloride	75-09-2	85	1.5	U	5.2	1.5
ethyl-tert-butyl ether(MTBE)	1634-04-4	88	0.50	U	1.8	0.50
ans-1,2-Dichloroethene	156-60-5	97	0.50	U	2.0	0.50
n-Hexane	110-54-3	86	14		49	0.50
1,1-Dichloroethane	75-34-3	99	0.50	U	2.0	0.50
Vinyl acetate	108-05-4	86	0.50	U	1.8	0.50
2-Butanone(MEK)	78-93-3	72	3.2		9.6	0.50
cis-1,2-Dichloroethene	156-59-2	97	0.50	U	2.0	0.50
Ethyl acetate	141-78-6	88	0.50	U	1.8	0.50
Chloroform	67-66-3	119	1.9		9.1	0.50
Tetrahydrofuran	109-99-9	72	0.60		1.8	0.50
1,1,1-Trichloroethane	71-55-6	133	0.50	U	2.7	0.50
Cyclohexane	110-82-7	84	7.2		25	0.50
Carbon tetrachloride	56-23-5	154	0.50	U	3.1	0.50
n-Heptane	142-82-5	100	3.0		12	0.50
1,2-Dichloroethane	107-06-2	99	0.50	U	2.0	0.50
Benzene	71-43-2	78	4.2		13	0.50
Trichloroethene	79-01-6	131	14		78	0.50
1,2-Dichloropropane	78-87-5	113	0.50	U	2.3	0.50
Bromodichloromethane	75-27-4	164	0.50	U	3.3	0.50
1,4-Dioxane	123-91-1	88	0.50	U	1.8	0.50
4-Methyl-2-pentanone(MIBK)	108-10-1	100	0.50	U	2.0	0.50
cis-1,3-Dichloropropene	10061-01-5	111	0.50	U	2.3	0.50
Toluene	108-88-3	92	150	D	560	0.50
trans-1,3-Dichloropropene	10061-02-6	111	0.50	U	2.3	0.50

VOLATILE ORGANICS DATA ANALYSIS SUMMARY
EPA COMPENDIUM TO-15

Lab Name:	EMSL ANALYTICAL	**Air Results for Project:**	EMSL 280400756
Lab City:	WESTMONT, NJ	**Field ID Number:**	PB-8
Instrument ID:	5972-VOA#4	**Laboratory ID Number:**	280400756-5
: Column:	RTX-502.2 60m 0.25mm 1.4u	**Sampling Date:**	10/23/04
Acquisition Method:	102404TO.M	**Lab File ID:**	j5813.d
Calibration Date:	10/24/04	**Analysis Date:**	11/02/04
Matrix:	Air	**Time Acquired:**	12:27am
Latest MDL Date:	8/9/04	**Sample Volume(mL):**	250
Analyst:	SWV/mh	**Dilution Factor:**	1
		Can ID:	R3284

Compound	CAS Number	Molecular Weight	Results ppbv	Q	Results ug/m3	Reporting Limit(PQL) ppbv at 250mL
1,1,2-Trichloroethane	79-00-5	133	0.50	U	2.7	0.50
2-Hexanone(MBK)	591-78-6	100	0.50	U	2.0	0.50
Tetrachloroethene	127-18-4	166	2.5		17	0.50
Dibromochloromethane	124-48-1	208	0.50	U	4.3	0.50
1,2-Dibromoethane	106-93-4	188	0.50	U	3.8	0.50
Chlorobenzene	108-90-7	113	0.50	U	2.3	0.50
Ethylbenzene	100-41-4	106	14		61	0.50
Xylene (para & meta)	1330-20-7	106	42	D	180	0.50
Xylene (Ortho)	95-47-6	106	7.3		32	0.50
Styrene	100-42-5	104	0.50	U	2.1	0.50
Bromoform	75-25-2	253	0.50	U	5.2	0.50
1,1,2,2-Tetrachloroethane	79-34-5	168	0.50	U	3.4	0.50
4-Ethyltoluene	622-96-8	120	0.68		3.4	0.50
1,3,5-Trimethylbenzene	108-67-8	120	0.50	U	2.5	0.50
1,2,4-Trimethylbenzene	95-63-6	120	0.50	U	2.5	0.50
1,3-Dichlorobenzene	541-73-1	147	64	D	380	0.50
4-Dichlorobenzene	106-46-7	147	0.50	U	3.0	0.50
Benzyl chloride	100-44-7	179	0.50	U	3.7	0.50
1,2-Dichlorobenzene	95-50-1	147	0.50	U	3.0	0.50
1,2,4-Trichlorobenzene	120-82-1	182	0.50	U	3.7	0.50
Hexachloro-1,3-butadiene	87-68-3	261	0.50	U	5.3	0.50

Surrogate	Result(ppbv)	True(ppbv)	%Recovery	Limits %
4-Bromofluorobenzene	10.73	10.00	107	70 - 130

= COMPOUND DETECTED AT REPORTED CONCENTRATION IN PPBV AND UG/M3.
U= UNDETECTED
D = DILUTED. REPORTED FROM DILUTION RUN.
B= DETECTED IN BLANK
E = ESTIMATED CONCENTRATION. EXCEEDED CALIBRATION LIMIT.
J= DETECTED BELOW PRACTICAL QUANTITATION LEVEL, BUT ABOVE MDL.

VOLATILE ORGANICS DATA ANALYSIS SUMMARY
EPA COMPENDIUM TO-15

Lab Name:	EMSL ANALYTICAL	**Air Results for Project:**	EMSL 280400756
Lab City:	WESTMONT, NJ	**Field ID Number:**	PB-5
Instrument ID:	5972-VOA#4	**Laboratory ID Number:**	280400756-6
Column:	RTX-502.2 60m 0.25mm 1.4u	**Sampling Date:**	10/24/04
Acquisition Method:	102404TO.M	**Lab File ID:**	j5814.d
Calibration Date:	10/24/04	**Analysis Date:**	11/02/04
Matrix:	Air	**Time Acquired:**	1:23am
Latest MDL Date:	8/9/04	**Sample Volume(mL):**	250
Analyst:	SWV/mh	**Dilution Factor:**	1
		Can ID:	E2315

Compound	CAS Number	Molecular Weight	Results ppbv	Q	Results ug/m3	Reporting Limit(PQL) ppbv at 250mL
Propylene	115-07-1	42	83	D	140	1.0
Freon 12(Dichlorodifluoromethane)	75-71-8	121	0.55		2.7	0.50
Freon 114(1,2-Dichlorotetrafluoroethan	76-14-2	171	0.50	U	3.5	0.50
Chloromethane	74-87-3	50	0.70		1.4	0.50
Vinyl chloride	75-01-4	63	0.50	U	1.3	0.50
1,3-Butadiene	106-99-0	54	7.3		16	0.50
Bromomethane	74-83-9	95	0.50	U	1.9	0.50
Chloroethane	75-00-3	65	0.50	U	1.3	0.50
Ethanol	64-17-5	46	360	D,E	680	1.5
Freon 11(Trichlorofluoromethane)	75-69-4	137	0.50	U	2.8	0.50
Isopropyl alcohol(2-Propanol)	67-63-0	60	500	D,E	1200	1.5
Freon 113(1,1,2-Trichlorotrifluoroethan	76-13-1	187	0.50	U	3.8	0.50
Acetone	67-64-1	58	41	D	96	3.0
1,1-Dichloroethene	75-35-4	97	0.50	U	2.0	0.50
Carbon disulfide	75-15-0	76	1.3		4.0	0.50
Methylene chloride	75-09-2	85	1.5	U	5.2	1.5
Ethyl-tert-butyl ether(MTBE)	1634-04-4	88	0.50	U	1.8	0.50
trans-1,2-Dichloroethene	156-60-5	97	0.50	U	2.0	0.50
n-Hexane	110-54-3	86	6.9		24	0.50
1,1-Dichloroethane	75-34-3	99	0.50	U	2.0	0.50
Vinyl acetate	108-05-4	86	0.50	U	1.8	0.50
2-Butanone(MEK)	78-93-3	72	5.3		16	0.50
cis-1,2-Dichloroethene	156-59-2	97	0.50	U	2.0	0.50
Ethyl acetate	141-78-6	88	0.50	U	1.8	0.50
Chloroform	67-66-3	119	5.8		28	0.50
Tetrahydrofuran	109-99-9	72	0.50	U	1.5	0.50
1,1,1-Trichloroethane	71-55-6	133	18		96	0.50
Cyclohexane	110-82-7	84	4.2		14	0.50
Carbon tetrachloride	56-23-5	154	0.50	U	3.1	0.50
n-Heptane	142-82-5	100	2.3		9.6	0.50
1,2-Dichloroethane	107-06-2	99	0.50	U	2.0	0.50
Benzene	71-43-2	78	4.0		13	0.50
Trichloroethene	79-01-6	131	0.53		2.9	0.50
1,2-Dichloropropane	78-87-5	113	0.50	U	2.3	0.50
Bromodichloromethane	75-27-4	164	0.50	U	3.3	0.50
1,4-Dioxane	123-91-1	88	0.50	U	1.8	0.50
4-Methyl-2-pentanone(MIBK)	108-10-1	100	0.50	U	2.0	0.50
cis-1,3-Dichloropropene	10061-01-5	111	0.50	U	2.3	0.50
Toluene	108-88-3	92	11		43	0.50
trans-1,3-Dichloropropene	10061-02-6	111	0.50	U	2.3	0.50

VOLATILE ORGANICS DATA ANALYSIS SUMMARY
EPA COMPENDIUM TO-15

Lab Name:	EMSL ANALYTICAL	**Air Results for Project:**	EMSL 280400756
Lab City:	WESTMONT, NJ	**Field ID Number:**	PB-5
Instrument ID:	5972-VOA#4	**Laboratory ID Number:**	280400756-6
Column:	RTX-502.2 60m 0.25mm 1.4u	**Sampling Date:**	10/24/04
Acquisition Method:	102404TO.M	**Lab File ID:**	j5814.d
Calibration Date:	10/24/04	**Analysis Date:**	11/02/04
Matrix:	Air	**Time Acquired:**	1:23am
Latest MDL Date:	8/9/04	**Sample Volume(mL):**	250
Analyst:	SWV/mh	**Dilution Factor:**	1
		Can ID:	E2315

Compound	CAS Number	Molecular Weight	Results ppbv	Q	Results ug/m3	Reporting Limit(PQL) ppbv at 250mL
1,1,2-Trichloroethane	79-00-5	133	0.50	U	2.7	0.50
2-Hexanone(MBK)	591-78-6	100	0.50	U	2.0	0.50
Tetrachloroethene	127-18-4	166	27	D	180	0.50
Dibromochloromethane	124-48-1	208	0.50	U	4.3	0.50
1,2-Dibromoethane	106-93-4	188	0.50	U	3.8	0.50
Chlorobenzene	108-90-7	113	0.50	U	2.3	0.50
Ethylbenzene	100-41-4	106	1.0		4.4	0.50
Xylene (para & meta)	1330-20-7	106	3.4		15	0.50
Xylene (Ortho)	95-47-6	106	0.90		3.9	0.50
Styrene	100-42-5	104	0.50	U	2.1	0.50
Bromoform	75-25-2	253	0.50	U	5.2	0.50
1,1,2,2-Tetrachloroethane	79-34-5	168	0.50	U	3.4	0.50
4-Ethyltoluene	622-96-8	120	0.72		3.5	0.50
1,3,5-Trimethylbenzene	108-67-8	120	0.50	U	2.5	0.50
1,2,4-Trimethylbenzene	95-63-6	120	0.66		3.2	0.50
1,3-Dichlorobenzene	541-73-1	147	7.5		45	0.50
-Dichlorobenzene	106-46-7	147	0.50	U	3.0	0.50
Benzyl chloride	100-44-7	179	0.50	U	3.7	0.50
1,2-Dichlorobenzene	95-50-1	147	0.50	U	3.0	0.50
1,2,4-Trichlorobenzene	120-82-1	182	0.50	U	3.7	0.50
Hexachloro-1,3-butadiene	87-68-3	261	0.50	U	5.3	0.50

Surrogate	Result(ppbv)	True(ppbv)	%Recovery	Limits %
4-Bromofluorobenzene	10.47	10.00	105	70 - 130

= COMPOUND DETECTED AT REPORTED CONCENTRATION IN PPBV AND UG/M3.
U= UNDETECTED
D = DILUTED, REPORTED FROM DILUTION RUN.
B= DETECTED IN BLANK
E = ESTIMATED CONCENTRATION. EXCEEDED CALIBRATION LIMIT.
J= DETECTED BELOW PRACTICAL QUANTITATION LEVEL, BUT ABOVE MDL.

VOLATILE ORGANICS DATA ANALYSIS SUMMARY
EPA COMPENDIUM TO-15

Lab Name:	EMSL ANALYTICAL	**Air Results for Project:**	EMSL 280400756
Lab City:	WESTMONT, NJ	**Field ID Number:**	PB-10 (2)
Instrument ID:	5972-VOA#4	**Laboratory ID Number:**	280400756-7
Column:	RTX-502.2 60m 0.25mm 1.4u	**Sampling Date:**	10/23/04
Acquisition Method:	102404TO.M	**Lab File ID:**	j5815.d
Calibration Date:	10/24/04	**Analysis Date:**	11/02/04
Matrix:	Air	**Time Acquired:**	2:19am
Latest MDL Date:	8/9/04	**Sample Volume(mL):**	250
Analyst:	SWV/mh	**Dilution Factor:**	1
		Can ID:	R3262

Compound	CAS Number	Molecular Weight	Results ppbv	Q	Results ug/m3	Reporting Limit(PQL) ppbv at 250mL
Propylene	115-07-1	42	23		39	1.0
Freon 12(Dichlorodifluoromethane)	75-71-8	121	0.50		2.5	0.50
Freon 114(1,2-Dichlorotetrafluoroethan	76-14-2	171	0.50	U	3.5	0.50
Chloromethane	74-87-3	50	0.50	U	1.0	0.50
Vinyl chloride	75-01-4	63	0.50	U	1.3	0.50
1,3-Butadiene	106-99-0	54	1.5		3.4	0.50
Bromomethane	74-83-9	95	0.50	U	1.9	0.50
Chloroethane	75-00-3	65	0.50	U	1.3	0.50
Ethanol	64-17-5	46	5.1		9.6	1.5
Freon 11(Trichlorofluoromethane)	75-69-4	137	0.50	U	2.8	0.50
Isopropyl alcohol(2-Propanol)	67-63-0	60	1.5	U	3.7	1.5
Freon 113(1,1,2-Trichlorotrifluoroethan	76-13-1	187	0.50	U	3.8	0.50
Acetone	67-64-1	58	12		29	3.0
1,1-Dichloroethene	75-35-4	97	0.50	U	2.0	0.50
Carbon disulfide	75-15-0	76	0.50	U	1.6	0.50
ethylene chloride	75-09-2	85	1.5	U	5.2	1.5
ethyl-tert-butyl ether(MTBE)	1634-04-4	88	0.50	U	1.8	0.50
trans-1,2-Dichloroethene	156-60-5	97	0.50	U	2.0	0.50
n-Hexane	110-54-3	86	1.7		6.0	0.50
1,1-Dichloroethane	75-34-3	99	0.50	U	2.0	0.50
Vinyl acetate	108-05-4	86	0.50	U	1.8	0.50
2-Butanone(MEK)	78-93-3	72	1.2		3.5	0.50
cis-1,2-Dichloroethene	156-59-2	97	0.50	U	2.0	0.50
Ethyl acetate	141-78-6	88	0.50	U	1.8	0.50
Chloroform	67-66-3	119	3.0		15	0.50
Tetrahydrofuran	109-99-9	72	0.50	U	1.5	0.50
1,1,1-Trichloroethane	71-55-6	133	0.89		4.9	0.50
Cyclohexane	110-82-7	84	1.2		4.2	0.50
Carbon tetrachloride	56-23-5	154	0.50	U	3.1	0.50
n-Heptane	142-82-5	100	1.2		5.0	0.50
1,2-Dichloroethane	107-06-2	99	0.50	U	2.0	0.50
Benzene	71-43-2	78	1.8		5.6	0.50
Trichloroethene	79-01-6	131	4.3		23	0.50
1,2-Dichloropropane	78-87-5	113	0.50	U	2.3	0.50
Bromodichloromethane	75-27-4	164	0.50	U	3.3	0.50
1,4-Dioxane	123-91-1	88	0.50	U	1.8	0.50
4-Methyl-2-pentanone(MIBK)	108-10-1	100	0.50	U	2.0	0.50
cis-1,3-Dichloropropene	10061-01-5	111	0.50	U	2.3	0.50
Toluene	108-88-3	92	21		77	0.50
trans-1,3-Dichloropropene	10061-02-6	111	0.50	U	2.3	0.50

VOLATILE ORGANICS DATA ANALYSIS SUMMARY
EPA COMPENDIUM TO-15

Lab Name:	EMSL ANALYTICAL	**Air Results for Project:**	EMSL 280400756
Lab City:	WESTMONT, NJ	**Field ID Number:**	PB-10 (2)
Instrument ID:	5972-VOA#4	**Laboratory ID Number:**	280400756-7
Column:	RTX-502.2 60m 0.25mm 1.4u	**Sampling Date:**	10/23/04
Acquisition Method:	102404TO.M	**Lab File ID:**	j5815.d
Calibration Date:	10/24/04	**Analysis Date:**	11/02/04
Matrix:	Air	**Time Acquired:**	2:19am
Latest MDL Date:	8/9/04	**Sample Volume(mL):**	250
Analyst:	SWV/mh	**Dilution Factor:**	1
		Can ID:	R3262

Compound	CAS Number	Molecular Weight	Results ppbv	Q	Results ug/m3	Reporting Limit(PQL) ppbv at 250mL
1,1,2-Trichloroethane	79-00-5	133	0.50	U	2.7	0.50
2-Hexanone(MBK)	591-78-6	100	0.50	U	2.0	0.50
Tetrachloroethene	127-18-4	166	0.50	U	3.4	0.50
Dibromochloromethane	124-48-1	208	0.50	U	4.3	0.50
1,2-Dibromoethane	106-93-4	188	0.50	U	3.8	0.50
Chlorobenzene	108-90-7	113	0.50	U	2.3	0.50
Ethylbenzene	100-41-4	106	4.2		18	0.50
Xylene (para & meta)	1330-20-7	106	18		80	0.50
Xylene (Ortho)	95-47-6	106	4.4		19	0.50
Styrene	100-42-5	104	0.50	U	2.1	0.50
Bromoform	75-25-2	253	0.50	U	5.2	0.50
1,1,2,2-Tetrachloroethane	79-34-5	168	0.50	U	3.4	0.50
4-Ethyltoluene	622-96-8	120	4.5		22	0.50
1,3,5-Trimethylbenzene	108-67-8	120	0.99		4.9	0.50
1,2,4-Trimethylbenzene	95-63-6	120	3.8		19	0.50
1,3-Dichlorobenzene	541-73-1	147	0.50	U	3.0	0.50
1,4-Dichlorobenzene	106-46-7	147	0.50	U	3.0	0.50
Benzyl chloride	100-44-7	179	0.50	U	3.7	0.50
1,2-Dichlorobenzene	95-50-1	147	0.50	U	3.0	0.50
1,2,4-Trichlorobenzene	120-82-1	182	0.50	U	3.7	0.50
Hexachloro-1,3-butadiene	87-68-3	261	0.50	U	5.3	0.50

Surrogate	Result(ppbv)	True(ppbv)	%Recovery	Limits %
4-Bromofluorobenzene	10.55	10.00	105	70 - 130

= COMPOUND DETECTED AT REPORTED CONCENTRATION IN PPBV AND UG/M3.
U= UNDETECTED
D = DILUTED. REPORTED FROM DILUTION RUN.
B= DETECTED IN BLANK
E = ESTIMATED CONCENTRATION. EXCEEDED CALIBRATION LIMIT.
J= DETECTED BELOW PRACTICAL QUANTITATION LEVEL, BUT ABOVE MDL.

EMSL ANALYTICAL, INC.
Cooper Street (TO-15 Lab)
Westmont, New Jersey 08108
856-858-4800 Extension 1301
856-858-0648 Fax or
howley@emsl.com

Exter

Chain of Custody / Analysis Request Form

EMSL Project # 280 3756
PO#

Note: Please complete all required information. Incomplete shaded areas may hinder processing samples.

Project Name:

(Weather conditions: Bar. pressure: Temp.: +28 SHAWNY % Humidity:

Custody and Sample Information: Print ALL information. Write N/A in blanks not applicable.

Report to: Mike Sherwood, 4 Commerce Drive South, Harrison, NJ 10926

2. Bill To: SHAW EE, Attn: Mike Sherwood

Contact Person (name and phone number): Mike Sherwood
Tel #: 845 492 8182
FAX #: 845 492 3101

Sample Shipping and Transport Notice
The individual signing this document is relinquish the sample(s) is indicating that the sample(s) is/are being shipped in compliance with all applicable local, state or Federal as well as international laws, regulations and ordinances. EMSL Analytical, Inc. assumes no liability with respect to sampling, handling or shipping of the samples included in this shipment. The relinquishing signature in addition indicates agreement to hold harmless, defend and indemnify EMSL Analytical, Inc. against any claim, demand, or action, related to the sampling, handling, or shipping of samples. Call the D.O.T. Hotline at (800) 467-4922 for questions about regulations.

Sampled by (Signature): [signature]

4. # of Samples in Shipment: 7

5. Date of Sample Shipment: 10/23/04 – 10/24/04

6. Date Results Needed:

Lab Sample ID	Canister ID	Client Sample ID	Sampling Date / Time Start	Sampling Date / Time Stop	Regulator ID	Analyses Requested	Canister / Vacuum Initial "Hg	Final "Hg	Receipt "Hg
	R26[illegible]	PB-6	10/24/04 1205	10/24/04 1216	R[illegible]	TO-15	32	3	-3
	R1[illegible]	PB-9	10/23/04 1304	10/23/04 1404	R[illegible]	TO-15	32	2	-2
	R26[illegible]	PB-11	10/24/04 [illegible]	10/24/04 [illegible]	[illegible]	TO-15	32	2	-2
	R27[illegible]	PB-4	10/24/04 1557	10/24/04 1646	[illegible]	TO-15	30	4	-4
	R26[illegible]				R[illegible]	TO-15			
	R32[illegible]	PB-8	10/23/04 1403	10/23/04 1503	R[illegible]	TO-15	32	2	-2
	E2315	PB-5	10/24/04 1426	10/24/04 1524	R[illegible]	TO-15	30	3	-3
	R3[illegible]				R[illegible]	TO-15			

Relinquished by (Signature)	Company/Agency Affiliation	Date/Time Relinquished	Delivery Method or Reason for Change of External Custody	Received by (Signature)	Company/Agency Affiliation	Date/Time Received
M. Howley	EMSL	10/26/04 / 10:20		[signature]		/
D Burns	EMSL	10/26 / 12:40		[signature]		10/26 / 12:40
		/				/
		/		[signature]	10/26/04	1

Please indicate Turn Around Time needed: [X] Standard 5-10 Days* [ ] *96-Hour [ ] *72-Hour [ ] *48-Hour [ ] *24-Hour * TAT subject to laboratory workload.

Comments:

Please indicate reporting requirements: 1) Results only [ ] 2) Other (Attach a copy of requirements)

Name / Title of Individual Resealing Canisters and Shipping Container: (Print/Sign)
Name: [signature] Title: [illegible]
Date/Time Sample Shipping Container Resealed: 10/25/04 1400 Laboratory Affixed Seal No:

Condition of cans and regulators at receipt in laboratory (See TO-15 Sample Canister Delivery / Acceptance Report): GOOD 9.

Name / Title of Individual Preparing Canisters and Shipping Container: (Print/Sign)
Name: Title:
Date/Time Sample Shipping Container Sealed: Laboratory Affixed Seal No:

Name / Title of Individual Breaking Shipping Container Seal and Accepting Responsibility at the Laboratory: (Print/Sign) Name: D Burns / [signature] Title: [signature] 11.
Date/Time Sample Shipping Container Opened: 10/26 10:53A
Date/Time Internal Chain of Custody Initiated on Form TO15-2003 (Internal Chain of Custody):

TO-1101 COC.doc

NJDEP Requires Strict Legal Custody – Shipping Containers Must Include Custody Seals – Items in "Bold" Border Boxes must be filled out.

Relinquished to [signature]

10/25/2004 08:36 FAX 845 492 3101 SHAW/EMCON 002

11/09/2004 11:47 856-854-2362 EMSL ANALYTICAL PAGE 18
10/25/2004 08:37 FAX 845 492 3101 SHAW/EMCON 003

EMSL A[illegible]TICAL, INC.
Cooper S[illegible] (TO-15 Lab)
[illegible]estmont, New Jersey 08108
[illegible]6-858-4800 Extension 1301
[illegible]6-858-0649 Fax or
[illegible]owley@emsl.com

Extern[illegible]

Chain of Custody / Analysis Request Form

EMSL Project # 28040756
PO#

Note: Please complete all required information. Incomplete shaded areas may hinder processing samples.

Project Name:

(Weather conditions: Bar. pressure: Temp.: % Humidity:

[illegible]stody and Sample Information - Print ALL Information. Write N/A in blanks not applicable.

Report to:	2. Bill To:	Contact Person: (name and phone number)
Mike Sherwood 4 Commerce Dr. Harriman, NY 10926	SHAW EF Attn: Mike Sherwood 4 Commerce Drive Harriman, NY 10920	Mike Sherwood Tel #: 845 492-3182 FAX #: 845 492-3101

Sample Shipping and Transport Notice
The individual signing this document to relinquish the sample(s) is indicating that the sample(s) is/are being shipped in compliance with all applicable local, state or Federal as well as international laws, regulations and ordinances. EMSL Analytical, Inc. assumes no liability with respect to sampling, handling or shipping of the samples included in this shipment. The relinquishing signature in addition indicates agreement to hold harmless, defend and indemnify EMSL Analytical, Inc. against any claim, demand, or action, related to the sampling, handling, or shipping of samples. Call the D.O.T. Hotline at -(800) 467-4922 for questions about regulations.

Sampled by (Signature)	4. # of Samples in Shipment	5. Date of Sample Shipment	6. Date Results Needed
[signature]	7	10/23/04 - 10/24/04	

Lab Sample ID	Canister ID	Client Sample ID	Sampling Date / Time Start	Sampling Date / Time Stop	Regulator ID	Analyses Requested	Canister / Vacuum Initial "Hg	Final "Hg	Receipt "Hg
	R2667	DO NOT ANALYZE			R[illegible]6622	TO-15			
	R1213				R[illegible]				
	R3261	PB-10 (2)	10/23/04 1205	10/23/04 1220	R72[illegible]	TO-15	29	2	-2

Relinquished by (Signature)	Company/Agency Affiliation	Date/Time Relinquished	Delivery Method or Reason for Change of External Custody	Received by (Signature)	Company/Agency Affiliation	Date/Time Received
M. Howley	EMSL	10/24/04 / 0820				/
		/				/
		/				/
		/		M. Howley	EMSL	10/24/04 / 0820

[illegible]ase indicate Turn [illegible]und Time needed: [X] Standard 5-10 Days* [ ] *96-Hour [ ] *72-Hour [ ] *48-Hour [ ] *24-Hour * TAT subject to laboratory workload.

[illegible]mments:

Please indicate reporting requirements:
1) Results only [ ] 2) Other (Attach a copy of requirements)

Name / Title of Individual Restaling Canisters and Shipping Container: (Print/Sign)
Name: [signature] Title: [illegible]
Date/Time Sample Shipping Container ReSealed: 10/25/04 1400 Laboratory Affixed Seal No:

Condition of cans and regulators at receipt in laboratory (See TO-15 Sample Canister Delivery / Acceptance Report): 9.

Name / Title of Individual Preparing Canisters and Shipping Container: (Print/Sign)
Name: Title:
Date/Time Sample Shipping Container Sealed: Laboratory Affixed Seal No:

Name / Title of Individual Breaking Shipping Container Seal and Accepting Responsibility at the Laboratory: (Print/Sign) Name: Title: 11.
Date/Time Sample Shipping Container Opened:
Date/Time Internal Chain of Custody Initiated on Form TO15-2/03 (Internal Chain of Custody):

EMSL Analytical, Inc., TO-15 Laboratory, 3 Cooper Street, Westmont, NJ 08108 phone (800)220-3675

TO-15 Facts (and information on how to review your report)

Ethanol, acetone, and isopropanol are commonly found in indoor air. These compounds may have an E flag which indicates their concentration as approximate. Due to the fact they occur commonly, dilutions may or may not be performed. Ethanol is a major compound in alcoholic beverages, perfumes, solvents, paints, and lacquers. Isopropanol is routinely used in disinfectants, quick drying inks, alcohol swabs, and household products. Acetone is found in many products used in the home or office.

Freons are common refrigerants and often seen in air samples.

Benzene, toluene, ethylbenzene, and xylenes are components of gasoline. Toluene and xylenes can be found in solvent based products such as oil based paints.

If you wish to compare your data with NIOSH or OSHA exposure limits, please consult the following links and search for the individual compound of interest.

http://www.cdc.gov/niosh/nmam/nmammenu.html

http://www.osha.gov/dts/sltc/methods/toc.html

If you have additional questions about your report, please do not hesitate to contact Scott VanEtten at (800)220-3675 ext.1262.

APPENDIX F
SUB SLAB DEPRESSURIZATION SYSTEM DOCUMENTATION

ACTIVE SUB SLAB DEPRESSURIZATION SYSTEM LAYOUT

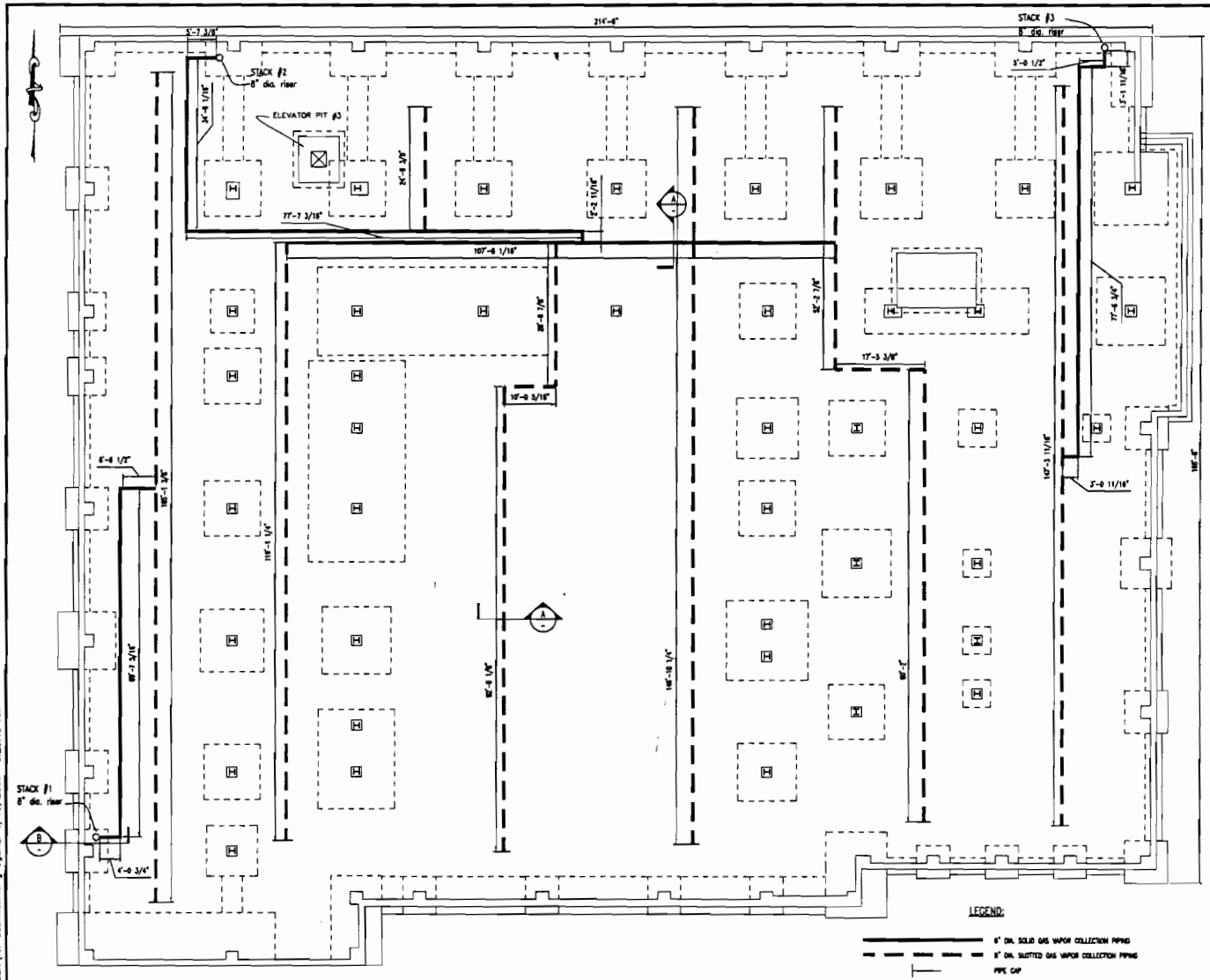

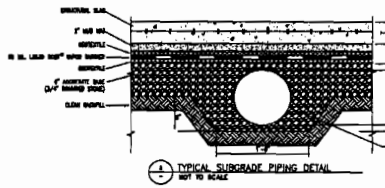

TYPICAL SUBGRADE PIPING DETAIL
NOT TO SCALE

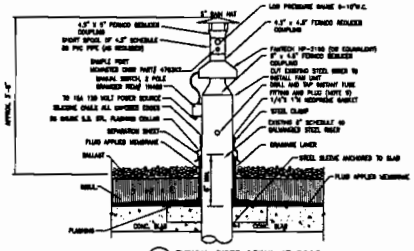

TYPICAL RISER DETAIL AT ROOF
NOT TO SCALE

NOTES:

1. FOR ADDITIONAL NOTES AND DETAILS SEE STRUCTURAL DWGS S-101, S-102 AND S-103.
2. UNDERSLAB GAS VAPOR COLLECTION PIPING SHALL BE CONSTRUCTED OF SCHEDULE 80 PVC, SLOTTED CASINGS WITH 0.02 INCH SLOTS AND SOLID PIPING AS INDICATED IN DRAWING. SLOTTED PIPE ENDS TO BE CAPPED.
3. SLOTTED AND SOLID GAS VAPOR COLLECTION PIPING SHALL BE 6" DIAMETER.
4. GAS VAPOR COLLECTION PIPING BELOW THE STRUCTURAL SLAB SHALL BE SCHEDULE 80 PVC PIPE AT DIAMETERS SHOWN. VERTICAL RISERS THROUGH THE BUILDING SHALL BE GALVANIZED SCHEDULE 40 CARBON STEEL. THE TRANSITION FROM SCHEDULE 80 PVC PIPE TO SCHEDULE 40 CARBON STEEL SHALL BE MADE BELOW GRADE JUST BEFORE THE RISER SLAB PENETRATION.
5. ALL HORIZONTAL SOLID PIPING SHOULD MAINTAIN A MINIMUM SLOPE OF 1/8" PER FOOT IN ORDER TO DRAIN CONDENSATION BACK TO SOIL BENEATH THE VAPOR BARRIER. THE SYSTEM SHOULD BE INSTALLED SO THAT NO PORTION WILL ALLOW THE EXCESS ACCUMULATION OF CONDENSATION.
6. PIPING CAN BE ADJUSTED UP TO 12" IN ANY DIRECTION TO ACCOMMODATE BUILDING UTILITY/MECHANICAL REQUIREMENTS.
7. TESTING PROCEDURES: CONTRACTOR SHALL PRESSURE TEST ABOVEGROUND VAPOR PIPING WITHIN THE BUILDING. TEMPORARILY PLUG PIPING AT BUILDING SLAB (CLEANOUT TEST TEE) AND ROOF AND PRESSURIZE PIPING TO 10 PSIG WITH AIR. SOAP ALL JOINTS AND MONITOR PRESSURE GAUGE FOR 30 MINUTES MINIMUM WITHOUT LOSS IN PRESSURE. REPAIR LEAKS AND RETEST AS NECESSARY.
8. INSTALL INSTANT TUBE FITTING A MINIMUM OF 1.5" FROM THE BASE OF THE FAN UNIT. FLOW SHALL BE MEASURED USING A TSI VELOCITY METER MODEL 8360 OR APPROVED EQUAL. DRILL UP INSIDE OF INSTANT TUBE FITTING USING A DRILL BIT THAT MATCHES THE O.D. OF THE TSI WAND.
9. ALL ELECTRICAL EQUIPMENT AND WIRING MUST BE INSTALLED IN ACCORDANCE WITH NFPA 70.

LEGEND:

- 6" DIA. SOLID GAS VAPOR COLLECTION PIPING
- 6" DIA. SLOTTED GAS VAPOR COLLECTION PIPING
- PIPE CAP
- LOCATION WHERE HEADER TURNS UP AND PENETRATES FLOOR SLAB OR AREA OF VERTICAL PIPE CHASE.

FAN PERFORMANCE (FANTECH HP-2190)

CFM vs. STATIC PRESSURE INCHES W.G.										
0"	0.5"	0.75"	1.0"	1.25"	1.5"	1.75"	-	V	W	MAX AMPS
163	126	104	81	38	35	15	-	115	80-85	.78

GAS VAPOR COLLECTION SYSTEM

NYCSCA HS 800-HIGH SCHOOL OF ARCHITECTURE AND URBAN PLANNING
QUEENS, NEW YORK

I:\Projects\10352\10352n\for submittal.dwg sporial 1/19/2005 10:25:19 AM

FRICTION LOSS CALCULATIONS

NYCSCA HS 800 (ADAM'S BRUSH)
High School of Architecture and Urban Planning
Queens, New York

1) Determine Total friction losses on the vacuum side of the system

Air exchange rate required below the slab = 217 cfm
Assume that half of this flow will come from Stack#2 = 108.5 cfm and 1/4 of the flow will come from Stacks #1 and 3 = 54.25 cfm each

Stack: 1

Branch Lines (2):	Qty	Units	Pipe Size	Type	Description	Equiv. Pipe Length, ft	Total
Take into consideration all slotted piping @ 27.125 cfm each leg	166	LF	8"	Sch 80 PVC	Slotted Pipe	1.00	166.00
					Total equivalent length, Le, of 8" straight pipe		**166.00**

Total friction loss in 8" pipe, hf(8")

hf(8") = **0.0001** in W.C./ft of 8" pipe for 27.125 cfm
Total hf(8")= **0.017** in W.C.

Manifold and Stack:	Qty	Units	Pipe Size	Type	Description	Equiv. Pipe Length, ft	Total
Carries full flow of 54.25 cfm	162	LF	8"	Sch 80 PVC	Straight Pipe	1.00	162.00
	1	PCs	8"	Sch 80 PVC	Tee, branch flow	39.90	39.90
	1	PCs	8"	Sch 80 PVC	Sudden Enlargement (4" x 8")	6.50	6.50
	1	PCs	8"	Sch 80 PVC	Sudden Contraction (8" x 4")	4.00	4.00
	1	PCs	8"	Sch 80 PVC	Tee, thru flow	13.30	13.30
	1				Rain hat	5.00	5.00
(3 elbows + 3 extra FS)	6	PCs	8"	Sch 80 PVC	90° Elbows	20.00	120.00
					Total equivalent length, Le, of 8" straight pipe		**350.70**

Total friction loss in 8" pipe, hf(8")

hf(8") = **0.000125** in W.C./ft of 8" pipe for 54.25 cfm
Total hf(8")= **0.044** in W.C.

Total friction loss for Stack#1= 0.06 in W.C.

NYCSCA HS 800 (ADAM'S BRUSH)
High School of Architecture and Urban Planning
Queens, New York

Stack: 2

Branch Lines (7):	Qty	Units	Pipe Size	Type	Description	Equiv. Pipe Length, ft	Total
Take into consideration all slotted	587	LF	8"	Sch 80 PVC	Straight Pipe	1.00	587.00
piping @ 15.5 cfm each leg	4	PCs	8"	Sch 80 PVC	90° Elbows	20.00	80.00
					Total equivalent length, Le, of 8" straight pipe		**667.00**

Total friction loss in 8" pipe, hf(8")

hf(8") =	**0.0001**	in W.C./ft	of 8" pipe for 15.5 cfm
Total hf(8")=	**0.067**	in W.C.	

Manifold and Stack:	Qty	Units	Pipe Size	Type	Description	Equiv. Pipe Length, ft	Total
Carries full flow of 108.5 cfm	310	LF	8"	Sch 80 PVC	Straight Pipe	1.00	310.00
	6	PCs	8"	Sch 80 PVC	Tee, branch flow	39.90	239.40
	1	PCs	8"	Sch 80 PVC	Sudden Enlargement (4" x 8")	6.50	6.50
	1	PCs	8"	Sch 80 PVC	Sudden Contraction (8" x 4")	4.00	4.00
	1	PCs	8"	Sch 80 PVC	Tee, thru flow	13.30	13.30
	1				Rain hat	5.00	5.00
(5 elbows + 3 extra FS)	8	PCs	8"	Sch 80 PVC	90° Elbows	20.00	160.00
					Total equivalent length, Le, of 8" straight pipe		**738.20**

Total friction loss in 8" pipe, hf(8")

hf(8") =	**0.00026**	in W.C./ft	of 8" pipe for 108.5 cfm
Total hf(8")=	**0.191932**	in W.C.	

Total friction loss for line Stack#2= 0.26 in W.C.

NYCSCA HS 800 (ADAM'S BRUSH)
High School of Architecture and Urban Planning
Queens, New York

Stack: 3

Branch Lines (2):	Qty	Units	Pipe Size	Type	Description	Equiv. Pipe Length, ft	Total
Take into consideration all slotted piping @ 27.125 cfm each leg	148	LF	8"	Sch 80 PVC	Slotted Pipe	1.00	148.00
					Total equivalent length, Le, of 8" straight pipe		**148.00**

Total friction loss in 8" pipe, hf(8")

hf(8") = **0.0001** in W.C./ft of 8" pipe for 27.125 cfm
Total hf(8")= **0.015** in W.C.

Manifold and Stack:	Qty	Units	Pipe Size	Type	Description	Equiv. Pipe Length, ft	Total
Carries full flow of 54.25 cfm	172	LF	8"	Sch 80 PVC	Straight Pipe	1.00	172.00
	1	PCs	8"	Sch 80 PVC	Tee, branch flow	39.90	39.90
	1	PCs	8"	Sch 80 PVC	Sudden Enlargement (4" x 8")	6.50	6.50
	1	PCs	8"	Sch 80 PVC	Sudden Contraction (8" x 4")	4.00	4.00
	1	PCs	8"	Sch 80 PVC	Tee, thru flow	13.30	13.30
					Rain hat	5.00	5.00
(4 elbows + 3 extra FS)	7	PCs	8"	Sch 80 PVC	90° Elbows	20.00	140.00
					Total equivalent length, Le, of 8" straight pipe		**380.70**

Total friction loss in 8" pipe, hf(8")

hf(8") = **0.000125** in W.C./ft of 8" pipe for 54.25 cfm
Total hf(8")= **0.048** in W.C.

Total friction loss for Stack#1= 0.06 in W.C.

MANUFACTURER CUT SHEETS

REWilliams
CONTRACTOR INCORPORATED
TOLL FREE CUSTOMER SERVICE & ORDER
1-888-845-6597
Thu Mar 24 2005



WELCOME TO R. E. WILLIAMS CONTRACTOR INC.

Online since 2001. We specialize in residential and commercial products that you money, Keep you comfortable, brighten up your day and make life a l easier. We strive to exceed the expectations of all of our customers. Please l orders placed through this site are encrypted. Questions, Comments, Sugg can be sent via E-Mail.

PRODUCTS
Comfort A/C - Fans & Cooling
Portable Air Conditioners
CO & Smoke Detectors
Controls & Monitors
Electric Heaters
Exhaust Fans
Outdoor Living
Garage & Attic Storage
Innovative Items
Instant Hot Water system
Ladders
Lighting
Ultralux Full Spectrum Lamps
Verilux Happy Eyes Lamps
Push Lawn Mowers
Panasonic Ventilation Fans
Fantech Inline Ventilation
Garage Ventilation
Other Ventilation Products
Intermatic Malibu Solar Lights
Vacuum Cleaners
Shop-Vac Wet/Dry Vacuums
Shower Heads
Whole House Fans
Solar Attic Vent Fan
Tubular Skylights
Customer Testimonials

SHOPPING CART CONTENTS

I actually placed 2 orders with R.E. Williams... The 1st went so smoothly that I decided, the same week, to buy something else. I would shop with them again - No Doubt! Gwynne K., Gladewater TX

Home > Fantech Inline Ventilation > Fantech HP Series Inline Radon Fans > Fantech HP2190 Radon Duct - 163 cfm

Fantech HP2190 Radon Inline 4.5" Round Duct - 163 cfm

+ click to enlarge

Fantech HP2190 Radon Inline 4.5" Round cfm
Fantech HP2190

Availability:Usually ships the next business day.

Sale Price: $136.50

Quantity: 1 ADD TO CART

Fantech has developed the HP Series fans specifically to suit the higher pressure capal requirements needed in Radon Mitigation applications. Most Radon mitigators who pre the Fantech FR series fans have switched to the new HP Series.

Experts all agree that radon is everywhere. A naturally occurring radioactive gas, Rado concentrations is harmless. In todays better insulated homes however, radon can accu harmful levels. Your first step in determining the radon level of your home is to test yo kits can be purchased at a number of locations in your town or city. (If you have diffic your local EPA office and they will assist you).

Once you have tested your home and find that you have dangerous or elevated amour present you need to consider radon mitigation. In your selection of a contractor make offering Fantech radon mitigation fans as part of your solution.

Fantech HP Series Fans Provide the Solutions to meet the challenges of Radon applications:

Housing:

- UV resistant, UL listed durable plastic
- UL Listed for use in commercial applications
- Factory sealed to prevent leakage
- Watertight electrical terminal box
- Approved for mounting in wet locations - i.e. outdoors

HACKER SAFE
TESTED DAILY 24-MAR

Motor:

- Totally enclosed for protection
- High efficiency EBM motorized impeller
- Automatic reset thermal overload protection
- Average life expectancy of 7-10 years under continuous load conditions

Reliability:

- Five year full factory warranty
- Over 1,000,000 successful radon installations worldwide

Model	Watts	0†	.50†	.75†	1.0†	1.25†	1.5†	Max. Pres.
HP 2133	14-20	134	66	23	-	-	-	0.84†
HP 2190	80-85	163	126	106	81	60	35	1.93†
HP 220	85-152	344	260	226	193	166	137	2.46†

6" Round Duct

Radon Application Diagram 1

Radon Application Diagram 2

Shipping Dimensions: 13" x 13" x 13" Shipping Weight: 7 lbs

ADD TO CART

Related Items in this category

Fantech HP175 Radon Inline 4" or 5" Round Duct Stepped - 151 cfm | Fantech HP190 Radon Inline 4" o Stepped - 157 cfm | Fantech HP2133 Radon Inline 4.5" Round Duct - 134 cfm | Fantech HP2190 Radon Duct - 163 cfm | Fantech HP220 Radon Inline 6" Round Duct - 344 cfm (Formally FR175)

Order Online NOW or Call Toll Free!
Print this page
Email this page to a friend
Add... Bookmark this page
REWilliams Contractor Incorporated we ship YAHOO! Store SECURE TRANSACTIONS

R.E. Williams Contractor Inc.
25876 The Old Road #71
Stevenson Ranch, CA 91381
REWCI A State Of CA Licensed Contractor #376891
Direct Tel: (661)775-5979 Fax: (661)775-1660

Copyright © 2001-2004 R.E. Williams Contra

May 1, 2006
5:18:03 PM

Home
New Products
Couplings & Installation
1001 Series
1002 Series
1003 Series
1004 Series
1006 Series
1051 Series
1056 Series
1058 Series
1059 Series
1060 Series
Specialty Products & Installation
Research & Development
Specifications & Code Approvals
Representative Listing
About Us
Price Lists
How to Order
Contact Us Survey
Human Resources
Material Safety Data Sheets

SERIES 1002 designed for Clay -to- Cast Iron or Plastic.

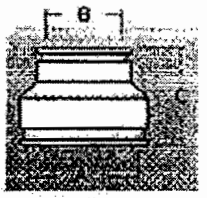

* Supplied with reducer.

Part No.	Side A		Side B		Width C	
	inches	mm	inches	mm	inches	mm
1002-43	5.25	133	3.38	85	4.00	101
✱ 1002-44	5.25	133	4.38	111	4.00	101 ✱
1002-46	5.25	133	6.38	162	6.00	152
1002-54	6.12	155	4.38	111	6.00	152
1002-55	6.12	155	5.38	136	5.00	127
1002-64	7.38	187	4.38	111	6.00	152
1002-65	7.38	187	5.38	136	6.00	152
1002-66	7.38	187	6.38	162	6.00	152
1002-86	9.65	245	6.38	162	6.00	152
1002-88	9.65	245	8.50	215	6.00	152
*1002-10-8	12.73	323	8.50	215	6.00	152
1002-1010	12.73	323	10.60	269	6.00	152
*1002-1210	14.38	365	10.60	269	6.00	152
1002-1212	14.38	365	12.60	320	6.00	152
*1002-1512	17.85	453	12.60	320	7.00	177
1002-1515	17.85	453	15.40	391	7.00	177
*1002-1818	21.70	559	18.90	483	10.00	254
*1002-2121	25.50	648	22.30	566	10.00	254
*1002-2424	29.00	737	25.00	635	10.00	254
*1002-2727	32.50	826	28.20	716	10.00	254

May 1, 2006
5:12:28 PM

Home
New Products
Couplings & Installation
1001 Series
1002 Series
1003 Series
1004 Series
1005 Series
1051 Series
1053 Series
1056 Series
1059 Series
1060 Series
Specialty Products & Installation
Research & Development
Specifications & Code Approvals
Representative Listing
About Us
Price Lists
How to Order
Contact Us / Survey
Human Resources
Material Safety Data Sheets

SERIES 1056 designed for
Cast Iron or Plastic -to- Cast Iron or Plastic.

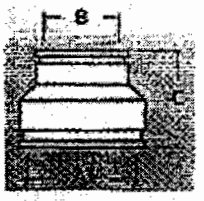

* Supplied with reducer.

Part No.	Side A		Side B		Width C	
	inches	mm	inches	mm	inches	mm
1056-075	1.05	26.7	1.05	26.7	2.38	60.5
1056-100	1.32	33.5	1.32	33.5	2.38	60.5
1056-125	1.65	40	1.65	40	3.50	88
1056-150/125	1.90	48	1.65	40	3.50	88
1056-150	1.90	48	1.90	48	3.50	88
1056-215	2.40	60	1.90	48	3.50	88
1056-22	2.40	60	2.40	60	3.50	88
1056-315	3.38	85	1.90	48	4.00	101
1056-32	3.38	85	2.40	60	4.00	101
1056-33	3.38	85	3.38	85	4.00	101
1056-415	4.38	111	1.90	48	4.00	101
1056-42	4.38	111	2.40	60	4.00	101
1056-43	4.38	111	3.38	85	4.00	101
1056-44	4.42	112	4.42	112	4.00	101
*1056-53	5.62	142	3.38	85	4.00	101
1056-54	5.62	142	4.38	111	4.00	101
1056-55	5.62	142	5.62	142	4.00	101
*1056-63	6.38	162	3.38	85	6.00	152
1056-64	6.38	162	4.38	111	6.00	152
1056-65	6.50	165	5.50	140	6.00	152
1056-66	6.38	162	6.38	162	6.00	152
*1056-84	8.50	215	4.38	111	6.00	152
1056-86	8.50	215	6.38	162	6.00	152
1056-88	8.50	215	8.50	215	6.00	152
1056-10-8	10.60	269	8.50	215	6.00	152
1056-1010	10.60	269	10.60	269	6.00	152
1056-1210	12.60	320	10.60	269	6.00	152
1056-1212	12.83	326	12.83	326	6.00	152

Galvanized Steel Snap-Lock Round Duct Fittings (Continued from previous page)

Dampers

Include a position-locking handle. All are 20-ga. steel.

Dia.	Lg.		Each
4"	4½"	17355K59	$34.44
6"	4½"	17355K61	33.83
8"	4½"	17355K63	34.79
10"	4½"	17355K65	35.74
12"	4½"	17355K67	37.02
14"	4½"	17355K69	39.57
16"	4½"	17355K71	41.60
18"	4½"	17355K73	45.00
20"	4½"	17355K75	62.98
24"	4½"	17355K76	66.89

Register Boots

All are 30-ga. steel.

Dia.	Lg. × Wd.		Each
90° Elbow			
6"	10" × 2¼"	1844K14	$9.19
6"	10" × 4"	1844K17	5.90
6"	12" × 2¼"	1844K15	6.22
6"	12" × 4"	1844K21	7.39
Straight			
6"	10" × 2¼"	1844K34	5.63
6"	10" × 4"	1844K37	6.43
6"	12" × 2¼"	1844K35	6.43
6"	12" × 4"	1844K41	5.76

Damper Blade Assembly

Add assembly to duct to control air flow. Sizes through 8" dia. are 28-ga. steel; 9" dia. and larger are 26 ga.

Dia.		Each
4"	3996K11	$2.64
5"	3996K14	2.71
6"	3996K17	2.71
7"	3996K2	3.66
8"	3996K23	3.75
9"	3996K26	4.26
10"	3996K29	4.52
12"	3996K32	5.27
14"	3996K35	6.65

Thimbles

Use for furnace connection to a masonry chimney. All are 26-ga. steel.

Dia.	Lg.		Each
4"	6¼"	1766K82	$5.57
5"	6¼"	1766K83	6.49
6"	6¼"	1766K84	6.93

Damper Hardware

Attach to your flat sheet metal (up to .022" thick) to create an instant damper. Has a ⅝" threaded mount that acts as the pivot. Sheet metal not included.

1766K21 ..... Each $4.38

Vents

All are 30-ga. steel.

Dia.	Lg.		Each
Vents with Screen			
4"	5"	1766K481	$10.57
5"	5"	1766K482	9.66
6"	5¾"	1766K497	10.43
7"	6"	1766K483	16.09
8"	6¾"	1766K498	11.36
Vents with Damper			
4"	15"	1766K484	13.41
5"	18"	1766K485	13.91
6"	16"	1766K492	14.92
7"	16"	1766K486	18.68
8"	18"	1766K493	16.48

Downdraft Diverters

Internal cone diverts downdrafts, preventing pilot flame from going out. Mount vertically only. All are 26-ga. steel.

Dia.		Each
3"	1785K11	$29.47
4"	1785K12	30.32
5"	1785K13	30.85
6"	1785K14	37.61
7"	1785K15	40.41
8"	1785K16	54.44
9"	1785K17	89.71
10"	1785K18	115.51
12"	1785K19	162.67

Rain Caps

Sizes through 5" dia. are 28-ga. steel; 6" dia. and larger are 26 ga.

Dia.		Each
3"	1766K71	$6.69
4"	1766K72	7.23
5"	1766K73	7.58
6"	1766K74	7.96
7"	1766K75	9.58
8"	1766K76	11.39
9"	1766K77	14.84
10"	1766K78	18.55
12"	1766K79	21.31

Galvanized Steel Spiral-Wound Round Duct and Fittings

Duct has a spiral seam that makes it more rigid and able to accommodate more demanding applications than snap-lock duct of the same gauge. All are 26-ga. steel. *Note:* A connector sleeve is required to connect two lengths of duct.

Dia.	Duct Lg.	Duct Each	Connector Sleeves Lg.	Connector Sleeves Each	End Caps Each	90° Elbows Each
3"	5 ft.	5078K16 $11.50	4"	5078K44 $5.50	5078K33 $5.25	5078K23 $10.40
4"	5 ft.	5078K19 15.13	4"	5078K45 5.65	5078K35 5.63	5078K24 10.90
5"	5 ft.	5078K22 19.25	4"	5078K47 6.05	5078K36 6.25	5078K26 12.55
6"	5 ft.	5078K15 22.00	4"	5078K48 6.50	5078K38 7.50	5078K27 14.35
8"	5 ft.	5078K17 28.88	4"	5078K51 8.40	5078K39 10.75	5078K29 17.60
10"	5 ft.	5078K18 35.75	4"	5078K53 13.25	5078K41 15.60	5078K31 26.15
12"	5 ft.	5078K21 44.00	4"	5078K54 15.95	5078K42 20.80	5078K32 33.28

Reducers Dia.	Lg.		Each
4"/ 3"	6½"	5078K56	$14.25
5"/ 4"	6½"	5078K57	15.00
6"/ 4"	7"	5078K59	16.25
6"/ 5"	6"	5078K63	25.24
8"/ 6"	8"	5078K62	19.95
10"/ 6"	10"	5078K61	21.49
12"/ 6"	12"	5078K66	36.08
10"/ 8"	10"	5078K65	25.25
12"/ 8"	10"	5078K68	36.08
12"/10"	10"	5078K69	36.08

Heavy Duty Galvanized Steel Round Duct and Elbows

Duct has an overlapping seam already locked in place—no need to snap together.
Elbows are ideal for handling light sawdust and noncorrosive powders.
Welded elbows have an airtight seat.

Dia.	Lg.	DUCT 24 Gauge	Each	22 Gauge	Each	20 Gauge	Each	Ga.	ELBOWS 45° Not Welded	Each	45° Welded	Each	90° Not Welded	Each	90° Welded	Each
3"	5 ft.							22	1768K1	$10.64	1768K71	$42.55	1768K79	$17.63	1768K86	$60.28
4"	5 ft.	1768K41	$27.77	1768K51	$42.44			22	1768K2	14.58	1768K72	46.02	1768K9	25.65	1768K89	62.97
5"	5 ft.	1768K42	34.58	1768K52	42.70	1768K62	$58.11	22	1768K3	20.55	1768K73	49.27	1768K82	31.97	1766K91	65.38
6"	5 ft.	1768K43	36.75	1768K53	44.86	1768K63	54.53	22	1768K4	23.97	1768K74	54.40	1768K83	38.78	1768K92	72.94
7"	5 ft.	1768K44	37.08	1768K54	44.70	1768K64	54.18	22	1768K5	28.26	1768K75	57.56	1768K84	49.12	1768K93	86.18
8"	5 ft.	1768K45	40.61	1766K55	49.67	1768K65	60.19	22	1768K8	34.42	1768K76	69.18	1768K85	59.27	1768K94	98.88
10"	5 ft.	1768K47	46.61	1766K57	58.48	1768K67	69.81	20	1768K7	59.28	1768K77	96.25	1768K86	108.31	1768K95	145.75
12"	5 ft.	1766K48	41.83	1768K58	63.64	1768K68	77.17	20	1768K8	82.24	1768K78	109.74	1768K87	132.09	1768K96	169.13

Faucets & Stop Cocks

For pipe size information, see pages 2-3.

Frostproof Outdoor Faucets with Garden Hose Threads

Also known as frostproof water hydrants, these faucets drain when closed to prevent freezing.

Through-Wall Style—Faucet inlet mounts in your wall (min. 1" hole dia.). Body is brass with copper pipe and removable thermoplastic handle. Max. pressure is 125 psi. Temp. range is 0° to 130° F. Outlet connection meets ANSI B1.20.7. *Hydrants with vacuum breaker* have antisiphon backflow protection. **Connections:** Dual-threaded inlet: ½" NPT female × ¾" NPT male. Outlet: ¾" garden hose (GHT) male.

Tamper-Resistant Through-Wall Style—To prevent tampering, these faucets require a key to open and close. Vacuum breaker adds antisiphon backflow protection. Body is chrome-plated brass; pipe is brass. Install through a 4" × 2" cutout in wall (6¼" × 5¼" cutout for optional mounting box). Max. pressure is 125 psi. Temp. range is 33° to 150° F. Meet ASSE 1019, CSA certified and International Association of Plumbing and Mechanical Officials (IAPMO) listed. *Optional mounting box* is chrome-plated brass and has a door. **Connections:** Dual-threaded inlet: 1" NPT male × ¾" NPT female. Outlet: ¾" GHT male. **To Order:** Please specify wall thickness.

In-Ground Style—Each has a 1" dia. galvanized pipe, silicon bronze bypass valve, stainless steel in-ground pipe, and aluminum hose adapter. Head and handle are cast iron. Max. pressure is 100 psi. Temp. range is −10° to +125° F. **Connections:** Inlet: ¾" NPT female. Outlet: ¾" GHT male.

Through Wall

Tamper Resistant

In Ground

Through-Wall Style

Wall Thick.	w/Vacuum Breaker	Each	w/out Vacuum Breaker	Each
6"	4728K41	$18.36	4728K11	$15.20
8"	4728K42	18.74	4728K12	14.58
10"	4728K43	19.18	4728K13	15.42
12"	4728K44	19.64	4728K14	15.45
14"	4728K45	21.29	4728K15	17.35

Tamper-Resistant Through-Wall Style

Available Wall Thicknesses		Each
4", 6", or 8"	47335K43	$157.08
10", 12", or 14"	47335K46	165.82
16" or 18"	47335K49	182.03
Optional Mounting Box	47335K55	124.68
Replacement Tee Key	47335K57	2.37

In-Ground Style

Max. Burying Dp.	O'all Ht.		Each
2 ft.	4'5½"	4728K51	$61.61
3 ft.	5'5½"	4728K52	66.61
4 ft.	6'5½"	4728K53	70.97
5 ft.	7'5½"	4728K54	74.08
6 ft.	8'5½"	4728K55	78.75
8 ft.	10'5½"	4728K56	91.82

Stop-and-Drain Faucets

Commonly used to prevent freezing in sprinkler systems, these faucets have a capped side port that can be opened to drain water when the faucet is closed. Made of brass. CSA certified and IAPMO (International Association of Plumbing and Mechanical Officials) listed. Temperature range is −20° to +180° F.

Connections: NPT female.

Pipe Size	Max. psi	Port-to-Port Lg.		Each
⅛"	125	2⅜"	4782K51	$5.44
¼"	125	2⅜"	4782K52	6.21

High-Temperature Faucets

Also known as radiator supply valves, these control the flow of high-temperature steam or water. They have a low-profile rising stem, a brass body, and an EPDM seal. For water, maximum pressure is 200 psi and temperature range is 33° to 240° F. For steam, maximum pressure is 150 psi and maximum temperature is 366° F.

Connections: Inlet is NPT female; outlet is male union.

Inline Style *Elbow Style*

Pipe Size	Inline Lg.		Each	Elbow Style Lg.		Each
½"	3⅝"	1812K25	$56.70	2¼"	1812K21	$54.33
¾"	4⅛"	1812K26	71.45	2⅝"	1812K22	57.24
1"	5⅛"	1812K27	84.05	3"	1812K23	86.60
1¼"	5¼"	1812K28	130.00	3¼"	1812K24	115.41

Drain-Thru-Handle Stop Cocks

Install on your tank for easy draining. Body is brass.

External seal stop cocks are for higher flow applications. Temperature range is −40° to +200° F, unless noted. Those with an ***internal seal*** can be disassembled for cleaning, except 49375K15. Temperature range is −40° to +250° F, unless noted. *Stop cock with cable pull* has a 5-ft. cable for opening and closing. Choose *nickel-plated stop cocks* for corrosion resistance.

Connections: NPT male inlet. Outlet is vented to atmosphere, unless noted.

w/Wing-Nut Handle

w/Removable Handle

w/Cable Pull

Pipe Size	Max. psi	O'all Ht.		Each
Wing-Nut Handle				
With External Seal				
⅛"	200	⅞"	4921K15	$1.00
⅛"	150	1½"	4921K43▪▲	4.15
¼"	200	1"	4921K16	1.04
¼"	150	1⅛"	4921K44■▲	2.33
⅜"	200	1⅛"	4921K17	1.69
½"	200	1½"	4921K18	4.77
Nickel-Plated with External Seal				
⅛"	200	¾"	6900T31	2.56
⅜"	200	1⅜"	6900T33	3.76
½"	200	1½"	6900T34	5.64
With Internal Seal				
⅛"	150	⅞"	4921K41	7.97
¼"	150	1⅜"	4921K42	5.19

Pipe Size	Max. psi	O'all Ht.		Each
Thumb-Screw Handle				
With External Seal				
¼"	200	1⅛"	4921K31A	$1.23
Nickel-Plated with External Seal				
¼"	200	1⅛"	6900T32	2.58
Removable Handle				
With Internal Seal				
⅛"	150	1⅜"	4921K1	3.93
¼"	150	1⅜"	4921K2	4.19
⅜"	150	1⅝"	4921K3	4.80
Cable Pull				
With Internal Seal				
¼"	200	1¼"	49375K15A	4.49

★ Has a ¾" barbed outlet. ▪ Has a ¾" barbed outlet. ▲ Temperature range is −40° to +250° F. ♦ Temperature range is 0° to 200° F.

Air-Shut-Off Stop Cocks

These air cock valves are ideal for shut-off of compressed air to pneumatic power tools. Body, handle, and plug are brass with a standard machine finish or a polished, chrome-plated finish. Max. pressure is 100 psi. Temp. range is 32° to 150° F. Length is measured from port to port. Barbed connections are for ⅜" tube ID. **Connections:** See table.

Lever Handle

Tee Handle

Male × Female

Barb × Male

Drain × Male

Spout × Male

	1/8" Pipe Size Lg.		Each	1/4" Pipe Size Lg.		Each	3/8" Pipe Size Lg.		Each	1/2" Pipe Size Lg.		Each
Brass—Lever Handle												
NPT Male × NPT Female	1⅛"	4793K46	$6.00	1⅛"	4793K47	$6.30	2⅛"	4793K44	$7.50	2⅝"	4793K45	$9.67
NPT Female × NPT Female	1⅜"	4793K51	5.91	1⅛"	4793K52	6.26	2"	4793K48	7.35	2½"	4793K49	9.65
NPT Male × NPT Male	1¼"	4793K37	6.39	1⅛"	4793K38	6.60	2"	4793K36	6.67	2¼"	4793K36	8.51
Barb × NPT Male	2⅛"	4793K1	8.67	2⅛"	4793K2	9.26	2⅛"	4793K3	9.72	2⅞"	4793K4	10.58
Drain × NPT Male	1½"	4793K42	6.07	1⅛"	4793K43	5.35	1¾"	4793K39	6.12	1⅞"	4793K41	6.67
Spout × NPT Male	2⅛"	4793K33	8.16	2⅛"	4793K34	8.21	2¼"	4793K31	9.02	2⅝"	4793K32	9.26
Brass—Tee Handle												
NPT Male × NPT Female	1⅛"	4793K71	5.60	1⅛"	4793K72	5.91	2⅛"	4793K68	7.05	—	—	—
NPT Female × NPT Female	1⅜"	4793K75	5.42	1⅛"	4793K76	5.70	2"	4793K73	6.60	—	—	—
NPT Male × NPT Male	1¼"	4793K59	5.79	1⅛"	4793K61	6.09	2"	4793K57	6.42	2⅛"	4793K58	7.28
Drain × NPT Male	1½"	4793K64	4.49	1⅛"	4793K65	4.79	1¾"	4793K62	5.53	1⅞"	4793K63	6.09
Spout × NPT Male	2⅛"	4793K55	7.67	2⅛"	4793K56	7.91	2⅛"	4793K53	8.86	2⅝"	4793K54	9.12
Polished Chrome-Plated Brass—Lever Handle												
NPT Male × NPT Female	1⅛"	8179K12	11.82	1⅛"	8179K14	12.40	2⅛"	8179K16	14.84	2⅝"	8179K18	19.04
NPT Female × NPT Female	1⅜"	8179K32	11.62	1⅛"	8179K34	12.29	2"	8179K36	14.47	2½"	8179K38	19.02
NPT Male × NPT Male	1¼"	8179K52	12.53	1⅛"	8179K54	12.98	2"	8179K56	13.18	2¼"	8179K59	16.80
Barb × NPT Male	2⅛"	8179K72	17.09	2⅛"	8179K74	18.24	2⅛"	8179K76	19.16	2⅞"	8179K78	20.82

Instant Tube Fittings

For information about instant fittings, see page 151. For information about selecting pipe size, see pages 2-3.



Tip—Read Before Ordering: For each fitting, the accepted industry designation for the actual measurement (ID or OD) are shown at the top of the table. Determine if your tube or pipe is measured to the closest ID or OD listed in the table, and select the corresponding pipe size. For example, if the ID or OD measures ¼", look in the row labeled ¼" and select the corresponding pipe size of ⅛".

Threaded Fitting ID or OD	5/32"	1/4"	5/16"	3/8"	1/2"
Pipe Size	1/16"	1/8"	1/4"	3/8"	1/2"

Acetal Instant Tube Fittings

- Max. Pressure: 5/32" to 5/16" OD: 230 psi @ 73° F (unless noted); 3/8" to 1/2" OD: 150 psi @ 73° F
- Temperature Range: −4° to +158° F
- Use with drinking water, food, beverages, air, gasoline, and oil
- Material Meets: NSF-61 (drinking water), NSF-51 (food), and FDA (food and beverage)
- Color: Gray, unless noted
- Tubing: Use with polyethylene, nylon, and polyurethane with a durometer of D50-D70; brass; and copper

Fittings have low moisture absorption for use in high-humidity environments. Acetal offers excellent durability as well as good strength and impact and abrasion resistance. It has fair chemical resistance but is not suitable for acids. Instant (push-to-connect) fittings seal on the outside of tubing for a quick connection.

Include acetal release ring with stainless steel teeth and Buna-N (nitrile) O-ring. Sterilize with nonacidic chemicals. Vacuum rated for 29" Hg at 70° F. Pipe connections are NPTF (Dryseal) or British Standard Pipe Tapered (BSPT), unless noted. NPTF is compatible with NPT.

Caution: Where indicated with ♣, please specify gray or white. White fittings have an EPDM O-ring and are not suitable for air, gasoline, or oil.

Fittings with stem insert into an existing fitting for a different connection size. No need for a new fitting.

Tube x Female Pipe—45° flare fittings let you convert 45° flared fittings to instant fittings.

Check valves prevent backflow.

Tube supports are recommended for use with soft or thin-walled plastic tubing with a durometer of D50 or less.

Locking clips secure the release ring in place to prevent tube from disconnecting. Color is red.

Plugs block the fitting to prevent material from entering or exiting.

Tube-to-Pipe Adapters

For Tube OD ♣	Pipe Size	TUBE x MALE PIPE NPTF	Each ♦	TUBE x MALE PIPE BSPT	Each ♦	STEM x MALE PIPE NPTF	Each ♦	SWIVEL 90° ELBOWS, TUBE x MALE PIPE NPTF	Each ♦	SWIVEL 90° ELBOWS, TUBE x MALE PIPE BSPT	Each ♦	SWIVEL TEES, TUBE x MALE PIPE x TUBE NPTF	Each ♦
5/32"	1/8"	51055K7	$1.12	—	—	51055K111	$0.66	51055K44	$2.68	—	—	51055K23	$3.33
5/32"	1/4"	51055K8	1.31	—	—	51055K112	.66	51055K45	2.68	—	—	51055K24	3.33
1/4"	1/8"	51055K9	1.19	51040K13	$1.31	51055K113	.66	51055K46	2.66	51040K33	$3.38	51055K25	3.41
1/4"	1/4"	51055K971♣	1.20	51040K15	1.31	51055K977♣	.66	51055K47	3.06	51040K35	3.76	51055K26	3.65
1/4"	1/4"	51055K972♣	1.38	51040K16	1.49	51055K978♣	.66	51055K48	3.06	51040K36	3.99	51055K27	3.65
1/4"	3/8"	51055K211	1.90	—	—	51055K151	.95	—	—	—	—	—	—
3/8"	1/8"	51055K13	1.41	51040K17	1.49	51055K116	.66	51055K49	3.39	51040K37	4.35	51055K28	3.73
3/8"	1/4"	51055K14	1.46	51040K18	1.66	51055K117	.66	51055K51	3.39	51040K38	4.35	51055K29	3.73
3/8"	3/8"	51055K15	2.11	51040K19	2.22	51055K118	1.10	51055K52	3.43	51040K39	4.65	51055K31	3.76
3/8"	1/2"	51055K16	2.76	—	—	—	—	51055K163	4.47	—	—	—	—
3/8"	1/4"	51055K973♣	2.06	51040K21	2.56	51055K979♣	.81	51055K53	4.29	51040K41	5.09	51055K32	4.43
3/8"	3/8"	51055K18	2.38	51040K22	2.76	51055K981♣	1.02	51055K54	4.49	51040K42	5.55	51055K33	4.65
3/8"	1/2"	51055K19	3.69	—	—	—	—	—	—	—	—	—	—
1/2"	1/4"	—	—	—	—	—	—	51055K164	5.27	—	—	—	—
1/2"	3/8"	51055K21	3.21	51040K23	4.34	51055K122	1.66	51055K55	5.76	51040K43	6.21	51055K34	6.02
1/2"	1/2"	51055K22	3.46	51040K24	4.13	51055K123	1.66	51055K56	5.76	51040K44	6.24	51055K35	6.02

♣ For stem adapters, these sizes reflect the stem OD.

Tube x Female Pipe

For Tube OD	Pipe Size		Each ♦
Standard			
1/4"	1/4"	51055K677	$2.94
3/8"	1/4"	51055K678	3.38
45° Flare			
1/4"	7/16"-20■	51055K612	2.64
3/8"	5/8"-18■	51055K613	3.07

45° Flare

■ Pipe connections are UNF straight screw thread.

90° Elbows, Tube x Male Pipe

For Tube OD	Pipe Size		Each ♦
1/4"	1/8"	51055K874♣	$1.87
1/4"	1/4"	51055K875♣	2.13
1/4"	3/8"	51055K516	2.54
3/8"	1/4"	51055K876♣	3.21
3/8"	3/8"	51055K518	3.51

Tube-to-Tube

For Tube OD	Couplings	Each ♦	Panel Mount Couplings* Panel Hole Size		Each ♦	90° Elbows	Each ♦	Tees	Each ♦	Wyes	Each ♦
5/32"	51055K127	$1.52	13/64"	51055K1	$2.68	51055K134	$1.75	51055K141	$2.41	—	—
1/4"	51055K128	1.66	17/64"	51055K2	3.07	51055K135	1.75	51055K142	2.48	—	—
1/4"	51055K982♣	1.87	17/64"	51055K3	3.27	51055K984♣	2.13	51055K986♣	2.73	—	—
5/16"	51055K131	2.00	5/16"	51055K4	4.13	51055K137	2.47	51055K144	2.80	51055K147	$3.07
3/8"	51055K983♣	2.53	5/16"	51055K5	4.28	51055K985♣	3.21	51055K987♣	3.36	51055K148	3.42
1/2"	51055K133	2.93	1 1/16"	51055K6	5.54	51055K139	3.82	51055K146	4.08	—	—

* Also known as bulkhead couplings.

Reducing Elbows

For Tube OD		Each ♦	For Tube OD		Each ♦
1/16"	5/32"	51055K84 $2.59	1/4"	1/4"	51055K88 $3.55
5/16"	1/8"	51055K85 2.59	5/16"	1/16"	51055K89 3.55
5/16"	1/4"	51055K86 2.73	1/4"	3/8"	51055K91 4.19
3/8"	3/16"	51055K87 3.46			

Reducing Couplings

For Tube OD		Each ♦	For Tube OD		Each ♦
1/4"	1/16"	51055K92 $2.06	5/8"	5/16"	51055K96 $2.53
5/16"	5/32"	51055K93 2.04	3/8"	1/4"	51055K97 2.55
5/16"	3/16"	51055K94 2.06	3/8"	5/16"	51055K98 2.59
5/16"	1/4"	51055K95 2.06	1/2"	5/16"	51055K256 3.34
			1/2"	3/8"	51055K99 3.46

(Continued on following page)

♦ Prices are 15-20% lower when you buy 10 or more of the same size and style fitting.

Instant Tube Fittings

For information about instant fittings, see page 151. For information about selecting pipe size, see pages 2-3.

Acetal Instant Tube Fittings *(Continued from previous page)*

Tube-to-Tube

For Tube OD	Stem OD	Tube x Stem Each ♦
3/32"	5/32"	
1/4"	3/16"	51055K311 $1.52
5/16"	5/16"	51055K312 1.68
3/8"	3/8"	
3/8"	3/8"	51055K314 2.06
1/2"	5/16"	51055K313 1.61
1/2"	1/2"	
5/8"	1/2"	51055K315 2.06
5/8"	5/16"	
3/4"	3/4"	51055K318 2.13
3/4"	1/2"	51055K317 2.53
7/8"	7/8"	
7/8"	1/2"	51055K318 3.93
1/2"	1/2"	

90° Elbows, Tube x Stem	Each ♦
51055K36	$1.93
51055K37	1.93
51055K221	2.56
51055K36	1.93
51055K222	2.59
51055K39	2.43
51055K41	2.58
51055K42	3.27
51055K43	3.92

Barb x Stem Couplings

For Tube ID	For Stem OD	Each ♦
3/16"	1/4"	51055K57 $1.20
3/16"	5/16"	51055K61 1.20
1/4"	1/4"	51055K58 1.20
1/4"	5/16"	51055K62 1.34
1/4"	3/8"	51055K65 1.66
5/16"	1/4"	51055K59 1.09
5/16"	5/16"	51055K63 1.34
5/16"	3/8"	51055K66 1.73
3/8"	5/16"	51055K64 1.69
3/8"	3/8"	51055K67 1.87
3/8"	1/2"	51055K68 2.02
1/2"	3/8"	51055K231 2.53
1/2"	1/2"	51055K69 2.60

90° Elbows, Barb x Stem

For Tube ID	Stem OD	Each ♦
1/4"	1/4"	51055K124 $1.53
1/4"	5/16"	51055K125 1.58
1/4"	3/8"	51055K126 2.02
5/16"	1/4"	51055K244 1.89
5/16"	5/16"	51055K246 1.89
5/16"	3/8"	51055K248 2.37

Check Valves✔

For Tube OD	Each ♦
1/4"	51055K171 $10.54
5/16"	51055K172 10.55
3/8"	51055K173 10.79

✔ Color is opaque white; cracking pressure is 0.3 psi; maximum working pressure is 150 psi @ 70° F.

Accessories

Tube Supports

For Tube OD	Pkg. Qty.		Per Pkg.
5/16"	10	51055K433	$1.54
3/8"	10	51055K434	2.15
1/2"	10	51055K435	2.15

Locking Clips♦

Stem OD	Pkg. Qty.		Per Pkg.
1/4"	10	51055K413	$1.64
3/8"	10	51055K414	1.64

♦ Color is red.

Plugs

Stem OD	Pkg. Qty.		Per Pkg.
3/32"	10	51055K77	$4.21
1/16"	10	51055K78	4.31
1/4"	10	51055K79	6.23
5/16"	10	51055K81	6.67
3/8"	10	51055K82	8.62
1/2"	10	51055K83	12.92

Polyester Instant Tube Fittings

- Max. Pressure: 150 psi @ 70° F
- Temp. Range: 32° to 125° F
- Use with air only
- Color: Opaque black
- Material Meets: UL 94HB for flammability
- Tubing: Use with polyethylene, polypropylene, and PVC with a durometer of A55

Fittings absorb little moisture—great for use in high-humidity environments. Polyester has good strength and impact resistance as well as excellent durability and abrasion resistance. Instant (push-to-connect) fittings seal on the outside of tubing for a quick connection. Sterilize with radiation. Not rated for vacuum applications. Pipe connections are NPT, unless noted. Include nylon release ring with polyester teeth and manual locking sleeve.

Tube-to-Pipe Adapters—Fittings have a polyester body with polyester threads, unless noted. *Swivel adapters* include two EPDM O-rings. *Fittings with check valve* prevent backflow. *Manifolds* allow you to distribute air from one source to multiple outlets. Outlets swivel 360° for easy alignment.

Tube plugs are barbed so you can insert them into tubing to prevent material from exiting. Made of brass.

Tube-to-Pipe Adapters♥

For Tube OD	Pipe Size	Tube x Male Pipe	Each ♦
3/32"	10-32■	51215K101	$1.20
5/32"	1/8"	51215K102	1.71
1/32"	1/8"		
1/4"	10-32■	51215K103	1.29
1/4"	1/8"	51215K104	1.29
1/4"	1/4"	51215K105	1.29
1/4"	3/8"		
5/16"	1/8"		
5/16"	1/4"	51215K106	1.40
5/16"	1/4"	51215K107	2.03

Swivel 90° Elbows, Tube x Male Pipe	Each ♦
51215K201▲	$2.31
51215K202	1.91
51215K203▲	2.31
51215K204	2.03
51215K205	2.11
51215K206	2.29
51215K207	2.43
51215K208	2.57
51215K209	2.69

Swivel 90° Elbows♥, Tube x Female Pipe	Each ♦
51215K501▲	$2.69
51215K504▲	3.17
51215K502▲	2.83
51215K505▲	3.31
51215K503▲	3.00
51215K506▲	4.20

Swivel Tees♥, Tube x Female Pipe	Each ♦
51215K401▲	$6.11
51215K402▲	6.34
51215K403	6.63
51215K404▲	6.61
51215K405▲	6.77

90° Elbows w/ Check Valve, Tube x Male Pipe	Each ♦
51215K801▲	$14.74
51215K802	14.74
51215K803	14.74
51215K804▲	14.74
51215K805	14.74
51215K806	16.57
51215K807	16.57
51215K808	16.57

♥ Body is brass. ■ Pipe connections are UNF straight screw thread. ▲ Threads are brass.

Swivel Tees, Tube x Tube x Male Pipe

For Tube OD	Pipe Size	Each ♦
3/32"	1/8"	$3.43
1/4"	1/8"	3.51
1/4"	1/4"	3.63
1/4"	3/8"	4.63
5/16"	1/8"	4.09
5/16"	1/4"	4.17
5/16"	3/8"	4.89

MANIFOLDS, SWIVEL TUBE x MALE PIPE

For Tube OD	Pipe Size	3 Outlet Each	4 Outlet♥ Each
5/32"	1/4"	5306K32 $9.55	5306K42▲ $14.75
5/32"	3/8"	5306K33 10.20	5306K43▲ 15.63
1/4"	1/4"	5306K34 9.90	5306K44▲ 14.98
1/4"	5/16"	5306K35 10.45	5306K45▲ 15.80
5/16"	1/4"	5306K36 10.10	5306K46▲ 15.23
3/4"	3/8"	5306K37 10.70	5306K47▲ 16.13

4 Outlet

♥ Body is brass. ▲ Threads are brass.

Tube-to-Tube

Couplings

For Tube OD	Each ♦
Couplings	
1/4"	51215K702 $2.91
5/16"	51215K704 4.26
Reducing Couplings	
1/4" x 3/32"	51215K701 2.77
3/16" x 1/4"	51215K703 4.17

Tees

For Tube OD	Each ♦
Tees	
1/4"	51215K802 $4.00
5/16"	51215K604 6.03
Reducing Tees	
1/4" x 5/32" x 1/4"	51215K601 3.91
5/16" x 1/4" x 3/8"	51215K603 5.69

Accessories

Tube Plugs

For Stem OD	Tube ID	Each ♦
5/16"	5/32"	51215K651 $0.71
5/32"	1/4"	51215K652 .89

♦ *Prices are 15-20% lower when you buy 10 or more of the same size and style fitting.*

GRAINGER
FOR THE ONES WHO GET IT DONE

Print *printed* May 1, 2006



SWITCH,MANUAL,2 POLE

Non Reversing Manual Switch, Number of Poles 2, Maximum Current Rating 30 Amps, NEMA Class 4, Enclosure Size Standard, Enclosure NEMA 4, Resisitve Current 30 Amps, Maximum Power 2 HP, Power Rating @ 115 VAC Single Phase 2 HP, Maximum Power @ 90 VDC 1 HP, Power Rating @ 115 VDC 2 HP, Power Rating @ 230 VDC 1.5 HP, Power Rating @ 230 VAC Three Phase 2 HP, Power Rating @ 460-575 VAC Three Phase 3 HP, AC Voltage 115/230 Volts, Phase Single, Length 4 1/4 Inches, Height 4 1/4 Inches, Toggle

Grainger Item #	1H408
Your Price (ea.)	**$158.00**
Brand	SQUARE D
Mfr. Model #	2510KW1
Ship Qty.	1
Sell Qty. (Will-Call)	1
Ship Weight (lbs.)	2.9
Usually Ships	Today
Catalog Page No.	371

Additional Info

NEMA Manual Switches
Nonreversing manual switches provide manual On/Off control of single- or three-phase AC motors where overload protection is not required or is provided separately.
Accessories available; order below.
Uses: Applications include small machine tools, pumps, fans, conveyors, and electrical machinery. Can also be used on nonmotor loads such as resistance heaters.

NEMA Type 4
Enclosures are die cast of zinc alloy.

Tech Specs

Item: Manual Switches
Number of Poles: 2
Resistive Amps: 30
Enclosure Size: Standard
Enclosure Type: NEMA Type 4
HP @ 1 Phase - 115V: 2
Max. HP @ 90VDC: 1
HP @ 115VDC: 2
HP @ 230VDC: 1.5

Optional Accessories

There are currently no optional accessories for this item.

Alternate Products

There are currently no alternate products for this item.

Repair Parts

HP @ 3 Phase - 230V: 2
HP @ 3 Phase - 460-575V: 3
Height (In.): 4 1/4
Width (In.): 3
Depth (In.): 4 1/4

Notes & Restrictions

There are currently no notes or restrictions for this item.

MSDS

This item does not require a Material Safety Data Sheet (MSDS).

Required Accessories

There are currently no required accessories for this item.

There is currently no Repair Parts information for this item.

APPENDIX G
DATA USABILITY SUMMARY REPORT

FORMER ADAMS BRUSH MANUFACTURING SITE
DATA USEABILITY SUMMARY REPORT (DUSR)
FOR VOLATILE ORGANIC COMPOUND TEST RESULTS
SAMPLES COLLECTED AND ANALYZED IN JULY 2004
Report Prepared by Dr. Brian J. Tucker
Shaw Environmental & Infrastructure
August 12, 2004

The DUSR addresses the following questions:

1. Is the data package complete as defined under the requirements for the New York State Department of Environmental Conservation (NYSDEC) Analytical Services Protocol (ASP) Category B deliverable?
   No; neither the laboratory sample ID for volatile sample B-9(28-33)RE (not provided on the Cover Page sample list) nor the reason why the reanalysis is or is not billable were provided, as required by ASP Exhibit B, Section 3.1. There were no internal chain-of-custodies (COC) for any of the parameters. Also, for the metals, general chemistry (cyanide), semivolatile organic compound (SVOC), and volatile organic compound (VOC) in package S3541, the Cover Page sample list shows sample B-5(23-28) as the last sample. This sample is not noted on any of the COCs however the sample appears to be real since results were provided by the lab for this sample. Also, the COC did not indicate which analyses should be performed on the COC for samples DUP071004, B-8 (28-33), B-9 (28-33), B-10 (28-33), B-11 (28-33), and B-12 (28-33). All other information required by the NYSDEC ASP was included in all packages.

2. Have all holding times been met?
   Yes, all holding times were met for all samples.

3. Do all the QC data fall within the protocol required limits and specifications?
   No, the QC data that falls outside required limits is outlined in the following evaluation. This evaluation applies to one data package from Chemtech laboratory containing results from analyses of soil and field and trip blank water samples collected from the Adams Brush Manufacturing site in Queens, NY for VOC, SVOC, metals, and cyanide. The package identifier that will be used throughout this report is S3541. The QC parameters that were evaluated were System Monitoring Compound Recoveries, Matrix Spike/Matrix Spike Duplicate (MS/MSD) Recoveries, Laboratory Control Standard (LCS) Recoveries, Method Blanks and Field Blanks, GC/MS Mass Calibration and Ion Abundance Pattern, Initial and Continuing Calibrations, Stability of Internal Standard Response and Retention Times, Filed Duplicates and Laboratory Replicates, Dilution of Samples, Matrix Spikes, and Matrix Spike Duplicates, and Miscellaneous Metals QC Parameters.

Please note that data from analysis of soil gas samples using Method TO-14 was not validated. There is no specific data validation guidance for air sample test results.

System Monitoring Compound Recoveries - VOCs

Chemtech's system monitoring compound recovery limits for this package are broader than those required by the ASC Exhibit E, Part IX, Table 6. The limits in Table 6 were used to evaluate this data. They are 88-110% for toluene-d8, 86-115% for 4-bromofluorobenzene, and 76-114% for 1,2-dichloroethane-d4. Please note that the Analytical Services Protocol (ASP) require samples to be reanalyzed when any one volatile surrogate is outside of the limits provided in Table 6. ChemTech must revise their limits for NYSDEC work to comply with this requirement. The following exceedances are noted:

Package S3541 VOC Surrogate Recoveries Exceeding Acceptance Criteria

Sample ID	Dichloroethane-d4	Toluene-d8	4-Bromofluorobenzene
B-1(33-35)	75	---	---
B-3(28-33)	---	87	---
B-4(28-32)	---	---	82
B-5(28-33)	75	---	---
B-9(28-33)	72	---	---
B-9(28-33)RE	66	---	---
B-10(28-33)	---	---	82
B-5(23-28)	---	82	---
VBLK03	---	85	---

It is noted that a fourth surrogate compound, dibromofluoromethane, was spiked into all samples, blanks, and standards. It was not evaluated, however, since the ASC only requires spiking the 3 surrogates noted above.

For those samples with one or more high surrogate recoveries, non-detected analytes within those samples are not qualified while detected analytes are qualified estimated J. The following samples fell into this category:

Package S3541			
Sample ID	Analyte	Result	Qualifier
B-1(33-35)	Methylene chloride	29	J
	Naphthalene	7.0	J
B-3(28-33)	Methylene chloride	15	J
B-4(28-32)	Methylene chloride	38	J
	Naphthalene	5.0	J
B-5(28-33)	Methylene chloride	25	J
	Naphthalene	3.7	J

B-9(28-33)	Methylene chloride	8.5	J
B-9(28-33)RE	Methylene chloride	12	J
B-10(28-33)	Methylene chloride	32	J
B-5(23-28)	Methylene chloride	3.7	J
VBLK03	Methylene chloride	4.5	J

Methylene chloride is also qualified due to blank contamination (see blank discussion). In many instances, the blank qualifier is U (non-detect) and supercedes the J qualifier. The reporting limit for naphthalene in samples B-4(28-32), B-5(28-33) is 5.2 ug/kg, and the reporting limit for methylene chloride in samples B-5(23-28) and VBLK03 are 5.3 and 5.0, respectively, so naphthalene and methylene chloride are already qualified estimated J because they are detected at a level less than their respective reporting limits.

System Monitoring Compound Recoveries - SVOCs

Chemtech only spiked the field and QC samples with six of the eight surrogates required by ASC (see Exhibit E, Part IV, Section 6.1). They did not spike 2-chlorophenol-d_4 and 1,2-dichlorobenzene-d_4. The recovery limits for these two compounds are advisory only. Chemtech's system monitoring compound recovery limits for this package are the same as those required by the ASC Exhibit E, Part III, Table 7. The following table lists system monitoring compound recoveries that exceeded the limits provided within Table 7. Please note that exceedances were only listed if they prompted a qualification of the associated data. In accordance with Section 6 of Part IV of Exhibit E of the ASP, if two or more acid surrogates or two or more base/neutral surrogates have recoveries outside of acceptance criteria, or if the recovery of any one base/neutral or acid surrogate is < 10%, then corrective actions must be taken. Also MS/MSD surrogate recovery exceedances are not shown because the unspiked sample surrogate recoveries were acceptable (see Section 6.3.3 of Part IV of Exhibit E). Only exceedances such as these are listed here.

Package S3541 SVOC Surrogate Recoveries Exceeding Acceptance Criteria

Sample ID	2-Fluorophenol	Phenol-d_5	2,4,6-tribromophenol
FIELDBLANK71104	3	3	6

The sample FIELDBLANK71104 was not reanalyzed as required by Section 6.3.3 of Part IV. The acid parameters for this sample are qualified rejected.

Matrix Spike/Matrix Spike Duplicate (MS/MSD) Recoveries
For volatile organics, the recoveries of 1,1-dichloroethene (77%), benzene (74%), and trichloroethene (77%) were slightly below their respective lower limits of the laboratory performance-based MS/MSD acceptance criteria. They were however within the limits provided within ASP Exhibit E Part IX, Section 7, Table 8. Similarly, in the MSD run, the recovery of 1,1-dichloroethene (81%) and benzene (77%) were slightly below lab-based limits but within the limits provided in Table 8. No qualifications are recommended based upon these results.

For semivolatile organics, the laboratory spiked sample B-5(23-28) with the full analyte list. Recoveries of benzyl alcohol (106%) and benzo(a)anthracene (106%), neither of which is on the ASP short spike list, were slightly higher than lab-derived limits in the MS run. All MSD recoveries as well as the RPDs between MS and MSD recoveries were within acceptance criteria. No qualifications were made.

For metals, sample B-5(23-28) was also used as the spike sample for MS and MSD analyses. Several metals produced spike recoveries outside of 75-125%. Results corresponding to sample results that were 4 or more times the spike level were not considered. Calcium (180% and 181%), magnesium (226% and 229%), silver (22.0 and 23.1%), vanadium (139% and 140%), and zinc (138% and 139%) exceeded acceptance criteria in the MS and MSD runs. These metals also exceeded the 75-125% criterion in the post-digestion spike recovery run. Thus, calcium, magnesium, vanadium, and zinc positive results were qualified estimated J in all soil samples due to MS, MSD, and post-digestion spike results. The silver post-digestion spike recovery was 23%, which indicates serious instrumental problems. The silver data is rejected in all soil samples.

For cyanide, the matrix spike recovery of 94% is within the acceptance limits of 75-125%.

Laboratory Control Standard (LCS) Recoveries
For volatile and semivolatile organics, cyanide and metals, all LCS recoveries were within the ASP prescribed acceptance criteria.

Method Blanks and Field Blanks
SVOC and VOC method blanks reported non-detect, at less than the MDL, for all target analytes except for methylene chloride. In VBLK01, methylene chloride was detected at 3.4J µg/kg. Methylene chloride is a common lab contaminant so the blank action level is set at ten times the blank level, or 34 µg/kg. All methylene chloride results for samples associated with method blank VBLK01 were less than the action level except for B-4(28-32) and were thus qualified non-detect U. The methylene chloride result for B-4(28-32) has already been qualified J due to surrogate recovery exceedance. The U qualifier supercedes any previously J-qualified data. VBLK02 and VBLK04 were ND for all analytes. VBLK03 had a methylene chloride contamination level of 4.5 µg/kg. The blank

action level for qualification is set at 45 µg/kg. The one sample associated with VBLK03 is B-5(23-28). Methylene chloride was detected at 3.7J µg/kg. The reporting limit is 5.3 µg/kg. The methylene chloride result in B-5(23-28) is raised to the reporting limit and qualified non-detect, U.

The 7/10 and 7/11 field blanks were ND for all VOC and SVOC analytes. The VOC trip blank had methylene chloride at 2.6 J µg/kg. The action level for qualification is 26 ug/kg. Samples B-2(28-32), B-3(28-33), B-7(28-33), DUP071004, and B-9(28-33)RE have methylene chloride results that are less than the action level and are therefore qualified non-detect U. The methylene chloride result for B-5(23-28) is less than the reporting limit, so it was raised to the reporting limit and qualified non-detect. The methylene chloride results in samples B-1(33-35), B-5(28-33), B-8(28-33), B-9(28-33), B-10(28-33), B-11(28-33), and B-12(28-33) were already qualified non-detect due to method blank contamination.

For metals, several analytes were detected at various levels in the initial and continuing calibration blanks (ICB and CCB). For aqueous mercury (Hg) test runs, mercury was detected in CCB01 at –0.06 ug/L and in the associated preparation blank (PB) PB16244BL at –0.078 ug/L (run071504B). Mercury was also detected in one of the two CCBs associated with the field blanks (CCB03) at –0.12 ug/L. The action level is set at 0.6 ug/L. Mercury was detected at 0.04 ug/L in FIELDBLANK71104; this value is less than the action level so is qualified non-detect, U.
For the solid Hg test runs, Hg was non-detect in PB16243BL. Mercury was detected at –0.136, 0.050, and –0.126 ug/L, respectively in ICB01, CCB01, and CCB02, respectively (run 071604C). The action level is set to 5 times the absolute value of the highest blank, or 0.68 ug/L. Assuming a 100 ml blank volume, 0.068 ug of Hg is applied to each soil sample. The weight of each soil sample is 0.60 grams, so the blank action level is 0.068 ug/0.6 g, or 0.11 ppm. The percent solids are between 91 and 98% so this factor will be considered for results between 0.10 and 0.11. Potentially affected samples are B-1(33-35), B-2(28-32), B-3(28-32), and B-4(28-32). Mercury was detected at the detection limit of 0.01 ppm in B-1(33-35) and this is therefore qualified estimated non-detect, UJ due to the uncertainty in the Hg detection limit and the potential negative bias. B-2(28-32) and B-4(28-32) were ND for Hg, and are also qualified estimated non-detect, UJ. Mercury was detected in B-3(28-32) at 0.10 ppm, slightly less than the action level. It is qualified J, because mercury is likely present in the sample because the 0.10 ppm value probably has a negative bias. The action level remains the same when considering the samples analyzed between the CCB02 and CCB03 blank pair and the CCB03 and CCB04 blank pair because the highest blank is still the ICB01 level of –0.136 ug/L. All associated samples: B-5(28-33) – UJ, B-6(28-32), B-7(28-32), DUPE071004, B-8(28-32), B-9(28-32), B-10(28-32), B-11(28-32), B-12(28-32), B-5(23-28), and B-5(23-28)duplicate are qualified estimated non-detect, UJ.

For all other metals, the CCB and ICB detected levels (in ug/L) for each analyte in water are as follows:

Analyte	ICB01	CCB35	CCB36
Arsenic		6.6 J	
Copper		-1.8 J	-1.3 J
Manganese		-0.7 J	-0.4 J
Potassium		-64.1 J	
Selenium		6.0 J	
Sodium	-267.5 J	-433.7 J	-413.9 J
Thallium		6.3 J	

All other analytes were ND in these ICB and CCB runs. These blank levels are applied to the preparation blank PB16258BL, the two field blanks, and the LCS. Arsenic and selenium are ND in the PB and both field blanks. Thallium was ND in both field blanks and was detected in the PB at 6.3 ppb. No additional qualification is required for arsenic, selenium, or thallium. Copper, manganese, potassium, and sodium were ND in both field blanks but were detected in the PB at –2.065 J, –0.820 J, –60.185 J, and –547.83 J ug/L, respectively. A negative bias is evident. The non-detect field blank results for these analytes are qualified estimated non-detect, UJ, due to the probability of false negative results.

For metals in solid samples, the CCB and ICB detected levels (in ug/L) for each analyte are as follows:

Analyte	ICB01	CCB01	CCB02	CCB03	CCB04
Cadmium			1.2 J	1.2 J	1.3 J
Chromium			3.0 J	2.0 J	2.0 J
Cobalt			4.2 J	4.2 J	3.2 J
Copper			1.8 J	0.9 J	1.1 J
Iron			-37.4 J	-33.1	-41.8 J
Lead	2.8 J	2.0 J			-2.2 J
Manganese			1.0 J	0.7 J	0.5 J
Potassium			92 J	86.4	95.4 J
Selenium			7.4 J	9.8 J	
Silver			3.4 J	3.4 J	
Sodium			301.7 J		340.2 J
Thallium		-8.1 J			-7.0 J
Vanadium			2.1 J	2.2 J	

The action levels are applied as follows. The highest blank level is selected then multiplied by 5. It is then converted to solid units so that it can be applied to the solid sample results. The blank solutions are 0.1 L and the soil sample weight is 1.0 gram. For example, for cadmium:

1.3 ug/L X 5 X 0.1 L ÷ 1.0 gram = 0.65 ug/g or 0.65 ppm

Once again, the percent moisture will not be considered unless the sample value is 2 to 10% relative lower than the calculated action level (in other words close to the action level). In that case, it will be considered so that a result does not mistakenly become qualified. The other action levels for positive blank results are: chromium, 1.5 ppm; cobalt, 2.1 ppm ; copper, 0.9 ppm; lead, 1.4 ppm; manganese, 0.5 ppm; potassium, 47.7 ppm; selenium, 4.9 ppm; silver, 1.7 ppm; sodium, 170 ppm; and vanadium, 1.1 ppm. For those analytes with only negative blank results, such as iron and thallium, false negative results are possible. Non-detect sample results for these analytes are qualified UJ and detected results that are less than 5 times the action level (using the absolute value of the most negative blank result) are qualified estimated J. Qualifiers are applied only to those sample analytes that were analyzed in between a pair of CCB blanks that were contaminated with that analyte. Sample results were qualified as follows:

Sample	Cadmium	Selenium	Silver	Sodium	Thallium	Vanadium
B-1(33-35)	U	U	R*	U	UJ	J+
B-2(28-32)	U	U	R*	U	UJ	J+
B-3(28-32)	U	U	R*		UJ	J+
B-4(28-32)	U	U	R*	U	UJ	J+
B-5(28-32)	U	U	R*	U	UJ	J+
B-6(28-32)	U	U	R*	U		J+
B-7(28-32)	U	U	R*	U		J+
DUP-071004	U	U	R*	U	UJ	J+
B-8(28-32)	U	U	R*	U	UJ	J+
B-9(28-32)	U	U	R*	U	UJ	J+
B-10(28-32)	U	U	R*	U	UJ	J+
B-11(28-32)	U	U	R*	U	UJ	J+
B-12(28-32)	U	U	R*	U	UJ	J+
B-5(23-28)	U	U	R*	U		J+

* Silver results have already been qualified rejected due to matrix recovery exceedances

+ Vanadium results have already been qualified estimated J due to matrix recovery exceedances

For cyanide, the initial and continuing calibration blank results, and the preparation blank result were ND (<0.01 mg/L for water and < 0.50 mg/kg for soil).

For metals in field blanks, lead was detected in FIELDBLANK71004 at 2.13 ug/L. All lead results in field samples exceeded the action level of 1.06 mg/kg so no data was qualified.

For cyanide, both the 7/10 and 7/11 field blanks were ND. All initial and continuing calibration blanks, and preparation blanks for both water and soil were ND for cyanide.

GC/MS Instrument Tune (GC/MS Mass Calibration and Ion Abundance Pattern)

For VOCs, the relative ion abundances for bromofluorobenzene (BFB) for tunes run on 7/13, 7/14(2), 7/15, 7/16 and 7/17/04 were all within ion abundance acceptance criteria for package S3541. For SVOCs, the relative ion abundances for decafluorotriphenylphosphine (DFTPP) for tunes run on 7/9, 7/12, 7/17, 7/18, 7/19, 7/21, 7/22, and 7/24 were all within ion abundance acceptance criteria for package S3541. For the DFTPP tune run on 7/16, the printout for m/e 68 is incorrect. It indicates 0.0% for the m/e 68 abundance as a percentage of m/e 69. The actual percentage is 1.6/60.4 X 100, or 2.6%, which exceeds the acceptance criterion of "less than 2.0% of mass 69". The laboratory was contacted. They indicated that the 1.6% value for m/e 68 on the 7/16 instrument tune form was incorrect. The true percentage is zero. This was confirmed by observation of the raw data. This percentage is less than 2.0% of mass 69 and so no data qualification is required.

Initial and Continuing Calibrations

For VOCs, initial calibration standard concentrations were 1.0, 10, 50, 100, and 200 ug/L. The ASP requires that the VOC initial calibration standard concentrations be 1.0, 2.0, 5.0, 10, and 25 ug/L (Part IX, Section 2.1 of Exhibit E). This is considered a significant violation of the ASP requirements. Normally, a deviation of this nature would trigger rejection of results. However, the data may still be useable for the following reasons:

1. Even though the laboratory did not analyze the low concentration set of standards, their method detection limits (MDLs) are less than 1.0 ppb for 80% of the VOC analytes. The MDLs of the remaining 20% fall between 1.0 and 15 ppb.
2. The relative percent difference between the response factor for the 5 ppb standard (the lowest concentration standard in their initial calibration) and the mean response factor is less than 20% in most cases. In all cases where the percent difference is greater than 20% such as methylene chloride (78%), carbon tetrachloride (24%), 2-chlorotoluene (49%), 1,3,5-trimethylbenzene (25%), sec-butylbenzene (27%), and p-isopropyltoluene (27%), the response factor for the low standard is higher than the mean response factor so low level results would be biased slightly high. Therefore false negative results are unlikely. There is one analyte, 2-chloroethyl vinyl ether, for which the 5 ppb RF is 42% less than the mean RF. There may be a low bias to the 2-chloroethyl vinyl ether results such that the true reporting limit should be approximately 1.7 ppb instead of 1.2 ppb.
3. The other volatile QC data such as blank spike and matrix spike recoveries were within the QC limits established by ASP. Several surrogate recoveries were slightly outside of acceptance criteria.

4. The most stringent EPA Region II soil cleanup criteria (1000 ppb for the soil impact to groundwater criterion for several analytes) are much higher than the lab's MDL and PQL for all analytes.

   For these reasons, the VOC data is not rejected; however, they are qualified estimated J for detected results and estimated non-detect, UJ, for non-detect results for all parameters in all samples.

   For SVOCs, the initial calibration and continuing calibrations were within ASP acceptance criteria.

   For metals and cyanide, all initial and continuing calibration verification recoveries were within acceptance criteria of 90-110%.

   Field Duplicates and Laboratory Replicates

   Samples B-8(28-33) and DUP071004 were the sole field duplicate pair. For SVOCs, VOCs, and cyanide, all results were ND for all analytes in both samples. For metals, all result pairs yielded relative percent differences (RPD) of less than the maximum allowable RPD of 50%. For cyanide, both results were non-detect.

   Sample B-5(23-28) was used to generate the laboratory replicate. Arsenic was detected at 0.527 mg/kg in the original sample and was non-detect at 0.249 mg/kg in the replicate. Because the detected result is only about twice the MDL level, no qualification is made. For cyanide, both the original and replicate results were ND.

   Stability of Internal Standard Response and Retention Times
   For VOCs and SVOCs, all internal standard areas for samples, calibration standards, and method blanks were within acceptance criteria of +100 to –50%. All retention times were within acceptance criteria of ±0.5 minutes.

   Dilution of Samples, Matrix Spikes, and Matrix Spike Duplicates
   There were no sample dilution runs for any of the analyses in package S3541.

   Miscellaneous Metals QC Parameters
   The Contract Required Detection Limit (CRDL) standard results for ICP and mercury were within QC acceptance limits of 75-125%. The interference check sample results for three sets of A and AB solutions were within the acceptance range of 80-120%. AB solution test results were not provided for potassium and sodium.

   Exceedances of the 75-125% acceptable recovery range for the post-digestion spike of sample B-5(23-28) is described within the matrix spike section of this report. All other analytes were within acceptance criteria. For the serial dilution sample, B-5(23-28), analytes detected in the undiluted sample at levels of >50

times their respective MDLs were considered. Of these, two analytes exceeded the maximum %D acceptance criterion of 10%. They are chromium (13.4%) and vanadium (12.2%). In both cases, the diluted result was greater than the undiluted result. Chromium and vanadium positive soil sample results are qualified estimated J for positive detects and UJ for non-detects. The signals for these analytes are suppressed due to sample matrix. Analytes for which the dilution brought the analyte concentration to below its MDL were also not considered.

Reference

1. EPA Region I Laboratory Data Validation Functional Guidelines for Evaluating Organics Analysis, February 1988.